

DIVISION II MEN'S SOCCER CHAMPIONSHIPS RECORDS BOOK

| | |
|--|----|
| 2018 Championship..... | 2 |
| History..... | 3 |
| Won-Lost-Tied Records in Tournament Play | 9 |
| All-Time Results..... | 12 |
| Brackets..... | 18 |



2018 CHAMPIONSHIP

RESULTS

FIRST ROUND

[Wilmington \(DE\) 4, Le Moyne 1](#)
[Mercy 1, Post 0](#)
[Cal Poly Pomona 3, Fresno Pacific 0](#)
[Cal St. L.A. 2, Chico St. 1](#)
[Ohio Valley 2, Maryville \(MO\) 1](#)
[Saginaw Valley 4, Ashland 3 \(OT\)](#)
[Tusculum 3, Queens \(NC\) 2](#)
[Anderson \(SC\) 3, Limestone 2 \(OT\)](#)

SECOND ROUND

[Adelphi 2, Wilmington \(DE\) 1](#)
[LIU Post 1, Mercy 0](#)
[Charleston \(WV\) 1, Millersville 0](#)
[West Chester 2, Notre Dame \(OH\) 1](#)
[Cal Poly Pomona 1, Simon Fraser 0 \(OT\)](#)
[Azusa Pacific 2, Cal St. L.A. 1 \(OT\)](#)
[*Colorado Mesa 0, MSU Texas 0 \(5-4 PK\)](#)
[West Tex. A&M 2, Colo. Sch. of Mines 0](#)
[*Ohio Valley 1, Tiffin 1 \(4-1 PK\)](#)
[Saginaw Valley 4, Southern Ind. 1](#)
[*Lynn 1, Palm Beach Atl. 1 \(5-4 PK\)](#)
[Barry 4, Spring Hill 1](#)
[Young Harris 2, Tusculum 1](#)
[Lander 1, Anderson \(SC\) 0 \(2 OT\)](#)

THIRD ROUND

[Adelphi 2, LIU Post 0](#)
[West Chester 1, Charleston \(WV\) 0](#)
[Cal Poly Pomona 1, Azusa Pacific 0](#)
[West Tex. A&M 1, Colorado Mesa 0 \(OT\)](#)
[Ohio Valley 1, Saginaw Valley 0](#)
[Fort Hays St. 3, Northeastern St. 1](#)
[*Barry 0, Lynn 0 \(4-2 PK\)](#)
[Lander 1, Young Harris 0](#)

QUARTERFINALS

[West Chester 2, Adelphi 0](#)
[Cal Poly Pomona 2, West Tex. A&M 0](#)
[Fort Hays St. 2, Ohio Valley 0](#)
[Barry 2, Lander 1](#)

SEMIFINALS

[*Barry 0, Fort Hays St. 0 \(5-4 PK\)](#)
[West Chester 2, Cal Poly Pomona 1 \(OT\)](#)

CHAMPIONSHIP

[Barry 2, West Chester 1](#)
**Advanced on penalty kicks*

HISTORY

RESULTS

| Year | Champion (Record) | Coach | Score | Runner-Up | Host or Site | Game Attendance | Total Attendance |
|------|-----------------------------|-----------------|----------------|--------------------|----------------------|-----------------|------------------|
| 1972 | SIUE (11-0-3) | Bob Guelker | 1-0 | SUNY Oneonta | SIUE | — | — |
| 1973 | Mo.-St. Louis (11-0-3) | Don Dallas | 3-0 | Cal St. Fullerton | Springfield | — | — |
| 1974 | Adelphi (16-1-1) | Menahem Less | 3-2 | Seattle Pacific | Mo.-St. Louis | 321 | — |
| 1975 | Baltimore (16-2-1) | Dick Edell | 3-1 | Seattle Pacific | Seattle Pacific | 7,000 | 18,685 |
| 1976 | Loyola Maryland (21-1) | Jim Bullington | 2-0 | New Haven | Seattle Pacific | 1,500 | 8,725 |
| 1977 | Alabama A&M (16-1) | Salah Yousif | 2-1 | Seattle Pacific | FIU | 200 | 5,175 |
| 1978 | Seattle Pacific (18-5-4) | Cliff McCrath | 1-0 (3 OT) | Alabama A&M | FIU | 500 | 3,939 |
| 1979 | Alabama A&M (22-1) | Salah Yousif | 2-0 | Eastern Ill. | FIU | 300 | 2,329 |
| 1980 | Lock Haven (21-0) | Michael Parker | 1-0 (OT) | FIU | FIU | 800 | 4,113 |
| 1981 | Tampa (15-0-3) | Jay Miller | 1-0 (OT) | Cal St. L.A. | Southern Conn. St. | 700 | 3,916 |
| 1982 | FIU (16-3-1) | Karl Kremser | 2-1 | Southern Conn. St. | FIU | 1,300 | 5,604 |
| 1983 | Seattle Pacific (16-4-1) | Cliff McCrath | 1-0 | Tampa | Tampa | 4,117 | 11,700 |
| 1984 | FIU (14-4-3) | Karl Kremser | 1-0 (OT) | Seattle Pacific | Seattle Pacific | 4,500 | 7,742 |
| 1985 | Seattle Pacific (20-3) | Cliff McCrath | 3-2 | FIU | FIU | 1,480 | 8,819 |
| 1986 | Seattle Pacific (17-4-2) | Cliff McCrath | 4-1 | Oakland | Seattle Pacific | 4,100 | 9,778 |
| 1987 | Southern Conn. St. (17-1-3) | Bob Dikranian | 2-0 | CSUN | Tampa | 1,700 | 9,101 |
| 1988 | Florida Tech (15-6) | Rick Stottler | 3-2 | CSUN | CSUN | 4,588 | 10,472 |
| 1989 | Southern N.H. (22-1-2) | John Rootes | 3-1 | UNCG | UNCG | 2,137 | 12,395 |
| 1990 | Southern Conn. St. (22-0-1) | Ray Reid | 1-0 (4 OT, PK) | Seattle Pacific | Florida Tech | 700 | 8,979 |
| 1991 | Florida Tech (19-2-1) | Rick Stottler | 5-1 | Sonoma St. | Florida Tech | 2,000 | 9,076 |
| 1992 | Southern Conn. St. (21-2-1) | Ray Reid | 1-0 | Tampa | Tampa | 3,285 | 9,425 |
| 1993 | Seattle Pacific (18-2-1) | Cliff McCrath | 1-0 | Southern Conn. St. | Florida Tech | 2,800 | 9,014 |
| 1994 | Tampa (15-2-1) | Tom Fitzgerald | 3-0 (2 OT) | Oakland | Tampa | 4,336 | 11,942 |
| 1995 | Southern Conn. St. (21-1-1) | Ray Reid | 2-0 | USC Upstate | USC Upstate | 1,500 | 8,878 |
| 1996 | Grand Canyon (12-4-5) | Peter Duah, | | | | | |
| | | Petar Draksin | 3-1 | Oakland | Grand Canyon | 1,649 | 8,679 |
| 1997 | CSU Bakersfield (20-4) | Simon Tobin | 1-0 | Lynn | Lynn | 1,256 | 7,822 |
| 1998 | Southern Conn. St. (20-2-1) | Tom Lang | 1-0 | USC Upstate | USC Upstate | 2,833 | 8,925 |
| 1999 | Southern Conn. St. (20-0) | Tom Lang | 2-1 (2 OT) | Fort Lewis | Barry | 403 | 9,178 |
| 2000 | Cal St. Dom. Hills (23-1-1) | Joe Flanagan | 2-1 (4 OT) | Barry | Barry | 818 | 8,273 |
| 2001 | Tampa (19-0-2) | Keith Fulk | 2-1 | Cal St. Dom. Hills | Tampa | 1,236 | 6,165 |
| 2002 | Sonoma St. (20-3-1) | Marcus Ziemer | 4-3 | Southern N.H. | Virginia Beach | 397 | 5,456 |
| 2003 | Lynn (22-0-1) | Shaun Pendleton | 2-1 | Chico St. | Virginia Beach | 198 | 6,415 |
| 2004 | Seattle (22-0-1) | Peter Fewing | 2-1 | SIUE | Wichita Falls, Texas | 550 | 5,563 |
| 2005 | Fort Lewis (22-0-1) | Jeremy Gunn | 3-1 | Franklin Pierce | Wichita Falls, Texas | 538 | 7,988 |
| 2006 | Dowling (22-0-2) | John DiRico | 1-0 | Fort Lewis | * Pensacola, Fla. | 550 | 10,524 |
| 2007 | Franklin Pierce (17-2-4) | Marco Koolman | 1-0 | Lincoln Memorial | Orange Beach, Ala. | 512 | 6,652 |
| 2008 | Cal St. Dom. Hills (21-2-4) | Joe Flanagan | 3-0 | Dowling | Tampa | 808 | 8,953 |
| 2009 | Fort Lewis (24-1) | Oige Kennedy | 1-0 | Lees-McRae | Tampa | 706 | 8,347 |
| 2010 | Northern Ky. (20-2-3) | John Basalyga | 3-2 | Rollins | * Louisville | 512 | 8,752 |
| 2011 | Fort Lewis (24-1-0) | Oige Kennedy | 3-2 (OT) | Lynn | Pensacola, Fla. | 343 | 8,693 |
| 2012 | Lynn (19-3-1) | John Rootes | 3-2 | Saginaw Valley | Evans, Ga. | 311 | 8,681 |
| 2013 | Southern N.H. (22-1-1) | Marc Hubbard | 2-1 | Carson-Newman | Evans, Ga. | 1,006 | 7,358 |
| 2014 | Lynn (19-1-1) | John Rootes | 3-2 | Charleston (WV) | * Louisville | 300 | 6,221 |
| 2015 | Pfeiffer (25-0-0) | Bob Reasso | 4-0 | Cal Poly Pomona | Pensacola, Fla. | 401 | 13,121 |
| 2016 | Wingate (19-1-0) | Gary Hamill | 2-0 | Charleston (WV) | Kansas City | 532 | 11,664 |
| 2017 | Charleston (WV) (21-1-2) | Dan Stratford | 0-0 (PK 3-1) | Lynn | Kansas City | 2,349 | 13,971 |
| 2018 | Barry (16-4-3) | Steve McCrath | 2-1 | West Chester | * Pittsburgh | 396 | 8,019 |

* Championship was conducted as part of the Division II national championships festival.

TEAM CHAMPIONSHIPS

| | |
|---------------------|---|
| Southern Conn. St. | 6 |
| Seattle Pacific | 5 |
| Fort Lewis | 3 |
| Lynn | 3 |
| Tampa | 3 |
| Alabama A&M | 2 |
| Cal. St. Dom. Hills | 2 |
| FIU | 2 |
| Florida Tech | 2 |
| SIUE | 2 |
| Southern N.H. | 2 |
| Adelphi | 1 |
| Baltimore | 1 |
| Barry | 1 |
| Charleston (WV) | 1 |
| CSU Bakersfield | 1 |
| Dowling | 1 |
| Franklin Pierce | 1 |
| Grand Canyon | 1 |
| Lock Haven | 1 |
| Loyola Maryland | 1 |
| Mo.-St. Louis | 1 |
| Northern Ky. | 1 |
| Pfeiffer | 1 |
| Seattle | 1 |
| Sonoma St. | 1 |
| Wingate | 1 |

ALL-TOURNAMENT TEAMS

MOP—Most Outstanding Player.

1975

Charles Meyers, Baltimore (MOP offensive)
Mike Wall, Baltimore (MOP defensive)

1976

Ian Reid, Loyola Maryland (MOP offensive)
John Palmere, Loyola Maryland (MOP defensive)

1988

Robin Chan, Florida Tech (MOP offensive)
Rick Iverson, CSUN (MOP defensive)

1989

Archie Harlow, Southern N.H. (MOP offensive)
Mike Martin, Southern N.H. (MOP defensive)

1999

T.J. Delucia, Southern Conn. St. (MOP offensive)
Brad Greenwood, Fort Lewis (MOP defensive)
Luc Cisna, Fort Lewis
Chris Greer, Fort Lewis
Steve Berglund, Fort Lewis
Avi Scabini, Southern Conn. St.
Paul Oyuga, Southern Conn. St.
Assaf Dagai, Southern Conn. St.
Paul Brooks, Southern Conn. St.
Phil Elias, Charleston (WV)
Johan Nordin, Charleston (WV)
Greg Jehs, Barry
Alen Marcina, Barry

2000

Victor Guerrero, Cal St. Dom. Hills (MOP offensive)
Jacobi Goodfellow, Barry (MOP defensive)
Tony de Vocht, Cal St. Dom. Hills
Alex Bengard, Cal St. Dom. Hills
Garrett Estrin, Cal St. Dom. Hills
Alen Marcina, Barry
Greg Jehs, Barry
John Thompson, Lewis
Martin Strah, Lewis
Karl Nusshag, East Stroudsburg
Sean Stewart, East Stroudsburg

2001

Kareem Escayg, Tampa (MOP offensive)
Luis Morales, Cal St. Dom. Hills (MOP defensive)
Robbie Folbrycht, Tampa
Marlon Rojas, Tampa
Roy Fink, Tampa
Scott White, Cal St. Dom. Hills
Joe Cartlidge, Cal St. Dom. Hills
Abdoul Karim Diallo, Dowling
Leonard Doramodou, Dowling
Justin McMillian, SIUE
David Mwendapole, SIUE

2002

Tony Bussard, Sonoma St. (MOP offensive)
Matt Bernard, Sonoma St. (MOP defensive)

Brandon Boone, Sonoma St.
Ryan Smith, Sonoma St.
Mounir Tajjou, Southern N.H.
Romelle Burgess, Southern N.H.
Anthony Augustine, Southern N.H.
Matt Kagan, Southern N.H.
Oliver Woodward, Mercyhurst
Dustin McNaughton, Mercyhurst
Danny George, Central Ark.

2003

Andrew Hirst, Lynn (MOP offensive)
Ross Lumsden, Lynn (MOP defensive)
Mark Melling, Lynn
Lee Paul Scroggins, Lynn
Garthfield Whyte, Lynn
Jesse Grigg, Chico St.
Dominik Jakubek, Chico St.
Kevin Kuiper, Chico St.
Dustin Tong, Chico St.
Sergne Babacar Mboup, Dowling
Tony McCormick, Findlay

2004

Bobby McAlister, Seattle (MOP offensive)
Santa Maria Rivera, Seattle (MOP defensive)
Pat Doran, Seattle
Jeremiah Doyle, Seattle
Mike Banner, SIUE
John Matthews, SIUE
Kevin Thibodeau, SIUE
Chris Kenney, Dowling
Sergne Babacar Mboup, Dowling
Ali Erdal, UNC Pembroke
Trond Myrland, UNC Pembroke

2005

John Cunliffe, Fort Lewis (MOP offensive)
Bryan Eisenbraun, Fort Lewis (MOP defensive)
Cliff Wilmes, Fort Lewis
Cole Sweetser, Fort Lewis
Christopher Joyce, Franklin Pierce
James Thorpe, Franklin Pierce
Andre Elphic, Franklin Pierce
Mike Zaegel, SIUE
Mike Banner, SIUE
Lee Porter, Lynn
Chris Knox, Lynn

2006

Guy-Roland Kpene, Dowling (MOP offensive)
Thomas Vaaland, Dowling (MOP defensive)
Williams Grady, Dowling
Morten Jensen, Dowling
Carl Rydin, Dowling
John Cunliffe, Fort Lewis
Ryan Kerr, Fort Lewis
Chase Mikkelsen, Fort Lewis
Cliff Wilmes, Fort Lewis
Leandro Pereira, Lincoln Memorial
Felipe Lawall, West Florida

2007

David Clifton, Franklin Pierce (MOP offensive)

James Thorpe, Franklin Pierce (MOP defensive)
Bisharra Ettienne, Franklin Pierce
Frantz Francois, Franklin Pierce
Michel Vitulano, Franklin Pierce
Victor Souza, Lincoln Memorial
Claudio Rico, Lincoln Memorial
Leonardo de Barros, Lincoln Memorial
Nelson Pizarro, Lincoln Memorial
Brian Martinez, Midwestern St.
Melford James, Montevallo

2008

Andrew Marinez, Cal St. Dom. Hills (MOP offensive)
Kevin Gallagher, Cal St. Dom. Hills (MOP defensive)
Miguel Benitez, Cal St. Dom. Hills
Hiram Rangel, Cal St. Dom. Hills
Kris Clark, Cal St. Dom. Hills
Pascal Milien, Tampa
Ryan Maxwell, Tampa
Patrick Cunningham, Dowling
Carl Rydin, Dowling
Lamine Traore, Dowling
Tony Ray, Northern Ky.

2009

David Barden, Fort Lewis (MOP Offensive)
Kyle Wood, Fort Lewis (MOP Defensive)
Jeff Jennings, Fort Lewis
Fabian Kling, Fort Lewis
Euan Purcell, Fort Lewis
Berin Boracic, Lees-McRae
Sam Kennedy, Lees-McRae
Sean Paradise, Lees-McRae
Angelo Reina, Le Moyne
Zac Bond, Lewis
Nestor Hernandez, Lewis

2010

Steven Beattie, Northern Ky. (MOP Offensive)
Paul Andrews, Northern Ky. (MOP Defensive)
Michael Lavric, Northern Ky.
Jordan Kotsopoulos, Northern Ky.
Anthony Meyer, Northern Ky.
Thomas Biddinger, Rollins
Jack Clifford, Rollins
Adam New, Rollins
Bradley Welch, Rollins
Mouhamed Mboup, Dowling
Paulo Teixeira, Midwestern St.

2011

Fabian Kling, Fort Lewis (MOP defensive)
Kosta Kordistos, Fort Lewis (MOP offensive)
Casey Dean, Fort Lewis
Ryan Wirth, Fort Lewis
Harald Gracholski, Lynn
A.B. Magnusson, Lynn
Johnny Mertl, Lynn
John Claffey, Millersville
Aaron Roland, Millersville
Daniel Donaldson, Franklin Pierce
Amory Houghton, Franklin Pierce

2012

Anthony Desperito, Lynn (MOP offensive)
Jason Sangha, Lynn (MOP defensive)
James Aldred, Lynn
Roberto Cadilhe, Lynn
Julian Halder, Lynn
Martin Wehlert, Lynn
Ryan Lund, Mercyhurst
Alex Manea, Mercyhurst
Lachlan Savage, Saginaw Valley
Robert Short, Saginaw Valley
Michael Lamb, Saginaw Valley
Quante Abbott Hill Smith, Simon Fraser
Ryan Dhillon, Simon Fraser

2013

Pierre Omanga, Southern N.H. (MOP offensive)
Yannick Kabala, Southern N.H. (MOP defensive)
Dom DiMaggio, Southern N.H.
Miguel Carneiro, Southern N.H.
Dominic Samuel, Southern N.H.
Rumwald Le Guevel, Carson-Newman
Christopher Trejo, Carson-Newman
Matheus Bachi, Carson-Newman
Ross Frame, Carson-Newman
Oussie Gueye, Rockhurst
Jovan Blagojevic, Simon Fraser

2014

Chris Hellmann, Lynn (MOP offensive)
Jason Sangha, Lynn (MOP defensive)
Nicolas Mortensen, Lynn
Lukas Zlataritis, Lynn

2015

Nathan Regis, Pfeiffer (MOP offensive)
Dani Sijaj, Pfeiffer (MOP defensive)
Martim Galvao, Pfeiffer
Santee Moar, Pfeiffer
Himy Sijaj, Pfeiffer
Eshel Chardon, Cal Poly Pomona
Fernando Pablo Quevedo, Cal Poly Pomona
Alexander Turkson, Cal Poly Pomona
Felipe Antonio, Charleston (WV)
Will Roberts, Charleston (WV)
Nick Caruso, Rockhurst

2016

Jon Ander, Wingate (MOP offensive)
Alex Nelson, Wingate (MOP defensive)
Damian Gaona, Wingate
Pablo Jara, Wingate
Christian Szalay, Wingate
Felipe Antonio, Charleston (WV)
Tam Dimairo, Charleston (WV)
Thomas Vancaeyezele, Charleston (WV)
Jake Young, Charleston (WV)
Mitch Moncada, Rockhurst
Sam Palano, UC San Diego

2017

Adam Michel, Rockhurst
Alun Webb, Lynn

Luca Mastrantonio, Rockhurst
Luis Najera Jr., Cal Poly Pomona
Max Herbert, Lynn
Niklas Tasky, Lynn
Patrick Guier, Charleston (WV) (MOP offensive)
Paulo Pita, Charleston (WV) (MOP defensive)
Sergi Monso, Cal Poly Pomona
Tam Dimairo, Charleston (WV)
Thomas Vancaeyezele, Charleston (WV)

2018

Francisco Greco, Barry (MOP offensive)
James Kirkham, Barry
Stephen Kosmala, Barry (MOP defensive)
Marco Sordi, Barry
Eduardo Faria, Cal Poly Pomona
Nadeer Ghantous, Cal Poly Pomona
Raul Fierro, Fort Hays St.
Alonso Rodriguez, Fort Hays St.
Kyle Hoops, West Chester
Jason Pixley, West Chester
Andrew Slater, West Chester

TOURNAMENT SCORING LEADERS

| Year | Player, School | G | A | P |
|------|-------------------------------------|---|---|----|
| 1972 | Not available | | | |
| 1973 | Not available | | | |
| 1974 | Herbert Gordon, Dist. Columbia* | 5 | 0 | 10 |
| 1975 | Nimrod Dreyfuss, Adelphi | 6 | 2 | 14 |
| 1976 | Pete Notaro, Loyola Maryland | 4 | 2 | 10 |
| 1977 | Kenneth Okafor, Alabama A&M | 5 | 1 | 11 |
| 1978 | Segun Adelke, Alabama A&M | 4 | 1 | 9 |
| 1979 | Gordon Prempeh, Eastern Ill. | 3 | 0 | 6 |
| 1980 | Ron Basile, Southern Conn. St. | 3 | 1 | 7 |
| 1981 | Ron Basile, Southern Conn. St. | 3 | 1 | 7 |
| 1982 | Hermann-Josef Engels, FIU | 5 | 1 | 11 |
| 1983 | Brad Elmenhurst, Seattle Pacific | 2 | 4 | 8 |
| 1984 | Munga Eketebi, FIU | 5 | 3 | 13 |
| 1985 | Peter Hatstrup, Seattle Pacific | 5 | 1 | 11 |
| 1986 | Mark Faller, Seattle Pacific | 2 | 1 | 5 |
| 1987 | Antony Vaughn, Southern Conn. St. | 2 | 1 | 5 |
| | John DeBrito, Southern Conn. St. | 2 | 1 | 5 |
| 1988 | Bobby Reyes, CSUN | 5 | 0 | 10 |
| 1989 | Dermott Sweeney, Mercy | 3 | 0 | 6 |
| | Archie Harlow, Southern N.H. | 3 | 0 | 6 |
| 1990 | Andrew Ziemer, Sonoma St. | 2 | 1 | 5 |
| 1991 | Andrew Ziemer, Sonoma St. | 6 | 0 | 12 |
| 1992 | Altimont Butler, Southern N.H. | 2 | 2 | 6 |
| 1993 | Richard Sharpe, Florida Tech | 4 | 3 | 11 |
| 1994 | Phil Bullard, Seattle Pacific | 5 | 2 | 12 |
| 1995 | Gil Hokayma, Southern Conn. St. | 3 | 1 | 7 |
| 1996 | Nabyl Bekraoui, Grand Canyon | 2 | 2 | 6 |
| | Dylan Kendrick, Lynn | 2 | 2 | 6 |
| | Miles Tomic, Grand Canyon | 3 | 0 | 6 |
| 1997 | Jeremy Hamm, CSU Bakersfield | 3 | 1 | 7 |
| 1998 | Vadim Tolstolutsky, Seattle Pacific | 2 | 4 | 8 |
| | Dan Valency, Southern Conn. St. | 3 | 2 | 8 |
| 1999 | Paul Oyuga, Southern Conn. St. | 3 | 1 | 7 |
| | Avi Scabini, Southern Conn. St. | 2 | 3 | 7 |
| | Per Ole Tendén, Charleston (WV) | 3 | 1 | 7 |
| 2000 | Fitzgerald Clarke, Barry | 4 | 2 | 10 |

| Year | Player, School | G | A | P |
|------|-----------------------------------|---|---|----|
| 2001 | Marcus Rulow, West Tex. A&M | 2 | 0 | 4 |
| | Sean Lockhart, Cal St. Dom. Hills | 1 | 2 | 4 |
| | Roy Fink, Tampa | 2 | 0 | 4 |
| | Jason Bell, Tampa | 2 | 0 | 4 |
| | Jaime Creaghan, Lander | 2 | 0 | 4 |
| 2002 | Justin McMillian, SIUE | 1 | 2 | 4 |
| | Tony Bussard, Sonoma St. | 5 | 1 | 11 |
| 2003 | Lars Pottgiessen, Truman | 3 | 2 | 8 |
| 2004 | Paul Hopkins, Tusculum | 4 | 1 | 9 |
| | Bobby McAlister, Seattle | 4 | 1 | 9 |
| 2005 | Lee Paul Scroggins, Lynn | 7 | 1 | 15 |
| 2006 | Felipe Lawall, West Florida | 4 | 3 | 11 |
| | Guy-Roland Kpene, Dowling | 4 | 3 | 11 |
| 2007 | David Clifton, Franklin Pierce | 9 | 0 | 18 |
| 2008 | Scott Mariano, Cal St. Dom. Hills | 3 | 4 | 10 |
| | Lamine Traore, Dowling | 4 | 2 | 10 |
| 2009 | Nestor Hernandez, Lewis | 4 | 2 | 10 |
| | Tom Settle, Fort Lewis | 2 | 6 | 10 |
| 2010 | Steven Beattie, Northern Ky. | 6 | 4 | 16 |
| 2011 | Kosta Kordistos, Fort Lewis | 4 | 0 | 8 |
| | Harald Gracholski, Lynn | 4 | 0 | 8 |
| 2012 | Jack Winter, Lynn | 3 | 3 | 9 |
| 2013 | Ross Frame, Carson-Newman | 5 | 2 | 12 |
| 2014 | Chris Hellmann, Lynn | 7 | 3 | 17 |
| 2015 | Nathan Regis, Pfeiffer | 7 | 2 | 9 |
| 2016 | Jon Ander, Wingate | 5 | 1 | 11 |
| 2017 | Seba Andreasse, Young Harris | 3 | 1 | 7 |
| 2018 | Eduardo Faria, Cal Poly Pomona | 3 | 3 | 9 |

*Does not include first-round game against Baltimore.

INDIVIDUAL RECORDS

GOALS, GAME

5—Nimrod Dreyfuss, Adelphi (9) vs. Green Bay (1), 1975.

GOALS, TOURNAMENT

9—David Clifton, Franklin Pierce (3 vs. Le Moyne, 3 vs. UMass Lowell, 2 vs. Dowling, 0 vs. Midwestern St., 1 vs. Lincoln Memorial), 2007.

GOALS, CAREER

10—David Clifton, Franklin Pierce, 2006-07.

ASSISTS, GAME

4—Richard Sharpe, Florida Tech (5) vs. Seattle Pacific (5) (4 ot), 1993; Chris Knox, Lynn (7) vs. Central Ark. (1), 2005.

ASSISTS, TOURNAMENT

7—Kevin Boone (0 vs. West Florida; 2 vs. Barry, 2 vs. Clayton St., 2 vs. Midwestern St., 1 vs. Northern Ky.), Rollins, 2010.

ASSISTS, CAREER

7—James Udemba, Alabama A&M, 1977-78; Vadim Tolstolutsky, Seattle Pacific, 1997-98; Kevin Boone, Rollins, 2009-10.

POINTS, GAME

10—Nimrod Dreyfuss (5 goals), Adelphi (9) vs. Green Bay (1), 1975.

POINTS, TOURNAMENT

18—David Clifton (9 goals, 0 assists; 3-0 vs. Le Moyne, 3-0 vs. UMass Lowell, 2-0 vs. Dowling, 0-0 vs. Midwestern St., 1-0 vs. Lincoln Memorial), Franklin Pierce, 2007.

POINTS, CAREER

23—John Cunliffe (9 goals, 5 assists), Fort Lewis, 2004-05-06.

SAVES, GAME

20—Steve Zerhusen, UMBC (1) vs. FIU (2), 1977; Steve Martin, Cal St. Dom. Hills (0) vs. Mo.-St. Louis (2), 1982.

LOWEST GOALS-AGAINST AVERAGE, TOURNAMENT (MINIMUM 3 GAMES)

0.00—Sylvester Onwuekwe, Alabama A&M (vs. FIU, Seattle Pacific and Eastern Ill.), 1979; Tom Graham, Tampa (vs. Rollins, Mo.-St. Louis and Cal St. L.A.), 1981; Ryan Bass, Rockhurst (vs. Saginaw Valley, Northern Ky. and Millersville), 2011; Pablo Jara, Wingate (vs. Limestone, Pfeiffer, Tampa, UC San Diego and Charleston (WV), 2016; Paulo Pita, Charleston (WV) (vs. West Va. Wesleyan, West Chester, LIU Post, Cal Poly Pomona, Lynn), 2017; Logan Feldmann, Rockhurst (Maryville (MO), Ohio Valley, Northeastern St., Lynn), 2017.

LOWEST GOALS-AGAINST AVERAGE, CAREER (MINIMUM 5 GAMES)

0.27—Sylvester Onwuekwe, Alabama A&M, 1977-78-79.

TEAM RECORDS

GOALS, GAME

10—FIU vs. Lock Haven (1), 1984.

GOALS, TWO TEAMS, GAME

11—FIU (10) vs. Lock Haven (1), 1984; East Stroudsburg (6) vs. West Va. Wesleyan (5), 1997.

SHOTS, GAME

46—Loyola Maryland (1) vs. Rollins (0), 1976.

CORNER KICKS, GAME

19—Seattle Pacific (5) vs. Mo.-St. Louis (2), 1983; Seattle Pacific (0) vs. FIU (1), 1984.

FOULS, GAME

58—Eastern Ill. (0) vs. Green Bay (1) (4 ot), 1977.

GOALS PER GAME, TOURNAMENT, (MINIMUM 2 GAMES)

5.50—Lynn (22 goals in 4 games), 2005.

LOWEST GOALS-AGAINST AVERAGE, TOURNAMENT (MINIMUM 3 GAMES)

0.00—Alabama A&M, 3 games, 1979; Tampa, 3 games, 1981; Rockhurst, 3 games, 2011; Wingate, 5 games, 2016; Charleston (WV) (vs. West Va. Wesleyan, West Chester; LIU Post, Cal Poly Pomona, Lynn), 2017; Rockhurst (Maryville (MO), Ohio Valley, Northeastern St., Lynn), 2017.

ELITE 90 AWARD

| Year | Name, School | GPA | Major |
|------|---------------------------------|-------|------------------------------------|
| 2009 | Daniel St. Jacques, Le Moyne | 3.810 | Communications |
| 2010 | Vladimir Milosavljevic, Dowling | 4.000 | Finance & Accounting |
| 2011 | Harald Gracholski, Lynn | 4.000 | Business Administration |
| 2012 | Martin Wehlert, Lynn | 4.000 | Business Administration |
| 2013 | Brad Champion, Southern N.H. | 3.968 | History & Social Studies Education |
| 2014 | Conor Branson, Charleston (WV) | 3.97 | Sports Administration |

| Year | Name, School | GPA | Major |
|-------------|--------------------------------|------------|-------------------------------------|
| 2015 | Conor Branson, Charleston (WV) | 3.975 | Sports Administration |
| 2016 | Abhinav Nath, Charleston (WV) | 3.97 | Sport Business |
| 2017 | Gianluca Bottoni, Rockhurst | 3.89 | Accounting |
| 2018 | Stefano Cammarota, Barry | 3.918 | Management & International Business |

The Elite 90 is presented to the student-athlete with the highest cumulative grade-point average participating at the finals site for each of the NCAA's 90 championships.

WON-LOST-TIED RECORDS IN TOURNAMENT PLAY

[Note: No third-place game was played in 1972 and beginning again in 1982; non-advancing semifinalists are credited with a third-place finish in those years.]

| Team (Years Participated) | Yrs | Won | Lost | Tied | Pct. | 1st | 2nd | 3rd | 4th |
|---|-----|-----|------|------|------|-----|-----|-----|-----|
| Adelphi (1972-73-74-75-2015-16-17-18) | 8 | 16 | 6 | 1 | .717 | 1 | 0 | 2 | 0 |
| Akron (1972) | 1 | 1 | 1 | 0 | .500 | 0 | 0 | 0 | 0 |
| Ala.-Huntsville (1997) | 1 | 0 | 1 | 0 | .000 | 0 | 0 | 0 | 0 |
| Alabama A&M (1977-78-79) | 3 | 10 | 1 | 0 | .909 | 2 | 1 | 0 | 0 |
| Albany (NY) (1973) | 1 | 0 | 1 | 0 | .000 | 0 | 0 | 0 | 0 |
| Anderson (SC) (2009-10-11-13-18) | 5 | 3 | 5 | 1 | .389 | 0 | 0 | 0 | 0 |
| Ashland (2001-03-08-09-10-18) | 6 | 1 | 5 | 1 | .214 | 0 | 0 | 0 | 0 |
| Azusa Pacific (2014-19) | 2 | 1 | 2 | 0 | .333 | 0 | 0 | 0 | 0 |
| Babson (1973-74) | 2 | 1 | 2 | 0 | .333 | 0 | 0 | 0 | 0 |
| Baltimore (1972-73-74-75-76) | 5 | 10 | 5 | 0 | .667 | 1 | 0 | 1 | 1 |
| Barry (1985-98-99-2000-02-03-09-10-11-18) | 10 | 10 | 9 | 2 | .524 | 1 | 1 | 1 | 0 |
| Barton (2014) | 1 | 0 | 1 | 0 | .000 | 0 | 0 | 0 | 0 |
| Bentley (1975) | 1 | 0 | 1 | 0 | .000 | 0 | 0 | 0 | 0 |
| Bloomfield (2010) | 1 | 0 | 1 | 0 | .000 | 0 | 0 | 0 | 0 |
| Bloomsburg (1978-2014) | 2 | 0 | 2 | 0 | .000 | 0 | 0 | 0 | 0 |
| Bridgeport (1972-82-84-86-88-90-91-2007) | 8 | 3 | 8 | 0 | .273 | 0 | 0 | 1 | 0 |
| Brockport (1972) | 1 | 0 | 1 | 0 | .000 | 0 | 0 | 0 | 0 |
| Cal Poly* (1987-89-93) | 3 | 0 | 3 | 0 | .000 | 0 | 0 | 1 | 0 |
| Cal Poly Pomona (1998-2015-16-17-18) | 5 | 12 | 5 | 2 | .684 | 0 | 1 | 2 | 0 |
| Cal St. Dom. Hills (1982-2000-01-02-03-04-05-06-07-08-09-11-15-17) | 14 | 19 | 10 | 2 | .645 | 2 | 1 | 0 | 0 |
| Cal St. East Bay (1974-75-76-82-83-84-88-89) | 8 | 3 | 8 | 0 | .273 | 0 | 0 | 1 | 0 |
| Cal St. Fullerton (1972-73-74) | 3 | 5 | 3 | 0 | .625 | 0 | 1 | 0 | 0 |
| Cal St. L.A. (1981-92-94-2006-08-09-11-12-13-14-15-17-18) | 13 | 9 | 11 | 7 | .463 | 0 | 1 | 0 | 0 |
| Cal St. San B'dino (1991-2009-10) | 3 | 0 | 3 | 0 | .000 | 0 | 0 | 0 | 0 |
| California (PA) (2004-08-11) | 3 | 1 | 3 | 0 | .250 | 0 | 0 | 0 | 0 |
| California Baptist (2013-17) | 2 | 1 | 2 | 0 | .333 | 0 | 0 | 0 | 0 |
| Carson-Newman (2003-04-05-06-07-08-09-13-15) | 9 | 6 | 9 | 4 | .421 | 0 | 1 | 0 | 0 |
| Catawba (2004-05-06) | 3 | 1 | 2 | 1 | .375 | 0 | 0 | 0 | 0 |
| Cedarville (2015) | 1 | 1 | 1 | 0 | .500 | 0 | 0 | 0 | 0 |
| Central Ark. (2002-04-05) | 3 | 3 | 3 | 0 | .500 | 0 | 0 | 1 | 0 |
| Chapman (1978-79-85) | 3 | 0 | 3 | 0 | .000 | 0 | 0 | 0 | 0 |
| Charleston (WV) (1999-2009-10-12-14-15-16-17-18) | 9 | 21 | 8 | 1 | .717 | 1 | 2 | 2 | 0 |
| Cheyney (1982) | 1 | 0 | 1 | 0 | .000 | 0 | 0 | 0 | 0 |
| Chico St. (1972-76-77-78-80-81-86-92-2003-10-11-13-18) | 13 | 15 | 11 | 2 | .571 | 0 | 1 | 3 | 0 |
| Christian Bros. (2000-11-14) | 3 | 0 | 3 | 0 | .000 | 0 | 0 | 0 | 0 |
| Clayton St. (2000-01-04-05-07-10) | 6 | 3 | 5 | 2 | .400 | 0 | 0 | 0 | 0 |
| Coker (2011) | 1 | 0 | 1 | 0 | .000 | 0 | 0 | 0 | 0 |
| Colo. Sch. of Mines (2005-09-10-12-13-15-17-18) | 8 | 3 | 8 | 2 | .308 | 0 | 0 | 0 | 0 |
| Colorado Mesa (2014-15-16-17-18) | 5 | 3 | 5 | 0 | .375 | 0 | 0 | 1 | 0 |
| CSU Bakersfield (1990-94-95-96-97-2001-04) | 7 | 5 | 5 | 2 | .500 | 1 | 0 | 1 | 0 |
| CSUN (1984-85-86-87-88-89) | 6 | 7 | 6 | 0 | .538 | 0 | 2 | 0 | 0 |
| Davis & Elkins (1983-84-85-86-2012-17) | 6 | 3 | 5 | 2 | .400 | 0 | 0 | 2 | 0 |
| Dist. Columbia (1974-2002-17) | 3 | 4 | 3 | 0 | .571 | 0 | 0 | 1 | 0 |
| Dixie St. (2016) | 1 | 0 | 1 | 0 | .000 | 0 | 0 | 0 | 0 |
| Dominican (NY) (2005-06-09-10) | 4 | 0 | 4 | 0 | .000 | 0 | 0 | 0 | 0 |
| Dowling (1996-97-98-2000-01-03-04-05-06-07-08-10-13) | 13 | 18 | 10 | 4 | .625 | 1 | 1 | 3 | 0 |
| Drury (2009-12-14-16) | 4 | 4 | 3 | 1 | .563 | 0 | 0 | 0 | 0 |
| East Stroudsburg (1972-73-74-85-86-87-89-94-95-97-98-99-2000-01-02-03-06-07-08-17) | 20 | 8 | 20 | 1 | .293 | 0 | 0 | 1 | 0 |
| Eastern Ill. (1972-73-74-75-77-78-79-80) | 8 | 10 | 9 | 0 | .526 | 0 | 1 | 1 | 1 |
| Elizabethtown (1973) | 1 | 1 | 1 | 0 | .500 | 0 | 0 | 0 | 0 |
| Findlay (2003) | 1 | 1 | 1 | 2 | .500 | 0 | 0 | 1 | 0 |
| FIU (1977-78-79-80-82-83-84-85) | 8 | 14 | 6 | 0 | .700 | 2 | 2 | 0 | 0 |
| Flagler (2009-10-11-12-13) | 5 | 2 | 5 | 1 | .313 | 0 | 0 | 0 | 0 |
| Florida Tech (1987-88-89-90-91-92-93-94-2016) | 9 | 10 | 6 | 1 | .618 | 2 | 0 | 2 | 0 |
| Fort Hays St. (2012-13-14-15-16-17-18) | 7 | 4 | 5 | 3 | .458 | 0 | 0 | 1 | 0 |
| Fort Lewis (1997-98-99-2001-04-05-06-07-08-09-11) | 11 | 21 | 8 | 2 | .710 | 3 | 2 | 0 | 0 |
| Francis Marion (2000-08) | 2 | 1 | 2 | 1 | .375 | 0 | 0 | 0 | 0 |
| Franklin Pierce (1991-92-93-94-95-96-97-98-2003-04-05-06-07-08-09-10-11-12-16) | 19 | 15 | 18 | 3 | .458 | 1 | 1 | 2 | 0 |
| Fresno Pacific (2015-18) | 2 | 0 | 2 | 0 | .000 | 0 | 0 | 0 | 0 |
| Gannon (1984-85-86-88-89-90-93-2007-12) | 9 | 6 | 9 | 0 | .400 | 0 | 0 | 3 | 0 |

| Team (Years Participated) | Yrs | Won | Lost | Tied | Pct. | 1st | 2nd | 3rd | 4th |
|--|-----|-----|------|------|------|-----|-----|-----|-----|
| Grand Canyon (1992-95-96-98-2007-10-12) | 7 | 6 | 6 | 1 | .500 | 1 | 0 | 0 | 0 |
| Green Bay (1975-76-77-78) | 4 | 4 | 6 | 0 | .400 | 0 | 0 | 0 | 2 |
| Goldey-Beacom (2017) | 1 | 1 | 1 | 0 | .500 | 0 | 0 | 0 | 0 |
| Hartford (1972-73-76-77-78-80-81) | 7 | 0 | 7 | 0 | .000 | 0 | 0 | 0 | 0 |
| Hartwick (1972) | 1 | 1 | 1 | 0 | .500 | 0 | 0 | 0 | 0 |
| Ill.-Chicago (1974) | 1 | 0 | 1 | 0 | .000 | 0 | 0 | 0 | 0 |
| Incarnate Word (2002-03-04-05-06-08-11-12) | 8 | 4 | 7 | 1 | .375 | 0 | 0 | 0 | 0 |
| IPFW (1999) | 1 | 1 | 1 | 0 | .500 | 0 | 0 | 0 | 0 |
| James Madison (1972) | 1 | 0 | 1 | 0 | .000 | 0 | 0 | 0 | 0 |
| Keene St. (1983-85-91) | 3 | 1 | 3 | 0 | .250 | 0 | 0 | 0 | 0 |
| Lander (1996-2001-05-06-07-08-09-12-13-15-16-17-18) | 13 | 8 | 10 | 5 | .457 | 0 | 0 | 0 | 0 |
| Le Moyne (1975-77-2005-07-08-09-15-16-18) | 9 | 2 | 9 | 1 | .208 | 0 | 0 | 1 | 0 |
| Lees-McRae (2007-08-09-10-11) | 5 | 7 | 5 | 1 | .577 | 0 | 1 | 0 | 0 |
| Lenoir-Rhyne (2006-16-17) | 3 | 2 | 2 | 1 | .500 | 0 | 0 | 0 | 0 |
| Lewis (2000-01-02-04-07-08-09-13) | 8 | 6 | 5 | 5 | .531 | 0 | 0 | 2 | 0 |
| Limestone (2006-08-13-14-16-17-18) | 7 | 3 | 7 | 1 | .318 | 0 | 0 | 0 | 0 |
| Lincoln Memorial (2006-07-17) | 3 | 6 | 3 | 1 | .650 | 0 | 1 | 1 | 0 |
| Lindenwood (MO) (2013-16) | 2 | 1 | 2 | 0 | .333 | 0 | 0 | 0 | 0 |
| LIU Post (1976-87-93-94-2006-11-12-13-14-15-16-17-18) | 13 | 11 | 12 | 3 | .481 | 0 | 0 | 0 | 0 |
| Lock Haven (1973-80-81-83-84-86-87-88-92-2004-06) | 11 | 8 | 10 | 0 | .444 | 1 | 0 | 0 | 0 |
| Loyola Maryland (1972-73-74-75-76-77-78) | 7 | 7 | 6 | 0 | .538 | 1 | 0 | 0 | 0 |
| Lynn (1996-97-98-99-2001-03-05-06-07-08-09-11-12-14-16-17-18) | 17 | 30 | 13 | 3 | .685 | 3 | 3 | 2 | 0 |
| MacMurray (1973) | 1 | 0 | 1 | 0 | .000 | 0 | 0 | 0 | 0 |
| Marist (1978-80) | 2 | 0 | 2 | 0 | .000 | 0 | 0 | 0 | 0 |
| Mars Hill (2011-12) | 2 | 2 | 2 | 0 | .500 | 0 | 0 | 0 | 0 |
| Maryville (MO) (2017-18) | 2 | 1 | 2 | 0 | .333 | 0 | 0 | 0 | 0 |
| Merchant Marine (1973) | 1 | 0 | 1 | 0 | .000 | 0 | 0 | 0 | 0 |
| Mercy (1979-89-2018) | 3 | 2 | 3 | 0 | .400 | 0 | 0 | 0 | 0 |
| Mercyhurst (1995-96-98-2000-01-02-03-06-09-10-11-12-13-14-16) | 15 | 12 | 13 | 2 | .481 | 0 | 0 | 4 | 0 |
| Merrimack (2012-14-15-16-17) | 5 | 5 | 5 | 0 | .500 | 0 | 0 | 0 | 0 |
| Millersville (2008-09-11-13-15-18) | 6 | 5 | 5 | 2 | .500 | 0 | 0 | 1 | 0 |
| Missouri S&T (2010) | 1 | 1 | 1 | 0 | .500 | 0 | 0 | 0 | 0 |
| Mo.-St. Louis (1972-73-74-75-76-77-78-79-80-81-82-83-84-85-87-88-91) | 17 | 17 | 18 | 0 | .486 | 1 | 0 | 3 | 2 |
| Molloy (2008) | 1 | 0 | 1 | 0 | .000 | 0 | 0 | 0 | 0 |
| Montclair St. (1972) | 1 | 0 | 1 | 0 | .000 | 0 | 0 | 0 | 0 |
| Montevallo (2004-06-07-08-10-11-12) | 7 | 2 | 5 | 3 | .350 | 0 | 0 | 1 | 0 |
| MSU Denver (2000-06-07-08-11) | 5 | 0 | 5 | 0 | .000 | 0 | 0 | 0 | 0 |
| MSU Texas (2002-03-06-07-08-09-10-11-13-14-15-16-17-18) | 14 | 17 | 10 | 4 | .613 | 0 | 0 | 2 | 0 |
| Muhlenberg (1972-73) | 2 | 1 | 2 | 0 | .333 | 0 | 0 | 0 | 0 |
| New Haven (1972-75-76-77-78-81-83-84) | 8 | 11 | 8 | 0 | .579 | 0 | 1 | 2 | 0 |
| Northeastern St. (2003-04-12-14-17-18) | 6 | 2 | 5 | 1 | .313 | 0 | 0 | 0 | 0 |
| Northern Ky. (2006-07-08-09-10-11) | 6 | 11 | 5 | 2 | .667 | 1 | 0 | 1 | 0 |
| Northwest Nazarene (2014) | 1 | 1 | 1 | 0 | .500 | 0 | 0 | 0 | 0 |
| Northwood (2011-14-15) | 3 | 1 | 3 | 0 | .250 | 0 | 0 | 0 | 0 |
| Notre Dame (OH) (2012-13-14-15-18) | 5 | 1 | 5 | 0 | .167 | 0 | 0 | 0 | 0 |
| Notre Dame de Namur (2008-12) | 2 | 0 | 2 | 0 | .000 | 0 | 0 | 0 | 0 |
| Nyack (2011) | 1 | 0 | 1 | 0 | .000 | 0 | 0 | 0 | 0 |
| NYIT (1985-2003-05-07-11-13-14) | 7 | 4 | 6 | 2 | .417 | 0 | 0 | 1 | 0 |
| Oakland (1976-82-83-84-86-87-88-89-90-91-92-93-94-96) | 14 | 17 | 13 | 1 | .565 | 0 | 3 | 4 | 0 |
| Ohio Dominican (2013) | 1 | 0 | 1 | 0 | .000 | 0 | 0 | 0 | 0 |
| Ohio Valley (2017-18) | 2 | 2 | 2 | 2 | .500 | 0 | 0 | 0 | 0 |
| Old Dominion (1975) | 1 | 1 | 1 | 0 | .500 | 0 | 0 | 0 | 0 |
| Palm Beach Atl. (2015-16-17-18) | 4 | 3 | 3 | 1 | .500 | 0 | 0 | 0 | 0 |
| Pfeiffer (2014-15-16) | 3 | 7 | 2 | 0 | .778 | 1 | 0 | 0 | 0 |
| Philadelphia U. (1972-2014) | 2 | 0 | 2 | 0 | .000 | 0 | 0 | 0 | 0 |
| Point Loma (2017) | 1 | 0 | 1 | 0 | .000 | 0 | 0 | 0 | 0 |
| Post (2012-13-18) | 3 | 0 | 3 | 0 | .000 | 0 | 0 | 0 | 0 |
| Presbyterian (1995) | 1 | 0 | 1 | 0 | .000 | 0 | 0 | 0 | 0 |
| Queens (NC) (1999-2002-04-06-07-13-18) | 7 | 2 | 6 | 2 | .300 | 0 | 0 | 0 | 0 |
| Quincy (1998-2010-12-14-15-16) | 6 | 3 | 4 | 2 | .444 | 0 | 0 | 1 | 0 |
| Randolph-Macon (1975-76) | 2 | 0 | 2 | 0 | .000 | 0 | 0 | 0 | 0 |
| Regis (CO) (2010-12-13-16) | 4 | 1 | 4 | 0 | .200 | 0 | 0 | 0 | 0 |
| Rockhurst (2002-03-05-08-11-12-13-15-16-17) | 10 | 13 | 6 | 7 | .635 | 0 | 0 | 4 | 0 |
| Rollins (1973-76-78-79-81-82-2003-04-06-09-10-11-12-13-15) | 15 | 10 | 15 | 0 | .400 | 0 | 1 | 0 | 0 |
| S.C. Aiken (2014) | 1 | 0 | 1 | 0 | .000 | 0 | 0 | 0 | 0 |
| Saginaw Valley (2011-12-14-15-16-17-18) | 7 | 7 | 6 | 2 | .533 | 0 | 1 | 0 | 0 |
| Saint Leo (2005-13-14-15) | 4 | 0 | 3 | 2 | .200 | 0 | 0 | 0 | 0 |
| San Fran. St. (1972-77-78) | 3 | 2 | 3 | 0 | .400 | 0 | 0 | 0 | 0 |

| Team (Years Participated) | Yrs | Won | Lost | Tied | Pct. | 1st | 2nd | 3rd | 4th |
|---|-----|-----|------|------|------|-----|-----|-----|-----|
| Seattle (2004-06-07) | 3 | 5 | 2 | 1 | .688 | 1 | 0 | 0 | 0 |
| Seattle Pacific (1972-73-74-75-76-77-78-79-80-81-83-84-85-86-87-88-90-91-92-93-94-95-96-97-98-99-2000-05-06-11-12-13-14-15) | 34 | 42 | 25 | 6 | .616 | 5 | 5 | 4 | 0 |
| Shippensburg (2010-11) | 2 | 0 | 2 | 0 | .000 | 0 | 0 | 0 | 0 |
| Simon Fraser (2012-13-14-16-17-18) | 6 | 6 | 5 | 2 | .538 | 0 | 0 | 2 | 0 |
| SIUE (1972-97-2001-03-04-05-06-07) | 8 | 12 | 7 | 2 | .619 | 1 | 1 | 2 | 0 |
| Slippery Rock (2005-08-09-13) | 4 | 2 | 4 | 0 | .333 | 0 | 0 | 0 | 0 |
| Sonoma St. (1990-91-93-2002-05-07-08-09-10-16) | 10 | 8 | 7 | 5 | .525 | 1 | 1 | 0 | 0 |
| South Fla. (1972) | 1 | 1 | 1 | 0 | .500 | 0 | 0 | 0 | 0 |
| Southampton (1999) | 1 | 1 | 1 | 0 | .500 | 0 | 0 | 0 | 0 |
| Southern Conn. St. (1976-77-78-79-80-81-82-83-85-86-87-88-89-90-92-93-94-95-96-97-98-99-2001-02-03-04-06-07-09-10-14-17) | 32 | 44 | 24 | 7 | .633 | 6 | 2 | 6 | 3 |
| Southern Ind. (1982-2016-18) | 3 | 0 | 3 | 1 | .125 | 0 | 0 | 0 | 0 |
| Southern N.H. (1986-87-88-89-90-92-95-97-98-99-2000-02-06-08-09-10-11-12-13-14-15-16) | 22 | 21 | 17 | 5 | .547 | 2 | 1 | 0 | 0 |
| Spring Hill (2018) | 1 | 0 | 1 | 0 | .000 | 0 | 0 | 0 | 0 |
| Springfield (1972-73-74) | 3 | 5 | 3 | 0 | .625 | 0 | 0 | 0 | 0 |
| St. Anselm (2000-01) | 2 | 0 | 2 | 0 | .000 | 0 | 0 | 0 | 0 |
| St. Edward's (1999-2014-15-16-17) | 5 | 1 | 3 | 2 | .333 | 0 | 0 | 0 | 0 |
| St. Thomas Aquinas (2011) | 1 | 1 | 1 | 0 | .500 | 0 | 0 | 0 | 0 |
| Stanislaus St. (2012-15) | 2 | 1 | 1 | 1 | .500 | 0 | 0 | 0 | 0 |
| SUNY Oneonta (1972) | 1 | 4 | 1 | 0 | .800 | 0 | 1 | 0 | 0 |
| Tampa (1980-81-82-83-84-86-87-88-89-90-91-92-93-94-95-96-97-2001-07-08-09-10-12-16-17) | 25 | 29 | 21 | 2 | .577 | 3 | 2 | 2 | 0 |
| Tiffin (2013-14-16-18) | 4 | 0 | 2 | 2 | .250 | 0 | 0 | 0 | 0 |
| Truman (1990-93-95-97-98-99-2003-05-10) | 9 | 5 | 8 | 1 | .393 | 0 | 0 | 1 | 0 |
| Tusculum (2004-05-07-08-16-18) | 6 | 5 | 6 | 0 | .455 | 0 | 0 | 0 | 0 |
| UC Davis (1973-75-76-77-99) | 5 | 2 | 5 | 0 | .286 | 0 | 0 | 0 | 0 |
| UC Riverside (1974-75) | 2 | 0 | 2 | 0 | .000 | 0 | 0 | 0 | 0 |
| UC San Diego (2003-13-14-16) | 4 | 3 | 3 | 2 | .500 | 0 | 0 | 1 | 0 |
| UCF (1982-83) | 2 | 0 | 2 | 0 | .000 | 0 | 0 | 0 | 0 |
| UIndy (2013-15-17) | 3 | 0 | 2 | 1 | .167 | 0 | 0 | 0 | 0 |
| UMass Lowell (2003-04-07-08-12) | 5 | 6 | 5 | 1 | .542 | 0 | 0 | 0 | 0 |
| UMBC (1977) | 1 | 0 | 1 | 0 | .000 | 0 | 0 | 0 | 0 |
| UNC Pembroke (2003-04-05-12) | 4 | 3 | 1 | 3 | .643 | 0 | 0 | 1 | 0 |
| UNCG (1989-90) | 2 | 2 | 2 | 0 | .500 | 0 | 1 | 0 | 0 |
| Upper Iowa (2015) | 1 | 0 | 1 | 0 | .000 | 0 | 0 | 0 | 0 |
| Urbana (2015-16) | 2 | 2 | 2 | 0 | .500 | 0 | 0 | 0 | 0 |
| USC Upstate (1991-92-93-94-95-97-98-2002-03-06) | 10 | 9 | 8 | 2 | .526 | 0 | 2 | 0 | 0 |
| Washington-St. Louis (1973) | 1 | 0 | 1 | 0 | .000 | 0 | 0 | 0 | 0 |
| West Ala. (2015-17) | 2 | 1 | 2 | 0 | .333 | 0 | 0 | 0 | 0 |
| West Chester (2002-16-17-18) | 4 | 5 | 4 | 0 | .556 | 0 | 1 | 0 | 0 |
| West Florida (1998-2006-07-08-10-13) | 6 | 2 | 5 | 3 | .350 | 0 | 0 | 1 | 0 |
| West Tex. A&M (1997-2000-01-07-09-18) | 6 | 6 | 7 | 0 | .462 | 0 | 0 | 0 | 0 |
| West Va. Wesleyan (1996-97-99-2010-17) | 5 | 2 | 5 | 0 | .286 | 0 | 0 | 0 | 0 |
| Western Ill. (1973-74-75-76-77-79) | 6 | 2 | 6 | 0 | .250 | 0 | 0 | 0 | 0 |
| Western Wash. (2016) | 1 | 1 | 1 | 0 | .500 | 0 | 0 | 0 | 0 |
| Westfield St. (1973) | 1 | 0 | 1 | 0 | .000 | 0 | 0 | 0 | 0 |
| Westmont (1973) | 1 | 1 | 1 | 0 | .500 | 0 | 0 | 0 | 0 |
| Wheeling Jesuit (2000) | 1 | 1 | 1 | 0 | .500 | 0 | 0 | 0 | 0 |
| Wilmington (DE) (2009-13-15-18) | 4 | 3 | 4 | 0 | .429 | 0 | 0 | 0 | 0 |
| Wingate (1999-2007-09-10-12-14-15-16-17) | 9 | 10 | 7 | 2 | .579 | 1 | 0 | 0 | 0 |
| Wis.-Parkside (1994-2000-06) | 4 | 0 | 4 | 1 | .100 | 0 | 0 | 0 | 0 |
| WPI (1974) | 1 | 0 | 1 | 0 | .000 | 0 | 0 | 0 | 0 |
| Young Harris (2014-15-17-18) | 4 | 7 | 4 | 0 | .636 | 0 | 0 | 0 | 0 |

*Participation in the tournament vacated: Binghamton 1973; Cal Poly 1991.

ALL-TIME RESULTS

*Advanced on penalty kicks

**Declared champion on basis of penalty kicks

1972

First Round

Bridgeport 1, New Haven 0
Springfield 2, Hartford 1 (2 OT)
Hartwick 2, Brockport 1 (2 OT)
SUNY Oneonta 6, Adelphi 0
East Stroudsburg 2, Montclair St. 1 (OT)
Muhlenberg 5, Philadelphia U. 4
South Fla. 1, James Madison 0 (OT)
Baltimore 7, Loyola Maryland 1

Second Round

Springfield 1, Bridgeport 0
SUNY Oneonta 3, Hartwick 0
Cal St. Fullerton 6, San Fran. St. 1
Chico St. 3, Seattle Pacific 2
SIUE 3, Eastern Ill. 0
Akron 4, Mo.-St. Louis 2
East Stroudsburg 4, Muhlenberg 0
Baltimore 1, South Fla. 0

Quarterfinals

SUNY Oneonta 2, Springfield 1
Chico St. 1, Cal St. Fullerton 0
SIUE 3, Akron 2
Baltimore 3, East Stroudsburg 0

Semifinals

SUNY Oneonta 6, Chico St. 0
SIUE 4, Baltimore 1

Championship

SIUE 1, SUNY Oneonta 0

1973

First Round

Springfield 2, Westfield St. 0
Babson 2, Hartford 1 (OT)
Adelphi 4, Merchant Marine 0
#Binghamton 2, Albany (NY) 1 (2 OT)
Baltimore 3, Washington-St. Louis 1
Loyola Maryland 3, Rollins 0
East Stroudsburg 2, Lock Haven 0
Elizabethtown 4, Muhlenberg 1

Second Round

Springfield 4, Babson 0
Adelphi 3, #Binghamton 0
Mo.-St. Louis 3, Western Ill. 1
Eastern Ill. 2, MacMurray 0
Baltimore 6, Loyola Maryland 1
East Stroudsburg 1, Elizabethtown 0 (2 OT)
Cal St. Fullerton 3, UC Davis 1
Westmont 3, Seattle Pacific 1

Quarterfinals

Adelphi 1, Springfield 0
Mo.-St. Louis 2, Eastern Ill. 1
Baltimore 6, East Stroudsburg 3
Cal St. Fullerton 1, Westmont 0

Semifinals

Mo.-St. Louis 1, Adelphi 0
Cal St. Fullerton 1, Baltimore 0

Third Place

Adelphi 1, Baltimore 0

Championship

Mo.-St. Louis 3, Cal St. Fullerton 0

#Binghamton's participation in 1973 tournament vacated

1974

First Round

Adelphi 3, Babson 0

Springfield 5, WPI 0
Loyola Maryland 2, East Stroudsburg 0
Dist. Columbia 5, Baltimore 3
Eastern Ill. 2, Ill.-Chicago 0
Western Ill. 2, Mo.-St. Louis 1
Cal St. Fullerton 3, UC Riverside 1
Seattle Pacific 3, Cal St. East Bay 2

Quarterfinals

Adelphi 1, Springfield 0
Dist. Columbia 3, Loyola Maryland 2
Eastern Ill. 2, Western Ill. 1
Seattle Pacific 2, Cal St. Fullerton 1

Semifinals

Adelphi 3, Dist. Columbia 0
Seattle Pacific 3, Eastern Ill. 2 (4 OT)

Third Place

Dist. Columbia 5, Eastern Ill. 3

Championship

Adelphi 3, Seattle Pacific 2

1975

First Round

Adelphi 2, Bentley 1
Le Moyne 3, New Haven 0
Cal St. East Bay 4, UC Riverside 0
Seattle Pacific 2, UC Davis 1
Green Bay 3, Eastern Ill. 2 (OT)
Mo.-Saint Louis 1, Western Ill. 0
Baltimore 3, Randolph-Macon 0
Old Dominion 1, Loyola Maryland 0

Quarterfinals

Adelphi 6, Le Moyne 0
Seattle Pacific 2, Cal St. East Bay 1
Green Bay 2, Mo.-Saint Louis 1
Baltimore 1, Old Dominion 0

Semifinals

Seattle Pacific 1, Adelphi 0
Baltimore 5, Green Bay 2

Third Place

Adelphi 9, Green Bay 1

Championship

Baltimore 3, Seattle Pacific 1

1976

First Round

Southern Conn. St. 4, Hartford 1
New Haven 4, LIU Post 0
Mo.-St. Louis 5, Oakland 1
Western Ill. 2, Green Bay 0
UC Davis 1, Cal St. East Bay 0
Chico St. 3, Seattle Pacific 2 (4 OT)
Loyola Maryland 5, Randolph-Macon 2
Rollins 2, Baltimore 0

Quarterfinals

New Haven 1, Southern Conn. St. 0 (4 OT)
Mo.-St. Louis 2, Western Ill. 1 (OT)
Chico St. 2, UC Davis 1 (2 OT)
Loyola Maryland 1, Rollins 0

Semifinals

New Haven 2, Mo.-Saint Louis 1 (2 OT)
Loyola Maryland 3, Chico St. 2

Third Place

Chico St. 3, Mo.-St. Louis 2 (2 OT, PK)

Championship

Loyola Maryland 2, New Haven 0

1977

First Round

New Haven 3, Hartford 0
Southern Conn. St. 3, Le Moyne 0

Alabama A&M 2, Loyola Maryland 1 (OT)
FIU 2, UMBC 1
Eastern Ill. 1, Mo.-St. Louis 0
Green Bay 1, Western Ill. 0
San Fran. St. 2, Chico St. 1 (3 OT)
Seattle Pacific 2, UC Davis 1

Quarterfinals

New Haven 1, Southern Conn. St. 0
Alabama A&M 4, FIU 0
Green Bay 1, Eastern Ill. 0 (4 OT, PK)
Seattle Pacific 2, San Fran. St. 1

Semifinals

Alabama A&M 2, New Haven 0
Seattle Pacific 2, Green Bay 1 (3 OT)

Third Place

New Haven 3, Green Bay 2 (2 OT, PK)

Championship

Alabama A&M 2, Seattle Pacific 1

1978

First Round

Southern Conn. St. 2, Marist 0
New Haven 3, Hartford 1
Seattle Pacific 2, Chapman 0
San Fran. St. 2, Chico St. 1 (3 OT)
Eastern Ill. 2, Green Bay 1
Mo.-St. Louis 1, Bloomsburg 0
Alabama A&M 6, FIU 0
Loyola Maryland 2, Rollins 1

Quarterfinals

Southern Conn. St. 3, New Haven 1
Seattle Pacific 2, San Fran. St. 1
Eastern Ill. 1, Mo.-St. Louis 0
Alabama A&M 4, Loyola Maryland 0

Semifinals

Seattle Pacific 1, Southern Conn. St. 0 (3 OT)
Alabama A&M 5, Eastern Ill. 0

Third Place

Eastern Ill. 2, Southern Conn. St. 1

Championship

Seattle Pacific 1, Alabama A&M 0 (3 OT)

1979

First Round

Eastern Ill. 3, Western Ill. 1
FIU 4, Rollins 1

Quarterfinals

Southern Conn. St. 2, Mercy 1
Eastern Ill. 3, Mo.-St. Louis 0
Seattle Pacific 3, Chapman 0
Alabama A&M 3, FIU 0

Semifinals

Eastern Ill. 1, Southern Conn. St. 0
Alabama A&M 1, Seattle Pacific 0 (OT)

Third Place

Seattle Pacific 1, Southern Conn. St. 0 (2 OT)

Championship

Alabama A&M 2, Eastern Ill. 0

1980

First Round

Southern Conn. St. 4, Marist 1
Lock Haven 3, Eastern Ill. 1

Quarterfinals

Southern Conn. St. 2, Hartford 1 (2 OT)
FIU 1, Tampa 0
Chico St. 3, Seattle Pacific 2 (3 OT)
Lock Haven 2, Mo.-St. Louis 1

Semifinals

FIU 3, Southern Conn. St. 1
Lock Haven 1, Chico St. 0

Third Place

Chico St. 2, Southern Conn. St. 1 (OT, PK)

Championship

Lock Haven 1, FIU 0 (OT)

1981

First Round

Chico St. 3, Seattle Pacific 2
New Haven 2, Hartford 1 (OT)

Second Round

Mo.-St. Louis 1, Lock Haven 0
Tampa 1, Rollins 0
Cal St. L.A. 2, Chico St. 1
Southern Conn. St. 1, New Haven 0

Semifinals

Tampa 2, Mo.-St. Louis 0
Cal St. L.A. 3, Southern Conn. St. 0

Third Place

Southern Conn. St. 3, Mo.-St. Louis 1

Championship

Tampa 1, Cal St. L.A. 0 (OT)

1982

First Round

Mo.-St. Louis 2, Cal St. East Bay 0
Oakland 2, Cheyney 0
Tampa 5, UCF 1
FIU 3, Rollins 2 (2 OT, PK)

Second Round

Mo.-St. Louis 2, Cal St. Dom. Hills 0
Southern Conn. St. 4, Bridgeport 1
Oakland 1, Southern Ind. 0
FIU 4, Tampa 1

Semifinals

Southern Conn. St. 2, Mo.-St. Louis 1
FIU 3, Oakland 2 (OT)

Championship

FIU 2, Southern Conn. St. 1

1983

First Round

Mo.-St. Louis 1, Cal St. East Bay 0 (2 OT, PK)
New Haven 2, Keene St. 1
FIU 4, UCF 1
Tampa 2, Davis & Elkins 1 (2 OT, PK)

Second Round

Seattle Pacific 5, Mo.-St. Louis 2
Oakland 4, Lock Haven 1
Southern Conn. St. 1, New Haven 0
Tampa 3, FIU 2 (2 OT, PK)

Semifinals

Seattle Pacific 1, Oakland 0
Tampa 2, Southern Conn. St. 1

Championship

Seattle Pacific 1, Tampa 0

1984

First Round

New Haven 2, Bridgeport 1
Seattle Pacific 1, Oakland 0 (2 OT, PK)
CSUN 4, Cal St. East Bay 3
Lock Haven 2, Gannon 0

Second Round

New Haven 1, Tampa 0
Seattle Pacific 2, Davis & Elkins 1 (2 OT, PK)
Mo.-Saint Louis 2, CSUN 1 (2 OT)
FIU 10, Lock Haven 1

Semifinals

FIU 3, New Haven 2 (2 OT)
Seattle Pacific 2, Mo.-St. Louis 1 (2 OT, PK)

Championship

FIU 1, Seattle Pacific 0 (OT)

1985

First Round

NYIT 3, Keene St. 0
Mo.-St. Louis 2, Barry 0
Davis & Elkins 4, East Stroudsburg 0
CSUN 3, Chapman 0

Second Round

NYIT 3, Southern Conn. St. 1
FIU 1, Mo.-St. Louis 0
Davis & Elkins 2, Gannon 1
Seattle Pacific 3, CSUN 2

Semifinals

FIU 4, NYIT 1
Seattle Pacific 2, Davis & Elkins 1

Championship

Seattle Pacific 3, FIU 2

1986

First Round

Southern Conn. St. 1, Southern N.H. 0
Seattle Pacific 1, Chico St. 0 (2 OT, PK)
Tampa 1, East Stroudsburg 0
Oakland 1, Lock Haven 0 (2 OT)

Second Round

Bridgeport 2, Southern Conn. St. 0
Seattle Pacific 2, CSUN 1
Davis & Elkins 3, Tampa 1
Oakland 2, Gannon 1

Semifinals

Seattle Pacific 2, Bridgeport 1
Oakland 1, Davis & Elkins 0

Championship

Seattle Pacific 4, Oakland 1

1987

First Round

LIU Post 1, Southern N.H. 0
Mo.-Saint Louis 2, Oakland 1
Lock Haven 2, East Stroudsburg 1
Seattle Pacific 2, Cal Poly 1

Second Round

Southern Conn. St. 3, LIU Post 2
Mo.-St. Louis 1, Lock Haven 0
Tampa 2, Florida Tech 1
CSUN 1, Seattle Pacific 0

Semifinals

Southern Conn. St. 1, Mo.-St. Louis 0
CSUN 3, Tampa 0

Championship

Southern Conn. St. 2, CSUN 0

1988

First Round

Southern Conn. St. 2, Bridgeport 0
Gannon 3, Tampa 1
Mo.-St. Louis 1, Lock Haven 0
CSUN 2, Cal St. East Bay 1

Second Round

Southern Conn. St. 1, Southern N.H. 0
Florida Tech 1, Gannon 0
Oakland 3, Mo.-St. Louis 0
CSUN 3, Seattle Pacific 2 (2 OT)

Semifinals

Florida Tech 1, Southern Conn. St. 0
CSUN 3, Oakland 1 (2 OT)

Championship

Florida Tech 3, CSUN 2

1989

First Round

Mercy 3, Southern Conn. St. 2 (2 OT, PK)
Cal St. East Bay 2, Cal Poly 1
Tampa 2, Florida Tech 0 (2 OT)
Gannon 2, Oakland 1 (2 OT)

Second Round

Southern N.H. 3, Mercy 2
Cal St. East Bay 4, CSUN 1
UNCG 2, Tampa 1
Gannon 1, East Stroudsburg 0

Semifinals

Southern N.H. 2, Cal St. East Bay 0
UNCG 4, Gannon 2

Championship

Southern N.H. 3, UNCG 1

1990

First Round

Bridgeport 1, Southern N.H. 0
Oakland 2, Truman 1 (2 OT, PK)
Florida Tech 1, Tampa 0
Sonoma St. 3, CSU Bakersfield 2 (2 OT)

Second Round

Southern Conn. St. 2, Bridgeport 1 (2 OT)
Gannon 2, Oakland 1
Florida Tech 2, UNCG 1
Seattle Pacific 1, Sonoma St. 0

Semifinals

Southern Conn. St. 1, Gannon 0
Seattle Pacific 2, Florida Tech 1

Championship

Southern Conn. St. 1, Seattle Pacific 0 (4 OT, PK)

1991

First Round

Sonoma St.* 2, Oakland 2 (4 OT)
#Cal Poly 1, Cal St. San B'dino 0
Tampa 2, USC Upstate 1
Keene St. 2, Bridgeport 0

Second Round

Sonoma St. 3, Mo.-St. Louis 1
#Cal Poly* 3, Seattle Pacific 3 (4 OT)
Florida Tech 2, Tampa 1
Franklin Pierce 2, Keene St. 1

Semifinals

Sonoma St.* 1, #Cal Poly 1 (2 OT)
Florida Tech 2, Franklin Pierce 1

Championship

Florida Tech 5, Sonoma St. 1

#Cal Poly's participation in 1991 tournament vacated

1992

First Round

Florida Tech 4, USC Upstate 0
Oakland 3, Chico St. 1
Southern N.H. 5, Franklin Pierce 4 (2 OT)
Cal St. L.A. 3, Grand Canyon 2

Second Round

Tampa 2, Florida Tech 1 (2 OT)
Oakland 2, Lock Haven 0
Southern Conn. St. 3, Southern N.H. 1 (2 OT)
Seattle Pacific 1, Cal St. L.A. 0

Semifinals

Tampa 3, Oakland 1
Southern Conn. St.* 1, Seattle Pacific 1 (2 OT)

Championship

Southern Conn. St. 1, Tampa 0

1993

First Round

Sonoma St. 2, Cal Poly 0
USC Upstate 4, Tampa 0
Oakland 2, Truman 0
LIU Post 4, Franklin Pierce 1

Second Round

Seattle Pacific 4, Sonoma St. 0
Florida Tech 3, USC Upstate 2 (2 OT)
Gannon 3, Oakland 2 (2 OT)
Southern Conn. St.* 1, LIU Post 1 (4 OT)

Semifinals

Seattle Pacific* 5, Florida Tech 5 (4 OT)
Southern Conn. St. 2, Gannon 0

Championship

Seattle Pacific 1, Southern Conn. St. 0

1994

First Round

Seattle Pacific 7, Cal St. L.A. 0
Oakland 2, East Stroudsburg 1 (2 OT)
Franklin Pierce 5, LIU Post 4 (3 OT)
Tampa 3, Florida Tech 1 (2 OT)

Second Round

Seattle Pacific* 2, CSU Bakersfield 2 (4 OT)
Oakland 2, Wis.-Parkside 0
Southern Conn. St. 3, Franklin Pierce 1
Tampa 3, USC Upstate 0

Semifinals

Oakland 6, Seattle Pacific 4 (2 OT)
Tampa* 0, Southern Conn. St. 0 (4 OT)

Championship

Tampa 3, Oakland 0

1995

First Round

USC Upstate 2, Presbyterian 0
Mercyhurst 2, East Stroudsburg 0
Southern Conn. St. 1, Southern N.H. 0
Grand Canyon 1, Seattle Pacific 0

Second Round

USC Upstate 1, Tampa 0
Mercyhurst 1, Truman 0
Southern Conn. St. 4, Franklin Pierce 3 (2 OT)
CSU Bakersfield 5, Grand Canyon 1 (2 OT)

Semifinals

USC Upstate 3, Mercyhurst 2 (3 OT)
Southern Conn. St. 2, CSU Bakersfield 1 (3 OT)

Championship

Southern Conn. St. 2, USC Upstate 0

1996

First Round

Tampa 1, Lander 0
Seattle Pacific 2, CSU Bakersfield 0
Dowling 3, Franklin Pierce 2 (2 OT)
Oakland 2, West Va. Wesleyan 0

Second Round

Lynn 5, Tampa 3
Grand Canyon 2, Seattle Pacific 1 (4 OT)
Southern Conn. St. 3, Dowling 0
Oakland 1, Mercyhurst 0

Semifinals

Grand Canyon 1, Lynn 0
Oakland 1, Southern Conn. St. 0

Championship

Grand Canyon 3, Oakland 1

1997

First Round

Truman 2, SIUE 1
East Stroudsburg 6, West Va. Wesleyan 5 (2 OT)

CSU Bakersfield 3, West Tex. A&M 2 (4 OT)
Seattle Pacific 4, Fort Lewis 1
Lynn 1, Tampa 0 (3 OT)
USC Upstate 3, Ala.-Huntsville 2 (2 OT)
Southern Conn. St. 2, Dowling 1
Southern N.H. 2, Franklin Pierce 0

Second Round

Truman 1, East Stroudsburg 0
CSU Bakersfield 4, Seattle Pacific 3 (4 OT)
Lynn 3, USC Upstate 1
Southern Conn. St. 1, Southern N.H. 0

Semifinals

CSU Bakersfield 2, Truman 0
Lynn 1, Southern Conn. St. 0

Championship

CSU Bakersfield 1, Lynn 0

1998

First Round

Lynn 3, Barry 0
USC Upstate 3, West Fla. 1
Truman 3, Quincy 2 (2 OT)
Mercyhurst 1, East Stroudsburg 0
Southern Conn. St. 4, Dowling 0
Southern N.H. 4, Franklin Pierce 1
Seattle Pacific 4, Fort Lewis 3
Grand Canyon 3, Cal Poly Pomona 1

Quarterfinals

USC Upstate 2, Lynn 1 (2 OT)
Mercyhurst 1, Truman 0
Southern Conn. St. 4, Southern N.H. 2
Seattle Pacific 2, Grand Canyon 1 (3 OT)

Semifinals

USC Upstate 2, Mercyhurst 0
Southern Conn. St. 3, Seattle Pacific 0

Championship

Southern Conn. St. 1, USC Upstate 0

1999

First Round

Southern Conn. St. 2, Southern N.H. 0
Southampton 2, East Stroudsburg 1 (3 OT)
IPFW 3, Truman 2 (OT)
Charleston (WV) 3, West Va. Wesleyan 1
Barry 1, Lynn 0 (OT)
Queens (NC) 2, Wingate 0
Fort Lewis* 1, St. Edward's 1 (4 OT)
UC Davis 1, Seattle Pacific 0

Quarterfinals

Southern Conn. St. 3, Southampton 2 (4 OT)
Charleston (WV) 5, IPFW 0
Barry 2, Queens (NC) 1
Fort Lewis 2, UC Davis 1

Semifinals

Southern Conn. St. 1, Charleston (WV) 0
Fort Lewis 2, Barry 0

Championship

Southern Conn. St. 2, Fort Lewis 1 (2 OT)

2000

First Round

Southern N.H. 1, St. Anselm 0
East Stroudsburg* 1, Dowling 1 (4 OT)
Francis Marion* 1, Clayton St. 1 (4 OT)
Barry 4, Christian Bros. 0
Lewis 1, Wis.-Parkside 0
Wheeling Jesuit 3, Mercyhurst 2
West Tex. A&M 1, MSU Denver 0
Cal St. Dom. Hills 4, Seattle Pacific 0

Quarterfinals

East Stroudsburg 4, Southern N.H. 2
Barry 3, Francis Marion 0
Lewis 1, Wheeling Jesuit 0
Cal St. Dom. Hills 2, West Tex. A&M 0

Semifinals

Barry 2, East Stroudsburg 1
Cal St. Dom. Hills 1, Lewis 0

Championship

Cal St. Dom. Hills 2, Barry 1 (4 OT)

2001

First Round

West Tex. A&M 4, Fort Lewis 0
Cal St. Dom. Hills 1, CSU Bakersfield 0
Southern Conn. St. 1, St. Anselm 0
Dowling 2, East Stroudsburg 0
Tampa 2, Lynn 1
Lander 2, Clayton St. 1 (2 OT)
SIUE 2, Lewis 0
Ashland 2, Mercyhurst 1

Quarterfinals

Cal St. Dom. Hills 2, West Tex. A&M 0
Dowling 2, Southern Conn. St. 1 (3 OT)
Tampa 2, Lander 1
SIUE 1, Ashland 0

Semifinals

Cal St. Dom. Hills 1, Dowling 0 (OT)
Tampa 2, SIUE 1 (OT)

Championship

Tampa 2, Cal St. Dom. Hills 1.

2002

First Round

Sonoma St. 3, Cal St. Dom. Hills 2 (2 OT)
Midwestern St. 3, Incarnate Word 2
S.C. Upstate 1, Queens (NC) 0
Central Ark. 2, Barry 1 (2 OT)
East Stroudsburg* 1, West Chester 1 (2 OT, PK)
Southern N.H. 1, Southern Conn. St. 0
Mercyhurst 6, Dist. Columbia 0
Rockhurst 2, Lewis 1

Quarterfinals

Sonoma St. 3, Midwestern St. 0
Central Ark. 3, USC Upstate 0
Southern N.H. 5, East Stroudsburg 3
Mercyhurst 2, Rockhurst 0

Semifinals

Sonoma St. 2, Central Ark. 1 (2 OT)
Southern N.H. 2, Mercyhurst 1

Championship

Sonoma St. 4, Southern N.H. 3

2003

First Round

SIUE* 1, Rockhurst 1 (2 OT, PK)
Findlay* 1, Ashland 1 (2 OT, PK)
Chico St. 2, UC San Diego 0
Midwestern St. 2, Northeastern St. 0
Carson-Newman* 1, UNC Pembroke 1 (2 OT, PK)
Rollins 2, Barry 1
UMass Lowell 3, Franklin Pierce 0
East Stroudsburg 2, NYIT 1

Second Round

Truman 5, SIUE 2
Findlay* 0, Mercyhurst 0 (2 OT, PK)
Chico St. 2, Cal St. Dom. Hills 1
Midwestern St. 1, Incarnate Word 0
Carson-Newman* 1, USC Upstate 1 (2 OT, PK)
Lynn 2, Rollins 1
UMass Lowell 1, Southern Conn. St. 0
Dowling 2, East Stroudsburg 0

Quarterfinals

Findlay 2, Truman 1
Chico St. 3, Midwestern St. 1
Lynn 3, Carson-Newman 0
Dowling 2, UMass Lowell 0

Semifinals

Chico St. 2, Findlay 0
Lynn 3, Dowling 2

Championship

Lynn 2, Chico St. 1

2004

First Round

Wis.-Parkside* 0, Lewis 0 (2 OT, PK)
Tusculum 5, Catawba 4 (OT)
Rollins 1, Montevallo 0 (OT)
Clayton St.* 0, Queens (NC) 0 (2 OT, PK)
CSU Bakersfield* 0, Cal St. Dom. Hills 0 (2 OT, PK)

Fort Lewis 2, Northeastern St. 1
Franklin Pierce 3, UMass Lowell 0
Lock Haven 2, California (PA) 1 (2 OT)

Second Round

SIUE 3, Wis.-Parkside 1
Tusculum 3, Carson-Newman 0
Central Ark. 2, Rollins 1
UNC Pembroke 2, Clayton St. 0
Seattle 3, CSU Bakersfield 0
Incarnate Word 2, Fort Lewis 0
Franklin Pierce* 2, Southern Conn. St. 2 (2 OT, PK)

Dowling 4, Lock Haven 0

Quarterfinals

SIUE 3, Tusculum 2
UNC Pembroke 1, Central Ark. 0
Seattle 1, Incarnate Word 0
Dowling 1, Franklin Pierce 0

Semifinals

SIUE 4, UNC Pembroke 1
Seattle 2, Dowling 1 (OT)

Championship

Seattle 2, SIUE 1

2005

First Round

Lander* 1, UNC Pembroke 1 (2 OT, PK)
Lynn 7, Central Ark. 1
Seattle Pacific 2, Sonoma St. 0
Colo. Sch. of Mines* 1, Incarnate Word 1 (2 OT, PK)
Catawba 2, Tusculum 1
Truman 1, Rockhurst 0
Franklin Pierce 5, Le Moyne 0
NYIT 1, Slippery Rock 0.

Second Round

Lander 1, Clayton St. 0
Lynn 3, Saint Leo 1
Cal St. Dom. Hills 2, Seattle Pacific 1 (OT)
Fort Lewis 1, Colo. Sch. of Mines 0
Carson-Newman* 2, Catawba 2 (2 OT, PK)
SIUE* 0, Truman 0 (2 OT, PK)
Franklin Pierce 1, Dominican (NY) 0 (OT)
NYIT* 2, Dowling 2 (2 OT, PK)

Quarterfinals

Lynn 8, Lander 0
Fort Lewis 3, Cal St. Dom. Hills 2
SIUE 1, Carson-Newman 0
Franklin Pierce* 1, NYIT 1 (2 OT, PK)

Semifinals

Fort Lewis 6, Lynn 4
Franklin Pierce 1, SIUE 0

Championship

Fort Lewis 3, Franklin Pierce 1

2006

First Round

Lenoir-Rhyne 3, Catawba 2
Lincoln Memorial 1, Carson-Newman 0 (OT)
SIUE 6, Mercyhurst 1

Northern Ky. 4, Wis.-Parkside 0
Seattle 2, Cal St. Dom. Hills 1 (OT)
Cal St. L.A. 2, Seattle Pacific 1
Fort Lewis 3, MSU Denver 0
Midwestern St. 2, Incarnate Word 0
Queens (NC)* 0, Lander 0 (2 OT, PK)
Limestone* 0, USC Upstate 0 (2 OT, PK)
West Florida* 2, Montevallo 2 (2 OT, PK)
Lynn 3, Rollins 0
Franklin Pierce 1, Southern N.H. 0
Southern Conn. St. 2, Dominican (NY) 1
Dowling 3, LIU Post 0
Lock Haven 2, East Stroudsburg 1 (OT)

Second Round

Lincoln Memorial* 1, Lenoir-Rhyne 1 (2 OT, PK)
Northern Ky. 3, SIUE 2 (OT)
Seattle* 3, Cal St. L.A. 3 (2 OT, PK)
Fort Lewis* 1, Midwestern St. 1 (2 OT, PK)
Queens (NC) 2, Limestone 1
West Florida 2, Lynn 1
Southern Conn. St. 2, Franklin Pierce 1
Dowling 4, Lock Haven 0

Quarterfinals

Lincoln Memorial 2, Northern Ky. 1
Fort Lewis 5, Seattle 2
West Florida 2, Queens (NC) 0
Dowling 2, Southern Conn. St. 1 (OT)

Semifinals

Fort Lewis 4, Lincoln Memorial 2
Dowling* 3, West Florida 3 (2 OT, PK)

Championship

Dowling 1, Fort Lewis 0

2007

First Round

Lincoln Memorial 2, Wingate 1
Carson-Newman 3, Tusculum 1
Northern Ky. 5, Gannon 2
SIUE 2, Lewis 1
Lees-McRae 3, Queens (NC) 0
Lander 1, Clayton St. 0
Montevallo 2, West Florida 1
Tampa 2, Lynn 1
Cal St. Dom. Hills 1, Grand Canyon 0
Sonoma St. 2, Seattle 0
West Tex. A&M 2, Fort Lewis 1
Midwestern St. 8, MSU Denver 1
NYIT 2, East Stroudsburg 0
Dowling 2, Bridgeport 0
Franklin Pierce 5, Le Moyne 0
UMass Lowell* 1, Southern Conn. St. 1 (2 OT, PK)

Second Round

Lincoln Memorial 2, Carson-Newman 1
Northern Ky. 1, SIUE 0
Lees-McRae 1, Lander 0
Montevallo* 1, Tampa 1 (2 OT, PK)
Sonoma St.* 1, Cal St. Dom. Hills 1 (2 OT, PK)
Midwestern St. 1, West Tex. A&M 0
Dowling 4, NYIT 0
Franklin Pierce 3, UMass Lowell 1

Quarterfinals

Lincoln Memorial 2, Northern Ky. 1
Montevallo 2, Lees-McRae 0
Midwestern St.* 2, Sonoma St. 2 (2 OT, PK)
Franklin Pierce 2, Dowling 1

Semifinals

Lincoln Memorial 1, Montevallo 0 (2 OT)
Franklin Pierce* 0, Midwestern St. 0 (2 OT, PK)

Championship

Franklin Pierce 1, Lincoln Memorial 0

2008

Opening Round

Francis Marion 4, Carson Newman 3 (OT)

Limestone 2, Lander 1

First Round

Cal St. Dom. Hills 3, Notre Dame de Namur 0
Cal St. L.A.* 1, Sonoma St. 1 (2 OT, PK)
Fort Lewis 1, MSU Denver 0
Midwestern St. 2, Incarnate Word 1 (2 OT)
Lynn 5, West Florida 2
Tampa 1, Montevallo 0
Tusculum 3, Francis Marion 1
Lees-McRae 2, Limestone 1
Lewis* 0, Rockhurst 0 (2 OT, PK)
Northern Ky. 3, Ashland 2
Millersville 3, California (PA) 0
Slippery Rock 1, East Stroudsburg 0 (OT)
UMass Lowell 3, Molloy 2
Franklin Pierce 1, Le Moyne 0 (2 OT)

Second Round

Cal St. Dom. Hills 4, Cal St. L.A. 0
Midwestern St. 5, Fort Lewis 0
Tampa 3, Lynn 2
Tusculum 2, Lees-McRae 0
Northern Ky.* 0, Lewis 0 (2 OT, PK)
Millersville 3, Slippery Rock 0
UMass Lowell 2, Southern N.H. 1
Dowling 3, Franklin Pierce 1

Quarterfinals

Cal St. Dom. Hills 2, Midwestern 1
Tampa 3, Tusculum 2 (2 OT)
Northern Ky.* 0, Millersville 0 (2 OT, PK)
Dowling 1, UMass Lowell 0 (2 OT)

Semifinals

Cal St. Dom. Hills 3, Tampa 2 (OT)
Dowling 2, Northern Ky. 1 (OT)

Championship

Cal St. Dom. Hills 3, Dowling 0

2009

Opening Round

Wingate 4, Flagler 0
Carson-Newman 2, Lander, 0

First Round

Franklin Pierce 2, Dominican (NY) 1
Southern N.H.* 0, Southern Conn. St. 0 (2 OT, PK)
Cal St. L.A. 5, Cal St. San B'dino 3
Cal St. Dom. Hills 3, Sonoma St. 0
Fort Lewis 3, Colo. Sch. of Mines 0
West Tex. A&M 3, Midwestern St. 0
Rollins 1, Barry 0 (OT)
Tampa 3, Lynn 1
Lees-McRae 6, Wingate 3
Anderson (SC) 2, Carson-Newman 1
Drury 1, Northern Ky. 0
Lewis 2, Ashland 1 (OT)
Slippery Rock 3, Mercyhurst 2 (2 OT)
Charleston (WV) 2, Millersville 0

Second Round

Le Moyne 1, Franklin Pierce 0
Southern N.H. 1, Wilmington (DE) 0
Cal St. Dom. Hills 1, Cal St. L.A. 0
Fort Lewis 3, West Tex. A&M 1
Tampa 2, Rollins 1
Lees-McRae 3, Anderson (SC) 2 (OT)
Lewis 1, Drury 0
Charleston (WV) 3, Slippery Rock 2

Quarterfinals

Le Moyne* 1, Southern N.H. 1 (2 OT, PK)
Fort Lewis 1, Cal St. Dom. Hills 0
Lees-McRae 1, Tampa 0
Lewis 4, Charleston (WV) 1

Semifinals

Fort Lewis 8, Le Moyne 2
Lees-McRae* 2, Lewis 2 (2 OT, PK)

Championship

Fort Lewis 1, Lees-McRae 0

2010

Opening Round

Anderson (SC) 2, Wingate 0
Clayton St. 2, Lees-McRae 1

First Round

Southern N.H. 3, Bloomfield 0
Southern Conn. St. 1, Dominican (NY) 0
Northern Ky. 2, Quincy 1 (OT)
Missouri S&T 3, Ashland 1
Charleston (WV) 1, Shippensburg 0 (OT)
West Va. Wesleyan 1, Mercyhurst 0
Rollins 1, West Florida 0
Barry 1, Tampa 0
Anderson (SC)* 1, Montevallo 1 (2 OT, PK)
Clayton St. 1, Flagler 0
Chico St. 2, Sonoma St. 0
Grand Canyon 4, Cal St. San B'dino 1
Colo. Sch. of Mines 5, Regis (CO) 1
Midwestern St. 3, Truman 2

Second Round

Franklin Pierce* 1, Southern N.H. 1 (2 OT, PK)
Dowling* 1, Southern Conn. St. 1 (2 OT, PK)
Northern Ky. 3, Missouri S&T 2
West Va. Wesleyan 2, Charleston (WV) 1 (2 OT)
Rollins 3, Barry 1
Clayton St. 1, Anderson (SC) 0
Chico St. 2, Grand Canyon 1
Midwestern St. 3, Colo. Sch. of Mines 1

Quarterfinals

Dowling 1, Franklin Pierce 0
Northern Ky. 3, West Va. Wesleyan 0
Rollins 3, Clayton St. 2 (2 OT)
Midwestern St. 5, Chico St. 0

Semifinals

Northern Ky. 4, Dowling 1
Rollins 2, Midwestern St. 1

Championship

Northern Ky. 3, Rollins 2

2011

Opening Round

Mars Hill 3, Montevallo 0
Lees-McRae 3, Anderson (SC) 2 (OT)

First Round

St. Thomas Aquinas 4, NYIT 1
LIU Post 3, Nyack 1
Barry 3, Rollins 1
Lynn 1, Christian Bros. 0
Mars Hill 2, Coker 1
Flagler 2, Lees-McRae 1 (2OT)
Rockhurst 1, Saginaw Valley 0
Northern Ky. 2, Northwood 0
Millersville 1, Mercyhurst 0
California (PA) 4, Shippensburg 2
Seattle Pacific 2, Cal St. Dom. Hills 1 (OT)
Cal St. L.A.* 2, Chico St. 2 (4-1 PK)
Fort Lewis 3, MSU Denver 0
Incarnate Word 1, Midwestern St. 0

Second Round

Franklin Pierce 5, St. Thomas Aquinas 0
Southern N.H. 2, LIU Post 0
Lynn* 1, Barry 1 (3-1 PK)
Flagler 3, Mars Hill 0
Rockhurst 2, Northern Ky. 0
Millersville 1, California (PA) 0
Cal St. L.A. 3, Seattle Pacific 2
Fort Lewis 1, Incarnate Word 0

Quarterfinals

Franklin Pierce 1, Southern N.H. 0
Lynn* 1, Flagler 1 (4-2 PK)
Millersville* 0, Rockhurst 0 (7-6 PK)
Fort Lewis 2, Cal St. L.A. 0

Semifinals

Lynn 1, Franklin Pierce 0
Fort Lewis 3, Millersville 0

Championship

Fort Lewis 3, Lynn 2 (OT)

2012

First Round

Merrimack 1, Franklin Pierce 0
Wingate 3, Montevallo 1
UNC Pembroke 3, Mars Hill 2 (OT)
Notre Dame (OH) 3, Drury 0
Stanislaus St. 3, Notre Dame de Namur 2
Cal St. L.A.* 1, Seattle Pacific 1 (5-4 PK)

Second Round

UMass Lowell 1, Post 0
Southern N.H. 1, Merrimack 0
Gannon 2, Davis & Elkins 1
Mercyhurst 1, Charleston (WV) 0
Lynn 1, Tampa 0
Wingate 2, Lander 1
Flagler* 0, UNC Pembroke 0 (4-2 PK)
Rockhurst 3, Notre Dame (OH) 2 (OT)
Saginaw Valley* 1, Quincy 1 (6-5 PK)
Simon Fraser 2, Stanislaus St. 1
Grand Canyon* 1, Cal St. L.A. 1 (5-4 PK)
Incarnate Word 4, Colo. Sch. of Mines 2

Third Round

Southern N.H. 2, UMass Lowell 0
Mercyhurst 2, Gannon 1
Lynn 2, Rollins 1
Wingate 2, Flagler 1
Saginaw Valley 2, Rockhurst 1 (OT)
Northeastern St. 6, Fort Hays St. 3
Simon Fraser 2, Grand Canyon 1
Incarnate Word 1, Regis (CO) 0

Quarterfinals

Mercyhurst 2, Southern N.H. 1
Lynn 2, Wingate 0
Saginaw Valley 1, Northeastern St. 0 (2 OT)
Simon Fraser 1, Incarnate Word 0

Semifinals

Lynn 4, Mercyhurst 1
Saginaw Valley 3, Simon Fraser 1

Championship

Lynn 3, Saginaw Valley 2

2013

First Round

Dowling 2, NYIT 1
Wilmington (DE) 2, Post 1 (2 OT)
Lewis* 0, UlIndy 0 (4-3 PK)
Carson-Newman 3, Anderson (SC) 2
Lander 1, Flagler 0 (OT)
Simon Fraser 5, California Baptist 0
Chico St. 1, Seattle Pacific 0

Second Round

LIU Post 6, Dowling 1
Southern N.H. 3, Wilmington (DE) 0
Millersville 2, Slippery Rock 1
Mercyhurst 1, Notre Dame (OH) 0 (2 OT)
Lewis 1, Ohio Dominican 0 (OT)
Rockhurst 1, Tiffin 1 (8-7 PK)
West Florida* 1, Saint Leo 1 (4-2 PK)
Carson-Newman 3, Limestone 1
Lander 2, Queens (NC) 1
Simon Fraser 2, Cal. St. L.A. 1 (2 OT)
UC San Diego* 1, Chico St. 1 (5-4 PK)
Midwestern St. 1, Colo. Sch. of Mines 0

Third Round

Southern N.H. 3, LIU Post 1
Mercyhurst 3, Millersville 1
Rockhurst 2, Lewis 0
Lindenwood (MO) 1, Fort Hays St. 0
Rollins 4, West Florida 1
Carson-Newman* 0, Lander 0 (4-3 PK)
Simon Fraser* 1, UC San Diego 1 (4-3 PK)
Regis (CO) 2, Midwestern St. 1 (OT)

Quarterfinals

Southern N.H.* 0, Mercyhurst 0 (5-4 PK)
Rockhurst 1, Lindenwood (MO) 0
Carson-Newman 2, Rollins 1
Simon Fraser 5, Regis (CO) 0

Semifinals

Southern N.H. 2, Rockhurst 1
Carson-Newman 3, Simon Fraser 2

Championship

Southern N.H. 2, Carson-Newman 1

2014

First Round

LIU Post 2, NYIT 0
Merrimack 2, Philadelphia U. 0
Northwest Nazarene 1, Simon Fraser 0
Cal St. L.A.* 1, UC San Diego 1 (5-4 PK)
Pfeiffer 3, S.C. Aiken 1
Wingate 4, Barton 1
Drury 1, Tiffin 0

Second Round

LIU Post* 2, Southern N.H. 2 (6-5 PK)
Merrimack 1, Southern Conn. St. 0
Charleston (WV) 5, Bloomsburg 0
Mercyhurst 1, Notre Dame (OH) 0
Seattle Pacific 2, Northwest Nazarene 1
Cal St. L.A. 1, Azusa Pacific 0
Colorado Mesa 1, Midwestern St. 0
Saint Leo* 2, Christian Bros. 2 (5-4 PK)
Young Harris 6, Pfeiffer 0
Limestone 1, Wingate 0
Quincy 2, Drury 1
Saginaw Valley 5, Northwood 2

Third Round

LIU Post 2, Merrimack 0
Charleston (WV) 1, Mercyhurst 0
Cal St. L.A. 1, Seattle Pacific 0
Colorado Mesa 2, St. Edward's 1
Lynn 3, Saint Leo 0
Young Harris 3, Limestone 1
Quincy 3, Saginaw Valley 0
Fort Hays St.* 1, Northeastern St. 1 (3-2 PK)

Quarterfinals

Charleston (WV) 1, LIU Post 0
Colorado Mesa 1, Cal St. L.A. 0
Lynn 4, Young Harris 1
Quincy 3, Fort Hays St. 2

Semifinals

Charleston (WV) 2, Colorado Mesa 0
Lynn 4, Quincy 1

Championship

Lynn 3, Charleston (WV) 2

2015

First Round

Merrimack 2, Le Moyne 1
Wilmington (DE) 4, Adelphi 3 (OT)
Wingate* 1, Lander 1 (5-3 PK)
Limestone 3, Carson-Newman 1
Cal St. L.A.* 1, Stanislaus St. 1 (3-0 PK)
Cedarville 3, Quincy 0
Saginaw Valley 2, UlIndy 0

Second Round

Southern N.H. 3, Merrimack 0
LIU Post 6, Wilmington (DE) 0
Charleston (WV) 4, Notre Dame (OH) 2
Urbana 1, Millersville 0
Palm Beach Atl. 2, West Ala. 0
Rollins 3, Saint Leo 2
Pfeiffer 2, Wingate 1
Young Harris 2, Limestone 1
Cal Poly Pomona 1, Cal St. L.A. 0
Cal St. Dom. Hills* 1, Seattle Pacific 1 (3-2 PK)
Midwestern St. 4, Colorado Mesa 2

[Colo. Sch. of Mines 2](#), [St. Edward's 1](#)
[Rockhurst 3](#), [Cedarville 0](#)
[Northwood 3](#), [Saginaw Valley 1](#)

Third Round

[LIU Post* 0](#), [Southern N.H. 0 \(5-4 PK\)](#)
[Charleston \(WV\) 1](#), [Urbana 0](#)
[Palm Beach Atl. 6](#), [Rollins 1](#)
[Pfeiffer 3](#), [Young Harris 0](#)
[Cal Poly Pomona 2](#), [Cal St. Dom. Hills 1](#)
[Colo. Sch. of Mines 4](#), [Midwestern St. 3 \(OT\)](#)
[Rockhurst 2](#), [Northwood 1](#)
[Fort Hays St. 4](#), [Upper Iowa 2](#)

Quarterfinals

[Charleston \(WV\) 2](#), [LIU Post 1](#)
[Pfeiffer 5](#), [Palm Beach Atl. 4](#)
[Cal Poly Pomona 3](#), [Colo. Sch. of Mines 2 \(OT\)](#)
[Rockhurst* 1](#), [Fort Hays St. 1 \(4-1 PK\)](#)

Semifinals

[Pfeiffer 2](#), [Charleston \(WV\) 1 \(2OT\)](#)
[Cal Poly Pomona 1](#), [Rockhurst 0](#)

Championship

[Pfeiffer 4](#), [Cal Poly Pomona 0](#)

2016

First Round

[Merrimack 3](#), [Franklin Pierce 2 \(OT\)](#)
[Southern N.H. 3](#), [Le Moyne 1](#)
[Southern Ind.* 2](#), [Quincy 2 \(3-1 PK\)](#)
[Drury 2](#), [Saginaw Valley 1](#)
[Cal Poly Pomona 2](#), [Sonoma St. 0](#)
[Western Wash. 3](#), [Dixie St. 2 \(OT\)](#)
[Limestone 2](#), [Lander 1 \(OT\)](#)
[Lenoir-Rhyne 3](#), [Tusculum 1](#)

Second Round

[LIU Post 1](#), [Merrimack 0](#)
[Adelphi 1](#), [Southern N.H. 0](#)
[Charleston \(WV\) 2](#), [West Chester 0](#)
[Urbana 2](#), [Mercyhurst 0](#)
[Rockhurst 3](#), [Southern Ind. 1](#)
[Drury 2](#), [Tiffin 1](#)
[Cal Poly Pomona* 0](#), [Simon Fraser 0 \(4-3 PK\)](#)
[UC San Diego 2](#), [Western Wash. 0](#)
[St. Edward's 1](#), [Regis \(CO\) 0](#)
[Midwestern St. 1](#), [Colorado Mesa 0](#)
[Tampa 1](#), [Lynn 0](#)
[Palm Beach Atl. 2](#), [Florida Tech 1](#)
[Wingate 3](#), [Limestone 0](#)
[Pfeiffer 6](#), [Lenoir-Rhyne 1](#)

Third Round

[Adelphi 4](#), [LIU Post 0](#)
[Charleston \(WV\) 2](#), [Urbana 1](#)
[Rockhurst* 1](#), [Drury 1 \(5-4 PK\)](#)
[Fort Hays St. 1](#), [Lindenwood \(MO\) 0 \(OT\)](#)

[UC San Diego 1](#), [Cal Poly Pomona 0 \(OT\)](#)
[Midwestern St. 3](#), [St. Edward's 2](#)
[Tampa 3](#), [Palm Beach Atl. 2](#)
[Wingate 1](#), [Pfeiffer 0](#)

Quarterfinals

[Charleston \(WV\)* 2](#), [Adelphi 2 \(4-3 PK\)](#)
[Rockhurst 1](#), [Fort Hays St. 0](#)
[UC San Diego 2](#), [Midwestern St. 1](#)
[Wingate 1](#), [Tampa 0](#)

Semifinals

[Charleston \(WV\) 2](#), [Rockhurst 1](#)
[Wingate 2](#), [UC San Diego 0](#)

Championship

[Wingate 2](#), [Charleston \(WV\) 0](#)

2017

First Round

[Dist. Columbia 3](#), [Southern Conn. St. 0](#)
[Goldey-Beacom 1](#), [Merrimack 0](#)
[Cal St. Dom. Hills 1](#), [Cal St. L.A. 0](#)
[Cal Poly Pomona 2](#), [Simon Fraser 1](#)
[Davis & Elkins* 1](#), [Saginaw Valley 1 \(2-0 PK\)](#)
[Maryville \(MO\) 1](#), [UIndy 0](#)
[Young Harris 2](#), [Lenoir-Rhyne 0](#)
[Lander 1](#), [Lincoln Memorial 0](#)

Second Round

[LIU Post 2](#), [Dist. Columbia 1](#)
[Adelphi 2](#), [Goldey-Beacom 1](#)
[Charleston \(WV\) 1](#), [West Va. Wesleyan 0](#)
[West Chester 2](#), [East Stroudsburg 1](#)
[California Baptist 5](#), [Cal St. Dom. Hills 0](#)
[Cal Poly Pomona 1](#), [Point Loma 0](#)
[Midwestern St. 3](#), [Colorado Mesa 0](#)
[Colo. Sch. of Mines* 0](#), [St. Edwards 0 \(6-5 PK\)](#)
[Ohio Valley* 1](#), [Davis & Elkins 1 \(3-0 PK\)](#)
[Rockhurst 1](#), [Maryville \(MO\) 0](#)
[Lynn 2](#), [Palm Beach Atl. 1](#)
[West Ala. 5](#), [Tampa 1](#)
[Young Harris 2](#), [Limestone 0](#)
[Lander* 1](#), [Wingate 1 \(5-4 PK\)](#)

Third Round

[LIU Post 3](#), [Adelphi 0](#)
[Charleston \(WV\) 3](#), [West Chester 0](#)
[Cal Poly Pomona 1](#), [California Baptist 0](#)
[Midwestern St. 3](#), [Colo. Sch. of Mines 0](#)
[Rockhurst 1](#), [Ohio Valley 0](#)
[Northeastern St. 2](#), [Fort Hays St. 1](#)
[Lynn 1](#), [West Ala. 0](#)
[Young Harris 3](#), [Lander 2](#)

Quarterfinals

[Charleston \(WV\) 2](#), [LIU Post 0](#)
[Cal Poly Pomona* 2](#), [Midwestern St. 2. \(6-5 PK\)](#)
[Rockhurst 1](#), [Northeastern St. 0](#)

[Lynn 2](#), [Young Harris 1](#)

Semifinals

[Charleston \(WV\) 1](#), [Cal Poly Pomona 0](#)
[Lynn* 0](#), [Rockhurst 0 \(3-0 PK\)](#)

Championship

[**Charleston \(WV\) 0](#), [Lynn 0 \(3-1 PK\)](#)

2018

First Round

[Wilmington \(DE\) 4](#), [Le Moyne 1](#)
[Mercy 1](#), [Post 0](#)
[Cal Poly Pomona 3](#), [Fresno Pacific 0](#)
[Cal St. L.A. 2](#), [Chico St. 1](#)
[Ohio Valley 2](#), [Maryville \(MO\) 1](#)
[Saginaw Valley 4](#), [Ashland 3 \(OT\)](#)
[Tusculum 3](#), [Queens \(NC\) 2](#)
[Anderson \(SC\) 3](#), [Limestone 2 \(OT\)](#)

Second Round

[Adelphi 2](#), [Wilmington \(DE\) 1](#)
[LIU Post 1](#), [Mercy 0](#)
[Charleston \(WV\) 1](#), [Millersville 0](#)
[West Chester 2](#), [Notre Dame \(OH\) 1](#)
[Cal Poly Pomona 1](#), [Simon Fraser 0 \(OT\)](#)
[Azusa Pacific 2](#), [Cal St. L.A. 1 \(OT\)](#)
[Colorado Mesa* 0](#), [MSU Texas 0 \(5-4 PK\)](#)
[West Tex. A&M 2](#), [Colo. Sch. of Mines 0](#)
[Ohio Valley* 1](#), [Tiffin 1 \(4-1 PK\)](#)
[Saginaw Valley 4](#), [Southern Ind. 1](#)
[Lynn* 1](#), [Palm Beach Atl. 1 \(5-4 PK\)](#)
[Barry 4](#), [Spring Hill 1](#)
[Young Harris 2](#), [Tusculum 1](#)
[Lander 1](#), [Anderson \(SC\) 0 \(2 OT\)](#)

Third Round

[Adelphi 2](#), [LIU Post 0](#)
[West Chester 1](#), [Charleston \(WV\) 0](#)
[Cal Poly Pomona 1](#), [Azusa Pacific 0](#)
[West Tex. A&M 1](#), [Colorado Mesa 0 \(OT\)](#)
[Ohio Valley 1](#), [Saginaw Valley 0](#)
[Fort Hays St. 3](#), [Northeastern St. 1](#)
[*Barry 0](#), [Lynn 0 \(4-2 PK\)](#)
[Lander 1](#), [Young Harris 0](#)

Quarterfinals

[West Chester 2](#), [Adelphi 0](#)
[Cal Poly Pomona 2](#), [West Tex. A&M 0](#)
[Fort Hays St. 2](#), [Ohio Valley 0](#)
[Barry 2](#), [Lander 1](#)

Semifinals


[Barry* 0](#), [Fort Hays St. 0 \(5-4 PK\)](#)
[West Chester 2](#), [Cal Poly Pomona 1 \(OT\)](#)

Championship


[Barry 2](#), [West Chester 1](#)

BRACKETS

1972 Division II Men's Championship Bracket



1973 Division II Men's Championship Bracket




#Binghamton's participation in the 1973 tournament was vacated.

1974 Division II Men's Championship Bracket



1975 Division II Men's Championship Bracket



*Host institution.

1976 Division II Men's Championship Bracket



1977 Division II Men's Championship Bracket

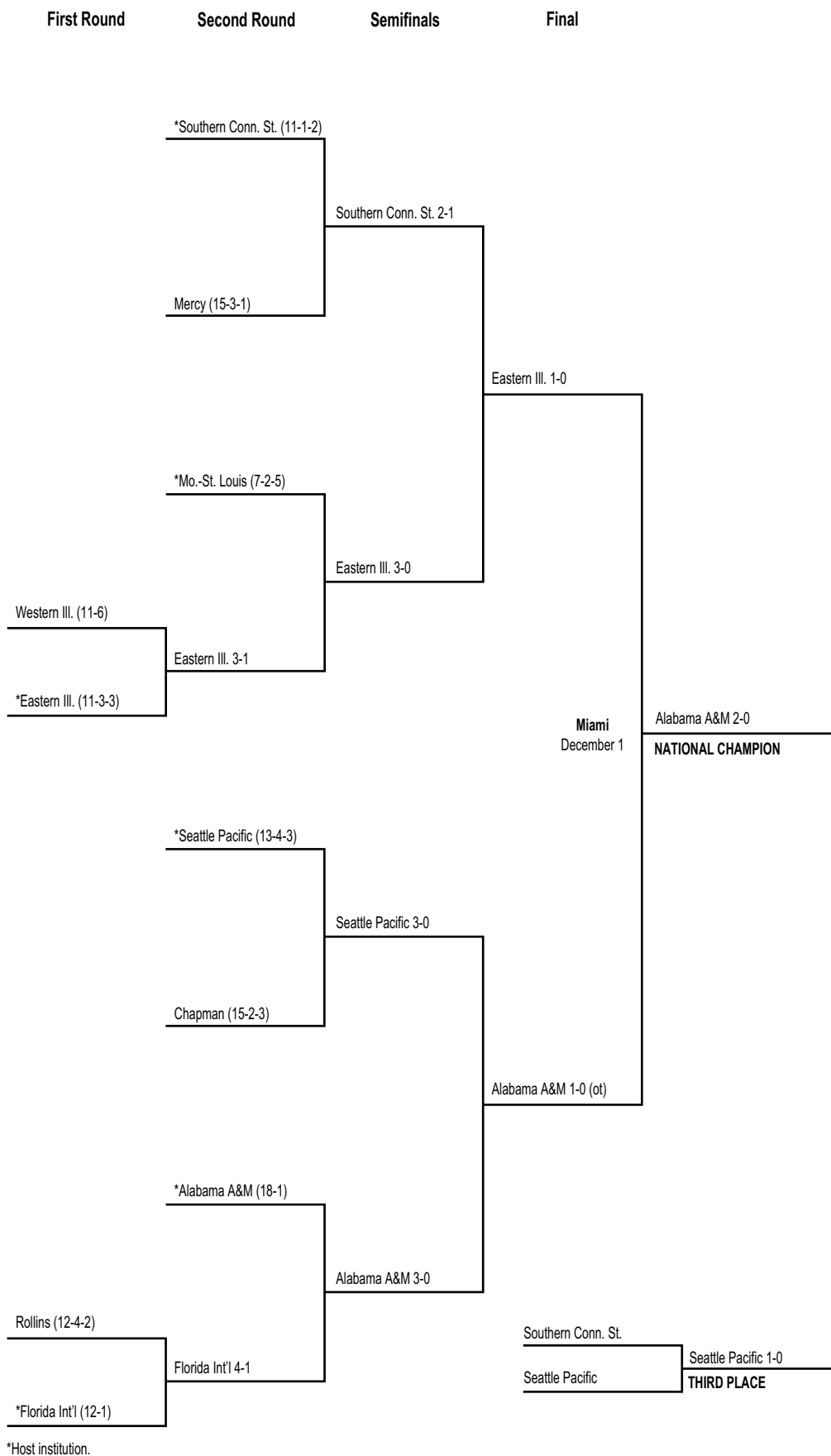


1978 Division II Men's Championship Bracket



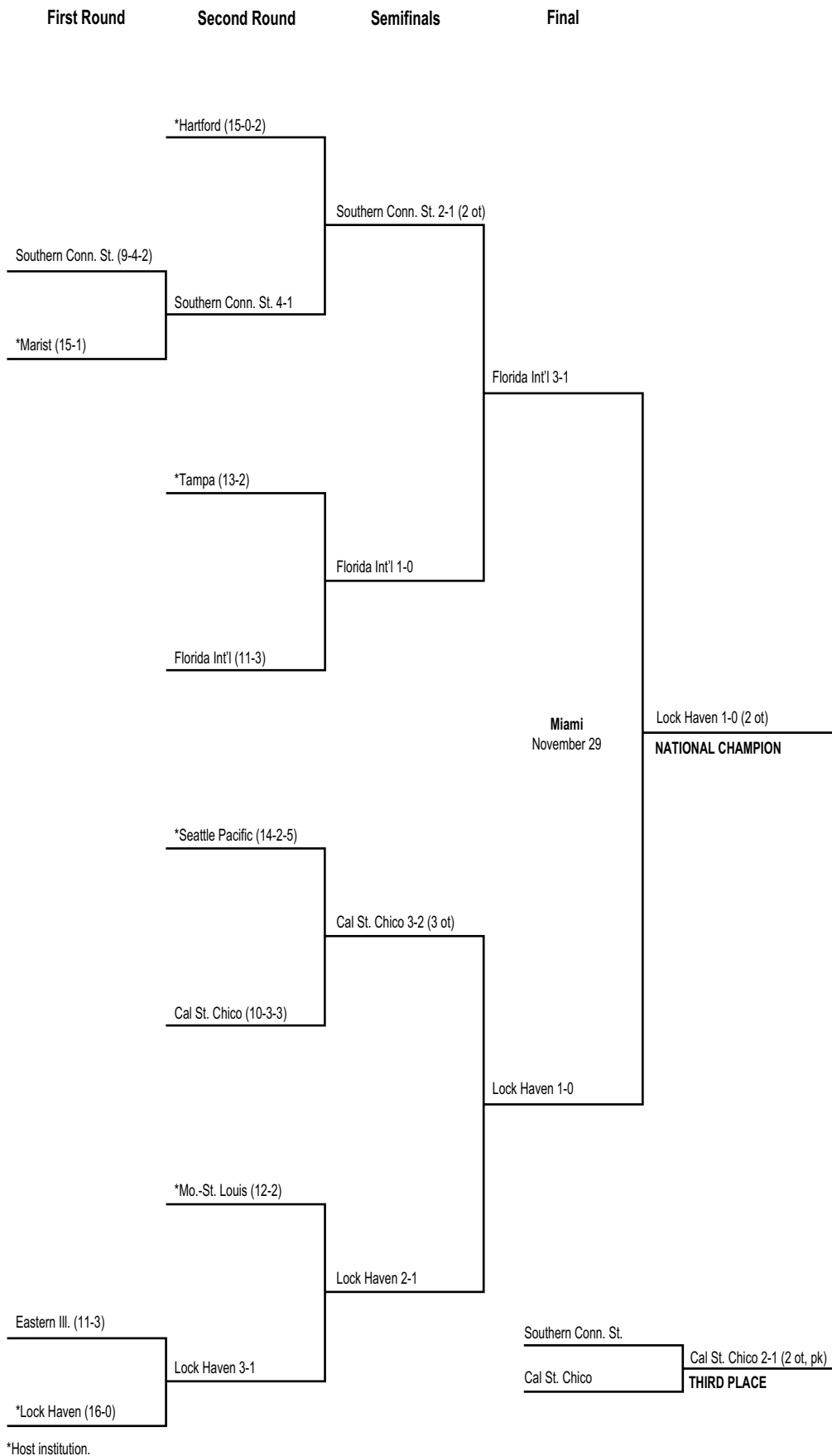
*Host institution.

1979 Division II Men's Championship Bracket



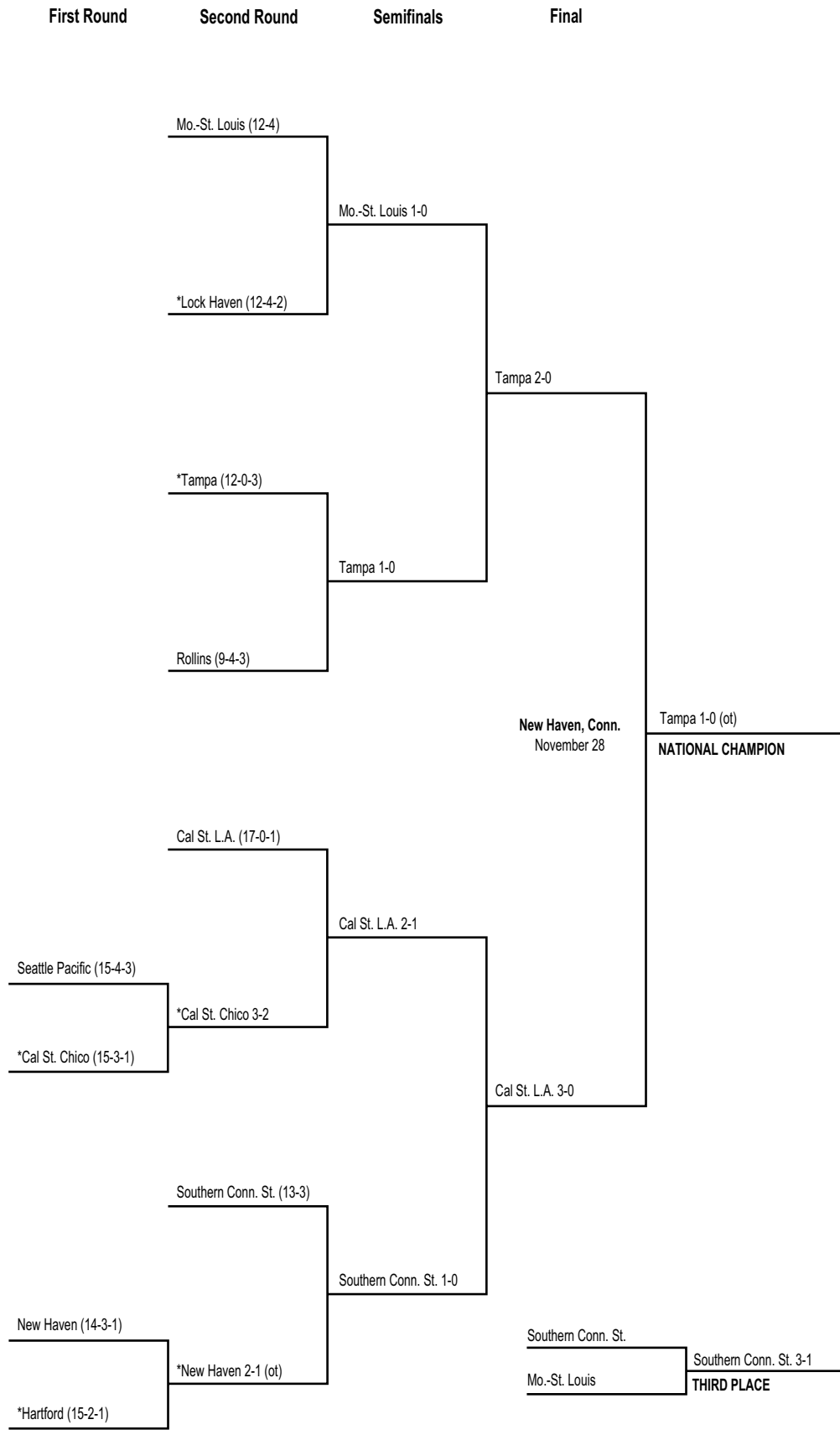
*Host institution.

1980 Division II Men's Championship Bracket



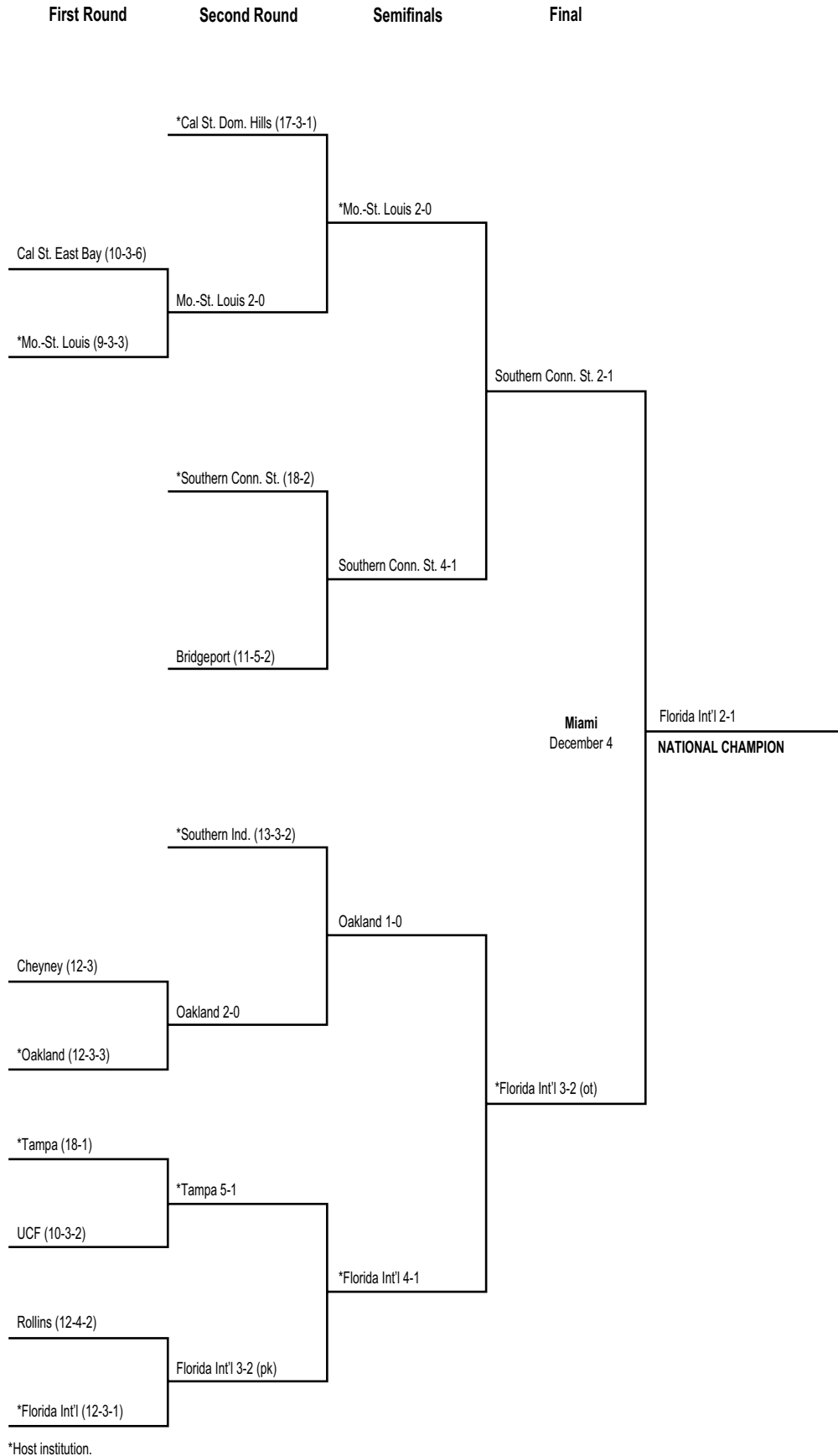
*Host institution.

1981 Division II Men's Championship Bracket



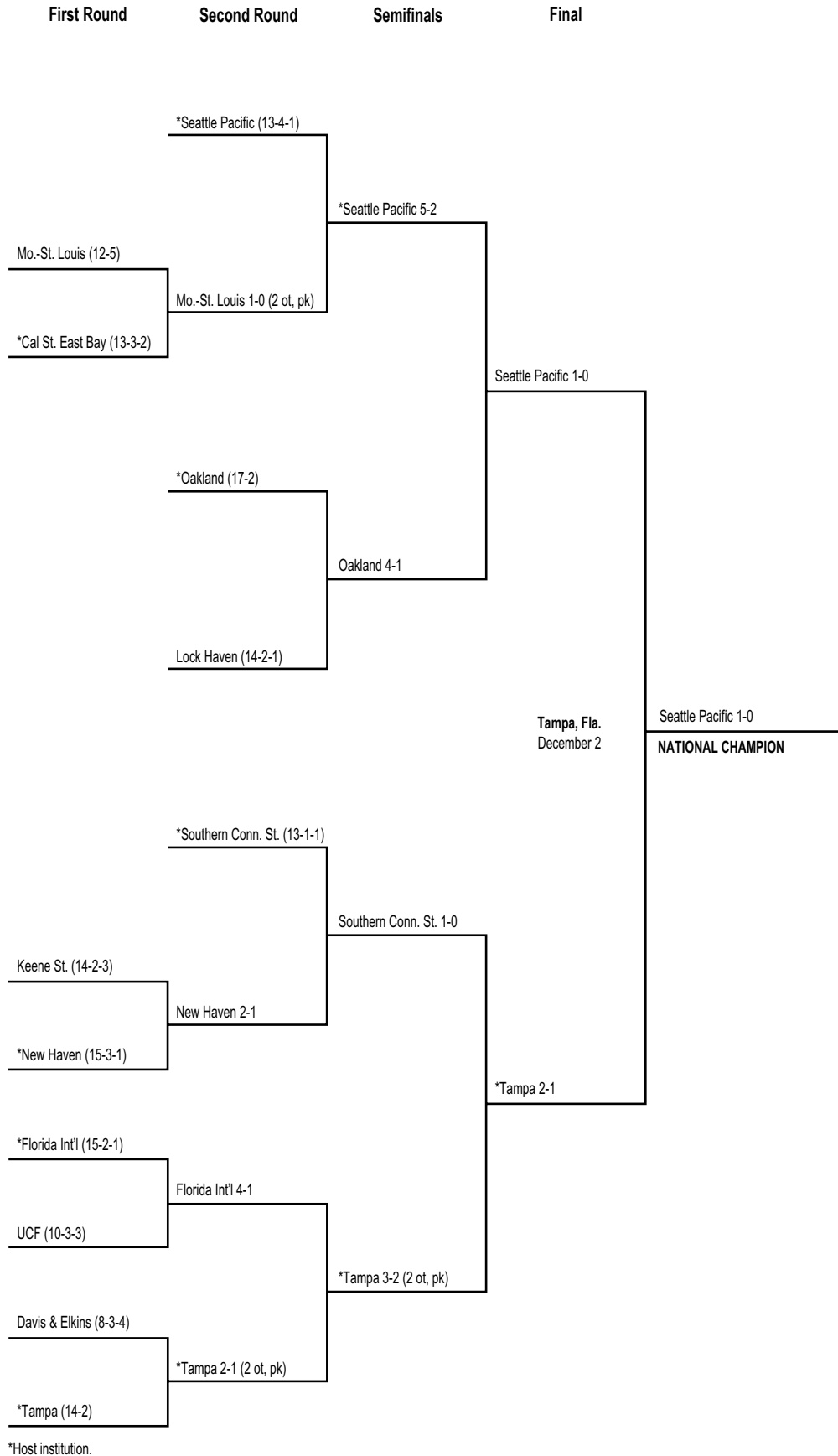
*Host institution.

1982 Division II Men's Championship Bracket

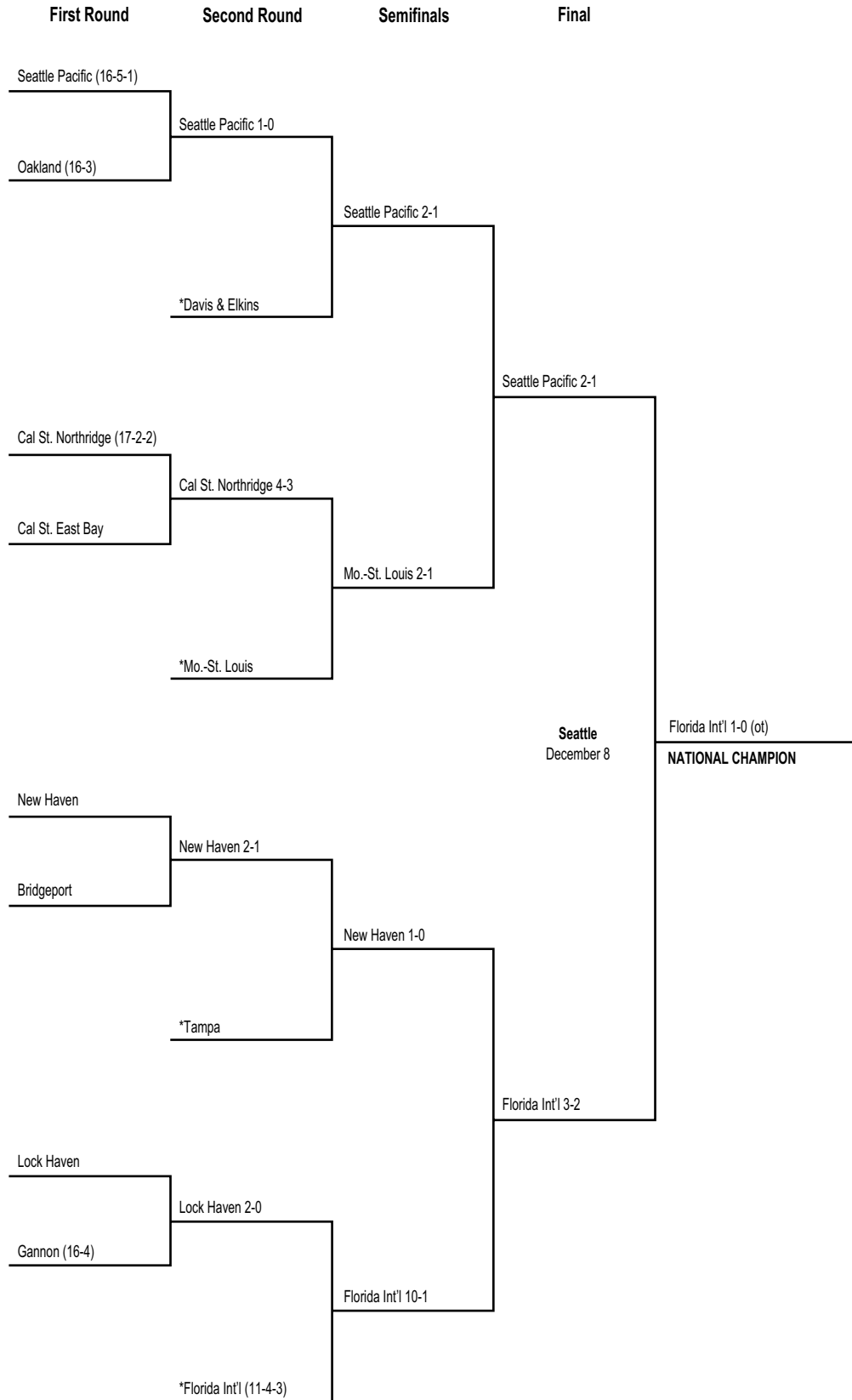


*Host institution.

1983 Division II Men's Championship Bracket

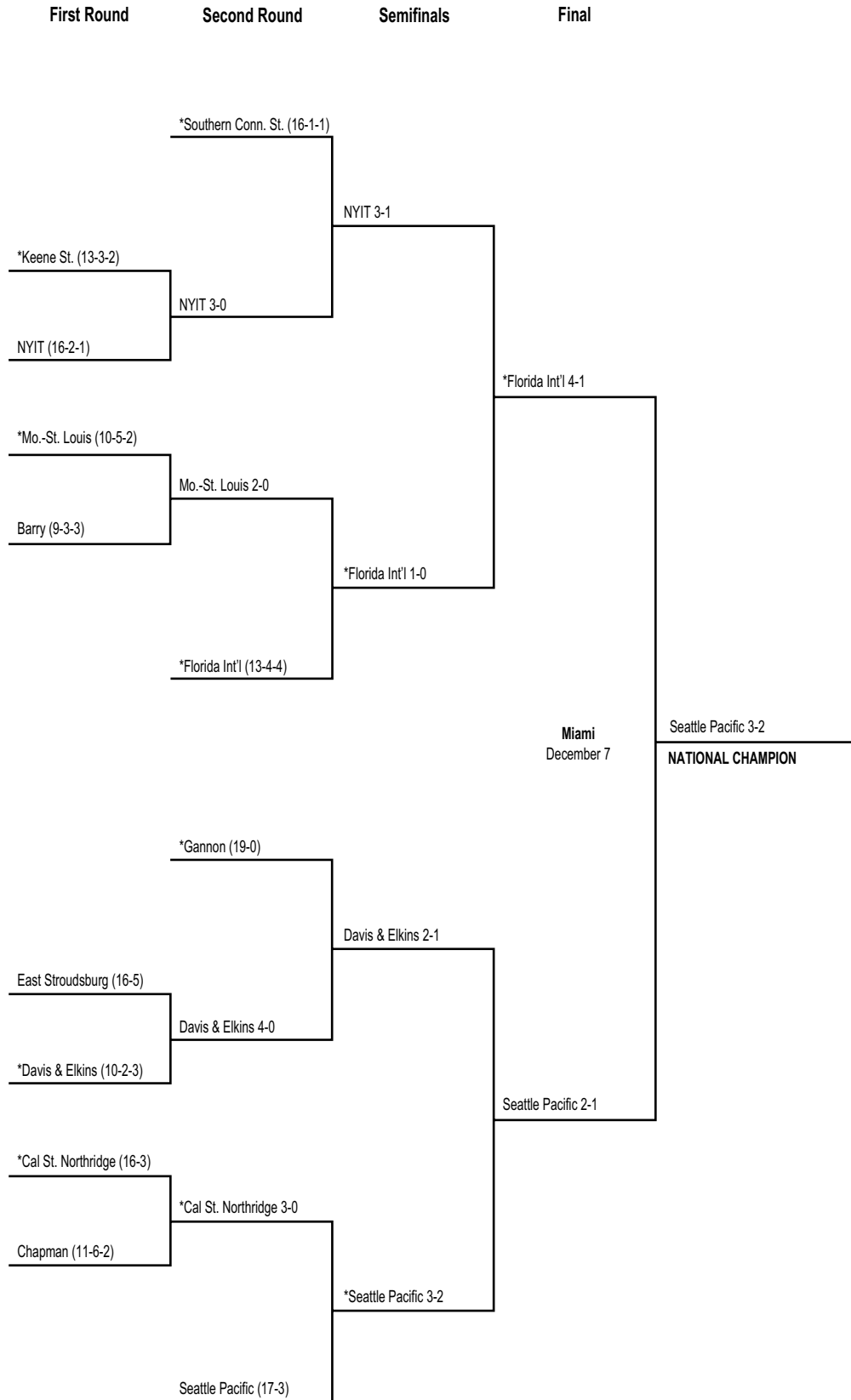


1984 Division II Men's Championship Bracket



*Host institution.

1985 Division II Men's Championship Bracket

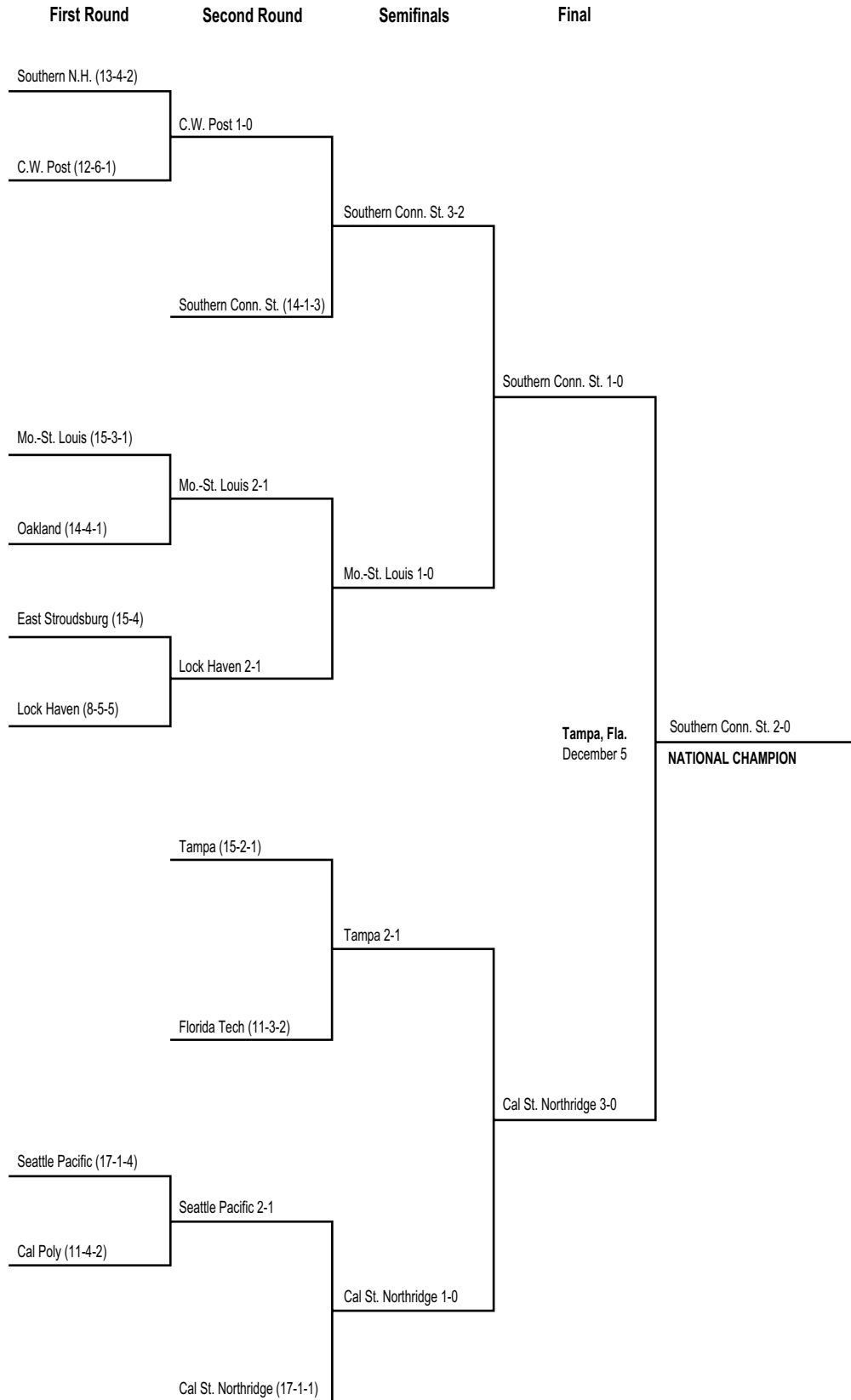


*Host institution.

1986 Division II Men's Championship Bracket



1987 Division II Men's Championship Bracket



1988 Division II Men's Championship Bracket



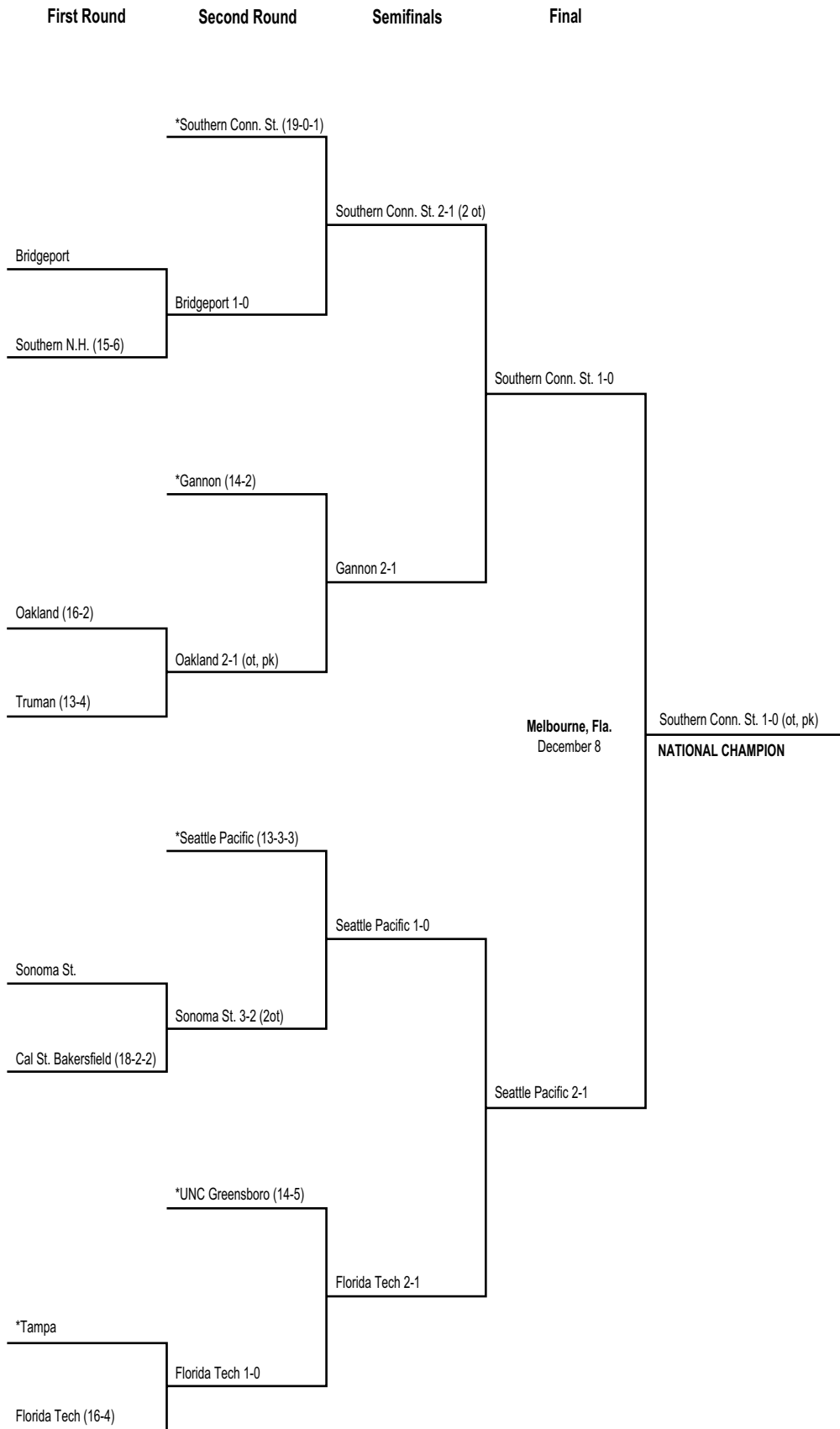
*Host institution.

1989 Division II Men's Championship Bracket



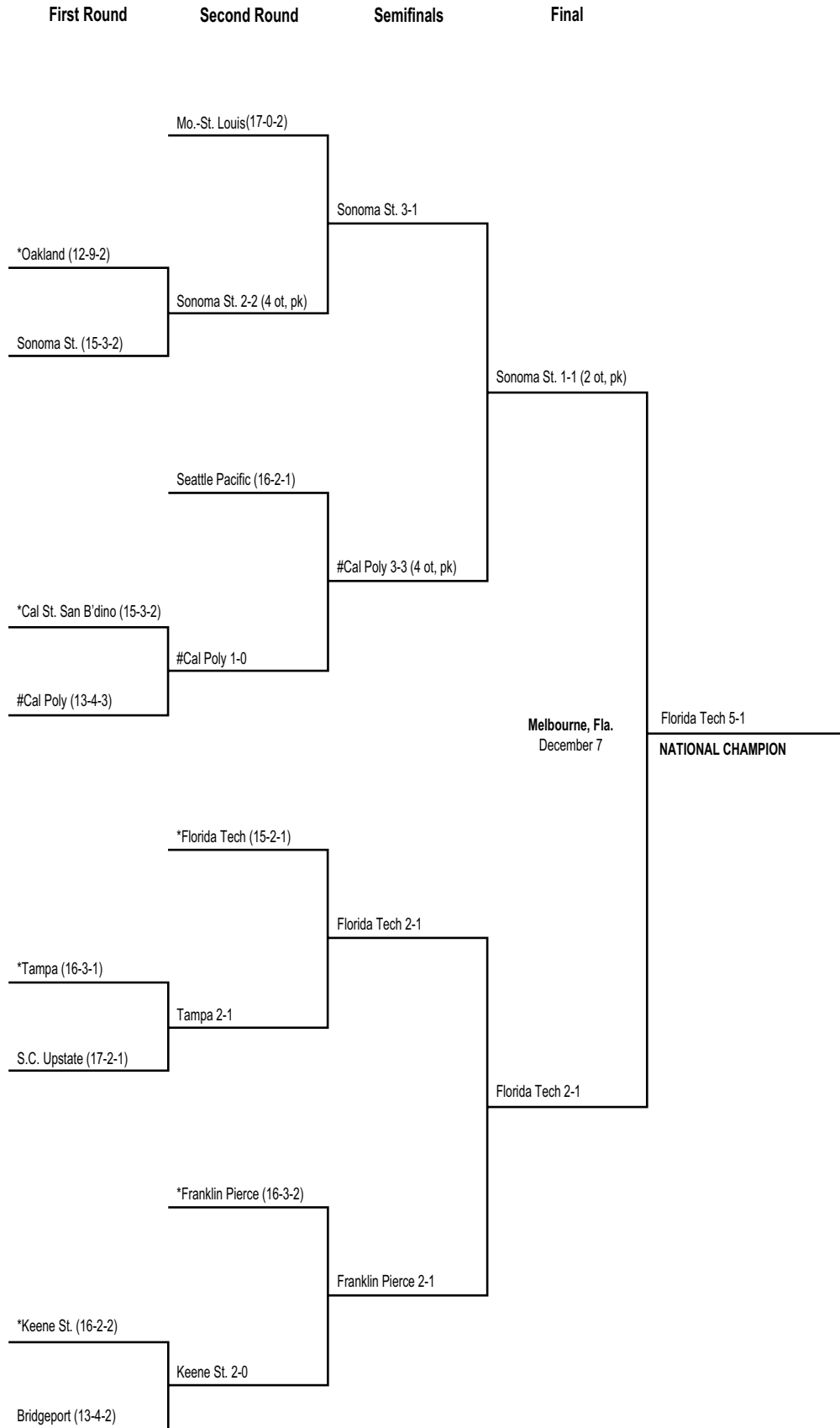
*Host institution.

1990 Division II Men's Championship Bracket



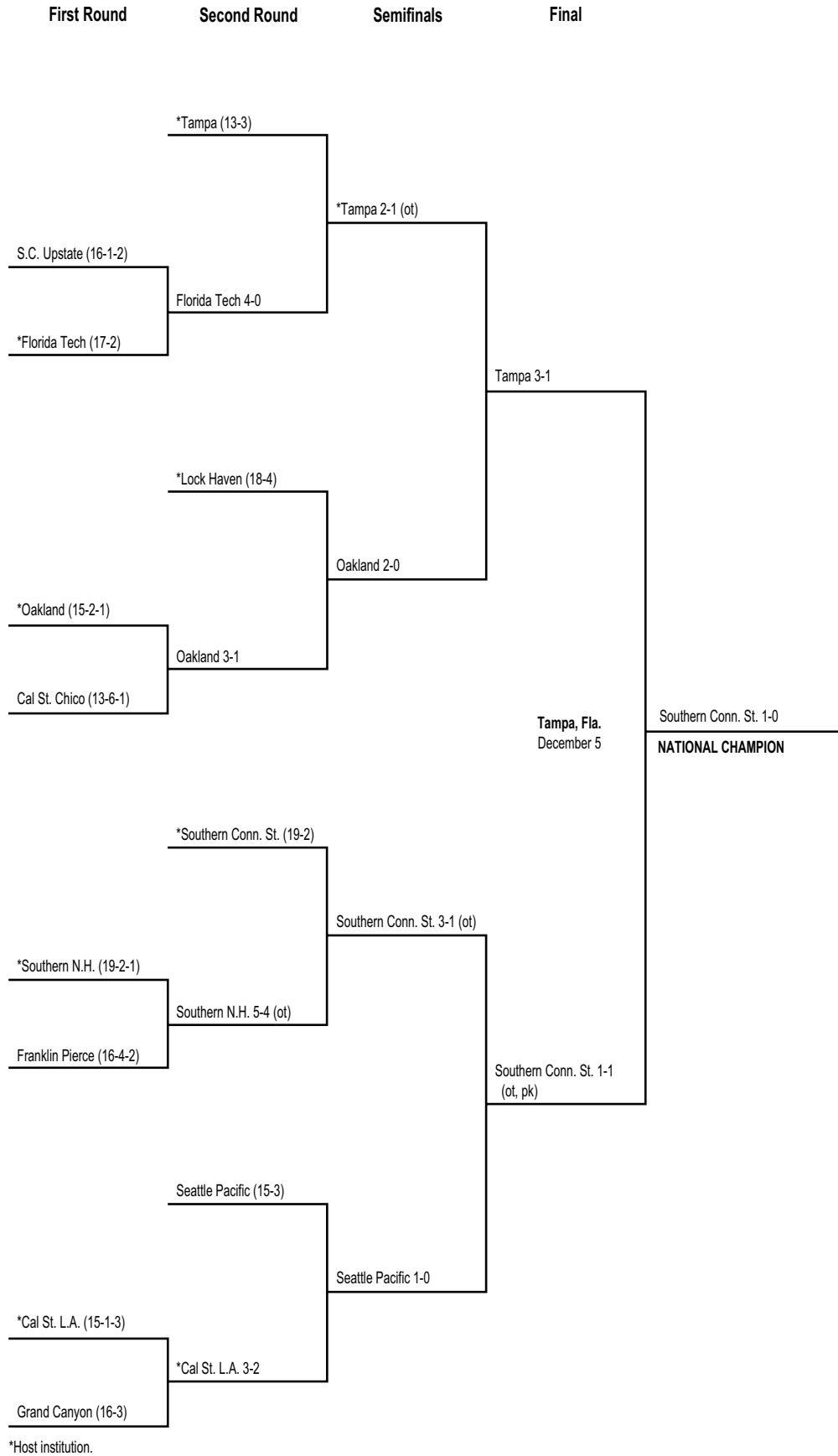
*Host institution.

1991 Division II Men's Championship Bracket

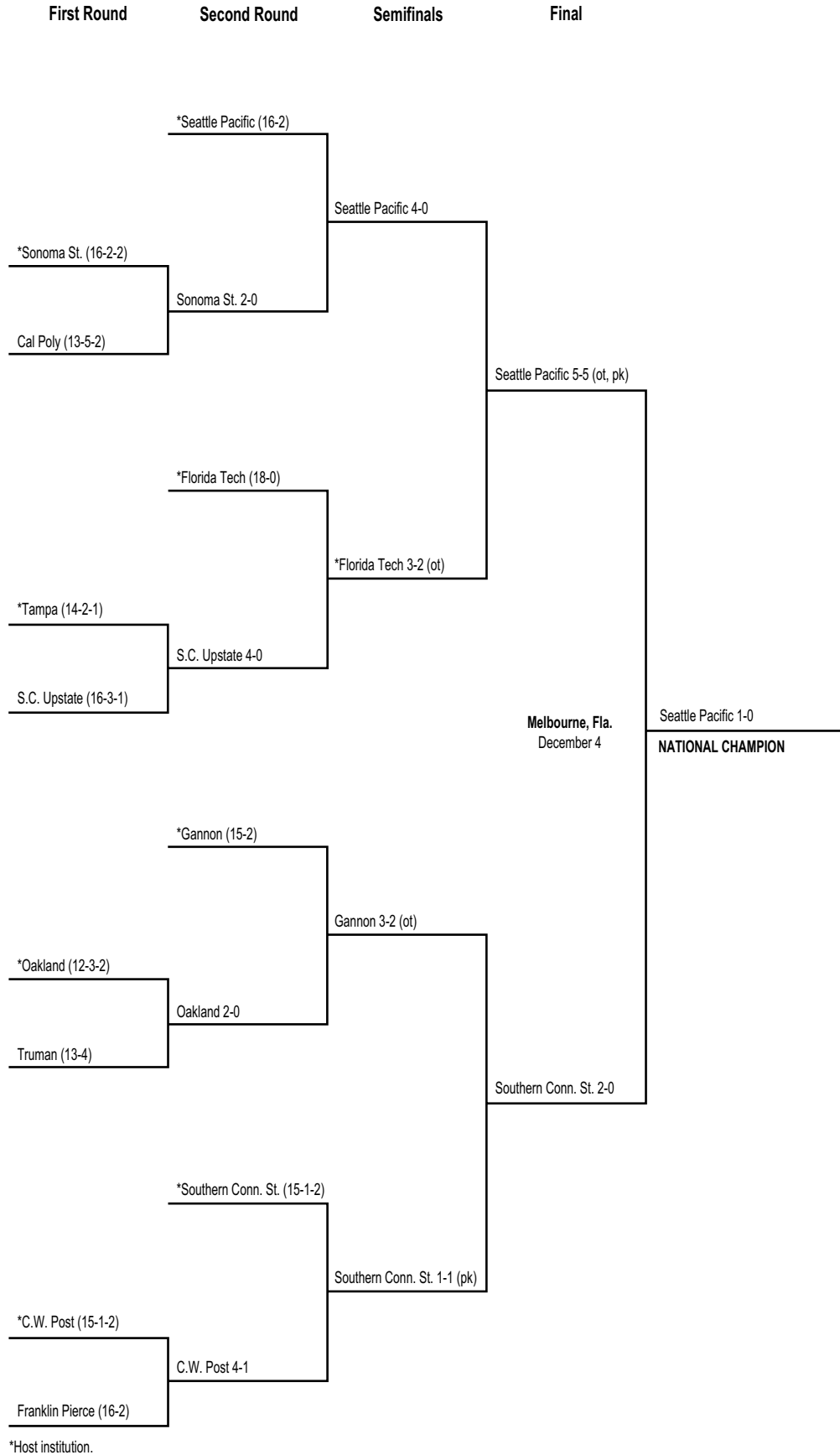


*Host institution.
 #Cal Poly's participation in the 1991 tournament was vacated.

1992 Division II Men's Championship Bracket



1993 Division II Men's Championship Bracket



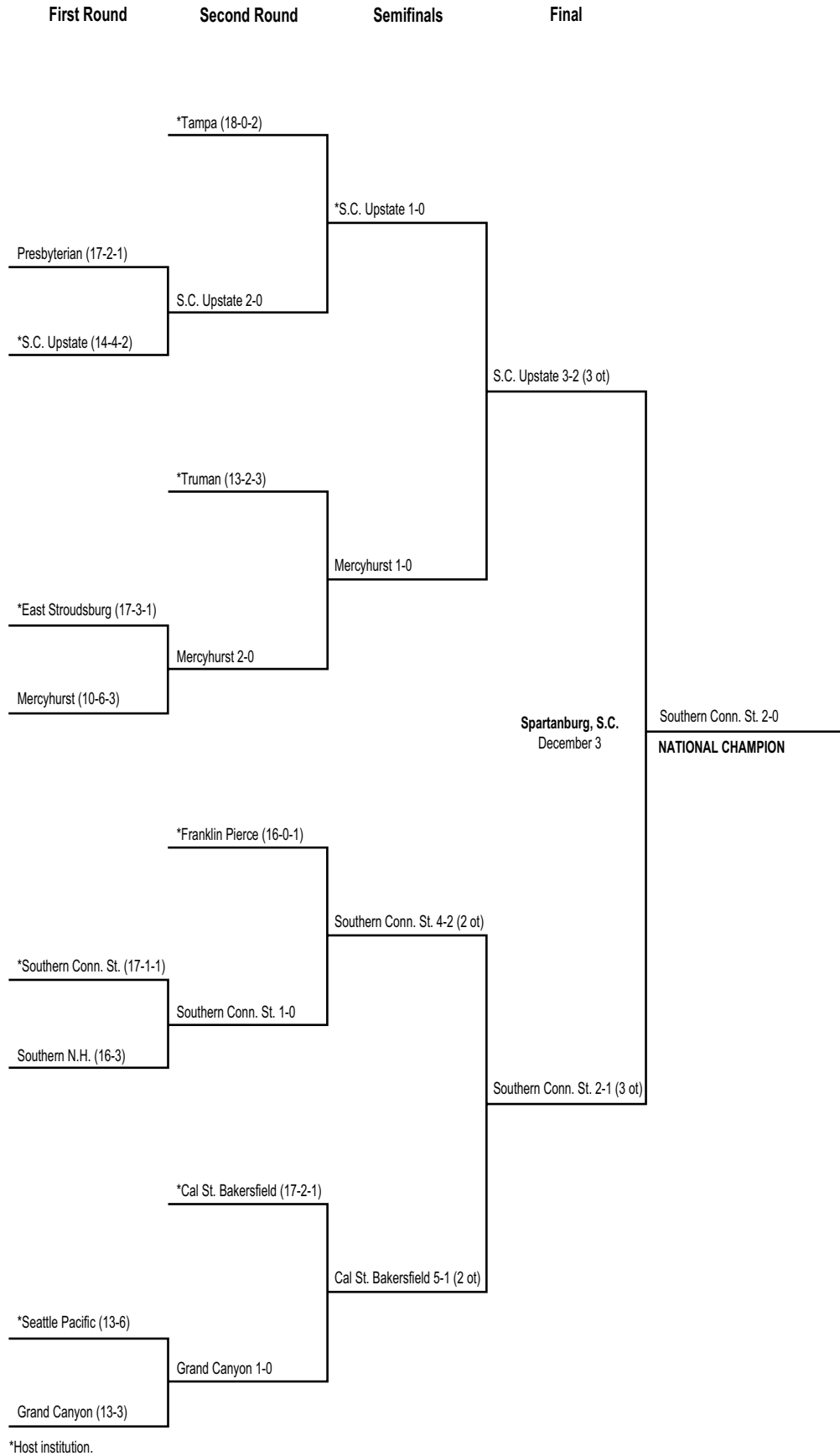
*Host institution.

1994 Division II Men's Championship Bracket



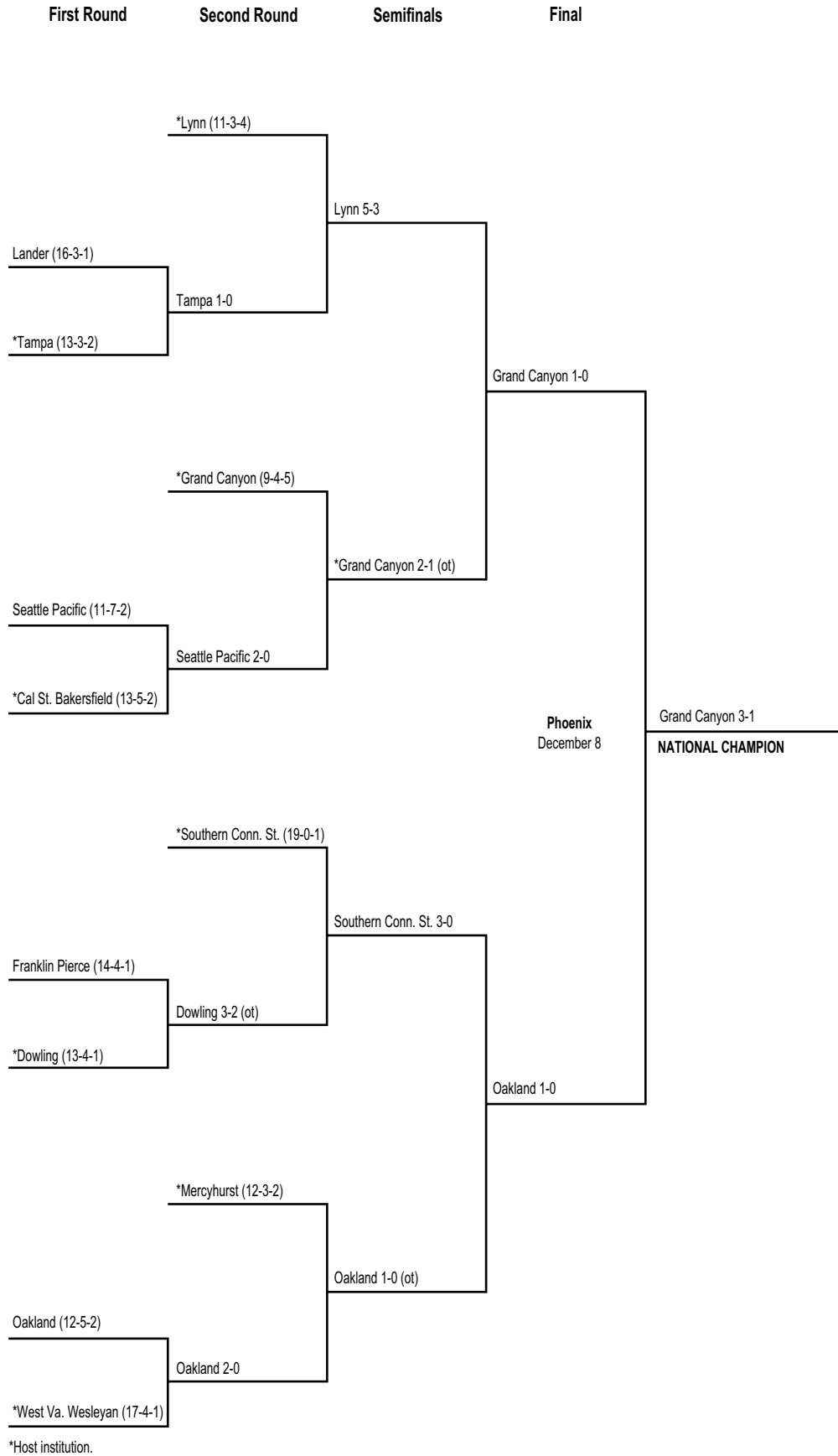
*Host institution.

1995 Division II Men's Championship Bracket



*Host institution.

1996 Division II Men's Championship Bracket




1997 Division II Men's Championship Bracket



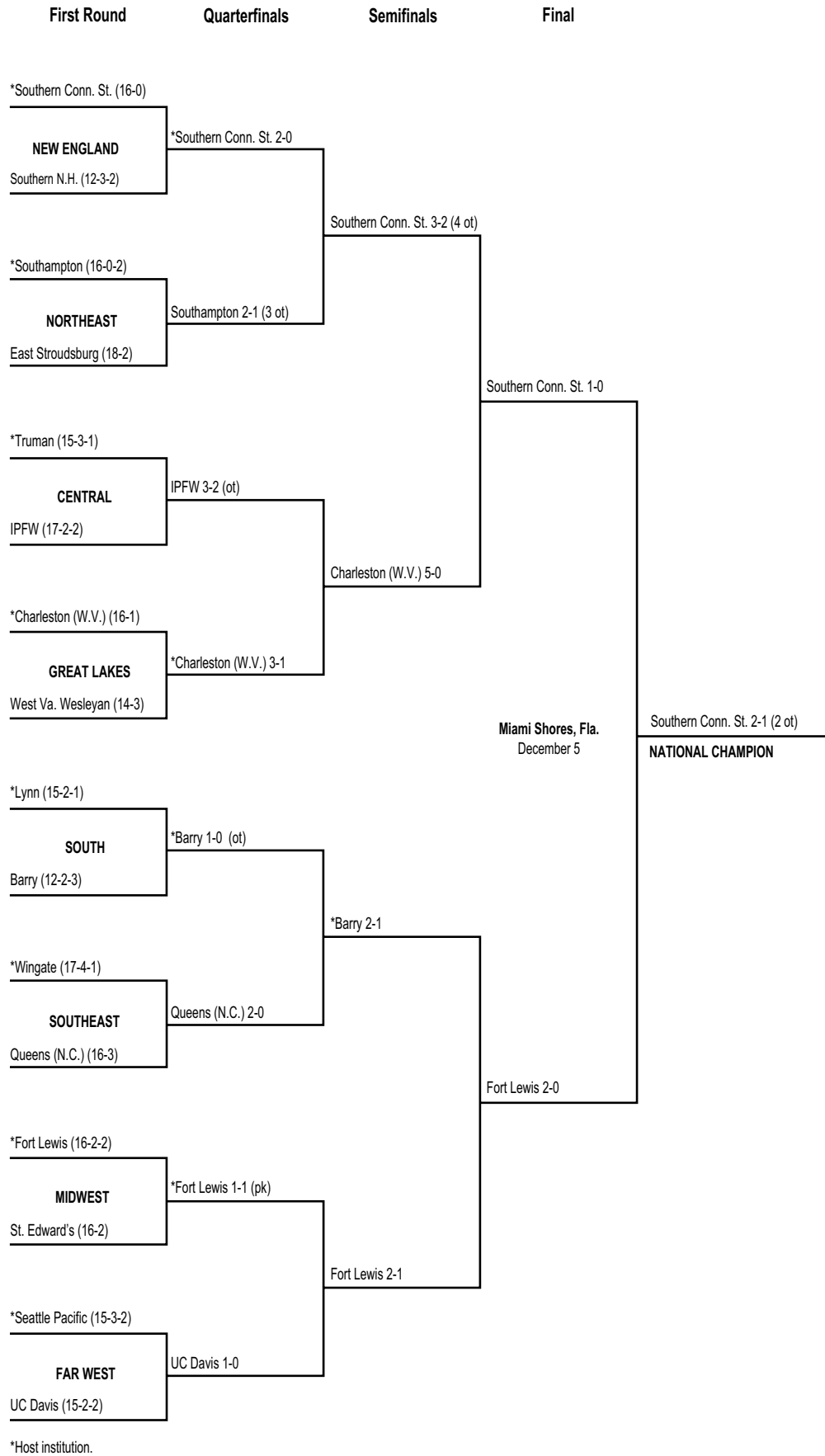
*Host institution.

1998 Division II Men's Championship Bracket

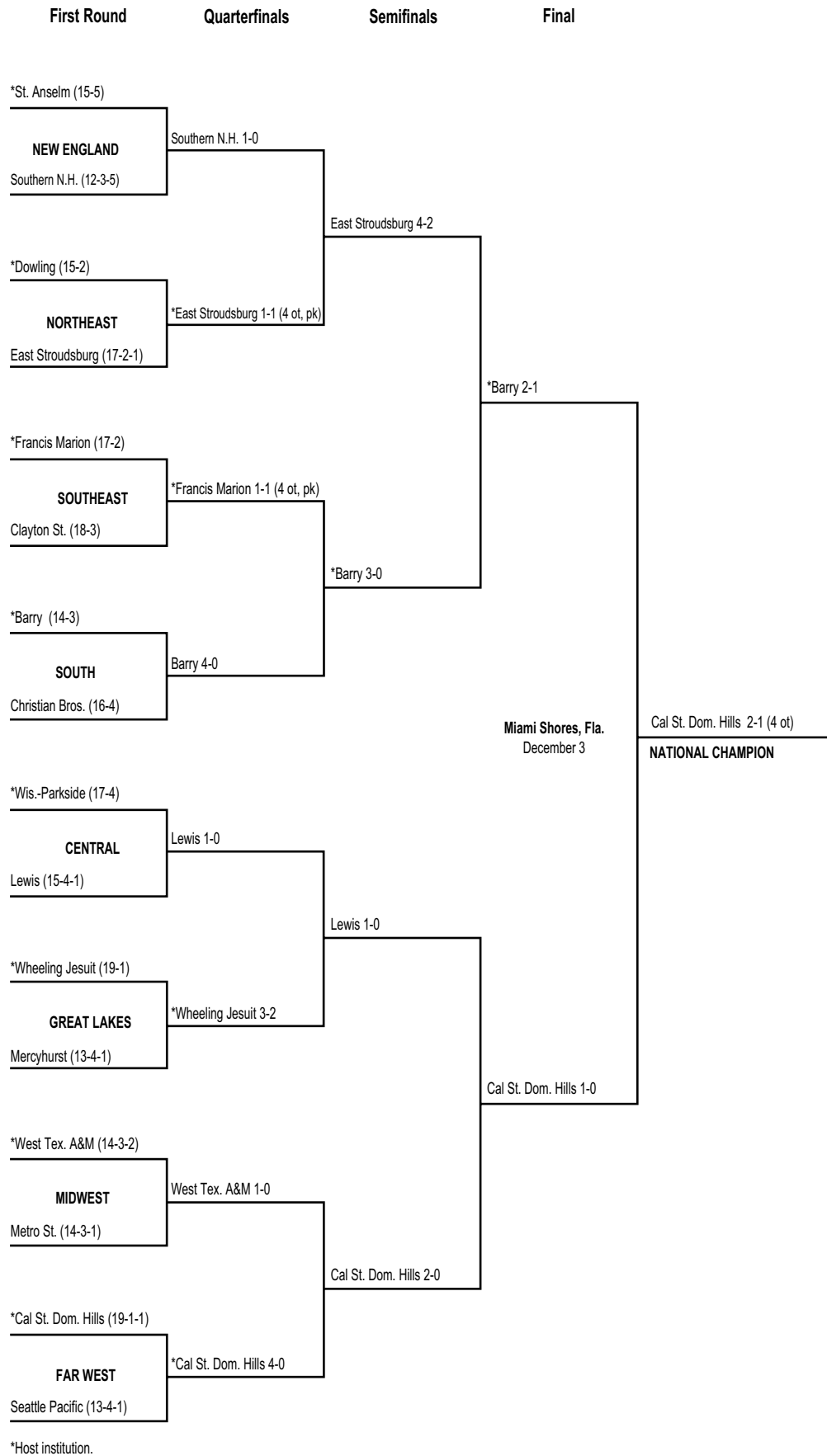


*Host institution.

1999 Division II Men's Championship Bracket

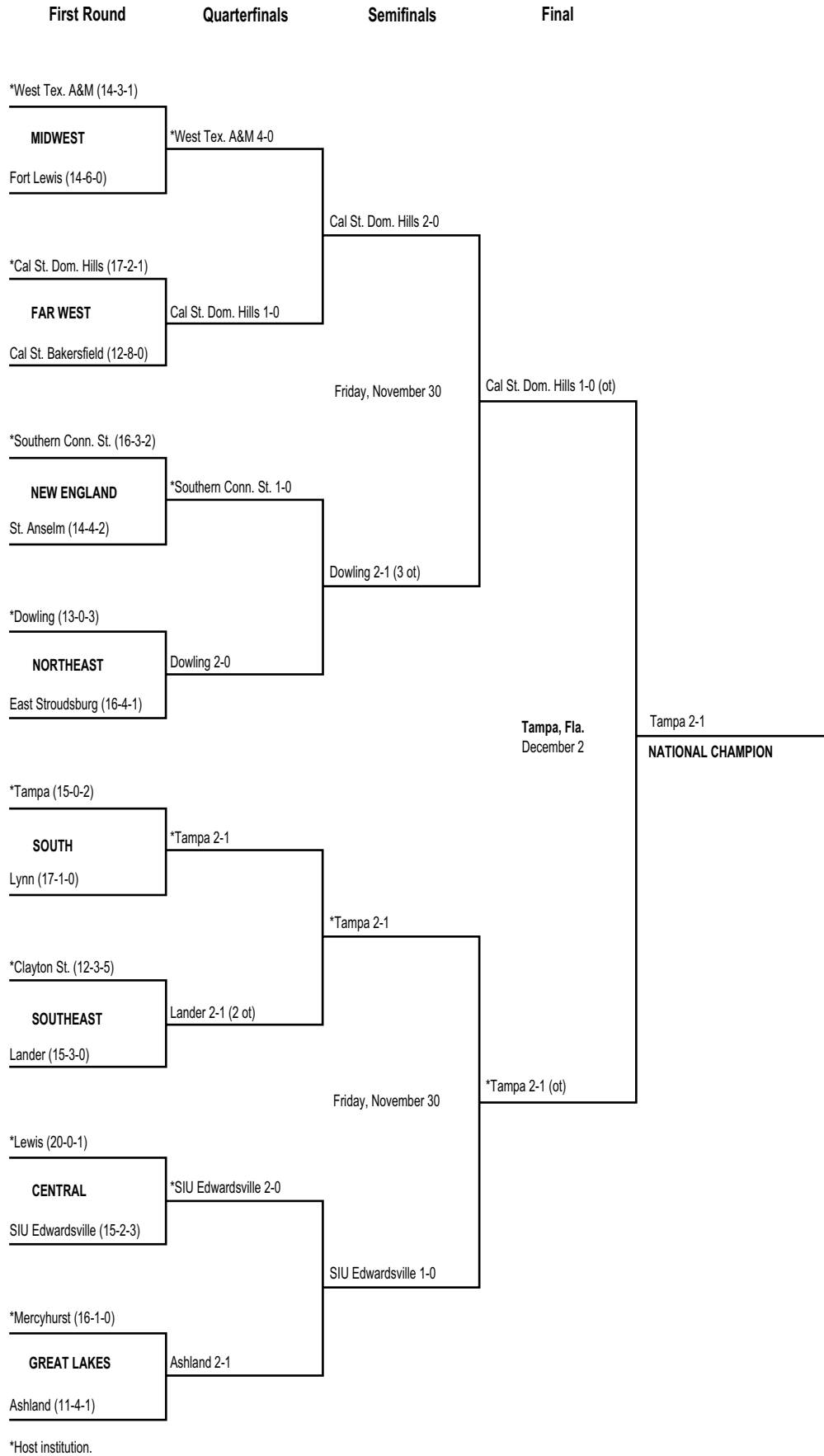


2000 Division II Men's Championship Bracket

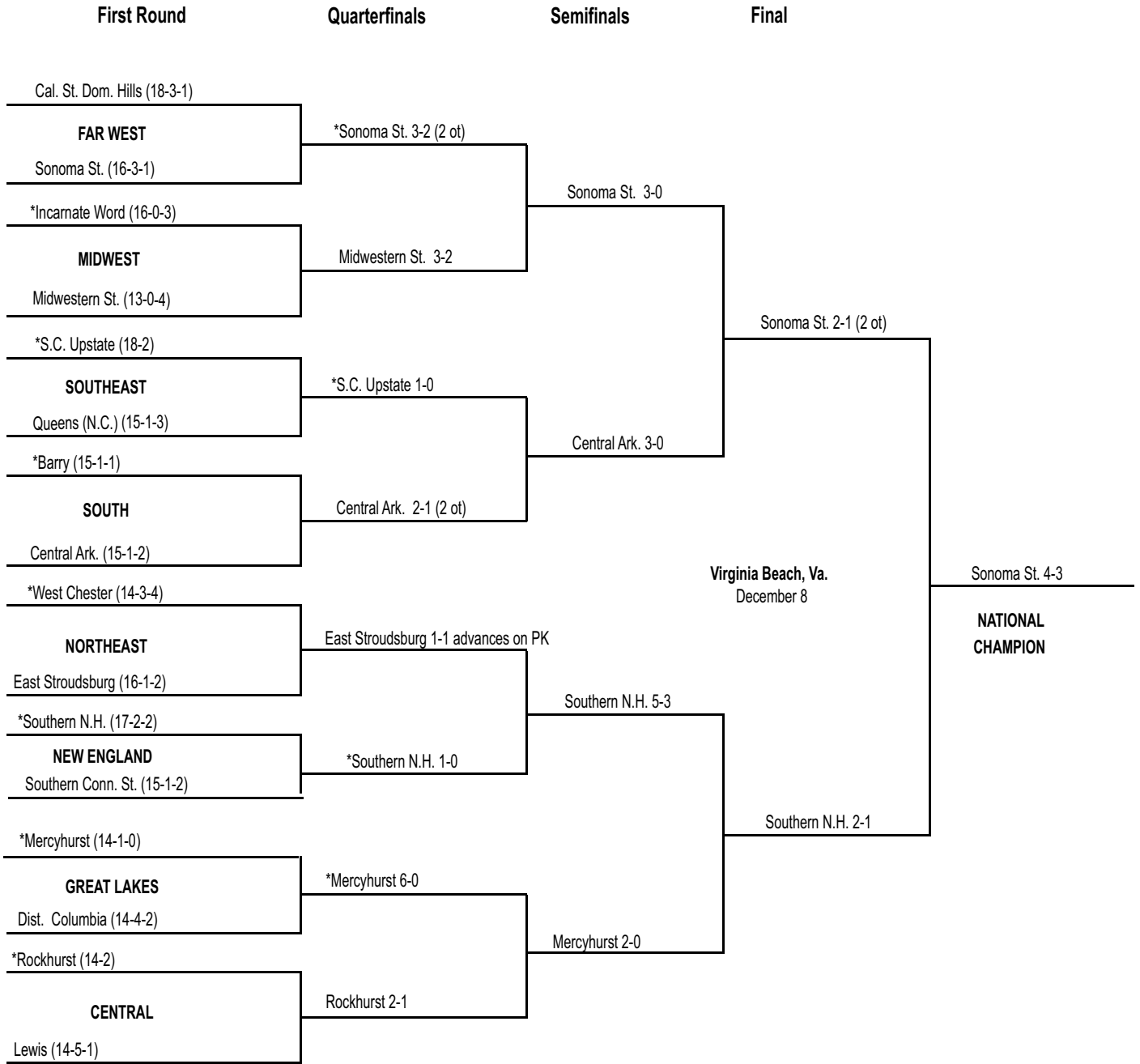


*Host institution.

2001 Division II Men's Championship Bracket




2002 Division II Men's Championship Bracket




*Host institution.

2003 Division II Men's Championship Bracket




* Host institution.

2004 Division II Men's Championship Bracket



*Host institution.

2005 Division II Men's Championship Bracket



*Host institution.



2006 Division II Men's SOCCER CHAMPIONSHIP

University of West Florida
November 16 and 18



*Denotes host institution.
NCAA/11/20/06/kh



2007 Division II Men's SOCCER CHAMPIONSHIP

University of West Florida and the city of Orange Beach, Alabama
November 30 and December 2



**NATIONAL
CHAMPION**



*Denotes host institution.

NCAA/12/3/07/hw



2008 Division II Men's SOCCER CHAMPIONSHIP

Hosted by University of Tampa
December 4 and 6

Opening Round
November 12

First Round
November 13 or 14

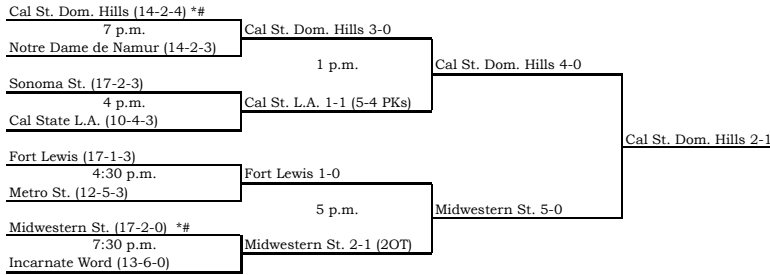
Second Round
November 15 or 16

Quarterfinals
November 22 or 23

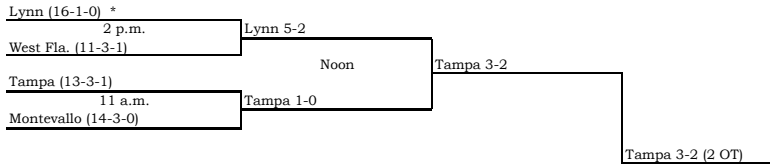
Semifinals
December 5

Final
December 7

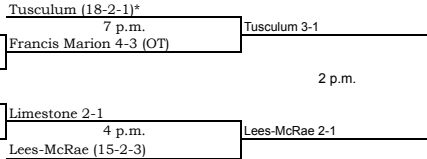
SUPER REGION 1



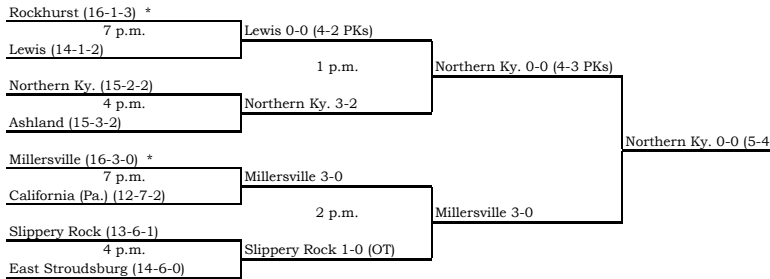
SUPER REGION 2




Carson-Newman (11-4-2) *
7 p.m.



SUPER REGION 3



SUPER REGION 4



Cal St. Dom. Hills 2-1
Cal St. Dom. Hills 3-2 (OT)

Cal St. Dom. Hills 3-0

**NATIONAL
CHAMPION**

Dowling 2-1 (OT)



* Host Site
Note: All Times Local

Super Region 1 games will be played on the 13th and 15th. All other games will be on the 14th and 16th.



2009 Division II Men's SOCCER CHAMPIONSHIP

Hosted by University of Tampa
December 3 and 5

Opening Round
November 11

First Round
November 12 or 13

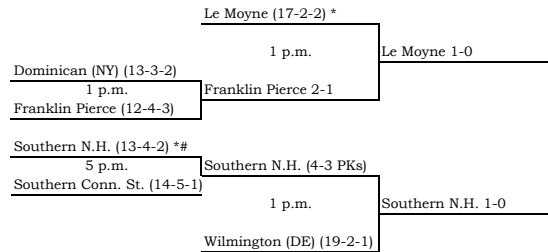
Second Round
November 14 or 15

Quarterfinals
November 21 or 22

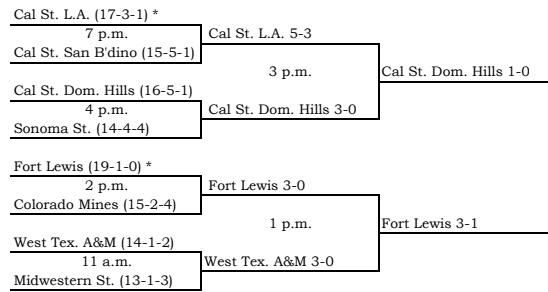
Semifinals
December 3

Final
December 5

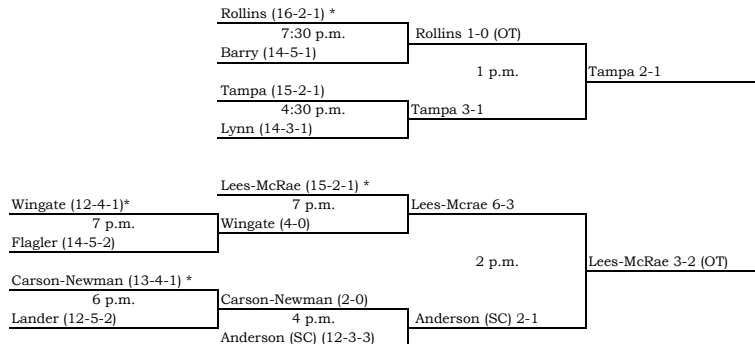
SUPER REGION 1



SUPER REGION 2

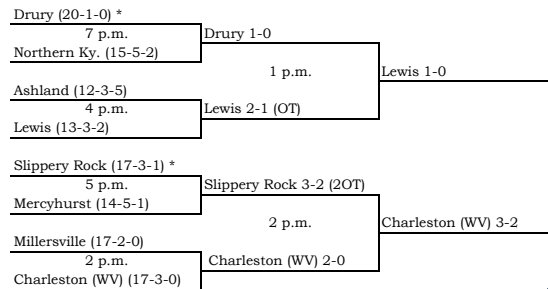


SUPER REGION 3



Note: Southeast Region Rounds 1 and 2 to be played Friday/Sunday, respectively.

SUPER REGION 4



**NATIONAL
CHAMPION**

* Host Site
Note: All Times Local
Games will be played on Thurs. Nov. 12th and Sat. Nov. 14th

NCAA/07/29/2009/RV





2010 Division II Men's SOCCER CHAMPIONSHIP

Hosted by **Bellarmine University**
December 2 and 4

Opening Round
November 10

First Round
November 11 or 12

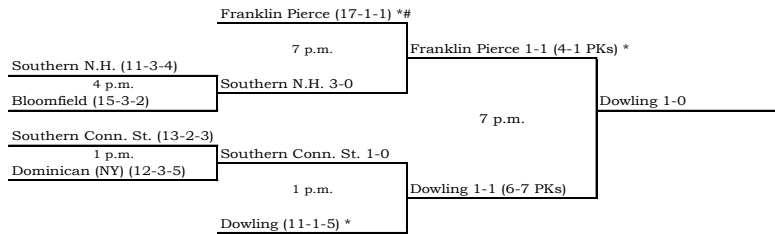
Second Round
November 13 or 14

Quarterfinals
November 20 or 21

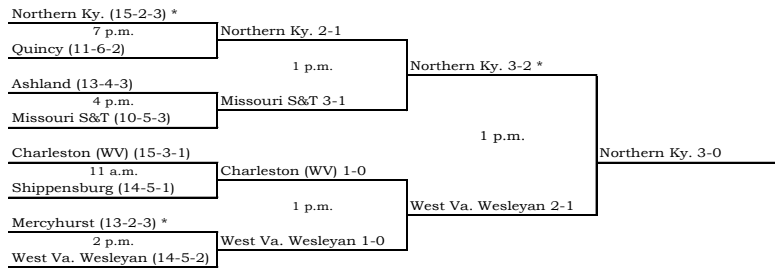
Semifinals
December 2

Final
December 4

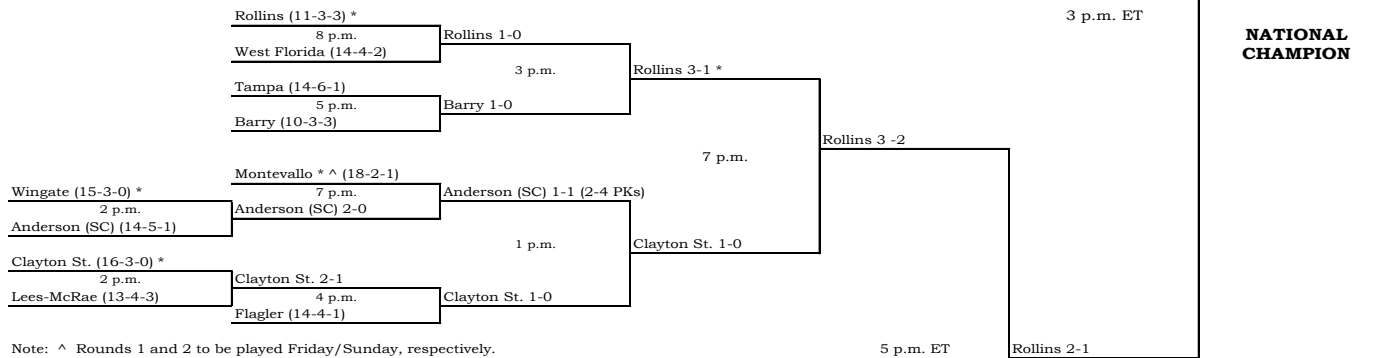
SUPER REGION 1



SUPER REGION 2

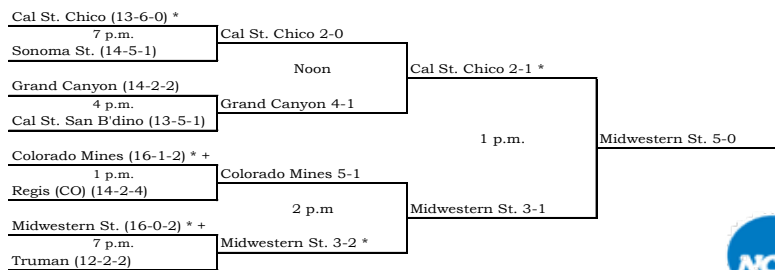


SUPER REGION 3



Note: ^ Rounds 1 and 2 to be played Friday/Sunday, respectively.

SUPER REGION 4



Note: + The first and second rounds to be played Thursday/Sunday.

* Host Site
Games will be played on Thurs. Nov 11 and Sat. Nov. 13

NCAA/11/8/2010/RV



2011 NCAA Division II Men's Soccer Championship

Hosted by the University of West Florida
December 1 and 3

Opening Round
November 9

First Round
November 10 or 11


Second Round
November 12 or 13

Quarterfinals
November 19 or 20

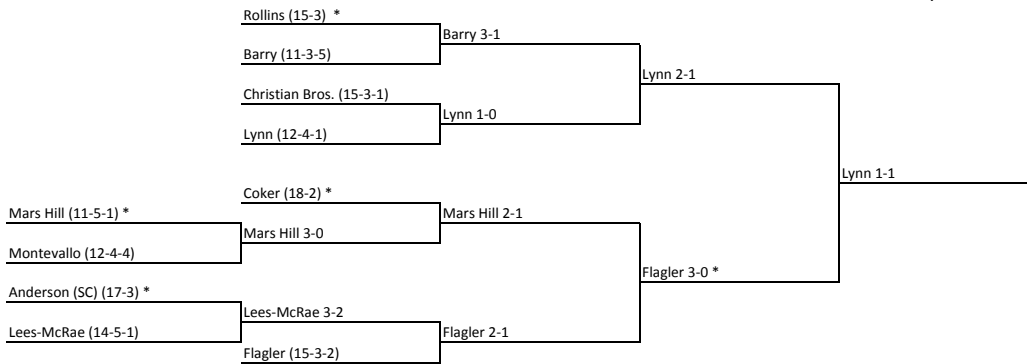
Semifinals
December 1

Final
December 3

SUPER REGION 1



SUPER REGION 2

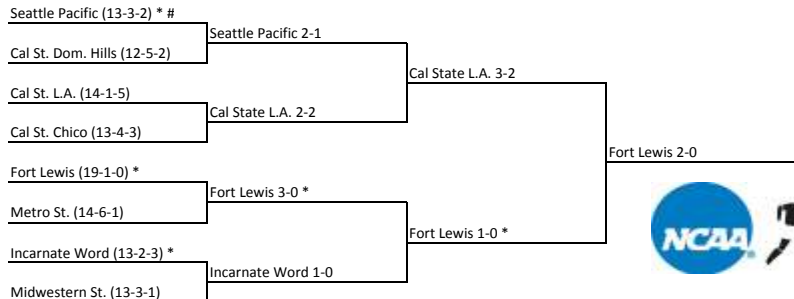


Note: Southeast Region Rounds 1 and 2 to be played Friday/Sunday, respectively.

SUPER REGION 3



SUPER REGION 4



Note: The first and second rounds in the Central and South Central must be played Thursday/Sunday

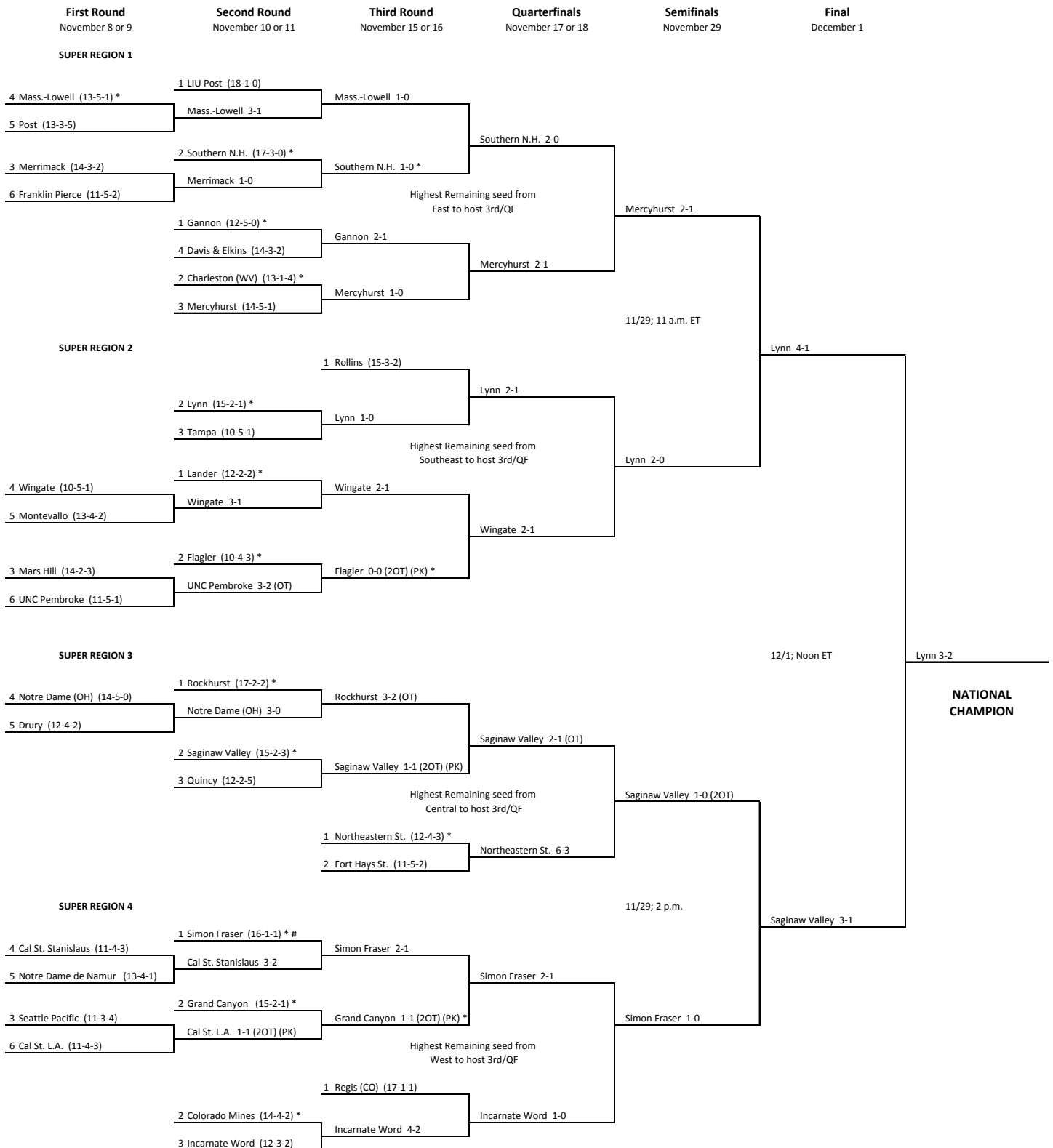
* Host Site

Games will be played on Thurs. Nov 10 and Sat. Nov. 12



2012 NCAA Division II Men's Soccer Championship

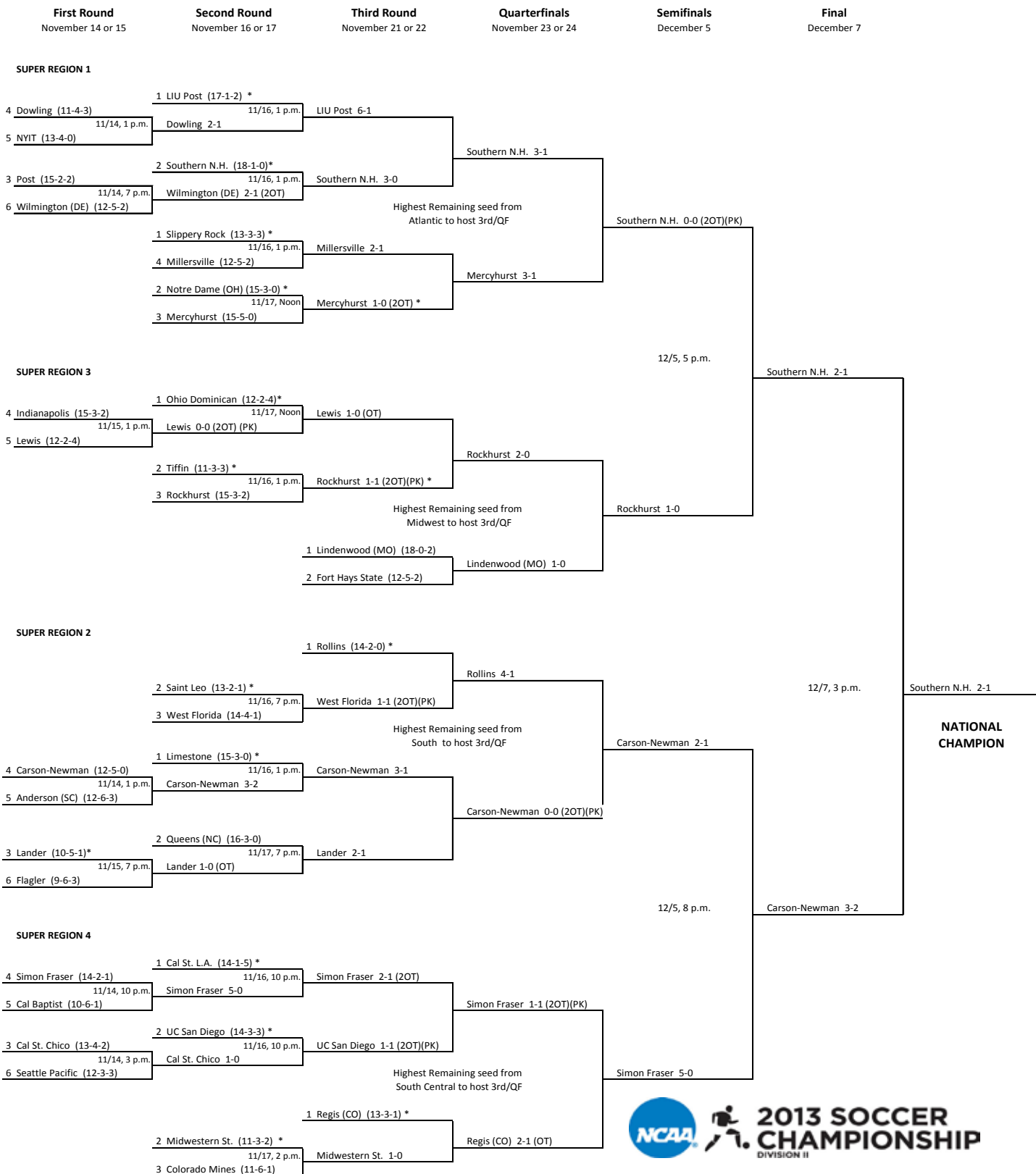
Hosted by the Peach Belt Conference
November 29 and December 1



* Host Site
Hosting at Cal State East Bay

2013 NCAA Division II Men's Soccer Championship

Hosted by the Peach Belt Conference
December 5 and 7



NATIONAL CHAMPION



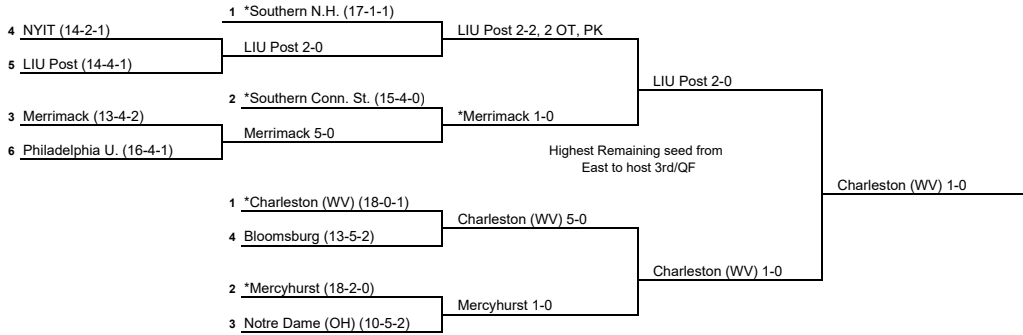
* Host Site
Higher seed is the home team.
All times are Eastern time.



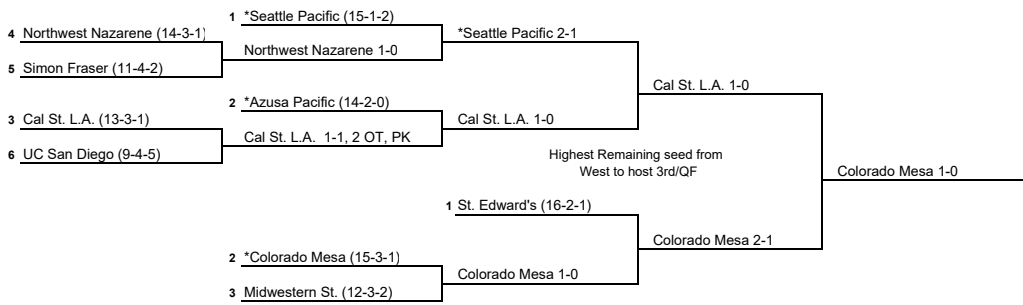
2014 NCAA Division II Men's Soccer Championship

First Round November 13 or 14 **Second Round** November 15 or 16 **Third Round** November 20 or 21 **Quarterfinals** November 22 or 23 **Semifinals** December 4 **Final** December 6

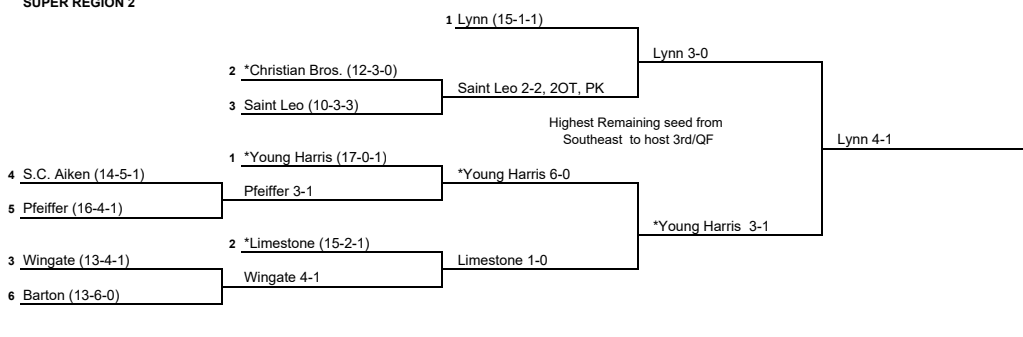
SUPER REGION 1



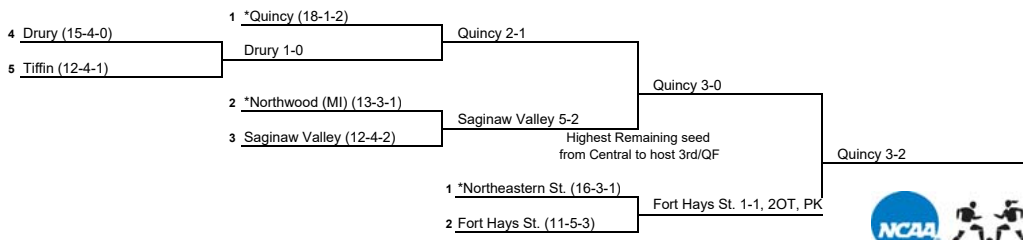
SUPER REGION 4



SUPER REGION 2



SUPER REGION 3



Owsley B. Frazier Stadium
Louisville, Kentucky
Noon
Live on NCAA.com

Lynn 3-2
NATIONAL CHAMPION



* Host Institution
All times are Eastern time.
Information subject to change.

© 2015 National Collegiate Athletic Association. No commercial use without the NCAA's written permission.
The NCAA opposes all forms of sports wagering.



2015 NCAA Division II Men's Soccer Championship

First Round
November 12 or 13

Second Round
November 14 or 15


Third Round
November 19 or 20

Quarterfinals
November 21 or 22


Semifinals
December 3

Final
December 5


SUPER REGION 1



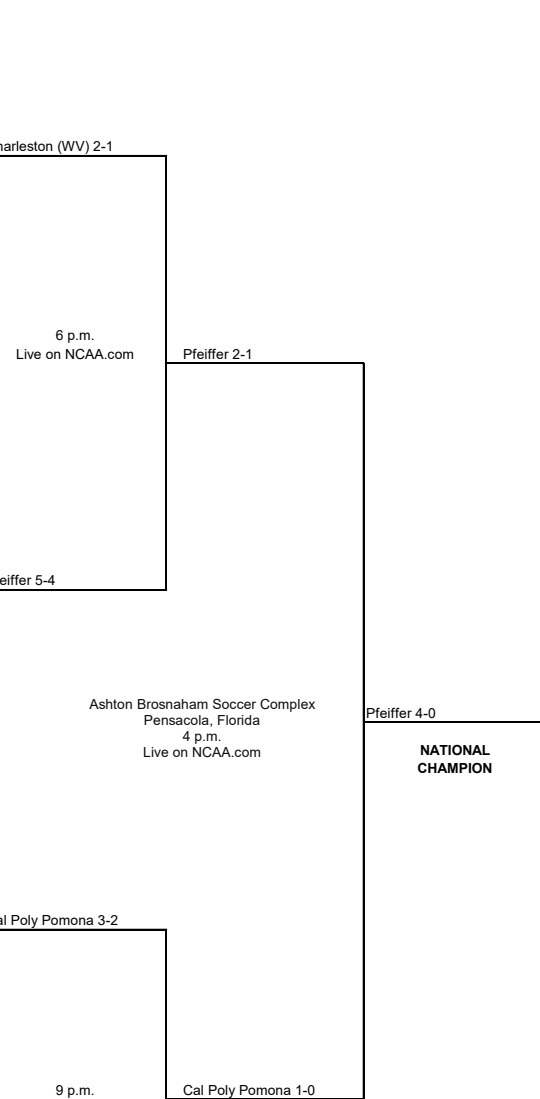
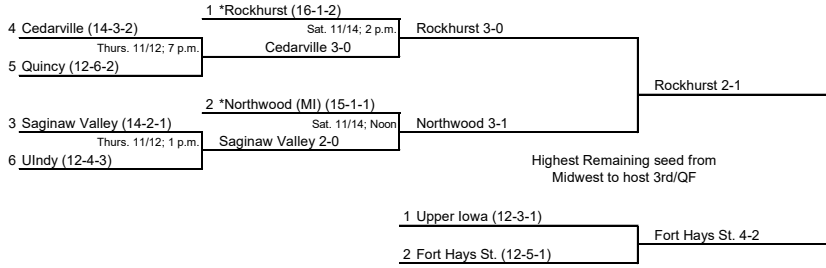
SUPER REGION 2



SUPER REGION 3



SUPER REGION 4



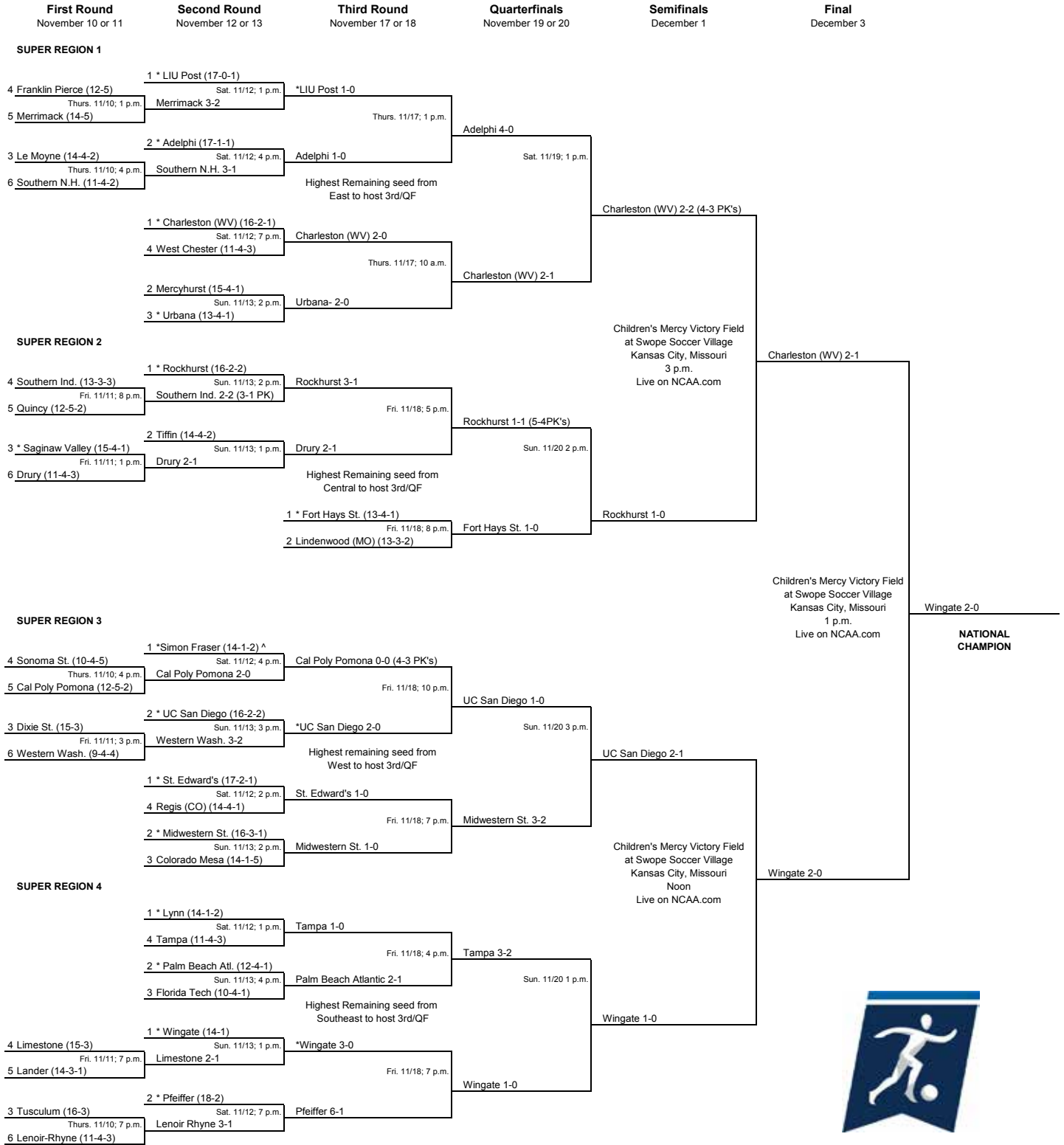
* Host Institution
All times are Eastern time.
Information subject to change.

© 2015 National Collegiate Athletic Association. No commercial use without the NCAA's written permission.
The NCAA opposes all forms of sports wagering.





2016 NCAA Division II Men's Soccer Championship



*Host institution
^ Simon Fraser hosting at Seattle Pacific.
All times are Eastern times.
Information subject to change.





2017 NCAA Division II Men's Soccer Championship

First Round
November 9 or 10

Second Round
November 11 or 12


Third Round
November 16 or 17

Quarterfinals
November 18 or 19


Semifinals
November 30

Final
December 2

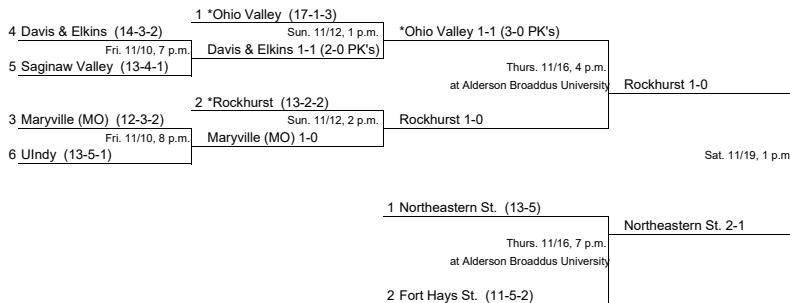
SUPER REGION 1




SUPER REGION 2



SUPER REGION 3



SUPER REGION 4



Children's Mercy Victory Field
at Swope Soccer Village
Kansas City, Missouri
9 p.m.
Live on NCAA.com

Charleston (WV) 1-0

Children's Mercy Victory Field
at Swope Soccer Village
Kansas City, Missouri
4 p.m.
Live on NCAA.com

Charleston (WV) 0-0 (3-1 PK's)

**NATIONAL
CHAMPION**

Children's Mercy Victory Field
at Swope Soccer Village
Kansas City, Missouri
6 p.m.
Live on NCAA.com

Lynn 0-0 (3-0 PK's)

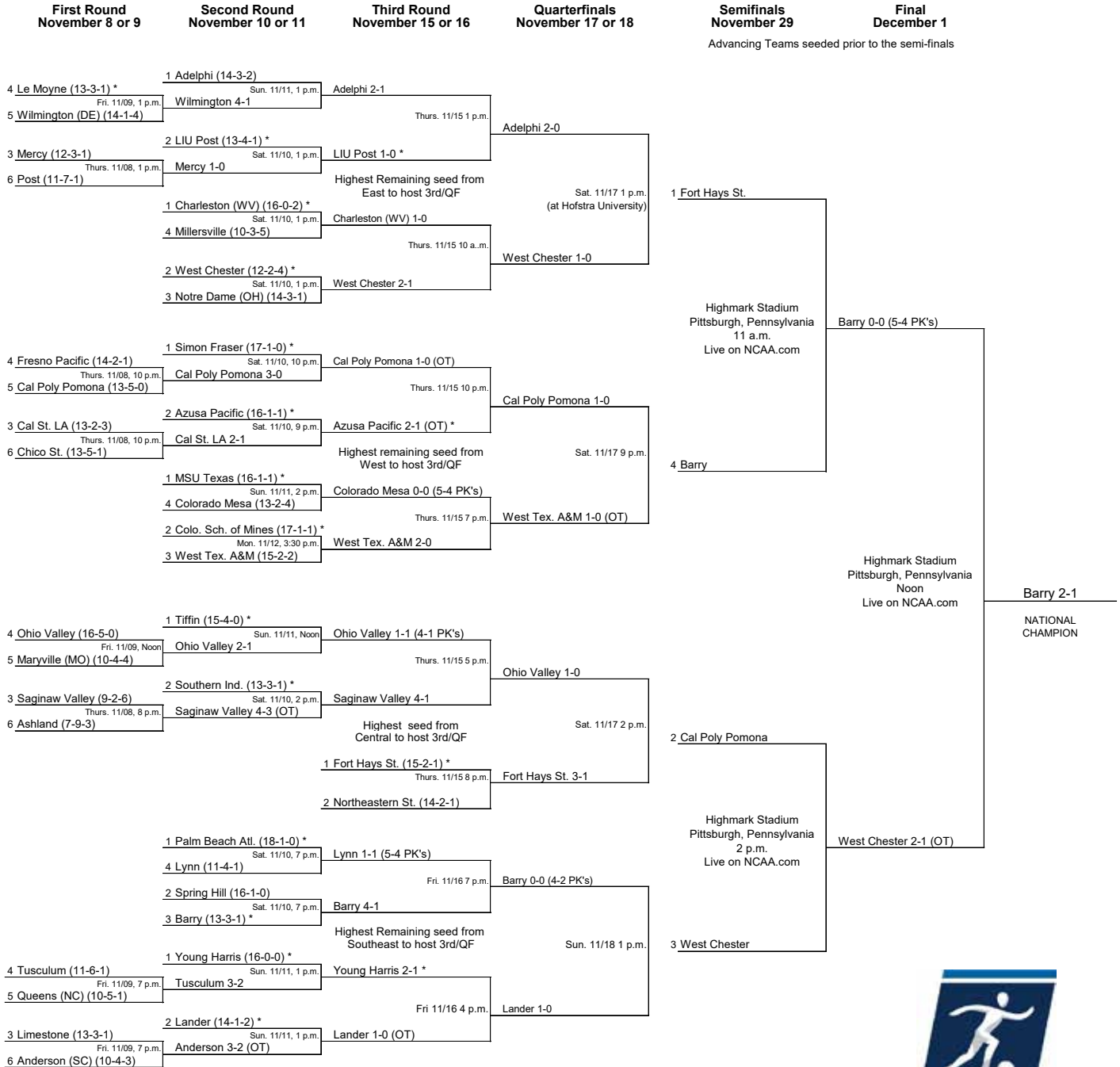


*Host institution
All times are Eastern times.
Information subject to change.

© 2017 National Collegiate Athletic Association. No commercial use without the NCAA's written permission.
The NCAA opposes all forms of sports wagering.



2018 NCAA DIVISION II MEN'S SOCCER CHAMPIONSHIP



*Host institution
 All times are Eastern times.
 Information subject to change.

