



RESULT BOOK

29TH Summer Universiade Taipei 2017



Swimming





DAILY SCHEDULE

每日賽程

| Session | Start Time | Event | Event No. | Phase |
|---------|------------|--------------------------------|-----------|-----------------|
| Morning | 09:00 | Men's 400m Freestyle | 1 | Heats |
| | 09:30 | Women's 50m Butterfly | 2 | Heats |
| | 09:46 | Men's 100m Backstroke | 3 | Heats |
| | 10:10 | Women's 400m Individual Medley | 4 | Heats |
| | 10:28 | Men's 100m Breaststroke | 5 | Heats |
| | 10:46 | Women's 200m Backstroke | 6 | Heats |
| | 11:01 | Men's 50m Butterfly | 7 | Heats |
| | 11:21 | Women's 4x100m Freestyle Relay | 8 | Heats |
| | 11:36 | Men's 4x100m Freestyle Relay | 9 | Heats |
| Evening | 19:02 | Men's 400m Freestyle | 1 | Final |
| | 19:10 | Women's 50m Butterfly | 2 | Semifinals |
| | 19:17 | Men's 100m Backstroke | 3 | Semifinals |
| | 19:25 | Women's 400m Individual Medley | 4 | Final |
| | 19:33 | Men's 400m Freestyle | 1 | Medals Ceremony |
| | 19:41 | Men's 100m Breaststroke | 5 | Semifinals |
| | 19:45 | Women's 200m Backstroke | 6 | Semifinals |
| | 19:54 | Women's 400m Individual Medley | 4 | Medals Ceremony |
| | 20:02 | Men's 50m Butterfly | 7 | Semifinals |
| | 20:09 | Women's 4x100m Freestyle Relay | 8 | Final |
| | 20:19 | Men's 4x100m Freestyle Relay | 9 | Final |
| | 20:29 | Women's 4x100m Freestyle Relay | 8 | Medals Ceremony |
| | 20:37 | Men's 4x100m Freestyle Relay | 9 | Medals Ceremony |

Note:
Schedule is subject to change



DAILY SCHEDULE

每日賽程

| Session | Start Time | Event | Event No. | Phase |
|---------|------------|------------------------------|-----------|-----------------|
| Morning | 09:00 | Men's 200m Freestyle | 10 | Heats |
| | 09:24 | Women's 100m Breaststroke | 11 | Heats |
| | 09:36 | Men's 200m Individual Medley | 12 | Heats |
| | 09:57 | Women's 100m Freestyle | 13 | Heats |
| | 10:13 | Men's 1500m Freestyle | 14 | Heats |
| Evening | 19:02 | Men's 50m Butterfly | 7 | Final |
| | 19:07 | Women's 100m Freestyle | 13 | Semifinals |
| | 19:15 | Men's 100m Backstroke | 3 | Final |
| | 19:21 | Men's 50m Butterfly | 7 | Medals Ceremony |
| | 19:29 | Women's 50m Butterfly | 2 | Final |
| | 19:34 | Men's 100m Breaststroke | 5 | Final |
| | 19:39 | Men's 100m Backstroke | 3 | Medals Ceremony |
| | 19:47 | Women's 100m Breaststroke | 11 | Semifinals |
| | 19:55 | Men's 200m Individual Medley | 12 | Semifinals |
| | 20:06 | Women's 50m Butterfly | 2 | Medals Ceremony |
| | 20:14 | Women's 200m Backstroke | 6 | Final |
| | 20:19 | Men's 200m Freestyle | 10 | Semifinals |
| | 20:30 | Men's 100m Breaststroke | 5 | Medals Ceremony |
| | 20:38 | Women's 200m Backstroke | 6 | Medals Ceremony |

Note:
Schedule is subject to change



DAILY SCHEDULE

每日賽程

| Session | Start Time | Event | Event No. | Phase |
|---------|------------------------------|--------------------------------|-----------------|-----------------|
| Morning | 09:00 | Men's 200m Butterfly | 15 | Heats |
| | 09:18 | Women's 200m Individual Medley | 16 | Heats |
| | 09:38 | Men's 200m Breaststroke | 17 | Heats |
| | 09:59 | Women's 100m Backstroke | 18 | Heats |
| | 10:14 | Men's 50m Backstroke | 19 | Heats |
| | 10:30 | Women's 1500m Freestyle | 20 | Heats |
| Evening | 19:02 | Men's 1500m Freestyle | 14 | Final |
| | 19:22 | Men's 200m Breaststroke | 17 | Semifinals |
| | 19:32 | Women's 200m Individual Medley | 16 | Semifinals |
| | 19:42 | Men's 1500m Freestyle | 14 | Medals Ceremony |
| | 19:50 | Men's 200m Freestyle | 10 | Final |
| | 19:56 | Women's 100m Breaststroke | 11 | Final |
| | 20:02 | Men's 200m Butterfly | 15 | Semifinals |
| | 20:12 | Men's 200m Freestyle | 10 | Medals Ceremony |
| | 20:20 | Women's 100m Freestyle | 13 | Final |
| | 20:25 | Men's 200m Individual Medley | 12 | Final |
| | 20:32 | Women's 100m Breaststroke | 11 | Medals Ceremony |
| | 20:40 | Women's 100m Backstroke | 18 | Semifinals |
| | 20:48 | Men's 50m Backstroke | 19 | Semifinals |
| | 20:54 | Women's 100m Freestyle | 13 | Medals Ceremony |
| 21:02 | Men's 200m Individual Medley | 12 | Medals Ceremony | |

Note:
Schedule is subject to change



DAILY SCHEDULE

每日賽程

| Session | Start Time | Event | Event No. | Phase |
|---------|--------------------------------|--------------------------------|-----------------|-----------------|
| Morning | 09:00 | Women's 200m Breaststroke | 21 | Heats |
| | 09:12 | Men's 100m Freestyle | 22 | Heats |
| | 09:36 | Women's 100m Butterfly | 23 | Heats |
| | 09:57 | Men's 800m Freestyle | 24 | Heats |
| | 10:35 | Women's 4x200m Freestyle Relay | 25 | Heats |
| Evening | 19:02 | Women's 1500m Freestyle | 20 | Final |
| | 19:22 | Women's 200m Individual Medley | 16 | Final |
| | 19:28 | Men's 100m Freestyle | 22 | Semifinals |
| | 19:36 | Women's 1500m Freestyle | 20 | Medals Ceremony |
| | 19:44 | Women's 100m Butterfly | 23 | Semifinals |
| | 19:52 | Women's 200m Individual Medley | 16 | Medals Ceremony |
| | 20:00 | Men's 200m Breaststroke | 17 | Final |
| | 20:08 | Women's 100m Backstroke | 18 | Final |
| | 20:13 | Men's 200m Butterfly | 15 | Final |
| | 20:21 | Men's 200m Breaststroke | 17 | Medals Ceremony |
| | 20:29 | Women's 200m Breaststroke | 21 | Semifinals |
| | 20:40 | Men's 50m Backstroke | 19 | Final |
| | 20:45 | Women's 100m Backstroke | 18 | Medals Ceremony |
| | 20:53 | Women's 4x200m Freestyle Relay | 25 | Final |
| | 21:05 | Men's 200m Butterfly | 15 | Medals Ceremony |
| | 21:13 | Men's 50m Backstroke | 19 | Medals Ceremony |
| 21:21 | Women's 4x200m Freestyle Relay | 25 | Medals Ceremony | |

Note:
Schedule is subject to change



DAILY SCHEDULE

每日賽程

| Session | Start Time | Event | Event No. | Phase |
|---------|------------|---------------------------|-----------|-----------------|
| Morning | 09:00 | Men's 200m Backstroke | 26 | Heats |
| | 09:13 | Women's 200m Freestyle | 27 | Heats |
| | 09:32 | Men's 100m Butterfly | 28 | Heats |
| | 09:55 | Women's 50m Backstroke | 29 | Heats |
| | 10:07 | Men's 50m Breaststroke | 30 | Heats |
| | 10:25 | Women's 800m Freestyle | 31 | Heats |
| Evening | 19:02 | Men's 800m Freestyle | 24 | Final |
| | 19:13 | Women's 200m Freestyle | 27 | Semifinals |
| | 19:23 | Men's 100m Butterfly | 28 | Semifinals |
| | 19:31 | Men's 800m Freestyle | 24 | Medals Ceremony |
| | 19:39 | Women's 200m Breaststroke | 21 | Final |
| | 19:46 | Men's 100m Freestyle | 22 | Final |
| | 19:51 | Women's 50m Backstroke | 29 | Semifinals |
| | 19:57 | Men's 200m Backstroke | 26 | Semifinals |
| | 20:08 | Women's 200m Breaststroke | 21 | Medals Ceremony |
| | 20:16 | Men's 100m Freestyle | 22 | Medals Ceremony |
| | 20:24 | Women's 100m Butterfly | 23 | Final |
| | 20:29 | Men's 50m Breaststroke | 30 | Semifinals |
| | 20:36 | Women's 100m Butterfly | 23 | Medals Ceremony |

Note:
Schedule is subject to change



DAILY SCHEDULE

每日賽程

| Session | Start Time | Event | Event No. | Phase |
|---------|------------------------------|------------------------------|-----------------|-----------------|
| Morning | 09:00 | Women's 50m Breaststroke | 32 | Heats |
| | 09:12 | Men's 50m Freestyle | 33 | Heats |
| | 09:36 | Women's 200m Butterfly | 34 | Heats |
| | 09:50 | Women's 50m Freestyle | 35 | Heats |
| | 10:06 | Men's 4x200m Freestyle Relay | 36 | Heats |
| Evening | 19:02 | Women's 800m Freestyle | 31 | Final |
| | 19:13 | Women's 50m Breaststroke | 32 | Semifinals |
| | 19:19 | Men's 100m Butterfly | 28 | Final |
| | 19:24 | Women's 200m Freestyle | 27 | Final |
| | 19:31 | Women's 800m Freestyle | 31 | Medals Ceremony |
| | 19:39 | Men's 50m Freestyle | 33 | Semifinals |
| | 19:46 | Men's 100m Butterfly | 28 | Medals Ceremony |
| | 19:54 | Women's 200m Freestyle | 27 | Medals Ceremony |
| | 20:04 | Women's 50m Backstroke | 29 | Final |
| | 20:10 | Men's 200m Backstroke | 26 | Final |
| | 20:17 | Women's 200m Butterfly | 34 | Semifinals |
| | 20:28 | Men's 50m Breaststroke | 30 | Final |
| | 20:34 | Women's 50m Backstroke | 29 | Medals Ceremony |
| | 20:42 | Men's 200m Backstroke | 26 | Medals Ceremony |
| | 20:50 | Women's 50m Freestyle | 35 | Semifinals |
| | 20:57 | Men's 4x200m Freestyle Relay | 36 | Final |
| | 21:09 | Men's 50m Breaststroke | 30 | Medals Ceremony |
| 21:17 | Men's 4x200m Freestyle Relay | 36 | Medals Ceremony | |

Note:
Schedule is subject to change



DAILY SCHEDULE

每日賽程

| Session | Start Time | Event | Event No. | Phase |
|---------|---------------------------|------------------------------|-----------------|-----------------|
| Morning | 09:00 | Women's 400m Freestyle | 37 | Heats |
| | 09:32 | Men's 400m Individual Medley | 38 | Heats |
| | 10:00 | Women's 4x100m Medley Relay | 39 | Heats |
| | 10:17 | Men's 4x100m Medley Relay | 40 | Heats |
| Evening | 19:02 | Women's 50m Freestyle | 35 | Final |
| | 19:07 | Men's 50m Freestyle | 33 | Final |
| | 19:12 | Women's 50m Breaststroke | 32 | Final |
| | 19:17 | Women's 200m Butterfly | 34 | Final |
| | 19:23 | Women's 50m Freestyle | 35 | Medals Ceremony |
| | 19:31 | Men's 50m Freestyle | 33 | Medals Ceremony |
| | 19:39 | Men's 400m Individual Medley | 38 | Final |
| | 19:48 | Women's 50m Breaststroke | 32 | Medals Ceremony |
| | 19:56 | Women's 200m Butterfly | 34 | Medals Ceremony |
| | 20:04 | Women's 400m Freestyle | 37 | Final |
| | 20:13 | Men's 400m Individual Medley | 38 | Medals Ceremony |
| | 20:21 | Women's 4x100m Medley Relay | 39 | Final |
| | 20:30 | Men's 4x100m Medley Relay | 40 | Final |
| | 20:39 | Women's 400m Freestyle | 37 | Medals Ceremony |
| | 20:47 | Women's 4x100m Medley Relay | 39 | Medals Ceremony |
| 20:55 | Men's 4x100m Medley Relay | 40 | Medals Ceremony | |

Note:
Schedule is subject to change



DAILY SCHEDULE
每日賽程

| Session | Start Time | Event | Event No. | Phase |
|---------|------------|----------------------------------|-----------|-----------------|
| Morning | 06:00 | Men's Marathon Swimming (10km) | 42 | Final |
| | 06:15 | Women's Marathon Swimming (10km) | 41 | Final |
| | 08:30 | Men's Marathon Swimming (10km) | 42 | Medals Ceremony |
| | 08:45 | Women's Marathon Swimming (10km) | 41 | Medals Ceremony |

Note:
Schedule is subject to change



OFFICIAL COMMUNICATION

大會公告

Marathon Swimming events reschedule

Item: 3

Starting Times for both Men's and Women's Event moved forward to 06:00 and 06:15

In order to provide the optimum water and air temperatures for swimmers, the start times for the Marathon Swimming events on Sunday 27 August have been moved forward to 06:00(Men) and 06:15 (Women). The village canteen will open at 03:30 AM, transportation has also been adjusted to enable athletes and team staff to reach the venue on time. The start times for the training days (25-26/08/17) has been brought forward to start at 7 AM, enabling athletes to prepare at a similar times to racing. Buses will be available to the training venue at 06:30 and 07:30.

Issued by: Tom Baster - Technical Delegated

This decision affects:

RESULTS

Time: 20:51

SCHEDULE

Date: 24 AUG 2017

OTHER

| |
|---|
| |
| X |
| |



TAIPEI 2017
29th SUMMER UNIVERSIADE



SWIMMING
游泳



RECORDS BROKEN BY EVENT As of 26 AUG 2017

破紀錄賽事

| Event | | Name | NUSF Code | Time | Record Type |
|--------------------------------|--------|----------------------------|-----------|----------|-------------|
| Women's 200m Freestyle | Final | HAUGHEY Siobhan Bernadette | HKG | 1:56.71 | UR |
| Women's 400m Freestyle | Final | KOEHLER Sarah | GER | 4:03.96 | UR |
| Women's 800m Freestyle | Final | QUADARELLA Simona | ITA | 8:20.54 | UR |
| Women's 1500m Freestyle | Final | QUADARELLA Simona | ITA | 15:57.90 | UR |
| Women's 200m Individual Medley | Final | OHASHI Yui | JPN | 2:10.03 | UR |
| Women's 400m Individual Medley | Final | OHASHI Yui | JPN | 4:34.40 | UR |
| Men's 400m Freestyle | Final | ROMANCHUK Mykhailo | UKR | 3:45.96 | UR |
| Men's 800m Freestyle | Final | PALTRINIERI Gregorio | ITA | 7:45.76 | UR |
| Men's 1500m Freestyle | Final | PALTRINIERI Gregorio | ITA | 14:47.75 | UR |
| Men's 50m Butterfly | Final | GOVOROV Andrii | UKR | 22.90 | UR |
| Men's 200m Butterfly | Final | HOROMURA Nao | JPN | 1:53.90 | UR |
| Men's 200m Breaststroke | Heat 6 | WILSON Andrew Lawrence | USA | 2:08.37 | UR |
| Men's 200m Individual Medley | Final | HAGINO Kosuke | JPN | 1:57.35 | UR |
| Men's 400m Individual Medley | Final | SETO Daiya | JPN | 4:11.98 | UR |

Legend:
UR Universiade Record





TAIPEI 2017
29th SUMMER UNIVERSIADE



SWIMMING
游泳



MEDALLISTS BY EVENT As of 27 AUG 2017

各項目獎牌得主

AFTER 42 OF 42 EVENTS

| Event | Date | Medal | Name | NUSF Code |
|--------------------------------|-------------|--------|--|-----------|
| Men's 400m Freestyle | 20 AUG 2017 | GOLD | ROMANCHUK Mykhailo | UKR |
| | | SILVER | LELLIOTT Jay Steven John | GBR |
| | | BRONZE | SHOULTS Grant Myers | USA |
| Women's 400m Individual Medley | 20 AUG 2017 | GOLD | OHASHI Yui | JPN |
| | | SILVER | MCHUGH Allyson Jane | USA |
| | | BRONZE | KIM Seoyeong | KOR |
| Women's 4x100m Freestyle Relay | 20 AUG 2017 | GOLD | SAVARD Katerine KEIRE Jacqueline FOURNIER Sarah ZEVNIK Alexia | CAN |
| | | SILVER | KAMENEVA Mariia LAPSHINA Polina GUZHENKOVA Anastasia OPENYSHEVA Arina | RUS |
| | | BRONZE | BALDWIN Caroline Grace RASMUS Claire Elizabet KONOPKA Katrina Marie BURCHILL Veronica | USA |
| Men's 4x100m Freestyle Relay | 20 AUG 2017 | GOLD | ROONEY Maxime Pholien HELD Ryan Joseph RESS Justin Andrew LYNCH Justin Joseph | USA |
| | | SILVER | ZAZZERI Lorenzo VENDRAME Ivano DI GIORGIO Alex MIRESSI Alessandro | ITA |
| | | BRONZE | VEKOVISHCHEV Mikhail ARBUZOV Andrey FESIKOV Sergei KOROLEV Nikita | RUS |
| Women's 50m Butterfly | 21 AUG 2017 | GOLD | SCHMIDTKE Aliena | GER |
| | | SILVER | DI LIDDO Elena | ITA |
| | | BRONZE | HIRAYAMA Yukina | JPN |
| Men's 100m Backstroke | 21 AUG 2017 | GOLD | RESS Justin Andrew | USA |
| | | SILVER | HAGINO Kosuke | JPN |
| | | BRONZE | RAPSYS Danas | LTU |
| Men's 100m Breaststroke | 21 AUG 2017 | GOLD | SHYMANOVICH Ilya | BLR |
| | | GOLD | WILSON Andrew Lawrence | USA |
| | | BRONZE | BALANDIN Dmitriy | KAZ |
| Women's 200m Backstroke | 21 AUG 2017 | GOLD | WHITTAKER Sian Monique | AUS |
| | | SILVER | ZEVNIK Alexia | CAN |
| | | BRONZE | ALEXANDER Bridgette Kylea | USA |
| Men's 50m Butterfly | 21 AUG 2017 | GOLD | GOVOROV Andrii | UKR |
| | | SILVER | ZHILKIN Andrey | RUS |
| | | BRONZE | DE SOUZA MARTINS Henrique | BRA |
| | | BRONZE | KHLOPTSOV Andrii | UKR |
| Men's 200m Freestyle | 22 AUG 2017 | GOLD | RAPSYS Danas | LTU |
| | | SILVER | MAJCHRZAK Kacper Krystian | POL |





TAIPEI 2017
29th SUMMER UNIVERSIADE



SWIMMING

游泳




MEDALLISTS BY EVENT As of 27 AUG 2017

各項目獎牌得主

AFTER 42 OF 42 EVENTS

| Event | Date | Medal | Name | NUSF Code |
|--------------------------------|-------------|--------|--|-----------|
| Men's 200m Freestyle | 22 AUG 2017 | BRONZE | VEKOVISHCHEV Mikhail | RUS |
| Women's 100m Breaststroke | 22 AUG 2017 | GOLD | WATANABE Kanako | JPN |
| | | SILVER | AOKI Reona | JPN |
| | | BRONZE | COTTRELL Andrea Marie | USA |
| Men's 200m Individual Medley | 22 AUG 2017 | GOLD | HAGINO Kosuke | JPN |
| | | SILVER | SETO Daiya | JPN |
| | | BRONZE | LITCHFIELD Joe Richard | GBR |
| Women's 100m Freestyle | 22 AUG 2017 | GOLD | HAUGHEY Siobhan Bernadette | HKG |
| | | SILVER | KAMENEVA Mariia | RUS |
| | | BRONZE | OPENYSHEVA Arina | RUS |
| Men's 1500m Freestyle | 22 AUG 2017 | GOLD | PALTRINIERI Gregorio | ITA |
| | | SILVER | ROMANCHUK Mykhailo | UKR |
| | | BRONZE | GYURTA Gergely | HUN |
| Men's 200m Butterfly | 23 AUG 2017 | GOLD | HOROMURA Nao | JPN |
| | | SILVER | SETO Daiya | JPN |
| | | BRONZE | BICZO Bence | HUN |
| Women's 200m Individual Medley | 23 AUG 2017 | GOLD | OHASHI Yui | JPN |
| | | SILVER | EASTIN Ella Frances | USA |
| | | BRONZE | KIM Seoyeong | KOR |
| Men's 200m Breaststroke | 23 AUG 2017 | GOLD | WILSON Andrew Lawrence | USA |
| | | SILVER | BALANDIN Dmitriy | KAZ |
| | | BRONZE | GADIROV Rustam | RUS |
| Women's 100m Backstroke | 23 AUG 2017 | GOLD | WHITTAKER Sian Monique | AUS |
| | | SILVER | STEVENS Hannah Elizabet | USA |
| | | BRONZE | KONISHI Anna | JPN |
| Men's 50m Backstroke | 23 AUG 2017 | GOLD | RYAN Shane Patrick | IRL |
| | | SILVER | RESS Justin Andrew | USA |
| | | BRONZE | WON Youngjun | KOR |
| Women's 1500m Freestyle | 23 AUG 2017 | GOLD | QUADARELLA Simona | ITA |
| | | SILVER | KOEHLER Sarah | GER |
| | | BRONZE | MOORE Hannah Mc Namar | USA |
| Women's 4x200m Freestyle Relay | 23 AUG 2017 | GOLD | GUZHENKOVA Anastasia SALAMATINA Valeriia BAKLAKOVA Mariia OPENYSHEVA Arina | RUS |
| | | SILVER | RASMUS Claire Elizabet DRABOT Katherine Grace MC LAUGHLIN Kathryn Ann EASTIN Ella Frances | USA |
| | | BRONZE | IGARASHI Chihiro OMOTO Rika TSUYUUCHI Wakaba OHASHI Yui | JPN |
| Women's 200m Breaststroke | 24 AUG 2017 | GOLD | WATANABE Kanako | JPN |
| | | SILVER | SCHOENMAKER Tatjana Renske | RSA |
| | | BRONZE | TEMNIKOVA Mariia | RUS |
| Men's 100m Freestyle | 24 AUG 2017 | GOLD | HELD Ryan Joseph | USA |
| | | SILVER | MAJCHRZAK Kacper Krystian | POL |





TAIPEI 2017
29th SUMMER UNIVERSIADE



SWIMMING
游泳



MEDALLISTS BY EVENT As of 27 AUG 2017

各項目獎牌得主

AFTER 42 OF 42 EVENTS

| Event | Date | Medal | Name | NUSF Code |
|------------------------------|-------------|--------|---|-----------|
| Men's 100m Freestyle | 24 AUG 2017 | BRONZE | NAKAMURA Katsumi | JPN |
| Women's 100m Butterfly | 24 AUG 2017 | GOLD | MOFFITT Hellen Stewart | USA |
| | | SILVER | DI LIDDO Elena | ITA |
| | | BRONZE | KELLY Rachael Elizabe | GBR |
| Men's 800m Freestyle | 24 AUG 2017 | GOLD | PALTRINIERI Gregorio | ITA |
| | | SILVER | ROMANCHUK Mykhailo | UKR |
| | | BRONZE | FROLOV Sergii | UKR |
| Men's 200m Backstroke | 25 AUG 2017 | GOLD | RAPSYS Danas | LTU |
| | | SILVER | KATZ Austin Matthew | USA |
| | | BRONZE | LARIN Roman | RUS |
| Women's 200m Freestyle | 25 AUG 2017 | GOLD | HAUGHEY Siobhan Bernadette | HKG |
| | | SILVER | DRABOT Katherine Grace | USA |
| | | BRONZE | OPENYSHEVA Arina | RUS |
| Men's 100m Butterfly | 25 AUG 2017 | GOLD | SADOVNIKOV Aleksandr | RUS |
| | | SILVER | KHLOPTSOV Andrii | UKR |
| | | BRONZE | DE SOUZA MARTINS Henrique | BRA |
| Women's 50m Backstroke | 25 AUG 2017 | GOLD | TOUSSAINT Kira Marije | NED |
| | | GOLD | DE LOOF Alexandra Marga | USA |
| | | BRONZE | STEVENS Hannah Elizabet | USA |
| Men's 50m Breaststroke | 25 AUG 2017 | GOLD | SHYMANOVICH Ilya | BLR |
| | | SILVER | SKAGIUS Erik Johannes | SWE |
| | | BRONZE | SCHWINGENSCHLOEGL Fabian | GER |
| Women's 800m Freestyle | 25 AUG 2017 | GOLD | QUADARELLA Simona | ITA |
| | | SILVER | KOEHLER Sarah | GER |
| | | BRONZE | EVANS Joanna Lynn | BAH |
| Men's 4x200m Freestyle Relay | 25 AUG 2017 | GOLD | MATSUMOTO Katsuhiko SAKATA Reo KOBORI Yuki HAGINO Kosuke | JPN |
| | | SILVER | D'ARRIGO Andrea Mitchell ROONEY Maxime Pholien SHOULTS Grant Myers ROBERTS Jonathan Richar | USA |
| | | BRONZE | ANDRUSENKO Viacheslav STEPANOV Elisei MAKSUMOV Ernest VEKOVISHCHEV Mikhail | RUS |
| Women's 50m Breaststroke | 26 AUG 2017 | GOLD | COTTRELL Andrea Marie | USA |
| | | SILVER | PICKETT Leiston Jane | AUS |
| | | BRONZE | ERIKSSON Jessica Marita | SWE |
| | | BRONZE | LIVER Mariia | UKR |
| Men's 50m Freestyle | 26 AUG 2017 | GOLD | LIUKKONEN Ari Pekka | FIN |
| | | SILVER | AMARAL DUARTE GAROF Italo Manzine | BRA |
| | | SILVER | NAKAMURA Katsumi | JPN |
| Women's 200m Butterfly | 26 AUG 2017 | GOLD | EASTIN Ella Frances | USA |
| | | SILVER | VAN BERKEL Martina Eva | SUI |
| | | BRONZE | USTUNDAG Nida Eliz | TUR |
| Women's 50m Freestyle | 26 AUG 2017 | GOLD | BALDWIN Caroline Grace | USA |





MEDALLISTS BY EVENT As of 27 AUG 2017

各項目獎牌得主

AFTER 42 OF 42 EVENTS

| Event | Date | Medal | Name | NUSF Code |
|----------------------------------|-------------|--------|--|-----------|
| Women's 50m Freestyle | 26 AUG 2017 | SILVER | KAMENEVA Mariia | RUS |
| | | BRONZE | KONOPKA Katrina Marie | USA |
| Women's 400m Freestyle | 26 AUG 2017 | GOLD | KOEHLER Sarah | GER |
| | | SILVER | EVANS Joanna Lynn | BAH |
| | | BRONZE | SCHMIDT Sierra Kai | USA |
| Men's 400m Individual Medley | 26 AUG 2017 | GOLD | SETO Daiya | JPN |
| | | SILVER | HAGINO Kosuke | JPN |
| | | BRONZE | OSIPENKO Aleksandr | RUS |
| Women's 4x100m Medley Relay | 26 AUG 2017 | GOLD | KONISHI Anna WATANABE Kanako HIRAYAMA Yukina IGARASHI Chihiro | JPN |
| | | SILVER | STEVENS Hannah Elizabet COTTRELL Andrea Marie MOFFITT Hellen Stewart BALDWIN Caroline Grace | USA |
| | | BRONZE | ZOFKOVA Carlotta VERONA Giulia DI LIDDO Elena PEZZATO Aglaia | ITA |
| Men's 4x100m Medley Relay | 26 AUG 2017 | GOLD | RESS Justin Andrew WILSON Andrew Lawrence LYNCH Justin Joseph HELD Ryan Joseph | USA |
| | | SILVER | LARIN Roman GADIROV Rustam SADOVNIKOV Aleksandr VEKOVISHCHEV Mikhail | RUS |
| | | BRONZE | HAGINO Kosuke MORI Mamoru KOBORI Yuki NAKAMURA Katsumi | JPN |
| Women's Marathon Swimming (10km) | 27 AUG 2017 | GOLD | OLASZ Anna | HUN |
| | | SILVER | GABRIELLESCHI Giulia | ITA |
| | | BRONZE | FURST Adeline | FRA |
| Men's Marathon Swimming (10km) | 27 AUG 2017 | GOLD | PALTRINIERI Gregorio | ITA |
| | | SILVER | MEISSNER Soeren Detlef | GER |
| | | BRONZE | PIELOWSKI Krzysztof Pawel | POL |



TAIPEI 2017
29th SUMMER UNIVERSIADE



SWIMMING
游泳



MEDAL STANDINGS As of 27 AUG 2017

獎牌排行榜

AFTER 42 OF 42 EVENTS

| Rank | NUSF | Men | | | | Women | | | | Total | | | | Rank by Total |
|---------------|-------------------------------------|-----------|-----------|-----------|-----------|-----------|-----------|-----------|-----------|-----------|-----------|-----------|------------|---------------|
| | | G | S | B | Tot | G | S | B | Tot | G | S | B | Tot | |
| 1 | USA - United States of America | 6 | 3 | 1 | 10 | 5 | 6 | 7 | 18 | 11 | 9 | 8 | 28 | 1 |
| 2 | JPN - Japan | 4 | 5 | 2 | 11 | 5 | 1 | 3 | 9 | 9 | 6 | 5 | 20 | 2 |
| 3 | ITA - Italy | 3 | 1 | | 4 | 2 | 3 | 1 | 6 | 5 | 4 | 1 | 10 | 4 |
| 4 | RUS - Russian Federation | 1 | 2 | 6 | 9 | 1 | 3 | 3 | 7 | 2 | 5 | 9 | 16 | 3 |
| 5 | UKR - Ukraine | 2 | 3 | 2 | 7 | | | 1 | 1 | 2 | 3 | 3 | 8 | 5 |
| 6 | GER - Germany | | 1 | 1 | 2 | 2 | 2 | | 4 | 2 | 3 | 1 | 6 | 6 |
| 7 | AUS - Australia | | | | | 2 | 1 | | 3 | 2 | 1 | | 3 | =7 |
| 8 | LTU - Lithuania | 2 | | 1 | 3 | | | | | 2 | | 1 | 3 | =7 |
| 9 | BLR - Belarus | 2 | | | 2 | | | | | 2 | | | 2 | =14 |
| 9 | HKG - Hong Kong, China | | | | | 2 | | | 2 | 2 | | | 2 | =14 |
| 11 | CAN - Canada | | | | | 1 | 1 | | 2 | 1 | 1 | | 2 | =14 |
| 12 | HUN - Hungary | | | 2 | 2 | 1 | | | 1 | 1 | | 2 | 3 | =7 |
| 13 | FIN - Finland | 1 | | | 1 | | | | | 1 | | | 1 | =20 |
| 13 | IRL - Ireland | 1 | | | 1 | | | | | 1 | | | 1 | =20 |
| 13 | NED - Netherlands | | | | | 1 | | | 1 | 1 | | | 1 | =20 |
| 16 | POL - Poland | | 2 | 1 | 3 | | | | | | 2 | 1 | 3 | =7 |
| 17 | BRA - Brazil | | 1 | 2 | 3 | | | | | | 1 | 2 | 3 | =7 |
| 17 | GBR - United Kingdom of G.B. & N.I. | | 1 | 1 | 2 | | | 1 | 1 | | 1 | 2 | 3 | =7 |
| 19 | BAH - Bahamas | | | | | | 1 | 1 | 2 | | 1 | 1 | 2 | =14 |
| 19 | KAZ - Kazakhstan | | 1 | 1 | 2 | | | | | | 1 | 1 | 2 | =14 |
| 19 | SWE - Sweden | | 1 | | 1 | | | 1 | 1 | | 1 | 1 | 2 | =14 |
| 22 | RSA - South Africa | | | | | | 1 | | 1 | | 1 | | 1 | =20 |
| 22 | SUI - Switzerland | | | | | | 1 | | 1 | | 1 | | 1 | =20 |
| 24 | KOR - Republic of Korea | | | 1 | 1 | | | 2 | 2 | | | 3 | 3 | =7 |
| 25 | FRA - France | | | | | | | 1 | 1 | | | 1 | 1 | =20 |
| 25 | TUR - Turkey | | | | | | | 1 | 1 | | | 1 | 1 | =20 |
| Total: | | 22 | 21 | 21 | 64 | 22 | 20 | 22 | 64 | 44 | 41 | 43 | 128 | |

Legend:

= Equal sign indicates that two or more NUSFs share the same rank by total

Tot Total

B Bronze **G** Gold **S** Silver





TAIPEI 2017
29th SUMMER UNIVERSIADE

SWIMMING
游泳



MULTI-MEDALLISTS As of 27 AUG 2017

| Rank | Name | NUSF Code | Event | Medal | Total No. of Medals |
|------|----------------------------|-----------|--------------------------------|--------|---------------------|
| 1 | RESS Justin Andrew | USA | Men's 100m Backstroke | GOLD | 4 |
| | | | Men's 4x100m Freestyle Relay | GOLD | |
| | | | Men's 4x100m Medley Relay | GOLD | |
| | | | Men's 50m Backstroke | SILVER | |
| 2 | HELD Ryan Joseph | USA | Men's 4x100m Freestyle Relay | GOLD | 3 |
| | | | Men's 100m Freestyle | GOLD | |
| | | | Men's 4x100m Medley Relay | GOLD | |
| 2 | PALTRINIERI Gregorio | ITA | Men's 1500m Freestyle | GOLD | 3 |
| | | | Men's 800m Freestyle | GOLD | |
| | | | Men's Marathon Swimming (10km) | GOLD | |
| 2 | WATANABE Kanako | JPN | Women's 100m Breaststroke | GOLD | 3 |
| | | | Women's 200m Breaststroke | GOLD | |
| | | | Women's 4x100m Medley Relay | GOLD | |
| 2 | WILSON Andrew Lawrence | USA | Men's 100m Breaststroke | GOLD | 3 |
| | | | Men's 200m Breaststroke | GOLD | |
| | | | Men's 4x100m Medley Relay | GOLD | |
| 6 | HAGINO Kosuke | JPN | Men's 200m Individual Medley | GOLD | 5 |
| | | | Men's 4x200m Freestyle Relay | GOLD | |
| | | | Men's 100m Backstroke | SILVER | |
| | | | Men's 400m Individual Medley | SILVER | |
| 7 | OHASHI Yui | JPN | Women's 400m Individual Medley | GOLD | 3 |
| | | | Women's 200m Individual Medley | GOLD | |
| | | | Women's 4x200m Freestyle Relay | BRONZE | |
| 7 | RAPSYS Danas | LTU | Men's 200m Freestyle | GOLD | 3 |
| | | | Men's 200m Backstroke | GOLD | |
| | | | Men's 100m Backstroke | BRONZE | |
| 9 | HAUGHEY Siobhan Bernadette | HKG | Women's 100m Freestyle | GOLD | 2 |
| | | | Women's 200m Freestyle | GOLD | |
| 9 | LYNCH Justin Joseph | USA | Men's 4x100m Freestyle Relay | GOLD | 2 |
| | | | Men's 4x100m Medley Relay | GOLD | |
| 9 | QUADARELLA Simona | ITA | Women's 1500m Freestyle | GOLD | 2 |
| | | | Women's 800m Freestyle | GOLD | |
| 9 | SHYMANOVICH Ilya | BLR | Men's 100m Breaststroke | GOLD | 2 |
| | | | Men's 50m Breaststroke | GOLD | |
| 9 | WHITTAKER Sian Monique | AUS | Women's 200m Backstroke | GOLD | 2 |
| | | | Women's 100m Backstroke | GOLD | |
| 14 | EASTIN Ella Frances | USA | Women's 200m Butterfly | GOLD | 3 |
| | | | Women's 200m Individual Medley | SILVER | |
| | | | Women's 4x200m Freestyle Relay | SILVER | |
| 14 | KOEHLER Sarah | GER | Women's 400m Freestyle | GOLD | 3 |
| | | | Women's 1500m Freestyle | SILVER | |
| | | | Women's 800m Freestyle | SILVER | |
| 14 | ROMANCHUK Mykhailo | UKR | Men's 400m Freestyle | GOLD | 3 |
| | | | Men's 1500m Freestyle | SILVER | |
| | | | Men's 800m Freestyle | SILVER | |
| 14 | SETO Daiya | JPN | Men's 400m Individual Medley | GOLD | 3 |
| | | | Men's 200m Individual Medley | SILVER | |
| | | | Men's 200m Butterfly | SILVER | |





TAIPEI 2017
29th SUMMER UNIVERSIADE



SWIMMING

游泳



MULTI-MEDALLISTS As of 27 AUG 2017

| Rank | Name | NUSF Code | Event | Medal | Total No. of Medals |
|------|---------------------------|-----------|--------------------------------|--------|---------------------|
| 18 | OPENYSHEVA Arina | RUS | Women's 4x200m Freestyle Relay | GOLD | 4 |
| | | | Women's 4x100m Freestyle Relay | SILVER | |
| | | | Women's 100m Freestyle | BRONZE | |
| | | | Women's 200m Freestyle | BRONZE | |
| 19 | BALDWIN Caroline Grace | USA | Women's 50m Freestyle | GOLD | 3 |
| | | | Women's 4x100m Medley Relay | SILVER | |
| | | | Women's 4x100m Freestyle Relay | BRONZE | |
| 19 | COTTRELL Andrea Marie | USA | Women's 50m Breaststroke | GOLD | 3 |
| | | | Women's 4x100m Medley Relay | SILVER | |
| | | | Women's 100m Breaststroke | BRONZE | |
| 21 | GUZHENKOVA Anastasia | RUS | Women's 4x200m Freestyle Relay | GOLD | 2 |
| | | | Women's 4x100m Freestyle Relay | SILVER | |
| 21 | MOFFITT Hellen Stewart | USA | Women's 100m Butterfly | GOLD | 2 |
| | | | Women's 4x100m Medley Relay | SILVER | |
| 21 | ROONEY Maxime Pholien | USA | Men's 4x100m Freestyle Relay | GOLD | 2 |
| | | | Men's 4x200m Freestyle Relay | SILVER | |
| 21 | SADOVNIKOV Aleksandr | RUS | Men's 100m Butterfly | GOLD | 2 |
| | | | Men's 4x100m Medley Relay | SILVER | |
| 21 | ZEVNIK Alexia | CAN | Women's 4x100m Freestyle Relay | GOLD | 2 |
| | | | Women's 200m Backstroke | SILVER | |
| 26 | HIRAYAMA Yukina | JPN | Women's 4x100m Medley Relay | GOLD | 2 |
| | | | Women's 50m Butterfly | BRONZE | |
| 26 | IGARASHI Chihiro | JPN | Women's 4x100m Medley Relay | GOLD | 2 |
| | | | Women's 4x200m Freestyle Relay | BRONZE | |
| 26 | KOBORI Yuki | JPN | Men's 4x200m Freestyle Relay | GOLD | 2 |
| | | | Men's 4x100m Medley Relay | BRONZE | |
| 26 | KONISHI Anna | JPN | Women's 4x100m Medley Relay | GOLD | 2 |
| | | | Women's 100m Backstroke | BRONZE | |
| 30 | KAMENEVA Mariia | RUS | Women's 4x100m Freestyle Relay | SILVER | 3 |
| | | | Women's 100m Freestyle | SILVER | |
| | | | Women's 50m Freestyle | SILVER | |
| 31 | DI LIDDO Elena | ITA | Women's 50m Butterfly | SILVER | 3 |
| | | | Women's 100m Butterfly | SILVER | |
| | | | Women's 4x100m Medley Relay | BRONZE | |
| 31 | STEVENS Hannah Elizabet | USA | Women's 100m Backstroke | SILVER | 3 |
| | | | Women's 4x100m Medley Relay | SILVER | |
| | | | Women's 50m Backstroke | BRONZE | |
| 33 | DRABOT Katherine Grace | USA | Women's 4x200m Freestyle Relay | SILVER | 2 |
| | | | Women's 200m Freestyle | SILVER | |
| 33 | MAJCHRZAK Kacper Krystian | POL | Men's 200m Freestyle | SILVER | 2 |
| | | | Men's 100m Freestyle | SILVER | |
| 35 | VEKOVISHCHEV Mikhail | RUS | Men's 4x100m Medley Relay | SILVER | 4 |
| | | | Men's 4x100m Freestyle Relay | BRONZE | |
| | | | Men's 200m Freestyle | BRONZE | |
| | | | Men's 4x200m Freestyle Relay | BRONZE | |
| 36 | NAKAMURA Katsumi | JPN | Men's 50m Freestyle | SILVER | 3 |
| | | | Men's 100m Freestyle | BRONZE | |
| | | | Men's 4x100m Medley Relay | BRONZE | |
| 37 | BALANDIN Dmitriy | KAZ | Men's 200m Breaststroke | SILVER | 2 |
| | | | Men's 100m Breaststroke | BRONZE | |





MULTI-MEDALLISTS As of 27 AUG 2017

| Rank | Name | NUSF Code | Event | Medal | Total No. of Medals |
|------|---------------------------|-----------|--------------------------------|--------|---------------------|
| 37 | EVANS Joanna Lynn | BAH | Women's 400m Freestyle | SILVER | 2 |
| | | | Women's 800m Freestyle | BRONZE | |
| 37 | GADIROV Rustam | RUS | Men's 4x100m Medley Relay | SILVER | 2 |
| | | | Men's 200m Breaststroke | BRONZE | |
| 37 | KHLOPTSOV Andrii | UKR | Men's 100m Butterfly | SILVER | 2 |
| | | | Men's 50m Butterfly | BRONZE | |
| 37 | LARIN Roman | RUS | Men's 4x100m Medley Relay | SILVER | 2 |
| | | | Men's 200m Backstroke | BRONZE | |
| 37 | RASMUS Claire Elizabet | USA | Women's 4x200m Freestyle Relay | SILVER | 2 |
| | | | Women's 4x100m Freestyle Relay | BRONZE | |
| 37 | SHOULTS Grant Myers | USA | Men's 4x200m Freestyle Relay | SILVER | 2 |
| | | | Men's 400m Freestyle | BRONZE | |
| 44 | DE SOUZA MARTINS Henrique | BRA | Men's 50m Butterfly | BRONZE | 2 |
| | | | Men's 100m Butterfly | BRONZE | |
| 44 | KIM Seoyeong | KOR | Women's 400m Individual Medley | BRONZE | 2 |
| | | | Women's 200m Individual Medley | BRONZE | |
| 44 | KONOPKA Katrina Marie | USA | Women's 4x100m Freestyle Relay | BRONZE | 2 |
| | | | Women's 50m Freestyle | BRONZE | |




RESULT BOOK

29TH Summer Universiade Taipei 2017



Swimming

Men's 400m Individual
Medley





MEDALLISTS

獎牌得主

| Medal | Name | NUSF |
|--------|--------------------|--------------------------|
| GOLD | SETO Daiya | JPN - Japan |
| SILVER | HAGINO Kosuke | JPN - Japan |
| BRONZE | OSIPENKO Aleksandr | RUS - Russian Federation |



START LIST

出場名單

| | Record | Name | NUSF Code | Location | Date |
|----|---------|----------------|-----------|---------------|-------------|
| WR | 4:03.84 | PHELPS MICHAEL | USA | BEIJING (CHN) | 10 AUG 2008 |
| UR | 4:12.00 | WEISS MICHAEL | USA | KAZAN (RUS) | 16 JUL 2013 |

Final

Event No. 38

| Lane | Name | NUSF Code | Date of Birth | Qualifying Time | Time | Rank |
|------|-------------------------|-----------|---------------|-----------------|------|------|
| 1 | PAULSSON Adam Lennart | SWE | 14 MAR 1995 | 4:18.81 | | |
| 2 | GRIESHOP Sean Thomas | USA | 23 NOV 1998 | 4:18.56 | | |
| 3 | GYURTA Gergely | HUN | 12 SEP 1991 | 4:18.06 | | |
| 4 | OSIPENKO Aleksandr | RUS | 12 MAR 1995 | 4:17.63 | | |
| 5 | SETO Daiya | JPN | 24 MAY 1994 | 4:17.71 | | |
| 6 | SZWEDZKI Dawid Marek | POL | 18 APR 1994 | 4:18.43 | | |
| 7 | HAGINO Kosuke | JPN | 15 AUG 1994 | 4:18.64 | | |
| 8 | ROBERTS Jonathan Richar | USA | 08 SEP 1995 | 4:18.82 | | |

Reserves

| Name | NUSF Code | Date of Birth | Qualifying Time | Time | Rank |
|------------------------|-----------|---------------|-----------------|------|------|
| COTE Tristan | CAN | 14 DEC 1995 | 4:21.29 | | |
| LITCHFIELD Joe Richard | GBR | 08 JUL 1998 | 4:22.09 | | |

Note:

Consult competition schedule in INFO for heat start times

Legend:

UR Universiade Record WR World record



START LIST

出場名單

| | Record | Name | NUSF Code | Location | Date |
|----|---------|----------------|-----------|---------------|-------------|
| WR | 4:03.84 | PHELPS MICHAEL | USA | BEIJING (CHN) | 10 AUG 2008 |
| UR | 4:12.00 | WEISS MICHAEL | USA | KAZAN (RUS) | 16 JUL 2013 |

Heat 1 of 5

Event No. 38

| Lane | Name | NUSF Code | Date of Birth | Qualifying Time | Time | Rank |
|------|------------------------------|-----------|---------------|-----------------|------|------|
| 3 | NAVA MIRANDA Enrique Fernand | BOL | 13 JUL 1992 | 5:10.50 | | |
| 4 | GHOSN Anthony | LBN | 31 JUL 1996 | 4:38.68 | | |
| 5 | ASSI Sherif | LBN | 03 MAY 1997 | 4:45.69 | | |

Heat 2 of 5

| Lane | Name | NUSF Code | Date of Birth | Qualifying Time | Time | Rank |
|------|------------------------------|-----------|---------------|-----------------|------|------|
| 2 | VUORELA Teemu Richard | FIN | 24 MAR 1994 | 4:37.20 | | |
| 3 | MILLIGAN Alex Stewart Da | AUS | 23 JAN 1998 | 4:31.09 | | |
| 4 | KIM Jaewoo | KOR | 15 OCT 1995 | 4:29.26 | | |
| 5 | PIIROINEN Eetu Mikael | FIN | 03 OCT 1995 | 4:30.72 | | |
| 6 | QUIROZ UTEAU Felipe Martin | CHI | 13 OCT 1995 | 4:35.45 | | |
| 7 | GUNADI PUTRA Satrio Bagaskar | INA | 12 DEC 1996 | 4:38.45 | | |

Heat 3 of 5

| Lane | Name | NUSF Code | Date of Birth | Qualifying Time | Time | Rank |
|------|-------------------------|-----------|---------------|-----------------|------|------|
| 1 | DAL Thomas | BEL | 13 JUL 1997 | 4:24.37 | | |
| 2 | KNIPPING Arjan Antonius | NED | 01 AUG 1994 | 4:23.52 | | |
| 3 | FOSSI Claudio | ITA | 21 AUG 1989 | 4:23.45 | | |
| 4 | RUVALCABA CRUZ Hector | MEX | 26 JUN 1997 | 4:22.87 | | |
| 5 | CHO Cheng Chi | TPE | 21 OCT 1998 | 4:22.93 | | |
| 6 | WEN Ren Hau | TPE | 16 JUL 1998 | 4:23.51 | | |
| 7 | LOPES Gabriel | POR | 15 MAY 1997 | 4:23.87 | | |
| 8 | FAIR Neil | RSA | 13 JAN 1997 | 4:25.10 | | |

Heat 4 of 5

| Lane | Name | NUSF Code | Date of Birth | Qualifying Time | Time | Rank |
|------|-------------------------|-----------|---------------|-----------------|------|------|
| 1 | SOS Daniel | HUN | 10 AUG 1998 | 4:20.92 | | |
| 2 | REILLY Luke Patrick | CAN | 23 NOV 1995 | 4:18.14 | | |
| 3 | WEDEL Kevin | GER | 05 MAY 1994 | 4:16.63 | | |
| 4 | HAGINO Kosuke | JPN | 15 AUG 1994 | 4:10.45 | | |
| 5 | ROBERTS Jonathan Richar | USA | 08 SEP 1995 | 4:14.93 | | |
| 6 | COTE Tristan | CAN | 14 DEC 1995 | 4:17.40 | | |
| 7 | PAULSSON Adam Lennart | SWE | 14 MAR 1995 | 4:19.71 | | |
| 8 | LULEK William Robert | SWE | 23 MAY 1998 | 4:22.76 | | |



START LIST

出場名單

| | Record | Name | NUSF Code | Location | Date |
|-----------|---------|----------------|-----------|---------------|-------------|
| WR | 4:03.84 | PHELPS MICHAEL | USA | BEIJING (CHN) | 10 AUG 2008 |
| UR | 4:12.00 | WEISS MICHAEL | USA | KAZAN (RUS) | 16 JUL 2013 |

Heat 5 of 5

| Lane | Name | NUSF Code | Date of Birth | Qualifying Time | Time | Rank |
|------|------------------------|-----------|---------------|-----------------|------|------|
| 1 | SORRISO Giovanni | ITA | 06 OCT 1992 | 4:20.84 | | |
| 2 | SZWEDZKI Dawid Marek | POL | 18 APR 1994 | 4:17.88 | | |
| 3 | GRIESHOP Sean Thomas | USA | 23 NOV 1998 | 4:16.05 | | |
| 4 | SETO Daiya | JPN | 24 MAY 1994 | 4:10.44 | | |
| 5 | GYURTA Gergely | HUN | 12 SEP 1991 | 4:12.81 | | |
| 6 | OSIPENKO Aleksandr | RUS | 12 MAR 1995 | 4:16.88 | | |
| 7 | LITCHFIELD Joe Richard | GBR | 08 JUL 1998 | 4:19.15 | | |
| 8 | ZHILKIN Andrey | RUS | 09 MAR 1995 | 4:21.17 | | |

Note:
Consult competition schedule in INFO for heat start times

Legend:
UR Universiade Record **WR** World record



RESULTS

比賽成績

| | Record | Name | NUSF Code | Location | Date |
|----|---------|----------------|-----------|---------------|-------------|
| WR | 4:03.84 | PHELPS MICHAEL | USA | BEIJING (CHN) | 10 AUG 2008 |
| UR | 4:12.00 | WEISS MICHAEL | USA | KAZAN (RUS) | 16 JUL 2013 |

Heat 1 of 5

Event No. 38

| Rank | Lane | Name | NUSF Code | R.T. | Time | Time Behind |
|------|------|-----------------------|-----------|------|----------------|-------------|
| 1 | 5 | ASSI Sherif | LBN | 0.75 | 4:54.32 | |
| | | 50m (1) 29.32 | | | | |
| | | 100m (1) 1:03.86 | | | | |
| | | 150m (1) 1:43.06 | | | | |
| | | 200m (1) 2:21.07 | | | | |
| | | 250m (1) 3:04.79 | | | | |
| | | 300m (1) 3:47.96 | | | | |
| | | 350m (1) 4:21.55 | | | | |
| | | | | | 32.77 | |
| 2 | 3 | NAVA MIRANDA E | BOL | 0.61 | 5:05.80 | 11.48 |
| | | 50m (3) 31.20 | | | | |
| | | 100m (3) 1:07.14 | | | | |
| | | 150m (3) 1:45.51 | | | | |
| | | 200m (2) 2:24.52 | | | | |
| | | 250m (2) 3:08.78 | | | | |
| | | 300m (2) 3:52.94 | | | | |
| | | 350m (2) 4:30.19 | | | | |
| | | | | | 35.61 | |
| 3 | 4 | GHOSN Anthony | LBN | 0.90 | 5:07.97 | 13.65 |
| | | 50m (2) 30.22 | | | | |
| | | 100m (2) 1:04.51 | | | | |
| | | 150m (2) 1:45.48 | | | | |
| | | 200m (3) 2:25.74 | | | | |
| | | 250m (3) 3:13.60 | | | | |
| | | 300m (3) 3:58.81 | | | | |
| | | 350m (3) 4:35.27 | | | | |
| | | | | | 32.70 | |

Heat 2 of 5

| Rank | Lane | Name | NUSF Code | R.T. | Time | Time Behind |
|------|------|-----------------------------------|-----------|------|----------------|-------------|
| 1 | 4 | KIM Jaewoo | KOR | 0.70 | 4:31.67 | |
| | | 50m (2) 27.83 | | | | |
| | | 100m (2) 1:00.96 | | | | |
| | | 150m (1) 1:36.07 | | | | |
| | | 200m (1) 2:11.24 | | | | |
| | | 250m (1) 2:49.71 | | | | |
| | | 300m (1) 3:30.08 | | | | |
| | | 350m (1) 4:02.41 | | | | |
| | | | | | 29.26 | |
| 2 | 2 | VUORELA Teemu Richard | FIN | 0.69 | 4:39.17 | 7.50 |
| | | 50m (1) 27.64 | | | | |
| | | 100m (1) 1:00.85 | | | | |
| | | 150m (2) 1:36.93 | | | | |
| | | 200m (2) 2:12.86 | | | | |
| | | 250m (2) 2:51.64 | | | | |
| | | 300m (2) 3:31.74 | | | | |
| | | 350m (2) 4:06.33 | | | | |
| | | | | | 32.84 | |
| 3 | 6 | QUIROZ UTEAU Felipe Martin | CHI | 0.68 | 4:39.50 | 7.83 |
| | | 50m (3) 28.99 | | | | |
| | | 100m (4) 1:02.32 | | | | |
| | | 150m (4) 1:39.15 | | | | |
| | | 200m (3) 2:15.15 | | | | |
| | | 250m (4) 2:55.35 | | | | |
| | | 300m (3) 3:36.14 | | | | |
| | | 350m (3) 4:08.52 | | | | |
| | | | | | 30.98 | |
| 4 | 5 | PIIROINEN Eetu Mikael | FIN | 0.75 | 4:41.19 | 9.52 |
| | | 50m (4) 29.00 | | | | |
| | | 100m (3) 1:01.88 | | | | |
| | | 150m (3) 1:38.84 | | | | |
| | | 200m (4) 2:15.18 | | | | |
| | | 250m (3) 2:55.06 | | | | |
| | | 300m (3) 3:36.14 | | | | |
| | | 350m (4) 4:09.68 | | | | |
| | | | | | 31.51 | |
| | 3 | MILLIGAN Alex Stewart Da | AUS | | DNS | |
| | 7 | GUNADI PUTRA S | INA | | DNS | |

Heat 3 of 5

| Rank | Lane | Name | NUSF Code | R.T. | Time | Time Behind |
|------|------|--------------------------------|-----------|------|----------------|-------------|
| 1 | 2 | KNIPPING Arjan Antonius | NED | 0.71 | 4:23.25 | |
| | | 50m (2) 27.64 | | | | |
| | | 100m (3) 59.65 | | | | |
| | | 150m (3) 1:33.77 | | | | |
| | | 200m (2) 2:07.53 | | | | |
| | | 250m (2) 2:44.23 | | | | |
| | | 300m (2) 3:21.01 | | | | |
| | | 350m (1) 3:52.42 | | | | |
| | | | | | 30.83 | |
| 2 | 5 | CHO Cheng Chi | TPE | 0.66 | 4:24.69 | 1.44 |
| | | 50m (5) 28.03 | | | | |
| | | 100m (4) 59.70 | | | | |
| | | 150m (5) 1:34.17 | | | | |
| | | 200m (3) 2:07.54 | | | | |
| | | 250m (4) 2:45.77 | | | | |
| | | 300m (3) 3:24.14 | | | | |
| | | 350m (3) 3:55.85 | | | | |
| | | | | | 28.84 | |
| 3 | 3 | FOSSI Claudio | ITA | 0.71 | 4:24.77 | 1.52 |
| | | 50m (4) 28.01 | | | | |
| | | 100m (4) 59.70 | | | | |
| | | 150m (6) 1:34.65 | | | | |
| | | 200m (5) 2:09.05 | | | | |
| | | 250m (1) 2:44.13 | | | | |
| | | 300m (1) 3:20.55 | | | | |
| | | 350m (2) 3:53.81 | | | | |
| | | | | | 30.96 | |
| 4 | 1 | DAL Thomas | BEL | 0.79 | 4:27.14 | 3.89 |
| | | 50m (3) 27.89 | | | | |
| | | 100m (7) 1:00.40 | | | | |
| | | 150m (7) 1:35.40 | | | | |
| | | 200m (7) 2:10.02 | | | | |
| | | 250m (5) 2:46.52 | | | | |
| | | 300m (4) 3:24.16 | | | | |
| | | 350m (4) 3:56.28 | | | | |
| | | | | | 30.86 | |
| 5 | 8 | FAIR Neil | RSA | 0.67 | 4:28.96 | 5.71 |
| | | 50m (7) 28.24 | | | | |
| | | 100m (6) 1:00.32 | | | | |
| | | 150m (2) 1:33.73 | | | | |
| | | 200m (1) 2:07.04 | | | | |
| | | 250m (3) 2:45.50 | | | | |
| | | 300m (5) 3:24.70 | | | | |
| | | 350m (5) 3:57.44 | | | | |
| | | | | | 31.52 | |
| 6 | 4 | RUVALCABA CRUZ Hector | MEX | 0.72 | 4:29.02 | 5.77 |
| | | 50m (6) 28.16 | | | | |
| | | 100m (1) 59.00 | | | | |
| | | 150m (1) 1:33.40 | | | | |
| | | 200m (4) 2:07.58 | | | | |
| | | 250m (6) 2:46.53 | | | | |
| | | 300m (7) 3:26.35 | | | | |
| | | 350m (6) 3:58.29 | | | | |
| | | | | | 30.73 | |
| 7 | 6 | WEN Ren Hau | TPE | 0.65 | 4:32.80 | 9.55 |
| | | 50m (1) 27.14 | | | | |
| | | 100m (2) 59.25 | | | | |
| | | 150m (4) 1:34.01 | | | | |
| | | 200m (6) 2:09.15 | | | | |
| | | 250m (7) 2:46.76 | | | | |
| | | 300m (6) 3:25.88 | | | | |
| | | 350m (7) 4:00.25 | | | | |
| | | | | | 32.55 | |
| | 7 | LOPES Gabriel | POR | | DNS | |



RESULTS

比賽成績

| | Record | Name | NUSF Code | Location | Date |
|----|---------|----------------|-----------|---------------|-------------|
| WR | 4:03.84 | PHELPS MICHAEL | USA | BEIJING (CHN) | 10 AUG 2008 |
| UR | 4:12.00 | WEISS MICHAEL | USA | KAZAN (RUS) | 16 JUL 2013 |

Heat 4 of 5

| Rank | Lane | Name | NUSF Code | R.T. | Time | Time Behind |
|------|------|-------------------------|-----------|------|---------|-------------|
| 1 | 4 | HAGINO Kosuke | JPN | 0.68 | 4:18.64 | |
| | | 50m (1) 26.40 | | | | |
| | | 100m (2) 57.10 | | | | |
| | | 150m (2) 1:30.29 | | | | |
| | | 200m (2) 2:03.54 | | | | |
| | | 250m (2) 2:40.53 | | | | |
| | | 300m (2) 3:18.41 | | | | |
| | | 350m (2) 3:49.99 | | | | |
| | | | | | | 28.65 |
| 2 | 7 | PAULSSON Adam Lennart | SWE | 0.72 | 4:18.81 | 0.17 |
| | | 50m (6) 28.18 | | | | |
| | | 100m (5) 59.80 | | | | |
| | | 150m (6) 1:35.02 | | | | |
| | | 200m (6) 2:08.75 | | | | |
| | | 250m (4) 2:44.35 | | | | |
| | | 300m (3) 3:20.29 | | | | |
| | | 350m (3) 3:50.27 | | | | |
| | | | | | | 28.54 |
| 3 | 5 | ROBERTS Jonathan Richar | USA | 0.80 | 4:18.82 | 0.18 |
| | | 50m (2) 26.60 | | | | |
| | | 100m (1) 57.03 | | | | |
| | | 150m (1) 1:29.95 | | | | |
| | | 200m (1) 2:01.94 | | | | |
| | | 250m (1) 2:39.49 | | | | |
| | | 300m (1) 3:17.88 | | | | |
| | | 350m (1) 3:49.94 | | | | |
| | | | | | | 28.88 |
| 4 | 6 | COTE Tristan | CAN | 0.69 | 4:21.29 | 2.65 |
| | | 50m (4) 27.77 | | | | |
| | | 100m (4) 59.15 | | | | |
| | | 150m (4) 1:33.36 | | | | |
| | | 200m (3) 2:06.16 | | | | |
| | | 250m (3) 2:43.37 | | | | |
| | | 300m (4) 3:20.90 | | | | |
| | | 350m (4) 3:51.83 | | | | |
| | | | | | | 29.46 |
| 5 | 2 | REILLY Luke Patrick | CAN | 0.79 | 4:24.51 | 5.87 |
| | | 50m (5) 27.78 | | | | |
| | | 100m (6) 1:00.17 | | | | |
| | | 150m (5) 1:34.13 | | | | |
| | | 200m (5) 2:07.25 | | | | |
| | | 250m (6) 2:45.74 | | | | |
| | | 300m (6) 3:24.78 | | | | |
| | | 350m (5) 3:55.32 | | | | |
| | | | | | | 29.19 |
| 6 | 3 | WEDEL Kevin | GER | 0.66 | 4:28.06 | 9.42 |
| | | 50m (3) 27.58 | | | | |
| | | 100m (3) 58.98 | | | | |
| | | 150m (3) 1:32.99 | | | | |
| | | 200m (4) 2:07.12 | | | | |
| | | 250m (5) 2:44.45 | | | | |
| | | 300m (5) 3:22.84 | | | | |
| | | 350m (6) 3:56.18 | | | | |
| | | | | | | 31.88 |
| 7 | 8 | LULEK William Robert | SWE | 0.73 | 4:30.21 | 11.57 |
| | | 50m (8) 28.83 | | | | |
| | | 100m (7) 1:01.25 | | | | |
| | | 150m (8) 1:35.90 | | | | |
| | | 200m (8) 2:10.56 | | | | |
| | | 250m (7) 2:48.34 | | | | |
| | | 300m (7) 3:27.40 | | | | |
| | | 350m (7) 3:58.88 | | | | |
| | | | | | | 31.48 |
| | | | | | | 31.33 |
| 8 | 1 | SOS Daniel | HUN | 0.74 | 4:34.12 | 15.48 |
| | | 50m (7) 28.38 | | | | |
| | | 100m (8) 1:01.73 | | | | |
| | | 150m (7) 1:35.87 | | | | |
| | | 200m (7) 2:10.26 | | | | |
| | | 250m (8) 2:48.54 | | | | |
| | | 300m (8) 3:28.22 | | | | |
| | | 350m (8) 4:01.10 | | | | |
| | | | | | | 32.88 |
| | | | | | | 33.02 |

Heat 5 of 5

| Rank | Lane | Name | NUSF Code | R.T. | Time | Time Behind |
|------|------|------------------------|-----------|------|---------|-------------|
| 1 | 6 | OSIPENKO Aleksandr | RUS | 0.70 | 4:17.63 | |
| | | 50m (6) 27.45 | | | | |
| | | 100m (6) 58.62 | | | | |
| | | 150m (3) 1:31.85 | | | | |
| | | 200m (3) 2:04.52 | | | | |
| | | 250m (3) 2:41.23 | | | | |
| | | 300m (3) 3:17.47 | | | | |
| | | 350m (2) 3:48.20 | | | | |
| | | | | | | 29.43 |
| 2 | 4 | SETO Daiya | JPN | 0.62 | 4:17.71 | 0.08 |
| | | 50m (1) 25.66 | | | | |
| | | 100m (1) 55.84 | | | | |
| | | 150m (1) 1:29.29 | | | | |
| | | 200m (1) 2:02.55 | | | | |
| | | 250m (1) 2:38.91 | | | | |
| | | 300m (1) 3:16.20 | | | | |
| | | 350m (1) 3:47.87 | | | | |
| | | | | | | 29.84 |
| 3 | 5 | GYURTA Gergely | HUN | 0.68 | 4:18.06 | 0.43 |
| | | 50m (3) 27.23 | | | | |
| | | 100m (2) 58.36 | | | | |
| | | 150m (2) 1:31.58 | | | | |
| | | 200m (2) 2:03.85 | | | | |
| | | 250m (2) 2:40.60 | | | | |
| | | 300m (4) 3:18.01 | | | | |
| | | 350m (4) 3:48.76 | | | | |
| | | | | | | 29.30 |
| 4 | 2 | SZWEDZKI Dawid Marek | POL | 0.66 | 4:18.43 | 0.80 |
| | | 50m (5) 27.37 | | | | |
| | | 100m (4) 58.58 | | | | |
| | | 150m (5) 1:32.36 | | | | |
| | | 200m (6) 2:05.77 | | | | |
| | | 250m (4) 2:41.35 | | | | |
| | | 300m (2) 3:17.10 | | | | |
| | | 350m (3) 3:48.64 | | | | |
| | | | | | | 29.79 |
| 5 | 3 | GRIESHOP Sean Thomas | USA | 0.67 | 4:18.56 | 0.93 |
| | | 50m (4) 27.36 | | | | |
| | | 100m (5) 58.61 | | | | |
| | | 150m (4) 1:32.26 | | | | |
| | | 200m (4) 2:04.98 | | | | |
| | | 250m (5) 2:42.26 | | | | |
| | | 300m (5) 3:19.48 | | | | |
| | | 350m (5) 3:49.83 | | | | |
| | | | | | | 28.73 |
| 6 | 7 | LITCHFIELD Joe Richard | GBR | 0.63 | 4:22.09 | 4.46 |
| | | 50m (2) 27.01 | | | | |
| | | 100m (3) 58.40 | | | | |
| | | 150m (6) 1:32.78 | | | | |
| | | 200m (5) 2:05.75 | | | | |
| | | 250m (6) 2:43.11 | | | | |
| | | 300m (6) 3:21.03 | | | | |
| | | 350m (6) 3:52.31 | | | | |
| | | | | | | 29.78 |
| 7 | 1 | SORRISO Giovanni | ITA | 0.71 | 4:30.59 | 12.96 |
| | | 50m (7) 28.41 | | | | |
| | | 100m (7) 1:01.59 | | | | |
| | | 150m (7) 1:36.41 | | | | |
| | | 200m (7) 2:09.60 | | | | |
| | | 250m (7) 2:47.61 | | | | |
| | | 300m (7) 3:26.14 | | | | |
| | | 350m (7) 3:59.04 | | | | |
| | | | | | | 31.55 |
| | 8 | ZHILKIN Andrey | RUS | | DNS | |
| | | | | | | |
| | | | | | | |

| | | | | | | | |
|---------|---------------|------|---------------|----|--------------------|----|--------------|
| Legend: | Did not start | R.T. | Reaction time | UR | Universiade Record | WR | World record |
|---------|---------------|------|---------------|----|--------------------|----|--------------|



RESULTS SUMMARY

成績總表

| | Record | Name | NUSF Code | Location | Date |
|----|---------|----------------|-----------|---------------|-------------|
| WR | 4:03.84 | PHELPS MICHAEL | USA | BEIJING (CHN) | 10 AUG 2008 |
| UR | 4:12.00 | WEISS MICHAEL | USA | KAZAN (RUS) | 16 JUL 2013 |

Heats

Event No. 38

| Rank | Heat | Lane Name | NUSF Code | R.T. | 50m | 100m | 150m | 200m | 250m | 300m | 350m | Time | Time Behind |
|------|------|------------------------------|-----------|------|-----------|---|-------------------------------------|-------|----------------|------|------|------|-------------|
| 1 | 5 | 6 OSIPENKO Aleksandr | RUS | 0.70 | (6) 27.45 | (6) 58.62 (3) 1:31.85 (3) 2:04.52 (3) 2:41.23 (3) 3:17.47 (2) 3:48.20 | 31.17 33.23 32.67 36.71 36.24 30.73 | 29.43 | 4:17.63 | | | | Q |
| 2 | 5 | 4 SETO Daiya | JPN | 0.62 | (1) 25.66 | (1) 55.84 (1) 1:29.29 (1) 2:02.55 (1) 2:38.91 (1) 3:16.20 (1) 3:47.87 | 30.18 33.45 33.26 36.36 37.29 31.67 | 29.84 | 4:17.71 | | | | 0.08 Q |
| 3 | 5 | 5 GYURTA Gergely | HUN | 0.68 | (3) 27.23 | (2) 58.36 (2) 1:31.58 (2) 2:03.85 (2) 2:40.60 (4) 3:18.01 (4) 3:48.76 | 31.13 33.22 32.27 36.75 37.41 30.75 | 29.30 | 4:18.06 | | | | 0.43 Q |
| 4 | 5 | 2 SZWEDZKI Dawid Marek | POL | 0.66 | (5) 27.37 | (4) 58.58 (5) 1:32.36 (6) 2:05.77 (4) 2:41.35 (2) 3:17.10 (3) 3:48.64 | 31.21 33.78 33.41 35.58 35.75 31.54 | 29.79 | 4:18.43 | | | | 0.80 Q |
| 5 | 5 | 3 GRIESHOP Sean Thomas | USA | 0.67 | (4) 27.36 | (5) 58.61 (4) 1:32.26 (4) 2:04.98 (5) 2:42.26 (5) 3:19.48 (5) 3:49.83 | 31.25 33.65 32.72 37.28 37.22 30.35 | 28.73 | 4:18.56 | | | | 0.93 Q |
| 6 | 4 | 4 HAGINO Kosuke | JPN | 0.68 | (1) 26.40 | (2) 57.10 (2) 1:30.29 (2) 2:03.54 (2) 2:40.53 (2) 3:18.41 (2) 3:49.99 | 30.43 32.92 31.99 37.55 38.39 32.06 | 28.88 | 4:18.64 | | | | 1.01 Q |
| 7 | 4 | 7 PAULSSON Adam Lennart | SWE | 0.72 | (6) 28.18 | (5) 59.80 (6) 1:35.02 (6) 2:08.75 (4) 2:44.35 (3) 3:20.29 (3) 3:50.27 | 31.62 35.22 33.73 35.60 35.94 29.98 | 28.54 | 4:18.81 | | | | 1.18 Q |
| 8 | 4 | 5 ROBERTS Jonathan Richar | USA | 0.80 | (2) 26.60 | (1) 57.03 (1) 1:29.95 (1) 2:01.94 (1) 2:39.49 (1) 3:17.88 (1) 3:49.94 | 30.43 32.92 31.99 37.55 38.39 32.06 | 28.88 | 4:18.82 | | | | 1.19 Q |
| 9 | 4 | 6 COTE Tristan | CAN | 0.69 | (4) 27.77 | (4) 59.15 (4) 1:33.36 (3) 2:06.16 (3) 2:43.37 (4) 3:20.90 (4) 3:51.83 | 31.38 34.21 32.80 37.21 37.53 30.93 | 29.46 | 4:21.29 | | | | 3.66 |
| 10 | 5 | 7 LITCHFIELD Joe Richard | GBR | 0.63 | (2) 27.01 | (3) 58.40 (6) 1:32.78 (5) 2:05.75 (6) 2:43.11 (6) 3:21.03 (6) 3:52.31 | 31.39 34.38 32.97 37.36 37.92 31.28 | 29.79 | 4:22.09 | | | | 4.46 |
| 11 | 3 | 2 KNIPPING Arjan Antonius | NED | 0.71 | (2) 27.64 | (3) 59.65 (3) 1:33.77 (2) 2:07.53 (2) 2:44.23 (2) 3:21.01 (1) 3:52.42 | 32.01 34.12 33.76 36.70 36.78 31.41 | 30.83 | 4:23.25 | | | | 5.62 |
| 12 | 4 | 2 REILLY Luke Patrick | CAN | 0.79 | (5) 27.78 | (6) 1:00.17 (5) 1:34.13 (5) 2:07.25 (6) 2:45.74 (6) 3:24.78 (5) 3:55.32 | 32.39 33.96 33.12 38.49 39.04 30.54 | 29.19 | 4:24.69 | | | | 7.06 |
| 13 | 3 | 5 CHO Cheng Chi | TPE | 0.66 | (5) 28.03 | (4) 59.70 (5) 1:34.17 (3) 2:07.54 (4) 2:45.77 (3) 3:24.14 (3) 3:55.85 | 31.67 34.47 33.37 38.23 38.37 31.71 | 28.84 | 4:24.77 | | | | 7.14 |
| 14 | 3 | 3 FOSSI Claudio | ITA | 0.71 | (4) 28.01 | (4) 59.70 (6) 1:34.65 (5) 2:09.05 (1) 2:44.13 (1) 3:20.55 (2) 3:53.81 | 31.69 34.95 34.40 35.08 36.42 33.26 | 30.96 | 4:27.14 | | | | 9.51 |
| 15 | 3 | 1 DAL Thomas | BEL | 0.79 | (3) 27.89 | (7) 1:00.40 (7) 1:35.40 (7) 2:10.02 (5) 2:46.52 (4) 3:24.16 (4) 3:56.28 | 32.51 35.00 34.62 36.50 37.64 32.12 | 30.86 | 4:27.14 | | | | 9.51 |
| 16 | 4 | 3 WEDEL Kevin | GER | 0.66 | (3) 27.58 | (3) 58.98 (3) 1:32.99 (4) 2:07.12 (5) 2:44.45 (5) 3:22.84 (6) 3:56.18 | 31.40 34.01 34.13 37.33 38.39 33.34 | 31.88 | 4:28.06 | | | | 10.43 |
| 17 | 3 | 8 FAIR Neil | RSA | 0.67 | (7) 28.24 | (6) 1:00.32 (2) 1:33.73 (1) 2:07.04 (3) 2:45.50 (5) 3:24.70 (5) 3:57.44 | 32.08 33.41 33.31 38.46 39.20 32.74 | 31.52 | 4:28.96 | | | | 11.33 |
| 18 | 3 | 4 RUVALCABA CRUZ Hector | MEX | 0.72 | (6) 28.16 | (1) 59.00 (1) 1:33.40 (4) 2:07.58 (6) 2:46.53 (7) 3:26.35 (6) 3:58.29 | 30.84 34.40 34.18 38.95 39.82 31.94 | 30.73 | 4:29.02 | | | | 11.39 |
| 19 | 4 | 8 LULEK William Robert | SWE | 0.73 | (8) 28.83 | (7) 1:01.25 (8) 1:35.90 (8) 2:10.56 (7) 2:48.34 (7) 3:27.40 (7) 3:58.88 | 32.42 34.65 34.66 37.78 39.06 31.48 | 31.33 | 4:30.21 | | | | 12.58 |
| 20 | 5 | 1 SORRISO Giovanni | ITA | 0.71 | (7) 28.41 | (7) 1:01.59 (7) 1:36.41 (7) 2:09.60 (7) 2:47.61 (7) 3:26.14 (7) 3:59.04 | 33.18 34.82 33.19 38.01 38.53 32.90 | 31.55 | 4:30.59 | | | | 12.96 |
| 21 | 2 | 4 KIM Jaewoo | KOR | 0.70 | (2) 27.83 | (2) 1:00.96 (1) 1:36.07 (1) 2:11.24 (1) 2:49.71 (1) 3:30.08 (1) 4:02.41 | 33.13 35.11 35.17 38.47 40.37 32.33 | 29.26 | 4:31.67 | | | | 14.04 |
| 22 | 3 | 6 WEN Ren Hau | TPE | 0.65 | (1) 27.14 | (2) 59.25 (4) 1:34.01 (6) 2:09.15 (7) 2:46.76 (6) 3:25.88 (7) 4:00.25 | 32.11 34.76 35.14 37.61 39.12 34.37 | 32.55 | 4:32.80 | | | | 15.17 |
| 23 | 4 | 1 SOS Daniel | HUN | 0.74 | (7) 28.38 | (8) 1:01.73 (7) 1:35.87 (7) 2:10.26 (8) 2:48.54 (8) 3:28.22 (8) 4:01.10 | 33.35 34.14 34.39 38.28 39.68 32.88 | 33.02 | 4:34.12 | | | | 16.49 |
| 24 | 2 | 2 VUORELA Teemu Richard | FIN | 0.69 | (1) 27.64 | (1) 1:00.85 (2) 1:36.93 (2) 2:12.86 (2) 2:51.64 (2) 3:31.74 (2) 4:06.33 | 33.21 36.08 35.93 38.78 40.10 34.59 | 32.84 | 4:39.17 | | | | 21.54 |
| 25 | 2 | 6 QUIROZ UTEAU Felipe Martin | CHI | 0.68 | (3) 28.99 | (4) 1:02.32 (4) 1:39.15 (3) 2:15.15 (4) 2:55.35 (3) 3:36.14 (3) 4:08.52 | 33.33 36.83 36.00 40.20 40.79 32.38 | 30.98 | 4:39.50 | | | | 21.87 |



RESULTS SUMMARY

成績總表

| | Record | Name | NUSF Code | Location | Date |
|----|---------|----------------|-----------|---------------|-------------|
| WR | 4:03.84 | PHELPS MICHAEL | USA | BEIJING (CHN) | 10 AUG 2008 |
| UR | 4:12.00 | WEISS MICHAEL | USA | KAZAN (RUS) | 16 JUL 2013 |

Heats

| Rank | Heat | Lane Name | NUSF Code | R.T. | 50m | 100m | 150m | 200m | 250m | 300m | 350m | Time | Time Behind |
|------|------|-----------------------------------|-----------|------|-----------|-------------|-------------|-------------|-------------|-------------|-------------|----------------|-------------|
| 26 | 2 | 5 PIIROINEN Eetu Mikael | FIN | 0.75 | (4) 29.00 | (3) 1:01.88 | (3) 1:38.84 | (4) 2:15.18 | (3) 2:55.06 | (3) 3:36.14 | (4) 4:09.68 | 4:41.19 | 23.56 |
| | | | | | | 32.88 | 36.96 | 36.34 | 39.88 | 41.08 | 33.54 | 31.51 | |
| 27 | 1 | 5 ASSI Sherif | LBN | 0.75 | (1) 29.32 | (1) 1:03.86 | (1) 1:43.06 | (1) 2:21.07 | (1) 3:04.79 | (1) 3:47.96 | (1) 4:21.55 | 4:54.32 | 36.69 |
| | | | | | | 34.54 | 39.20 | 38.01 | 43.72 | 43.17 | 33.59 | 32.77 | |
| 28 | 1 | 3 NAVA MIRANDA E | BOL | 0.61 | (3) 31.20 | (3) 1:07.14 | (3) 1:45.51 | (2) 2:24.52 | (2) 3:08.78 | (2) 3:52.94 | (2) 4:30.19 | 5:05.80 | 48.17 |
| | | | | | | 35.94 | 38.37 | 39.01 | 44.26 | 44.16 | 37.25 | 35.61 | |
| 29 | 1 | 4 GHOSN Anthony | LBN | 0.90 | (2) 30.22 | (2) 1:04.51 | (2) 1:45.48 | (3) 2:25.74 | (3) 3:13.60 | (3) 3:58.81 | (3) 4:35.27 | 5:07.97 | 50.34 |
| | | | | | | 34.29 | 40.97 | 40.26 | 47.86 | 45.21 | 36.46 | 32.70 | |
| | 2 | 7 GUNADI PUTRA S | INA | | | | | | | | | DNS | |
| | 2 | 3 MILLIGAN Alex Stewart Da | AUS | | | | | | | | | DNS | |
| | 3 | 7 LOPES Gabriel | POR | | | | | | | | | DNS | |
| | 5 | 8 ZHILKIN Andrey | RUS | | | | | | | | | DNS | |

Legend:

Q Classified Final R.T. Reaction time UR Universiade Record WR World record



RESULT BOOK


29TH Summer Universiade Taipei 2017



Swimming

Women's 4x100m

Medley Relay





MEDALLISTS RELAY

獎牌得主

| Medal | NUSF | Name |
|--------|--------------------------------|--|
| GOLD | JPN - Japan | KONISHI Anna WATANABE Kanako HIRAYAMA Yukina IGARASHI Chihiro |
| SILVER | USA - United States of America | STEVENS Hannah Elizabet COTTRELL Andrea Marie MOFFITT Hellen Stewart BALDWIN Caroline Grace |
| BRONZE | ITA - Italy | ZOFKOVA Carlotta VERONA Giulia DI LIDDO Elena PEZZATO Aglaia |



START LIST

出賽名單

| | Record | NUSF (Relay) | Location | Date |
|-----------|---------|------------------------|----------------|-------------|
| WR | 3:51.55 | USA-UNITED STATES | BUDAPEST (HUN) | 30 JUL 2017 |
| UR | 3:58.04 | RUS-RUSSIAN FEDERATION | KAZAN (RUS) | 16 JUL 2013 |

Final

Event No. 39

| Lane | NUSF | Name | Date of Birth | Qualifying Time | Time | Rank |
|------|--------------------------------|--------------------------|---------------|-----------------|------|------|
| 1 | RUS - RUSSIAN FEDERATION | KAMENEVA Mariia | 27 MAY 1999 | 4:08.86 | | |
| | | TEMNIKOVA Mariia | 17 NOV 1995 | | | |
| | | GUZHENKOVA Anastasia | 16 AUG 1997 | | | |
| | | OPENYSHEVA Arina | 24 MAR 1999 | | | |
| 2 | CAN - CANADA | ZEVNIK Alexia | 4 MAR 1994 | 4:07.08 | | |
| | | WOG Kelsey Lauren | 19 SEP 1998 | | | |
| | | SAVARD Katerine | 26 MAY 1993 | | | |
| | | KEIRE Jacqueline | 19 OCT 1994 | | | |
| 3 | AUS - AUSTRALIA | WHITTAKER Sian Monique | 10 AUG 1997 | 4:05.10 | | |
| | | PICKETT Leiston Jane | 6 FEB 1992 | | | |
| | | COONEY Gemma Jane Isab | 10 NOV 1999 | | | |
| | | HARKIN Abbey Grace | 6 MAY 1998 | | | |
| 4 | USA - UNITED STATES of AMERICA | STEVENS Hannah Elizabet | 9 MAY 1995 | 4:03.63 | | |
| | | COTTRELL Andrea Marie | 30 JUN 1995 | | | |
| | | MOFFITT Hellen Stewart | 21 MAY 1995 | | | |
| | | BALDWIN Caroline Grace | 26 FEB 1996 | | | |
| 5 | JPN - JAPAN | KONISHI Anna | 10 MAY 1996 | 4:04.41 | | |
| | | WATANABE Kanako | 15 NOV 1996 | | | |
| | | HIRAYAMA Yukina | 19 DEC 1995 | | | |
| | | IGARASHI Chihiro | 24 MAY 1995 | | | |
| 6 | ITA - ITALY | ZOFKOVA Carlotta | 22 FEB 1993 | 4:06.21 | | |
| | | VERONA Giulia | 22 JAN 1999 | | | |
| | | DI LIDDO Elena | 8 SEP 1993 | | | |
| | | PEZZATO Aglaia | 22 APR 1994 | | | |
| 7 | POL - POLAND | TCHORZ Alicja Maria | 13 AUG 1992 | 4:07.52 | | |
| | | SZTANDERA Dominika Anna | 19 JAN 1997 | | | |
| | | NAZIEBLO Klaudia Patrycj | 3 DEC 1993 | | | |
| | | DOWGIERT Anna | 15 JUL 1990 | | | |
| 8 | GER - GERMANY | GRAF Lisa | 13 NOV 1992 | 4:08.99 | | |
| | | STEIGER Jessica | 24 MAY 1992 | | | |
| | | SCHMIDTKE Aliena | 20 NOV 1992 | | | |
| | | KOEHLER Sarah | 20 JUN 1994 | | | |

Reserves

| NUSF | Name | Date of Birth | Qualifying Time | Time | Rank |
|-------------------------|------|---------------|-----------------|------|------|
| FRA - FRANCE | | | 4:09.44 | | |
| KOR - REPUBLIC of KOREA | | | 4:11.10 | | |

Note:

Consult competition schedule in INFO for heat start times

Legend:

UR Universiade Record WR World record



START LIST

出賽名單

| | Record | NUSF (Relay) | Location | Date |
|-----------|---------|------------------------|----------------|-------------|
| WR | 3:51.55 | USA-UNITED STATES | BUDAPEST (HUN) | 30 JUL 2017 |
| UR | 3:58.04 | RUS-RUSSIAN FEDERATION | KAZAN (RUS) | 16 JUL 2013 |

Heat 1 of 3

Event No. 39

| Lane | NUSF | Name | Date of Birth | Qualifying Time | Time | Rank |
|------|----------------|-----------------------------|---------------|-----------------|------|------|
| 2 | BRA - BRAZIL | LOPES FERREIRA DE P Daynara | 25 JUL 1989 | | | |
| | | ALENCAR DE SOUZA Pamela | 24 JAN 1994 | | | |
| | | MARCAL DIAS Daiene | 16 MAY 1989 | | | |
| | | DUARTE LYRIO Manuella | 27 JUL 1989 | | | |
| 3 | CHN - CHINA | XU Lili | 26 SEP 1991 | | | |
| | | LIN Xinlan | 24 JAN 1998 | | | |
| | | GU Siwen | 16 AUG 1996 | | | |
| | | WU Tong | 30 JUN 1998 | | | |
| 4 | CHI - CHILE | SPUHR RAMIREZ M | 8 FEB 1994 | 4:32.40 | | |
| | | CHANUAR Leila Andrea | 20 SEP 1994 | | | |
| | | REYES HINRICHSEN D | 3 NOV 1990 | | | |
| | | CHAMORRO MARTINE A | 17 DEC 1992 | | | |
| 5 | NGR - NIGERIA | | | 5:30.03 | | |
| 6 | COL - COLOMBIA | QUINTERO SOSA María Clara | 11 JUL 1992 | | | |
| | | VELEZ CATANO Salome | 18 NOV 1993 | | | |
| | | MUNOZ MUNOZ Maria Paola | 22 SEP 1993 | | | |
| | | GIRALDO OCAMPO Maria Paula | 20 JUN 1997 | | | |



START LIST

出賽名單

| | Record | NUSF (Relay) | Location | Date |
|-----------|---------|------------------------|----------------|-------------|
| WR | 3:51.55 | USA-UNITED STATES | BUDAPEST (HUN) | 30 JUL 2017 |
| UR | 3:58.04 | RUS-RUSSIAN FEDERATION | KAZAN (RUS) | 16 JUL 2013 |

Heat 2 of 3

| Lane | NUSF | Name | Date of Birth | Qualifying Time | Time | Rank |
|------|--------------------------|----------------------------|---------------|-----------------|------|------|
| 1 | TPE - CHINESE TAIPEI | HSU An | 29 JUN 1998 | 4:13.08 | | |
| | | LIAO Man Wen | 12 SEP 1994 | | | |
| | | LI Yi Chia | 5 OCT 1998 | | | |
| | | MO Li Err | 16 DEC 1996 | | | |
| 2 | KOR - REPUBLIC of KOREA | KO Sumin | 14 FEB 1995 | 4:08.10 | | |
| | | YANG Jiwon | 25 SEP 1997 | | | |
| | | PARK Jinyoung | 14 APR 1997 | | | |
| | | CHOI Hae Min | 8 FEB 1998 | | | |
| 3 | AUS - AUSTRALIA | WHITTAKER Sian Monique | 10 AUG 1997 | 4:01.20 | | |
| | | PICKETT Leiston Jane | 6 FEB 1992 | | | |
| | | COONEY Gemma Jane Isab | 10 NOV 1999 | | | |
| | | HARKIN Abbey Grace | 6 MAY 1998 | | | |
| 4 | RUS - RUSSIAN FEDERATION | LAPSHINA Polina | 14 NOV 1995 | 3:55.66 | | |
| | | TEMNIKOVA Mariia | 17 NOV 1995 | | | |
| | | GUZHENKOVA Anastasia | 16 AUG 1997 | | | |
| | | OPENYSHEVA Arina | 24 MAR 1999 | | | |
| 5 | CAN - CANADA | ZEVNIK Alexia | 4 MAR 1994 | 3:59.35 | | |
| | | WOG Kelsey Lauren | 19 SEP 1998 | | | |
| | | SAVARD Katerine | 26 MAY 1993 | | | |
| | | KEIRE Jacqueline | 19 OCT 1994 | | | |
| 6 | POL - POLAND | TCHORZ Alicja Maria | 13 AUG 1992 | 4:06.00 | | |
| | | SZTANDERA Dominika Anna | 19 JAN 1997 | | | |
| | | NAZIEBLO Klaudia Patrycj | 3 DEC 1993 | | | |
| | | DOWGIERT Anna | 15 JUL 1990 | | | |
| 7 | HKG - HONG KONG, CHINA | LAU Sze Wing Erica | 15 JAN 1998 | 4:10.37 | | |
| | | HAUGHEY Aisling Bridget | 16 DEC 1995 | | | |
| | | TAM Hoi Lam | 21 APR 1998 | | | |
| | | HAUGHEY Siobhan Bernadette | 31 OCT 1997 | | | |



START LIST

出賽名單

| | Record | NUSF (Relay) | Location | Date |
|-----------|---------|------------------------|----------------|-------------|
| WR | 3:51.55 | USA-UNITED STATES | BUDAPEST (HUN) | 30 JUL 2017 |
| UR | 3:58.04 | RUS-RUSSIAN FEDERATION | KAZAN (RUS) | 16 JUL 2013 |

Heat 3 of 3

| Lane | NUSF | Name | Date of Birth | Qualifying Time | Time | Rank |
|------|--------------------------------|-------------------------|---------------|-----------------|------|------|
| 1 | NED - NETHERLANDS | TOUSSAINT Kira Marije | 22 MAY 1994 | 4:12.21 | | |
| | | VERMEULEN Tessa | 29 JAN 1998 | | | |
| | | ZANDRINGA Kinge | 10 OCT 1998 | | | |
| | | TIENSTRA Marieke | 3 MAY 1999 | | | |
| 2 | CZE - CZECH REPUBLIC | | | 4:08.00 | | |
| | | | | | | |
| 3 | JPN - JAPAN | KONISHI Anna | 10 MAY 1996 | 3:59.82 | | |
| | | AOKI Reona | 24 FEB 1995 | | | |
| | | HIRAYAMA Yukina | 19 DEC 1995 | | | |
| | | IWAMOTO Ayu | 27 NOV 1996 | | | |
| 4 | USA - UNITED STATES of AMERICA | DE LOOF Alexandra Marga | 14 AUG 1994 | 3:53.13 | | |
| | | TUCKER Miranda Lynn | 8 JUN 1997 | | | |
| | | MC LAUGHLIN Kathryn Ann | 9 JUL 1997 | | | |
| | | BURCHILL Veronica | 11 OCT 1997 | | | |
| 5 | ITA - ITALY | ZOFKOVA Carlotta | 22 FEB 1993 | 3:59.09 | | |
| | | VERONA Giulia | 22 JAN 1999 | | | |
| | | DI LIDDO Elena | 8 SEP 1993 | | | |
| | | PEZZATO Aglaia | 22 APR 1994 | | | |
| 6 | GER - GERMANY | LAEMMLER Nadine Marion | 19 MAY 1994 | 4:03.40 | | |
| | | STEIGER Jessica | 24 MAY 1992 | | | |
| | | GRAF Lisa | 13 NOV 1992 | | | |
| | | SCHMIDTKE Aliena | 20 NOV 1992 | | | |
| 7 | FRA - FRANCE | MAHIEU Pauline, Claude | 13 MAR 1999 | 4:08.28 | | |
| | | GALLEGO Solène | 11 APR 1995 | | | |
| | | BRUNO Justine | 17 FEB 1994 | | | |
| | | TOUATI Assia, Anais, N | 23 APR 1995 | | | |
| 8 | PHI - PHILIPPINES | OLIVARES Isabella | 25 FEB 1995 | 4:30.00 | | |
| | | RODGERS Joy | 3 APR 1996 | | | |
| | | MATABUENA Carmenrose | 13 APR 1999 | | | |
| | | OLIVEROS Trisha Anne | 25 JUL 1998 | | | |

Note:
Consult competition schedule in INFO for heat start times

Legend:
UR Universiade Record **WR** World record



RESULTS

比賽成績

| | Record | NUSF (Relay) | Location | Date |
|----|---------|------------------------|----------------|-------------|
| WR | 3:51.55 | USA-UNITED STATES | BUDAPEST (HUN) | 30 JUL 2017 |
| UR | 3:58.04 | RUS-RUSSIAN FEDERATION | KAZAN (RUS) | 16 JUL 2013 |

Heat 1 of 3

Event No. 39

| Rank | Lane | NUSF Name | R.T. | 50m | 100m | Time | Time Behind |
|------|------|-----------------------------|------|-------|---------|----------------|-------------|
| 1 | 3 | CHN - CHINA | | | | 4:24.33 | |
| | | XU Lili | 0.66 | 31.61 | 1:05.29 | (1) 1:05.29 | |
| | | LIN Xinlan | 0.46 | 34.13 | 1:13.42 | (1) 2:18.71 | |
| | | GU Siwen | 0.62 | 29.72 | 1:05.46 | (1) 3:24.17 | |
| | | WU Tong | 0.11 | 28.92 | 1:00.16 | (1) 4:24.33 | |
| 2 | 4 | CHI - CHILE | | | | 4:36.84 | 12.51 |
| | | SPUHR RAMIREZ M | 0.67 | 32.59 | 1:08.86 | (2) 1:08.86 | |
| | | CHANUAR Leila Andrea | 0.28 | 35.25 | 1:16.26 | (2) 2:25.12 | |
| | | REYES HINRICHSEN D | 0.33 | 31.10 | 1:07.02 | (2) 3:32.14 | |
| | | CHAMORRO MARTINE A | 0.29 | 31.22 | 1:04.70 | (2) 4:36.84 | |
| 2 | | BRA - BRAZIL | | | | DNS | |
| | | LOPES FERREIRA DE P Daynara | | | | | |
| | | ALENCAR DE SOUZA Pamela | | | | | |
| | | MARCAL DIAS Daiene | | | | | |
| | | DUARTE LYRIO Manuella | | | | | |
| 5 | | NGR - NIGERIA | | | | DNS | |
| 6 | | COL - COLOMBIA | | | | DNS | |
| | | QUINTERO SOSA María Clara | | | | | |
| | | VELEZ CATANO Salome | | | | | |
| | | MUNOZ MUNOZ Maria Paola | | | | | |
| | | GIRALDO OCAMPO Maria Paula | | | | | |



RESULTS

比賽成績

| | Record | NUSF (Relay) | Location | Date |
|----|---------|------------------------|----------------|-------------|
| WR | 3:51.55 | USA-UNITED STATES | BUDAPEST (HUN) | 30 JUL 2017 |
| UR | 3:58.04 | RUS-RUSSIAN FEDERATION | KAZAN (RUS) | 16 JUL 2013 |

Heat 2 of 3

| Rank | Lane | NUSF Name | R.T. | 50m | 100m | Time | Time Behind |
|------|------|---------------------------------|------|-------|---------|----------------|-------------|
| 1 | 3 | AUS - AUSTRALIA | | | | 4:05.10 | |
| | | WHITTAKER Sian Monique | 0.81 | 29.89 | 1:00.67 | (1) 1:00.67 | |
| | | PICKETT Leiston Jane | 0.36 | 31.77 | 1:07.86 | (1) 2:08.53 | |
| | | COONEY Gemma Jane Isab | 0.22 | 28.06 | 1:00.54 | (1) 3:09.07 | |
| | | HARKIN Abbey Grace | 0.21 | 26.96 | 56.03 | (1) 4:05.10 | |
| 2 | 5 | CAN - CANADA | | | | 4:07.08 | 1.98 |
| | | ZEVNIK Alexia | 0.85 | 29.61 | 1:01.15 | (2) 1:01.15 | |
| | | WOG Kelsey Lauren | 0.44 | 32.54 | 1:10.17 | (4) 2:11.32 | |
| | | SAVARD Katerine | 0.37 | 27.50 | 1:00.37 | (2) 3:11.69 | |
| | | KEIRE Jacqueline | 0.21 | 26.43 | 55.39 | (2) 4:07.08 | |
| 3 | 6 | POL - POLAND | | | | 4:07.52 | 2.42 |
| | | TCHORZ Alicja Maria | 0.79 | 29.85 | 1:01.34 | (3) 1:01.34 | |
| | | SZTANDERA Dominika Anna | 0.26 | 33.03 | 1:09.76 | (2) 2:11.10 | |
| | | NAZIEBLO Klaudia Patrycj | 0.24 | 28.44 | 1:00.63 | (3) 3:11.73 | |
| | | DOWGIERT Anna | 0.08 | 26.49 | 55.79 | (3) 4:07.52 | |
| 4 | 4 | RUS - RUSSIAN FEDERATION | | | | 4:08.86 | 3.76 |
| | | LAPSHINA Polina | 0.79 | 29.95 | 1:01.36 | (4) 1:01.36 | |
| | | TEMNIKOVA Mariia | 0.38 | 33.10 | 1:09.87 | (3) 2:11.23 | |
| | | GUZHENKOVA Anastasia | 0.13 | 28.17 | 1:01.08 | (4) 3:12.31 | |
| | | OPENYSHEVA Arina | 0.21 | 27.88 | 56.55 | (4) 4:08.86 | |
| 5 | 2 | KOR - REPUBLIC of KOREA | | | | 4:11.10 | 6.00 |
| | | KO Sumin | 0.72 | 30.05 | 1:03.13 | (5) 1:03.13 | |
| | | YANG Jiwon | 0.56 | 33.25 | 1:10.43 | (5) 2:13.56 | |
| | | PARK Jinyoung | 0.39 | 28.68 | 1:00.66 | (5) 3:14.22 | |
| | | CHOI Hae Min | 0.33 | 27.14 | 56.88 | (5) 4:11.10 | |
| 6 | 7 | HKG - HONG KONG, CHINA | | | | 4:13.79 | 8.69 |
| | | LAU Sze Wing Erica | 0.82 | 32.03 | 1:07.01 | (7) 1:07.01 | |
| | | HAUGHEY Aisling Bridget | 0.44 | 33.13 | 1:10.89 | (7) 2:17.90 | |
| | | TAM Hoi Lam | 0.47 | 28.63 | 1:02.36 | (7) 3:20.26 | |
| | | HAUGHEY Siobhan Bernadette | 0.15 | 25.74 | 53.53 | (6) 4:13.79 | |
| 7 | 1 | TPE - CHINESE TAIPEI | | | | 4:16.73 | 11.63 |
| | | HSU An | 0.81 | 30.30 | 1:03.99 | (6) 1:03.99 | |
| | | LIAO Man Wen | 0.48 | 32.67 | 1:10.64 | (6) 2:14.63 | |
| | | LI Yi Chia | 0.33 | 29.17 | 1:04.20 | (6) 3:18.83 | |
| | | MO Li Err | 0.28 | 27.53 | 57.90 | (7) 4:16.73 | |



RESULTS

比賽成績

| | Record | NUSF (Relay) | Location | Date |
|----|---------|------------------------|----------------|-------------|
| WR | 3:51.55 | USA-UNITED STATES | BUDAPEST (HUN) | 30 JUL 2017 |
| UR | 3:58.04 | RUS-RUSSIAN FEDERATION | KAZAN (RUS) | 16 JUL 2013 |

Heat 3 of 3

| Rank | Lane | NUSF Name | R.T. | 50m | 100m | Time | Time Behind |
|------|------|---------------------------------------|------|-------|---------|----------------|-------------|
| 1 | 4 | USA - UNITED STATES of AMERICA | | | | 4:03.63 | |
| | | DE LOOF Alexandra Marga | 0.87 | 29.14 | 1:00.39 | (1) 1:00.39 | |
| | | TUCKER Miranda Lynn | 0.22 | 31.97 | 1:08.60 | (1) 2:08.99 | |
| | | MC LAUGHLIN Kathryn Ann | 0.32 | 27.56 | 59.03 | (1) 3:08.02 | |
| | | BURCHILL Veronica | 0.32 | 26.28 | 55.61 | (1) 4:03.63 | |
| 2 | 3 | JPN - JAPAN | | | | 4:04.41 | 0.78 |
| | | KONISHI Anna | 0.58 | 29.64 | 1:00.71 | (2) 1:00.71 | |
| | | AOKI Reona | 0.34 | 32.29 | 1:08.31 | (2) 2:09.02 | |
| | | HIRAYAMA Yukina | 0.24 | 27.44 | 59.26 | (2) 3:08.28 | |
| | | IWAMOTO Ayu | 0.01 | 26.64 | 56.13 | (2) 4:04.41 | |
| 3 | 5 | ITA - ITALY | | | | 4:06.21 | 2.58 |
| | | ZOFKOVA Carlotta | 0.92 | 29.96 | 1:01.53 | (3) 1:01.53 | |
| | | VERONA Giulia | 0.30 | 33.39 | 1:10.73 | (4) 2:12.26 | |
| | | DI LIDDO Elena | 0.22 | 26.84 | 58.34 | (3) 3:10.60 | |
| | | PEZZATO Aglaia | 0.50 | 26.65 | 55.61 | (3) 4:06.21 | |
| 4 | 6 | GER - GERMANY | | | | 4:08.99 | 5.36 |
| | | LAEMMLER Nadine Marion | 0.73 | 30.29 | 1:02.92 | (6) 1:02.92 | |
| | | STEIGER Jessica | 0.31 | 32.02 | 1:08.85 | (3) 2:11.77 | |
| | | GRAF Lisa | 0.39 | 28.14 | 1:00.88 | (4) 3:12.65 | |
| | | SCHMIDTKE Aliena | 0.34 | 26.94 | 56.34 | (4) 4:08.99 | |
| 5 | 7 | FRA - FRANCE | | | | 4:09.44 | 5.81 |
| | | MAHIEU Pauline, Claude | 0.82 | 30.16 | 1:02.16 | (5) 1:02.16 | |
| | | GALLEGO Solène | 0.27 | 32.87 | 1:11.04 | (5) 2:13.20 | |
| | | BRUNO Justine | 0.31 | 27.59 | 1:00.72 | (5) 3:13.92 | |
| | | TOUATI Assia, Anais, N | 0.06 | 26.80 | 55.52 | (5) 4:09.44 | |
| 6 | 1 | NED - NETHERLANDS | | | | 4:13.25 | 9.62 |
| | | TOUSSAINT Kira Marije | 0.69 | 29.50 | 1:01.57 | (4) 1:01.57 | |
| | | VERMEULEN Tessa | 0.18 | 34.46 | 1:14.81 | (6) 2:16.38 | |
| | | ZANDRINGA Kinge | 0.31 | 27.53 | 59.98 | (6) 3:16.36 | |
| | | TIENSTRA Marieke | 0.26 | 27.37 | 56.89 | (6) 4:13.25 | |
| 7 | 8 | PHI - PHILIPPINES | | | | 4:51.70 | 48.07 |
| | | OLIVARES Isabella | 0.74 | 33.09 | 1:08.22 | (7) 1:08.22 | |
| | | RODGERS Joy | 0.41 | 36.34 | 1:18.98 | (7) 2:27.20 | |
| | | MATABUENA Carmenrose | 0.48 | 33.14 | 1:13.75 | (7) 3:40.95 | |
| | | OLIVEROS Trisha Anne | 0.57 | 33.19 | 1:10.75 | (7) 4:51.70 | |
| 2 | | CZE - CZECH REPUBLIC | | | | DNS | |

| | | | | | | | | |
|----------------|-----|---------------|------|---------------|----|--------------------|----|--------------|
| Legend: | DNS | Did not start | R.T. | Reaction time | UR | Universiade Record | WR | World record |
|----------------|-----|---------------|------|---------------|----|--------------------|----|--------------|



RESULTS SUMMARY

成績總表

| | Record | NUSF (Relay) | Location | Date |
|----|---------|------------------------|----------------|-------------|
| WR | 3:51.55 | USA-UNITED STATES | BUDAPEST (HUN) | 30 JUL 2017 |
| UR | 3:58.04 | RUS-RUSSIAN FEDERATION | KAZAN (RUS) | 16 JUL 2013 |

| Heats | | | | | | | | Event No. 39 |
|-------|------|------|---------------------------------------|------|-------|---------|----------------|--------------|
| Rank | Heat | Lane | NUSF Name | R.T. | 50m | 100m | Time | Time Behind |
| 1 | 3 | 4 | USA - UNITED STATES of AMERICA | | | | 4:03.63 | Q |
| | | | DE LOOF Alexandra Marga | 0.87 | 29.14 | 1:00.39 | (1) 1:00.39 | |
| | | | TUCKER Miranda Lynn | 0.22 | 31.97 | 1:08.60 | (1) 2:08.99 | |
| | | | MC LAUGHLIN Kathryn Ann | 0.32 | 27.56 | 59.03 | (1) 3:08.02 | |
| | | | BURCHILL Veronica | 0.32 | 26.28 | 55.61 | (1) 4:03.63 | |
| 2 | 3 | 3 | JPN - JAPAN | | | | 4:04.41 | 0.78 Q |
| | | | KONISHI Anna | 0.58 | 29.64 | 1:00.71 | (2) 1:00.71 | |
| | | | AOKI Reona | 0.34 | 32.29 | 1:08.31 | (2) 2:09.02 | |
| | | | HIRAYAMA Yukina | 0.24 | 27.44 | 59.26 | (2) 3:08.28 | |
| | | | IWAMOTO Ayu | 0.01 | 26.64 | 56.13 | (2) 4:04.41 | |
| 3 | 2 | 3 | AUS - AUSTRALIA | | | | 4:05.10 | 1.47 Q |
| | | | WHITTAKER Sian Monique | 0.81 | 29.89 | 1:00.67 | (1) 1:00.67 | |
| | | | PICKETT Leiston Jane | 0.36 | 31.77 | 1:07.86 | (1) 2:08.53 | |
| | | | COONEY Gemma Jane Isab | 0.22 | 28.06 | 1:00.54 | (1) 3:09.07 | |
| | | | HARKIN Abbey Grace | 0.21 | 26.96 | 56.03 | (1) 4:05.10 | |
| 4 | 3 | 5 | ITA - ITALY | | | | 4:06.21 | 2.58 Q |
| | | | ZOFKOVA Carlotta | 0.92 | 29.96 | 1:01.53 | (3) 1:01.53 | |
| | | | VERONA Giulia | 0.30 | 33.39 | 1:10.73 | (4) 2:12.26 | |
| | | | DI LIDDO Elena | 0.22 | 26.84 | 58.34 | (3) 3:10.60 | |
| | | | PEZZATO Aglaia | 0.50 | 26.65 | 55.61 | (3) 4:06.21 | |
| 5 | 2 | 5 | CAN - CANADA | | | | 4:07.08 | 3.45 Q |
| | | | ZEVNIK Alexia | 0.85 | 29.61 | 1:01.15 | (2) 1:01.15 | |
| | | | WOG Kelsey Lauren | 0.44 | 32.54 | 1:10.17 | (4) 2:11.32 | |
| | | | SAVARD Katerine | 0.37 | 27.50 | 1:00.37 | (2) 3:11.69 | |
| | | | KEIRE Jacqueline | 0.21 | 26.43 | 55.39 | (2) 4:07.08 | |
| 6 | 2 | 6 | POL - POLAND | | | | 4:07.52 | 3.89 Q |
| | | | TCHORZ Alicja Maria | 0.79 | 29.85 | 1:01.34 | (3) 1:01.34 | |
| | | | SZTANDERA Dominika Anna | 0.26 | 33.03 | 1:09.76 | (2) 2:11.10 | |
| | | | NAZIEBLO Klaudia Patrycj | 0.24 | 28.44 | 1:00.63 | (3) 3:11.73 | |
| | | | DOWGIERT Anna | 0.08 | 26.49 | 55.79 | (3) 4:07.52 | |
| 7 | 2 | 4 | RUS - RUSSIAN FEDERATION | | | | 4:08.86 | 5.23 Q |
| | | | LAPSHINA Polina | 0.79 | 29.95 | 1:01.36 | (4) 1:01.36 | |
| | | | TEMNIKOVA Mariia | 0.38 | 33.10 | 1:09.87 | (3) 2:11.23 | |
| | | | GUZHENKOVA Anastasia | 0.13 | 28.17 | 1:01.08 | (4) 3:12.31 | |
| | | | OPENYSHEVA Arina | 0.21 | 27.88 | 56.55 | (4) 4:08.86 | |
| 8 | 3 | 6 | GER - GERMANY | | | | 4:08.99 | 5.36 Q |
| | | | LAEMMLER Nadine Marion | 0.73 | 30.29 | 1:02.92 | (6) 1:02.92 | |
| | | | STEIGER Jessica | 0.31 | 32.02 | 1:08.85 | (3) 2:11.77 | |
| | | | GRAF Lisa | 0.39 | 28.14 | 1:00.88 | (4) 3:12.65 | |
| | | | SCHMIDTKE Aliena | 0.34 | 26.94 | 56.34 | (4) 4:08.99 | |
| 9 | 3 | 7 | FRA - FRANCE | | | | 4:09.44 | 5.81 |
| | | | MAHIEU Pauline, Claude | 0.82 | 30.16 | 1:02.16 | (5) 1:02.16 | |
| | | | GALLEGO Solène | 0.27 | 32.87 | 1:11.04 | (5) 2:13.20 | |
| | | | BRUNO Justine | 0.31 | 27.59 | 1:00.72 | (5) 3:13.92 | |
| | | | TOUATI Assia, Anais, N | 0.06 | 26.80 | 55.52 | (5) 4:09.44 | |
| 10 | 2 | 2 | KOR - REPUBLIC of KOREA | | | | 4:11.10 | 7.47 |
| | | | KO Sumin | 0.72 | 30.05 | 1:03.13 | (5) 1:03.13 | |
| | | | YANG Jiwon | 0.56 | 33.25 | 1:10.43 | (5) 2:13.56 | |
| | | | PARK Jinyoung | 0.39 | 28.68 | 1:00.66 | (5) 3:14.22 | |
| | | | CHOI Hae Min | 0.33 | 27.14 | 56.88 | (5) 4:11.10 | |



RESULTS SUMMARY

成績總表

| | Record | NUSF (Relay) | Location | Date |
|-----------|---------|------------------------|----------------|-------------|
| WR | 3:51.55 | USA-UNITED STATES | BUDAPEST (HUN) | 30 JUL 2017 |
| UR | 3:58.04 | RUS-RUSSIAN FEDERATION | KAZAN (RUS) | 16 JUL 2013 |

Heats

| Rank | Heat | Lane | NUSF Name | R.T. | 50m | 100m | Time | Time Behind |
|------|------|------|-------------------------------|------|-------|-------------|----------------|-------------|
| 11 | 3 | 1 | NED - NETHERLANDS | | | | 4:13.25 | 9.62 |
| | | | TOUSSAINT Kira Marije | 0.69 | 29.50 | 1:01.57 (4) | 1:01.57 | |
| | | | VERMEULEN Tessa | 0.18 | 34.46 | 1:14.81 (6) | 2:16.38 | |
| | | | ZANDRINGA Kinge | 0.31 | 27.53 | 59.98 (6) | 3:16.36 | |
| | | | TIENSTRA Marieke | 0.26 | 27.37 | 56.89 (6) | 4:13.25 | |
| 12 | 2 | 7 | HKG - HONG KONG, CHINA | | | | 4:13.79 | 10.16 |
| | | | LAU Sze Wing Erica | 0.82 | 32.03 | 1:07.01 (7) | 1:07.01 | |
| | | | HAUGHEY Aisling Bridget | 0.44 | 33.13 | 1:10.89 (7) | 2:17.90 | |
| | | | TAM Hoi Lam | 0.47 | 28.63 | 1:02.36 (7) | 3:20.26 | |
| | | | HAUGHEY Siobhan Bernadette | 0.15 | 25.74 | 53.53 (6) | 4:13.79 | |
| 13 | 2 | 1 | TPE - CHINESE TAIPEI | | | | 4:16.73 | 13.10 |
| | | | HSU An | 0.81 | 30.30 | 1:03.99 (6) | 1:03.99 | |
| | | | LIAO Man Wen | 0.48 | 32.67 | 1:10.64 (6) | 2:14.63 | |
| | | | LI Yi Chia | 0.33 | 29.17 | 1:04.20 (6) | 3:18.83 | |
| | | | MO Li Err | 0.28 | 27.53 | 57.90 (7) | 4:16.73 | |
| 14 | 1 | 3 | CHN - CHINA | | | | 4:24.33 | 20.70 |
| | | | XU Lili | 0.66 | 31.61 | 1:05.29 (1) | 1:05.29 | |
| | | | LIN Xinlan | 0.46 | 34.13 | 1:13.42 (1) | 2:18.71 | |
| | | | GU Siwen | 0.62 | 29.72 | 1:05.46 (1) | 3:24.17 | |
| | | | WU Tong | 0.11 | 28.92 | 1:00.16 (1) | 4:24.33 | |
| 15 | 1 | 4 | CHI - CHILE | | | | 4:36.84 | 33.21 |
| | | | SPUHR RAMIREZ M | 0.67 | 32.59 | 1:08.86 (2) | 1:08.86 | |
| | | | CHANUAR Leila Andrea | 0.28 | 35.25 | 1:16.26 (2) | 2:25.12 | |
| | | | REYES HINRICHSEN D | 0.33 | 31.10 | 1:07.02 (2) | 3:32.14 | |
| | | | CHAMORRO MARTINE A | 0.29 | 31.22 | 1:04.70 (2) | 4:36.84 | |
| 16 | 3 | 8 | PHI - PHILIPPINES | | | | 4:51.70 | 48.07 |
| | | | OLIVARES Isabella | 0.74 | 33.09 | 1:08.22 (7) | 1:08.22 | |
| | | | RODGERS Joy | 0.41 | 36.34 | 1:18.98 (7) | 2:27.20 | |
| | | | MATABUENA Carmenrose | 0.48 | 33.14 | 1:13.75 (7) | 3:40.95 | |
| | | | OLIVEROS Trisha Anne | 0.57 | 33.19 | 1:10.75 (7) | 4:51.70 | |
| | 1 | 2 | BRA - BRAZIL | | | | DNS | |
| | | | LOPES FERREIRA DE P Daynara | | | | | |
| | | | ALENCAR DE SOUZA Pamela | | | | | |
| | | | MARCAL DIAS Daiene | | | | | |
| | | | DUARTE LYRIO Manuella | | | | | |
| | 1 | 5 | NGR - NIGERIA | | | | DNS | |
| | | | | | | | | |
| | 1 | 6 | COL - COLOMBIA | | | | DNS | |
| | | | QUINTERO SOSA Maria Clara | | | | | |
| | | | VELEZ CATANO Salome | | | | | |
| | | | MUNOZ MUNOZ Maria Paola | | | | | |
| | | | GIRALDO OCAMPO Maria Paula | | | | | |
| | 3 | 2 | CZE - CZECH REPUBLIC | | | | DNS | |

| Legend: | | | | | | | |
|------------|---------------|----------|------------------|-------------|---------------|-----------|--------------------|
| DNS | Did not start | Q | Classified Final | R.T. | Reaction time | UR | Universiade Record |
| WR | World record | | | | | | |



RESULT BOOK


29TH Summer Universiade Taipei 2017



Swimming

Men's 100m

Breaststroke





MEDALLISTS

獎牌得主

| Medal | Name | NUSF |
|--------|--------------------|--------------------------------|
| GOLD | RESS Justin Andrew | USA - United States of America |
| SILVER | HAGINO Kosuke | JPN - Japan |
| BRONZE | RAPSYS Danas | LTU - Lithuania |



START LIST

出場名單

| Record | Name | NUSF Code | Location | Date |
|--------|--------------------|-----------|----------------------|-------------|
| WR | 51.85 MURPHY RYAN | USA | RIO DE JANEIRO (BRA) | 13 AUG 2016 |
| UR | 52.60 IRIE RYOSUKE | JPN | BELGRADE (SRB) | 06 JUL 2009 |

Final

Event No. 3

| Lane | Name | NUSF Code | Date of Birth | Qualifying Time | Time | Rank |
|------|------------------------|-----------|---------------|-----------------|------|------|
| 1 | TREFFERS Benjamin Mark | AUS | 15 AUG 1991 | 54.79 | | |
| 2 | HAGINO Kosuke | JPN | 15 AUG 1994 | 54.57 | | |
| 3 | RAPSYS Danas | LTU | 21 MAY 1995 | 54.36 | | |
| 4 | RESS Justin Andrew | USA | 03 AUG 1997 | 53.34 | | |
| 5 | DALE Taylor Lee | USA | 29 DEC 1994 | 54.10 | | |
| 6 | CHRISTOU Apostolos | GRE | 01 NOV 1996 | 54.38 | | |
| 7 | RYAN Shane Patrick | IRL | 27 JAN 1994 | 54.63 | | |
| 8 | THORMEYER Markus | CAN | 25 AUG 1997 | 54.80 | | |

Reserves

| Name | NUSF Code | Date of Birth | Qualifying Time | Time | Rank |
|-----------------|-----------|---------------|-----------------|------|------|
| LARIN Roman | RUS | 18 MAR 1998 | 54.95 | | |
| SHABASOV Andrei | RUS | 20 JUN 1994 | 54.96 | | |

Note:

Consult competition schedule in INFO for heat start times

Legend:

UR Universiade Record WR World record



RESULTS SUMMARY

成績總表

| | Record | Name | NUSF Code | Location | Date |
|-----------|--------|--------------|-----------|----------------------|-------------|
| WR | 51.85 | MURPHY RYAN | USA | RIO DE JANEIRO (BRA) | 13 AUG 2016 |
| UR | 52.60 | IRIE RYOSUKE | JPN | BELGRADE (SRB) | 06 JUL 2009 |

| Final | | | | | | | | Event No. | 3 |
|-------|------|------|------------------------|-----------|------|-----------|-----------------------|-------------|---|
| Rank | Heat | Lane | Name | NUSF Code | R.T. | 50m | Time | Time Behind | |
| 1 | 1 | 4 | RESS Justin Andrew | USA | 0.89 | (1) 25.82 | 53.29 27.47 | | |
| 2 | 1 | 2 | HAGINO Kosuke | JPN | 0.75 | (7) 26.41 | 54.12 27.71 | 0.83 | |
| 3 | 1 | 3 | RAPSYS Danas | LTU | 0.81 | (2) 26.05 | 54.17 28.12 | 0.88 | |
| 4 | 1 | 7 | RYAN Shane Patrick | IRL | 0.80 | (3) 26.14 | 54.35 28.21 | 1.06 | |
| 5 | 1 | 1 | TREFFERS Benjamin Mark | AUS | 0.73 | (6) 26.25 | 54.39 28.14 | 1.10 | |
| 6 | 1 | 6 | CHRISTOU Apostolos | GRE | 0.91 | (3) 26.14 | 54.49 28.35 | 1.20 | |
| 7 | 1 | 5 | DALE Taylor Lee | USA | 0.71 | (5) 26.22 | 54.53 28.31 | 1.24 | |
| 8 | 1 | 8 | THORMEYER Markus | CAN | 0.86 | (8) 26.57 | 54.90 28.33 | 1.61 | |

Legend:

R.T. Reaction time UR Universiade Record WR World record



START LIST

出場名單

| | Record | Name | NUSF Code | Location | Date |
|----|--------|--------------|-----------|----------------------|-------------|
| WR | 51.85 | MURPHY RYAN | USA | RIO DE JANEIRO (BRA) | 13 AUG 2016 |
| UR | 52.60 | IRIE RYOSUKE | JPN | BELGRADE (SRB) | 06 JUL 2009 |

Heat 1 of 8

Event No. 3

| Lane | Name | NUSF Code | Date of Birth | Qualifying Time | Time | Rank |
|------|--------------------------|-----------|---------------|-----------------|------|------|
| 2 | ODUNI Amukali Evans | NGR | 15 MAR 1990 | | | |
| 3 | GODBLESS Joseph | NGR | 24 DEC 1996 | 1:13.18 | | |
| 4 | LATT Daniil | EST | 19 AUG 1998 | 1:04.12 | | |
| 5 | DIMAYUGA Ryan Anthony | PHI | 30 JUN 1999 | 1:07.60 | | |
| 6 | AL-BULUSHI Mohamed Tariq | OMA | 12 JUL 1992 | 1:15.23 | | |

Heat 2 of 8

| Lane | Name | NUSF Code | Date of Birth | Qualifying Time | Time | Rank |
|------|---------------------------|-----------|---------------|-----------------|------|------|
| 1 | MERCADO Christen | PHI | 01 APR 1996 | 1:02.00 | | |
| 2 | WAKED Maroun | LBN | 07 APR 1995 | 1:01.00 | | |
| 3 | WRATSANGKA Adityastha Rai | INA | 25 NOV 1997 | 59.49 | | |
| 4 | MITSUMASU TOYOFUKO Daniel | PER | 11 MAY 1994 | 58.50 | | |
| 5 | GUSSEV Andrei | EST | 11 JUL 1997 | 58.61 | | |
| 6 | CHEPISHEVSKI Gorazd | MKD | 16 MAR 1993 | 59.72 | | |
| 7 | ABOUB Nassim | ALG | 06 SEP 1996 | 1:01.23 | | |
| 8 | YALUK FLORES Alfredo Jose | PAR | 25 SEP 1998 | 1:02.12 | | |

Heat 3 of 8

| Lane | Name | NUSF Code | Date of Birth | Qualifying Time | Time | Rank |
|------|------------------------|-----------|---------------|-----------------|------|------|
| 1 | LAU Shiu Yue | HKG | 20 JUL 1997 | 58.17 | | |
| 2 | BENBARA Mehdi Nazim | ALG | 31 AUG 1998 | 57.88 | | |
| 3 | SZENTES Bence | HUN | 29 MAR 1996 | 57.40 | | |
| 4 | FAIR Neil | RSA | 13 JAN 1997 | 57.17 | | |
| 5 | BUGDOL Rafal Jozef | POL | 02 OCT 1995 | 57.19 | | |
| 6 | MC EVOY Rory Purcell | IRL | 19 MAR 1998 | 57.43 | | |
| 7 | CHANG Hou Chi | TPE | 28 OCT 1997 | 57.89 | | |
| 8 | MARKKANEN Janne Markus | FIN | 12 MAY 1994 | 58.37 | | |

Heat 4 of 8

| Lane | Name | NUSF Code | Date of Birth | Qualifying Time | Time | Rank |
|------|--------------------------|-----------|---------------|-----------------|------|------|
| 1 | BINEDELL Martin Christia | RSA | 30 JUL 1995 | 56.58 | | |
| 2 | CESPEDES ECHEVERRI David | COL | 29 MAR 1994 | 56.32 | | |
| 3 | HURNYTSKYI Dmytro | UKR | 24 OCT 1994 | 56.00 | | |
| 4 | MAIN Bayley Heath Pe | NZL | 14 MAR 1997 | 55.69 | | |
| 5 | STANKEVICIUS Gytis | LTU | 30 JUL 1994 | 55.82 | | |
| 6 | KASKABAY Adil | KAZ | 13 MAY 1998 | 56.24 | | |
| 7 | WANG Yu Lian | TPE | 06 SEP 1994 | 56.58 | | |
| 8 | SONG AN Andy Xianyang | MEX | 20 AUG 1998 | 56.85 | | |



START LIST

出場名單

| | Record | Name | NUSF Code | Location | Date |
|----|--------|--------------|-----------|----------------------|-------------|
| WR | 51.85 | MURPHY RYAN | USA | RIO DE JANEIRO (BRA) | 13 AUG 2016 |
| UR | 52.60 | IRIE RYOSUKE | JPN | BELGRADE (SRB) | 06 JUL 2009 |

Heat 5 of 8

| Lane | Name | NUSF Code | Date of Birth | Qualifying Time | Time | Rank |
|------|----------------------------------|-----------|---------------|-----------------|------|------|
| 1 | REITSHAMMER Bernhard | AUT | 17 JUN 1994 | 55.64 | | |
| 2 | FREDRIKSSON Dag Petter | SWE | 24 FEB 1997 | 55.54 | | |
| 3 | WON Youngjun | KOR | 08 JAN 1998 | 55.28 | | |
| 4 | LEE Juho | KOR | 23 JAN 1995 | 55.19 | | |
| 5 | HOEKFELT Gustav Goeran V | SWE | 30 AUG 1994 | 55.21 | | |
| 6 | COETZEE Corneille Gerha | NZL | 17 OCT 1994 | 55.48 | | |
| 7 | HOCKIN BRUSQUETTI Charles Daniel | PAR | 04 NOV 1989 | 55.63 | | |
| 8 | FELDBERGS Girts | LAT | 17 FEB 1993 | 55.68 | | |

Heat 6 of 8

| Lane | Name | NUSF Code | Date of Birth | Qualifying Time | Time | Rank |
|------|------------------------------|-----------|---------------|-----------------|------|------|
| 1 | LOPES Gabriel | POR | 15 MAY 1997 | 55.02 | | |
| 2 | SPANOUKAKIS Georgios | GRE | 05 AUG 1994 | 54.55 | | |
| 3 | RAPSYS Danas | LTU | 21 MAY 1995 | 54.07 | | |
| 4 | CHRISTOU Apostolos | GRE | 01 NOV 1996 | 53.38 | | |
| 5 | POLEWKA Tomasz | POL | 05 AUG 1994 | 53.98 | | |
| 6 | RESTIVO Matteo | ITA | 04 NOV 1994 | 54.24 | | |
| 7 | DIAS MASSE BASSETO Guilherme | BRA | 12 MAR 1997 | 54.78 | | |
| 8 | HILL Robert Graham | CAN | 29 JAN 1996 | 55.17 | | |

Heat 7 of 8

| Lane | Name | NUSF Code | Date of Birth | Qualifying Time | Time | Rank |
|------|-------------------------|-----------|---------------|-----------------|------|------|
| 1 | STASELOVICH Viktor | BLR | 28 MAY 1994 | 54.91 | | |
| 2 | GAMBURG David | ISR | 12 DEC 1993 | 54.38 | | |
| 3 | TREFFERS Benjamin Mark | AUS | 15 AUG 1991 | 54.06 | | |
| 4 | RESS Justin Andrew | USA | 03 AUG 1997 | 53.27 | | |
| 5 | RYAN Shane Patrick | IRL | 27 JAN 1994 | 53.85 | | |
| 6 | MILLI Matteo | ITA | 22 APR 1989 | 54.24 | | |
| 7 | AVETAND Thomas, Valenti | FRA | 24 JUL 1995 | 54.78 | | |
| 8 | UNO Shuhei | JPN | 25 OCT 1997 | 55.07 | | |



START LIST

出場名單

| | Record | Name | NUSF Code | Location | Date |
|-----------|--------|--------------|-----------|----------------------|-------------|
| WR | 51.85 | MURPHY RYAN | USA | RIO DE JANEIRO (BRA) | 13 AUG 2016 |
| UR | 52.60 | IRIE RYOSUKE | JPN | BELGRADE (SRB) | 06 JUL 2009 |

Heat 8 of 8

| Lane | Name | NUSF Code | Date of Birth | Qualifying Time | Time | Rank |
|------|-----------------------|-----------|---------------|-----------------|------|------|
| 1 | THORMEYER Markus | CAN | 25 AUG 1997 | 54.81 | | |
| 2 | KOPELEV Jonatan Josef | ISR | 01 OCT 1991 | 54.38 | | |
| 3 | DALE Taylor Lee | USA | 29 DEC 1994 | 54.00 | | |
| 4 | HAGINO Kosuke | JPN | 15 AUG 1994 | 53.08 | | |
| 5 | SHABASOV Andrei | RUS | 20 JUN 1994 | 53.77 | | |
| 6 | BALOG Gabor | HUN | 02 SEP 1990 | 54.08 | | |
| 7 | LARIN Roman | RUS | 18 MAR 1998 | 54.67 | | |
| 8 | TSMYH Mikita | BLR | 15 APR 1997 | 55.02 | | |

Note:
Consult competition schedule in INFO for heat start times

Legend:
UR Universiade Record **WR** World record



RESULTS

比賽成績

| | Record | Name | NUSF Code | Location | Date |
|----|--------|--------------|-----------|----------------------|-------------|
| WR | 51.85 | MURPHY RYAN | USA | RIO DE JANEIRO (BRA) | 13 AUG 2016 |
| UR | 52.60 | IRIE RYOSUKE | JPN | BELGRADE (SRB) | 06 JUL 2009 |

Heat 1 of 8

Event No. 3

| Rank | Lane | Name | NUSF Code | R.T. | 50m | Time | Time Behind |
|------|------|--------------------------|-----------|------|-----------|-------------------------|-------------|
| 1 | 4 | LATT Daniil | EST | 1.01 | (1) 32.25 | 1:08.67 36.42 | |
| 2 | 5 | DIMAYUGA Ryan Anthony | PHI | 0.67 | (2) 32.83 | 1:10.68 37.85 | 2.01 |
| | 2 | ODUNI Amukali Evans | NGR | | | DNS | |
| | 3 | GODBLESS Joseph | NGR | | | DNS | |
| | 6 | AL-BULUSHI Mohamed Tariq | OMA | | | DNS | |

Heat 2 of 8

| Rank | Lane | Name | NUSF Code | R.T. | 50m | Time | Time Behind |
|------|------|---------------------------|-----------|------|-----------|-------------------------|-------------|
| 1 | 5 | GUSSEV Andrei | EST | 0.64 | (1) 27.83 | 58.37 30.54 | |
| 2 | 3 | WRATSANGKA Adityastha Rai | INA | 0.69 | (4) 29.22 | 59.64 30.42 | 1.27 |
| 3 | 6 | CHEPISHEVSKI Gorazd | MKD | 0.73 | (2) 28.43 | 59.99 31.56 | 1.62 |
| 4 | 7 | ABOUB Nassim | ALG | 0.76 | (3) 29.07 | 1:00.93 31.86 | 2.56 |
| 5 | 4 | MITSUMASU TOYOFU D | PER | 0.83 | (5) 29.24 | 1:01.34 32.10 | 2.97 |
| 6 | 2 | WAKED Maroun | LBN | 0.87 | (6) 30.86 | 1:03.60 32.74 | 5.23 |
| 7 | 8 | YALUK FLORES Alfredo Jose | PAR | 0.79 | (7) 31.71 | 1:05.45 33.74 | 7.08 |
| 8 | 1 | MERCADO Christen | PHI | 0.94 | (8) 31.79 | 1:07.55 35.76 | 9.18 |

Heat 3 of 8

| Rank | Lane | Name | NUSF Code | R.T. | 50m | Time | Time Behind |
|------|------|------------------------|-----------|------|-----------|-----------------------|-------------|
| 1 | 5 | BUGDOL Rafal Jozef | POL | 0.64 | (1) 26.97 | 56.87 29.90 | |
| 2 | 4 | FAIR Neil | RSA | 0.93 | (2) 27.65 | 57.56 29.91 | 0.69 |
| 3 | 6 | MC EVOY Rory Purcell | IRL | 0.86 | (2) 27.65 | 58.14 30.49 | 1.27 |
| 4 | 1 | LAU Shiu Yue | HKG | 0.76 | (7) 28.26 | 58.15 29.89 | 1.28 |
| 5 | 3 | SZENTES Bence | HUN | 0.97 | (5) 28.14 | 58.19 30.05 | 1.32 |
| 6 | 7 | CHANG Hou Chi | TPE | 0.83 | (6) 28.18 | 59.00 30.82 | 2.13 |
| 7 | 8 | MARKKANEN Janne Markus | FIN | 0.75 | (4) 27.99 | 59.54 31.55 | 2.67 |
| | 2 | BENBARA Mehdi Nazim | ALG | | | DNS | |



RESULTS

比賽成績

| | Record | Name | NUSF Code | Location | Date |
|----|--------|--------------|-----------|----------------------|-------------|
| WR | 51.85 | MURPHY RYAN | USA | RIO DE JANEIRO (BRA) | 13 AUG 2016 |
| UR | 52.60 | IRIE RYOSUKE | JPN | BELGRADE (SRB) | 06 JUL 2009 |

Heat 4 of 8

| Rank | Lane | Name | NUSF Code | R.T. | 50m | Time | Time Behind |
|------|------|--------------------------|-----------|------|-----------|-----------------------|-------------|
| 1 | 3 | HURNYTSKYI Dmytro | UKR | 0.81 | (1) 26.28 | 55.81 29.53 | |
| 2 | 1 | BINEDELL Martin Christia | RSA | 0.71 | (2) 27.01 | 56.44 29.43 | 0.63 |
| 3 | 5 | STANKEVICIUS Gytis | LTU | 0.71 | (3) 27.10 | 56.54 29.44 | 0.73 |
| 4 | 8 | SONG AN Andy Xianyang | MEX | 0.84 | (5) 27.39 | 56.91 29.52 | 1.10 |
| 5 | 4 | MAIN Bayley Heath Pe | NZL | 0.81 | (4) 27.36 | 57.34 29.98 | 1.53 |
| 6 | 6 | KASKABAY Adil | KAZ | 0.69 | (6) 27.80 | 57.63 29.83 | 1.82 |
| 7 | 2 | CESPEDES ECHEVERRI David | COL | 0.85 | (7) 27.83 | 57.66 29.83 | 1.85 |
| 8 | 7 | WANG Yu Lian | TPE | 0.95 | (8) 27.89 | 57.81 29.92 | 2.00 |

Heat 5 of 8

| Rank | Lane | Name | NUSF Code | R.T. | 50m | Time | Time Behind |
|------|------|--------------------------|-----------|------|-----------|-----------------------|-------------|
| 1 | 3 | WON Youngjun | KOR | 0.80 | (2) 27.07 | 55.93 28.86 | |
| 2 | 2 | FREDRIKSSON Dag Petter | SWE | 0.85 | (6) 27.21 | 56.15 28.94 | 0.22 |
| 3 | 4 | LEE Juho | KOR | 0.81 | (1) 26.96 | 56.39 29.43 | 0.46 |
| 4 | 6 | COETZEE Corneille Gerha | NZL | 0.78 | (5) 27.17 | 56.51 29.34 | 0.58 |
| 5 | 8 | FELDBERGS Girts | LAT | 0.79 | (4) 27.16 | 56.63 29.47 | 0.70 |
| 6 | 5 | HOEKFELT Gustav Goeran V | SWE | 0.73 | (3) 27.09 | 56.71 29.62 | 0.78 |
| 7 | 7 | HOCKIN BRUSQUETT C | PAR | 0.60 | (7) 27.47 | 57.29 29.82 | 1.36 |
| 8 | 1 | REITSHAMMER Bernhard | AUT | 0.80 | (8) 27.58 | 57.65 30.07 | 1.72 |



RESULTS

比賽成績

| | Record | Name | NUSF Code | Location | Date |
|----|--------|--------------|-----------|----------------------|-------------|
| WR | 51.85 | MURPHY RYAN | USA | RIO DE JANEIRO (BRA) | 13 AUG 2016 |
| UR | 52.60 | IRIE RYOSUKE | JPN | BELGRADE (SRB) | 06 JUL 2009 |

Heat 6 of 8

| Rank | Lane | Name | NUSF Code | R.T. | 50m | Time | Time Behind |
|------|------|----------------------|-----------|------|-----------|-----------------------|-------------|
| 1 | 3 | RAPSYS Danas | LTU | 0.85 | (2) 26.43 | 54.51 28.08 | |
| 2 | 4 | CHRISTOU Apostolos | GRE | 0.81 | (1) 25.96 | 54.78 28.82 | 0.27 |
| 3 | 5 | POLEWKA Tomasz | POL | 0.63 | (3) 26.82 | 55.72 28.90 | 1.21 |
| 4 | 8 | HILL Robert Graham | CAN | 0.77 | (7) 27.30 | 55.75 28.45 | 1.24 |
| 5 | 1 | LOPES Gabriel | POR | 0.76 | (5) 27.00 | 55.86 28.86 | 1.35 |
| 6 | 6 | RESTIVO Matteo | ITA | 0.79 | (6) 27.04 | 55.98 28.94 | 1.47 |
| 7 | 7 | DIAS MASSE BASSE G | BRA | 0.72 | (4) 26.90 | 56.68 29.78 | 2.17 |
| | 2 | SPANOUKAKIS Georgios | GRE | | | DNS | |

Heat 7 of 8

| Rank | Lane | Name | NUSF Code | R.T. | 50m | Time | Time Behind |
|------|------|-------------------------|-----------|------|-----------|-----------------------|-------------|
| 1 | 4 | RESS Justin Andrew | USA | 0.69 | (6) 26.81 | 53.63 26.82 | |
| 2 | 5 | RYAN Shane Patrick | IRL | 0.95 | (7) 26.97 | 54.71 27.74 | 1.08 |
| 3 | 3 | TREFFERS Benjamin Mark | AUS | 0.77 | (1) 26.18 | 54.82 28.64 | 1.19 |
| 4 | 2 | GAMBURG David | ISR | 0.84 | (3) 26.62 | 55.23 28.61 | 1.60 |
| 5 | 8 | UNO Shuhei | JPN | 0.64 | (2) 26.57 | 55.48 28.91 | 1.85 |
| 6 | 6 | MILLI Matteo | ITA | 0.69 | (8) 27.01 | 55.80 28.79 | 2.17 |
| 7 | 7 | AVETAND Thomas, Valenti | FRA | 0.76 | (5) 26.71 | 56.40 29.69 | 2.77 |
| 8 | 1 | STASELOVICH Viktor | BLR | 0.70 | (3) 26.62 | 56.74 30.12 | 3.11 |



RESULTS

比賽成績

| | Record | Name | NUSF Code | Location | Date |
|-----------|--------|--------------|-----------|----------------------|-------------|
| WR | 51.85 | MURPHY RYAN | USA | RIO DE JANEIRO (BRA) | 13 AUG 2016 |
| UR | 52.60 | IRIE RYOSUKE | JPN | BELGRADE (SRB) | 06 JUL 2009 |

Heat 8 of 8

| Rank | Lane | Name | NUSF Code | R.T. | 50m | Time | Time Behind |
|------|------|-----------------------|-----------|------|-----|--------------|-------------|
| 1 | 3 | DALE Taylor Lee | USA | 0.76 | | 54.13 | |
| 2 | 4 | HAGINO Kosuke | JPN | 0.77 | | 54.96 | 0.83 |
| 3 | 1 | THORMEYER Markus | CAN | 0.91 | | 55.04 | 0.91 |
| 4 | 7 | LARIN Roman | RUS | 0.81 | | 55.21 | 1.08 |
| 5 | 6 | BALOG Gabor | HUN | 0.73 | | 55.32 | 1.19 |
| 6 | 5 | SHABASOV Andrei | RUS | 0.80 | | 55.46 | 1.33 |
| 7 | 8 | TSMYH Mikita | BLR | 0.79 | | 55.49 | 1.36 |
| 8 | 2 | KOPELEV Jonatan Josef | ISR | 0.80 | | 55.85 | 1.72 |

Legend:

DNS Did not start **R.T.** Reaction time **UR** Universiade Record **WR** World record



RESULTS SUMMARY

成績總表

| | Record | Name | NUSF Code | Location | Date |
|----|--------|--------------|-----------|----------------------|-------------|
| WR | 51.85 | MURPHY RYAN | USA | RIO DE JANEIRO (BRA) | 13 AUG 2016 |
| UR | 52.60 | IRIE RYOSUKE | JPN | BELGRADE (SRB) | 06 JUL 2009 |

| Heats | | | | | | | | Event No. | 3 |
|-------|------|------|-------------------------|-----------|------|-----------|-----------------------|-------------|---|
| Rank | Heat | Lane | Name | NUSF Code | R.T. | 50m | Time | Time Behind | |
| 1 | 7 | 4 | RESS Justin Andrew | USA | 0.69 | (6) 26.81 | 53.63 26.82 | Q | |
| 2 | 8 | 3 | DALE Taylor Lee | USA | 0.76 | | 54.13 | 0.50 Q | |
| 3 | 6 | 3 | RAPSYS Danas | LTU | 0.85 | (2) 26.43 | 54.51 28.08 | 0.88 Q | |
| 4 | 7 | 5 | RYAN Shane Patrick | IRL | 0.95 | (7) 26.97 | 54.71 27.74 | 1.08 Q | |
| 5 | 6 | 4 | CHRISTOU Apostolos | GRE | 0.81 | (1) 25.96 | 54.78 28.82 | 1.15 Q | |
| 6 | 7 | 3 | TREFFERS Benjamin Mark | AUS | 0.77 | (1) 26.18 | 54.82 28.64 | 1.19 Q | |
| 7 | 8 | 4 | HAGINO Kosuke | JPN | 0.77 | | 54.96 | 1.33 Q | |
| 8 | 8 | 1 | THORMEYER Markus | CAN | 0.91 | | 55.04 | 1.41 Q | |
| 9 | 8 | 7 | LARIN Roman | RUS | 0.81 | | 55.21 | 1.58 Q | |
| 10 | 7 | 2 | GAMBURG David | ISR | 0.84 | (3) 26.62 | 55.23 28.61 | 1.60 Q | |
| 11 | 8 | 6 | BALOG Gabor | HUN | 0.73 | | 55.32 | 1.69 Q | |
| 12 | 8 | 5 | SHABASOV Andrei | RUS | 0.80 | | 55.46 | 1.83 Q | |
| 13 | 7 | 8 | UNO Shuhei | JPN | 0.64 | (2) 26.57 | 55.48 28.91 | 1.85 Q | |
| 14 | 8 | 8 | TSMYH Mikita | BLR | 0.79 | | 55.49 | 1.86 Q | |
| 15 | 6 | 5 | POLEWKA Tomasz | POL | 0.63 | (3) 26.82 | 55.72 28.90 | 2.09 Q | |
| 16 | 6 | 8 | HILL Robert Graham | CAN | 0.77 | (7) 27.30 | 55.75 28.45 | 2.12 Q | |
| 17 | 7 | 6 | MILLI Matteo | ITA | 0.69 | (8) 27.01 | 55.80 28.79 | 2.17 | |
| 18 | 4 | 3 | HURNYTSKYI Dmytro | UKR | 0.81 | (1) 26.28 | 55.81 29.53 | 2.18 | |
| 19 | 8 | 2 | KOPELEV Jonatan Josef | ISR | 0.80 | | 55.85 | 2.22 | |
| 20 | 6 | 1 | LOPES Gabriel | POR | 0.76 | (5) 27.00 | 55.86 28.86 | 2.23 | |
| 21 | 5 | 3 | WON Youngjun | KOR | 0.80 | (2) 27.07 | 55.93 28.86 | 2.30 | |
| 22 | 6 | 6 | RESTIVO Matteo | ITA | 0.79 | (6) 27.04 | 55.98 28.94 | 2.35 | |
| 23 | 5 | 2 | FREDRIKSSON Dag Petter | SWE | 0.85 | (6) 27.21 | 56.15 28.94 | 2.52 | |
| 24 | 5 | 4 | LEE Juho | KOR | 0.81 | (1) 26.96 | 56.39 29.43 | 2.76 | |
| 25 | 7 | 7 | AVETAND Thomas, Valenti | FRA | 0.76 | (5) 26.71 | 56.40 29.69 | 2.77 | |



RESULTS SUMMARY

成績總表

| | Record | Name | NUSF Code | Location | Date |
|----|--------|--------------|-----------|----------------------|-------------|
| WR | 51.85 | MURPHY RYAN | USA | RIO DE JANEIRO (BRA) | 13 AUG 2016 |
| UR | 52.60 | IRIE RYOSUKE | JPN | BELGRADE (SRB) | 06 JUL 2009 |

Heats

| Rank | Heat | Lane | Name | NUSF Code | R.T. | 50m | Time | Time Behind |
|------|------|------|---------------------------|-----------|------|-----------|-------------------------|-------------|
| 26 | 4 | 1 | BINEDELL Martin Christia | RSA | 0.71 | (2) 27.01 | 56.44 29.43 | 2.81 |
| 27 | 5 | 6 | COETZEE Corneille Gerha | NZL | 0.78 | (5) 27.17 | 56.51 29.34 | 2.88 |
| 28 | 4 | 5 | STANKEVICIUS Gytis | LTU | 0.71 | (3) 27.10 | 56.54 29.44 | 2.91 |
| 29 | 5 | 8 | FELDBERGS Girts | LAT | 0.79 | (4) 27.16 | 56.63 29.47 | 3.00 |
| 30 | 6 | 7 | DIAS MASSE BASSE G | BRA | 0.72 | (4) 26.90 | 56.68 29.78 | 3.05 |
| 31 | 5 | 5 | HOEKFELT Gustav Goeran V | SWE | 0.73 | (3) 27.09 | 56.71 29.62 | 3.08 |
| 32 | 7 | 1 | STASELOVICH Viktor | BLR | 0.70 | (3) 26.62 | 56.74 30.12 | 3.11 |
| 33 | 3 | 5 | BUGDOL Rafal Jozef | POL | 0.64 | (1) 26.97 | 56.87 29.90 | 3.24 |
| 34 | 4 | 8 | SONG AN Andy Xianyang | MEX | 0.84 | (5) 27.39 | 56.91 29.52 | 3.28 |
| 35 | 5 | 7 | HOCKIN BRUSQUETT C | PAR | 0.60 | (7) 27.47 | 57.29 29.82 | 3.66 |
| 36 | 4 | 4 | MAIN Bayley Heath Pe | NZL | 0.81 | (4) 27.36 | 57.34 29.98 | 3.71 |
| 37 | 3 | 4 | FAIR Neil | RSA | 0.93 | (2) 27.65 | 57.56 29.91 | 3.93 |
| 38 | 4 | 6 | KASKABAY Adil | KAZ | 0.69 | (6) 27.80 | 57.63 29.83 | 4.00 |
| 39 | 5 | 1 | REITSHAMMER Bernhard | AUT | 0.80 | (8) 27.58 | 57.65 30.07 | 4.02 |
| 40 | 4 | 2 | CESPEDES ECHEVERRI David | COL | 0.85 | (7) 27.83 | 57.66 29.83 | 4.03 |
| 41 | 4 | 7 | WANG Yu Lian | TPE | 0.95 | (8) 27.89 | 57.81 29.92 | 4.18 |
| 42 | 3 | 6 | MC EVOY Rory Purcell | IRL | 0.86 | (2) 27.65 | 58.14 30.49 | 4.51 |
| 43 | 3 | 1 | LAU Shiu Yue | HKG | 0.76 | (7) 28.26 | 58.15 29.89 | 4.52 |
| 44 | 3 | 3 | SZENTES Bence | HUN | 0.97 | (5) 28.14 | 58.19 30.05 | 4.56 |
| 45 | 2 | 5 | GUSSEV Andrei | EST | 0.64 | (1) 27.83 | 58.37 30.54 | 4.74 |
| 46 | 3 | 7 | CHANG Hou Chi | TPE | 0.83 | (6) 28.18 | 59.00 30.82 | 5.37 |
| 47 | 3 | 8 | MARKKANEN Janne Markus | FIN | 0.75 | (4) 27.99 | 59.54 31.55 | 5.91 |
| 48 | 2 | 3 | WRATSANGKA Adityastha Rai | INA | 0.69 | (4) 29.22 | 59.64 30.42 | 6.01 |
| 49 | 2 | 6 | CHEPISHEVSKI Gorazd | MKD | 0.73 | (2) 28.43 | 59.99 31.56 | 6.36 |
| 50 | 2 | 7 | ABOUB Nassim | ALG | 0.76 | (3) 29.07 | 1:00.93 31.86 | 7.30 |



RESULTS SUMMARY

成績總表

| | Record | Name | NUSF Code | Location | Date |
|-----------|--------|--------------|-----------|----------------------|-------------|
| WR | 51.85 | MURPHY RYAN | USA | RIO DE JANEIRO (BRA) | 13 AUG 2016 |
| UR | 52.60 | IRIE RYOSUKE | JPN | BELGRADE (SRB) | 06 JUL 2009 |

Heats

| Rank | Heat | Lane | Name | NUSF Code | R.T. | 50m | Time | Time Behind |
|------|------|------|---------------------------|-----------|------|-----------|-------------------------|-------------|
| 51 | 2 | 4 | MITSUMASU TOYOFU D | PER | 0.83 | (5) 29.24 | 1:01.34 32.10 | 7.71 |
| 52 | 2 | 2 | WAKED Maroun | LBN | 0.87 | (6) 30.86 | 1:03.60 32.74 | 9.97 |
| 53 | 2 | 8 | YALUK FLORES Alfredo Jose | PAR | 0.79 | (7) 31.71 | 1:05.45 33.74 | 11.82 |
| 54 | 2 | 1 | MERCADO Christen | PHI | 0.94 | (8) 31.79 | 1:07.55 35.76 | 13.92 |
| 55 | 1 | 4 | LATT Daniil | EST | 1.01 | (1) 32.25 | 1:08.67 36.42 | 15.04 |
| 56 | 1 | 5 | DIMAYUGA Ryan Anthony | PHI | 0.67 | (2) 32.83 | 1:10.68 37.85 | 17.05 |
| | 1 | 2 | ODUNI Amukali Evans | NGR | | | DNS | |
| | 1 | 6 | AL-BULUSHI Mohamed Tariq | OMA | | | DNS | |
| | 1 | 3 | GODBLESS Joseph | NGR | | | DNS | |
| | 3 | 2 | BENBARA Mehdi Nazim | ALG | | | DNS | |
| | 6 | 2 | SPANOUKAKIS Georgios | GRE | | | DNS | |

Legend:

Q Classified Final R.T. Reaction time UR Universiade Record WR World record



START LIST

出場名單

| | Record | Name | NUSF Code | Location | Date |
|----|--------|--------------|-----------|----------------------|-------------|
| WR | 51.85 | MURPHY RYAN | USA | RIO DE JANEIRO (BRA) | 13 AUG 2016 |
| UR | 52.60 | IRIE RYOSUKE | JPN | BELGRADE (SRB) | 06 JUL 2009 |

Semifinal 1 of 2

Event No. 3

| Lane | Name | NUSF Code | Date of Birth | Qualifying Time | Time | Rank |
|------|------------------------|-----------|---------------|-----------------|------|------|
| 1 | TSMYH Mikita | BLR | 15 APR 1997 | 55.49 | | |
| 2 | GAMBURG David | ISR | 12 DEC 1993 | 55.23 | | |
| 3 | TREFFERS Benjamin Mark | AUS | 15 AUG 1991 | 54.82 | | |
| 4 | DALE Taylor Lee | USA | 29 DEC 1994 | 54.13 | | |
| 5 | RYAN Shane Patrick | IRL | 27 JAN 1994 | 54.71 | | |
| 6 | THORMEYER Markus | CAN | 25 AUG 1997 | 55.04 | | |
| 7 | SHABASOV Andrei | RUS | 20 JUN 1994 | | | |
| 8 | HILL Robert Graham | CAN | 29 JAN 1996 | 55.75 | | |

Semifinal 2 of 2

| Lane | Name | NUSF Code | Date of Birth | Qualifying Time | Time | Rank |
|------|--------------------|-----------|---------------|-----------------|------|------|
| 1 | UNO Shuhei | JPN | 25 OCT 1997 | 55.48 | | |
| 2 | LARIN Roman | RUS | 18 MAR 1998 | | | |
| 3 | CHRISTOU Apostolos | GRE | 01 NOV 1996 | 54.78 | | |
| 4 | RESS Justin Andrew | USA | 03 AUG 1997 | 53.63 | | |
| 5 | RAPSYS Danas | LTU | 21 MAY 1995 | 54.51 | | |
| 6 | HAGINO Kosuke | JPN | 15 AUG 1994 | 54.96 | | |
| 7 | BALOG Gabor | HUN | 02 SEP 1990 | 55.32 | | |
| 8 | POLEWKA Tomasz | POL | 05 AUG 1994 | 55.72 | | |

Reserves

| Name | NUSF Code | Date of Birth | Qualifying Time | Time | Rank |
|-------------------|-----------|---------------|-----------------|------|------|
| MILLI Matteo | ITA | 22 APR 1989 | 55.80 | | |
| HURNYTSKYI Dmytro | UKR | 24 OCT 1994 | 55.81 | | |

Note:
Consult competition schedule in INFO for heat start times

Legend:
UR Universiade Record WR World record



RESULTS

比賽成績

| | Record | Name | NUSF Code | Location | Date |
|----|--------|--------------|-----------|----------------------|-------------|
| WR | 51.85 | MURPHY RYAN | USA | RIO DE JANEIRO (BRA) | 13 AUG 2016 |
| UR | 52.60 | IRIE RYOSUKE | JPN | BELGRADE (SRB) | 06 JUL 2009 |

Semifinal 1

Event No. 3

| Rank | Lane | Name | NUSF Code | R.T. | 50m | Time | Time Behind |
|------|------|------------------------|-----------|------|-----------|-----------------------|-------------|
| 1 | 4 | DALE Taylor Lee | USA | 0.73 | (1) 26.16 | 54.10 27.94 | |
| 2 | 5 | RYAN Shane Patrick | IRL | 0.78 | (2) 26.42 | 54.63 28.21 | 0.53 |
| 3 | 3 | TREFFERS Benjamin Mark | AUS | 0.81 | (6) 26.73 | 54.79 28.06 | 0.69 |
| 4 | 6 | THORMEYER Markus | CAN | 0.82 | (5) 26.64 | 54.80 28.16 | 0.70 |
| 5 | 7 | SHABASOV Andrei | RUS | 0.76 | (7) 26.94 | 54.96 28.02 | 0.86 |
| 6 | 1 | TSMYH Mikita | BLR | 0.80 | (4) 26.63 | 55.08 28.45 | 0.98 |
| 7 | 8 | HILL Robert Graham | CAN | 0.79 | (8) 27.05 | 55.24 28.19 | 1.14 |
| 8 | 2 | GAMBURG David | ISR | 0.76 | (2) 26.42 | 55.43 29.01 | 1.33 |

Semifinal 2

| Rank | Lane | Name | NUSF Code | R.T. | 50m | Time | Time Behind |
|------|------|--------------------|-----------|------|-----------|-----------------------|-------------|
| 1 | 4 | RESS Justin Andrew | USA | 0.82 | (1) 25.84 | 53.34 27.50 | |
| 2 | 5 | RAPSYS Danas | LTU | 0.62 | (3) 26.26 | 54.36 28.10 | 1.02 |
| 3 | 3 | CHRISTOU Apostolos | GRE | 1.09 | (2) 26.00 | 54.38 28.38 | 1.04 |
| 4 | 6 | HAGINO Kosuke | JPN | 0.75 | (7) 26.72 | 54.57 27.85 | 1.23 |
| 5 | 2 | LARIN Roman | RUS | 0.85 | (4) 26.50 | 54.95 28.45 | 1.61 |
| 6 | 7 | BALOG Gabor | HUN | 0.77 | (5) 26.65 | 55.05 28.40 | 1.71 |
| 7 | 1 | UNO Shuhei | JPN | 0.72 | (6) 26.71 | 55.20 28.49 | 1.86 |
| 8 | 8 | POLEWKA Tomasz | POL | 0.78 | (7) 26.72 | 55.28 28.56 | 1.94 |

Legend:

R.T. Reaction time UR Universiade Record WR World record



RESULTS SUMMARY

成績總表

| | Record | Name | NUSF Code | Location | Date |
|-----------|--------|--------------|-----------|----------------------|-------------|
| WR | 51.85 | MURPHY RYAN | USA | RIO DE JANEIRO (BRA) | 13 AUG 2016 |
| UR | 52.60 | IRIE RYOSUKE | JPN | BELGRADE (SRB) | 06 JUL 2009 |

| Semifinals | | | | | | | | Event No. | 3 |
|------------|------|------|------------------------|-----------|------|-----------|-----------------------|-------------|---|
| Rank | Heat | Lane | Name | NUSF Code | R.T. | 50m | Time | Time Behind | |
| 1 | 2 | 4 | RESS Justin Andrew | USA | 0.82 | (1) 25.84 | 53.34 27.50 | Q | |
| 2 | 1 | 4 | DALE Taylor Lee | USA | 0.73 | (1) 26.16 | 54.10 27.94 | 0.76 Q | |
| 3 | 2 | 5 | RAPSYS Danas | LTU | 0.62 | (3) 26.26 | 54.36 28.10 | 1.02 Q | |
| 4 | 2 | 3 | CHRISTOU Apostolos | GRE | 1.09 | (2) 26.00 | 54.38 28.38 | 1.04 Q | |
| 5 | 2 | 6 | HAGINO Kosuke | JPN | 0.75 | (7) 26.72 | 54.57 27.85 | 1.23 Q | |
| 6 | 1 | 5 | RYAN Shane Patrick | IRL | 0.78 | (2) 26.42 | 54.63 28.21 | 1.29 Q | |
| 7 | 1 | 3 | TREFFERS Benjamin Mark | AUS | 0.81 | (6) 26.73 | 54.79 28.06 | 1.45 Q | |
| 8 | 1 | 6 | THORMEYER Markus | CAN | 0.82 | (5) 26.64 | 54.80 28.16 | 1.46 Q | |
| 9 | 2 | 2 | LARIN Roman | RUS | 0.85 | (4) 26.50 | 54.95 28.45 | 1.61 | |
| 10 | 1 | 7 | SHABASOV Andrei | RUS | 0.76 | (7) 26.94 | 54.96 28.02 | 1.62 | |
| 11 | 2 | 7 | BALOG Gabor | HUN | 0.77 | (5) 26.65 | 55.05 28.40 | 1.71 | |
| 12 | 1 | 1 | TSMYH Mikita | BLR | 0.80 | (4) 26.63 | 55.08 28.45 | 1.74 | |
| 13 | 2 | 1 | UNO Shuhei | JPN | 0.72 | (6) 26.71 | 55.20 28.49 | 1.86 | |
| 14 | 1 | 8 | HILL Robert Graham | CAN | 0.79 | (8) 27.05 | 55.24 28.19 | 1.90 | |
| 15 | 2 | 8 | POLEWKA Tomasz | POL | 0.78 | (7) 26.72 | 55.28 28.56 | 1.94 | |
| 16 | 1 | 2 | GAMBURG David | ISR | 0.76 | (2) 26.42 | 55.43 29.01 | 2.09 | |

| | | | | | | | |
|----------------|------------------|------|---------------|----|--------------------|----|--------------|
| Legend: | Classified Final | R.T. | Reaction time | UR | Universiade Record | WR | World record |
|----------------|------------------|------|---------------|----|--------------------|----|--------------|




RESULT BOOK

29TH Summer Universiade Taipei 2017



Swimming

Men's 1500m Freestyle





MEDALLISTS

獎牌得主

| Medal | Name | NUSF |
|--------|----------------------|---------------|
| GOLD | PALTRINIERI Gregorio | ITA - Italy |
| SILVER | ROMANCHUK Mykhailo | UKR - Ukraine |
| BRONZE | GYURTA Gergely | HUN - Hungary |



START LIST

出場名單

| | Record | Name | NUSF Code | Location | Date |
|----|----------|--------------------|-----------|----------------|-------------|
| WR | 14:31.02 | YANG SUN | CHN | LONDON (GBR) | 04 AUG 2012 |
| UR | 14:51.06 | STANCZYK PREMYSLAW | POL | BELGRADE (SRB) | 09 JUL 2009 |

Final

Event No. 14

| Lane | Name | NUSF Code | Date of Birth | Qualifying Time | Time | Rank |
|------|--------------------------|-----------|---------------|-----------------|------|------|
| 1 | LELLIOTT Jay Steven John | GBR | 01 FEB 1995 | 15:13.05 | | |
| 2 | RANSFORD Patrick James | USA | 08 SEP 1996 | 15:12.64 | | |
| 3 | PALTRINIERI Gregorio | ITA | 05 SEP 1994 | 15:07.87 | | |
| 4 | ACERENZA Domenico | ITA | 19 JAN 1995 | 14:58.14 | | |
| 5 | ROMANCHUK Mykhailo | UKR | 07 AUG 1996 | 15:05.19 | | |
| 6 | GYURTA Gergely | HUN | 12 SEP 1991 | 15:11.95 | | |
| 7 | NAKAYA Shingo | JPN | 12 SEP 1996 | 15:12.68 | | |
| 8 | ROBINSON Tobias Patrick | GBR | 22 AUG 1996 | 15:14.23 | | |

Reserves

| Name | NUSF Code | Date of Birth | Qualifying Time | Time | Rank |
|---------------------------|-----------|---------------|-----------------|------|------|
| BOUCHAUT Joris, Levy | FRA | 27 JUN 1995 | 15:15.59 | | |
| PIELOWSKI Krzysztof Pawel | POL | 14 JUN 1991 | 15:24.04 | | |

Note:

Consult competition schedule in INFO for heat start times

Legend:

UR Universiade Record WR World record



START LIST

出場名單

| | Record | Name | NUSF Code | Location | Date |
|----|----------|--------------------|-----------|----------------|-------------|
| WR | 14:31.02 | YANG SUN | CHN | LONDON (GBR) | 04 AUG 2012 |
| UR | 14:51.06 | STANCZYK PREMYSLAW | POL | BELGRADE (SRB) | 09 JUL 2009 |

Heat 1 of 4

Event No. 14

| Lane | Name | NUSF Code | Date of Birth | Qualifying Time | Time | Rank |
|------|-------------------------------|-----------|---------------|-----------------|------|------|
| 3 | MOHAMMED Aleem Stephon | TTO | 24 APR 1996 | 18:45.00 | | |
| 4 | LANUZA SEGURA Cristofer Danie | CRC | 06 SEP 1996 | 16:59.00 | | |
| 5 | SOLITA Jux Keaton | PHI | 14 SEP 1997 | 17:32.00 | | |

Heat 2 of 4

| Lane | Name | NUSF Code | Date of Birth | Qualifying Time | Time | Rank |
|------|----------------------------|-----------|---------------|-----------------|------|------|
| 2 | CHOI Minwoo | KOR | 27 APR 1991 | 15:50.21 | | |
| 3 | CHO Cheng Chi | TPE | 21 OCT 1998 | 15:30.23 | | |
| 4 | HUANG Guo Ting | TPE | 22 APR 1999 | 15:27.92 | | |
| 5 | PIELOWSKI Krzysztof Pawel | POL | 14 JUN 1991 | 15:30.00 | | |
| 6 | MINCHAM Michael James M | NZL | 01 JUL 1996 | 15:32.00 | | |
| 7 | MAYER MARTINELLI Christian | PER | 14 FEB 1998 | 16:14.71 | | |

Heat 3 of 4

| Lane | Name | NUSF Code | Date of Birth | Qualifying Time | Time | Rank |
|------|-------------------------------|-----------|---------------|-----------------|------|------|
| 1 | CASTERA Mathis, Romain | FRA | 28 OCT 1996 | 15:21.71 | | |
| 2 | NAKAYA Shingo | JPN | 12 SEP 1996 | 15:12.15 | | |
| 3 | RANSFORD Patrick James | USA | 08 SEP 1996 | 15:01.82 | | |
| 4 | ROMANCHUK Mykhailo | UKR | 07 AUG 1996 | 14:50.30 | | |
| 5 | MICKA Jan | CZE | 15 JAN 1995 | 14:58.62 | | |
| 6 | NAKAMURA LITHERLAND Kevin Ryo | USA | 24 AUG 1995 | 15:10.93 | | |
| 7 | LELLIOTT Jay Steven John | GBR | 01 FEB 1995 | 15:17.18 | | |
| 8 | DA CRUZ KANIESKI Lucas | BRA | 25 JAN 1990 | 15:23.43 | | |

Heat 4 of 4

| Lane | Name | NUSF Code | Date of Birth | Qualifying Time | Time | Rank |
|------|-------------------------|-----------|---------------|-----------------|------|------|
| 1 | ROBINSON Tobias Patrick | GBR | 22 AUG 1996 | 15:18.05 | | |
| 2 | ACERENZA Domenico | ITA | 19 JAN 1995 | 15:11.39 | | |
| 3 | FROLOV Sergii | UKR | 14 APR 1992 | 14:59.19 | | |
| 4 | PALTRINIERI Gregorio | ITA | 05 SEP 1994 | 14:34.04 | | |
| 5 | GYURTA Gergely | HUN | 12 SEP 1991 | 14:54.55 | | |
| 6 | BOUCHAUT Joris, Levy | FRA | 27 JUN 1995 | 15:05.67 | | |
| 7 | PARRISH Joshua Allan | AUS | 15 MAY 1997 | 15:13.05 | | |
| 8 | MAKSUMOV Ernest | RUS | 02 JAN 1997 | 15:23.13 | | |

Note:

Consult competition schedule in INFO for heat start times

Legend:

UR Universiade Record WR World record



RESULTS

比賽成績

| | Record | Name | NUSF Code | Location | Date |
|----|----------|--------------------|-----------|----------------|-------------|
| WR | 14:31.02 | YANG SUN | CHN | LONDON (GBR) | 04 AUG 2012 |
| UR | 14:51.06 | STANCZYK PREMYSLAW | POL | BELGRADE (SRB) | 09 JUL 2009 |

Heat 1 of 4

Event No. 14

| Rank | Lane | Name | NUSF Code | R.T. | Time | Time Behind | |
|--------------------|--------------------|-------------------------------|--------------------|--------------------|--------------------|--------------------|--------------------|
| 1 | 5 | SOLITA Jux Keaton | PHI | 0.85 | 17:15.14 | | |
| 50m (2) 30.52 | 100m (2) 1:03.45 | 150m (1) 1:37.18 | 200m (1) 2:11.30 | 250m (2) 2:45.90 | 300m (1) 3:20.30 | 350m (2) 3:55.72 | 400m (2) 4:30.82 |
| | 32.93 | 33.73 | 34.12 | 34.60 | 34.40 | 35.42 | 35.10 |
| 450m (2) 5:05.75 | 500m (2) 5:40.10 | 550m (1) 6:14.79 | 600m (1) 6:49.44 | 650m (1) 7:24.79 | 700m (1) 8:00.35 | 750m (1) 8:35.69 | 800m (2) 9:10.81 |
| | 34.93 | 34.35 | 34.69 | 34.65 | 35.35 | 35.56 | 35.12 |
| 850m (1) 9:46.20 | 900m (1) 10:21.62 | 950m (1) 10:55.88 | 1000m (1) 11:31.27 | 1050m (1) 12:06.46 | 1100m (1) 12:41.68 | 1150m (1) 13:17.06 | 1200m (1) 13:51.86 |
| | 35.39 | 35.42 | 34.26 | 35.39 | 35.19 | 35.38 | 34.80 |
| 1250m (1) 14:26.94 | 1300m (1) 15:02.18 | 1350m (1) 15:37.18 | 1400m (1) 16:12.24 | 1450m (1) 16:43.87 | | | |
| | 35.08 | 35.24 | 35.00 | 31.63 | | | |
| 2 | 4 | LANUZA SEGURA C | CRC | 0.82 | 17:20.60 | 5.46 | |
| 50m (1) 30.03 | 100m (1) 1:03.02 | 150m (2) 1:37.33 | 200m (2) 2:11.42 | 250m (1) 2:45.88 | 300m (2) 3:20.44 | 350m (1) 3:55.21 | 400m (1) 4:29.51 |
| | 32.99 | 34.31 | 34.09 | 34.46 | 34.56 | 34.77 | 34.30 |
| 450m (1) 5:04.46 | 500m (1) 5:39.36 | 550m (2) 6:14.84 | 600m (2) 6:49.78 | 650m (2) 7:25.05 | 700m (2) 8:00.38 | 750m (2) 8:35.78 | 800m (1) 9:10.70 |
| | 34.95 | 34.90 | 35.48 | 34.94 | 35.27 | 35.33 | 34.92 |
| 850m (2) 9:46.23 | 900m (2) 10:21.67 | 950m (2) 10:56.25 | 1000m (2) 11:31.35 | 1050m (2) 12:06.84 | 1100m (2) 12:41.96 | 1150m (2) 13:17.53 | 1200m (2) 13:52.54 |
| | 35.53 | 35.44 | 34.58 | 35.10 | 35.49 | 35.57 | 35.01 |
| 1250m (2) 14:27.51 | 1300m (2) 15:02.57 | 1350m (2) 15:37.97 | 1400m (2) 16:13.59 | 1450m (2) 16:46.88 | | | |
| | 34.97 | 35.06 | 35.40 | 33.29 | | | |
| 3 | 3 | MOHAMMED Aleem Stephon | TTO | 0.83 | 19:05.81 | 1:50.67 | |
| 50m (3) 31.06 | 100m (3) 1:04.67 | 150m (3) 1:39.95 | 200m (3) 2:16.27 | 250m (3) 2:53.47 | 300m (3) 3:31.17 | 350m (3) 4:10.03 | 400m (3) 4:49.05 |
| | 33.61 | 35.28 | 36.32 | 37.20 | 37.70 | 38.86 | 39.02 |
| 450m (3) 5:27.87 | 500m (3) 6:06.59 | 550m (3) 6:46.27 | 600m (3) 7:25.41 | 650m (3) 8:04.82 | 700m (3) 8:43.79 | 750m (3) 9:23.09 | 800m (3) 10:02.53 |
| | 38.82 | 38.72 | 39.68 | 39.14 | 38.97 | 39.30 | 39.44 |
| 850m (3) 10:41.73 | 900m (3) 11:21.46 | 950m (3) 12:00.54 | 1000m (3) 12:39.94 | 1050m (3) 13:18.99 | 1100m (3) 13:57.60 | 1150m (3) 14:36.43 | 1200m (3) 15:15.07 |
| | 39.20 | 39.73 | 39.08 | 39.40 | 38.61 | 38.83 | 38.64 |
| 1250m (3) 15:54.16 | 1300m (3) 16:32.74 | 1350m (3) 17:11.76 | 1400m (3) 17:50.17 | 1450m (3) 18:28.42 | | | |
| | 39.09 | 38.58 | 39.02 | 38.41 | | | |



RESULTS

比賽成績

| | Record | Name | NUSF Code | Location | Date |
|----|----------|--------------------|-----------|----------------|-------------|
| WR | 14:31.02 | YANG SUN | CHN | LONDON (GBR) | 04 AUG 2012 |
| UR | 14:51.06 | STANCZYK PREMYSLAW | POL | BELGRADE (SRB) | 09 JUL 2009 |

Heat 2 of 4

| Rank | Lane | Name | NUSF Code | R.T. | Time | Time Behind | |
|--------------------|--------------------|-----------------------------------|--------------------|--------------------|--------------------|--------------------|--------------------|
| 1 | 5 | PIELOWSKI Krzysztof Pawel | POL | 0.71 | 15:24.04 | | |
| 50m (3) 28.17 | 100m (2) 58.16 | 150m (2) 1:28.99 | 200m (2) 1:59.38 | 250m (2) 2:30.06 | 300m (2) 3:00.57 | 350m (2) 3:31.30 | 400m (1) 4:01.91 |
| | 29.99 | 30.83 | 30.39 | 30.68 | 30.51 | 30.73 | 30.61 |
| 450m (1) 4:32.96 | 500m (1) 5:03.57 | 550m (1) 5:34.65 | 600m (1) 6:05.50 | 650m (1) 6:36.78 | 700m (1) 7:07.56 | 750m (1) 7:38.83 | 800m (1) 8:09.82 |
| | 31.05 | 30.61 | 31.08 | 30.85 | 31.28 | 30.78 | 31.27 |
| 850m (1) 8:41.04 | 900m (1) 9:12.04 | 950m (1) 9:43.34 | 1000m (1) 10:14.50 | 1050m (1) 10:45.95 | 1100m (1) 11:17.21 | 1150m (1) 11:48.46 | 1200m (1) 12:19.60 |
| | 31.22 | 31.00 | 31.30 | 31.16 | 31.45 | 31.25 | 31.14 |
| 1250m (1) 12:51.04 | 1300m (1) 13:21.85 | 1350m (1) 13:53.06 | 1400m (1) 14:23.80 | 1450m (1) 14:54.36 | | | |
| | 31.44 | 30.81 | 31.21 | 30.74 | 30.56 | | |
| 2 | 4 | HUANG Guo Ting | TPE | 0.71 | 15:28.55 | 4.51 | |
| 50m (5) 28.49 | 100m (4) 58.61 | 150m (4) 1:29.74 | 200m (4) 2:00.52 | 250m (4) 2:31.70 | 300m (3) 3:02.77 | 350m (3) 3:34.03 | 400m (3) 4:05.40 |
| | 30.12 | 31.13 | 30.78 | 31.18 | 31.07 | 31.26 | 31.37 |
| 450m (3) 4:36.53 | 500m (3) 5:07.79 | 550m (3) 5:38.63 | 600m (2) 6:09.73 | 650m (2) 6:40.80 | 700m (2) 7:12.09 | 750m (2) 7:43.10 | 800m (2) 8:14.20 |
| | 31.13 | 31.26 | 30.84 | 31.10 | 31.07 | 31.29 | 31.10 |
| 850m (2) 8:45.51 | 900m (2) 9:16.83 | 950m (2) 9:47.93 | 1000m (2) 10:19.33 | 1050m (2) 10:50.39 | 1100m (2) 11:21.45 | 1150m (2) 11:52.58 | 1200m (2) 12:23.84 |
| | 31.31 | 31.32 | 31.10 | 31.40 | 31.06 | 31.13 | 31.26 |
| 1250m (2) 12:55.10 | 1300m (2) 13:26.27 | 1350m (2) 13:57.24 | 1400m (2) 14:28.39 | 1450m (2) 14:59.21 | | | |
| | 31.26 | 31.17 | 30.97 | 31.15 | | | |
| 3 | 3 | CHO Cheng Chi | TPE | 0.69 | 15:45.33 | 21.29 | |
| 50m (2) 27.75 | 100m (3) 58.19 | 150m (3) 1:29.04 | 200m (3) 2:00.19 | 250m (3) 2:31.39 | 300m (4) 3:02.81 | 350m (4) 3:34.16 | 400m (4) 4:05.62 |
| | 30.44 | 30.85 | 31.15 | 31.20 | 31.42 | 31.35 | 31.46 |
| 450m (4) 4:36.94 | 500m (4) 5:08.24 | 550m (4) 5:39.41 | 600m (4) 6:10.59 | 650m (3) 6:42.08 | 700m (3) 7:13.94 | 750m (3) 7:45.64 | 800m (3) 8:17.59 |
| | 31.32 | 31.30 | 31.17 | 31.18 | 31.86 | 31.70 | 31.95 |
| 850m (3) 8:49.74 | 900m (3) 9:21.83 | 950m (3) 9:53.53 | 1000m (3) 10:25.53 | 1050m (3) 10:57.96 | 1100m (3) 11:30.12 | 1150m (3) 12:02.27 | 1200m (3) 12:34.40 |
| | 32.15 | 32.09 | 31.70 | 32.00 | 32.43 | 32.15 | 32.13 |
| 1250m (3) 13:06.66 | 1300m (3) 13:38.77 | 1350m (3) 14:11.13 | 1400m (3) 14:43.05 | 1450m (3) 15:15.17 | | | |
| | 32.26 | 32.11 | 32.36 | 31.92 | | | |
| 4 | 2 | CHOI Minwoo | KOR | 0.72 | 15:55.53 | 31.49 | |
| 50m (4) 28.19 | 100m (5) 59.19 | 150m (5) 1:30.79 | 200m (5) 2:02.41 | 250m (5) 2:33.84 | 300m (5) 3:05.52 | 350m (5) 3:36.98 | 400m (5) 4:08.58 |
| | 31.00 | 31.60 | 31.62 | 31.43 | 31.68 | 31.46 | 31.60 |
| 450m (5) 4:40.01 | 500m (5) 5:11.64 | 550m (5) 5:43.23 | 600m (5) 6:15.26 | 650m (5) 6:47.14 | 700m (5) 7:19.29 | 750m (5) 7:51.60 | 800m (5) 8:24.07 |
| | 31.43 | 31.63 | 31.59 | 32.03 | 32.15 | 32.31 | 32.47 |
| 850m (5) 8:56.25 | 900m (5) 9:28.72 | 950m (5) 10:00.94 | 1000m (5) 10:33.61 | 1050m (5) 11:05.95 | 1100m (5) 11:38.62 | 1150m (4) 12:10.99 | 1200m (4) 12:43.83 |
| | 32.18 | 32.47 | 32.22 | 32.67 | 32.64 | 32.37 | 32.84 |
| 1250m (4) 13:16.42 | 1300m (4) 13:49.09 | 1350m (4) 14:21.41 | 1400m (4) 14:54.10 | 1450m (4) 15:25.71 | | | |
| | 32.59 | 32.67 | 32.69 | 31.61 | | | |
| 5 | 6 | MINCHAM Michael James M | NZL | 0.67 | 15:59.31 | 35.27 | |
| 50m (1) 27.25 | 100m (1) 56.69 | 150m (1) 1:26.97 | 200m (1) 1:57.61 | 250m (1) 2:28.48 | 300m (1) 2:59.65 | 350m (1) 3:30.88 | 400m (2) 4:02.33 |
| | 29.44 | 30.28 | 30.64 | 30.87 | 31.17 | 31.23 | 31.45 |
| 450m (2) 4:33.75 | 500m (2) 5:05.32 | 550m (2) 5:37.48 | 600m (3) 6:09.84 | 650m (4) 6:42.52 | 700m (4) 7:14.97 | 750m (4) 7:47.97 | 800m (4) 8:20.73 |
| | 31.42 | 31.57 | 32.16 | 32.36 | 32.45 | 33.00 | 32.76 |
| 850m (4) 8:53.66 | 900m (4) 9:26.20 | 950m (4) 9:59.48 | 1000m (4) 10:32.41 | 1050m (4) 11:05.38 | 1100m (4) 11:38.02 | 1150m (5) 12:11.38 | 1200m (5) 12:44.14 |
| | 32.93 | 32.54 | 33.28 | 32.93 | 32.97 | 33.36 | 32.76 |
| 1250m (5) 13:17.27 | 1300m (5) 13:49.91 | 1350m (5) 14:22.80 | 1400m (5) 14:55.65 | 1450m (5) 15:28.33 | | | |
| | 33.13 | 32.64 | 32.89 | 32.85 | | | |
| 6 | 7 | MAYER MARTINELLI Christian | PER | 0.68 | 16:32.83 | 1:08.79 | |
| 50m (6) 29.77 | 100m (6) 1:01.95 | 150m (6) 1:35.29 | 200m (6) 2:08.81 | 250m (6) 2:42.32 | 300m (6) 3:15.90 | 350m (6) 3:49.64 | 400m (6) 4:23.11 |
| | 32.18 | 33.34 | 33.52 | 33.51 | 33.58 | 33.74 | 33.47 |
| 450m (6) 4:56.76 | 500m (6) 5:30.13 | 550m (6) 6:03.81 | 600m (6) 6:36.90 | 650m (6) 7:10.47 | 700m (6) 7:43.35 | 750m (6) 8:17.24 | 800m (6) 8:50.26 |
| | 33.65 | 33.37 | 33.68 | 33.09 | 32.88 | 33.89 | 33.02 |
| 850m (6) 9:23.38 | 900m (6) 9:56.25 | 950m (6) 10:29.65 | 1000m (6) 11:02.61 | 1050m (6) 11:35.75 | 1100m (6) 12:08.92 | 1150m (6) 12:42.55 | 1200m (6) 13:15.71 |
| | 33.12 | 32.87 | 33.40 | 32.96 | 33.14 | 33.63 | 33.16 |
| 1250m (6) 13:48.97 | 1300m (6) 14:22.09 | 1350m (6) 14:55.52 | 1400m (6) 15:28.31 | 1450m (6) 16:01.28 | | | |
| | 33.26 | 33.12 | 33.43 | 32.79 | | | |



RESULTS

比賽成績

| | Record | Name | NUSF Code | Location | Date |
|----|----------|--------------------|-----------|----------------|-------------|
| WR | 14:31.02 | YANG SUN | CHN | LONDON (GBR) | 04 AUG 2012 |
| UR | 14:51.06 | STANCZYK PREMYSLAW | POL | BELGRADE (SRB) | 09 JUL 2009 |

Heat 4 of 4

| Rank | Lane | Name | NUSF Code | R.T. | Time | Time Behind | |
|--------------------|--------------------|--------------------------------|--------------------|--------------------|--------------------|--------------------|--------------------|
| 1 | 2 | ACERENZA Domenico | ITA | 0.72 | 14:58.14 | | |
| 50m (3) 27.82 | 100m (1) 57.02 | 150m (1) 1:26.46 | 200m (1) 1:56.25 | 250m (1) 2:26.06 | 300m (1) 2:56.18 | 350m (1) 3:26.41 | 400m (1) 3:56.45 |
| 450m (1) 4:26.66 | 500m (1) 4:56.83 | 550m (1) 5:27.13 | 600m (1) 5:57.19 | 650m (1) 6:27.54 | 700m (1) 6:57.62 | 750m (1) 7:27.98 | 800m (1) 7:57.97 |
| 850m (1) 8:28.37 | 900m (1) 8:58.67 | 950m (1) 9:28.74 | 1000m (1) 9:58.74 | 1050m (1) 10:28.78 | 1100m (1) 10:58.64 | 1150m (1) 11:28.44 | 1200m (1) 11:58.46 |
| 1250m (1) 12:28.42 | 1300m (1) 12:58.40 | 1350m (1) 13:28.45 | 1400m (1) 13:58.61 | 1450m (1) 14:28.59 | | | |
| 29.96 | 29.98 | 30.05 | 30.16 | 29.98 | | | |
| 2 | 4 | PALTRINIERI Gregorio | ITA | 0.81 | 15:07.87 | 9.73 | |
| 50m (8) 29.01 | 100m (7) 59.30 | 150m (7) 1:29.75 | 200m (4) 1:59.98 | 250m (4) 2:30.44 | 300m (2) 3:00.83 | 350m (2) 3:31.09 | 400m (2) 4:01.35 |
| 450m (2) 4:31.66 | 500m (2) 5:02.15 | 550m (2) 5:32.57 | 600m (2) 6:03.03 | 650m (2) 6:33.45 | 700m (2) 7:04.02 | 750m (2) 7:34.51 | 800m (2) 8:04.94 |
| 850m (2) 8:35.11 | 900m (2) 9:05.39 | 950m (2) 9:35.07 | 1000m (2) 10:05.01 | 1050m (2) 10:35.00 | 1100m (2) 11:05.39 | 1150m (2) 11:35.67 | 1200m (2) 12:06.10 |
| 1250m (2) 12:36.48 | 1300m (2) 13:06.91 | 1350m (2) 13:37.24 | 1400m (2) 14:07.72 | 1450m (2) 14:37.91 | | | |
| 30.38 | 30.43 | 30.33 | 30.48 | 30.19 | | | |
| 3 | 5 | GYURTA Gergely | HUN | 0.68 | 15:11.95 | 13.81 | |
| 50m (5) 28.31 | 100m (6) 59.01 | 150m (5) 1:29.54 | 200m (7) 2:00.12 | 250m (6) 2:30.64 | 300m (3) 3:00.87 | 350m (5) 3:31.50 | 400m (3) 4:01.71 |
| 450m (4) 4:32.26 | 500m (4) 5:02.50 | 550m (4) 5:33.08 | 600m (4) 6:03.32 | 650m (4) 6:33.85 | 700m (3) 7:04.11 | 750m (4) 7:34.77 | 800m (3) 8:05.02 |
| 850m (3) 8:35.61 | 900m (3) 9:05.81 | 950m (3) 9:36.37 | 1000m (3) 10:06.62 | 1050m (3) 10:37.13 | 1100m (3) 11:07.52 | 1150m (3) 11:38.03 | 1200m (3) 12:08.45 |
| 1250m (3) 12:39.23 | 1300m (3) 13:09.45 | 1350m (3) 13:40.30 | 1400m (3) 14:10.99 | 1450m (3) 14:41.78 | | | |
| 30.78 | 30.22 | 30.85 | 30.69 | 30.79 | | | |
| 4 | 1 | ROBINSON Tobias Patrick | GBR | 0.71 | 15:14.23 | 16.09 | |
| 50m (4) 27.87 | 100m (4) 58.63 | 150m (4) 1:29.14 | 200m (3) 1:59.69 | 250m (3) 2:30.14 | 300m (4) 3:01.02 | 350m (4) 3:31.45 | 400m (5) 4:02.03 |
| 450m (5) 4:32.38 | 500m (5) 5:03.21 | 550m (5) 5:33.52 | 600m (5) 6:04.09 | 650m (5) 6:34.57 | 700m (5) 7:05.22 | 750m (5) 7:35.67 | 800m (5) 8:06.23 |
| 850m (5) 8:36.45 | 900m (5) 9:07.27 | 950m (5) 9:37.75 | 1000m (5) 10:08.58 | 1050m (4) 10:39.07 | 1100m (4) 11:09.87 | 1150m (4) 11:40.31 | 1200m (4) 12:11.30 |
| 1250m (4) 12:41.94 | 1300m (4) 13:12.65 | 1350m (4) 13:43.31 | 1400m (4) 14:14.20 | 1450m (4) 14:44.44 | | | |
| 30.64 | 30.71 | 30.66 | 30.89 | 30.24 | | | |
| 5 | 6 | BOUCHAUT Joris, Levy | FRA | 0.70 | 15:15.59 | 17.45 | |
| 50m (7) 28.79 | 100m (8) 59.72 | 150m (8) 1:30.66 | 200m (8) 2:01.71 | 250m (8) 2:32.64 | 300m (8) 3:03.46 | 350m (8) 3:33.68 | 400m (8) 4:03.93 |
| 450m (8) 4:34.38 | 500m (6) 5:04.63 | 550m (6) 5:35.03 | 600m (6) 6:05.48 | 650m (6) 6:35.64 | 700m (6) 7:06.08 | 750m (6) 7:36.67 | 800m (6) 8:07.27 |
| 850m (6) 8:37.82 | 900m (6) 9:08.42 | 950m (6) 9:39.29 | 1000m (6) 10:09.75 | 1050m (6) 10:40.83 | 1100m (5) 11:11.56 | 1150m (5) 11:42.42 | 1200m (5) 12:13.39 |
| 1250m (5) 12:44.53 | 1300m (5) 13:15.28 | 1350m (5) 13:46.04 | 1400m (5) 14:16.95 | 1450m (5) 14:48.49 | | | |
| 31.14 | 30.75 | 30.76 | 30.91 | 31.54 | | | |
| 6 | 7 | PARRISH Joshua Allan | AUS | 0.69 | 15:27.71 | 29.57 | |
| 50m (2) 27.64 | 100m (3) 57.90 | 150m (3) 1:29.04 | 200m (5) 2:00.03 | 250m (7) 2:31.14 | 300m (7) 3:02.12 | 350m (7) 3:32.82 | 400m (7) 4:03.41 |
| 450m (7) 4:34.30 | 500m (7) 5:05.09 | 550m (7) 5:36.22 | 600m (7) 6:07.34 | 650m (7) 6:38.79 | 700m (7) 7:10.01 | 750m (7) 7:41.55 | 800m (7) 8:12.76 |
| 850m (7) 8:44.70 | 900m (7) 9:15.93 | 950m (7) 9:47.43 | 1000m (7) 10:18.57 | 1050m (7) 10:50.24 | 1100m (7) 11:21.49 | 1150m (7) 11:52.73 | 1200m (7) 12:24.24 |
| 1250m (7) 12:55.66 | 1300m (7) 13:26.93 | 1350m (7) 13:58.35 | 1400m (7) 14:29.49 | 1450m (7) 15:00.04 | | | |
| 31.42 | 31.27 | 31.42 | 31.14 | 30.55 | | | |
| 7 | 8 | MAKSUMOV Ernest | RUS | 0.81 | 15:29.46 | 31.32 | |
| 50m (1) 27.52 | 100m (2) 57.27 | 150m (2) 1:27.84 | 200m (2) 1:58.80 | 250m (2) 2:29.98 | 300m (6) 3:01.19 | 350m (6) 3:32.03 | 400m (6) 4:03.08 |
| 450m (6) 4:34.22 | 500m (8) 5:05.25 | 550m (8) 5:36.48 | 600m (8) 6:07.66 | 650m (8) 6:39.14 | 700m (8) 7:10.59 | 750m (8) 7:41.98 | 800m (8) 8:13.32 |
| 850m (8) 8:44.83 | 900m (8) 9:16.35 | 950m (8) 9:47.72 | 1000m (8) 10:19.03 | 1050m (8) 10:50.54 | 1100m (8) 11:21.90 | 1150m (8) 11:53.02 | 1200m (8) 12:24.45 |
| 1250m (8) 12:55.93 | 1300m (8) 13:27.40 | 1350m (8) 13:58.57 | 1400m (8) 14:30.06 | 1450m (8) 15:00.55 | | | |
| 31.48 | 31.47 | 31.17 | 31.49 | 30.49 | | | |
| 8 | 3 | FROLOV Sergii | UKR | 0.75 | 15:30.99 | 32.85 | |
| 50m (6) 28.66 | 100m (5) 58.97 | 150m (6) 1:29.62 | 200m (6) 2:00.11 | 250m (5) 2:30.60 | 300m (5) 3:01.17 | 350m (3) 3:31.29 | 400m (4) 4:01.72 |
| 450m (3) 4:31.93 | 500m (3) 5:02.33 | 550m (3) 5:32.72 | 600m (3) 6:03.29 | 650m (3) 6:33.66 | 700m (4) 7:04.33 | 750m (3) 7:34.64 | 800m (4) 8:05.38 |
| 850m (4) 8:35.63 | 900m (4) 9:06.28 | 950m (4) 9:37.03 | 1000m (4) 10:08.51 | 1050m (5) 10:40.06 | 1100m (6) 11:12.18 | 1150m (6) 11:44.32 | 1200m (6) 12:16.85 |
| 1250m (6) 12:49.30 | 1300m (6) 13:22.09 | 1350m (6) 13:54.47 | 1400m (6) 14:27.24 | 1450m (6) 14:59.39 | | | |
| 32.45 | 32.79 | 32.38 | 32.77 | 32.15 | | | |

Legend:

R.T. Reaction time UR Universiade Record WR World record



RESULTS SUMMARY

成績總表

| | Record | Name | NUSF Code | Location | Date |
|----|----------|--------------------|-----------|----------------|-------------|
| WR | 14:31.02 | YANG SUN | CHN | LONDON (GBR) | 04 AUG 2012 |
| UR | 14:51.06 | STANCZYK PREMYSLAW | POL | BELGRADE (SRB) | 09 JUL 2009 |

Heats Event No. 14

| Rank | Heat | Lane | Name | NUSF Code | R.T. | Time | Time Behind |
|-----------|-------------------|-----------|---------------------------------|-----------|-------------------|-----------------|-------------------|
| 1 | | | ACERENZA Domenico | ITA | 0.72 | 14:58.14 | Q |
| 50m (3) | 27.82 | 100m (1) | 57.02 29.20 | 150m (1) | 1:26.46 29.44 | 200m (1) | 1:56.25 29.79 |
| 250m (1) | 2:26.06 29.81 | 300m (1) | 2:56.18 30.12 | 350m (1) | 3:26.41 30.23 | 400m (1) | 3:56.45 30.04 |
| 450m (1) | 4:26.66 30.21 | 500m (1) | 4:56.83 30.17 | 600m (1) | 5:57.19 30.06 | 700m (1) | 6:57.62 30.35 |
| 850m (1) | 8:28.37 30.40 | 900m (1) | 8:58.67 30.30 | 1000m (1) | 9:58.74 30.07 | 1100m (1) | 10:28.78 30.04 |
| 1250m (1) | 12:28.42 29.96 | 1300m (1) | 12:58.40 29.98 | 1400m (1) | 13:58.61 30.05 | 1450m (1) | 14:28.59 29.98 |
| 2 | | | ROMANCHUK Mykhailo | UKR | 0.74 | 15:05.19 | 7.05 Q |
| 50m (5) | 28.73 | 100m (3) | 58.93 30.20 | 150m (3) | 1:29.48 30.55 | 200m (1) | 1:59.85 30.37 |
| 250m (1) | 2:30.31 30.46 | 300m (1) | 3:00.73 30.42 | 350m (1) | 3:30.91 30.18 | 400m (1) | 4:01.12 30.21 |
| 450m (1) | 4:31.35 30.23 | 500m (1) | 5:01.61 30.26 | 600m (1) | 6:02.18 30.26 | 700m (1) | 7:02.45 30.10 |
| 850m (1) | 8:33.21 30.29 | 900m (1) | 9:03.37 30.16 | 1000m (1) | 10:03.76 30.30 | 1100m (1) | 11:04.27 30.14 |
| 1250m (1) | 12:35.18 30.22 | 1300m (1) | 13:05.14 29.96 | 1400m (1) | 14:05.29 30.25 | 1450m (1) | 14:35.68 30.39 |
| 3 | | | PALTRINIERI Gregorio | ITA | 0.81 | 15:07.87 | 9.73 Q |
| 50m (8) | 29.01 | 100m (7) | 59.30 30.29 | 150m (7) | 1:29.75 30.45 | 200m (4) | 1:59.98 30.23 |
| 250m (4) | 2:30.44 30.46 | 300m (2) | 3:00.83 30.39 | 350m (2) | 3:31.09 30.26 | 400m (2) | 4:01.35 30.26 |
| 450m (2) | 4:31.66 30.31 | 500m (2) | 5:02.15 30.49 | 600m (2) | 6:03.03 30.42 | 700m (2) | 7:04.02 30.57 |
| 850m (2) | 8:35.11 30.17 | 900m (2) | 9:05.39 30.28 | 1000m (2) | 10:05.01 29.94 | 1100m (2) | 11:05.39 30.39 |
| 1250m (2) | 12:36.48 30.38 | 1300m (2) | 13:06.91 30.43 | 1400m (2) | 14:07.72 30.33 | 1450m (2) | 14:37.91 30.19 |
| 4 | | | GYURTA Gergely | HUN | 0.68 | 15:11.95 | 13.81 Q |
| 50m (5) | 28.31 | 100m (6) | 59.01 30.70 | 150m (5) | 1:29.54 30.53 | 200m (7) | 2:00.12 30.58 |
| 250m (6) | 2:30.64 30.52 | 300m (3) | 3:00.87 30.23 | 350m (5) | 3:31.50 30.63 | 400m (3) | 4:01.71 30.21 |
| 450m (4) | 4:32.26 30.55 | 500m (4) | 5:02.50 30.24 | 600m (4) | 6:03.32 30.58 | 700m (3) | 7:04.11 30.26 |
| 850m (3) | 8:35.61 30.59 | 900m (3) | 9:05.81 30.20 | 1000m (3) | 10:06.62 30.25 | 1100m (3) | 11:07.52 30.51 |
| 1250m (3) | 12:39.23 30.78 | 1300m (3) | 13:09.45 30.22 | 1400m (3) | 14:10.99 30.85 | 1450m (3) | 14:41.78 30.79 |
| 5 | | | RANSFORD Patrick James | USA | 0.77 | 15:12.64 | 14.50 Q |
| 50m (6) | 28.96 | 100m (5) | 59.81 30.85 | 150m (4) | 1:30.38 30.57 | 200m (4) | 2:00.83 30.45 |
| 250m (4) | 2:31.51 30.68 | 300m (2) | 3:01.95 30.44 | 350m (2) | 3:32.58 30.63 | 400m (2) | 4:02.84 30.26 |
| 450m (2) | 4:33.36 30.52 | 500m (2) | 5:03.69 30.33 | 600m (2) | 6:04.42 30.47 | 700m (2) | 7:05.36 30.47 |
| 850m (2) | 8:36.47 30.60 | 900m (2) | 9:06.85 30.38 | 1000m (2) | 10:08.38 30.73 | 1100m (2) | 11:09.85 30.61 |
| 1250m (3) | 12:42.04 30.84 | 1300m (3) | 13:12.81 30.77 | 1400m (3) | 14:14.00 30.54 | 1450m (4) | 14:44.95 30.95 |
| 6 | | | NAKAYA Shingo | JPN | 0.70 | 15:12.68 | 14.54 Q |
| 50m (4) | 28.64 | 100m (4) | 59.52 30.88 | 150m (6) | 1:30.43 30.91 | 200m (5) | 2:01.06 30.63 |
| 250m (5) | 2:31.68 30.62 | 300m (5) | 3:02.39 30.71 | 350m (5) | 3:33.26 30.87 | 400m (4) | 4:03.67 30.41 |
| 450m (3) | 4:34.00 30.33 | 500m (3) | 5:04.59 30.59 | 600m (3) | 6:05.32 30.38 | 700m (3) | 7:06.03 30.27 |
| 850m (3) | 8:37.57 30.50 | 900m (3) | 9:08.16 30.59 | 1000m (3) | 10:09.22 30.43 | 1100m (3) | 11:10.19 30.54 |
| 1250m (4) | 12:42.43 30.53 | 1300m (4) | 13:13.31 30.88 | 1400m (4) | 14:14.44 30.69 | 1450m (3) | 14:44.77 30.33 |
| 7 | | | LELLIOTT Jay Steven John | GBR | 0.70 | 15:13.05 | 14.91 Q |
| 50m (1) | 27.91 | 100m (1) | 58.38 30.47 | 150m (1) | 1:29.16 30.78 | 200m (2) | 2:00.16 31.00 |
| 250m (2) | 2:30.88 30.72 | 300m (3) | 3:01.99 31.11 | 350m (3) | 3:32.64 30.65 | 400m (3) | 4:03.62 30.98 |
| 450m (4) | 4:34.23 30.61 | 500m (4) | 5:05.25 31.02 | 600m (4) | 6:06.24 30.66 | 700m (4) | 7:07.14 30.61 |
| 850m (4) | 8:38.56 30.51 | 900m (4) | 9:09.10 30.54 | 1000m (4) | 10:09.83 30.24 | 1100m (4) | 11:10.31 30.32 |
| 1250m (2) | 12:40.90 30.17 | 1300m (2) | 13:11.39 30.49 | 1400m (2) | 14:12.12 30.37 | 1450m (2) | 14:42.77 30.65 |





MEN'S 1500M FREESTYLE

男子1500公尺 自由式

HEATS

RESULTS SUMMARY

成績總表

| | Record | Name | NUSF Code | Location | Date |
|----|----------|--------------------|-----------|----------------|-------------|
| WR | 14:31.02 | YANG SUN | CHN | LONDON (GBR) | 04 AUG 2012 |
| UR | 14:51.06 | STANCZYK PREMYSŁAW | POL | BELGRADE (SRB) | 09 JUL 2009 |

Heats

| Rank | Heat | Lane | Name | NUSF Code | R.T. | Time | Time Behind | | | |
|-----------|----------|----------|----------------------------------|--------------------|--------------------|--------------------|--------------------|--------------------|--------------------|--------------------|
| 8 | 4 | 1 | ROBINSON Tobias Patrick | GBR | 0.71 | 15:14.23 | 16.09 Q | | | |
| | | | 50m (4) 27.87 | 100m (4) 58.63 | 150m (4) 1:29.14 | 200m (3) 1:59.69 | 250m (3) 2:30.14 | 300m (4) 3:01.02 | 350m (4) 3:31.45 | 400m (5) 4:02.03 |
| | | | 30.76 | 30.51 | 30.52 | 30.55 | 30.45 | 30.88 | 30.43 | 30.58 |
| | | | 450m (5) 4:32.38 | 500m (5) 5:03.21 | 550m (5) 5:33.52 | 600m (5) 6:04.09 | 650m (5) 6:34.57 | 700m (5) 7:05.22 | 750m (5) 7:35.67 | 800m (5) 8:06.23 |
| | | | 30.35 | 30.83 | 30.31 | 30.57 | 30.48 | 30.65 | 30.45 | 30.56 |
| | | | 850m (5) 8:36.45 | 900m (5) 9:07.27 | 950m (5) 9:37.75 | 1000m (5) 10:08.58 | 1050m (4) 10:39.07 | 1100m (4) 11:09.87 | 1150m (4) 11:40.31 | 1200m (4) 12:11.30 |
| | | | 30.22 | 30.82 | 30.48 | 30.83 | 30.49 | 30.80 | 30.44 | 30.99 |
| | | | 1250m (4) 12:41.94 | 1300m (4) 13:12.65 | 1350m (4) 13:43.31 | 1400m (4) 14:14.20 | 1450m (4) 14:44.44 | | | |
| | | | 30.64 | 30.71 | 30.66 | 30.89 | 30.24 | | | |
| 9 | 4 | 6 | BOUCHAUT Joris, Levy | FRA | 0.70 | 15:15.59 | 17.45 | | | |
| | | | 50m (7) 28.79 | 100m (8) 59.72 | 150m (8) 1:30.66 | 200m (8) 2:01.71 | 250m (8) 2:32.64 | 300m (8) 3:03.46 | 350m (8) 3:33.68 | 400m (8) 4:03.93 |
| | | | 30.93 | 30.94 | 30.94 | 31.05 | 30.93 | 30.82 | 30.22 | 30.25 |
| | | | 450m (8) 4:34.38 | 500m (6) 5:04.63 | 550m (6) 5:35.03 | 600m (6) 6:05.48 | 650m (6) 6:35.64 | 700m (6) 7:06.08 | 750m (6) 7:36.67 | 800m (6) 8:07.27 |
| | | | 30.45 | 30.25 | 30.40 | 30.45 | 30.16 | 30.44 | 30.59 | 30.60 |
| | | | 850m (6) 8:37.82 | 900m (6) 9:08.42 | 950m (6) 9:39.29 | 1000m (6) 10:09.75 | 1050m (6) 10:40.83 | 1100m (5) 11:11.56 | 1150m (5) 11:42.42 | 1200m (5) 12:13.39 |
| | | | 30.55 | 30.60 | 30.87 | 30.46 | 31.08 | 30.73 | 30.86 | 30.97 |
| | | | 1250m (5) 12:44.53 | 1300m (5) 13:15.28 | 1350m (5) 13:46.04 | 1400m (5) 14:16.95 | 1450m (5) 14:48.49 | | | |
| | | | 31.14 | 30.75 | 30.76 | 30.91 | 31.54 | | | |
| 10 | 2 | 5 | PIELOWSKI Krzysztof Pawel | POL | 0.71 | 15:24.04 | 25.90 | | | |
| | | | 50m (3) 28.17 | 100m (2) 58.16 | 150m (2) 1:28.99 | 200m (2) 1:59.38 | 250m (2) 2:30.06 | 300m (2) 3:00.57 | 350m (2) 3:31.30 | 400m (1) 4:01.91 |
| | | | 29.99 | 30.83 | 30.39 | 30.99 | 30.68 | 30.51 | 30.73 | 30.61 |
| | | | 450m (1) 4:32.96 | 500m (1) 5:03.57 | 550m (1) 5:34.65 | 600m (1) 6:05.50 | 650m (1) 6:36.78 | 700m (1) 7:07.56 | 750m (1) 7:38.83 | 800m (1) 8:09.22 |
| | | | 31.05 | 30.61 | 31.08 | 30.85 | 31.28 | 30.78 | 31.27 | 30.99 |
| | | | 850m (1) 8:41.04 | 900m (1) 9:12.04 | 950m (1) 9:43.34 | 1000m (1) 10:14.50 | 1050m (1) 10:45.95 | 1100m (1) 11:17.21 | 1150m (1) 11:48.46 | 1200m (1) 12:19.60 |
| | | | 31.22 | 31.00 | 31.30 | 31.16 | 31.45 | 31.26 | 31.25 | 31.14 |
| | | | 1250m (1) 12:51.04 | 1300m (1) 13:21.85 | 1350m (1) 13:53.06 | 1400m (1) 14:23.80 | 1450m (1) 14:54.36 | | | |
| | | | 31.44 | 30.81 | 31.21 | 30.74 | 30.56 | | | |
| 11 | 3 | 1 | CASTERA Mathis, Romain | FRA | 0.69 | 15:26.53 | 28.39 | | | |
| | | | 50m (7) 28.99 | 100m (8) 1:00.44 | 150m (7) 1:31.70 | 200m (7) 2:02.99 | 250m (7) 2:34.26 | 300m (7) 3:05.49 | 350m (7) 3:36.39 | 400m (7) 4:07.30 |
| | | | 31.45 | 31.26 | 31.26 | 31.29 | 31.27 | 31.23 | 30.90 | 30.91 |
| | | | 450m (7) 4:38.04 | 500m (7) 5:09.19 | 550m (7) 5:40.00 | 600m (7) 6:11.01 | 650m (7) 6:41.67 | 700m (7) 7:12.78 | 750m (7) 7:43.66 | 800m (7) 8:15.00 |
| | | | 30.74 | 31.15 | 30.81 | 31.01 | 30.66 | 31.11 | 30.88 | 31.34 |
| | | | 850m (6) 8:45.78 | 900m (6) 9:16.92 | 950m (6) 9:47.99 | 1000m (6) 10:18.82 | 1050m (6) 10:49.61 | 1100m (6) 11:20.82 | 1150m (6) 11:51.88 | 1200m (5) 12:22.86 |
| | | | 30.78 | 31.14 | 31.07 | 30.83 | 30.79 | 31.21 | 31.06 | 30.98 |
| | | | 1250m (5) 12:53.68 | 1300m (5) 13:24.78 | 1350m (5) 13:55.65 | 1400m (5) 14:27.37 | 1450m (5) 14:57.59 | | | |
| | | | 30.82 | 31.10 | 30.87 | 31.72 | 30.22 | | | |
| 12 | 4 | 7 | PARRISH Joshua Allan | AUS | 0.69 | 15:27.71 | 29.57 | | | |
| | | | 50m (2) 27.64 | 100m (3) 57.90 | 150m (3) 1:29.04 | 200m (5) 2:00.03 | 250m (7) 2:31.14 | 300m (7) 3:02.12 | 350m (7) 3:32.82 | 400m (7) 4:03.41 |
| | | | 30.26 | 30.26 | 31.14 | 30.99 | 31.11 | 30.98 | 30.70 | 30.59 |
| | | | 450m (7) 4:34.30 | 500m (7) 5:05.09 | 550m (7) 5:36.22 | 600m (7) 6:07.34 | 650m (7) 6:38.79 | 700m (7) 7:10.01 | 750m (7) 7:41.55 | 800m (7) 8:12.76 |
| | | | 30.89 | 30.79 | 31.13 | 31.12 | 31.45 | 31.22 | 31.54 | 31.21 |
| | | | 850m (7) 8:44.70 | 900m (7) 9:15.93 | 950m (7) 9:47.43 | 1000m (7) 10:18.57 | 1050m (7) 10:50.24 | 1100m (7) 11:21.49 | 1150m (7) 11:52.73 | 1200m (7) 12:24.24 |
| | | | 31.94 | 31.23 | 31.50 | 31.14 | 31.67 | 31.25 | 31.24 | 31.51 |
| | | | 1250m (7) 12:55.66 | 1300m (7) 13:26.93 | 1350m (7) 13:58.35 | 1400m (7) 14:29.49 | 1450m (7) 15:00.04 | | | |
| | | | 31.42 | 31.27 | 31.42 | 31.14 | 30.55 | | | |
| 13 | 2 | 4 | HUANG Guo Ting | TPE | 0.71 | 15:28.55 | 30.41 | | | |
| | | | 50m (5) 28.49 | 100m (4) 58.61 | 150m (4) 1:29.74 | 200m (4) 2:00.52 | 250m (4) 2:31.70 | 300m (3) 3:02.77 | 350m (3) 3:34.03 | 400m (3) 4:05.40 |
| | | | 30.12 | 30.12 | 31.13 | 30.78 | 31.18 | 31.07 | 31.26 | 31.37 |
| | | | 450m (3) 4:36.53 | 500m (3) 5:07.79 | 550m (3) 5:38.63 | 600m (2) 6:09.73 | 650m (2) 6:40.80 | 700m (2) 7:12.09 | 750m (2) 7:43.10 | 800m (2) 8:14.20 |
| | | | 31.13 | 31.26 | 30.84 | 31.10 | 31.07 | 31.29 | 31.01 | 31.10 |
| | | | 850m (2) 8:45.51 | 900m (2) 9:16.83 | 950m (2) 9:47.93 | 1000m (2) 10:19.33 | 1050m (2) 10:50.39 | 1100m (2) 11:21.45 | 1150m (2) 11:52.58 | 1200m (2) 12:23.84 |
| | | | 31.31 | 31.32 | 31.10 | 31.40 | 31.06 | 31.06 | 31.13 | 31.26 |
| | | | 1250m (2) 12:55.10 | 1300m (2) 13:26.27 | 1350m (2) 13:57.24 | 1400m (2) 14:28.39 | 1450m (2) 14:59.21 | | | |
| | | | 31.26 | 31.17 | 30.97 | 31.15 | 30.82 | | | |
| 14 | 4 | 8 | MAKSUMOV Ernest | RUS | 0.81 | 15:29.46 | 31.32 | | | |
| | | | 50m (1) 27.52 | 100m (2) 57.27 | 150m (2) 1:27.84 | 200m (2) 1:58.80 | 250m (2) 2:29.98 | 300m (6) 3:01.19 | 350m (6) 3:32.03 | 400m (6) 4:03.08 |
| | | | 29.75 | 30.57 | 30.57 | 30.96 | 31.18 | 31.21 | 30.84 | 31.05 |
| | | | 450m (6) 4:34.22 | 500m (8) 5:05.25 | 550m (8) 5:36.48 | 600m (8) 6:07.66 | 650m (8) 6:39.14 | 700m (8) 7:10.59 | 750m (8) 7:41.98 | 800m (8) 8:13.32 |
| | | | 31.14 | 31.03 | 31.23 | 31.18 | 31.48 | 31.45 | 31.39 | 31.34 |
| | | | 850m (8) 8:44.83 | 900m (8) 9:16.35 | 950m (8) 9:47.72 | 1000m (8) 10:19.03 | 1050m (8) 10:50.54 | 1100m (8) 11:21.90 | 1150m (8) 11:53.02 | 1200m (8) 12:24.45 |
| | | | 31.51 | 31.52 | 31.37 | 31.31 | 31.51 | 31.36 | 31.12 | 31.43 |
| | | | 1250m (8) 12:55.93 | 1300m (8) 13:27.40 | 1350m (8) 13:58.57 | 1400m (8) 14:30.06 | 1450m (8) 15:00.55 | | | |
| | | | 31.48 | 31.47 | 31.17 | 31.49 | 30.49 | | | |





RESULTS SUMMARY

成績總表

| | Record | Name | NUSF Code | Location | Date |
|----|----------|--------------------|-----------|----------------|-------------|
| WR | 14:31.02 | YANG SUN | CHN | LONDON (GBR) | 04 AUG 2012 |
| UR | 14:51.06 | STANCZYK PREMYSLAW | POL | BELGRADE (SRB) | 09 JUL 2009 |

Heats

| Rank | Heat | Lane | Name | NUSF Code | R.T. | Time | Time Behind | | | | | | | | | |
|-----------|-----------|-------------------|--------------------------------|-------------------|-------------|-------------------|----------------|-------------------|-----------|-------------------|-----------|-------------------|-----------|-------------------|-----------|-------------------|
| 15 | 3 | 5 | MICKA Jan | CZE | 0.76 | 15:30.23 | 32.09 | | | | | | | | | |
| | 50m (8) | 29.34 | 100m (6) | 59.82 30.48 | 150m (5) | 1:30.39 30.57 | 200m (6) | 2:01.31 30.92 | 250m (6) | 2:31.94 30.63 | 300m (6) | 3:02.89 30.95 | 350m (6) | 3:33.76 30.87 | 400m (6) | 4:04.43 30.67 |
| | 450m (5) | 4:34.86 30.43 | 500m (5) | 5:05.41 30.55 | 550m (5) | 5:36.49 31.08 | 600m (5) | 6:07.49 31.00 | 650m (5) | 6:38.45 30.96 | 700m (5) | 7:09.60 31.15 | 750m (5) | 7:40.45 30.85 | 800m (5) | 8:11.73 31.28 |
| | 850m (5) | 8:42.81 31.08 | 900m (5) | 9:14.36 31.55 | 950m (5) | 9:45.79 31.43 | 1000m (5) | 10:17.48 31.69 | 1050m (5) | 10:48.89 31.41 | 1100m (5) | 11:20.52 31.63 | 1150m (5) | 11:51.82 31.30 | 1200m (6) | 12:23.17 31.35 |
| | 1250m (6) | 12:54.46 31.29 | 1300m (6) | 13:25.57 31.11 | 1350m (6) | 13:56.59 31.02 | 1400m (6) | 14:28.68 32.09 | 1450m (6) | 14:59.52 30.84 | | | | | | |
| 16 | 4 | 3 | FROLOV Sergii | UKR | 0.75 | 15:30.99 | 32.85 | | | | | | | | | |
| | 50m (6) | 28.66 | 100m (5) | 58.97 30.31 | 150m (6) | 1:29.62 30.65 | 200m (6) | 2:00.11 30.49 | 250m (5) | 2:30.60 30.57 | 300m (5) | 3:01.17 30.12 | 350m (3) | 3:31.29 30.12 | 400m (4) | 4:01.72 30.43 |
| | 450m (3) | 4:31.93 30.21 | 500m (3) | 5:02.33 30.40 | 550m (3) | 5:32.72 30.39 | 600m (3) | 6:03.29 30.57 | 650m (3) | 6:33.66 30.37 | 700m (4) | 7:04.33 30.67 | 750m (3) | 7:34.64 30.31 | 800m (4) | 8:05.38 30.74 |
| | 850m (4) | 8:35.63 30.25 | 900m (4) | 9:06.28 30.65 | 950m (4) | 9:37.03 30.75 | 1000m (4) | 10:08.51 31.48 | 1050m (5) | 10:40.06 31.55 | 1100m (6) | 11:12.18 32.12 | 1150m (6) | 11:44.32 32.14 | 1200m (6) | 12:16.85 32.53 |
| | 1250m (6) | 12:49.30 32.45 | 1300m (6) | 13:22.09 32.79 | 1350m (6) | 13:54.47 32.38 | 1400m (6) | 14:27.24 32.77 | 1450m (6) | 14:59.39 32.15 | | | | | | |
| 17 | 2 | 3 | CHO Cheng Chi | TPE | 0.69 | 15:45.33 | 47.19 | | | | | | | | | |
| | 50m (2) | 27.75 | 100m (3) | 58.19 30.44 | 150m (3) | 1:29.04 30.85 | 200m (3) | 2:00.19 31.15 | 250m (3) | 2:31.39 31.20 | 300m (4) | 3:02.81 31.42 | 350m (4) | 3:34.16 31.35 | 400m (4) | 4:05.62 31.46 |
| | 450m (4) | 4:36.94 31.32 | 500m (4) | 5:08.24 31.30 | 550m (4) | 5:39.41 31.17 | 600m (4) | 6:10.59 31.18 | 650m (3) | 6:42.08 31.49 | 700m (3) | 7:13.94 31.86 | 750m (3) | 7:45.64 31.70 | 800m (3) | 8:17.59 31.95 |
| | 850m (3) | 8:49.74 32.15 | 900m (3) | 9:21.83 32.09 | 950m (3) | 9:53.53 31.70 | 1000m (3) | 10:25.53 32.00 | 1050m (3) | 10:57.96 32.43 | 1100m (3) | 11:30.12 32.16 | 1150m (3) | 12:02.27 32.15 | 1200m (3) | 12:34.40 32.13 |
| | 1250m (3) | 13:06.66 32.26 | 1300m (3) | 13:38.77 32.11 | 1350m (3) | 14:11.13 32.36 | 1400m (3) | 14:43.05 31.92 | 1450m (3) | 15:15.17 32.12 | | | | | | |
| 18 | 3 | 6 | NAKAMURA LITHERL K | USA | 0.72 | 15:45.70 | 47.56 | | | | | | | | | |
| | 50m (2) | 28.26 | 100m (2) | 58.61 30.35 | 150m (2) | 1:29.26 30.65 | 200m (3) | 2:00.17 30.91 | 250m (3) | 2:31.09 30.92 | 300m (4) | 3:02.12 31.03 | 350m (4) | 3:32.99 30.87 | 400m (5) | 4:04.02 31.03 |
| | 450m (6) | 4:35.01 30.99 | 500m (6) | 5:06.21 31.20 | 550m (6) | 5:37.23 31.02 | 600m (6) | 6:08.47 31.24 | 650m (6) | 6:40.06 31.59 | 700m (6) | 7:11.54 31.48 | 750m (6) | 7:43.04 31.50 | 800m (6) | 8:14.67 31.63 |
| | 850m (7) | 8:46.38 31.71 | 900m (7) | 9:18.34 31.96 | 950m (7) | 9:50.30 31.96 | 1000m (7) | 10:22.49 32.19 | 1050m (7) | 10:54.57 32.08 | 1100m (7) | 11:26.91 32.34 | 1150m (7) | 11:59.14 32.23 | 1200m (7) | 12:31.59 32.45 |
| | 1250m (7) | 13:04.10 32.51 | 1300m (7) | 13:36.78 32.68 | 1350m (7) | 14:09.56 32.78 | 1400m (7) | 14:42.20 32.64 | 1450m (7) | 15:14.70 32.50 | | | | | | |
| 19 | 3 | 8 | DA CRUZ KANIESKI Lucas | BRA | 0.75 | 15:52.67 | 54.53 | | | | | | | | | |
| | 50m (3) | 28.58 | 100m (7) | 1:00.14 31.56 | 150m (8) | 1:32.04 31.90 | 200m (8) | 2:03.87 31.83 | 250m (8) | 2:35.80 31.93 | 300m (8) | 3:07.60 31.80 | 350m (8) | 3:39.76 32.16 | 400m (8) | 4:11.47 31.71 |
| | 450m (8) | 4:43.32 31.85 | 500m (8) | 5:15.29 31.97 | 550m (8) | 5:47.33 32.04 | 600m (8) | 6:19.28 31.95 | 650m (8) | 6:51.45 32.17 | 700m (8) | 7:23.30 31.85 | 750m (8) | 7:55.58 32.28 | 800m (8) | 8:27.42 31.84 |
| | 850m (8) | 8:59.65 32.23 | 900m (8) | 9:31.73 32.08 | 950m (8) | 10:03.61 31.88 | 1000m (8) | 10:35.52 31.91 | 1050m (8) | 11:07.81 32.29 | 1100m (8) | 11:39.68 31.87 | 1150m (8) | 12:11.58 31.90 | 1200m (8) | 12:43.26 31.68 |
| | 1250m (8) | 13:15.04 31.78 | 1300m (8) | 13:46.89 31.85 | 1350m (8) | 14:18.95 32.06 | 1400m (8) | 14:50.74 31.79 | 1450m (8) | 15:22.45 31.71 | | | | | | |
| 20 | 2 | 2 | CHOI Minwoo | KOR | 0.72 | 15:55.53 | 57.39 | | | | | | | | | |
| | 50m (4) | 28.19 | 100m (5) | 59.19 31.00 | 150m (5) | 1:30.79 31.60 | 200m (5) | 2:02.41 31.62 | 250m (5) | 2:33.84 31.43 | 300m (5) | 3:05.52 31.68 | 350m (5) | 3:36.98 31.46 | 400m (5) | 4:08.58 31.60 |
| | 450m (5) | 4:40.01 31.43 | 500m (5) | 5:11.64 31.63 | 550m (5) | 5:43.23 31.59 | 600m (5) | 6:15.26 32.03 | 650m (5) | 6:47.14 31.88 | 700m (5) | 7:19.29 32.15 | 750m (5) | 7:51.60 32.31 | 800m (5) | 8:24.07 32.47 |
| | 850m (5) | 8:56.25 32.18 | 900m (5) | 9:28.72 32.47 | 950m (5) | 10:00.94 32.22 | 1000m (5) | 10:33.61 32.67 | 1050m (5) | 11:05.95 32.34 | 1100m (5) | 11:38.62 32.67 | 1150m (4) | 12:10.99 32.37 | 1200m (4) | 12:43.83 32.84 |
| | 1250m (4) | 13:16.42 32.59 | 1300m (4) | 13:49.09 32.67 | 1350m (4) | 14:21.41 32.32 | 1400m (4) | 14:54.10 32.69 | 1450m (4) | 15:25.71 31.61 | | | | | | |
| 21 | 2 | 6 | MINCHAM Michael James M | NZL | 0.67 | 15:59.31 | 1:01.17 | | | | | | | | | |
| | 50m (1) | 27.25 | 100m (1) | 56.69 29.44 | 150m (1) | 1:26.97 30.28 | 200m (1) | 1:57.61 30.64 | 250m (1) | 2:28.48 30.87 | 300m (1) | 2:59.65 31.17 | 350m (1) | 3:30.88 31.23 | 400m (2) | 4:02.33 31.45 |
| | 450m (2) | 4:33.75 31.42 | 500m (2) | 5:05.32 31.57 | 550m (2) | 5:37.48 32.16 | 600m (3) | 6:09.84 32.36 | 650m (4) | 6:42.52 32.68 | 700m (4) | 7:14.97 32.45 | 750m (4) | 7:47.97 33.00 | 800m (4) | 8:20.73 32.76 |
| | 850m (4) | 8:53.66 32.93 | 900m (4) | 9:26.20 32.54 | 950m (4) | 9:59.48 33.28 | 1000m (4) | 10:32.41 32.93 | 1050m (4) | 11:05.38 32.97 | 1100m (4) | 11:38.02 32.64 | 1150m (5) | 12:11.38 33.36 | 1200m (5) | 12:44.14 32.76 |
| | 1250m (5) | 13:17.27 33.13 | 1300m (5) | 13:49.91 32.64 | 1350m (5) | 14:22.80 32.89 | 1400m (5) | 14:55.65 32.85 | 1450m (5) | 15:28.33 32.68 | | | | | | |



RESULTS SUMMARY

成績總表

| | Record | Name | NUSF Code | Location | Date |
|----|----------|--------------------|-----------|----------------|-------------|
| WR | 14:31.02 | YANG SUN | CHN | LONDON (GBR) | 04 AUG 2012 |
| UR | 14:51.06 | STANCZYK PREMYSLAW | POL | BELGRADE (SRB) | 09 JUL 2009 |

Heats

| Rank | Heat | Lane | Name | NUSF Code | R.T. | Time | Time Behind | |
|-----------|-----------------------------|-----------------------------|-----------------------------------|-----------------------------|-----------------------------|-----------------------------|-----------------------------|-----------------------------|
| 22 | 2 | 7 | MAYER MARTINELLI Christian | PER | 0.68 | 16:32.83 | 1:34.69 | |
| | 50m (6) 29.77 | 100m (6) 1:01.95 32.18 | 150m (6) 1:35.29 33.34 | 200m (6) 2:08.81 33.52 | 250m (6) 2:42.32 33.51 | 300m (6) 3:15.90 33.58 | 350m (6) 3:49.64 33.74 | 400m (6) 4:23.11 33.47 |
| | 450m (6) 4:56.76 33.65 | 500m (6) 5:30.13 33.37 | 550m (6) 6:03.81 33.68 | 600m (6) 6:36.90 33.09 | 650m (6) 7:10.47 33.57 | 700m (6) 7:43.35 32.88 | 750m (6) 8:17.24 33.89 | 800m (6) 8:50.26 33.02 |
| | 850m (6) 9:23.38 33.12 | 900m (6) 9:56.25 32.87 | 950m (6) 10:29.65 33.40 | 1000m (6) 11:02.61 32.96 | 1050m (6) 11:35.75 33.14 | 1100m (6) 12:08.92 33.17 | 1150m (6) 12:42.55 33.63 | 1200m (6) 13:15.71 33.16 |
| | 1250m (6) 13:48.97 33.26 | 1300m (6) 14:22.09 33.12 | 1350m (6) 14:55.52 33.43 | 1400m (6) 15:28.31 32.79 | 1450m (6) 16:01.28 32.97 | | | |
| 23 | 1 | 5 | SOLITA Jux Keaton | PHI | 0.85 | 17:15.14 | 2:17.00 | |
| | 50m (2) 30.52 | 100m (2) 1:03.45 32.93 | 150m (1) 1:37.18 33.73 | 200m (1) 2:11.30 34.12 | 250m (2) 2:45.90 34.60 | 300m (1) 3:20.30 34.40 | 350m (2) 3:55.72 35.42 | 400m (2) 4:30.82 35.10 |
| | 450m (2) 5:05.75 34.93 | 500m (2) 5:40.10 34.35 | 550m (1) 6:14.79 34.69 | 600m (1) 6:49.44 34.65 | 650m (1) 7:24.79 35.35 | 700m (1) 8:00.35 35.56 | 750m (1) 8:35.69 35.34 | 800m (2) 9:10.81 35.12 |
| | 850m (1) 9:46.20 35.39 | 900m (1) 10:21.62 35.42 | 950m (1) 10:55.88 34.26 | 1000m (1) 11:31.27 35.39 | 1050m (1) 12:06.46 35.19 | 1100m (1) 12:41.68 35.22 | 1150m (1) 13:17.06 35.38 | 1200m (1) 13:51.86 34.80 |
| | 1250m (1) 14:26.94 35.08 | 1300m (1) 15:02.18 35.24 | 1350m (1) 15:37.18 35.00 | 1400m (1) 16:12.24 35.06 | 1450m (1) 16:43.87 31.63 | | | |
| 24 | 1 | 4 | LANUZA SEGURA C | CRC | 0.82 | 17:20.60 | 2:22.46 | |
| | 50m (1) 30.03 | 100m (1) 1:03.02 32.99 | 150m (2) 1:37.33 34.31 | 200m (2) 2:11.42 34.09 | 250m (1) 2:45.88 34.46 | 300m (2) 3:20.44 34.56 | 350m (1) 3:55.21 34.77 | 400m (1) 4:29.51 34.30 |
| | 450m (1) 5:04.46 34.95 | 500m (1) 5:39.36 34.90 | 550m (2) 6:14.84 35.48 | 600m (2) 6:49.78 34.94 | 650m (2) 7:25.05 35.27 | 700m (2) 8:00.38 35.33 | 750m (2) 8:35.78 35.40 | 800m (1) 9:10.70 34.92 |
| | 850m (2) 9:46.23 35.53 | 900m (2) 10:21.67 35.44 | 950m (2) 10:56.25 34.58 | 1000m (2) 11:31.35 35.10 | 1050m (2) 12:06.84 35.49 | 1100m (2) 12:41.96 35.12 | 1150m (2) 13:17.53 35.57 | 1200m (2) 13:52.54 35.01 |
| | 1250m (2) 14:27.51 34.97 | 1300m (2) 15:02.57 35.06 | 1350m (2) 15:37.97 35.40 | 1400m (2) 16:13.59 35.62 | 1450m (2) 16:46.88 33.29 | | | |
| 25 | 1 | 3 | MOHAMMED Aleem Stephon | TTO | 0.83 | 19:05.81 | 4:07.67 | |
| | 50m (3) 31.06 | 100m (3) 1:04.67 33.61 | 150m (3) 1:39.95 35.28 | 200m (3) 2:16.27 36.32 | 250m (3) 2:53.47 37.20 | 300m (3) 3:31.17 37.70 | 350m (3) 4:10.03 38.86 | 400m (3) 4:49.05 39.02 |
| | 450m (3) 5:27.87 38.82 | 500m (3) 6:06.59 38.72 | 550m (3) 6:46.27 39.68 | 600m (3) 7:25.41 39.14 | 650m (3) 8:04.82 39.41 | 700m (3) 8:43.79 38.97 | 750m (3) 9:23.09 39.30 | 800m (3) 10:02.53 39.44 |
| | 850m (3) 10:41.73 39.20 | 900m (3) 11:21.46 39.73 | 950m (3) 12:00.54 39.08 | 1000m (3) 12:39.94 39.40 | 1050m (3) 13:18.99 39.05 | 1100m (3) 13:57.60 38.61 | 1150m (3) 14:36.43 38.83 | 1200m (3) 15:15.07 38.64 |
| | 1250m (3) 15:54.16 39.09 | 1300m (3) 16:32.74 38.58 | 1350m (3) 17:11.76 39.02 | 1400m (3) 17:50.17 38.41 | 1450m (3) 18:28.42 38.25 | | | |

| | | | | |
|----------------|---------------------------|---------------------------|------------------------------|------------------------|
| Legend: | Q Classified Final | R.T. Reaction time | UR Universiade Record | WR World record |
|----------------|---------------------------|---------------------------|------------------------------|------------------------|





RESULT BOOK


29TH Summer Universiade Taipei 2017



Swimming

Men's 200m

Breaststroke





MEDALLISTS

獎牌得主

| Medal | Name | NUSF |
|--------|------------------------|--------------------------------|
| GOLD | WILSON Andrew Lawrence | USA - United States of America |
| SILVER | BALANDIN Dmitriy | KAZ - Kazakhstan |
| BRONZE | GADIROV Rustam | RUS - Russian Federation |



START LIST

出場名單

| | Record | Name | NUSF Code | Location | Date |
|----|---------|------------------------|-----------|--------------------|-------------|
| WR | 2:06.67 | WATANABE IPPEI | JPN | TOKYO (JPN) | 28 JAN 2016 |
| UR | 2:08.37 | WILSON Andrew Lawrence | USA | Taoyuan City (TPE) | 22 AUG 2017 |

Final

Event No. 17

| Lane | Name | NUSF Code | Date of Birth | Qualifying Time | Time | Rank |
|------|------------------------|-----------|---------------|-----------------|------|------|
| 1 | KASER Yannick | SUI | 03 JUL 1992 | 2:12.30 | | |
| 2 | WILSON Andrew Lawrence | USA | 16 SEP 1993 | 2:10.73 | | |
| 3 | LICON William | USA | 25 AUG 1994 | 2:10.51 | | |
| 4 | GADIROV Rustam | RUS | 10 DEC 1997 | 2:09.87 | | |
| 5 | DORINOV Mikhail | RUS | 09 AUG 1995 | 2:10.31 | | |
| 6 | BALANDIN Dmitriy | KAZ | 04 APR 1995 | 2:10.51 | | |
| 7 | OKUBO Rintaro | JPN | 01 MAY 1996 | 2:11.04 | | |
| 8 | MORI Mamoru | JPN | 26 MAR 1996 | 2:12.38 | | |

Reserves

| Name | NUSF Code | Date of Birth | Qualifying Time | Time | Rank |
|---------------------|-----------|---------------|-----------------|------|------|
| PILGER Maximilian | GER | 25 FEB 1996 | 2:12.67 | | |
| QUINN Nicholas John | IRL | 03 JUN 1993 | 2:12.76 | | |

Note:

Consult competition schedule in INFO for heat start times

Legend:

UR Universiade Record WR World record



START LIST

出場名單

| | Record | Name | NUSF Code | Location | Date |
|----|---------|----------------|-----------|----------------|-------------|
| WR | 2:06.67 | WATANABE IPPEI | JPN | TOKYO (JPN) | 28 JAN 2016 |
| UR | 2:08.73 | BORYSIK IGOR | UKR | BELGRADE (SRB) | 08 JUL 2009 |

Heat 1 of 7

Event No. 17

| Lane | Name | NUSF Code | Date of Birth | Qualifying Time | Time | Rank |
|------|----------------------------|-----------|---------------|-----------------|------|------|
| 3 | PINTO MATTA Matias Antonio | CHI | 24 JAN 1997 | | | |
| 4 | AKAVANTSEV Maksim | EST | 16 SEP 1998 | 2:46.30 | | |
| 5 | AL-BULUSHI Mohamed Tariq | OMA | 12 JUL 1992 | 3:35.43 | | |

Heat 2 of 7

| Lane | Name | NUSF Code | Date of Birth | Qualifying Time | Time | Rank |
|------|----------------------------|-----------|---------------|-----------------|------|------|
| 1 | GUERRA SU Rodrigo Jose | NCA | 21 MAR 1999 | 2:34.25 | | |
| 2 | QUIROZ UTEAU Felipe Martin | CHI | 13 OCT 1995 | 2:25.02 | | |
| 3 | GALVEZ ENGELS Jose Tomas | CHI | 22 FEB 1997 | 2:24.98 | | |
| 4 | ZULFITRANTO Gerdi | INA | 24 APR 1995 | 2:19.63 | | |
| 5 | CHAO Man Hou | MAC | 21 FEB 1996 | 2:20.00 | | |
| 6 | GUNSENNOROV Zandanbal | MGL | 06 FEB 1996 | 2:25.00 | | |
| 7 | KASEMETS Ayrton | EST | 21 NOV 1995 | 2:28.27 | | |
| 8 | EDUSSURIYA Taveesh Nishke | SRI | 15 MAY 1996 | 2:35.00 | | |

Heat 3 of 7

| Lane | Name | NUSF Code | Date of Birth | Qualifying Time | Time | Rank |
|------|----------------------------|-----------|---------------|-----------------|------|------|
| 1 | KNIPPING Arjan Antonius | NED | 01 AUG 1994 | 2:18.49 | | |
| 2 | RUOHONIEMI Miiikka Olavi | FIN | 23 JUL 1993 | 2:18.26 | | |
| 3 | KWOK Ka Fai | HKG | 22 SEP 1996 | 2:17.87 | | |
| 4 | STOLARSKI Marcin Tomasz | POL | 04 JAN 1996 | 2:17.28 | | |
| 5 | KAMZENOV Aibek | KAZ | 16 DEC 1995 | 2:17.30 | | |
| 6 | BASSON Alaric Bennedic | RSA | 16 FEB 1996 | 2:18.17 | | |
| 7 | KAGE MONNI Felipe Hidekazu | BRA | 24 MAR 1996 | 2:18.37 | | |
| 8 | LULEK William Robert | SWE | 23 MAY 1998 | 2:19.00 | | |

Heat 4 of 7

| Lane | Name | NUSF Code | Date of Birth | Qualifying Time | Time | Rank |
|------|-----------------------------|-----------|---------------|-----------------|------|------|
| 1 | DE OLIVEIRA RODRIGU Raphael | BRA | 29 MAR 1991 | 2:16.43 | | |
| 2 | KARPENKO Oleksandr | UKR | 16 SEP 1995 | 2:15.90 | | |
| 3 | GREENE Darragh | IRL | 20 OCT 1995 | 2:14.86 | | |
| 4 | MURILLO VALDES Jorge Mario | COL | 07 SEP 1991 | 2:14.00 | | |
| 5 | SIDLAUSKAS Andrius | LTU | 06 APR 1997 | 2:14.57 | | |
| 6 | GARROD Jacob Thomas | NZL | 27 MAY 1996 | 2:15.48 | | |
| 7 | MORELLI Gabriel Osvaldo | ARG | 07 OCT 1994 | 2:15.95 | | |
| 8 | VUORELA Teemu Richard | FIN | 24 MAR 1994 | 2:16.56 | | |



START LIST

出場名單

| | Record | Name | NUSF Code | Location | Date |
|----|---------|----------------|-----------|----------------|-------------|
| WR | 2:06.67 | WATANABE IPPEI | JPN | TOKYO (JPN) | 28 JAN 2016 |
| UR | 2:08.73 | BORYSIK IGOR | UKR | BELGRADE (SRB) | 08 JUL 2009 |

Heat 5 of 7

| Lane | Name | NUSF Code | Date of Birth | Qualifying Time | Time | Rank |
|------|---------------------|-----------|---------------|-----------------|------|------|
| 1 | LEE Hsuan Yen | TPE | 13 MAY 1993 | 2:13.54 | | |
| 2 | CASTILLO LUNA Mauro | MEX | 06 AUG 1995 | 2:12.96 | | |
| 3 | BIZZARRI Flavio | ITA | 14 MAY 1993 | 2:11.17 | | |
| 4 | DORINOV Mikhail | RUS | 09 AUG 1995 | 2:09.08 | | |
| 5 | PILGER Maximilian | GER | 25 FEB 1996 | 2:10.53 | | |
| 6 | KASER Yannick | SUI | 03 JUL 1992 | 2:11.65 | | |
| 7 | SHYMANOVICH Ilya | BLR | 02 AUG 1994 | 2:13.35 | | |
| 8 | BOVEY Jolann | SUI | 17 MAR 1996 | 2:13.80 | | |

Heat 6 of 7

| Lane | Name | NUSF Code | Date of Birth | Qualifying Time | Time | Rank |
|------|--------------------------|-----------|---------------|-----------------|------|------|
| 1 | SCHRODER George Liam | NZL | 03 SEP 1995 | 2:13.41 | | |
| 2 | KIM Jaeyoun | KOR | 26 AUG 1996 | 2:12.94 | | |
| 3 | OKUBO Rintaro | JPN | 01 MAY 1996 | 2:11.08 | | |
| 4 | WILSON Andrew Lawrence | USA | 16 SEP 1993 | 2:08.64 | | |
| 5 | LICON William | USA | 25 AUG 1994 | 2:09.29 | | |
| 6 | SCHWINGENSCHLOEGL Fabian | GER | 15 AUG 1991 | 2:11.39 | | |
| 7 | CAI Bing Rong | TPE | 17 DEC 1996 | 2:13.30 | | |
| 8 | PAULSSON Adam Lennart | SWE | 14 MAR 1995 | 2:13.77 | | |

Heat 7 of 7

| Lane | Name | NUSF Code | Date of Birth | Qualifying Time | Time | Rank |
|------|--------------------------|-----------|---------------|-----------------|------|------|
| 1 | BOBROVS Daniils | LAT | 08 OCT 1997 | 2:13.37 | | |
| 2 | WALL Elijah Benjamin | CAN | 16 MAR 1995 | 2:12.26 | | |
| 3 | MORI Mamoru | JPN | 26 MAR 1996 | 2:10.74 | | |
| 4 | BALANDIN Dmitriy | KAZ | 04 APR 1995 | 2:07.46 | | |
| 5 | GADIROV Rustam | RUS | 10 DEC 1997 | 2:09.18 | | |
| 6 | QUINN Nicholas John | IRL | 03 JUN 1993 | 2:11.24 | | |
| 7 | MILLIGAN Alex Stewart Da | AUS | 23 JAN 1998 | 2:13.23 | | |
| 8 | DIETRICH Johannes | AUT | 05 OCT 1993 | 2:13.60 | | |

Note:
Consult competition schedule in INFO for heat start times

Legend:
UR Universiade Record WR World record



RESULTS

比賽成績

| | Record | Name | NUSF Code | Location | Date |
|----|---------|----------------|-----------|----------------|-------------|
| WR | 2:06.67 | WATANABE IPPEI | JPN | TOKYO (JPN) | 28 JAN 2016 |
| UR | 2:08.73 | BORYSIK IGOR | UKR | BELGRADE (SRB) | 08 JUL 2009 |

Heat 1 of 7

Event No. 17

| Rank | Lane | Name | NUSF Code | R.T. | 50m | 100m | 150m | Time | Time Behind |
|------|------|----------------------------|-----------|------|-----------|------------------------|------------------------|---------------------------|-------------|
| 1 | 4 | AKAVANTSEV Maksim | EST | 0.59 | (1) 34.63 | (1) 1:15.01 40.38 | (1) 1:56.53 41.52 | 2:38.25 41.72 | |
| 2 | 5 | AL-BULUSHI Mohamed Tariq | OMA | 1.13 | (2) 56.23 | (2) 2:02.49 1:06.26 | (2) 3:14.22 1:11.73 | 4:24.88 1:10.66 | 1:46.63 |
| | 3 | PINTO MATTA Matias Antonio | CHI | | | | | DNS | |

Heat 2 of 7

| Rank | Lane | Name | NUSF Code | R.T. | 50m | 100m | 150m | Time | Time Behind |
|------|------|----------------------------|-----------|------|-----------|----------------------|----------------------|-------------------------|-------------|
| 1 | 5 | CHAO Man Hou | MAC | 0.76 | (1) 30.84 | (1) 1:05.85 35.01 | (1) 1:41.72 35.87 | 2:17.48 35.76 | |
| 2 | 4 | ZULFITRANTO Gerdi | INA | 0.65 | (2) 32.02 | (2) 1:07.39 35.37 | (2) 1:43.52 36.13 | 2:19.66 36.14 | 2.18 |
| 3 | 3 | GALVEZ ENGELS Jose Tomas | CHI | 0.65 | (3) 32.62 | (3) 1:09.00 36.38 | (3) 1:46.88 37.88 | 2:24.33 37.45 | 6.85 |
| 4 | 7 | KASEMETS Ayrton | EST | 0.70 | (3) 32.62 | (4) 1:09.52 36.90 | (4) 1:48.26 38.74 | 2:27.24 38.98 | 9.76 |
| 5 | 2 | QUIROZ UTEAU Felipe Martin | CHI | 0.69 | (5) 33.73 | (5) 1:11.69 37.96 | (5) 1:49.50 37.81 | 2:27.37 37.87 | 9.89 |
| 6 | 6 | GUNSENNOROV Zandanbal | MGL | 0.69 | (6) 34.14 | (6) 1:12.24 38.10 | (6) 1:51.37 39.13 | 2:30.52 39.15 | 13.04 |
| 7 | 1 | GUERRA SU Rodrigo Jose | NCA | 0.69 | (7) 35.55 | (7) 1:16.73 41.18 | (7) 1:57.78 41.05 | 2:39.30 41.52 | 21.82 |
| 8 | 8 | EDUSSURIYA Taveesh Nishke | SRI | 0.88 | (8) 37.26 | (8) 1:20.95 43.69 | (8) 2:07.17 46.22 | 2:50.74 43.57 | 33.26 |

Heat 3 of 7

| Rank | Lane | Name | NUSF Code | R.T. | 50m | 100m | 150m | Time | Time Behind |
|------|------|----------------------------|-----------|------|-----------|----------------------|----------------------|-------------------------|-------------|
| 1 | 6 | BASSON Alaric Benedic | RSA | 0.67 | (3) 30.80 | (3) 1:05.48 34.68 | (1) 1:40.71 35.23 | 2:16.19 35.48 | |
| 2 | 1 | KNIPPING Arjan Antonius | NED | 0.72 | (5) 31.28 | (4) 1:05.79 34.51 | (2) 1:40.76 34.97 | 2:16.20 35.44 | 0.01 |
| 3 | 2 | RUOHONIEMI Miikka Olavi | FIN | 0.67 | (2) 30.69 | (2) 1:05.43 34.74 | (4) 1:41.29 35.86 | 2:17.22 35.93 | 1.03 |
| 4 | 7 | KAGE MONNI Felipe Hidekazu | BRA | 0.71 | (1) 30.04 | (1) 1:04.40 34.36 | (3) 1:41.11 36.71 | 2:19.12 38.01 | 2.93 |
| 5 | 4 | STOLARSKI Marcin Tomasz | POL | 0.66 | (7) 32.10 | (5) 1:06.58 34.48 | (6) 1:43.31 36.73 | 2:19.89 36.58 | 3.70 |
| 6 | 3 | KWOK Ka Fai | HKG | 0.62 | (4) 31.22 | (6) 1:06.72 35.50 | (5) 1:43.12 36.40 | 2:20.04 36.92 | 3.85 |
| 7 | 5 | KAMZENOV Aibek | KAZ | 0.71 | (8) 32.27 | (7) 1:08.07 35.80 | (7) 1:44.50 36.43 | 2:20.09 35.59 | 3.90 |
| 8 | 8 | LULEK William Robert | SWE | 0.71 | (6) 31.92 | (8) 1:08.34 36.42 | (8) 1:45.49 37.15 | 2:22.84 37.35 | 6.65 |



RESULTS

比賽成績

| | Record | Name | NUSF Code | Location | Date |
|----|---------|----------------|-----------|----------------|-------------|
| WR | 2:06.67 | WATANABE IPPEI | JPN | TOKYO (JPN) | 28 JAN 2016 |
| UR | 2:08.73 | BORYSIK IGOR | UKR | BELGRADE (SRB) | 08 JUL 2009 |

Heat 4 of 7

| Rank | Lane | Name | NUSF Code | R.T. | 50m | 100m | 150m | Time | Time Behind |
|------|------|----------------------------|-----------|------|-----------|----------------------|----------------------|-------------------------|-------------|
| 1 | 3 | GREENE Darragh | IRL | 0.64 | (5) 31.24 | (6) 1:06.41 35.17 | (4) 1:41.78 35.37 | 2:16.35 34.57 | |
| 2 | 1 | DE OLIVEIRA RODR R | BRA | 0.73 | (1) 30.31 | (1) 1:04.92 34.61 | (1) 1:40.36 35.44 | 2:16.89 36.53 | 0.54 |
| 2 | 6 | GARROD Jacob Thomas | NZL | 0.68 | (7) 31.34 | (4) 1:06.23 34.89 | (3) 1:41.29 35.06 | 2:16.89 35.60 | 0.54 |
| 4 | 8 | VUORELA Teemu Richard | FIN | 0.72 | (3) 30.85 | (2) 1:05.64 34.79 | (2) 1:40.83 35.19 | 2:17.63 36.80 | 1.28 |
| 5 | 5 | SIDLAUSKAS Andrius | LTU | 0.73 | (2) 30.44 | (3) 1:05.68 35.24 | (5) 1:42.37 36.69 | 2:18.67 36.30 | 2.32 |
| 6 | 2 | KARPENKO Oleksandr | UKR | 0.65 | (4) 31.10 | (5) 1:06.38 35.28 | (6) 1:42.41 36.03 | 2:18.82 36.41 | 2.47 |
| 7 | 4 | MURILLO VALDES Jorge Mario | COL | 0.65 | (8) 31.41 | (7) 1:07.06 35.65 | (7) 1:43.14 36.08 | 2:19.52 36.38 | 3.17 |
| 8 | 7 | MORELLI Gabriel Osvaldo | ARG | 0.72 | (6) 31.25 | (8) 1:07.41 36.16 | (8) 1:43.97 36.56 | 2:20.39 36.42 | 4.04 |

Heat 5 of 7

| Rank | Lane | Name | NUSF Code | R.T. | 50m | 100m | 150m | Time | Time Behind |
|------|------|---------------------|-----------|------|-----------|----------------------|----------------------|-------------------------|-------------|
| 1 | 4 | DORINOV Mikhail | RUS | 0.69 | (4) 30.26 | (1) 1:03.64 33.38 | (1) 1:37.36 33.72 | 2:10.93 33.57 | |
| 2 | 6 | KASER Yannick | SUI | 0.76 | (5) 30.33 | (4) 1:04.08 33.75 | (2) 1:38.41 34.33 | 2:12.69 34.28 | 1.76 |
| 3 | 3 | BIZZARRI Flavio | ITA | 0.72 | (6) 30.54 | (6) 1:04.38 33.84 | (4) 1:38.87 34.49 | 2:13.71 34.84 | 2.78 |
| 4 | 5 | PILGER Maximilian | GER | 0.70 | (3) 30.14 | (7) 1:04.48 34.34 | (3) 1:38.74 34.26 | 2:13.81 35.07 | 2.88 |
| 5 | 2 | CASTILLO LUNA Mauro | MEX | 0.63 | (7) 30.57 | (5) 1:04.19 33.62 | (6) 1:38.98 34.79 | 2:14.14 35.16 | 3.21 |
| 6 | 1 | LEE Hsuan Yen | TPE | 0.70 | (8) 31.17 | (8) 1:05.18 34.01 | (8) 1:39.99 34.81 | 2:15.20 35.21 | 4.27 |
| 7 | 8 | BOVEY Jolann | SUI | 0.69 | (1) 29.95 | (2) 1:03.94 33.99 | (5) 1:38.95 35.01 | 2:15.23 36.28 | 4.30 |
| 8 | 7 | SHYMANOVICH Ilya | BLR | 0.69 | (2) 30.05 | (3) 1:04.00 33.95 | (7) 1:39.51 35.51 | 2:15.30 35.79 | 4.37 |



RESULTS

比賽成績

| | Record | Name | NUSF Code | Location | Date |
|----|---------|----------------|-----------|----------------|-------------|
| WR | 2:06.67 | WATANABE IPPEI | JPN | TOKYO (JPN) | 28 JAN 2016 |
| UR | 2:08.73 | BORYSIK IGOR | UKR | BELGRADE (SRB) | 08 JUL 2009 |

Heat 6 of 7

| Rank | Lane | Name | NUSF Code | R.T. | 50m | 100m | 150m | Time | Time Behind |
|------|------|------------------------|-----------|------|-----------|----------------------|----------------------|-------------------------|-------------|
| 1 | 4 | WILSON Andrew Lawrence | USA | 0.69 | (1) 28.99 | (1) 1:01.24 32.25 | (1) 1:35.29 34.05 | 2:08.37 33.08 | UR |
| 2 | 3 | OKUBO Rintaro | JPN | 0.69 | (2) 30.02 | (2) 1:03.66 33.64 | (2) 1:37.22 33.56 | 2:11.82 34.60 | 3.45 |
| 3 | 5 | LICON William | USA | 0.74 | (3) 30.61 | (3) 1:04.41 33.80 | (3) 1:38.45 34.04 | 2:13.10 34.65 | 4.73 |
| 4 | 1 | SCHRODER George Liam | NZL | 0.68 | (8) 30.96 | (5) 1:04.84 33.88 | (4) 1:39.63 34.79 | 2:15.16 35.53 | 6.79 |
| 5 | 2 | KIM Jaeyoun | KOR | 0.67 | (5) 30.78 | (4) 1:04.71 33.93 | (5) 1:40.34 35.63 | 2:15.82 35.48 | 7.45 |
| 6 | 7 | CAI Bing Rong | TPE | 0.60 | (7) 30.90 | (8) 1:05.48 34.58 | (7) 1:40.67 35.19 | 2:16.35 35.68 | 7.98 |
| 7 | 6 | SCHWINGENSCHLOEG F | GER | 0.70 | (4) 30.74 | (6) 1:05.21 34.47 | (8) 1:40.87 35.66 | 2:16.79 35.92 | 8.42 |
| 8 | 8 | PAULSSON Adam Lennart | SWE | 0.78 | (6) 30.84 | (7) 1:05.34 34.50 | (6) 1:40.58 35.24 | 2:17.06 36.48 | 8.69 |

Heat 7 of 7

| Rank | Lane | Name | NUSF Code | R.T. | 50m | 100m | 150m | Time | Time Behind |
|------|------|--------------------------|-----------|------|-----------|----------------------|----------------------|-------------------------|-------------|
| 1 | 4 | BALANDIN Dmitriy | KAZ | 0.69 | (5) 30.63 | (5) 1:04.21 33.58 | (1) 1:38.14 33.93 | 2:11.73 33.59 | |
| 2 | 5 | GADIROV Rustam | RUS | 0.81 | (2) 30.22 | (4) 1:04.12 33.90 | (3) 1:38.28 34.16 | 2:11.86 33.58 | 0.13 |
| 3 | 3 | MORI Mamoru | JPN | 0.70 | (6) 30.78 | (6) 1:05.14 34.36 | (6) 1:39.23 34.09 | 2:13.16 33.93 | 1.43 |
| 4 | 6 | QUINN Nicholas John | IRL | 0.69 | (1) 30.12 | (1) 1:03.83 33.71 | (5) 1:38.74 34.91 | 2:13.54 34.80 | 1.81 |
| 5 | 2 | WALL Elijah Benjamin | CAN | 0.72 | (3) 30.44 | (2) 1:03.96 33.52 | (4) 1:38.65 34.69 | 2:13.71 35.06 | 1.98 |
| 6 | 7 | MILLIGAN Alex Stewart Da | AUS | 0.70 | (4) 30.62 | (3) 1:04.02 33.40 | (2) 1:38.16 34.14 | 2:13.94 35.78 | 2.21 |
| 7 | 8 | DIETRICH Johannes | AUT | 0.71 | (7) 31.53 | (8) 1:06.65 35.12 | (7) 1:41.66 35.01 | 2:16.74 35.08 | 5.01 |
| 8 | 1 | BOBROVS Daniils | LAT | 0.71 | (8) 31.55 | (7) 1:06.56 35.01 | (8) 1:42.07 35.51 | 2:17.67 35.60 | 5.94 |

Legend:

DNS Did not start R.T. Reaction time UR Universiade Record WR World record



RESULTS SUMMARY

成績總表

| | Record | Name | NUSF Code | Location | Date |
|----|---------|----------------|-----------|----------------|-------------|
| WR | 2:06.67 | WATANABE IPPEI | JPN | TOKYO (JPN) | 28 JAN 2016 |
| UR | 2:08.73 | BORYSIK IGOR | UKR | BELGRADE (SRB) | 08 JUL 2009 |

| Heats | | | | | | | | | | Event No. 17 |
|-------|------|------|--------------------------|-----------|------|-----------|----------------------|----------------------|-------------------------|--------------|
| Rank | Heat | Lane | Name | NUSF Code | R.T. | 50m | 100m | 150m | Time | Time Behind |
| 1 | 6 | 4 | WILSON Andrew Lawrence | USA | 0.69 | (1) 28.99 | (1) 1:01.24 32.25 | (1) 1:35.29 34.05 | 2:08.37 33.08 | Q UR |
| 2 | 5 | 4 | DORINOV Mikhail | RUS | 0.69 | (4) 30.26 | (1) 1:03.64 33.38 | (1) 1:37.36 33.72 | 2:10.93 33.57 | 2.56 Q |
| 3 | 7 | 4 | BALANDIN Dmitriy | KAZ | 0.69 | (5) 30.63 | (5) 1:04.21 33.58 | (1) 1:38.14 33.93 | 2:11.73 33.59 | 3.36 Q |
| 4 | 6 | 3 | OKUBO Rintaro | JPN | 0.69 | (2) 30.02 | (2) 1:03.66 33.64 | (2) 1:37.22 33.56 | 2:11.82 34.60 | 3.45 Q |
| 5 | 7 | 5 | GADIROV Rustam | RUS | 0.81 | (2) 30.22 | (4) 1:04.12 33.90 | (3) 1:38.28 34.16 | 2:11.86 33.58 | 3.49 Q |
| 6 | 5 | 6 | KASER Yannick | SUI | 0.76 | (5) 30.33 | (4) 1:04.08 33.75 | (2) 1:38.41 34.33 | 2:12.69 34.28 | 4.32 Q |
| 7 | 6 | 5 | LICON William | USA | 0.74 | (3) 30.61 | (3) 1:04.41 33.80 | (3) 1:38.45 34.04 | 2:13.10 34.65 | 4.73 Q |
| 8 | 7 | 3 | MORI Mamoru | JPN | 0.70 | (6) 30.78 | (6) 1:05.14 34.36 | (6) 1:39.23 34.09 | 2:13.16 33.93 | 4.79 Q |
| 9 | 7 | 6 | QUINN Nicholas John | IRL | 0.69 | (1) 30.12 | (1) 1:03.83 33.71 | (5) 1:38.74 34.91 | 2:13.54 34.80 | 5.17 Q |
| 10 | 5 | 3 | BIZZARRI Flavio | ITA | 0.72 | (6) 30.54 | (6) 1:04.38 33.84 | (4) 1:38.87 34.49 | 2:13.71 34.84 | 5.34 Q |
| 10 | 7 | 2 | WALL Elijah Benjamin | CAN | 0.72 | (3) 30.44 | (2) 1:03.96 33.52 | (4) 1:38.65 34.69 | 2:13.71 35.06 | 5.34 Q |
| 12 | 5 | 5 | PILGER Maximilian | GER | 0.70 | (3) 30.14 | (7) 1:04.48 34.34 | (3) 1:38.74 34.26 | 2:13.81 35.07 | 5.44 Q |
| 13 | 7 | 7 | MILLIGAN Alex Stewart Da | AUS | 0.70 | (4) 30.62 | (3) 1:04.02 33.40 | (2) 1:38.16 34.14 | 2:13.94 35.78 | 5.57 Q |
| 14 | 5 | 2 | CASTILLO LUNA Mauro | MEX | 0.63 | (7) 30.57 | (5) 1:04.19 33.62 | (6) 1:38.98 34.79 | 2:14.14 35.16 | 5.77 Q |
| 15 | 6 | 1 | SCHRODER George Liam | NZL | 0.68 | (8) 30.96 | (5) 1:04.84 33.88 | (4) 1:39.63 34.79 | 2:15.16 35.53 | 6.79 Q |
| 16 | 5 | 1 | LEE Hsuan Yen | TPE | 0.70 | (8) 31.17 | (8) 1:05.18 34.01 | (8) 1:39.99 34.81 | 2:15.20 35.21 | 6.83 Q |
| 17 | 5 | 8 | BOVEY Jolann | SUI | 0.69 | (1) 29.95 | (2) 1:03.94 33.99 | (5) 1:38.95 35.01 | 2:15.23 36.28 | 6.86 |
| 18 | 5 | 7 | SHYMANOVICH Ilya | BLR | 0.69 | (2) 30.05 | (3) 1:04.00 33.95 | (7) 1:39.51 35.51 | 2:15.30 35.79 | 6.93 |
| 19 | 6 | 2 | KIM Jaeyoun | KOR | 0.67 | (5) 30.78 | (4) 1:04.71 33.93 | (5) 1:40.34 35.63 | 2:15.82 35.48 | 7.45 |
| 20 | 3 | 6 | BASSON Alaric Bennedic | RSA | 0.67 | (3) 30.80 | (3) 1:05.48 34.68 | (1) 1:40.71 35.23 | 2:16.19 35.48 | 7.82 |
| 21 | 3 | 1 | KNIPPING Arjan Antonius | NED | 0.72 | (5) 31.28 | (4) 1:05.79 34.51 | (2) 1:40.76 34.97 | 2:16.20 35.44 | 7.83 |
| 22 | 4 | 3 | GREENE Darragh | IRL | 0.64 | (5) 31.24 | (6) 1:06.41 35.17 | (4) 1:41.78 35.37 | 2:16.35 34.57 | 7.98 |
| 22 | 6 | 7 | CAI Bing Rong | TPE | 0.60 | (7) 30.90 | (8) 1:05.48 34.58 | (7) 1:40.67 35.19 | 2:16.35 35.68 | 7.98 |
| 24 | 7 | 8 | DIETRICH Johannes | AUT | 0.71 | (7) 31.53 | (8) 1:06.65 35.12 | (7) 1:41.66 35.01 | 2:16.74 35.08 | 8.37 |
| 25 | 6 | 6 | SCHWINGENSCHLOEG F | GER | 0.70 | (4) 30.74 | (6) 1:05.21 34.47 | (8) 1:40.87 35.66 | 2:16.79 35.92 | 8.42 |



RESULTS SUMMARY

成績總表

| | Record | Name | NUSF Code | Location | Date |
|----|---------|----------------|-----------|----------------|-------------|
| WR | 2:06.67 | WATANABE IPPEI | JPN | TOKYO (JPN) | 28 JAN 2016 |
| UR | 2:08.73 | BORYSIK IGOR | UKR | BELGRADE (SRB) | 08 JUL 2009 |

Heats

| Rank | Heat | Lane | Name | NUSF Code | R.T. | 50m | 100m | 150m | Time | Time Behind |
|------|------|------|----------------------------|-----------|------|-----------|------------------------|------------------------|---------------------------|-------------|
| 26 | 4 | 1 | DE OLIVEIRA RODR R | BRA | 0.73 | (1) 30.31 | (1) 1:04.92 34.61 | (1) 1:40.36 35.44 | 2:16.89 36.53 | 8.52 |
| 26 | 4 | 6 | GARROD Jacob Thomas | NZL | 0.68 | (7) 31.34 | (4) 1:06.23 34.89 | (3) 1:41.29 35.06 | 2:16.89 35.60 | 8.52 |
| 28 | 6 | 8 | PAULSSON Adam Lennart | SWE | 0.78 | (6) 30.84 | (7) 1:05.34 34.50 | (6) 1:40.58 35.24 | 2:17.06 36.48 | 8.69 |
| 29 | 3 | 2 | RUOHONIEMI Miiikka Olavi | FIN | 0.67 | (2) 30.69 | (2) 1:05.43 34.74 | (4) 1:41.29 35.86 | 2:17.22 35.93 | 8.85 |
| 30 | 2 | 5 | CHAO Man Hou | MAC | 0.76 | (1) 30.84 | (1) 1:05.85 35.01 | (1) 1:41.72 35.87 | 2:17.48 35.76 | 9.11 |
| 31 | 4 | 8 | VUORELA Teemu Richard | FIN | 0.72 | (3) 30.85 | (2) 1:05.64 34.79 | (2) 1:40.83 35.19 | 2:17.63 36.80 | 9.26 |
| 32 | 7 | 1 | BOBROVS Daniils | LAT | 0.71 | (8) 31.55 | (7) 1:06.56 35.01 | (8) 1:42.07 35.51 | 2:17.67 35.60 | 9.30 |
| 33 | 4 | 5 | SIDLAUSKAS Andrius | LTU | 0.73 | (2) 30.44 | (3) 1:05.68 35.24 | (5) 1:42.37 36.69 | 2:18.67 36.30 | 10.30 |
| 34 | 4 | 2 | KARPENKO Oleksandr | UKR | 0.65 | (4) 31.10 | (5) 1:06.38 35.28 | (6) 1:42.41 36.03 | 2:18.82 36.41 | 10.45 |
| 35 | 3 | 7 | KAGE MONNI Felipe Hidekazu | BRA | 0.71 | (1) 30.04 | (1) 1:04.40 34.36 | (3) 1:41.11 36.71 | 2:19.12 38.01 | 10.75 |
| 36 | 4 | 4 | MURILLO VALDES Jorge Mario | COL | 0.65 | (8) 31.41 | (7) 1:07.06 35.65 | (7) 1:43.14 36.08 | 2:19.52 36.38 | 11.15 |
| 37 | 2 | 4 | ZULFITRANTO Gerdi | INA | 0.65 | (2) 32.02 | (2) 1:07.39 35.37 | (2) 1:43.52 36.13 | 2:19.66 36.14 | 11.29 |
| 38 | 3 | 4 | STOLARSKI Marcin Tomasz | POL | 0.66 | (7) 32.10 | (5) 1:06.58 34.48 | (6) 1:43.31 36.73 | 2:19.89 36.58 | 11.52 |
| 39 | 3 | 3 | KWOK Ka Fai | HKG | 0.62 | (4) 31.22 | (6) 1:06.72 35.50 | (5) 1:43.12 36.40 | 2:20.04 36.92 | 11.67 |
| 40 | 3 | 5 | KAMZENOV Aibek | KAZ | 0.71 | (8) 32.27 | (7) 1:08.07 35.80 | (7) 1:44.50 36.43 | 2:20.09 35.59 | 11.72 |
| 41 | 4 | 7 | MORELLI Gabriel Osvaldo | ARG | 0.72 | (6) 31.25 | (8) 1:07.41 36.16 | (8) 1:43.97 36.56 | 2:20.39 36.42 | 12.02 |
| 42 | 3 | 8 | LULEK William Robert | SWE | 0.71 | (6) 31.92 | (8) 1:08.34 36.42 | (8) 1:45.49 37.15 | 2:22.84 37.35 | 14.47 |
| 43 | 2 | 3 | GALVEZ ENGELS Jose Tomas | CHI | 0.65 | (3) 32.62 | (3) 1:09.00 36.38 | (3) 1:46.88 37.88 | 2:24.33 37.45 | 15.96 |
| 44 | 2 | 7 | KASEMETS Ayrton | EST | 0.70 | (3) 32.62 | (4) 1:09.52 36.90 | (4) 1:48.26 38.74 | 2:27.24 38.98 | 18.87 |
| 45 | 2 | 2 | QUIROZ UTEAU Felipe Martin | CHI | 0.69 | (5) 33.73 | (5) 1:11.69 37.96 | (5) 1:49.50 37.81 | 2:27.37 37.87 | 19.00 |
| 46 | 2 | 6 | GUNSENNOROV Zandanbal | MGL | 0.69 | (6) 34.14 | (6) 1:12.24 38.10 | (6) 1:51.37 39.13 | 2:30.52 39.15 | 22.15 |
| 47 | 1 | 4 | AKAVANTSEV Maksim | EST | 0.59 | (1) 34.63 | (1) 1:15.01 40.38 | (1) 1:56.53 41.52 | 2:38.25 41.72 | 29.88 |
| 48 | 2 | 1 | GUERRA SU Rodrigo Jose | NCA | 0.69 | (7) 35.55 | (7) 1:16.73 41.18 | (7) 1:57.78 41.05 | 2:39.30 41.52 | 30.93 |
| 49 | 2 | 8 | EDUSSURIYA Taveesh Nishke | SRI | 0.88 | (8) 37.26 | (8) 1:20.95 43.69 | (8) 2:07.17 46.22 | 2:50.74 43.57 | 42.37 |
| 50 | 1 | 5 | AL-BULUSHI Mohamed Tariq | OMA | 1.13 | (2) 56.23 | (2) 2:02.49 1:06.26 | (2) 3:14.22 1:11.73 | 4:24.88 1:10.66 | 2:16.51 |



RESULTS SUMMARY

成績總表

| | Record | Name | NUSF Code | Location | Date |
|----|---------|----------------|-----------|----------------|-------------|
| WR | 2:06.67 | WATANABE IPPEI | JPN | TOKYO (JPN) | 28 JAN 2016 |
| UR | 2:08.73 | BORYSIK IGOR | UKR | BELGRADE (SRB) | 08 JUL 2009 |

Heats

| Rank | Heat | Lane | Name | NUSF Code | R.T. | 50m | 100m | 150m | Time | Time Behind |
|------|------|------|----------------------------|-----------|------|-----|------|------|------|-------------|
| | 1 | 3 | PINTO MATTA Matias Antonio | CHI | | | | | DNS | |

| | | | | |
|----------------|---------------------------|---------------------------|------------------------------|------------------------|
| Legend: | Q Classified Final | R.T. Reaction time | UR Universiade Record | WR World record |
|----------------|---------------------------|---------------------------|------------------------------|------------------------|



START LIST

出場名單

| | Record | Name | NUSF Code | Location | Date |
|----|---------|------------------------|-----------|--------------------|-------------|
| WR | 2:06.67 | WATANABE IPPEI | JPN | TOKYO (JPN) | 28 JAN 2016 |
| UR | 2:08.37 | WILSON Andrew Lawrence | USA | Taoyuan City (TPE) | 22 AUG 2017 |

Semifinal 1 of 2

Event No. 17

| Lane | Name | NUSF Code | Date of Birth | Qualifying Time | Time | Rank |
|------|----------------------|-----------|---------------|-----------------|------|------|
| 1 | CASTILLO LUNA Mauro | MEX | 06 AUG 1995 | 2:14.14 | | |
| 2 | WALL Elijah Benjamin | CAN | 16 MAR 1995 | 2:13.71 | | |
| 3 | KASER Yannick | SUI | 03 JUL 1992 | 2:12.69 | | |
| 4 | DORINOV Mikhail | RUS | 09 AUG 1995 | 2:10.93 | | |
| 5 | OKUBO Rintaro | JPN | 01 MAY 1996 | 2:11.82 | | |
| 6 | MORI Mamoru | JPN | 26 MAR 1996 | 2:13.16 | | |
| 7 | PILGER Maximilian | GER | 25 FEB 1996 | 2:13.81 | | |
| 8 | LEE Hsuan Yen | TPE | 13 MAY 1993 | 2:15.20 | | |

Semifinal 2 of 2

| Lane | Name | NUSF Code | Date of Birth | Qualifying Time | Time | Rank |
|------|--------------------------|-----------|---------------|-----------------|------|------|
| 1 | MILLIGAN Alex Stewart Da | AUS | 23 JAN 1998 | 2:13.94 | | |
| 2 | QUINN Nicholas John | IRL | 03 JUN 1993 | 2:13.54 | | |
| 3 | GADIROV Rustam | RUS | 10 DEC 1997 | 2:11.86 | | |
| 4 | WILSON Andrew Lawrence | USA | 16 SEP 1993 | 2:08.37 | | |
| 5 | BALANDIN Dmitriy | KAZ | 04 APR 1995 | 2:11.73 | | |
| 6 | LICON William | USA | 25 AUG 1994 | 2:13.10 | | |
| 7 | BIZZARRI Flavio | ITA | 14 MAY 1993 | 2:13.71 | | |
| 8 | SCHRODER George Liam | NZL | 03 SEP 1995 | 2:15.16 | | |

Reserves

| Name | NUSF Code | Date of Birth | Qualifying Time | Time | Rank |
|------------------|-----------|---------------|-----------------|------|------|
| BOVEY Jolann | SUI | 17 MAR 1996 | 2:15.23 | | |
| SHYMANOVICH Ilya | BLR | 02 AUG 1994 | 2:15.30 | | |

Note:
Consult competition schedule in INFO for heat start times

Legend:
UR Universiade Record WR World record



RESULTS

比賽成績

| | Record | Name | NUSF Code | Location | Date |
|----|---------|------------------------|-----------|--------------------|-------------|
| WR | 2:06.67 | WATANABE IPPEI | JPN | TOKYO (JPN) | 28 JAN 2016 |
| UR | 2:08.37 | WILSON Andrew Lawrence | USA | Taoyuan City (TPE) | 22 AUG 2017 |

Semifinal 1

Event No. 17

| Rank | Lane | Name | NUSF Code | R.T. | 50m | 100m | 150m | Time | Time Behind |
|------|------|----------------------|-----------|------|-----------|----------------------|----------------------|-------------------------|-------------|
| 1 | 4 | DORINOV Mikhail | RUS | 0.68 | (1) 29.52 | (1) 1:02.81 33.29 | (1) 1:36.97 34.16 | 2:10.31 33.34 | |
| 2 | 5 | OKUBO Rintaro | JPN | 0.62 | (2) 29.65 | (3) 1:03.40 33.75 | (2) 1:37.72 34.32 | 2:11.04 33.32 | 0.73 |
| 3 | 3 | KASER Yannick | SUI | 0.79 | (4) 30.19 | (2) 1:03.38 33.19 | (4) 1:38.04 34.66 | 2:12.30 34.26 | 1.99 |
| 4 | 6 | MORI Mamoru | JPN | 0.65 | (5) 30.23 | (5) 1:03.94 33.71 | (5) 1:38.11 34.17 | 2:12.38 34.27 | 2.07 |
| 5 | 7 | PILGER Maximilian | GER | 0.66 | (3) 29.78 | (4) 1:03.49 33.71 | (3) 1:37.99 34.50 | 2:12.67 34.68 | 2.36 |
| 6 | 2 | WALL Elijah Benjamin | CAN | 0.72 | (6) 30.42 | (6) 1:04.18 33.76 | (6) 1:38.78 34.60 | 2:13.29 34.51 | 2.98 |
| 7 | 1 | CASTILLO LUNA Mauro | MEX | 0.67 | (8) 31.14 | (8) 1:05.19 34.05 | (7) 1:39.67 34.48 | 2:14.87 35.20 | 4.56 |
| 8 | 8 | LEE Hsuan Yen | TPE | 0.73 | (7) 30.56 | (7) 1:04.85 34.29 | (8) 1:39.75 34.90 | 2:15.36 35.61 | 5.05 |

Semifinal 2

| Rank | Lane | Name | NUSF Code | R.T. | 50m | 100m | 150m | Time | Time Behind |
|------|------|--------------------------|-----------|------|-----------|----------------------|----------------------|-------------------------|-------------|
| 1 | 3 | GADIROV Rustam | RUS | 0.80 | (4) 29.82 | (3) 1:02.60 32.78 | (4) 1:36.67 34.07 | 2:09.87 33.20 | |
| 2 | 5 | BALANDIN Dmitriy | KAZ | 0.69 | (2) 29.63 | (2) 1:02.34 32.71 | (2) 1:36.38 34.04 | 2:10.51 34.13 | 0.64 |
| 2 | 6 | LICON William | USA | 0.70 | (5) 29.92 | (4) 1:02.73 32.81 | (3) 1:36.41 33.68 | 2:10.51 34.10 | 0.64 |
| 4 | 4 | WILSON Andrew Lawrence | USA | 0.67 | (1) 29.38 | (1) 1:02.17 32.79 | (1) 1:35.96 33.79 | 2:10.73 34.77 | 0.86 |
| 5 | 2 | QUINN Nicholas John | IRL | 0.71 | (3) 29.78 | (5) 1:03.17 33.39 | (5) 1:37.50 34.33 | 2:12.76 35.26 | 2.89 |
| 6 | 1 | MILLIGAN Alex Stewart Da | AUS | 0.70 | (6) 30.22 | (6) 1:03.99 33.77 | (6) 1:37.90 33.91 | 2:13.37 35.47 | 3.50 |
| 7 | 7 | BIZZARRI Flavio | ITA | 0.75 | (7) 30.45 | (7) 1:04.33 33.88 | (7) 1:39.20 34.87 | 2:14.17 34.97 | 4.30 |
| 8 | 8 | SCHRODER George Liam | NZL | 0.68 | (8) 30.85 | (8) 1:04.87 34.02 | (8) 1:39.52 34.65 | 2:14.42 34.90 | 4.55 |

Legend:

R.T. Reaction time UR Universiade Record WR World record



RESULTS SUMMARY

成績總表

| | Record | Name | NUSF Code | Location | Date |
|----|---------|------------------------|-----------|--------------------|-------------|
| WR | 2:06.67 | WATANABE IPPEI | JPN | TOKYO (JPN) | 28 JAN 2016 |
| UR | 2:08.37 | WILSON Andrew Lawrence | USA | Taoyuan City (TPE) | 22 AUG 2017 |

Semifinals

Event No. 17

| Rank | Heat | Lane | Name | NUSF Code | R.T. | 50m | 100m | 150m | Time | Time Behind |
|------|------|------|--------------------------|-----------|------|-----------|----------------------|----------------------|-------------------------|-------------|
| 1 | 2 | 3 | GADIROV Rustam | RUS | 0.80 | (4) 29.82 | (3) 1:02.60 32.78 | (4) 1:36.67 34.07 | 2:09.87 33.20 | Q |
| 2 | 1 | 4 | DORINOV Mikhail | RUS | 0.68 | (1) 29.52 | (1) 1:02.81 33.29 | (1) 1:36.97 34.16 | 2:10.31 33.34 | 0.44 Q |
| 3 | 2 | 5 | BALANDIN Dmitriy | KAZ | 0.69 | (2) 29.63 | (2) 1:02.34 32.71 | (2) 1:36.38 34.04 | 2:10.51 34.13 | 0.64 Q |
| 3 | 2 | 6 | LICON William | USA | 0.70 | (5) 29.92 | (4) 1:02.73 32.81 | (3) 1:36.41 33.68 | 2:10.51 34.10 | 0.64 Q |
| 5 | 2 | 4 | WILSON Andrew Lawrence | USA | 0.67 | (1) 29.38 | (1) 1:02.17 32.79 | (1) 1:35.96 33.79 | 2:10.73 34.77 | 0.86 Q |
| 6 | 1 | 5 | OKUBO Rintaro | JPN | 0.62 | (2) 29.65 | (3) 1:03.40 33.75 | (2) 1:37.72 34.32 | 2:11.04 33.32 | 1.17 Q |
| 7 | 1 | 3 | KASER Yannick | SUI | 0.79 | (4) 30.19 | (2) 1:03.38 33.19 | (4) 1:38.04 34.66 | 2:12.30 34.26 | 2.43 Q |
| 8 | 1 | 6 | MORI Mamoru | JPN | 0.65 | (5) 30.23 | (5) 1:03.94 33.71 | (5) 1:38.11 34.17 | 2:12.38 34.27 | 2.51 Q |
| 9 | 1 | 7 | PILGER Maximilian | GER | 0.66 | (3) 29.78 | (4) 1:03.49 33.71 | (3) 1:37.99 34.50 | 2:12.67 34.68 | 2.80 |
| 10 | 2 | 2 | QUINN Nicholas John | IRL | 0.71 | (3) 29.78 | (5) 1:03.17 33.39 | (5) 1:37.50 34.33 | 2:12.76 35.26 | 2.89 |
| 11 | 1 | 2 | WALL Elijah Benjamin | CAN | 0.72 | (6) 30.42 | (6) 1:04.18 33.76 | (6) 1:38.78 34.60 | 2:13.29 34.51 | 3.42 |
| 12 | 2 | 1 | MILLIGAN Alex Stewart Da | AUS | 0.70 | (6) 30.22 | (6) 1:03.99 33.77 | (6) 1:37.90 33.91 | 2:13.37 35.47 | 3.50 |
| 13 | 2 | 7 | BIZZARRI Flavio | ITA | 0.75 | (7) 30.45 | (7) 1:04.33 33.88 | (7) 1:39.20 34.87 | 2:14.17 34.97 | 4.30 |
| 14 | 2 | 8 | SCHRODER George Liam | NZL | 0.68 | (8) 30.85 | (8) 1:04.87 34.02 | (8) 1:39.52 34.65 | 2:14.42 34.90 | 4.55 |
| 15 | 1 | 1 | CASTILLO LUNA Mauro | MEX | 0.67 | (8) 31.14 | (8) 1:05.19 34.05 | (7) 1:39.67 34.48 | 2:14.87 35.20 | 5.00 |
| 16 | 1 | 8 | LEE Hsuan Yen | TPE | 0.73 | (7) 30.56 | (7) 1:04.85 34.29 | (8) 1:39.75 34.90 | 2:15.36 35.61 | 5.49 |

| | | | | | | | |
|---------|------------------|------|---------------|----|--------------------|----|--------------|
| Legend: | Classified Final | R.T. | Reaction time | UR | Universiade Record | WR | World record |
|---------|------------------|------|---------------|----|--------------------|----|--------------|




RESULT BOOK

29TH Summer Universiade Taipei 2017



Swimming

Men's 200m Butterfly





MEDALLISTS

獎牌得主

| Medal | Name | NUSF |
|--------|--------------|---------------|
| GOLD | HOROMURA Nao | JPN - Japan |
| SILVER | SETO Daiya | JPN - Japan |
| BRONZE | BICZO Bence | HUN - Hungary |



START LIST

出場名單

| | Record | Name | NUSF Code | Location | Date |
|----|---------|--------------------|-----------|----------------|-------------|
| WR | 1:51.51 | PHELPS MICHAEL | USA | ROME (ITA) | 29 JUL 2009 |
| UR | 1:54.30 | KORZENIOWSKI PAWEL | POL | BELGRADE (SRB) | 08 JUL 2009 |

Final

Event No. 15

| Lane | Name | NUSF Code | Date of Birth | Qualifying Time | Time | Rank |
|------|------------------------|-----------|---------------|-----------------|------|------|
| 1 | KUDASHEV Aleksandr | RUS | 05 DEC 1995 | 1:57.37 | | |
| 2 | GOMES DE DEUS Leonardo | BRA | 18 JAN 1991 | 1:57.10 | | |
| 3 | HOROMURA Nao | JPN | 31 JAN 1999 | 1:56.61 | | |
| 4 | SETO Daiya | JPN | 24 MAY 1994 | 1:56.14 | | |
| 5 | BICZO Bence | HUN | 19 JAN 1993 | 1:56.32 | | |
| 6 | PRIBYTOK Aleksandr | RUS | 10 FEB 1996 | 1:56.73 | | |
| 7 | WRIGHT Justin Conner | USA | 03 JUN 1996 | 1:57.27 | | |
| 8 | CARINI Giacomo | ITA | 20 JUL 1997 | 1:58.00 | | |

Reserves

| Name | NUSF Code | Date of Birth | Qualifying Time | Time | Rank |
|-----------------------|-----------|---------------|-----------------|------|------|
| HARTING Zachary Scott | USA | 27 AUG 1997 | 1:58.04 | | |
| KUNERT Alexander Rolf | GER | 31 JAN 1996 | 1:58.11 | | |

Note:

Consult competition schedule in INFO for heat start times

Legend:

UR Universiade Record WR World record



START LIST

出場名單

| | Record | Name | NUSF Code | Location | Date |
|----|---------|--------------------|-----------|----------------|-------------|
| WR | 1:51.51 | PHELPS MICHAEL | USA | ROME (ITA) | 29 JUL 2009 |
| UR | 1:54.30 | KORZENIOWSKI PAWEL | POL | BELGRADE (SRB) | 08 JUL 2009 |

Heat 1 of 6

Event No. 15

| Lane | Name | NUSF Code | Date of Birth | Qualifying Time | Time | Rank |
|------|-----------------------------|-----------|---------------|-----------------|------|------|
| 3 | SACCO LLANO Conrado Alessan | PAR | 04 JAN 1996 | 2:33.31 | | |
| 4 | PAAVO Sander | EST | 27 AUG 1998 | 2:11.44 | | |
| 5 | LEE Zheng Kai | SGP | 01 OCT 1995 | 2:16.63 | | |

Heat 2 of 6

| Lane | Name | NUSF Code | Date of Birth | Qualifying Time | Time | Rank |
|------|-----------------------|-----------|---------------|-----------------|------|------|
| 2 | MU Xingxu | CHN | 03 FEB 1996 | 2:06.13 | | |
| 3 | GOLD Joshua Maurice | EST | 28 OCT 1996 | 2:05.41 | | |
| 4 | NG Chun Nam Derick | HKG | 18 MAY 1994 | 2:04.50 | | |
| 5 | HO Tin Long | HKG | 24 APR 1997 | 2:04.86 | | |
| 6 | PIIROINEN Eetu Mikael | FIN | 03 OCT 1995 | 2:06.00 | | |
| 7 | ASSI Sherif | LBN | 03 MAY 1997 | 2:11.03 | | |

Heat 3 of 6

| Lane | Name | NUSF Code | Date of Birth | Qualifying Time | Time | Rank |
|------|---------------------------|-----------|---------------|-----------------|------|------|
| 1 | WRATSANGKA Adityastha Rai | INA | 25 NOV 1997 | 2:04.22 | | |
| 2 | DEFERRARI Nicolas | ARG | 16 APR 1998 | 2:01.28 | | |
| 3 | TSAI Yi Lin | TPE | 23 JAN 1997 | 2:00.88 | | |
| 4 | BROWN Devon Myles Wil | RSA | 21 MAY 1992 | 1:59.77 | | |
| 5 | CHOU Wei Liang | TPE | 25 NOV 1996 | 2:00.15 | | |
| 6 | RUVALCABA CRUZ Hector | MEX | 26 JUN 1997 | 2:00.90 | | |
| 7 | BASSON Alard Dominic | RSA | 16 FEB 1996 | 2:03.32 | | |
| 8 | HAMGARI Muhammad | INA | 11 JUL 1996 | 2:04.28 | | |

Heat 4 of 6

| Lane | Name | NUSF Code | Date of Birth | Qualifying Time | Time | Rank |
|------|-----------------------|-----------|---------------|-----------------|------|------|
| 1 | GUNNING Michael | JAM | 29 APR 1994 | 1:58.55 | | |
| 2 | LEMAIRE Paul | FRA | 24 JUL 1991 | 1:58.05 | | |
| 3 | KUNERT Alexander Rolf | GER | 31 JAN 1996 | 1:57.05 | | |
| 4 | HOROMURA Nao | JPN | 31 JAN 1999 | 1:55.37 | | |
| 5 | BICZO Bence | HUN | 19 JAN 1993 | 1:56.22 | | |
| 6 | MINUTH Fynn | GER | 26 NOV 1997 | 1:57.34 | | |
| 7 | HAVRANEK Tomas | CZE | 13 JUN 1994 | 1:58.27 | | |
| 8 | RAMIREZ JUAREZ Ramiro | MEX | 26 AUG 1990 | 1:59.76 | | |



START LIST

出場名單

| | Record | Name | NUSF Code | Location | Date |
|----|---------|--------------------|-----------|----------------|-------------|
| WR | 1:51.51 | PHELPS MICHAEL | USA | ROME (ITA) | 29 JUL 2009 |
| UR | 1:54.30 | KORZENIOWSKI PAWEL | POL | BELGRADE (SRB) | 08 JUL 2009 |

Heat 5 of 6

| Lane | Name | NUSF Code | Date of Birth | Qualifying Time | Time | Rank |
|------|------------------------|-----------|---------------|-----------------|------|------|
| 1 | BJOERK Jesper Lars | SWE | 05 DEC 1993 | 1:58.49 | | |
| 2 | POPRAWA Michal Adam | POL | 02 NOV 1994 | 1:58.03 | | |
| 3 | HARTING Zachary Scott | USA | 27 AUG 1997 | 1:56.65 | | |
| 4 | GOMES DE DEUS Leonardo | BRA | 18 JAN 1991 | 1:54.91 | | |
| 5 | WRIGHT Justin Conner | USA | 03 JUN 1996 | 1:56.11 | | |
| 6 | KUDASHEV Aleksandr | RUS | 05 DEC 1995 | 1:57.21 | | |
| 7 | MOREIRA LANZA Vinicius | BRA | 22 MAR 1997 | 1:58.08 | | |
| 8 | ARIAS GONZALEZ David | COL | 23 AUG 1995 | 1:59.76 | | |

Heat 6 of 6

| Lane | Name | NUSF Code | Date of Birth | Qualifying Time | Time | Rank |
|------|-----------------------|-----------|---------------|-----------------|------|------|
| 1 | BROWN Nicholas Morris | AUS | 08 MAR 1996 | 1:58.43 | | |
| 2 | BRODIE Cameron Blair | GBR | 03 SEP 1992 | 1:57.46 | | |
| 3 | DIMITRIADIS Stefanos | GRE | 08 SEP 1989 | 1:56.23 | | |
| 4 | SETO Daiya | JPN | 24 MAY 1994 | 1:54.28 | | |
| 5 | CARINI Giacomo | ITA | 20 JUL 1997 | 1:55.40 | | |
| 6 | PRIBYTOK Aleksandr | RUS | 10 FEB 1996 | 1:57.16 | | |
| 7 | HYLAND Brendan | IRL | 23 SEP 1994 | 1:58.08 | | |
| 8 | LEE Tae Gu | KOR | 27 JUL 1998 | 1:58.97 | | |

Note:

Consult competition schedule in INFO for heat start times

Legend:

UR Universiade Record WR World record



RESULTS

比賽成績

| | Record | Name | NUSF Code | Location | Date |
|----|---------|--------------------|-----------|----------------|-------------|
| WR | 1:51.51 | PHELPS MICHAEL | USA | ROME (ITA) | 29 JUL 2009 |
| UR | 1:54.30 | KORZENIOWSKI PAWEL | POL | BELGRADE (SRB) | 08 JUL 2009 |

Heat 1 of 6

Event No. 15

| Rank | Lane | Name | NUSF Code | R.T. | 50m | 100m | 150m | Time | Time Behind |
|------|------|---------------|-----------|------|-----------|----------------------|----------------------|-------------------------|-------------|
| 1 | 4 | PAAVO Sander | EST | 0.66 | (1) 28.33 | (1) 1:01.66 33.33 | (1) 1:37.69 36.03 | 2:14.69 37.00 | |
| 2 | 5 | LEE Zheng Kai | SGP | 0.77 | (2) 29.79 | (2) 1:04.03 34.24 | (2) 1:40.73 36.70 | 2:19.45 38.72 | 4.76 |
| | 3 | SACCO LLANO C | PAR | | | | | DNS | |

Heat 2 of 6

| Rank | Lane | Name | NUSF Code | R.T. | 50m | 100m | 150m | Time | Time Behind |
|------|------|-----------------------|-----------|------|-----------|----------------------|----------------------|-------------------------|-------------|
| 1 | 3 | GOLD Joshua Maurice | EST | 0.74 | (2) 27.47 | (1) 58.86 31.39 | (1) 1:30.56 31.70 | 2:04.10 33.54 | |
| 2 | 5 | HO Tin Long | HKG | 0.68 | (4) 27.83 | (3) 59.92 32.09 | (2) 1:32.41 32.49 | 2:08.27 35.86 | 4.17 |
| 3 | 6 | PIIROINEN Eetu Mikael | FIN | 0.74 | (5) 28.99 | (4) 1:01.40 32.41 | (4) 1:34.88 33.48 | 2:08.57 33.69 | 4.47 |
| 4 | 2 | MU Xingxu | CHN | 0.66 | (3) 27.49 | (5) 1:01.44 33.95 | (5) 1:35.95 34.51 | 2:08.66 32.71 | 4.56 |
| 5 | 4 | NG Chun Nam Derick | HKG | 0.67 | (1) 27.28 | (2) 59.65 32.37 | (3) 1:34.11 34.46 | 2:10.54 36.43 | 6.44 |
| 6 | 7 | ASSI Sherif | LBN | 0.73 | (6) 29.69 | (6) 1:03.87 34.18 | (6) 1:38.85 34.98 | 2:14.47 35.62 | 10.37 |

Heat 3 of 6

| Rank | Lane | Name | NUSF Code | R.T. | 50m | 100m | 150m | Time | Time Behind |
|------|------|---------------------------|-----------|------|-----------|--------------------|----------------------|-------------------------|-------------|
| 1 | 2 | DEFERRARI Nicolas | ARG | 0.66 | (1) 26.84 | (1) 57.04 30.20 | (1) 1:28.59 31.55 | 2:01.27 32.68 | |
| 2 | 3 | TSAI Yi Lin | TPE | 0.71 | (4) 27.22 | (3) 58.36 31.14 | (4) 1:30.70 32.34 | 2:03.07 32.37 | 1.80 |
| 3 | 6 | RUVALCABA CRUZ Hector | MEX | 0.69 | (2) 27.07 | (2) 57.78 30.71 | (2) 1:29.76 31.98 | 2:03.09 33.33 | 1.82 |
| 4 | 5 | CHOU Wei Liang | TPE | 0.65 | (5) 27.65 | (5) 58.97 31.32 | (6) 1:31.49 32.52 | 2:03.49 32.00 | 2.22 |
| 5 | 7 | BASSON Alard Dominic | RSA | 0.68 | (3) 27.17 | (4) 58.76 31.59 | (3) 1:30.61 31.85 | 2:04.75 34.14 | 3.48 |
| 6 | 1 | WRATSANGKA Adityastha Rai | INA | 0.67 | (7) 28.14 | (6) 59.49 31.35 | (5) 1:30.92 31.43 | 2:05.06 34.14 | 3.79 |
| 7 | 8 | HAMGARI Muhammad | INA | 0.65 | (6) 27.76 | (7) 59.99 32.23 | (7) 1:32.52 32.53 | 2:07.79 35.27 | 6.52 |
| | 4 | BROWN Devon Myles Wil | RSA | | | | | DNS | |



RESULTS

比賽成績

| | Record | Name | NUSF Code | Location | Date |
|----|---------|--------------------|-----------|----------------|-------------|
| WR | 1:51.51 | PHELPS MICHAEL | USA | ROME (ITA) | 29 JUL 2009 |
| UR | 1:54.30 | KORZENIOWSKI PAWEL | POL | BELGRADE (SRB) | 08 JUL 2009 |

Heat 4 of 6

| Rank | Lane | Name | NUSF Code | R.T. | 50m | 100m | 150m | Time | Time Behind |
|------|------|-----------------------|-----------|------|-----------|--------------------|----------------------|-------------------------|-------------|
| 1 | 5 | BICZO Bence | HUN | 0.66 | (3) 26.68 | (2) 56.48 29.80 | (2) 1:26.67 30.19 | 1:57.53 30.86 | |
| 2 | 4 | HOROMURA Nao | JPN | 0.66 | (1) 25.65 | (1) 55.13 29.48 | (1) 1:26.36 31.23 | 1:58.02 31.66 | 0.49 |
| 3 | 3 | KUNERT Alexander Rolf | GER | 0.70 | (2) 26.54 | (3) 56.70 30.16 | (4) 1:27.70 31.00 | 1:58.91 31.21 | 1.38 |
| 4 | 6 | MINUTH Fynn | GER | 0.71 | (6) 26.99 | (4) 56.81 29.82 | (3) 1:27.65 30.84 | 1:59.25 31.60 | 1.72 |
| 5 | 8 | RAMIREZ JUAREZ Ramiro | MEX | 0.72 | (5) 26.74 | (7) 57.87 31.13 | (6) 1:29.19 31.32 | 2:00.56 31.37 | 3.03 |
| 6 | 7 | HAVRANEK Tomas | CZE | 0.79 | (8) 27.18 | (5) 57.52 30.34 | (5) 1:28.66 31.14 | 2:00.74 32.08 | 3.21 |
| 7 | 2 | LEMAIRE Paul | FRA | 0.65 | (3) 26.68 | (6) 57.76 31.08 | (7) 1:29.84 32.08 | 2:03.07 33.23 | 5.54 |
| 8 | 1 | GUNNING Michael | JAM | 0.69 | (7) 27.14 | (8) 58.52 31.38 | (8) 1:30.44 31.92 | 2:03.43 32.99 | 5.90 |

Heat 5 of 6

| Rank | Lane | Name | NUSF Code | R.T. | 50m | 100m | 150m | Time | Time Behind |
|------|------|------------------------|-----------|------|-----------|--------------------|----------------------|-------------------------|-------------|
| 1 | 6 | KUDASHEV Aleksandr | RUS | 0.73 | (2) 26.00 | (1) 55.82 29.82 | (1) 1:26.72 30.90 | 1:57.91 31.19 | |
| 2 | 3 | HARTING Zachary Scott | USA | 0.69 | (5) 26.49 | (3) 56.38 29.89 | (2) 1:26.93 30.55 | 1:57.92 30.99 | 0.01 |
| 3 | 5 | WRIGHT Justin Conner | USA | 0.62 | (8) 27.50 | (7) 57.59 30.09 | (4) 1:27.83 30.24 | 1:58.75 30.92 | 0.84 |
| 4 | 4 | GOMES DE DEUS Leonardo | BRA | 0.68 | (6) 26.99 | (6) 57.06 30.07 | (7) 1:29.02 31.96 | 1:58.94 29.92 | 1.03 |
| 5 | 2 | POPRAWA Michal Adam | POL | 0.71 | (4) 26.45 | (4) 56.81 30.36 | (5) 1:28.10 31.29 | 1:59.40 31.30 | 1.49 |
| 6 | 7 | MOREIRA LANZA Vinicius | BRA | 0.71 | (1) 25.92 | (2) 55.87 29.95 | (3) 1:27.57 31.70 | 1:59.71 32.14 | 1.80 |
| 7 | 1 | BJOERK Jesper Lars | SWE | 0.67 | (3) 26.29 | (5) 56.83 30.54 | (6) 1:28.46 31.63 | 2:01.78 33.32 | 3.87 |
| 8 | 8 | ARIAS GONZALEZ David | COL | 0.71 | (7) 27.49 | (8) 59.03 31.54 | (8) 1:31.10 32.07 | 2:03.66 32.56 | 5.75 |



RESULTS

比賽成績

| | Record | Name | NUSF Code | Location | Date |
|----|---------|--------------------|-----------|----------------|-------------|
| WR | 1:51.51 | PHELPS MICHAEL | USA | ROME (ITA) | 29 JUL 2009 |
| UR | 1:54.30 | KORZENIOWSKI PAWEL | POL | BELGRADE (SRB) | 08 JUL 2009 |

Heat 6 of 6

| Rank | Lane | Name | NUSF Code | R.T. | 50m | 100m | 150m | Time | Time Behind |
|------|------|-----------------------|-----------|------|-----------|--------------------|----------------------|-------------------------|-------------|
| 1 | 4 | SETO Daiya | JPN | 0.63 | (1) 25.85 | (1) 56.21 30.36 | (1) 1:27.45 31.24 | 1:58.08 30.63 | |
| 2 | 8 | LEE Tae Gu | KOR | 0.72 | (4) 26.72 | (4) 57.03 30.31 | (4) 1:28.10 31.07 | 1:59.27 31.17 | 1.19 |
| 3 | 7 | HYLAND Brendan | IRL | 0.73 | (7) 26.99 | (5) 57.06 30.07 | (5) 1:28.19 31.13 | 1:59.37 31.18 | 1.29 |
| 4 | 5 | CARINI Giacomo | ITA | 0.65 | (2) 26.06 | (3) 56.40 30.34 | (3) 1:27.98 31.58 | 1:59.49 31.51 | 1.41 |
| 5 | 6 | PRIBYTOK Aleksandr | RUS | 0.72 | (3) 26.12 | (2) 56.30 30.18 | (2) 1:27.59 31.29 | 2:00.16 32.57 | 2.08 |
| 6 | 1 | BROWN Nicholas Morris | AUS | 0.74 | (8) 27.08 | (8) 57.55 30.47 | (6) 1:28.67 31.12 | 2:00.39 31.72 | 2.31 |
| 7 | 3 | DIMITRIADIS Stefanos | GRE | 0.77 | (6) 26.89 | (6) 57.29 30.40 | (7) 1:28.70 31.41 | 2:00.47 31.77 | 2.39 |
| 8 | 2 | BRODIE Cameron Blair | GBR | 0.69 | (5) 26.73 | (7) 57.37 30.64 | (8) 1:29.14 31.77 | 2:00.71 31.57 | 2.63 |

| | | | | | | | | |
|----------------|-----|---------------|------|---------------|----|--------------------|----|--------------|
| Legend: | DNS | Did not start | R.T. | Reaction time | UR | Universiade Record | WR | World record |
|----------------|-----|---------------|------|---------------|----|--------------------|----|--------------|



RESULTS SUMMARY

成績總表

| | Record | Name | NUSF Code | Location | Date |
|----|---------|--------------------|-----------|----------------|-------------|
| WR | 1:51.51 | PHELPS MICHAEL | USA | ROME (ITA) | 29 JUL 2009 |
| UR | 1:54.30 | KORZENIOWSKI PAWEL | POL | BELGRADE (SRB) | 08 JUL 2009 |

| Heats | | | | | | | | | | Event No. 15 |
|-------|------|------|------------------------|-----------|------|-----------|--------------------|----------------------|-------------------------|--------------|
| Rank | Heat | Lane | Name | NUSF Code | R.T. | 50m | 100m | 150m | Time | Time Behind |
| 1 | 4 | 5 | BICZO Bence | HUN | 0.66 | (3) 26.68 | (2) 56.48 29.80 | (2) 1:26.67 30.19 | 1:57.53 30.86 | Q |
| 2 | 5 | 6 | KUDASHEV Aleksandr | RUS | 0.73 | (2) 26.00 | (1) 55.82 29.82 | (1) 1:26.72 30.90 | 1:57.91 31.19 | 0.38 Q |
| 3 | 5 | 3 | HARTING Zachary Scott | USA | 0.69 | (5) 26.49 | (3) 56.38 29.89 | (2) 1:26.93 30.55 | 1:57.92 30.99 | 0.39 Q |
| 4 | 4 | 4 | HOROMURA Nao | JPN | 0.66 | (1) 25.65 | (1) 55.13 29.48 | (1) 1:26.36 31.23 | 1:58.02 31.66 | 0.49 Q |
| 5 | 6 | 4 | SETO Daiya | JPN | 0.63 | (1) 25.85 | (1) 56.21 30.36 | (1) 1:27.45 31.24 | 1:58.08 30.63 | 0.55 Q |
| 6 | 5 | 5 | WRIGHT Justin Conner | USA | 0.62 | (8) 27.50 | (7) 57.59 30.09 | (4) 1:27.83 30.24 | 1:58.75 30.92 | 1.22 Q |
| 7 | 4 | 3 | KUNERT Alexander Rolf | GER | 0.70 | (2) 26.54 | (3) 56.70 30.16 | (4) 1:27.70 31.00 | 1:58.91 31.21 | 1.38 Q |
| 8 | 5 | 4 | GOMES DE DEUS Leonardo | BRA | 0.68 | (6) 26.99 | (6) 57.06 30.07 | (7) 1:29.02 31.96 | 1:58.94 29.92 | 1.41 Q |
| 9 | 4 | 6 | MINUTH Fynn | GER | 0.71 | (6) 26.99 | (4) 56.81 29.82 | (3) 1:27.65 30.84 | 1:59.25 31.60 | 1.72 Q |
| 10 | 6 | 8 | LEE Tae Gu | KOR | 0.72 | (4) 26.72 | (4) 57.03 30.31 | (4) 1:28.10 31.07 | 1:59.27 31.17 | 1.74 Q |
| 11 | 6 | 7 | HYLAND Brendan | IRL | 0.73 | (7) 26.99 | (5) 57.06 30.07 | (5) 1:28.19 31.13 | 1:59.37 31.18 | 1.84 Q |
| 12 | 5 | 2 | POPRAWA Michal Adam | POL | 0.71 | (4) 26.45 | (4) 56.81 30.36 | (5) 1:28.10 31.29 | 1:59.40 31.30 | 1.87 Q |
| 13 | 6 | 5 | CARINI Giacomo | ITA | 0.65 | (2) 26.06 | (3) 56.40 30.34 | (3) 1:27.98 31.58 | 1:59.49 31.51 | 1.96 Q |
| 14 | 5 | 7 | MOREIRA LANZA Vinicius | BRA | 0.71 | (1) 25.92 | (2) 55.87 29.95 | (3) 1:27.57 31.70 | 1:59.71 32.14 | 2.18 Q |
| 15 | 6 | 6 | PRIBYTOK Aleksandr | RUS | 0.72 | (3) 26.12 | (2) 56.30 30.18 | (2) 1:27.59 31.29 | 2:00.16 32.57 | 2.63 Q |
| 16 | 6 | 1 | BROWN Nicholas Morris | AUS | 0.74 | (8) 27.08 | (8) 57.55 30.47 | (6) 1:28.67 31.12 | 2:00.39 31.72 | 2.86 Q |
| 17 | 6 | 3 | DIMITRIADIS Stefanos | GRE | 0.77 | (6) 26.89 | (6) 57.29 30.40 | (7) 1:28.70 31.41 | 2:00.47 31.77 | 2.94 |
| 18 | 4 | 8 | RAMIREZ JUAREZ Ramiro | MEX | 0.72 | (5) 26.74 | (7) 57.87 31.13 | (6) 1:29.19 31.32 | 2:00.56 31.37 | 3.03 |
| 19 | 6 | 2 | BRODIE Cameron Blair | GBR | 0.69 | (5) 26.73 | (7) 57.37 30.64 | (8) 1:29.14 31.77 | 2:00.71 31.57 | 3.18 |
| 20 | 4 | 7 | HAVRANEK Tomas | CZE | 0.79 | (8) 27.18 | (5) 57.52 30.34 | (5) 1:28.66 31.14 | 2:00.74 32.08 | 3.21 |
| 21 | 3 | 2 | DEFERRARI Nicolas | ARG | 0.66 | (1) 26.84 | (1) 57.04 30.20 | (1) 1:28.59 31.55 | 2:01.27 32.68 | 3.74 |
| 22 | 5 | 1 | BJOERK Jesper Lars | SWE | 0.67 | (3) 26.29 | (5) 56.83 30.54 | (6) 1:28.46 31.63 | 2:01.78 33.32 | 4.25 |
| 23 | 3 | 3 | TSAI Yi Lin | TPE | 0.71 | (4) 27.22 | (3) 58.36 31.14 | (4) 1:30.70 32.34 | 2:03.07 32.37 | 5.54 |
| 23 | 4 | 2 | LEMAIRE Paul | FRA | 0.65 | (3) 26.68 | (6) 57.76 31.08 | (7) 1:29.84 32.08 | 2:03.07 33.23 | 5.54 |
| 25 | 3 | 6 | RUVALCABA CRUZ Hector | MEX | 0.69 | (2) 27.07 | (2) 57.78 30.71 | (2) 1:29.76 31.98 | 2:03.09 33.33 | 5.56 |



RESULTS SUMMARY

成績總表

| | Record | Name | NUSF Code | Location | Date |
|----|---------|--------------------|-----------|----------------|-------------|
| WR | 1:51.51 | PHELPS MICHAEL | USA | ROME (ITA) | 29 JUL 2009 |
| UR | 1:54.30 | KORZENIOWSKI PAWEL | POL | BELGRADE (SRB) | 08 JUL 2009 |

Heats

| Rank | Heat | Lane | Name | NUSF Code | R.T. | 50m | 100m | 150m | Time | Time Behind |
|------|------|------|---------------------------|-----------|------|-----------|----------------------|----------------------|-------------------------|-------------|
| 26 | 4 | 1 | GUNNING Michael | JAM | 0.69 | (7) 27.14 | (8) 58.52 31.38 | (8) 1:30.44 31.92 | 2:03.43 32.99 | 5.90 |
| 27 | 3 | 5 | CHOU Wei Liang | TPE | 0.65 | (5) 27.65 | (5) 58.97 31.32 | (6) 1:31.49 32.52 | 2:03.49 32.00 | 5.96 |
| 28 | 5 | 8 | ARIAS GONZALEZ David | COL | 0.71 | (7) 27.49 | (8) 59.03 31.54 | (8) 1:31.10 32.07 | 2:03.66 32.56 | 6.13 |
| 29 | 2 | 3 | GOLD Joshua Maurice | EST | 0.74 | (2) 27.47 | (1) 58.86 31.39 | (1) 1:30.56 31.70 | 2:04.10 33.54 | 6.57 |
| 30 | 3 | 7 | BASSON Alard Dominic | RSA | 0.68 | (3) 27.17 | (4) 58.76 31.59 | (3) 1:30.61 31.85 | 2:04.75 34.14 | 7.22 |
| 31 | 3 | 1 | WRATSANGKA Adityastha Rai | INA | 0.67 | (7) 28.14 | (6) 59.49 31.35 | (5) 1:30.92 31.43 | 2:05.06 34.14 | 7.53 |
| 32 | 3 | 8 | HAMGARI Muhammad | INA | 0.65 | (6) 27.76 | (7) 59.99 32.23 | (7) 1:32.52 32.53 | 2:07.79 35.27 | 10.26 |
| 33 | 2 | 5 | HO Tin Long | HKG | 0.68 | (4) 27.83 | (3) 59.92 32.09 | (2) 1:32.41 32.49 | 2:08.27 35.86 | 10.74 |
| 34 | 2 | 6 | PIIROINEN Eetu Mikael | FIN | 0.74 | (5) 28.99 | (4) 1:01.40 32.41 | (4) 1:34.88 33.48 | 2:08.57 33.69 | 11.04 |
| 35 | 2 | 2 | MU Xingxu | CHN | 0.66 | (3) 27.49 | (5) 1:01.44 33.95 | (5) 1:35.95 34.51 | 2:08.66 32.71 | 11.13 |
| 36 | 2 | 4 | NG Chun Nam Derick | HKG | 0.67 | (1) 27.28 | (2) 59.65 32.37 | (3) 1:34.11 34.46 | 2:10.54 36.43 | 13.01 |
| 37 | 2 | 7 | ASSI Sherif | LBN | 0.73 | (6) 29.69 | (6) 1:03.87 34.18 | (6) 1:38.85 34.98 | 2:14.47 35.62 | 16.94 |
| 38 | 1 | 4 | PAAVO Sander | EST | 0.66 | (1) 28.33 | (1) 1:01.66 33.33 | (1) 1:37.69 36.03 | 2:14.69 37.00 | 17.16 |
| 39 | 1 | 5 | LEE Zheng Kai | SGP | 0.77 | (2) 29.79 | (2) 1:04.03 34.24 | (2) 1:40.73 36.70 | 2:19.45 38.72 | 21.92 |
| | 1 | 3 | SACCO LLANO C | PAR | | | | | DNS | |
| | 3 | 4 | BROWN Devon Myles Wil | RSA | | | | | DNS | |

Legend:

Q Classified Final R.T. Reaction time UR Universiade Record WR World record



START LIST

出場名單

| | Record | Name | NUSF Code | Location | Date |
|----|---------|--------------------|-----------|----------------|-------------|
| WR | 1:51.51 | PHELPS MICHAEL | USA | ROME (ITA) | 29 JUL 2009 |
| UR | 1:54.30 | KORZENIOWSKI PAWEL | POL | BELGRADE (SRB) | 08 JUL 2009 |

Semifinal 1 of 2

Event No. 15

| Lane | Name | NUSF Code | Date of Birth | Qualifying Time | Time | Rank |
|------|------------------------|-----------|---------------|-----------------|------|------|
| 1 | PRIBYTOK Aleksandr | RUS | 10 FEB 1996 | 2:00.16 | | |
| 2 | LEE Tae Gu | KOR | 27 JUL 1998 | 1:59.27 | | |
| 3 | WRIGHT Justin Conner | USA | 03 JUN 1996 | 1:58.75 | | |
| 4 | KUDASHEV Aleksandr | RUS | 05 DEC 1995 | 1:57.91 | | |
| 5 | HOROMURA Nao | JPN | 31 JAN 1999 | 1:58.02 | | |
| 6 | GOMES DE DEUS Leonardo | BRA | 18 JAN 1991 | 1:58.94 | | |
| 7 | CARINI Giacomo | ITA | 20 JUL 1997 | 1:59.49 | | |
| 8 | DIMITRIADIS Stefanos | GRE | 08 SEP 1989 | 2:00.47 | | |

Semifinal 2 of 2

| Lane | Name | NUSF Code | Date of Birth | Qualifying Time | Time | Rank |
|------|------------------------|-----------|---------------|-----------------|------|------|
| 1 | MOREIRA LANZA Vinicius | BRA | 22 MAR 1997 | 1:59.71 | | |
| 2 | MINUTH Fynn | GER | 26 NOV 1997 | 1:59.25 | | |
| 3 | SETO Daiya | JPN | 24 MAY 1994 | 1:58.08 | | |
| 4 | BICZO Bence | HUN | 19 JAN 1993 | 1:57.53 | | |
| 5 | HARTING Zachary Scott | USA | 27 AUG 1997 | 1:57.92 | | |
| 6 | KUNERT Alexander Rolf | GER | 31 JAN 1996 | 1:58.91 | | |
| 7 | HYLAND Brendan | IRL | 23 SEP 1994 | 1:59.37 | | |
| 8 | BROWN Nicholas Morris | AUS | 08 MAR 1996 | 2:00.39 | | |

Reserves

| Name | NUSF Code | Date of Birth | Qualifying Time | Time | Rank |
|-----------------------|-----------|---------------|-----------------|------|------|
| RAMIREZ JUAREZ Ramiro | MEX | 26 AUG 1990 | 2:00.56 | | |
| BRODIE Cameron Blair | GBR | 03 SEP 1992 | 2:00.71 | | |

Note:
Consult competition schedule in INFO for heat start times

Legend:
UR Universiade Record WR World record



RESULTS

比賽成績

| | Record | Name | NUSF Code | Location | Date |
|----|---------|--------------------|-----------|----------------|-------------|
| WR | 1:51.51 | PHELPS MICHAEL | USA | ROME (ITA) | 29 JUL 2009 |
| UR | 1:54.30 | KORZENIOWSKI PAWEL | POL | BELGRADE (SRB) | 08 JUL 2009 |

Semifinal 1

Event No. 15

| Rank | Lane | Name | NUSF Code | R.T. | 50m | 100m | 150m | Time | Time Behind |
|------|------|------------------------|-----------|------|-----------|--------------------|----------------------|-------------------------|-------------|
| 1 | 5 | HOROMURA Nao | JPN | 0.63 | (1) 25.66 | (1) 55.05 29.39 | (1) 1:25.28 30.23 | 1:56.61 31.33 | |
| 2 | 1 | PRIBYTOK Aleksandr | RUS | 0.65 | (2) 26.04 | (4) 56.08 30.04 | (2) 1:25.75 29.67 | 1:56.73 30.98 | 0.12 |
| 3 | 6 | GOMES DE DEUS Leonardo | BRA | 0.67 | (5) 26.57 | (5) 56.40 29.83 | (3) 1:26.64 30.24 | 1:57.10 30.46 | 0.49 |
| 4 | 3 | WRIGHT Justin Conner | USA | 0.58 | (8) 26.95 | (6) 56.99 30.04 | (6) 1:27.27 30.28 | 1:57.27 30.00 | 0.66 |
| 5 | 4 | KUDASHEV Aleksandr | RUS | 0.72 | (4) 26.23 | (3) 56.07 29.84 | (4) 1:26.68 30.61 | 1:57.37 30.69 | 0.76 |
| 6 | 7 | CARINI Giacomo | ITA | 0.65 | (3) 26.18 | (2) 55.93 29.75 | (5) 1:26.71 30.78 | 1:58.00 31.29 | 1.39 |
| 7 | 8 | DIMITRIADIS Stefanos | GRE | 0.79 | (7) 26.86 | (7) 57.04 30.18 | (7) 1:27.98 30.94 | 1:58.55 30.57 | 1.94 |
| 8 | 2 | LEE Tae Gu | KOR | 0.72 | (6) 26.66 | (8) 57.47 30.81 | (8) 1:28.39 30.92 | 2:00.60 32.21 | 3.99 |

Semifinal 2

| Rank | Lane | Name | NUSF Code | R.T. | 50m | 100m | 150m | Time | Time Behind |
|------|------|------------------------|-----------|------|-----------|--------------------|----------------------|-------------------------|-------------|
| 1 | 3 | SETO Daiya | JPN | 0.59 | (1) 25.68 | (2) 55.64 29.96 | (2) 1:26.25 30.61 | 1:56.14 29.89 | |
| 2 | 4 | BICZO Bence | HUN | 0.64 | (2) 25.93 | (1) 55.32 29.39 | (1) 1:25.84 30.52 | 1:56.32 30.48 | 0.18 |
| 3 | 5 | HARTING Zachary Scott | USA | 0.68 | (5) 26.43 | (3) 56.19 29.76 | (3) 1:26.38 30.19 | 1:58.04 31.66 | 1.90 |
| 4 | 6 | KUNERT Alexander Rolf | GER | 0.66 | (4) 26.25 | (6) 56.87 30.62 | (5) 1:27.87 31.00 | 1:58.11 30.24 | 1.97 |
| 5 | 2 | MINUTH Fynn | GER | 0.72 | (6) 26.68 | (5) 56.65 29.97 | (4) 1:27.37 30.72 | 1:58.21 30.84 | 2.07 |
| 6 | 7 | HYLAND Brendan | IRL | 0.74 | (7) 26.96 | (7) 57.33 30.37 | (7) 1:28.25 30.92 | 1:59.26 31.01 | 3.12 |
| 7 | 1 | MOREIRA LANZA Vinicius | BRA | 0.72 | (3) 25.98 | (4) 56.53 30.55 | (6) 1:27.88 31.35 | 2:00.08 32.20 | 3.94 |
| 8 | 8 | BROWN Nicholas Morris | AUS | 0.71 | (8) 27.01 | (8) 57.55 30.54 | (8) 1:28.44 30.89 | 2:01.19 32.75 | 5.05 |

Legend:

R.T. Reaction time UR Universiade Record WR World record



RESULTS SUMMARY

成績總表

| | Record | Name | NUSF Code | Location | Date |
|----|---------|--------------------|-----------|----------------|-------------|
| WR | 1:51.51 | PHELPS MICHAEL | USA | ROME (ITA) | 29 JUL 2009 |
| UR | 1:54.30 | KORZENIOWSKI PAWEL | POL | BELGRADE (SRB) | 08 JUL 2009 |

Semifinals

Event No. 15

| Rank | Heat | Lane | Name | NUSF Code | R.T. | 50m | 100m | 150m | Time | Time Behind |
|------|------|------|------------------------|-----------|------|-----------|--------------------|----------------------|-------------------------|-------------|
| 1 | 2 | 3 | SETO Daiya | JPN | 0.59 | (1) 25.68 | (2) 55.64 29.96 | (2) 1:26.25 30.61 | 1:56.14 29.89 | Q |
| 2 | 2 | 4 | BICZO Bence | HUN | 0.64 | (2) 25.93 | (1) 55.32 29.39 | (1) 1:25.84 30.52 | 1:56.32 30.48 | 0.18 Q |
| 3 | 1 | 5 | HOROMURA Nao | JPN | 0.63 | (1) 25.66 | (1) 55.05 29.39 | (1) 1:25.28 30.23 | 1:56.61 31.33 | 0.47 Q |
| 4 | 1 | 1 | PRIBYTOK Aleksandr | RUS | 0.65 | (2) 26.04 | (4) 56.08 30.04 | (2) 1:25.75 29.67 | 1:56.73 30.98 | 0.59 Q |
| 5 | 1 | 6 | GOMES DE DEUS Leonardo | BRA | 0.67 | (5) 26.57 | (5) 56.40 29.83 | (3) 1:26.64 30.24 | 1:57.10 30.46 | 0.96 Q |
| 6 | 1 | 3 | WRIGHT Justin Conner | USA | 0.58 | (8) 26.95 | (6) 56.99 30.04 | (6) 1:27.27 30.28 | 1:57.27 30.00 | 1.13 Q |
| 7 | 1 | 4 | KUDASHEV Aleksandr | RUS | 0.72 | (4) 26.23 | (3) 56.07 29.84 | (4) 1:26.68 30.61 | 1:57.37 30.69 | 1.23 Q |
| 8 | 1 | 7 | CARINI Giacomo | ITA | 0.65 | (3) 26.18 | (2) 55.93 29.75 | (5) 1:26.71 30.78 | 1:58.00 31.29 | 1.86 Q |
| 9 | 2 | 5 | HARTING Zachary Scott | USA | 0.68 | (5) 26.43 | (3) 56.19 29.76 | (3) 1:26.38 30.19 | 1:58.04 31.66 | 1.90 |
| 10 | 2 | 6 | KUNERT Alexander Rolf | GER | 0.66 | (4) 26.25 | (6) 56.87 30.62 | (5) 1:27.87 31.00 | 1:58.11 30.24 | 1.97 |
| 11 | 2 | 2 | MINUTH Fynn | GER | 0.72 | (6) 26.68 | (5) 56.65 29.97 | (4) 1:27.37 30.72 | 1:58.21 30.84 | 2.07 |
| 12 | 1 | 8 | DIMITRIADIS Stefanos | GRE | 0.79 | (7) 26.86 | (7) 57.04 30.18 | (7) 1:27.98 30.94 | 1:58.55 30.57 | 2.41 |
| 13 | 2 | 7 | HYLAND Brendan | IRL | 0.74 | (7) 26.96 | (7) 57.33 30.37 | (7) 1:28.25 30.92 | 1:59.26 31.01 | 3.12 |
| 14 | 2 | 1 | MOREIRA LANZA Vinicius | BRA | 0.72 | (3) 25.98 | (4) 56.53 30.55 | (6) 1:27.88 31.35 | 2:00.08 32.20 | 3.94 |
| 15 | 1 | 2 | LEE Tae Gu | KOR | 0.72 | (6) 26.66 | (8) 57.47 30.81 | (8) 1:28.39 30.92 | 2:00.60 32.21 | 4.46 |
| 16 | 2 | 8 | BROWN Nicholas Morris | AUS | 0.71 | (8) 27.01 | (8) 57.55 30.54 | (8) 1:28.44 30.89 | 2:01.19 32.75 | 5.05 |

| | | | | | | | |
|---------|------------------|------|---------------|----|--------------------|----|--------------|
| Legend: | Classified Final | R.T. | Reaction time | UR | Universiade Record | WR | World record |
|---------|------------------|------|---------------|----|--------------------|----|--------------|




RESULT BOOK

29TH Summer Universiade Taipei 2017



Swimming

Men's 200m Freestyle





MEDALLISTS

獎牌得主

| Medal | Name | NUSF |
|--------|---------------------------|--------------------------|
| GOLD | RAPSYS Danas | LTU - Lithuania |
| SILVER | MAJCHRZAK Kacper Krystian | POL - Poland |
| BRONZE | VEKOVISHCHEV Mikhail | RUS - Russian Federation |



START LIST

出場名單

| | Record | Name | NUSF Code | Location | Date |
|----|---------|-----------------|-----------|-------------|-------------|
| WR | 1:42.00 | BIEDERMANN PAUL | GER | ROME (ITA) | 26 JUL 2009 |
| UR | 1:44.87 | IZOTOV DANILA | RUS | KAZAN (RUS) | 11 JUL 2013 |

Final

Event No. 10

| Lane | Name | NUSF Code | Date of Birth | Qualifying Time | Time | Rank |
|------|---------------------------|-----------|---------------|-----------------|------|------|
| 1 | BROWN Devon Myles Wil | RSA | 21 MAY 1992 | 1:48.25 | | |
| 2 | MEGLI Filippo | ITA | 10 MAY 1997 | 1:48.07 | | |
| 3 | HAGINO Kosuke | JPN | 15 AUG 1994 | 1:47.49 | | |
| 4 | VEKOVISHCHEV Mikhail | RUS | 05 AUG 1998 | 1:47.32 | | |
| 5 | RAPSYS Danas | LTU | 21 MAY 1995 | 1:47.46 | | |
| 6 | MAJCHRZAK Kacper Krystian | POL | 22 SEP 1992 | 1:47.91 | | |
| 7 | D'ARRIGO Andrea Mitchell | USA | 28 APR 1995 | 1:48.10 | | |
| 8 | ATSU Jonathan, Koffi | FRA | 27 SEP 1996 | 1:48.26 | | |

Reserves

| Name | NUSF Code | Date of Birth | Qualifying Time | Time | Rank |
|-----------------------|-----------|---------------|-----------------|------|------|
| ANDRUSENKO Viacheslav | RUS | 14 MAY 1992 | 1:48.62 | | |
| ROONEY Maxime Pholien | USA | 16 APR 1998 | 1:48.86 | | |

Note:

Consult competition schedule in INFO for heat start times

Legend:

UR Universiade Record WR World record



START LIST

出場名單

| | Record | Name | NUSF Code | Location | Date |
|----|---------|-----------------|-----------|-------------|-------------|
| WR | 1:42.00 | BIEDERMANN PAUL | GER | ROME (ITA) | 26 JUL 2009 |
| UR | 1:44.87 | IZOTOV DANILA | RUS | KAZAN (RUS) | 11 JUL 2013 |

Heat 1 of 8

Event No. 10

| Lane | Name | NUSF Code | Date of Birth | Qualifying Time | Time | Rank |
|------|-------------------------------|-----------|---------------|-----------------|------|------|
| 3 | AL KHADHURI Musallam Abdullah | OMA | 28 JAN 1992 | 2:12.32 | | |
| 4 | PUPOS Martin Jacob | PHI | 14 NOV 1998 | 2:00.98 | | |
| 5 | MAYER MARTINELLI Christian | PER | 14 FEB 1998 | 2:03.98 | | |

Heat 2 of 8

| Lane | Name | NUSF Code | Date of Birth | Qualifying Time | Time | Rank |
|------|-----------------------------|-----------|---------------|-----------------|------|------|
| 1 | SOLITA Jux Keaton | PHI | 14 SEP 1997 | 1:59.80 | | |
| 2 | VARAS SOLER Carlos Andres | CHI | 16 DEC 1991 | 1:58.82 | | |
| 3 | FRANK RODRIGUEZ Andy | URU | 16 NOV 1997 | 1:58.11 | | |
| 4 | LIM Fang Yi | SGP | 04 JAN 1996 | 1:57.17 | | |
| 5 | ZACARIAS ROJAS Luis Mathias | PAR | 17 JUN 1997 | 1:57.17 | | |
| 6 | UETT Hendrik | EST | 02 JUL 1998 | 1:58.17 | | |
| 7 | WAKED Maroun | LBN | 07 APR 1995 | 1:59.23 | | |
| 8 | GHOSN Anthony | LBN | 31 JUL 1996 | 2:00.30 | | |

Heat 3 of 8

| Lane | Name | NUSF Code | Date of Birth | Qualifying Time | Time | Rank |
|------|------------------------------|-----------|---------------|-----------------|------|------|
| 1 | CHAN Chun Hei | HKG | 23 AUG 1996 | 1:56.00 | | |
| 2 | LI Xiaochen | CHN | 28 JAN 1998 | 1:55.01 | | |
| 3 | WEIR Julian Andrew | NZL | 01 MAR 1996 | 1:54.16 | | |
| 4 | PIIROINEN Eetu Mikael | FIN | 03 OCT 1995 | 1:53.44 | | |
| 5 | PINTO MATTA Matias Antonio | CHI | 24 JAN 1997 | 1:53.99 | | |
| 6 | CHELBEH Mohamed El Wal | ALG | 16 AUG 1994 | 1:54.80 | | |
| 7 | ALAMZAH Muhammad | INA | 19 MAR 1998 | 1:55.08 | | |
| 8 | GUNADI PUTRA Satrio Bagaskar | INA | 12 DEC 1996 | 1:56.70 | | |

Heat 4 of 8

| Lane | Name | NUSF Code | Date of Birth | Qualifying Time | Time | Rank |
|------|--------------------------------|-----------|---------------|-----------------|------|------|
| 1 | MOZZINI VELLEN Andrea Vittorin | SUI | 26 OCT 1998 | 1:52.88 | | |
| 2 | LISS Thomas | SUI | 18 JAN 1995 | 1:51.54 | | |
| 3 | MOSER Josef | CZE | 21 JUL 1997 | 1:51.29 | | |
| 4 | CHEUNG Kin Tat Kent | HKG | 24 NOV 1992 | 1:51.00 | | |
| 5 | RAS Ruan | RSA | 27 DEC 1996 | 1:51.03 | | |
| 6 | WANG Hsing Hao | TPE | 05 JUN 1999 | 1:51.41 | | |
| 7 | RUOHONIEMI Miikka Olavi | FIN | 23 JUL 1993 | 1:52.81 | | |
| 8 | SIIM Cevin Anders | EST | 27 MAR 1997 | 1:53.05 | | |



START LIST

出場名單

| | Record | Name | NUSF Code | Location | Date |
|----|---------|-----------------|-----------|-------------|-------------|
| WR | 1:42.00 | BIEDERMANN PAUL | GER | ROME (ITA) | 26 JUL 2009 |
| UR | 1:44.87 | IZOTOV DANILA | RUS | KAZAN (RUS) | 11 JUL 2013 |

Heat 5 of 8

| Lane | Name | NUSF Code | Date of Birth | Qualifying Time | Time | Rank |
|------|--------------------------|-----------|---------------|-----------------|------|------|
| 1 | NAMIR Daniel | ISR | 12 AUG 1997 | 1:50.40 | | |
| 2 | MCCARTHY Brayden Noel Do | AUS | 20 DEC 1997 | 1:50.30 | | |
| 3 | HEO Wonseo | KOR | 04 JAN 1996 | 1:50.00 | | |
| 4 | AN Ting Yao | TPE | 26 AUG 1997 | 1:49.79 | | |
| 5 | IGA CESAR Jorge Andres | MEX | 12 JAN 1997 | 1:49.87 | | |
| 6 | GAMBURG David | ISR | 12 DEC 1993 | 1:50.00 | | |
| 7 | PAULSSON Adam Lennart | SWE | 14 MAR 1995 | 1:50.32 | | |
| 8 | GUNNING Michael | JAM | 29 APR 1994 | 1:50.71 | | |

Heat 6 of 8

| Lane | Name | NUSF Code | Date of Birth | Qualifying Time | Time | Rank |
|------|--------------------------------|-----------|---------------|-----------------|------|------|
| 1 | RIBEIRO DE SOUZA Felipe | BRA | 19 FEB 1998 | 1:49.14 | | |
| 2 | DI GIORGIO Alex | ITA | 28 JUL 1990 | 1:48.60 | | |
| 3 | MATSUMOTO Katsuhiko | JPN | 28 FEB 1997 | 1:47.59 | | |
| 4 | HAGINO Kosuke | JPN | 15 AUG 1994 | 1:47.29 | | |
| 5 | SLOAN Jordan Ross | IRL | 03 AUG 1993 | 1:47.41 | | |
| 6 | THORMEYER Markus | CAN | 25 AUG 1997 | 1:48.33 | | |
| 7 | GUTIERREZ FENG Long Yuan Migue | MEX | 23 FEB 1995 | 1:48.87 | | |
| 8 | MESZAROS Mark | HUN | 06 JUN 1994 | 1:49.73 | | |

Heat 7 of 8

| Lane | Name | NUSF Code | Date of Birth | Qualifying Time | Time | Rank |
|------|----------------------------|-----------|---------------|-----------------|------|------|
| 1 | MINUTH Fynn | GER | 26 NOV 1997 | 1:48.93 | | |
| 2 | HUTCHINS Matthew Taylor | NZL | 19 SEP 1994 | 1:48.53 | | |
| 3 | MAJCHRZAK Kacper Krystian | POL | 22 SEP 1992 | 1:47.48 | | |
| 4 | VEKOVISHCHEV Mikhail | RUS | 05 AUG 1998 | 1:47.01 | | |
| 5 | MEGLI Filippo | ITA | 10 MAY 1997 | 1:47.38 | | |
| 6 | ATSU Jonathan, Koffi | FRA | 27 SEP 1996 | 1:48.15 | | |
| 7 | BOURELLY Lorys, Yann, Gerb | FRA | 27 MAY 1992 | 1:48.83 | | |
| 8 | WYSOCZYNSKI Mateusz Marek | POL | 22 MAR 1993 | 1:49.56 | | |



START LIST

出場名單

| | Record | Name | NUSF Code | Location | Date |
|-----------|---------|-----------------|-----------|-------------|-------------|
| WR | 1:42.00 | BIEDERMANN PAUL | GER | ROME (ITA) | 26 JUL 2009 |
| UR | 1:44.87 | IZOTOV DANILA | RUS | KAZAN (RUS) | 11 JUL 2013 |

Heat 8 of 8

| Lane | Name | NUSF Code | Date of Birth | Qualifying Time | Time | Rank |
|------|--------------------------|-----------|---------------|-----------------|------|------|
| 1 | BAGSHAW Jeremy Soong Ji | CAN | 21 APR 1992 | 1:48.90 | | |
| 2 | ANDRUSENKO Viacheslav | RUS | 14 MAY 1992 | 1:48.34 | | |
| 3 | ROONEY Maxime Pholien | USA | 16 APR 1998 | 1:47.47 | | |
| 4 | BROWN Devon Myles Wil | RSA | 21 MAY 1992 | 1:46.78 | | |
| 5 | RAPSYS Danas | LTU | 21 MAY 1995 | 1:47.36 | | |
| 6 | D'ARRIGO Andrea Mitchell | USA | 28 APR 1995 | 1:47.76 | | |
| 7 | CARER ROCCO Giuliano | BRA | 18 APR 1993 | 1:48.76 | | |
| 8 | ELIASSON Karl Isak Valde | SWE | 22 JAN 1996 | 1:49.53 | | |

Note:
Consult competition schedule in INFO for heat start times

Legend:
UR Universiade Record **WR** World record



RESULTS

比賽成績

| | Record | Name | NUSF Code | Location | Date |
|----|---------|-----------------|-----------|-------------|-------------|
| WR | 1:42.00 | BIEDERMANN PAUL | GER | ROME (ITA) | 26 JUL 2009 |
| UR | 1:44.87 | IZOTOV DANILA | RUS | KAZAN (RUS) | 11 JUL 2013 |

Heat 1 of 8

Event No. 10

| Rank | Lane | Name | NUSF Code | R.T. | 50m | 100m | 150m | Time | Time Behind |
|------|------|----------------------------|-----------|------|-----------|----------------------|----------------------|-------------------------|-------------|
| 1 | 5 | MAYER MARTINELLI Christian | PER | 0.62 | (1) 27.64 | (1) 58.23 30.59 | (1) 1:29.31 31.08 | 1:59.84 30.53 | |
| 2 | 4 | PUPOS Martin Jacob | PHI | 0.73 | (2) 27.85 | (2) 58.52 30.67 | (2) 1:31.05 32.53 | 2:05.34 34.29 | 5.50 |
| 3 | 3 | AL KHADHURI MA | OMA | 0.71 | (3) 29.28 | (3) 1:02.94 33.66 | (3) 1:38.21 35.27 | 2:13.01 34.80 | 13.17 |

Heat 2 of 8

| Rank | Lane | Name | NUSF Code | R.T. | 50m | 100m | 150m | Time | Time Behind |
|------|------|---------------------------|-----------|------|-----------|----------------------|----------------------|-------------------------|-------------|
| 1 | 3 | FRANK RODRIGUEZ Andy | URU | 0.66 | (2) 27.07 | (2) 56.49 29.42 | (2) 1:27.06 30.57 | 1:56.85 29.79 | |
| 2 | 6 | UETT Hendrik | EST | 0.72 | (1) 26.17 | (1) 55.17 29.00 | (1) 1:26.14 30.97 | 1:57.23 31.09 | 0.38 |
| 3 | 2 | VARAS SOLER Carlos Andres | CHI | 0.70 | (3) 27.28 | (3) 57.70 30.42 | (3) 1:27.90 30.20 | 1:58.35 30.45 | 1.50 |
| 4 | 1 | SOLITA Jux Keaton | PHI | 0.86 | (8) 29.09 | (7) 1:00.15 31.06 | (5) 1:30.75 30.60 | 2:01.62 30.87 | 4.77 |
| 5 | 7 | WAKED Maroun | LBN | 0.80 | (7) 28.55 | (6) 59.94 31.39 | (7) 1:31.05 31.11 | 2:03.01 31.96 | 6.16 |
| 6 | 4 | LIM Fang Yi | SGP | 0.67 | (4) 27.42 | (4) 57.71 30.29 | (4) 1:30.01 32.30 | 2:03.50 33.49 | 6.65 |
| 7 | 8 | GHOSN Anthony | LBN | 0.87 | (5) 28.37 | (5) 59.06 30.69 | (6) 1:30.78 31.72 | 2:04.94 34.16 | 8.09 |
| 8 | 5 | ZACARIAS ROJAS L | PAR | 0.64 | (6) 28.49 | (7) 1:00.15 31.66 | (8) 1:32.32 32.17 | 2:05.06 32.74 | 8.21 |

Heat 3 of 8

| Rank | Lane | Name | NUSF Code | R.T. | 50m | 100m | 150m | Time | Time Behind |
|------|------|----------------------------|-----------|------|-----------|--------------------|----------------------|-------------------------|-------------|
| 1 | 1 | CHAN Chun Hei | HKG | 0.69 | (1) 26.72 | (3) 56.34 29.62 | (1) 1:26.09 29.75 | 1:54.64 28.55 | |
| 2 | 4 | PIIROINEN Eetu Mikael | FIN | 0.76 | (5) 27.22 | (1) 56.27 29.05 | (2) 1:26.23 29.96 | 1:55.35 29.12 | 0.71 |
| 3 | 5 | PINTO MATTA Matias Antonio | CHI | 0.73 | (4) 27.21 | (6) 56.69 29.48 | (3) 1:26.40 29.71 | 1:55.41 29.01 | 0.77 |
| 4 | 3 | WEIR Julian Andrew | NZL | 0.75 | (3) 26.82 | (4) 56.47 29.65 | (5) 1:26.63 30.16 | 1:56.50 29.87 | 1.86 |
| 5 | 7 | ALAMZAH Muhammad | INA | 0.70 | (2) 26.76 | (2) 56.31 29.55 | (4) 1:26.47 30.16 | 1:57.08 30.61 | 2.44 |
| 6 | 2 | LI Xiaochen | CHN | 0.75 | (6) 27.25 | (5) 56.68 29.43 | (6) 1:27.23 30.55 | 1:57.50 30.27 | 2.86 |
| 6 | | CHELBEH Mohamed El Wal | ALG | | | | | DNS | |
| 8 | | GUNADI PUTRA S | INA | | | | | DNS | |



RESULTS

比賽成績

| | Record | Name | NUSF Code | Location | Date |
|----|---------|-----------------|-----------|-------------|-------------|
| WR | 1:42.00 | BIEDERMANN PAUL | GER | ROME (ITA) | 26 JUL 2009 |
| UR | 1:44.87 | IZOTOV DANILA | RUS | KAZAN (RUS) | 11 JUL 2013 |

Heat 4 of 8

| Rank | Lane | Name | NUSF Code | R.T. | 50m | 100m | 150m | Time | Time Behind |
|------|------|-------------------------|-----------|------|-----------|--------------------|----------------------|-------------------------|-------------|
| 1 | 6 | WANG Hsing Hao | TPE | 0.59 | (4) 26.32 | (4) 54.91 28.59 | (2) 1:23.73 28.82 | 1:52.47 28.74 | |
| 2 | 1 | MOZZINI VELLEN A | SUI | 0.69 | (2) 26.21 | (3) 54.90 28.69 | (3) 1:23.95 29.05 | 1:52.53 28.58 | 0.06 |
| 3 | 5 | RAS Ruan | RSA | 0.72 | (3) 26.29 | (1) 54.43 28.14 | (1) 1:23.64 29.21 | 1:52.64 29.00 | 0.17 |
| 4 | 2 | LIESS Thomas | SUI | 0.69 | (6) 26.63 | (6) 55.26 28.63 | (6) 1:24.52 29.26 | 1:53.23 28.71 | 0.76 |
| 5 | 7 | RUOHONIEMI Miikka Olavi | FIN | 0.70 | (5) 26.38 | (5) 55.05 28.67 | (4) 1:24.28 29.23 | 1:53.72 29.44 | 1.25 |
| 6 | 4 | CHEUNG Kin Tat Kent | HKG | 0.74 | (7) 26.64 | (8) 55.38 28.74 | (5) 1:24.48 29.10 | 1:54.05 29.57 | 1.58 |
| 7 | 3 | MOSER Josef | CZE | 0.80 | (8) 26.83 | (7) 55.29 28.46 | (7) 1:24.79 29.50 | 1:54.31 29.52 | 1.84 |
| 8 | 8 | SIIM Cevin Anders | EST | 0.69 | (1) 25.95 | (2) 54.45 28.50 | (8) 1:24.84 30.39 | 1:55.03 30.19 | 2.56 |

Heat 5 of 8

| Rank | Lane | Name | NUSF Code | R.T. | 50m | 100m | 150m | Time | Time Behind |
|------|------|--------------------------|-----------|------|-----------|--------------------|----------------------|-------------------------|-------------|
| 1 | 5 | IGA CESAR Jorge Andres | MEX | 0.72 | (5) 26.03 | (4) 54.12 28.09 | (1) 1:21.89 27.77 | 1:49.91 28.02 | |
| 2 | 7 | PAULSSON Adam Lennart | SWE | 0.74 | (2) 25.92 | (2) 53.85 27.93 | (2) 1:22.20 28.35 | 1:50.23 28.03 | 0.32 |
| 3 | 1 | NAMIR Daniel | ISR | 0.66 | (1) 25.81 | (1) 53.77 27.96 | (3) 1:22.65 28.88 | 1:50.79 28.14 | 0.88 |
| 4 | 3 | HEO Wonseo | KOR | 0.64 | (3) 25.97 | (5) 54.21 28.24 | (4) 1:22.85 28.64 | 1:50.80 27.95 | 0.89 |
| 5 | 4 | AN Ting Yao | TPE | 0.74 | (4) 25.98 | (3) 54.06 28.08 | | 1:52.48 | 2.57 |
| 6 | 8 | GUNNING Michael | JAM | 0.69 | (6) 26.46 | (6) 54.65 28.19 | (5) 1:23.28 28.63 | 1:52.50 29.22 | 2.59 |
| | 2 | MCCARTHY Brayden Noel Do | AUS | | | | | DNS | |
| | 6 | GAMBURG David | ISR | | | | | DNS | |



RESULTS

比賽成績

| | Record | Name | NUSF Code | Location | Date |
|----|---------|-----------------|-----------|-------------|-------------|
| WR | 1:42.00 | BIEDERMANN PAUL | GER | ROME (ITA) | 26 JUL 2009 |
| UR | 1:44.87 | IZOTOV DANILA | RUS | KAZAN (RUS) | 11 JUL 2013 |

Heat 6 of 8

| Rank | Lane | Name | NUSF Code | R.T. | 50m | 100m | 150m | Time | Time Behind |
|------|------|-------------------------|-----------|------|-----------|--------------------|----------------------|-------------------------|-------------|
| 1 | 7 | GUTIERREZ FENG L | MEX | 0.63 | (2) 25.47 | (1) 53.36 27.89 | (1) 1:21.69 28.33 | 1:49.52 27.83 | |
| 2 | 4 | HAGINO Kosuke | JPN | 0.67 | (4) 25.59 | (4) 53.83 28.24 | (5) 1:22.71 28.88 | 1:50.41 27.70 | 0.89 |
| 3 | 5 | SLOAN Jordan Ross | IRL | 0.78 | (1) 25.30 | (3) 53.69 28.39 | (3) 1:22.40 28.71 | 1:50.55 28.15 | 1.03 |
| 4 | 3 | MATSUMOTO Katsuhiko | JPN | 0.72 | (5) 25.67 | (6) 54.13 28.46 | (6) 1:23.19 29.06 | 1:50.71 27.52 | 1.19 |
| 5 | 6 | THORMEYER Markus | CAN | 0.75 | (3) 25.54 | (2) 53.59 28.05 | (2) 1:22.02 28.43 | 1:51.21 29.19 | 1.69 |
| 6 | 8 | MESZAROS Mark | HUN | 0.70 | (6) 25.82 | (5) 53.91 28.09 | (4) 1:22.53 28.62 | 1:51.23 28.70 | 1.71 |
| 7 | 1 | RIBEIRO DE SOUZA Felipe | BRA | 0.67 | (7) 25.91 | (8) 54.44 28.53 | (7) 1:23.45 29.01 | 1:51.28 27.83 | 1.76 |
| 8 | 2 | DI GIORGIO Alex | ITA | 0.76 | (8) 26.12 | (7) 54.23 28.11 | (8) 1:23.61 29.38 | 1:51.51 27.90 | 1.99 |

Heat 7 of 8

| Rank | Lane | Name | NUSF Code | R.T. | 50m | 100m | 150m | Time | Time Behind |
|------|------|----------------------------|-----------|------|-----------|--------------------|----------------------|-------------------------|-------------|
| 1 | 5 | MEGLI Filippo | ITA | 0.67 | (1) 25.29 | (1) 52.57 27.28 | (1) 1:20.55 27.98 | 1:48.50 27.95 | |
| 2 | 3 | MAJCHRZAK Kacper Krystian | POL | 0.73 | (3) 25.41 | (4) 53.45 28.04 | (3) 1:21.69 28.24 | 1:49.46 27.77 | 0.96 |
| 3 | 4 | VEKOVISHCHEV Mikhail | RUS | 0.71 | (2) 25.31 | (2) 53.13 27.82 | (2) 1:21.58 28.45 | 1:49.90 28.32 | 1.40 |
| 4 | 6 | ATSU Jonathan, Koffi | FRA | 0.62 | (7) 26.06 | (7) 54.09 28.03 | (5) 1:22.53 28.44 | 1:50.09 27.56 | 1.59 |
| 5 | 1 | MINUTH Fynn | GER | 0.68 | (4) 25.62 | (3) 53.43 27.81 | (4) 1:21.72 28.29 | 1:50.31 28.59 | 1.81 |
| 6 | 8 | WYSOCZYNSKI Mateusz Marek | POL | 0.68 | (8) 26.12 | (7) 54.09 27.97 | (6) 1:22.57 28.48 | 1:50.61 28.04 | 2.11 |
| 7 | 7 | BOURELLY Lorys, Yann, Gerb | FRA | 0.62 | (6) 25.74 | (6) 53.91 28.17 | (8) 1:22.77 28.86 | 1:51.17 28.40 | 2.67 |
| 8 | 2 | HUTCHINS Matthew Taylor | NZL | 0.71 | (5) 25.71 | (5) 53.78 28.07 | (7) 1:22.72 28.94 | 1:52.08 29.36 | 3.58 |



RESULTS

比賽成績

| | Record | Name | NUSF Code | Location | Date |
|----|---------|-----------------|-----------|-------------|-------------|
| WR | 1:42.00 | BIEDERMANN PAUL | GER | ROME (ITA) | 26 JUL 2009 |
| UR | 1:44.87 | IZOTOV DANILA | RUS | KAZAN (RUS) | 11 JUL 2013 |

Heat 8 of 8

| Rank | Lane | Name | NUSF Code | R.T. | 50m | 100m | 150m | Time | Time Behind |
|------|------|--------------------------|-----------|------|-----------|--------------------|----------------------|-------------------------|-------------|
| 1 | 3 | ROONEY Maxime Pholien | USA | 0.69 | (1) 25.55 | (1) 53.38 27.83 | (2) 1:21.74 28.36 | 1:49.12 27.38 | |
| 2 | 5 | RAPSYS Danas | LTU | 0.71 | (3) 25.71 | (3) 53.66 27.95 | (3) 1:22.02 28.36 | 1:49.20 27.18 | 0.08 |
| 3 | 2 | ANDRUSENKO Viacheslav | RUS | 0.72 | (2) 25.70 | (2) 53.59 27.89 | (1) 1:21.66 28.07 | 1:49.45 27.79 | 0.33 |
| 4 | 4 | BROWN Devon Myles Wil | RSA | 0.68 | (6) 26.10 | (6) 53.92 27.82 | (6) 1:22.56 28.64 | 1:49.63 27.07 | 0.51 |
| 5 | 6 | D'ARRIGO Andrea Mitchell | USA | 0.65 | (4) 25.91 | (4) 53.82 27.91 | (4) 1:22.39 28.57 | 1:49.64 27.25 | 0.52 |
| 6 | 1 | BAGSHAW Jeremy Soong Ji | CAN | 0.73 | (5) 26.00 | (5) 53.86 27.86 | (5) 1:22.40 28.54 | 1:50.35 27.95 | 1.23 |
| 7 | 7 | CARER ROCCO Giuliano | BRA | 0.64 | (7) 26.27 | (7) 54.35 28.08 | (7) 1:22.62 28.27 | 1:50.40 27.78 | 1.28 |
| 8 | 8 | ELIASSON Karl Isak Valde | SWE | | | | | DNS | |

| | | | | | | | | |
|----------------|-----|---------------|------|---------------|----|--------------------|----|--------------|
| Legend: | DNS | Did not start | R.T. | Reaction time | UR | Universiade Record | WR | World record |
|----------------|-----|---------------|------|---------------|----|--------------------|----|--------------|



RESULTS SUMMARY

成績總表

| | Record | Name | NUSF Code | Location | Date |
|----|---------|-----------------|-----------|-------------|-------------|
| WR | 1:42.00 | BIEDERMANN PAUL | GER | ROME (ITA) | 26 JUL 2009 |
| UR | 1:44.87 | IZOTOV DANILA | RUS | KAZAN (RUS) | 11 JUL 2013 |

| Heats | | | | | | | | | | Event No. 10 |
|-------|------|------|----------------------------|-----------|------|-----------|--------------------|----------------------|-------------------------|--------------|
| Rank | Heat | Lane | Name | NUSF Code | R.T. | 50m | 100m | 150m | Time | Time Behind |
| 1 | 7 | 5 | MEGLI Filippo | ITA | 0.67 | (1) 25.29 | (1) 52.57 27.28 | (1) 1:20.55 27.98 | 1:48.50 27.95 | Q |
| 2 | 8 | 3 | ROONEY Maxime Pholien | USA | 0.69 | (1) 25.55 | (1) 53.38 27.83 | (2) 1:21.74 28.36 | 1:49.12 27.38 | 0.62 Q |
| 3 | 8 | 5 | RAPSYS Danas | LTU | 0.71 | (3) 25.71 | (3) 53.66 27.95 | (3) 1:22.02 28.36 | 1:49.20 27.18 | 0.70 Q |
| 4 | 8 | 2 | ANDRUSENKO Viacheslav | RUS | 0.72 | (2) 25.70 | (2) 53.59 27.89 | (1) 1:21.66 28.07 | 1:49.45 27.79 | 0.95 Q |
| 5 | 7 | 3 | MAJCHRZAK Kacper Krystian | POL | 0.73 | (3) 25.41 | (4) 53.45 28.04 | (3) 1:21.69 28.24 | 1:49.46 27.77 | 0.96 Q |
| 6 | 6 | 7 | GUTIERREZ FENG L | MEX | 0.63 | (2) 25.47 | (1) 53.36 27.89 | (1) 1:21.69 28.33 | 1:49.52 27.83 | 1.02 Q |
| 7 | 8 | 4 | BROWN Devon Myles Wil | RSA | 0.68 | (6) 26.10 | (6) 53.92 27.82 | (6) 1:22.56 28.64 | 1:49.63 27.07 | 1.13 Q |
| 8 | 8 | 6 | D'ARRIGO Andrea Mitchell | USA | 0.65 | (4) 25.91 | (4) 53.82 27.91 | (4) 1:22.39 28.57 | 1:49.64 27.25 | 1.14 Q |
| 9 | 7 | 4 | VEKOVISHCHEV Mikhail | RUS | 0.71 | (2) 25.31 | (2) 53.13 27.82 | (2) 1:21.58 28.45 | 1:49.90 28.32 | 1.40 Q |
| 10 | 5 | 5 | IGA CESAR Jorge Andres | MEX | 0.72 | (5) 26.03 | (4) 54.12 28.09 | (1) 1:21.89 27.77 | 1:49.91 28.02 | 1.41 Q |
| 11 | 7 | 6 | ATSU Jonathan, Koffi | FRA | 0.62 | (7) 26.06 | (7) 54.09 28.03 | (5) 1:22.53 28.44 | 1:50.09 27.56 | 1.59 Q |
| 12 | 5 | 7 | PAULSSON Adam Lennart | SWE | 0.74 | (2) 25.92 | (2) 53.85 27.93 | (2) 1:22.20 28.35 | 1:50.23 28.03 | 1.73 Q |
| 13 | 7 | 1 | MINUTH Fynn | GER | 0.68 | (4) 25.62 | (3) 53.43 27.81 | (4) 1:21.72 28.29 | 1:50.31 28.59 | 1.81 Q |
| 14 | 8 | 1 | BAGSHAW Jeremy Soong Ji | CAN | 0.73 | (5) 26.00 | (5) 53.86 27.86 | (5) 1:22.40 28.54 | 1:50.35 27.95 | 1.85 Q |
| 15 | 8 | 7 | CARER ROCCO Giuliano | BRA | 0.64 | (7) 26.27 | (7) 54.35 28.08 | (7) 1:22.62 28.27 | 1:50.40 27.78 | 1.90 Q |
| 16 | 6 | 4 | HAGINO Kosuke | JPN | 0.67 | (4) 25.59 | (4) 53.83 28.24 | (5) 1:22.71 28.88 | 1:50.41 27.70 | 1.91 Q |
| 17 | 6 | 5 | SLOAN Jordan Ross | IRL | 0.78 | (1) 25.30 | (3) 53.69 28.39 | (3) 1:22.40 28.71 | 1:50.55 28.15 | 2.05 |
| 18 | 7 | 8 | WYSOCZYNSKI Mateusz Marek | POL | 0.68 | (8) 26.12 | (7) 54.09 27.97 | (6) 1:22.57 28.48 | 1:50.61 28.04 | 2.11 |
| 19 | 6 | 3 | MATSUMOTO Katsuhiko | JPN | 0.72 | (5) 25.67 | (6) 54.13 28.46 | (6) 1:23.19 29.06 | 1:50.71 27.52 | 2.21 |
| 20 | 5 | 1 | NAMIR Daniel | ISR | 0.66 | (1) 25.81 | (1) 53.77 27.96 | (3) 1:22.65 28.88 | 1:50.79 28.14 | 2.29 |
| 21 | 5 | 3 | HEO Wonseo | KOR | 0.64 | (3) 25.97 | (5) 54.21 28.24 | (4) 1:22.85 28.64 | 1:50.80 27.95 | 2.30 |
| 22 | 7 | 7 | BOURELLY Lorys, Yann, Gerb | FRA | 0.62 | (6) 25.74 | (6) 53.91 28.17 | (8) 1:22.77 28.86 | 1:51.17 28.40 | 2.67 |
| 23 | 6 | 6 | THORMEYER Markus | CAN | 0.75 | (3) 25.54 | (2) 53.59 28.05 | (2) 1:22.02 28.43 | 1:51.21 29.19 | 2.71 |
| 24 | 6 | 8 | MESZAROS Mark | HUN | 0.70 | (6) 25.82 | (5) 53.91 28.09 | (4) 1:22.53 28.62 | 1:51.23 28.70 | 2.73 |
| 25 | 6 | 1 | RIBEIRO DE SOUZA Felipe | BRA | 0.67 | (7) 25.91 | (8) 54.44 28.53 | (7) 1:23.45 29.01 | 1:51.28 27.83 | 2.78 |



RESULTS SUMMARY

成績總表

| | Record | Name | NUSF Code | Location | Date |
|----|---------|-----------------|-----------|-------------|-------------|
| WR | 1:42.00 | BIEDERMANN PAUL | GER | ROME (ITA) | 26 JUL 2009 |
| UR | 1:44.87 | IZOTOV DANILA | RUS | KAZAN (RUS) | 11 JUL 2013 |

Heats

| Rank | Heat | Lane | Name | NUSF Code | R.T. | 50m | 100m | 150m | Time | Time Behind |
|------|------|------|----------------------------|-----------|------|-----------|----------------------|----------------------|-------------------------|-------------|
| 26 | 6 | 2 | DI GIORGIO Alex | ITA | 0.76 | (8) 26.12 | (7) 54.23 28.11 | (8) 1:23.61 29.38 | 1:51.51 27.90 | 3.01 |
| 27 | 7 | 2 | HUTCHINS Matthew Taylor | NZL | 0.71 | (5) 25.71 | (5) 53.78 28.07 | (7) 1:22.72 28.94 | 1:52.08 29.36 | 3.58 |
| 28 | 4 | 6 | WANG Hsing Hao | TPE | 0.59 | (4) 26.32 | (4) 54.91 28.59 | (2) 1:23.73 28.82 | 1:52.47 28.74 | 3.97 |
| 29 | 5 | 4 | AN Ting Yao | TPE | 0.74 | (4) 25.98 | (3) 54.06 28.08 | | 1:52.48 | 3.98 |
| 30 | 5 | 8 | GUNNING Michael | JAM | 0.69 | (6) 26.46 | (6) 54.65 28.19 | (5) 1:23.28 28.63 | 1:52.50 29.22 | 4.00 |
| 31 | 4 | 1 | MOZZINI VELLEN A | SUI | 0.69 | (2) 26.21 | (3) 54.90 28.69 | (3) 1:23.95 29.05 | 1:52.53 28.58 | 4.03 |
| 32 | 4 | 5 | RAS Ruan | RSA | 0.72 | (3) 26.29 | (1) 54.43 28.14 | (1) 1:23.64 29.21 | 1:52.64 29.00 | 4.14 |
| 33 | 4 | 2 | LISS Thomas | SUI | 0.69 | (6) 26.63 | (6) 55.26 28.63 | (6) 1:24.52 29.26 | 1:53.23 28.71 | 4.73 |
| 34 | 4 | 7 | RUOHONIEMI Miikka Olavi | FIN | 0.70 | (5) 26.38 | (5) 55.05 28.67 | (4) 1:24.28 29.23 | 1:53.72 29.44 | 5.22 |
| 35 | 4 | 4 | CHEUNG Kin Tat Kent | HKG | 0.74 | (7) 26.64 | (8) 55.38 28.74 | (5) 1:24.48 29.10 | 1:54.05 29.57 | 5.55 |
| 36 | 4 | 3 | MOSER Josef | CZE | 0.80 | (8) 26.83 | (7) 55.29 28.46 | (7) 1:24.79 29.50 | 1:54.31 29.52 | 5.81 |
| 37 | 3 | 1 | CHAN Chun Hei | HKG | 0.69 | (1) 26.72 | (3) 56.34 29.62 | (1) 1:26.09 29.75 | 1:54.64 28.55 | 6.14 |
| 38 | 4 | 8 | SIIM Cevin Anders | EST | 0.69 | (1) 25.95 | (2) 54.45 28.50 | (8) 1:24.84 30.39 | 1:55.03 30.19 | 6.53 |
| 39 | 3 | 4 | PIIROINEN Eetu Mikael | FIN | 0.76 | (5) 27.22 | (1) 56.27 29.05 | (2) 1:26.23 29.96 | 1:55.35 29.12 | 6.85 |
| 40 | 3 | 5 | PINTO MATTA Matias Antonio | CHI | 0.73 | (4) 27.21 | (6) 56.69 29.48 | (3) 1:26.40 29.71 | 1:55.41 29.01 | 6.91 |
| 41 | 3 | 3 | WEIR Julian Andrew | NZL | 0.75 | (3) 26.82 | (4) 56.47 29.65 | (5) 1:26.63 30.16 | 1:56.50 29.87 | 8.00 |
| 42 | 2 | 3 | FRANK RODRIGUEZ Andy | URU | 0.66 | (2) 27.07 | (2) 56.49 29.42 | (2) 1:27.06 30.57 | 1:56.85 29.79 | 8.35 |
| 43 | 3 | 7 | ALAMZAH Muhammad | INA | 0.70 | (2) 26.76 | (2) 56.31 29.55 | (4) 1:26.47 30.16 | 1:57.08 30.61 | 8.58 |
| 44 | 2 | 6 | UETT Hendrik | EST | 0.72 | (1) 26.17 | (1) 55.17 29.00 | (1) 1:26.14 30.97 | 1:57.23 31.09 | 8.73 |
| 45 | 3 | 2 | LI Xiaochen | CHN | 0.75 | (6) 27.25 | (5) 56.68 29.43 | (6) 1:27.23 30.55 | 1:57.50 30.27 | 9.00 |
| 46 | 2 | 2 | VARAS SOLER Carlos Andres | CHI | 0.70 | (3) 27.28 | (3) 57.70 30.42 | (3) 1:27.90 30.20 | 1:58.35 30.45 | 9.85 |
| 47 | 1 | 5 | MAYER MARTINELLI Christian | PER | 0.62 | (1) 27.64 | (1) 58.23 30.59 | (1) 1:29.31 31.08 | 1:59.84 30.53 | 11.34 |
| 48 | 2 | 1 | SOLITA Jux Keaton | PHI | 0.86 | (8) 29.09 | (7) 1:00.15 31.06 | (5) 1:30.75 30.60 | 2:01.62 30.87 | 13.12 |
| 49 | 2 | 7 | WAKED Maroun | LBN | 0.80 | (7) 28.55 | (6) 59.94 31.39 | (7) 1:31.05 31.11 | 2:03.01 31.96 | 14.51 |
| 50 | 2 | 4 | LIM Fang Yi | SGP | 0.67 | (4) 27.42 | (4) 57.71 30.29 | (4) 1:30.01 32.30 | 2:03.50 33.49 | 15.00 |



RESULTS SUMMARY

成績總表

| | Record | Name | NUSF Code | Location | Date |
|-----------|---------|-----------------|-----------|-------------|-------------|
| WR | 1:42.00 | BIEDERMANN PAUL | GER | ROME (ITA) | 26 JUL 2009 |
| UR | 1:44.87 | IZOTOV DANILA | RUS | KAZAN (RUS) | 11 JUL 2013 |

Heats

| Rank | Heat | Lane | Name | NUSF Code | R.T. | 50m | 100m | 150m | Time | Time Behind |
|------|------|------|--------------------------|-----------|------|-----------|----------------------|----------------------|-------------------------|-------------|
| 51 | 2 | 8 | GHOSN Anthony | LBN | 0.87 | (5) 28.37 | (5) 59.06 30.69 | (6) 1:30.78 31.72 | 2:04.94 34.16 | 16.44 |
| 52 | 2 | 5 | ZACARIAS ROJAS L | PAR | 0.64 | (6) 28.49 | (7) 1:00.15 31.66 | (8) 1:32.32 32.17 | 2:05.06 32.74 | 16.56 |
| 53 | 1 | 4 | PUPOS Martin Jacob | PHI | 0.73 | (2) 27.85 | (2) 58.52 30.67 | (2) 1:31.05 32.53 | 2:05.34 34.29 | 16.84 |
| 54 | 1 | 3 | AL KHADHURI MA | OMA | 0.71 | (3) 29.28 | (3) 1:02.94 33.66 | (3) 1:38.21 35.27 | 2:13.01 34.80 | 24.51 |
| | 3 | 8 | GUNADI PUTRA S | INA | | | | | DNS | |
| | 3 | 6 | CHELBEH Mohamed El Wal | ALG | | | | | DNS | |
| | 5 | 2 | MCCARTHY Brayden Noel Do | AUS | | | | | DNS | |
| | 5 | 6 | GAMBURG David | ISR | | | | | DNS | |
| | 8 | 8 | ELIASSON Karl Isak Valde | SWE | | | | | DNS | |

| | | | | |
|----------------|---------------------------|---------------------------|------------------------------|------------------------|
| Legend: | Q Classified Final | R.T. Reaction time | UR Universiade Record | WR World record |
|----------------|---------------------------|---------------------------|------------------------------|------------------------|



START LIST

出場名單

| | Record | Name | NUSF Code | Location | Date |
|----|---------|-----------------|-----------|-------------|-------------|
| WR | 1:42.00 | BIEDERMANN PAUL | GER | ROME (ITA) | 26 JUL 2009 |
| UR | 1:44.87 | IZOTOV DANILA | RUS | KAZAN (RUS) | 11 JUL 2013 |

Semifinal 1 of 2

Event No. 10

| Lane | Name | NUSF Code | Date of Birth | Qualifying Time | Time | Rank |
|------|--------------------------------|-----------|---------------|-----------------|------|------|
| 1 | BAGSHAW Jeremy Soong Ji | CAN | 21 APR 1992 | 1:50.35 | | |
| 2 | IGA CESAR Jorge Andres | MEX | 12 JAN 1997 | 1:49.91 | | |
| 3 | GUTIERREZ FENG Long Yuan Migue | MEX | 23 FEB 1995 | 1:49.52 | | |
| 4 | ROONEY Maxime Pholien | USA | 16 APR 1998 | 1:49.12 | | |
| 5 | ANDRUSENKO Viacheslav | RUS | 14 MAY 1992 | 1:49.45 | | |
| 6 | D'ARRIGO Andrea Mitchell | USA | 28 APR 1995 | 1:49.64 | | |
| 7 | PAULSSON Adam Lennart | SWE | 14 MAR 1995 | 1:50.23 | | |
| 8 | HAGINO Kosuke | JPN | 15 AUG 1994 | 1:50.41 | | |

Semifinal 2 of 2

| Lane | Name | NUSF Code | Date of Birth | Qualifying Time | Time | Rank |
|------|---------------------------|-----------|---------------|-----------------|------|------|
| 1 | MINUTH Fynn | GER | 26 NOV 1997 | 1:50.31 | | |
| 2 | VEKOVISHCHEV Mikhail | RUS | 05 AUG 1998 | 1:49.90 | | |
| 3 | MAJCHRZAK Kacper Krystian | POL | 22 SEP 1992 | 1:49.46 | | |
| 4 | MEGLI Filippo | ITA | 10 MAY 1997 | 1:48.50 | | |
| 5 | RAPSYS Danas | LTU | 21 MAY 1995 | 1:49.20 | | |
| 6 | BROWN Devon Myles Wil | RSA | 21 MAY 1992 | 1:49.63 | | |
| 7 | ATSU Jonathan, Koffi | FRA | 27 SEP 1996 | 1:50.09 | | |
| 8 | CARER ROCCO Giuliano | BRA | 18 APR 1993 | 1:50.40 | | |

Reserves

| Name | NUSF Code | Date of Birth | Qualifying Time | Time | Rank |
|---------------------------|-----------|---------------|-----------------|------|------|
| SLOAN Jordan Ross | IRL | 03 AUG 1993 | 1:50.55 | | |
| WYSOCZYNSKI Mateusz Marek | POL | 22 MAR 1993 | 1:50.61 | | |

Note:
Consult competition schedule in INFO for heat start times

Legend:
UR Universiade Record WR World record



RESULTS

比賽成績

| | Record | Name | NUSF Code | Location | Date |
|----|---------|-----------------|-----------|-------------|-------------|
| WR | 1:42.00 | BIEDERMANN PAUL | GER | ROME (ITA) | 26 JUL 2009 |
| UR | 1:44.87 | IZOTOV DANILA | RUS | KAZAN (RUS) | 11 JUL 2013 |

Semifinal 1

Event No. 10

| Rank | Lane | Name | NUSF Code | R.T. | 50m | 100m | 150m | Time | Time Behind |
|------|------|--------------------------|-----------|------|-----------|--------------------|----------------------|-------------------------|-------------|
| 1 | 8 | HAGINO Kosuke | JPN | 0.64 | (1) 24.49 | (1) 51.75 27.26 | (1) 1:19.79 28.04 | 1:47.49 27.70 | |
| 2 | 6 | D'ARRIGO Andrea Mitchell | USA | 0.72 | (5) 25.65 | (3) 52.74 27.09 | (2) 1:20.55 27.81 | 1:48.10 27.55 | 0.61 |
| 3 | 5 | ANDRUSENKO Viacheslav | RUS | 0.75 | (3) 25.41 | (4) 52.79 27.38 | (4) 1:21.02 28.23 | 1:48.62 27.60 | 1.13 |
| 4 | 4 | ROONEY Maxime Pholien | USA | 0.71 | (2) 25.07 | (2) 52.56 27.49 | (3) 1:20.73 28.17 | 1:48.86 28.13 | 1.37 |
| 5 | 3 | GUTIERREZ FENG L | MEX | 0.64 | (6) 25.68 | (5) 52.93 27.25 | (5) 1:21.25 28.32 | 1:49.05 27.80 | 1.56 |
| 6 | 7 | PAULSSON Adam Lennart | SWE | 0.71 | (4) 25.49 | (6) 53.25 27.76 | (6) 1:21.26 28.01 | 1:49.52 28.26 | 2.03 |
| 7 | 1 | BAGSHAW Jeremy Soong Ji | CAN | 0.68 | (8) 26.05 | (8) 53.74 27.69 | (8) 1:22.17 28.43 | 1:50.00 27.83 | 2.51 |
| 8 | 2 | IGA CESAR Jorge Andres | MEX | 0.72 | (7) 25.89 | (7) 53.58 27.69 | (7) 1:21.42 27.84 | 1:50.26 28.84 | 2.77 |

Semifinal 2

| Rank | Lane | Name | NUSF Code | R.T. | 50m | 100m | 150m | Time | Time Behind |
|------|------|---------------------------|-----------|------|-----------|--------------------|----------------------|-------------------------|-------------|
| 1 | 2 | VEKOVISHCHEV Mikhail | RUS | 0.68 | (1) 24.76 | (1) 51.83 27.07 | (1) 1:19.49 27.66 | 1:47.32 27.83 | |
| 2 | 5 | RAPSYS Danas | LTU | 0.67 | (2) 25.09 | (4) 52.75 27.66 | (5) 1:20.90 28.15 | 1:47.46 26.56 | 0.14 |
| 3 | 3 | MAJCHRZAK Kacper Krystian | POL | 0.76 | (2) 25.09 | (3) 52.46 27.37 | (2) 1:20.42 27.96 | 1:47.91 27.49 | 0.59 |
| 4 | 4 | MEGLI Filippo | ITA | 0.64 | (4) 25.19 | (2) 52.44 27.25 | (3) 1:20.58 28.14 | 1:48.07 27.49 | 0.75 |
| 5 | 6 | BROWN Devon Myles Wil | RSA | 0.66 | (5) 25.52 | (5) 53.03 27.51 | (4) 1:20.86 27.83 | 1:48.25 27.39 | 0.93 |
| 6 | 7 | ATSU Jonathan, Koffi | FRA | 0.66 | (7) 25.82 | (6) 53.13 27.31 | (6) 1:21.05 27.92 | 1:48.26 27.21 | 0.94 |
| 7 | 1 | MINUTH Fynn | GER | 0.71 | (6) 25.73 | (7) 53.59 27.86 | (7) 1:21.73 28.14 | 1:50.12 28.39 | 2.80 |
| 8 | 8 | CARER ROCCO Giuliano | BRA | 0.63 | (8) 26.16 | (8) 54.05 27.89 | (8) 1:22.31 28.26 | 1:50.20 27.89 | 2.88 |

Legend:

R.T. Reaction time UR Universiade Record WR World record



RESULTS SUMMARY

成績總表

| | Record | Name | NUSF Code | Location | Date |
|----|---------|-----------------|-----------|-------------|-------------|
| WR | 1:42.00 | BIEDERMANN PAUL | GER | ROME (ITA) | 26 JUL 2009 |
| UR | 1:44.87 | IZOTOV DANILA | RUS | KAZAN (RUS) | 11 JUL 2013 |

Semifinals

Event No. 10

| Rank | Heat | Lane | Name | NUSF Code | R.T. | 50m | 100m | 150m | Time | Time Behind |
|------|------|------|---------------------------|-----------|------|-----------|--------------------|----------------------|-------------------------|-------------|
| 1 | 2 | 2 | VEKOVISHCHEV Mikhail | RUS | 0.68 | (1) 24.76 | (1) 51.83 27.07 | (1) 1:19.49 27.66 | 1:47.32 27.83 | Q |
| 2 | 2 | 5 | RAPSYS Danas | LTU | 0.67 | (2) 25.09 | (4) 52.75 27.66 | (5) 1:20.90 28.15 | 1:47.46 26.56 | 0.14 Q |
| 3 | 1 | 8 | HAGINO Kosuke | JPN | 0.64 | (1) 24.49 | (1) 51.75 27.26 | (1) 1:19.79 28.04 | 1:47.49 27.70 | 0.17 Q |
| 4 | 2 | 3 | MAJCHRZAK Kacper Krystian | POL | 0.76 | (2) 25.09 | (3) 52.46 27.37 | (2) 1:20.42 27.96 | 1:47.91 27.49 | 0.59 Q |
| 5 | 2 | 4 | MEGLI Filippo | ITA | 0.64 | (4) 25.19 | (2) 52.44 27.25 | (3) 1:20.58 28.14 | 1:48.07 27.49 | 0.75 Q |
| 6 | 1 | 6 | D'ARRIGO Andrea Mitchell | USA | 0.72 | (5) 25.65 | (3) 52.74 27.09 | (2) 1:20.55 27.81 | 1:48.10 27.55 | 0.78 Q |
| 7 | 2 | 6 | BROWN Devon Myles Wil | RSA | 0.66 | (5) 25.52 | (5) 53.03 27.51 | (4) 1:20.86 27.83 | 1:48.25 27.39 | 0.93 Q |
| 8 | 2 | 7 | ATSU Jonathan, Koffi | FRA | 0.66 | (7) 25.82 | (6) 53.13 27.31 | (6) 1:21.05 27.92 | 1:48.26 27.21 | 0.94 Q |
| 9 | 1 | 5 | ANDRUSENKO Viacheslav | RUS | 0.75 | (3) 25.41 | (4) 52.79 27.38 | (4) 1:21.02 28.23 | 1:48.62 27.60 | 1.30 |
| 10 | 1 | 4 | ROONEY Maxime Pholien | USA | 0.71 | (2) 25.07 | (2) 52.56 27.49 | (3) 1:20.73 28.17 | 1:48.86 28.13 | 1.54 |
| 11 | 1 | 3 | GUTIERREZ FENG L | MEX | 0.64 | (6) 25.68 | (5) 52.93 27.25 | (5) 1:21.25 28.32 | 1:49.05 27.80 | 1.73 |
| 12 | 1 | 7 | PAULSSON Adam Lennart | SWE | 0.71 | (4) 25.49 | (6) 53.25 27.76 | (6) 1:21.26 28.01 | 1:49.52 28.26 | 2.20 |
| 13 | 1 | 1 | BAGSHAW Jeremy Soong Ji | CAN | 0.68 | (8) 26.05 | (8) 53.74 27.69 | (8) 1:22.17 28.43 | 1:50.00 27.83 | 2.68 |
| 14 | 2 | 1 | MINUTH Fynn | GER | 0.71 | (6) 25.73 | (7) 53.59 27.86 | (7) 1:21.73 28.14 | 1:50.12 28.39 | 2.80 |
| 15 | 2 | 8 | CARER ROCCO Giuliano | BRA | 0.63 | (8) 26.16 | (8) 54.05 27.89 | (8) 1:22.31 28.26 | 1:50.20 27.89 | 2.88 |
| 16 | 1 | 2 | IGA CESAR Jorge Andres | MEX | 0.72 | (7) 25.89 | (7) 53.58 27.69 | (7) 1:21.42 27.84 | 1:50.26 28.84 | 2.94 |

| | | | | | | | |
|---------|------------------|------|---------------|----|--------------------|----|--------------|
| Legend: | Classified Final | R.T. | Reaction time | UR | Universiade Record | WR | World record |
|---------|------------------|------|---------------|----|--------------------|----|--------------|




RESULT BOOK

29TH Summer Universiade Taipei 2017



Swimming

Men's 200m Individual
Medley





MEDALLISTS

獎牌得主

| Medal | Name | NUSF |
|--------|------------------------|-------------------------------------|
| GOLD | HAGINO Kosuke | JPN - Japan |
| SILVER | SETO Daiya | JPN - Japan |
| BRONZE | LITCHFIELD Joe Richard | GBR - United Kingdom of G.B. & N.I. |



START LIST

出場名單

| | Record | Name | NUSF Code | Location | Date |
|----|---------|-----------------|-----------|----------------|-------------|
| WR | 1:54.00 | LOCHTE RYAN | USA | SHANGHAI (CHN) | 28 JUL 2011 |
| UR | 1:57.58 | VANDERKAAY ALEX | USA | BELGRADE (SRB) | 07 JUL 2009 |

Final

Event No. 12

| Lane | Name | NUSF Code | Date of Birth | Qualifying Time | Time | Rank |
|------|------------------------|-----------|---------------|-----------------|------|------|
| 1 | SORRISO Giovanni | ITA | 06 OCT 1992 | 2:01.13 | | |
| 2 | HAGINO Kosuke | JPN | 15 AUG 1994 | 2:00.81 | | |
| 3 | LITCHFIELD Joe Richard | GBR | 08 JUL 1998 | 2:00.44 | | |
| 4 | SETO Daiya | JPN | 24 MAY 1994 | 1:58.63 | | |
| 5 | ZHILKIN Andrey | RUS | 09 MAR 1995 | 2:00.17 | | |
| 6 | OSIPENKO Aleksandr | RUS | 12 MAR 1995 | 2:00.55 | | |
| 7 | POPRAWA Michal Adam | POL | 02 NOV 1994 | 2:01.09 | | |
| 8 | TO Kenneth King Him | HKG | 07 JUL 1992 | 2:01.37 | | |

Reserves

| Name | NUSF Code | Date of Birth | Qualifying Time | Time | Rank |
|------------------------|-----------|---------------|-----------------|------|------|
| LICON William | USA | 25 AUG 1994 | 2:01.44 | | |
| MOREIRA LANZA Vinicius | BRA | 22 MAR 1997 | 2:01.58 | | |

Note:

Consult competition schedule in INFO for heat start times

Legend:

UR Universiade Record WR World record



START LIST

出場名單

| | Record | Name | NUSF Code | Location | Date |
|----|---------|-----------------|-----------|----------------|-------------|
| WR | 1:54.00 | LOCHTE RYAN | USA | SHANGHAI (CHN) | 28 JUL 2011 |
| UR | 1:57.58 | VANDERKAAY ALEX | USA | BELGRADE (SRB) | 07 JUL 2009 |

Heat 1 of 7

Event No. 12

| Lane | Name | NUSF Code | Date of Birth | Qualifying Time | Time | Rank |
|------|------------------------------|-----------|---------------|-----------------|------|------|
| 3 | LATT Daniil | EST | 19 AUG 1998 | 2:25.47 | | |
| 4 | LICUDO Leonard | PHI | 14 AUG 1998 | 2:20.00 | | |
| 5 | NAVA MIRANDA Enrique Fernand | BOL | 13 JUL 1992 | 2:21.95 | | |

Heat 2 of 7

| Lane | Name | NUSF Code | Date of Birth | Qualifying Time | Time | Rank |
|------|-----------------------------|-----------|---------------|-----------------|------|------|
| 1 | FRANK RODRIGUEZ Andy | URU | 16 NOV 1997 | 2:16.41 | | |
| 2 | WAKED Maroun | LBN | 07 APR 1995 | 2:14.97 | | |
| 3 | LIM Fang Yi | SGP | 04 JAN 1996 | 2:13.73 | | |
| 4 | MU Xingxu | CHN | 03 FEB 1996 | 2:10.00 | | |
| 5 | ZACARIAS ROJAS Luis Mathias | PAR | 17 JUN 1997 | 2:11.96 | | |
| 6 | GUSSEV Andrei | EST | 11 JUL 1997 | 2:14.41 | | |
| 7 | LIN Sizhuang | MAC | 29 MAR 1999 | 2:15.00 | | |

Heat 3 of 7

| Lane | Name | NUSF Code | Date of Birth | Qualifying Time | Time | Rank |
|------|----------------------------|-----------|---------------|-----------------|------|------|
| 1 | QUIROZ UTEAU Felipe Martin | CHI | 13 OCT 1995 | 2:08.45 | | |
| 2 | LI Xiaochen | CHN | 28 JAN 1998 | 2:08.00 | | |
| 3 | BOBROVS Daniils | LAT | 08 OCT 1997 | 2:06.79 | | |
| 4 | JELENAK Pavol | SVK | 22 MAR 1992 | 2:05.33 | | |
| 5 | DEFERRARI Nicolas | ARG | 16 APR 1998 | 2:06.65 | | |
| 6 | HAMGARI Muhammad | INA | 11 JUL 1996 | 2:06.92 | | |
| 7 | NG Yan Kin | HKG | 25 JUL 1997 | 2:08.33 | | |
| 8 | ALAMZAH Muhammad | INA | 19 MAR 1998 | 2:09.58 | | |

Heat 4 of 7

| Lane | Name | NUSF Code | Date of Birth | Qualifying Time | Time | Rank |
|------|-------------------------|-----------|---------------|-----------------|------|------|
| 1 | STRAZDAS Povilas | LTU | 24 APR 1996 | 2:05.23 | | |
| 2 | GONZALEZ MEDINA Mateo | MEX | 01 OCT 1996 | 2:04.77 | | |
| 3 | KNIPPING Arjan Antonius | NED | 01 AUG 1994 | 2:03.47 | | |
| 4 | VUORELA Teemu Richard | FIN | 24 MAR 1994 | 2:03.24 | | |
| 5 | HAVRANEK Tomas | CZE | 13 JUN 1994 | 2:03.27 | | |
| 6 | WANG Hsing Hao | TPE | 05 JUN 1999 | 2:03.52 | | |
| 7 | LULEK William Robert | SWE | 23 MAY 1998 | 2:05.06 | | |
| 8 | DAL Thomas | BEL | 13 JUL 1997 | 2:05.24 | | |



START LIST

出場名單

| | Record | Name | NUSF Code | Location | Date |
|----|---------|------------------|-----------|----------------|-------------|
| WR | 1:54.00 | LOCHTE RYAN | USA | SHANGHAI (CHN) | 28 JUL 2011 |
| UR | 1:57.58 | VANDERKAAAY ALEX | USA | BELGRADE (SRB) | 07 JUL 2009 |

Heat 5 of 7

| Lane | Name | NUSF Code | Date of Birth | Qualifying Time | Time | Rank |
|------|-----------------------|-----------|---------------|-----------------|------|------|
| 1 | SZWEDZKI Dawid Marek | POL | 18 APR 1994 | 2:02.99 | | |
| 2 | POPRAWA Michal Adam | POL | 02 NOV 1994 | 2:01.36 | | |
| 3 | LOPES Gabriel | POR | 15 MAY 1997 | 2:00.76 | | |
| 4 | LICON William | USA | 25 AUG 1994 | 1:58.54 | | |
| 5 | FOSSI Claudio | ITA | 21 AUG 1989 | 2:00.43 | | |
| 6 | OSIPENKO Aleksandr | RUS | 12 MAR 1995 | 2:00.89 | | |
| 7 | KIM Jaewoo | KOR | 15 OCT 1995 | 2:02.23 | | |
| 8 | RUVALCABA CRUZ Hector | MEX | 26 JUN 1997 | 2:03.15 | | |

Heat 6 of 7

| Lane | Name | NUSF Code | Date of Birth | Qualifying Time | Time | Rank |
|------|------------------------|-----------|---------------|-----------------|------|------|
| 1 | WEN Ren Hau | TPE | 16 JUL 1998 | 2:02.78 | | |
| 2 | SANDERS Grant Laurence | USA | 01 AUG 1997 | 2:01.26 | | |
| 3 | SOS Daniel | HUN | 10 AUG 1998 | 2:00.64 | | |
| 4 | SETO Daiya | JPN | 24 MAY 1994 | 1:57.58 | | |
| 5 | SPANOUidakis Georgios | GRE | 05 AUG 1994 | 2:00.14 | | |
| 6 | LITCHFIELD Joe Richard | GBR | 08 JUL 1998 | 2:00.85 | | |
| 7 | FREDRIKSSON Dag Petter | SWE | 24 FEB 1997 | 2:01.84 | | |
| 8 | FAIR Neil | RSA | 13 JAN 1997 | 2:03.14 | | |

Heat 7 of 7

| Lane | Name | NUSF Code | Date of Birth | Qualifying Time | Time | Rank |
|------|------------------------|-----------|---------------|-----------------|------|------|
| 1 | HILL Robert Graham | CAN | 29 JAN 1996 | 2:02.46 | | |
| 2 | MOREIRA LANZA Vinicius | BRA | 22 MAR 1997 | 2:00.97 | | |
| 3 | SORRISO Giovanni | ITA | 06 OCT 1992 | 2:00.52 | | |
| 4 | HAGINO Kosuke | JPN | 15 AUG 1994 | 1:56.01 | | |
| 5 | TO Kenneth King Him | HKG | 07 JUL 1992 | 1:58.72 | | |
| 6 | WEDEL Kevin | GER | 05 MAY 1994 | 2:00.84 | | |
| 7 | ZHILKIN Andrey | RUS | 09 MAR 1995 | 2:01.50 | | |
| 8 | REILLY Luke Patrick | CAN | 23 NOV 1995 | 2:02.99 | | |

Note:

Consult competition schedule in INFO for heat start times

Legend:

UR Universiade Record WR World record



RESULTS

比賽成績

| | Record | Name | NUSF Code | Location | Date |
|----|---------|-----------------|-----------|----------------|-------------|
| WR | 1:54.00 | LOCHTE RYAN | USA | SHANGHAI (CHN) | 28 JUL 2011 |
| UR | 1:57.58 | VANDERKAAY ALEX | USA | BELGRADE (SRB) | 07 JUL 2009 |

Heat 1 of 7

Event No. 12

| Rank | Lane | Name | NUSF Code | R.T. | 50m | 100m | 150m | Time | Time Behind |
|------|------|----------------|-----------|------|-----------|----------------------|----------------------|-------------------------|-------------|
| 1 | 5 | NAVA MIRANDA E | BOL | 0.62 | (2) 29.80 | (1) 1:06.00 36.20 | (1) 1:47.83 41.83 | 2:22.75 34.92 | |
| 2 | 3 | LATT Daniil | EST | 0.70 | (1) 29.16 | (2) 1:07.47 38.31 | (2) 1:52.13 44.66 | 2:26.18 34.05 | 3.43 |
| 3 | 4 | LICUDO Leonard | PHI | 0.82 | (3) 31.02 | (3) 1:08.70 37.68 | (3) 1:54.31 45.61 | 2:31.11 36.80 | 8.36 |

Heat 2 of 7

| Rank | Lane | Name | NUSF Code | R.T. | 50m | 100m | 150m | Time | Time Behind |
|------|------|----------------------|-----------|------|-----------|----------------------|----------------------|-------------------------|-------------|
| 1 | 7 | LIN Sizhuang | MAC | 0.72 | (2) 27.44 | (1) 1:01.84 34.40 | (1) 1:40.19 38.35 | 2:10.70 30.51 | |
| 2 | 4 | MU Xingxu | CHN | 0.66 | (1) 27.07 | (2) 1:02.51 35.44 | (3) 1:46.25 43.74 | 2:16.09 29.84 | 5.39 |
| 3 | 2 | WAKED Maroun | LBN | 0.72 | (4) 29.37 | (3) 1:05.61 36.24 | (2) 1:45.15 39.54 | 2:16.42 31.27 | 5.72 |
| 4 | 1 | FRANK RODRIGUEZ Andy | URU | 0.66 | (3) 28.53 | (5) 1:06.00 37.47 | (4) 1:46.42 40.42 | 2:16.45 30.03 | 5.75 |
| 5 | 3 | LIM Fang Yi | SGP | 0.67 | (5) 29.45 | (4) 1:05.76 36.31 | (5) 1:46.62 40.86 | 2:19.76 33.14 | 9.06 |
| 6 | 5 | ZACARIAS ROJAS L | PAR | 0.65 | (6) 29.54 | (6) 1:08.65 39.11 | (6) 1:51.77 43.12 | 2:25.39 33.62 | 14.69 |
| | 6 | GUSSEV Andrei | EST | | | | | DNS | |

Heat 3 of 7

| Rank | Lane | Name | NUSF Code | R.T. | 50m | 100m | 150m | Time | Time Behind |
|------|------|----------------------------|-----------|------|-----------|----------------------|----------------------|-------------------------|-------------|
| 1 | 3 | BOBROVS Daniils | LAT | 0.71 | (6) 27.36 | (4) 1:01.21 33.85 | (1) 1:36.37 35.16 | 2:07.28 30.91 | |
| 2 | 5 | DEFERRARI Nicolas | ARG | 0.68 | (2) 26.73 | (1) 57.79 31.06 | (3) 1:37.65 39.86 | 2:07.96 30.31 | 0.68 |
| 3 | 4 | JELENAK Pavol | SVK | 0.61 | (1) 26.48 | (2) 58.62 32.14 | (2) 1:37.09 38.47 | 2:08.32 31.23 | 1.04 |
| 4 | 7 | NG Yan Kin | HKG | 0.65 | (7) 27.50 | (7) 1:02.78 35.28 | (4) 1:38.62 35.84 | 2:09.51 30.89 | 2.23 |
| 5 | 6 | HAMGARI Muhammad | INA | 0.61 | (3) 26.99 | (3) 1:00.88 33.89 | (5) 1:39.20 38.32 | 2:09.92 30.72 | 2.64 |
| 6 | 1 | QUIROZ UTEAU Felipe Martin | CHI | 0.70 | (8) 27.70 | (5) 1:02.35 34.65 | (6) 1:39.58 37.23 | 2:10.18 30.60 | 2.90 |
| 7 | 8 | ALAMZAH Muhammad | INA | 0.71 | (5) 27.31 | (6) 1:02.68 35.37 | (7) 1:41.07 38.39 | 2:12.51 31.44 | 5.23 |
| 8 | 2 | LI Xiaochen | CHN | 0.76 | (4) 27.20 | (8) 1:03.10 35.90 | (8) 1:44.87 41.77 | 2:15.45 30.58 | 8.17 |



RESULTS

比賽成績

| | Record | Name | NUSF Code | Location | Date |
|----|---------|-----------------|-----------|----------------|-------------|
| WR | 1:54.00 | LOCHTE RYAN | USA | SHANGHAI (CHN) | 28 JUL 2011 |
| UR | 1:57.58 | VANDERKAAY ALEX | USA | BELGRADE (SRB) | 07 JUL 2009 |

Heat 4 of 7

| Rank | Lane | Name | NUSF Code | R.T. | 50m | 100m | 150m | Time | Time Behind |
|------|------|-------------------------|-----------|------|-----------|----------------------|----------------------|-------------------------|-------------|
| 1 | 3 | KNIPPING Arjan Antonius | NED | 0.74 | (4) 26.63 | (3) 58.44 31.81 | (1) 1:32.73 34.29 | 2:01.76 29.03 | |
| 2 | 4 | VUORELA Teemu Richard | FIN | 0.70 | (2) 26.32 | (2) 58.37 32.05 | (2) 1:34.48 36.11 | 2:03.72 29.24 | 1.96 |
| 3 | 6 | WANG Hsing Hao | TPE | 0.61 | (6) 26.87 | (7) 59.75 32.88 | (5) 1:35.26 35.51 | 2:04.32 29.06 | 2.56 |
| 4 | 1 | STRAZDAS Povilas | LTU | 0.68 | (3) 26.51 | (5) 59.00 32.49 | (3) 1:34.66 35.66 | 2:04.54 29.88 | 2.78 |
| 5 | 5 | HAVRANEK Tomas | CZE | 0.76 | (1) 26.30 | (1) 57.63 31.33 | (4) 1:35.21 37.58 | 2:05.33 30.12 | 3.57 |
| 6 | 7 | LULEK William Robert | SWE | 0.72 | (7) 27.33 | (6) 59.19 31.86 | (6) 1:35.71 36.52 | 2:06.03 30.32 | 4.27 |
| 7 | 2 | GONZALEZ MEDINA Mateo | MEX | 0.65 | (5) 26.80 | (4) 58.85 32.05 | (7) 1:36.33 37.48 | 2:06.25 29.92 | 4.49 |
| 8 | 8 | DAL Thomas | BEL | 0.77 | (8) 27.46 | (8) 1:00.69 33.23 | (8) 1:38.11 37.42 | 2:09.80 31.69 | 8.04 |

Heat 5 of 7

| Rank | Lane | Name | NUSF Code | R.T. | 50m | 100m | 150m | Time | Time Behind |
|------|------|-----------------------|-----------|------|-----------|--------------------|----------------------|-------------------------|-------------|
| 1 | 6 | OSIPENKO Aleksandr | RUS | 0.68 | (3) 26.18 | (3) 57.12 30.94 | (2) 1:32.29 35.17 | 2:01.35 29.06 | |
| 2 | 2 | POPRAWA Michal Adam | POL | 0.71 | (1) 25.58 | (2) 56.64 31.06 | (3) 1:32.44 35.80 | 2:01.59 29.15 | 0.24 |
| 3 | 3 | LOPES Gabriel | POR | 0.66 | (2) 25.93 | (1) 56.05 30.12 | (1) 1:31.65 35.60 | 2:01.64 29.99 | 0.29 |
| 3 | 4 | LICON William | USA | 0.74 | (7) 26.99 | (4) 57.90 30.91 | (4) 1:32.96 35.06 | 2:01.64 28.68 | 0.29 |
| 5 | 5 | FOSSI Claudio | ITA | 0.69 | (4) 26.36 | (6) 58.53 32.17 | (5) 1:33.02 34.49 | 2:03.60 30.58 | 2.25 |
| 6 | 1 | SZWEDZKI Dawid Marek | POL | 0.66 | (6) 26.79 | (8) 59.18 32.39 | (6) 1:34.20 35.02 | 2:04.09 29.89 | 2.74 |
| 7 | 7 | KIM Jaewoo | KOR | 0.72 | (8) 27.29 | (7) 58.78 31.49 | (8) 1:36.14 37.36 | 2:05.08 28.94 | 3.73 |
| 8 | 8 | RUVALCABA CRUZ Hector | MEX | 0.76 | (5) 26.43 | (5) 58.52 32.09 | (7) 1:35.17 36.65 | 2:05.53 30.36 | 4.18 |



RESULTS

比賽成績

| | Record | Name | NUSF Code | Location | Date |
|----|---------|-----------------|-----------|----------------|-------------|
| WR | 1:54.00 | LOCHTE RYAN | USA | SHANGHAI (CHN) | 28 JUL 2011 |
| UR | 1:57.58 | VANDERKAAY ALEX | USA | BELGRADE (SRB) | 07 JUL 2009 |

Heat 6 of 7

| Rank | Lane | Name | NUSF Code | R.T. | 50m | 100m | 150m | Time | Time Behind |
|------|------|------------------------|-----------|------|-----------|--------------------|----------------------|----------------|-------------|
| 1 | 4 | SETO Daiya | JPN | 0.61 | (1) 25.06 | (1) 55.34 30.28 | (1) 1:30.01 34.67 | 1:59.88 | |
| 2 | 6 | LITCHFIELD Joe Richard | GBR | 0.62 | (2) 25.98 | (2) 56.84 30.86 | (2) 1:32.66 35.82 | 2:01.46 | 1.58 |
| 3 | 2 | SANDERS Grant Laurence | USA | 0.72 | (3) 26.11 | (5) 57.27 31.16 | (3) 1:33.05 35.78 | 2:03.03 | 3.15 |
| 4 | 5 | SPANOUKAKIS Georgios | GRE | 0.68 | (4) 26.15 | (3) 56.98 30.83 | (4) 1:33.52 36.54 | 2:03.67 | 3.79 |
| 5 | 7 | FREDRIKSSON Dag Petter | SWE | 0.85 | (7) 26.68 | (4) 57.25 30.57 | (5) 1:33.77 36.52 | 2:03.87 | 3.99 |
| 6 | 1 | WEN Ren Hau | TPE | 0.64 | (5) 26.18 | (8) 58.80 32.62 | (6) 1:34.02 35.22 | 2:04.89 | 5.01 |
| 7 | 8 | FAIR Neil | RSA | 0.67 | (8) 27.50 | (7) 58.26 30.76 | (7) 1:34.84 36.58 | 2:05.34 | 5.46 |
| 8 | 3 | SOS Daniel | HUN | 0.71 | (6) 26.40 | (6) 57.81 31.41 | (8) 1:35.45 37.64 | 2:07.40 | 7.52 |

Heat 7 of 7

| Rank | Lane | Name | NUSF Code | R.T. | 50m | 100m | 150m | Time | Time Behind |
|------|------|------------------------|-----------|------|-----------|--------------------|----------------------|----------------|-------------|
| 1 | 4 | HAGINO Kosuke | JPN | 0.71 | (2) 25.46 | (1) 55.59 30.13 | (1) 1:31.50 35.91 | 2:01.39 | |
| 2 | 2 | MOREIRA LANZA Vinicius | BRA | 0.71 | (1) 25.31 | (2) 56.80 31.49 | (4) 1:32.53 35.73 | 2:01.65 | 0.26 |
| 3 | 7 | ZHILKIN Andrey | RUS | 0.72 | (5) 26.49 | (7) 58.73 32.24 | (6) 1:33.52 34.79 | 2:01.85 | 0.46 |
| 4 | 3 | SORRISO Giovanni | ITA | 0.69 | (7) 26.92 | (5) 57.86 30.94 | (5) 1:32.84 34.98 | 2:02.09 | 0.70 |
| 5 | 5 | TO Kenneth King Him | HKG | 0.67 | (3) 25.71 | (3) 57.04 31.33 | (3) 1:32.37 35.33 | 2:02.41 | 1.02 |
| 6 | 1 | HILL Robert Graham | CAN | 0.64 | (6) 26.73 | (4) 57.39 30.66 | (2) 1:32.35 34.96 | 2:02.47 | 1.08 |
| 7 | 8 | REILLY Luke Patrick | CAN | 0.75 | (8) 27.50 | (8) 58.96 31.46 | (8) 1:34.08 35.12 | 2:03.33 | 1.94 |
| 8 | 6 | WEDEL Kevin | GER | 0.65 | (4) 26.33 | (6) 57.99 31.66 | (7) 1:33.77 35.78 | 2:03.48 | 2.09 |

| | | | | | | | | |
|----------------|-----|---------------|------|---------------|----|--------------------|----|--------------|
| Legend: | DNS | Did not start | R.T. | Reaction time | UR | Universiade Record | WR | World record |
|----------------|-----|---------------|------|---------------|----|--------------------|----|--------------|



RESULTS SUMMARY

成績總表

| | Record | Name | NUSF Code | Location | Date |
|----|---------|-----------------|-----------|----------------|-------------|
| WR | 1:54.00 | LOCHTE RYAN | USA | SHANGHAI (CHN) | 28 JUL 2011 |
| UR | 1:57.58 | VANDERKAAY ALEX | USA | BELGRADE (SRB) | 07 JUL 2009 |

| Heats | | | | | | | | | | Event No. 12 |
|-------|------|------|-------------------------|-----------|------|-----------|--------------------|----------------------|-------------------------|--------------|
| Rank | Heat | Lane | Name | NUSF Code | R.T. | 50m | 100m | 150m | Time | Time Behind |
| 1 | 6 | 4 | SETO Daiya | JPN | 0.61 | (1) 25.06 | (1) 55.34 30.28 | (1) 1:30.01 34.67 | 1:59.88 29.87 | Q |
| 2 | 5 | 6 | OSIPENKO Aleksandr | RUS | 0.68 | (3) 26.18 | (3) 57.12 30.94 | (2) 1:32.29 35.17 | 2:01.35 29.06 | 1.47 Q |
| 3 | 7 | 4 | HAGINO Kosuke | JPN | 0.71 | (2) 25.46 | (1) 55.59 30.13 | (1) 1:31.50 35.91 | 2:01.39 29.89 | 1.51 Q |
| 4 | 6 | 6 | LITCHFIELD Joe Richard | GBR | 0.62 | (2) 25.98 | (2) 56.84 30.86 | (2) 1:32.66 35.82 | 2:01.46 28.80 | 1.58 Q |
| 5 | 5 | 2 | POPRAWA Michal Adam | POL | 0.71 | (1) 25.58 | (2) 56.64 31.06 | (3) 1:32.44 35.80 | 2:01.59 29.15 | 1.71 Q |
| 6 | 5 | 3 | LOPES Gabriel | POR | 0.66 | (2) 25.93 | (1) 56.05 30.12 | (1) 1:31.65 35.60 | 2:01.64 29.99 | 1.76 Q |
| 6 | 5 | 4 | LICON William | USA | 0.74 | (7) 26.99 | (4) 57.90 30.91 | (4) 1:32.96 35.06 | 2:01.64 28.68 | 1.76 Q |
| 8 | 7 | 2 | MOREIRA LANZA Vinicius | BRA | 0.71 | (1) 25.31 | (2) 56.80 31.49 | (4) 1:32.53 35.73 | 2:01.65 29.12 | 1.77 Q |
| 9 | 4 | 3 | KNIPPING Arjan Antonius | NED | 0.74 | (4) 26.63 | (3) 58.44 31.81 | (1) 1:32.73 34.29 | 2:01.76 29.03 | 1.88 Q |
| 10 | 7 | 7 | ZHILKIN Andrey | RUS | 0.72 | (5) 26.49 | (7) 58.73 32.24 | (6) 1:33.52 34.79 | 2:01.85 28.33 | 1.97 Q |
| 11 | 7 | 3 | SORRISO Giovanni | ITA | 0.69 | (7) 26.92 | (5) 57.86 30.94 | (5) 1:32.84 34.98 | 2:02.09 29.25 | 2.21 Q |
| 12 | 7 | 5 | TO Kenneth King Him | HKG | 0.67 | (3) 25.71 | (3) 57.04 31.33 | (3) 1:32.37 35.33 | 2:02.41 30.04 | 2.53 Q |
| 13 | 7 | 1 | HILL Robert Graham | CAN | 0.64 | (6) 26.73 | (4) 57.39 30.66 | (2) 1:32.35 34.96 | 2:02.47 30.12 | 2.59 Q |
| 14 | 6 | 2 | SANDERS Grant Laurence | USA | 0.72 | (3) 26.11 | (5) 57.27 31.16 | (3) 1:33.05 35.78 | 2:03.03 29.98 | 3.15 Q |
| 15 | 7 | 8 | REILLY Luke Patrick | CAN | 0.75 | (8) 27.50 | (8) 58.96 31.46 | (8) 1:34.08 35.12 | 2:03.33 29.25 | 3.45 Q |
| 16 | 7 | 6 | WEDEL Kevin | GER | 0.65 | (4) 26.33 | (6) 57.99 31.66 | (7) 1:33.77 35.78 | 2:03.48 29.71 | 3.60 Q |
| 17 | 5 | 5 | FOSSI Claudio | ITA | 0.69 | (4) 26.36 | (6) 58.53 32.17 | (5) 1:33.02 34.49 | 2:03.60 30.58 | 3.72 |
| 18 | 6 | 5 | SPANOUKAKIS Georgios | GRE | 0.68 | (4) 26.15 | (3) 56.98 30.83 | (4) 1:33.52 36.54 | 2:03.67 30.15 | 3.79 |
| 19 | 4 | 4 | VUORELA Teemu Richard | FIN | 0.70 | (2) 26.32 | (2) 58.37 32.05 | (2) 1:34.48 36.11 | 2:03.72 29.24 | 3.84 |
| 20 | 6 | 7 | FREDRIKSSON Dag Petter | SWE | 0.85 | (7) 26.68 | (4) 57.25 30.57 | (5) 1:33.77 36.52 | 2:03.87 30.10 | 3.99 |
| 21 | 5 | 1 | SZWEDZKI Dawid Marek | POL | 0.66 | (6) 26.79 | (8) 59.18 32.39 | (6) 1:34.20 35.02 | 2:04.09 29.89 | 4.21 |
| 22 | 4 | 6 | WANG Hsing Hao | TPE | 0.61 | (6) 26.87 | (7) 59.75 32.88 | (5) 1:35.26 35.51 | 2:04.32 29.06 | 4.44 |
| 23 | 4 | 1 | STRAZDAS Povilas | LTU | 0.68 | (3) 26.51 | (5) 59.00 32.49 | (3) 1:34.66 35.66 | 2:04.54 29.88 | 4.66 |
| 24 | 6 | 1 | WEN Ren Hau | TPE | 0.64 | (5) 26.18 | (8) 58.80 32.62 | (6) 1:34.02 35.22 | 2:04.89 30.87 | 5.01 |
| 25 | 5 | 7 | KIM Jaewoo | KOR | 0.72 | (8) 27.29 | (7) 58.78 31.49 | (8) 1:36.14 37.36 | 2:05.08 28.94 | 5.20 |



RESULTS SUMMARY

成績總表

| | Record | Name | NUSF Code | Location | Date |
|----|---------|-----------------|-----------|----------------|-------------|
| WR | 1:54.00 | LOCHTE RYAN | USA | SHANGHAI (CHN) | 28 JUL 2011 |
| UR | 1:57.58 | VANDERKAAY ALEX | USA | BELGRADE (SRB) | 07 JUL 2009 |

Heats

| Rank | Heat | Lane | Name | NUSF Code | R.T. | 50m | 100m | 150m | Time | Time Behind |
|------|------|------|----------------------------|-----------|------|-----------|----------------------|----------------------|-------------------------|-------------|
| 26 | 4 | 5 | HAVRANEK Tomas | CZE | 0.76 | (1) 26.30 | (1) 57.63 31.33 | (4) 1:35.21 37.58 | 2:05.33 30.12 | 5.45 |
| 27 | 6 | 8 | FAIR Neil | RSA | 0.67 | (8) 27.50 | (7) 58.26 30.76 | (7) 1:34.84 36.58 | 2:05.34 30.50 | 5.46 |
| 28 | 5 | 8 | RUVALCABA CRUZ Hector | MEX | 0.76 | (5) 26.43 | (5) 58.52 32.09 | (7) 1:35.17 36.65 | 2:05.53 30.36 | 5.65 |
| 29 | 4 | 7 | LULEK William Robert | SWE | 0.72 | (7) 27.33 | (6) 59.19 31.86 | (6) 1:35.71 36.52 | 2:06.03 30.32 | 6.15 |
| 30 | 4 | 2 | GONZALEZ MEDINA Mateo | MEX | 0.65 | (5) 26.80 | (4) 58.85 32.05 | (7) 1:36.33 37.48 | 2:06.25 29.92 | 6.37 |
| 31 | 3 | 3 | BOBROVS Daniils | LAT | 0.71 | (6) 27.36 | (4) 1:01.21 33.85 | (1) 1:36.37 35.16 | 2:07.28 30.91 | 7.40 |
| 32 | 6 | 3 | SOS Daniel | HUN | 0.71 | (6) 26.40 | (6) 57.81 31.41 | (8) 1:35.45 37.64 | 2:07.40 31.95 | 7.52 |
| 33 | 3 | 5 | DEFERRARI Nicolas | ARG | 0.68 | (2) 26.73 | (1) 57.79 31.06 | (3) 1:37.65 39.86 | 2:07.96 30.31 | 8.08 |
| 34 | 3 | 4 | JELENAK Pavol | SVK | 0.61 | (1) 26.48 | (2) 58.62 32.14 | (2) 1:37.09 38.47 | 2:08.32 31.23 | 8.44 |
| 35 | 3 | 7 | NG Yan Kin | HKG | 0.65 | (7) 27.50 | (7) 1:02.78 35.28 | (4) 1:38.62 35.84 | 2:09.51 30.89 | 9.63 |
| 36 | 4 | 8 | DAL Thomas | BEL | 0.77 | (8) 27.46 | (8) 1:00.69 33.23 | (8) 1:38.11 37.42 | 2:09.80 31.69 | 9.92 |
| 37 | 3 | 6 | HAMGARI Muhammad | INA | 0.61 | (3) 26.99 | (3) 1:00.88 33.89 | (5) 1:39.20 38.32 | 2:09.92 30.72 | 10.04 |
| 38 | 3 | 1 | QUIROZ UTEAU Felipe Martin | CHI | 0.70 | (8) 27.70 | (5) 1:02.35 34.65 | (6) 1:39.58 37.23 | 2:10.18 30.60 | 10.30 |
| 39 | 2 | 7 | LIN Sizhuang | MAC | 0.72 | (2) 27.44 | (1) 1:01.84 34.40 | (1) 1:40.19 38.35 | 2:10.70 30.51 | 10.82 |
| 40 | 3 | 8 | ALAMZAH Muhammad | INA | 0.71 | (5) 27.31 | (6) 1:02.68 35.37 | (7) 1:41.07 38.39 | 2:12.51 31.44 | 12.63 |
| 41 | 3 | 2 | LI Xiaochen | CHN | 0.76 | (4) 27.20 | (8) 1:03.10 35.90 | (8) 1:44.87 41.77 | 2:15.45 30.58 | 15.57 |
| 42 | 2 | 4 | MU Xingxu | CHN | 0.66 | (1) 27.07 | (2) 1:02.51 35.44 | (3) 1:46.25 43.74 | 2:16.09 29.84 | 16.21 |
| 43 | 2 | 2 | WAKED Maroun | LBN | 0.72 | (4) 29.37 | (3) 1:05.61 36.24 | (2) 1:45.15 39.54 | 2:16.42 31.27 | 16.54 |
| 44 | 2 | 1 | FRANK RODRIGUEZ Andy | URU | 0.66 | (3) 28.53 | (5) 1:06.00 37.47 | (4) 1:46.42 40.42 | 2:16.45 30.03 | 16.57 |
| 45 | 2 | 3 | LIM Fang Yi | SGP | 0.67 | (5) 29.45 | (4) 1:05.76 36.31 | (5) 1:46.62 40.86 | 2:19.76 33.14 | 19.88 |
| 46 | 1 | 5 | NAVA MIRANDA E | BOL | 0.62 | (2) 29.80 | (1) 1:06.00 36.20 | (1) 1:47.83 41.83 | 2:22.75 34.92 | 22.87 |
| 47 | 2 | 5 | ZACARIAS ROJAS L | PAR | 0.65 | (6) 29.54 | (6) 1:08.65 39.11 | (6) 1:51.77 43.12 | 2:25.39 33.62 | 25.51 |
| 48 | 1 | 3 | LATT Daniil | EST | 0.70 | (1) 29.16 | (2) 1:07.47 38.31 | (2) 1:52.13 44.66 | 2:26.18 34.05 | 26.30 |
| 49 | 1 | 4 | LICUDO Leonard | PHI | 0.82 | (3) 31.02 | (3) 1:08.70 37.68 | (3) 1:54.31 45.61 | 2:31.11 36.80 | 31.23 |
| | 2 | 6 | GUSSEV Andrei | EST | | | | | DNS | |

| | | | | | | | |
|---------|------------------|------|---------------|----|--------------------|----|--------------|
| Legend: | Classified Final | R.T. | Reaction time | UR | Universiade Record | WR | World record |
|---------|------------------|------|---------------|----|--------------------|----|--------------|



START LIST

出場名單

| | Record | Name | NUSF Code | Location | Date |
|----|---------|-----------------|-----------|----------------|-------------|
| WR | 1:54.00 | LOCHTE RYAN | USA | SHANGHAI (CHN) | 28 JUL 2011 |
| UR | 1:57.58 | VANDERKAAY ALEX | USA | BELGRADE (SRB) | 07 JUL 2009 |

Semifinal 1 of 2

Event No. 12

| Lane | Name | NUSF Code | Date of Birth | Qualifying Time | Time | Rank |
|------|------------------------|-----------|---------------|-----------------|------|------|
| 1 | SANDERS Grant Laurence | USA | 01 AUG 1997 | 2:03.03 | | |
| 2 | ZHILKIN Andrey | RUS | 09 MAR 1995 | 2:01.85 | | |
| 3 | LICON William | USA | 25 AUG 1994 | 2:01.64 | | |
| 4 | OSIPENKO Aleksandr | RUS | 12 MAR 1995 | 2:01.35 | | |
| 5 | LITCHFIELD Joe Richard | GBR | 08 JUL 1998 | 2:01.46 | | |
| 6 | MOREIRA LANZA Vinicius | BRA | 22 MAR 1997 | 2:01.65 | | |
| 7 | TO Kenneth King Him | HKG | 07 JUL 1992 | 2:02.41 | | |
| 8 | WEDEL Kevin | GER | 05 MAY 1994 | 2:03.48 | | |

Semifinal 2 of 2

| Lane | Name | NUSF Code | Date of Birth | Qualifying Time | Time | Rank |
|------|-------------------------|-----------|---------------|-----------------|------|------|
| 1 | HILL Robert Graham | CAN | 29 JAN 1996 | 2:02.47 | | |
| 2 | KNIPPING Arjan Antonius | NED | 01 AUG 1994 | 2:01.76 | | |
| 3 | POPRAWA Michal Adam | POL | 02 NOV 1994 | 2:01.59 | | |
| 4 | SETO Daiya | JPN | 24 MAY 1994 | 1:59.88 | | |
| 5 | HAGINO Kosuke | JPN | 15 AUG 1994 | 2:01.39 | | |
| 6 | LOPES Gabriel | POR | 15 MAY 1997 | 2:01.64 | | |
| 7 | SORRISO Giovanni | ITA | 06 OCT 1992 | 2:02.09 | | |
| 8 | REILLY Luke Patrick | CAN | 23 NOV 1995 | 2:03.33 | | |

Reserves

| Name | NUSF Code | Date of Birth | Qualifying Time | Time | Rank |
|----------------------|-----------|---------------|-----------------|------|------|
| FOSSI Claudio | ITA | 21 AUG 1989 | 2:03.60 | | |
| SPANOUKAKIS Georgios | GRE | 05 AUG 1994 | 2:03.67 | | |

Note:
Consult competition schedule in INFO for heat start times

Legend:
UR Universiade Record WR World record



RESULTS

比賽成績

| | Record | Name | NUSF Code | Location | Date |
|----|---------|-----------------|-----------|----------------|-------------|
| WR | 1:54.00 | LOCHTE RYAN | USA | SHANGHAI (CHN) | 28 JUL 2011 |
| UR | 1:57.58 | VANDERKAAY ALEX | USA | BELGRADE (SRB) | 07 JUL 2009 |

Semifinal 1

Event No. 12

| Rank | Lane | Name | NUSF Code | R.T. | 50m | 100m | 150m | Time | Time Behind |
|------|------|------------------------|-----------|------|-----------|--------------------|----------------------|-------------------------|-------------|
| 1 | 2 | ZHILKIN Andrey | RUS | 0.71 | (3) 25.83 | (7) 57.26 31.43 | (4) 1:31.71 34.45 | 2:00.17 28.46 | |
| 2 | 5 | LITCHFIELD Joe Richard | GBR | 0.63 | (5) 25.99 | (4) 56.97 30.98 | (5) 1:32.08 35.11 | 2:00.44 28.36 | 0.27 |
| 3 | 4 | OSIPENKO Aleksandr | RUS | 0.72 | (4) 25.88 | (2) 56.71 30.83 | (3) 1:31.70 34.99 | 2:00.55 28.85 | 0.38 |
| 4 | 7 | TO Kenneth King Him | HKG | 0.69 | (1) 25.37 | (1) 56.10 30.73 | (1) 1:30.85 34.75 | 2:01.37 30.52 | 1.20 |
| 5 | 3 | LICON William | USA | 0.71 | (7) 26.14 | (6) 57.11 30.97 | (2) 1:31.57 34.46 | 2:01.44 29.87 | 1.27 |
| 6 | 6 | MOREIRA LANZA Vinicius | BRA | 0.68 | (2) 25.54 | (5) 57.05 31.51 | (7) 1:32.63 35.58 | 2:01.58 28.95 | 1.41 |
| 7 | 1 | SANDERS Grant Laurence | USA | 0.75 | (6) 26.05 | (3) 56.85 30.80 | (6) 1:32.52 35.67 | 2:02.28 29.76 | 2.11 |
| 8 | 8 | WEDEL Kevin | GER | 0.66 | (8) 26.19 | (8) 58.17 31.98 | (8) 1:33.43 35.26 | 2:03.10 29.67 | 2.93 |

Semifinal 2

| Rank | Lane | Name | NUSF Code | R.T. | 50m | 100m | 150m | Time | Time Behind |
|------|------|-------------------------|-----------|------|-----------|--------------------|----------------------|-------------------------|-------------|
| 1 | 4 | SETO Daiya | JPN | 0.60 | (1) 24.78 | (1) 55.06 30.28 | (1) 1:29.01 33.95 | 1:58.63 29.62 | |
| 2 | 5 | HAGINO Kosuke | JPN | 0.66 | (2) 25.22 | (2) 55.09 29.87 | (2) 1:30.46 35.37 | 2:00.81 30.35 | 2.18 |
| 3 | 3 | POPRAWA Michal Adam | POL | 0.68 | (3) 25.68 | (4) 57.00 31.32 | (6) 1:32.20 35.20 | 2:01.09 28.89 | 2.46 |
| 4 | 7 | SORRISO Giovanni | ITA | 0.67 | (7) 26.72 | (5) 57.20 30.48 | (4) 1:31.87 34.67 | 2:01.13 29.26 | 2.50 |
| 5 | 2 | KNIPPING Arjan Antonius | NED | 0.69 | (5) 26.19 | (7) 57.86 31.67 | (7) 1:32.31 34.45 | 2:01.89 29.58 | 3.26 |
| 6 | 6 | LOPES Gabriel | POR | 0.64 | (4) 25.85 | (3) 56.56 30.71 | (3) 1:31.74 35.18 | 2:01.95 30.21 | 3.32 |
| 7 | 1 | HILL Robert Graham | CAN | 0.66 | (6) 26.54 | (6) 57.57 31.03 | (5) 1:32.19 34.62 | 2:01.96 29.77 | 3.33 |
| 8 | 8 | REILLY Luke Patrick | CAN | 0.73 | (8) 27.14 | (8) 58.59 31.45 | (8) 1:34.50 35.91 | 2:03.44 28.94 | 4.81 |

Legend:

R.T. Reaction time UR Universiade Record WR World record



RESULTS SUMMARY

成績總表

| | Record | Name | NUSF Code | Location | Date |
|----|---------|-----------------|-----------|----------------|-------------|
| WR | 1:54.00 | LOCHTE RYAN | USA | SHANGHAI (CHN) | 28 JUL 2011 |
| UR | 1:57.58 | VANDERKAAY ALEX | USA | BELGRADE (SRB) | 07 JUL 2009 |

Semifinals

Event No. 12

| Rank | Heat | Lane | Name | NUSF Code | R.T. | 50m | 100m | 150m | Time | Time Behind |
|------|------|------|-------------------------|-----------|------|-----------|--------------------|----------------------|-------------------------|-------------|
| 1 | 2 | 4 | SETO Daiya | JPN | 0.60 | (1) 24.78 | (1) 55.06 30.28 | (1) 1:29.01 33.95 | 1:58.63 29.62 | Q |
| 2 | 1 | 2 | ZHILKIN Andrey | RUS | 0.71 | (3) 25.83 | (7) 57.26 31.43 | (4) 1:31.71 34.45 | 2:00.17 28.46 | 1.54 Q |
| 3 | 1 | 5 | LITCHFIELD Joe Richard | GBR | 0.63 | (5) 25.99 | (4) 56.97 30.98 | (5) 1:32.08 35.11 | 2:00.44 28.36 | 1.81 Q |
| 4 | 1 | 4 | OSIPENKO Aleksandr | RUS | 0.72 | (4) 25.88 | (2) 56.71 30.83 | (3) 1:31.70 34.99 | 2:00.55 28.85 | 1.92 Q |
| 5 | 2 | 5 | HAGINO Kosuke | JPN | 0.66 | (2) 25.22 | (2) 55.09 29.87 | (2) 1:30.46 35.37 | 2:00.81 30.35 | 2.18 Q |
| 6 | 2 | 3 | POPRAWA Michal Adam | POL | 0.68 | (3) 25.68 | (4) 57.00 31.32 | (6) 1:32.20 35.20 | 2:01.09 28.89 | 2.46 Q |
| 7 | 2 | 7 | SORRISO Giovanni | ITA | 0.67 | (7) 26.72 | (5) 57.20 30.48 | (4) 1:31.87 34.67 | 2:01.13 29.26 | 2.50 Q |
| 8 | 1 | 7 | TO Kenneth King Him | HKG | 0.69 | (1) 25.37 | (1) 56.10 30.73 | (1) 1:30.85 34.75 | 2:01.37 30.52 | 2.74 Q |
| 9 | 1 | 3 | LICON William | USA | 0.71 | (7) 26.14 | (6) 57.11 30.97 | (2) 1:31.57 34.46 | 2:01.44 29.87 | 2.81 |
| 10 | 1 | 6 | MOREIRA LANZA Vinicius | BRA | 0.68 | (2) 25.54 | (5) 57.05 31.51 | (7) 1:32.63 35.58 | 2:01.58 28.95 | 2.95 |
| 11 | 2 | 2 | KNIPPING Arjan Antonius | NED | 0.69 | (5) 26.19 | (7) 57.86 31.67 | (7) 1:32.31 34.45 | 2:01.89 29.58 | 3.26 |
| 12 | 2 | 6 | LOPES Gabriel | POR | 0.64 | (4) 25.85 | (3) 56.56 30.71 | (3) 1:31.74 35.18 | 2:01.95 30.21 | 3.32 |
| 13 | 2 | 1 | HILL Robert Graham | CAN | 0.66 | (6) 26.54 | (6) 57.57 31.03 | (5) 1:32.19 34.62 | 2:01.96 29.77 | 3.33 |
| 14 | 1 | 1 | SANDERS Grant Laurence | USA | 0.75 | (6) 26.05 | (3) 56.85 30.80 | (6) 1:32.52 35.67 | 2:02.28 29.76 | 3.65 |
| 15 | 1 | 8 | WEDEL Kevin | GER | 0.66 | (8) 26.19 | (8) 58.17 31.98 | (8) 1:33.43 35.26 | 2:03.10 29.67 | 4.47 |
| 16 | 2 | 8 | REILLY Luke Patrick | CAN | 0.73 | (8) 27.14 | (8) 58.59 31.45 | (8) 1:34.50 35.91 | 2:03.44 28.94 | 4.81 |

| | | | | | | | |
|---------|------------------|------|---------------|----|--------------------|----|--------------|
| Legend: | Classified Final | R.T. | Reaction time | UR | Universiade Record | WR | World record |
|---------|------------------|------|---------------|----|--------------------|----|--------------|




RESULT BOOK

29TH Summer Universiade Taipei 2017



Swimming

Men's 50m Butterfly





MEDALLISTS

獎牌得主

| Medal | Name | NUSF |
|--------|---------------------------|--------------------------|
| GOLD | GOVOROV Andrii | UKR - Ukraine |
| SILVER | ZHILKIN Andrey | RUS - Russian Federation |
| BRONZE | DE SOUZA MARTINS Henrique | BRA - Brazil |
| BRONZE | KHLOPTSOV Andrii | UKR - Ukraine |



START LIST

出場名單

| | Record | Name | NUSF Code | Location | Date |
|----|--------|---------------|-----------|----------------|-------------|
| WR | 22.43 | MUNOZ RAFAEL | ESP | MALAGA (ESP) | 05 APR 2009 |
| UR | 23.09 | DUNFORD JASON | KEN | BELGRADE (SRB) | 05 JUL 2009 |

Final

Event No. 7

| Lane | Name | NUSF Code | Date of Birth | Qualifying Time | Time | Rank |
|------|---------------------------|-----------|---------------|-----------------|------|------|
| 1 | SCHLESINGER Marcus John | ISR | 16 NOV 1991 | 23.72 | | |
| 2 | DE SOUZA MARTINS Henrique | BRA | 14 NOV 1991 | 23.61 | | |
| 3 | NAKAO Shunichi | JPN | 23 NOV 1995 | 23.57 | | |
| 4 | GOVOROV Andrii | UKR | 10 APR 1992 | 23.17 | | |
| 5 | ZHILKIN Andrey | RUS | 09 MAR 1995 | 23.45 | | |
| 6 | KHLOPTSOV Andrii | UKR | 10 DEC 1998 | 23.60 | | |
| 7 | SADOVNIKOV Aleksandr | RUS | 21 SEP 1996 | 23.71 | | |
| 8 | CZERNIAK Konrad Lukas | POL | 11 JUL 1989 | 23.76 | | |

Reserves

| Name | NUSF Code | Date of Birth | Qualifying Time | Time | Rank |
|-------------------|-----------|---------------|-----------------|------|------|
| SEFL Jan | CZE | 10 MAY 1990 | 23.79 | | |
| ROSOLEN Guilherme | BRA | 21 APR 1994 | 23.92 | | |

Note:

Consult competition schedule in INFO for heat start times

Legend:

UR Universiade Record WR World record



START LIST

出場名單

| | Record | Name | NUSF Code | Location | Date |
|----|--------|---------------|-----------|----------------|-------------|
| WR | 22.43 | MUNOZ RAFAEL | ESP | MALAGA (ESP) | 05 APR 2009 |
| UR | 23.09 | DUNFORD JASON | KEN | BELGRADE (SRB) | 05 JUL 2009 |

Heat 1 of 10

Event No. 7

| Lane | Name | NUSF Code | Date of Birth | Qualifying Time | Time | Rank |
|------|-----------------------------|-----------|---------------|-----------------|------|------|
| 1 | NAZARI Ali Asghar | AFG | 22 MAR 1996 | 35.02 | | |
| 2 | SSEGWANYI Daisuke Ronald | UGA | 11 MAR 1993 | 29.35 | | |
| 3 | SACCO LLANO Conrado Alessan | PAR | 04 JAN 1996 | 28.71 | | |
| 4 | GALEA Jeffrey | MLT | 18 MAR 1995 | 27.83 | | |
| 5 | WEERAMUNI Kalana | SRI | 15 FEB 1995 | 28.01 | | |
| 6 | AL HARRASI Nidhal Sulaiman | OMA | 01 JUN 1997 | 28.98 | | |
| 7 | HERATH H. M. Rajitha L | SRI | 31 JAN 1996 | 34.00 | | |
| 8 | AL QASMI Aiman Talib Nas | OMA | 05 MAR 1992 | 38.83 | | |

Heat 2 of 10

| Lane | Name | NUSF Code | Date of Birth | Qualifying Time | Time | Rank |
|------|----------------------------------|-----------|---------------|-----------------|------|------|
| 1 | ALFRED Izon Ebi Johnny | NGR | 15 APR 1997 | 27.73 | | |
| 2 | BOU DIAB Daniel Samer | LBN | 06 APR 1997 | 27.50 | | |
| 3 | ORIHUELA GIANOTTI Carlos Alfredo | PAR | 17 AUG 1994 | 27.06 | | |
| 4 | FELDBERGS Valts | LAT | 23 APR 1997 | 26.50 | | |
| 5 | SAMMUT Nicholas John | MLT | 28 SEP 1996 | 27.06 | | |
| 6 | NAVA MIRANDA Enrique Fernand | BOL | 13 JUL 1992 | 27.40 | | |
| 7 | GIRON Roger Dante | PHI | 04 JUL 1999 | 27.60 | | |
| 8 | OSAMEZU Forsight | NGR | 06 OCT 1996 | 27.74 | | |

Heat 3 of 10

| Lane | Name | NUSF Code | Date of Birth | Qualifying Time | Time | Rank |
|------|------------------------|-----------|---------------|-----------------|------|------|
| 1 | TAN Zhe Xian Dion | SGP | 30 JUL 1995 | 26.17 | | |
| 2 | ALAMZAH Muhammad | INA | 19 MAR 1998 | 25.87 | | |
| 3 | GOLD Joshua Maurice | EST | 28 OCT 1996 | 25.86 | | |
| 4 | HAMGARI Muhammad | INA | 11 JUL 1996 | 25.56 | | |
| 5 | GALDEM Mahieddine | ALG | 30 APR 1992 | 25.80 | | |
| 6 | GREENE Gershwin Staffo | BAH | 15 DEC 1998 | 25.87 | | |
| 7 | HO Wei Ming | SGP | 17 FEB 1994 | 26.02 | | |
| 8 | BAGHDADI Mohammad | LBN | 16 OCT 1996 | 26.40 | | |



START LIST

出場名單

| | Record | Name | NUSF Code | Location | Date |
|----|--------|---------------|-----------|----------------|-------------|
| WR | 22.43 | MUNOZ RAFAEL | ESP | MALAGA (ESP) | 05 APR 2009 |
| UR | 23.09 | DUNFORD JASON | KEN | BELGRADE (SRB) | 05 JUL 2009 |

Heat 4 of 10

| Lane | Name | NUSF Code | Date of Birth | Qualifying Time | Time | Rank |
|------|---------------------------|-----------|---------------|-----------------|------|------|
| 1 | SIIM Cevin Anders | EST | 27 MAR 1997 | 25.45 | | |
| 2 | ZHANG Shimeng | CHN | 17 JUL 1992 | 25.39 | | |
| 3 | MOSER Josef | CZE | 21 JUL 1997 | 25.26 | | |
| 4 | JIN Yuli | CHN | 12 JAN 1992 | 25.10 | | |
| 5 | BAMS Laurent Jacobus | NED | 12 FEB 1996 | 25.14 | | |
| 6 | RAUTALIN Jaakko Tapio | FIN | 29 AUG 1989 | 25.26 | | |
| 7 | NAMIR Daniel | ISR | 12 AUG 1997 | 25.40 | | |
| 8 | MITSUMASU TOYOFUKO Daniel | PER | 11 MAY 1994 | 25.50 | | |

Heat 5 of 10

| Lane | Name | NUSF Code | Date of Birth | Qualifying Time | Time | Rank |
|------|----------------------|-----------|---------------|-----------------|------|------|
| 1 | ABINA Mhicoloe Domin | PHI | 19 APR 1995 | 25.00 | | |
| 2 | LEE Tae Gu | KOR | 27 JUL 1998 | 24.92 | | |
| 3 | AYAR Kaan Turker | TUR | 19 JAN 1995 | 24.72 | | |
| 4 | CARINI Giacomo | ITA | 20 JUL 1997 | 24.62 | | |
| 5 | CHANG Kuo Chi | TPE | 13 DEC 1992 | 24.62 | | |
| 6 | CHU Chen Ping | TPE | 23 OCT 1995 | 24.84 | | |
| 7 | HO Tin Long | HKG | 24 APR 1997 | 24.93 | | |
| 8 | DEFERRARI Nicolas | ARG | 16 APR 1998 | 25.02 | | |

Heat 6 of 10

| Lane | Name | NUSF Code | Date of Birth | Qualifying Time | Time | Rank |
|------|--------------------------------|-----------|---------------|-----------------|------|------|
| 1 | GURDAL Kemal Arda | TUR | 02 JUL 1990 | 24.58 | | |
| 2 | BINNEMA Josiah James | CAN | 08 NOV 1997 | 24.50 | | |
| 3 | BUSCAGLIA Guido Alejandro | ARG | 08 OCT 1996 | 24.49 | | |
| 4 | MASKALENKO Nikolajs | LAT | 11 FEB 1993 | 24.43 | | |
| 5 | OSWALD Maximilian Ludw | GER | 04 JAN 1994 | 24.44 | | |
| 6 | DIMITRIADIS Stefanos | GRE | 08 SEP 1989 | 24.50 | | |
| 7 | ARIAS GONZALEZ David | COL | 23 AUG 1995 | 24.50 | | |
| 8 | GUTIERREZ FENG Long Yuan Migue | MEX | 23 FEB 1995 | 24.58 | | |



START LIST

出場名單

| | Record | Name | NUSF Code | Location | Date |
|----|--------|---------------|-----------|----------------|-------------|
| WR | 22.43 | MUNOZ RAFAEL | ESP | MALAGA (ESP) | 05 APR 2009 |
| UR | 23.09 | DUNFORD JASON | KEN | BELGRADE (SRB) | 05 JUL 2009 |

Heat 7 of 10

| Lane | Name | NUSF Code | Date of Birth | Qualifying Time | Time | Rank |
|------|------------------------|-----------|---------------|-----------------|------|------|
| 1 | HOROMURA Nao | JPN | 31 JAN 1999 | 24.40 | | |
| 2 | HARTING Zachary Scott | USA | 27 AUG 1997 | 24.36 | | |
| 3 | WADDELL Zane | RSA | 18 MAR 1998 | 24.29 | | |
| 4 | SUBARSKY Sascha Michel | AUT | 28 FEB 1996 | 24.24 | | |
| 5 | IGA CESAR Jorge Andres | MEX | 12 JAN 1997 | 24.29 | | |
| 6 | BROWN Nicholas Morris | AUS | 08 MAR 1996 | 24.34 | | |
| 7 | KUNERT Alexander Rolf | GER | 31 JAN 1996 | 24.36 | | |
| 8 | KOLIOPOULOS Fotios | GRE | 27 AUG 1991 | 24.40 | | |

Heat 8 of 10

| Lane | Name | NUSF Code | Date of Birth | Qualifying Time | Time | Rank |
|------|--------------------------|-----------|---------------|-----------------|------|------|
| 1 | POPRAWA Michal Adam | POL | 02 NOV 1994 | 24.13 | | |
| 2 | SADOVNIKOV Aleksandr | RUS | 21 SEP 1996 | 23.85 | | |
| 3 | MCCARTHY Brayden Noel Do | AUS | 20 DEC 1997 | 23.70 | | |
| 4 | ROSOLEN Guilherme | BRA | 21 APR 1994 | 23.43 | | |
| 5 | CZERNIAK Konrad Lukasz | POL | 11 JUL 1989 | 23.56 | | |
| 6 | LYNCH Justin Joseph | USA | 27 AUG 1996 | 23.77 | | |
| 7 | BJOERK Jesper Lars | SWE | 05 DEC 1993 | 23.99 | | |
| 8 | COETZEE Ryan | RSA | 12 AUG 1995 | 24.24 | | |

Heat 9 of 10

| Lane | Name | NUSF Code | Date of Birth | Qualifying Time | Time | Rank |
|------|---------------------------|-----------|---------------|-----------------|------|------|
| 1 | LIUKKONEN Ari Pekka | FIN | 09 FEB 1989 | 24.02 | | |
| 2 | SCHLESINGER Marcus John | ISR | 16 NOV 1991 | 23.85 | | |
| 3 | NAKAO Shunichi | JPN | 23 NOV 1995 | 23.64 | | |
| 4 | DE SOUZA MARTINS Henrique | BRA | 14 NOV 1991 | 22.98 | | |
| 5 | DODALEU Yahor | BLR | 01 FEB 1993 | 23.49 | | |
| 6 | DUSKINAS Tadas | LTU | 27 APR 1994 | 23.72 | | |
| 7 | BRINES Conor John | IRL | 23 JUL 1995 | 23.93 | | |
| 8 | GYARFAS Bence | HUN | 06 AUG 1993 | 24.18 | | |



START LIST

出場名單

| | Record | Name | NUSF Code | Location | Date |
|-----------|--------|---------------|-----------|----------------|-------------|
| WR | 22.43 | MUNOZ RAFAEL | ESP | MALAGA (ESP) | 05 APR 2009 |
| UR | 23.09 | DUNFORD JASON | KEN | BELGRADE (SRB) | 05 JUL 2009 |

Heat 10 of 10

| Lane | Name | NUSF Code | Date of Birth | Qualifying Time | Time | Rank |
|------|------------------|-----------|---------------|-----------------|------|------|
| 1 | YANG Jungdoo | KOR | 12 AUG 1991 | 24.00 | | |
| 2 | PULAI Bence | HUN | 27 OCT 1991 | 23.79 | | |
| 3 | ZHILKIN Andrey | RUS | 09 MAR 1995 | 23.58 | | |
| 4 | GOVOROV Andrii | UKR | 10 APR 1992 | 22.82 | | |
| 5 | KHLOPTSOV Andrii | UKR | 10 DEC 1998 | 23.48 | | |
| 6 | VERGANI Andrea | ITA | 15 JUN 1997 | 23.70 | | |
| 7 | SEFL Jan | CZE | 10 MAY 1990 | 23.91 | | |
| 8 | RADU Marius | ROU | 18 JUN 1992 | 24.16 | | |

Note:
Consult competition schedule in INFO for heat start times

Legend:
UR Universiade Record **WR** World record



RESULTS

比賽成績

| Record | Name | NUSF Code | Location | Date |
|--------|---------------------|-----------|----------------|-------------|
| WR | 22.43 MUNOZ RAFAEL | ESP | MALAGA (ESP) | 05 APR 2009 |
| UR | 23.09 DUNFORD JASON | KEN | BELGRADE (SRB) | 05 JUL 2009 |

Heat 1 of 10

Event No. 7

| Rank | Lane | Name | NUSF Code | R.T. | Time | Time Behind |
|------|------|----------------------------|-----------|------|-------|-------------|
| 1 | 5 | WEERAMUNI Kalana | SRI | 0.85 | 27.23 | |
| 2 | 4 | GALEA Jeffrey | MLT | 0.66 | 27.86 | 0.63 |
| 3 | 6 | AL HARRASI Nidhal Sulaiman | OMA | 0.70 | 28.59 | 1.36 |
| 4 | 7 | HERATH H. M. Rajitha L | SRI | 0.72 | 28.82 | 1.59 |
| 5 | 2 | SSEGWANYI Daisuke Ronald | UGA | 0.66 | 29.58 | 2.35 |
| 6 | 3 | SACCO LLANO C | PAR | 0.64 | 29.84 | 2.61 |
| 7 | 8 | AL QASMI Aiman Talib Nas | OMA | 0.75 | 30.14 | 2.91 |
| | 1 | NAZARI Ali Asghar | AFG | | DNS | |

Heat 2 of 10

| Rank | Lane | Name | NUSF Code | R.T. | Time | Time Behind |
|------|------|------------------------|-----------|------|-------|-------------|
| 1 | 3 | ORIHUELA GIANOTT C | PAR | 0.64 | 26.14 | |
| 2 | 4 | FELDBERGS Valts | LAT | 0.65 | 26.64 | 0.50 |
| 3 | 5 | SAMMUT Nicholas John | MLT | 0.60 | 26.85 | 0.71 |
| 4 | 2 | BOU DIAB Daniel Samer | LBN | 0.71 | 28.15 | 2.01 |
| 5 | 6 | NAVA MIRANDA E | BOL | 0.61 | 28.93 | 2.79 |
| 6 | 7 | GIRON Roger Dante | PHI | 0.66 | 29.80 | 3.66 |
| | 1 | ALFRED Izon Ebi Johnny | NGR | | DNS | |
| | 8 | OSAMEZU Forsight | NGR | | DNS | |

Heat 3 of 10

| Rank | Lane | Name | NUSF Code | R.T. | Time | Time Behind |
|------|------|------------------------|-----------|------|-------|-------------|
| 1 | 4 | HAMGARI Muhammad | INA | 0.59 | 26.00 | |
| 2 | 2 | ALAMZAH Muhammad | INA | 0.66 | 26.04 | 0.04 |
| 3 | 5 | GALDEM Mahieddine | ALG | 0.63 | 26.21 | 0.21 |
| 4 | 6 | GREENE Gershwin Staffo | BAH | 0.68 | 26.25 | 0.25 |
| 5 | 3 | GOLD Joshua Maurice | EST | 0.73 | 26.31 | 0.31 |
| 6 | 7 | HO Wei Ming | SGP | 0.67 | 26.49 | 0.49 |
| 7 | 1 | TAN Zhe Xian Dion | SGP | 0.58 | 27.07 | 1.07 |
| 8 | 8 | BAGHDADI Mohammad | LBN | 0.71 | 27.21 | 1.21 |

Heat 4 of 10

| Rank | Lane | Name | NUSF Code | R.T. | Time | Time Behind |
|------|------|-----------------------|-----------|------|-------|-------------|
| 1 | 5 | BAMS Laurent Jacobus | NED | 0.63 | 24.81 | |
| 2 | 1 | SIIM Cevin Anders | EST | 0.62 | 24.91 | 0.10 |
| 3 | 7 | NAMIR Daniel | ISR | 0.63 | 24.93 | 0.12 |
| 4 | 3 | MOSER Josef | CZE | 0.75 | 25.10 | 0.29 |
| 5 | 2 | ZHANG Shimeng | CHN | 0.64 | 25.13 | 0.32 |
| 6 | 6 | RAUTALIN Jaakko Tapio | FIN | 0.63 | 25.14 | 0.33 |
| 7 | 4 | JIN Yuli | CHN | 0.69 | 25.20 | 0.39 |
| 8 | 8 | MITSUMASU TOYOFU D | PER | 0.68 | 26.04 | 1.23 |



RESULTS

比賽成績

| | Record | Name | NUSF Code | Location | Date |
|----|--------|---------------|-----------|----------------|-------------|
| WR | 22.43 | MUNOZ RAFAEL | ESP | MALAGA (ESP) | 05 APR 2009 |
| UR | 23.09 | DUNFORD JASON | KEN | BELGRADE (SRB) | 05 JUL 2009 |

Heat 5 of 10

| Rank | Lane | Name | NUSF Code | R.T. | Time | Time Behind |
|------|------|-----------------------|-----------|------|--------------|-------------|
| 1 | 3 | AYAR Kaan Turker | TUR | 0.59 | 24.43 | |
| 2 | 6 | CHU Chen Ping | TPE | 0.65 | 25.02 | 0.59 |
| 3 | 4 | CARINI Giacomo | ITA | 0.63 | 25.06 | 0.63 |
| 4 | 5 | CHANG Kuo Chi | TPE | 0.67 | 25.09 | 0.66 |
| 5 | 8 | DEFERRARI Nicolas | ARG | 0.70 | 25.10 | 0.67 |
| 6 | 2 | LEE Tae Gu | KOR | 0.69 | 25.19 | 0.76 |
| 7 | 7 | HO Tin Long | HKG | 0.62 | 25.67 | 1.24 |
| 8 | 1 | ABINA Mhikcoloe Domin | PHI | 0.72 | 26.60 | 2.17 |

Heat 6 of 10

| Rank | Lane | Name | NUSF Code | R.T. | Time | Time Behind |
|------|------|---------------------------|-----------|------|--------------|-------------|
| 1 | 8 | GUTIERREZ FENG L | MEX | 0.66 | 24.29 | |
| 2 | 5 | OSWALD Maximilian Ludw | GER | 0.74 | 24.60 | 0.31 |
| 3 | 3 | BUSCAGLIA Guido Alejandro | ARG | 0.65 | 24.67 | 0.38 |
| 3 | 2 | BINNEMA Josiah James | CAN | 0.64 | 24.67 | 0.38 |
| 5 | 4 | MASKALENKO Nikolajs | LAT | 0.62 | 24.77 | 0.48 |
| 6 | 6 | DIMITRIADIS Stefanos | GRE | 0.71 | 25.05 | 0.76 |
| 7 | 7 | ARIAS GONZALEZ David | COL | 0.67 | 25.07 | 0.78 |
| 8 | 1 | GURDAL Kemal Arda | TUR | 0.68 | 25.91 | 1.62 |

Heat 7 of 10

| Rank | Lane | Name | NUSF Code | R.T. | Time | Time Behind |
|------|------|------------------------|-----------|------|--------------|-------------|
| 1 | 1 | HOROMURA Nao | JPN | 0.61 | 24.09 | |
| 2 | 3 | WADDELL Zane | RSA | 0.71 | 24.16 | 0.07 |
| 3 | 2 | HARTING Zachary Scott | USA | 0.63 | 24.45 | 0.36 |
| 4 | 5 | IGA CESAR Jorge Andres | MEX | 0.71 | 24.58 | 0.49 |
| 5 | 8 | KOLIOPOULOS Fotios | GRE | 0.68 | 24.77 | 0.68 |
| 6 | 7 | KUNERT Alexander Rolf | GER | 0.63 | 24.89 | 0.80 |
| 7 | 4 | SUBARSKY Sascha Michel | AUT | 0.69 | 24.95 | 0.86 |
| 8 | 6 | BROWN Nicholas Morris | AUS | 0.69 | 25.24 | 1.15 |

Heat 8 of 10

| Rank | Lane | Name | NUSF Code | R.T. | Time | Time Behind |
|------|------|--------------------------|-----------|------|--------------|-------------|
| 1 | 4 | ROSOLEN Guilherme | BRA | 0.65 | 23.76 | |
| 2 | 2 | SADOVNIKOV Aleksandr | RUS | 0.66 | 23.79 | 0.03 |
| 3 | 5 | CZERNIAK Konrad Lukasz | POL | 0.68 | 23.97 | 0.21 |
| 4 | 3 | MCCARTHY Brayden Noel Do | AUS | 0.62 | 24.08 | 0.32 |
| 5 | 6 | LYNCH Justin Joseph | USA | 0.66 | 24.25 | 0.49 |
| 6 | 8 | COETZEE Ryan | RSA | 0.64 | 24.29 | 0.53 |
| 7 | 7 | BJOERK Jesper Lars | SWE | 0.65 | 24.42 | 0.66 |
| 8 | 1 | POPRAWA Michal Adam | POL | 0.68 | 24.50 | 0.74 |



RESULTS

比賽成績

| | Record | Name | NUSF Code | Location | Date |
|-----------|--------|---------------|-----------|----------------|-------------|
| WR | 22.43 | MUNOZ RAFAEL | ESP | MALAGA (ESP) | 05 APR 2009 |
| UR | 23.09 | DUNFORD JASON | KEN | BELGRADE (SRB) | 05 JUL 2009 |

Heat 9 of 10

| Rank | Lane | Name | NUSF Code | R.T. | Time | Time Behind |
|------|------|---------------------------|-----------|------|--------------|-------------|
| 1 | 3 | NAKAO Shunichi | JPN | 0.67 | 23.74 | |
| 2 | 4 | DE SOUZA MARTINS Henrique | BRA | 0.57 | 23.79 | 0.05 |
| 3 | 5 | DODALEU Yahor | BLR | 0.64 | 23.96 | 0.22 |
| 4 | 2 | SCHLESINGER Marcus John | ISR | 0.67 | 24.05 | 0.31 |
| 5 | 7 | BRINES Conor John | IRL | 0.61 | 24.26 | 0.52 |
| 6 | 1 | LIUKKONEN Ari Pekka | FIN | 0.65 | 24.37 | 0.63 |
| 6 | 6 | DUSKINAS Tadas | LTU | 0.63 | 24.37 | 0.63 |
| 8 | 8 | GYARFAS Bence | HUN | 0.66 | 24.41 | 0.67 |

Heat 10 of 10

| Rank | Lane | Name | NUSF Code | R.T. | Time | Time Behind |
|------|------|------------------|-----------|------|--------------|-------------|
| 1 | 4 | GOVOROV Andrii | UKR | 0.61 | 23.52 | |
| 2 | 3 | ZHILKIN Andrey | RUS | 0.70 | 23.86 | 0.34 |
| 3 | 5 | KHLOPTSOV Andrii | UKR | 0.61 | 23.87 | 0.35 |
| 4 | 6 | VERGANI Andrea | ITA | 0.62 | 24.21 | 0.69 |
| 5 | 7 | SEFL Jan | CZE | 0.67 | 24.26 | 0.74 |
| 6 | 2 | PULAI Bence | HUN | 0.69 | 24.31 | 0.79 |
| 7 | 1 | YANG Jungdoo | KOR | 0.66 | 24.39 | 0.87 |
| 8 | 8 | RADU Marius | ROU | 0.70 | 24.47 | 0.95 |

Swim-off 1

| Rank | Lane | Name | NUSF Code | R.T. | Time | Time Behind |
|------|------|-------------------|-----------|------|--------------|-------------|
| 1 | 5 | BRINES Conor John | IRL | 0.61 | 24.07 | |
| 2 | 4 | SEFL Jan | CZE | 0.69 | 24.17 | 0.10 |

| | | | | |
|----------------|--------------------------|---------------------------|------------------------------|------------------------|
| Legend: | DNS Did not start | R.T. Reaction time | UR Universiade Record | WR World record |
|----------------|--------------------------|---------------------------|------------------------------|------------------------|



RESULTS SUMMARY

成績總表

| | Record | Name | NUSF Code | Location | Date |
|----|--------|---------------|-----------|----------------|-------------|
| WR | 22.43 | MUNOZ RAFAEL | ESP | MALAGA (ESP) | 05 APR 2009 |
| UR | 23.09 | DUNFORD JASON | KEN | BELGRADE (SRB) | 05 JUL 2009 |

| Heats | | | | | | | Event No. | 7 |
|-------|------|------|---------------------------|-----------|------|-------|-------------|---|
| Rank | Heat | Lane | Name | NUSF Code | R.T. | Time | Time Behind | |
| 1 | 10 | 4 | GOVOROV Andrii | UKR | 0.61 | 23.52 | Q | |
| 2 | 9 | 3 | NAKAO Shunichi | JPN | 0.67 | 23.74 | 0.22 Q | |
| 3 | 8 | 4 | ROSOLEN Guilherme | BRA | 0.65 | 23.76 | 0.24 Q | |
| 4 | 8 | 2 | SADOVNIKOV Aleksandr | RUS | 0.66 | 23.79 | 0.27 Q | |
| 4 | 9 | 4 | DE SOUZA MARTINS Henrique | BRA | 0.57 | 23.79 | 0.27 Q | |
| 6 | 10 | 3 | ZHILKIN Andrey | RUS | 0.70 | 23.86 | 0.34 Q | |
| 7 | 10 | 5 | KHLOPTSOV Andrii | UKR | 0.61 | 23.87 | 0.35 Q | |
| 8 | 9 | 5 | DODALEU Yahor | BLR | 0.64 | 23.96 | 0.44 Q | |
| 9 | 8 | 5 | CZERNIAK Konrad Lukasz | POL | 0.68 | 23.97 | 0.45 Q | |
| 10 | 9 | 2 | SCHLESINGER Marcus John | ISR | 0.67 | 24.05 | 0.53 Q | |
| 11 | 8 | 3 | MCCARTHY Brayden Noel Do | AUS | 0.62 | 24.08 | 0.56 Q | |
| 12 | 7 | 1 | HOROMURA Nao | JPN | 0.61 | 24.09 | 0.57 Q | |
| 13 | 7 | 3 | WADDELL Zane | RSA | 0.71 | 24.16 | 0.64 Q | |
| 14 | 10 | 6 | VERGANI Andrea | ITA | 0.62 | 24.21 | 0.69 Q | |
| 15 | 8 | 6 | LYNCH Justin Joseph | USA | 0.66 | 24.25 | 0.73 Q | |
| 16 | 9 | 7 | BRINES Conor John | IRL | 0.61 | 24.26 | 0.74 Q | |
| 16 | 10 | 7 | SEFL Jan | CZE | 0.67 | 24.26 | 0.74 | |
| 18 | 6 | 8 | GUTIERREZ FENG L | MEX | 0.66 | 24.29 | 0.77 | |
| 18 | 8 | 8 | COETZEE Ryan | RSA | 0.64 | 24.29 | 0.77 | |
| 20 | 10 | 2 | PULAI Bence | HUN | 0.69 | 24.31 | 0.79 | |
| 21 | 9 | 1 | LIUKKONEN Ari Pekka | FIN | 0.65 | 24.37 | 0.85 | |
| 21 | 9 | 6 | DUSKINAS Tadas | LTU | 0.63 | 24.37 | 0.85 | |
| 23 | 10 | 1 | YANG Jungdoo | KOR | 0.66 | 24.39 | 0.87 | |
| 24 | 9 | 8 | GYARFAS Bence | HUN | 0.66 | 24.41 | 0.89 | |
| 25 | 8 | 7 | BJOERK Jesper Lars | SWE | 0.65 | 24.42 | 0.90 | |
| 26 | 5 | 3 | AYAR Kaan Turker | TUR | 0.59 | 24.43 | 0.91 | |
| 27 | 7 | 2 | HARTING Zachary Scott | USA | 0.63 | 24.45 | 0.93 | |
| 28 | 10 | 8 | RADU Marius | ROU | 0.70 | 24.47 | 0.95 | |
| 29 | 8 | 1 | POPRAWA Michal Adam | POL | 0.68 | 24.50 | 0.98 | |
| 30 | 7 | 5 | IGA CESAR Jorge Andres | MEX | 0.71 | 24.58 | 1.06 | |
| 31 | 6 | 5 | OSWALD Maximilian Ludw | GER | 0.74 | 24.60 | 1.08 | |
| 32 | 6 | 3 | BUSCAGLIA Guido Alejandro | ARG | 0.65 | 24.67 | 1.15 | |
| 32 | 6 | 2 | BINNEMA Josiah James | CAN | 0.64 | 24.67 | 1.15 | |
| 34 | 7 | 8 | KOLIOPOULOS Fotios | GRE | 0.68 | 24.77 | 1.25 | |
| 34 | 6 | 4 | MASKALENKO Nikolajs | LAT | 0.62 | 24.77 | 1.25 | |
| 36 | 4 | 5 | BAMS Laurent Jacobus | NED | 0.63 | 24.81 | 1.29 | |
| 37 | 7 | 7 | KUNERT Alexander Rolf | GER | 0.63 | 24.89 | 1.37 | |
| 38 | 4 | 1 | SIIM Cevin Anders | EST | 0.62 | 24.91 | 1.39 | |
| 39 | 4 | 7 | NAMIR Daniel | ISR | 0.63 | 24.93 | 1.41 | |
| 40 | 7 | 4 | SUBARSKY Sascha Michel | AUT | 0.69 | 24.95 | 1.43 | |
| 41 | 5 | 6 | CHU Chen Ping | TPE | 0.65 | 25.02 | 1.50 | |
| 42 | 6 | 6 | DIMITRIADIS Stefanos | GRE | 0.71 | 25.05 | 1.53 | |
| 43 | 5 | 4 | CARINI Giacomo | ITA | 0.63 | 25.06 | 1.54 | |
| 44 | 6 | 7 | ARIAS GONZALEZ David | COL | 0.67 | 25.07 | 1.55 | |
| 45 | 5 | 5 | CHANG Kuo Chi | TPE | 0.67 | 25.09 | 1.57 | |
| 46 | 4 | 3 | MOSER Josef | CZE | 0.75 | 25.10 | 1.58 | |
| 46 | 5 | 8 | DEFERRARI Nicolas | ARG | 0.70 | 25.10 | 1.58 | |
| 48 | 4 | 2 | ZHANG Shimeng | CHN | 0.64 | 25.13 | 1.61 | |
| 49 | 4 | 6 | RAUTALIN Jaakko Tapio | FIN | 0.63 | 25.14 | 1.62 | |
| 50 | 5 | 2 | LEE Tae Gu | KOR | 0.69 | 25.19 | 1.67 | |
| 51 | 4 | 4 | JIN Yuli | CHN | 0.69 | 25.20 | 1.68 | |



RESULTS SUMMARY

成績總表

| | Record | Name | NUSF Code | Location | Date |
|----|--------|---------------|-----------|----------------|-------------|
| WR | 22.43 | MUNOZ RAFAEL | ESP | MALAGA (ESP) | 05 APR 2009 |
| UR | 23.09 | DUNFORD JASON | KEN | BELGRADE (SRB) | 05 JUL 2009 |

Heats

| Rank | Heat | Lane | Name | NUSF Code | R.T. | Time | Time Behind |
|------|------|------|----------------------------|-----------|------|-------|-------------|
| 52 | 7 | 6 | BROWN Nicholas Morris | AUS | 0.69 | 25.24 | 1.72 |
| 53 | 5 | 7 | HO Tin Long | HKG | 0.62 | 25.67 | 2.15 |
| 54 | 6 | 1 | GURDAL Kemal Arda | TUR | 0.68 | 25.91 | 2.39 |
| 55 | 3 | 4 | HAMGARI Muhammad | INA | 0.59 | 26.00 | 2.48 |
| 56 | 3 | 2 | ALAMZAH Muhammad | INA | 0.66 | 26.04 | 2.52 |
| 56 | 4 | 8 | MITSUMASU TOYOFU D | PER | 0.68 | 26.04 | 2.52 |
| 58 | 2 | 3 | ORIHUELA GIANOTT C | PAR | 0.64 | 26.14 | 2.62 |
| 59 | 3 | 5 | GALDEM Mahieddine | ALG | 0.63 | 26.21 | 2.69 |
| 60 | 3 | 6 | GREENE Gershwin Staffo | BAH | 0.68 | 26.25 | 2.73 |
| 61 | 3 | 3 | GOLD Joshua Maurice | EST | 0.73 | 26.31 | 2.79 |
| 62 | 3 | 7 | HO Wei Ming | SGP | 0.67 | 26.49 | 2.97 |
| 63 | 5 | 1 | ABINA Mhikcoloe Domin | PHI | 0.72 | 26.60 | 3.08 |
| 64 | 2 | 4 | FELDBERGS Valts | LAT | 0.65 | 26.64 | 3.12 |
| 65 | 2 | 5 | SAMMUT Nicholas John | MLT | 0.60 | 26.85 | 3.33 |
| 66 | 3 | 1 | TAN Zhe Xian Dion | SGP | 0.58 | 27.07 | 3.55 |
| 67 | 3 | 8 | BAGHDADI Mohammad | LBN | 0.71 | 27.21 | 3.69 |
| 68 | 1 | 5 | WEERAMUNI Kalana | SRI | 0.85 | 27.23 | 3.71 |
| 69 | 1 | 4 | GALEA Jeffrey | MLT | 0.66 | 27.86 | 4.34 |
| 70 | 2 | 2 | BOU DIAB Daniel Samer | LBN | 0.71 | 28.15 | 4.63 |
| 71 | 1 | 6 | AL HARRASI Nidhal Sulaiman | OMA | 0.70 | 28.59 | 5.07 |
| 72 | 1 | 7 | HERATH H. M. Rajitha L | SRI | 0.72 | 28.82 | 5.30 |
| 73 | 2 | 6 | NAVA MIRANDA E | BOL | 0.61 | 28.93 | 5.41 |
| 74 | 1 | 2 | SSEGWANYI Daisuke Ronald | UGA | 0.66 | 29.58 | 6.06 |
| 75 | 2 | 7 | GIRON Roger Dante | PHI | 0.66 | 29.80 | 6.28 |
| 76 | 1 | 3 | SACCO LLANO C | PAR | 0.64 | 29.84 | 6.32 |
| 77 | 1 | 8 | AL QASMI Aiman Talib Nas | OMA | 0.75 | 30.14 | 6.62 |
| | 1 | 1 | NAZARI Ali Asghar | AFG | | DNS | |
| | 2 | 1 | ALFRED Izon Ebi Johnny | NGR | | DNS | |
| | 2 | 8 | OSAMEZU Forsight | NGR | | DNS | |

| | | | | | | | |
|---------|------------------|------|---------------|----|--------------------|----|--------------|
| Legend: | Classified Final | R.T. | Reaction time | UR | Universiade Record | WR | World record |
|---------|------------------|------|---------------|----|--------------------|----|--------------|



START LIST

出場名單

| | Record | Name | NUSF Code | Location | Date |
|-----------|--------|---------------|-----------|----------------|-------------|
| WR | 22.43 | MUNOZ RAFAEL | ESP | MALAGA (ESP) | 05 APR 2009 |
| UR | 23.09 | DUNFORD JASON | KEN | BELGRADE (SRB) | 05 JUL 2009 |

Semifinal 1 of 2

Event No. 7

| Lane | Name | NUSF Code | Date of Birth | Qualifying Time | Time | Rank |
|------|-------------------------|-----------|---------------|-----------------|------|------|
| 1 | VERGANI Andrea | ITA | 15 JUN 1997 | 24.21 | | |
| 2 | SCHLESINGER Marcus John | ISR | 16 NOV 1991 | 24.05 | | |
| 3 | ZHILKIN Andrey | RUS | 09 MAR 1995 | 23.86 | | |
| 4 | NAKAO Shunichi | JPN | 23 NOV 1995 | 23.74 | | |
| 5 | SADOVNIKOV Aleksandr | RUS | 21 SEP 1996 | 23.79 | | |
| 6 | DODALEU Yahor | BLR | 01 FEB 1993 | 23.96 | | |
| 7 | HOROMURA Nao | JPN | 31 JAN 1999 | 24.09 | | |
| 8 | SEFL Jan | CZE | 10 MAY 1990 | | | |

Semifinal 2 of 2

| Lane | Name | NUSF Code | Date of Birth | Qualifying Time | Time | Rank |
|------|---------------------------|-----------|---------------|-----------------|------|------|
| 1 | WADDELL Zane | RSA | 18 MAR 1998 | 24.16 | | |
| 2 | CZERNIAK Konrad Lukasz | POL | 11 JUL 1989 | 23.97 | | |
| 3 | DE SOUZA MARTINS Henrique | BRA | 14 NOV 1991 | 23.79 | | |
| 4 | GOVOROV Andrii | UKR | 10 APR 1992 | 23.52 | | |
| 5 | ROSOLEN Guilherme | BRA | 21 APR 1994 | | | |
| 6 | KHLOPTSOV Andrii | UKR | 10 DEC 1998 | 23.87 | | |
| 7 | MCCARTHY Brayden Noel Do | AUS | 20 DEC 1997 | 24.08 | | |
| 8 | BRINES Conor John | IRL | 23 JUL 1995 | 24.26 | | |

Reserves

| Name | NUSF Code | Date of Birth | Qualifying Time | Time | Rank |
|--------------------------------|-----------|---------------|-----------------|------|------|
| COETZEE Ryan | RSA | 12 AUG 1995 | 24.29 | | |
| GUTIERREZ FENG Long Yuan Migue | MEX | 23 FEB 1995 | 24.29 | | |

Note:

Consult competition schedule in INFO for heat start times

Legend:

UR Universiade Record **WR** World record



RESULTS

比賽成績

| | Record | Name | NUSF Code | Location | Date |
|-----------|--------|---------------|-----------|----------------|-------------|
| WR | 22.43 | MUNOZ RAFAEL | ESP | MALAGA (ESP) | 05 APR 2009 |
| UR | 23.09 | DUNFORD JASON | KEN | BELGRADE (SRB) | 05 JUL 2009 |

Semifinal 1

Event No. 7

| Rank | Lane | Name | NUSF Code | R.T. | Time | Time Behind |
|------|------|-------------------------|-----------|------|--------------|-------------|
| 1 | 3 | ZHILKIN Andrey | RUS | 0.68 | 23.45 | |
| 2 | 4 | NAKAO Shunichi | JPN | 0.66 | 23.57 | 0.12 |
| 3 | 5 | SADOVNIKOV Aleksandr | RUS | 0.65 | 23.71 | 0.26 |
| 4 | 2 | SCHLESINGER Marcus John | ISR | 0.62 | 23.72 | 0.27 |
| 5 | 8 | SEFL Jan | CZE | 0.68 | 23.79 | 0.34 |
| 6 | 7 | HOROMURA Nao | JPN | 0.62 | 24.19 | 0.74 |
| 7 | 1 | VERGANI Andrea | ITA | 0.65 | 24.20 | 0.75 |
| | 6 | DODALEU Yahor | BLR | | DNS | |

Semifinal 2

| Rank | Lane | Name | NUSF Code | R.T. | Time | Time Behind |
|------|------|---------------------------|-----------|------|--------------|-------------|
| 1 | 4 | GOVOROV Andrii | UKR | 0.62 | 23.17 | |
| 2 | 6 | KHLOPTSOV Andrii | UKR | 0.62 | 23.60 | 0.43 |
| 3 | 3 | DE SOUZA MARTINS Henrique | BRA | 0.60 | 23.61 | 0.44 |
| 4 | 2 | CZERNIAK Konrad Lukasz | POL | 0.71 | 23.76 | 0.59 |
| 5 | 5 | ROSOLEN Guilherme | BRA | 0.65 | 23.92 | 0.75 |
| 6 | 7 | MCCARTHY Brayden Noel Do | AUS | 0.62 | 24.02 | 0.85 |
| 7 | 8 | BRINES Conor John | IRL | 0.60 | 24.10 | 0.93 |
| 8 | 1 | WADDELL Zane | RSA | 0.70 | 24.48 | 1.31 |

| | | | | |
|----------------|--------------------------|---------------------------|------------------------------|------------------------|
| Legend: | DNS Did not start | R.T. Reaction time | UR Universiade Record | WR World record |
|----------------|--------------------------|---------------------------|------------------------------|------------------------|



RESULTS SUMMARY

成績總表

| | Record | Name | NUSF Code | Location | Date |
|-----------|--------|---------------|-----------|----------------|-------------|
| WR | 22.43 | MUNOZ RAFAEL | ESP | MALAGA (ESP) | 05 APR 2009 |
| UR | 23.09 | DUNFORD JASON | KEN | BELGRADE (SRB) | 05 JUL 2009 |

| Semifinals | | | | | | | Event No. | 7 |
|------------|------|------|---------------------------|-----------|------|-------|-------------|---|
| Rank | Heat | Lane | Name | NUSF Code | R.T. | Time | Time Behind | |
| 1 | 2 | 4 | GOVOROV Andrii | UKR | 0.62 | 23.17 | Q | |
| 2 | 1 | 3 | ZHILKIN Andrey | RUS | 0.68 | 23.45 | 0.28 Q | |
| 3 | 1 | 4 | NAKAO Shunichi | JPN | 0.66 | 23.57 | 0.40 Q | |
| 4 | 2 | 6 | KHLOPTSOV Andrii | UKR | 0.62 | 23.60 | 0.43 Q | |
| 5 | 2 | 3 | DE SOUZA MARTINS Henrique | BRA | 0.60 | 23.61 | 0.44 Q | |
| 6 | 1 | 5 | SADOVNIKOV Aleksandr | RUS | 0.65 | 23.71 | 0.54 Q | |
| 7 | 1 | 2 | SCHLESINGER Marcus John | ISR | 0.62 | 23.72 | 0.55 Q | |
| 8 | 2 | 2 | CZERNIAK Konrad Lukasz | POL | 0.71 | 23.76 | 0.59 Q | |
| 9 | 1 | 8 | SEFL Jan | CZE | 0.68 | 23.79 | 0.62 | |
| 10 | 2 | 5 | ROSOLEN Guilherme | BRA | 0.65 | 23.92 | 0.75 | |
| 11 | 2 | 7 | MCCARTHY Brayden Noel Do | AUS | 0.62 | 24.02 | 0.85 | |
| 12 | 2 | 8 | BRINES Conor John | IRL | 0.60 | 24.10 | 0.93 | |
| 13 | 1 | 7 | HOROMURA Nao | JPN | 0.62 | 24.19 | 1.02 | |
| 14 | 1 | 1 | VERGANI Andrea | ITA | 0.65 | 24.20 | 1.03 | |
| 15 | 2 | 1 | WADDELL Zane | RSA | 0.70 | 24.48 | 1.31 | |
| | 1 | 6 | DODALEU Yahor | BLR | | DNS | | |

| Legend: | | | | | | | |
|------------|---------------|----------|------------------|-------------|---------------|-----------|--------------------|
| DNS | Did not start | Q | Classified Final | R.T. | Reaction time | UR | Universiade Record |
| WR | World record | | | | | | |



RESULT BOOK

29TH Summer Universiade Taipei 2017



Swimming

Men's 4x100m Freestyle
Relay





MEDALLISTS RELAY

獎牌得主

| Medal | NUSF | Name |
|--------|--------------------------------|--|
| GOLD | USA - United States of America | ROONEY Maxime Pholien HELD Ryan Joseph RESS Justin Andrew LYNCH Justin Joseph |
| SILVER | ITA - Italy | ZAZZERI Lorenzo VENDRAME Ivano DI GIORGIO Alex MIRESSI Alessandro |
| BRONZE | RUS - Russian Federation | VEKOVISHCHEV Mikhail ARBUZOV Andrey FESIKOV Sergei KOROLEV Nikita |



START LIST

出賽名單

| | Record | NUSF (Relay) | Location | Date |
|-----------|---------|------------------------|---------------|-------------|
| WR | 3:08.24 | USA-UNITED STATES | BEIJING (CHN) | 11 AUG 2008 |
| UR | 3:10.88 | RUS-RUSSIAN FEDERATION | KAZAN (RUS) | 10 JUL 2013 |

Final

Event No. 9

| Lane | NUSF | Name | Date of Birth | Qualifying Time | Time | Rank |
|------|--------------------------------|------------------------------|---------------|-----------------|------|------|
| 1 | IRL - IRELAND | RYAN Shane Patrick | 27 JAN 1994 | 3:19.66 | | |
| | | BAIN Calum James | 27 DEC 1996 | | | |
| | | PRENDERGAST David Martin | 19 JUL 1994 | | | |
| | | SLOAN Jordan Ross | 3 AUG 1993 | | | |
| 2 | POL - POLAND | MAJCHRZAK Kacper Krystian | 22 SEP 1992 | 3:17.83 | | |
| | | SENDYK Pawel | 24 MAY 1997 | | | |
| | | WYSOCZYNSKI Mateusz Marek | 22 MAR 1993 | | | |
| | | CZERNIAK Konrad Lukasz | 11 JUL 1989 | | | |
| 3 | RUS - RUSSIAN FEDERATION | VEKOVISHCHEV Mikhail | 5 AUG 1998 | 3:17.30 | | |
| | | ARBUZOV Andrey | 29 OCT 1989 | | | |
| | | FESIKOV Sergei | 21 JAN 1989 | | | |
| | | KOROLEV Nikita | 24 MAY 1994 | | | |
| 4 | ITA - ITALY | ZAZZERI Lorenzo | 9 AUG 1994 | 3:16.12 | | |
| | | VENDRAME Ivano | 19 MAY 1997 | | | |
| | | DI GIORGIO Alex | 28 JUL 1990 | | | |
| | | MIRESSI Alessandro | 2 OCT 1998 | | | |
| 5 | USA - UNITED STATES of AMERICA | ROONEY Maxime Pholien | 16 APR 1998 | 3:17.08 | | |
| | | HELD Ryan Joseph | 27 JUN 1995 | | | |
| | | RESS Justin Andrew | 3 AUG 1997 | | | |
| | | LYNCH Justin Joseph | 27 AUG 1996 | | | |
| 6 | BRA - BRAZIL | DA SILVA SANTOS Gabriel | 4 MAY 1996 | 3:17.44 | | |
| | | SILVA SPAJARI Pedro Henrique | 18 FEB 1997 | | | |
| | | PALMA ALCOVER Leonardo | 16 AUG 1994 | | | |
| | | DE SOUZA MARTINS Henrique | 14 NOV 1991 | | | |
| 7 | JPN - JAPAN | NAKAMURA Katsumi | 21 FEB 1994 | 3:18.66 | | |
| | | MATSUMOTO Katsuhiro | 28 FEB 1997 | | | |
| | | SAKATA Reo | 1 FEB 1996 | | | |
| | | KOBORI Yuki | 25 NOV 1993 | | | |
| 8 | RSA - SOUTH AFRICA | BROWN Devon Myles Wil | 21 MAY 1992 | 3:19.81 | | |
| | | WADDELL Zane | 18 MAR 1998 | | | |
| | | JIMMIE Clayton Mark Br | 10 JUL 1995 | | | |
| | | COETZEE Ryan | 12 AUG 1995 | | | |

Reserves

| NUSF | Name | Date of Birth | Qualifying Time | Time | Rank |
|----------------------|------|---------------|-----------------|------|------|
| FRA - FRANCE | | | 3:20.76 | | |
| TPE - CHINESE TAIPEI | | | 3:20.84 | | |

Note:
Consult competition schedule in INFO for heat start times

Legend:
UR Universiade Record WR World record



START LIST

出賽名單

| | Record | NUSF (Relay) | Location | Date |
|----|---------|------------------------|---------------|-------------|
| WR | 3:08.24 | USA-UNITED STATES | BEIJING (CHN) | 11 AUG 2008 |
| UR | 3:10.88 | RUS-RUSSIAN FEDERATION | KAZAN (RUS) | 10 JUL 2013 |

Heat 1 of 4

Event No. 9

| Lane | NUSF | Qualifying Time | Time | Rank |
|------|-------------------|-----------------|------|------|
| 1 | ALG - ALGERIA | | | |
| 2 | NGR - NIGERIA | 4:10.21 | | |
| 3 | PAR - PARAGUAY | 3:50.21 | | |
| 4 | LBN - LEBANON | 3:42.60 | | |
| 5 | PHI - PHILIPPINES | 3:50.00 | | |
| 6 | SGP - SINGAPORE | 3:58.36 | | |
| 7 | OMA - OMAN | 4:15.89 | | |
| 8 | CHN - CHINA | | | |

Heat 2 of 4

| Lane | NUSF | Qualifying Time | Time | Rank |
|------|----------------------|-----------------|------|------|
| 1 | MEX - MEXICO | 3:28.50 | | |
| 2 | NZL - NEW ZEALAND | 3:25.97 | | |
| 3 | FIN - FINLAND | 3:24.18 | | |
| 4 | CZE - CZECH REPUBLIC | 3:24.00 | | |
| 5 | EST - ESTONIA | 3:24.13 | | |
| 6 | SUI - SWITZERLAND | 3:24.50 | | |
| 7 | RSA - SOUTH AFRICA | 3:27.05 | | |
| 8 | CHI - CHILE | 3:32.80 | | |

Heat 3 of 4

| Lane | NUSF | Qualifying Time | Time | Rank |
|------|--------------------------|-----------------|------|------|
| 1 | HKG - HONG KONG, CHINA | 3:21.07 | | |
| 2 | IRL - IRELAND | 3:19.89 | | |
| 3 | POL - POLAND | 3:18.00 | | |
| 4 | RUS - RUSSIAN FEDERATION | 3:11.64 | | |
| 5 | ITA - ITALY | 3:14.22 | | |
| 6 | KOR - REPUBLIC of KOREA | 3:18.80 | | |
| 7 | TUR - TURKEY | 3:20.51 | | |
| 8 | AUT - AUSTRIA | 3:23.70 | | |



START LIST

出賽名單

| | Record | NUSF (Relay) | Location | Date |
|-----------|---------|------------------------|---------------|-------------|
| WR | 3:08.24 | USA-UNITED STATES | BEIJING (CHN) | 11 AUG 2008 |
| UR | 3:10.88 | RUS-RUSSIAN FEDERATION | KAZAN (RUS) | 10 JUL 2013 |

Heat 4 of 4

| Lane | NUSF | Qualifying Time | Time | Rank |
|------|--------------------------------|-----------------|------|------|
| 1 | FRA - FRANCE | 3:20.92 | | |
| 2 | SWE - SWEDEN | 3:19.07 | | |
| 3 | BRA - BRAZIL | 3:16.46 | | |
| 4 | USA - UNITED STATES of AMERICA | 3:09.92 | | |
| 5 | JPN - JAPAN | 3:14.17 | | |
| 6 | BLR - BELARUS | 3:18.28 | | |
| 7 | AUS - AUSTRALIA | 3:20.05 | | |
| 8 | TPE - CHINESE TAIPEI | 3:21.18 | | |

Note:
Consult competition schedule in INFO for heat start times

Legend:
UR Universiade Record **WR** World record



RESULTS

比賽成績

| | Record | NUSF (Relay) | Location | Date |
|----|---------|------------------------|---------------|-------------|
| WR | 3:08.24 | USA-UNITED STATES | BEIJING (CHN) | 11 AUG 2008 |
| UR | 3:10.88 | RUS-RUSSIAN FEDERATION | KAZAN (RUS) | 10 JUL 2013 |

Heat 1 of 4

Event No. 9

| Rank | Lane | NUSF Name | R.T. | 50m | 100m | Time | Time Behind |
|------|------|----------------------------|-------|-------|---------|----------------|-------------|
| 1 | 8 | CHN - CHINA | | | | 3:31.10 | |
| | | YANG Xianhe | 0.68 | 24.87 | 52.90 | (1) 52.90 | |
| | | LI Zongwen | 0.53 | 24.74 | 52.81 | (1) 1:45.71 | |
| | | ZHANG Shimeng | 0.54 | 25.20 | 52.61 | (1) 2:38.32 | |
| | | LI Xiaochen | 0.39 | 25.08 | 52.78 | (1) 3:31.10 | |
| 2 | 6 | SGP - SINGAPORE | | | | 3:41.41 | 10.31 |
| | | LIM Fang Yi | 0.62 | 25.51 | 53.63 | (2) 53.63 | |
| | | HO Wei Ming | 0.60 | 26.05 | 54.40 | (2) 1:48.03 | |
| | | LEE Zheng Kai | 0.32 | 26.70 | 56.02 | (2) 2:44.05 | |
| | | TAN Zhe Xian Dion | 0.26 | 27.26 | 57.36 | (2) 3:41.41 | |
| 3 | 4 | LBN - LEBANON | | | | 3:46.20 | 15.10 |
| | | WAKED Maroun | 0.79 | 27.09 | 56.59 | (3) 56.59 | |
| | | BAGHDADI Mohammad | 0.35 | 27.22 | 56.62 | (3) 1:53.21 | |
| | | GHOSN Anthony | 0.57 | 27.94 | 57.55 | (3) 2:50.76 | |
| | | SOUAIBY Anthony | 0.39 | 25.89 | 55.44 | (3) 3:46.20 | |
| 4 | 7 | OMA - OMAN | | | | 3:58.70 | 27.60 |
| | | AL HARRASI Nidhal Sulaiman | 0.70 | 28.08 | 58.15 | (4) 58.15 | |
| | | AL QASMI Naif Munir Ibra | 0.56 | 27.21 | 57.31 | (4) 1:55.46 | |
| | | AL QASMI Aiman Talib Nas | 0.65 | 29.36 | 1:01.26 | (4) 2:56.72 | |
| | | AL BULUSHI Mohamed Sameer | 0.46 | 27.93 | 1:01.98 | (4) 3:58.70 | |
| 5 | | PHI - PHILIPPINES | | | | DSQ | |
| | | ARCEO Ernest Raphael | 0.77 | 31.15 | 1:08.60 | (5) 1:08.60 | |
| | | MAHIWO Namahig Asa | 0.18 | 30.53 | 1:08.76 | (5) 2:17.36 | |
| | | SEVILLA Raymund Joshua | 0.45 | 28.53 | 1:01.81 | (5) 3:19.17 | |
| | | DIMAYUGA Ryan Anthony | -0.04 | | | | |
| 1 | | ALG - ALGERIA | | | | DNS | |
| 2 | | NGR - NIGERIA | | | | DNS | |
| 3 | | PAR - PARAGUAY | | | | DNS | |



RESULTS

比賽成績

| | Record | NUSF (Relay) | Location | Date |
|----|---------|------------------------|---------------|-------------|
| WR | 3:08.24 | USA-UNITED STATES | BEIJING (CHN) | 11 AUG 2008 |
| UR | 3:10.88 | RUS-RUSSIAN FEDERATION | KAZAN (RUS) | 10 JUL 2013 |

Heat 2 of 4

| Rank | Lane | NUSF Name | R.T. | 50m | 100m | Time | Time Behind |
|------|------|--------------------------------|------|-------|-------|----------------|-------------|
| 1 | 7 | RSA - SOUTH AFRICA | | | | 3:19.81 | |
| | | COETZEE Ryan | 0.61 | 24.30 | 50.65 | (2) 50.65 | |
| | | JIMMIE Clayton Mark Br | 0.37 | 24.63 | 50.73 | (2) 1:41.38 | |
| | | WADDELL Zane | 0.29 | 23.18 | 49.47 | (1) 2:30.85 | |
| | | BROWN Devon Myles Wil | 0.26 | 23.36 | 48.96 | (1) 3:19.81 | |
| 2 | 1 | MEX - MEXICO | | | | 3:22.31 | 2.50 |
| | | IGA CESAR Jorge Andres | 0.70 | 24.18 | 50.00 | (1) 50.00 | |
| | | GONZALEZ MEDINA Mateo | 0.23 | 23.93 | 50.84 | (1) 1:40.84 | |
| | | SONG AN Andy Xianyang | 0.33 | 24.31 | 51.62 | (2) 2:32.46 | |
| | | GUTIERREZ FENG L | 0.24 | 23.40 | 49.85 | (2) 3:22.31 | |
| 3 | 2 | NZL - NEW ZEALAND | | | | 3:25.76 | 5.95 |
| | | WEIR Julian Andrew | 0.71 | 24.34 | 51.04 | (3) 51.04 | |
| | | MAIN Bayley Heath Pe | 0.41 | 24.45 | 51.55 | (3) 1:42.59 | |
| | | COETZEE Corneille Gerha | 0.28 | 24.98 | 51.85 | (4) 2:34.44 | |
| | | HUTCHINS Matthew Taylor | 0.28 | 24.27 | 51.32 | (3) 3:25.76 | |
| 4 | 6 | SUI - SWITZERLAND | | | | 3:27.87 | 8.06 |
| | | MOZZINI VELLEN Andrea Vittorin | 0.70 | 24.64 | 51.07 | (4) 51.07 | |
| | | SIDLER Christian | 0.18 | 24.69 | 52.29 | (4) 1:43.36 | |
| | | LIESS Thomas | 0.36 | 24.16 | 51.06 | (3) 2:34.42 | |
| | | BOVEY Jolann | 0.33 | 25.25 | 53.45 | (4) 3:27.87 | |
| 5 | 5 | EST - ESTONIA | | | | 3:30.29 | 10.48 |
| | | SIIM Cevin Anders | 0.62 | 24.81 | 51.52 | (5) 51.52 | |
| | | PAAVO Sander | 0.23 | 25.37 | 53.87 | (5) 1:45.39 | |
| | | GUSSEV Andrei | 0.03 | 24.84 | 52.40 | (5) 2:37.79 | |
| | | UETT Hendrik | 0.52 | 25.19 | 52.50 | (5) 3:30.29 | |
| 6 | 8 | CHI - CHILE | | | | 3:40.24 | 20.43 |
| | | PINTO MATTA Matias Antonio | 0.73 | 26.18 | 53.94 | (6) 53.94 | |
| | | GALVEZ ENGELS Jose Tomas | 0.06 | 26.79 | 56.57 | (6) 1:50.51 | |
| | | QUIROZ UTEAU Felipe Martin | 0.42 | 27.09 | 56.21 | (6) 2:46.72 | |
| | | VARAS SOLER Carlos Andres | 0.33 | 25.74 | 53.52 | (6) 3:40.24 | |
| 3 | | FIN - FINLAND | | | | DNS | |
| 4 | | CZE - CZECH REPUBLIC | | | | DNS | |



RESULTS

比賽成績

| | Record | NUSF (Relay) | Location | Date |
|----|---------|------------------------|---------------|-------------|
| WR | 3:08.24 | USA-UNITED STATES | BEIJING (CHN) | 11 AUG 2008 |
| UR | 3:10.88 | RUS-RUSSIAN FEDERATION | KAZAN (RUS) | 10 JUL 2013 |

Heat 3 of 4

| Rank | Lane | NUSF Name | R.T. | 50m | 100m | Time | Time Behind |
|------|------|---------------------------------|------|-------|-------|----------------|-------------|
| 1 | 5 | ITA - ITALY | | | | 3:16.12 | |
| | | ZAZZERI Lorenzo | 0.59 | 23.49 | 49.15 | (1) 49.15 | |
| | | VENDRAME Ivano | 0.17 | 23.23 | 49.00 | (1) 1:38.15 | |
| | | DI GIORGIO Alex | 0.25 | 23.65 | 49.38 | (1) 2:27.53 | |
| | | MIRESSI Alessandro | 0.33 | 23.28 | 48.59 | (1) 3:16.12 | |
| 2 | 4 | RUS - RUSSIAN FEDERATION | | | | 3:17.30 | 1.18 |
| | | KOROLEV Nikita | 0.66 | 23.98 | 49.63 | (3) 49.63 | |
| | | FESIKOV Sergei | 0.00 | 22.76 | 48.58 | (2) 1:38.21 | |
| | | BRIANSKII Aleksei | 0.21 | 23.22 | 49.74 | (2) 2:27.95 | |
| | | ARBUZOV Andrey | 0.11 | 23.37 | 49.35 | (2) 3:17.30 | |
| 3 | 3 | POL - POLAND | | | | 3:17.83 | 1.71 |
| | | SENDYK Pawel | 0.70 | 23.80 | 50.21 | (5) 50.21 | |
| | | BUGDOL Rafal Jozef | 0.15 | 23.57 | 50.05 | (4) 1:40.26 | |
| | | WYSOCZYNSKI Mateusz Marek | 0.30 | 23.14 | 49.24 | (4) 2:29.50 | |
| | | MAJCHRZAK Kacper Krystian | 0.28 | 23.08 | 48.33 | (3) 3:17.83 | |
| 4 | 2 | IRL - IRELAND | | | | 3:19.66 | 3.54 |
| | | SLOAN Jordan Ross | 0.73 | 24.09 | 50.07 | (4) 50.07 | |
| | | RYAN Shane Patrick | 0.46 | 23.20 | 49.03 | (3) 1:39.10 | |
| | | BAIN Calum James | 0.30 | 23.47 | 49.97 | (3) 2:29.07 | |
| | | COULTER Curtis Michael | 0.01 | 24.35 | 50.59 | (4) 3:19.66 | |
| 5 | 1 | HKG - HONG KONG, CHINA | | | | 3:22.16 | 6.04 |
| | | TO Kenneth King Him | 0.65 | 23.23 | 49.41 | (2) 49.41 | |
| | | NG Chun Nam Derick | 0.28 | 24.12 | 50.94 | (5) 1:40.35 | |
| | | CHEUNG Kin Tat Kent | 0.26 | 24.41 | 51.41 | (5) 2:31.76 | |
| | | WONG Chen Ho Jeremy | 0.14 | 23.77 | 50.40 | (5) 3:22.16 | |
| 6 | 7 | TUR - TURKEY | | | | 3:25.26 | 9.14 |
| | | ACIMIS Yalim | 0.66 | 24.69 | 51.40 | (8) 51.40 | |
| | | CELIK Doga | 0.09 | 24.41 | 51.29 | (7) 1:42.69 | |
| | | GURDAL Kemal Arda | 0.34 | 25.07 | 51.59 | (7) 2:34.28 | |
| | | AYAR Kaan Turker | 0.41 | 24.27 | 50.98 | (6) 3:25.26 | |
| 7 | 8 | AUT - AUSTRIA | | | | 3:28.06 | 11.94 |
| | | REITSHAMMER Bernhard | 0.70 | 24.33 | 51.02 | (6) 51.02 | |
| | | KNABL Alexander | 0.35 | 24.30 | 50.73 | (6) 1:41.75 | |
| | | SUBARSKY Sascha Michel | 0.03 | 24.61 | 52.47 | (6) 2:34.22 | |
| | | DIETRICH Johannes | 0.29 | 25.33 | 53.84 | (7) 3:28.06 | |
| 8 | 6 | KOR - REPUBLIC of KOREA | | | | 3:29.08 | 12.96 |
| | | KIM Jaewoo | 0.68 | 24.98 | 51.10 | (7) 51.10 | |
| | | YANG Jungdoo | 0.26 | 25.21 | 53.73 | (8) 1:44.83 | |
| | | LEE Tae Gu | 0.48 | 25.49 | 53.08 | (8) 2:37.91 | |
| | | HEO Wonseo | 0.30 | 24.53 | 51.17 | (8) 3:29.08 | |



RESULTS

比賽成績

| | Record | NUSF (Relay) | Location | Date |
|----|---------|------------------------|---------------|-------------|
| WR | 3:08.24 | USA-UNITED STATES | BEIJING (CHN) | 11 AUG 2008 |
| UR | 3:10.88 | RUS-RUSSIAN FEDERATION | KAZAN (RUS) | 10 JUL 2013 |

Heat 4 of 4

| Rank | Lane | NUSF Name | R.T. | 50m | 100m | Time | Time Behind |
|------|------|---------------------------------------|------|-------|-------|----------------|-------------|
| 1 | 4 | USA - UNITED STATES of AMERICA | | | | 3:17.08 | |
| | | ROONEY Maxime Pholien | 0.65 | 23.55 | 49.03 | (1) 49.03 | |
| | | LYNCH Justin Joseph | 0.32 | 23.19 | 48.79 | (1) 1:37.82 | |
| | | HARTING Zachary Scott | 0.28 | 23.79 | 49.68 | (1) 2:27.50 | |
| | | DALE Taylor Lee | 0.36 | 23.92 | 49.58 | (1) 3:17.08 | |
| 2 | 3 | BRA - BRAZIL | | | | 3:17.44 | 0.36 |
| | | DA SILVA SANTOS Gabriel | 0.62 | 23.72 | 49.63 | (3) 49.63 | |
| | | PALMA ALCOVER Leonardo | 0.23 | 22.91 | 49.47 | (2) 1:39.10 | |
| | | DE SOUZA MARTINS Henrique | 0.12 | 24.15 | 50.14 | (3) 2:29.24 | |
| | | SILVA SPAJARI Pedro Henrique | 0.18 | 22.69 | 48.20 | (2) 3:17.44 | |
| 3 | 5 | JPN - JAPAN | | | | 3:18.66 | 1.58 |
| | | SAKATA Reo | 0.67 | 23.81 | 49.60 | (2) 49.60 | |
| | | KOBORI Yuki | 0.24 | 24.00 | 49.79 | (3) 1:39.39 | |
| | | NAKAMURA Katsumi | 0.38 | 23.26 | 49.42 | (2) 2:28.81 | |
| | | MATSUMOTO Katsuhiko | 0.21 | 23.87 | 49.85 | (3) 3:18.66 | |
| 4 | 1 | FRA - FRANCE | | | | 3:20.76 | 3.68 |
| | | PIJULET Paul, Samuel, J | 0.65 | 24.32 | 51.23 | (8) 51.23 | |
| | | DERACHE Alexandre | 0.16 | 23.02 | 49.28 | (7) 1:40.51 | |
| | | REGENT Vince, Loic, El | 0.40 | 24.51 | 50.78 | (5) 2:31.29 | |
| | | BOURELLY Lorys, Yann, Gerb | 0.22 | 23.37 | 49.47 | (4) 3:20.76 | |
| 5 | 8 | TPE - CHINESE TAIPEI | | | | 3:20.84 | 3.76 |
| | | LIN Chien Liang | 0.65 | 23.93 | 50.28 | (5) 50.28 | |
| | | AN Ting Yao | 0.28 | 24.19 | 49.96 | (4) 1:40.24 | |
| | | HUANG Yen Hsin | 0.35 | 23.90 | 50.22 | (4) 2:30.46 | |
| | | WANG Yu Lian | 0.50 | 24.04 | 50.38 | (5) 3:20.84 | |
| 6 | 2 | SWE - SWEDEN | | | | 3:22.37 | 5.29 |
| | | ELIASSON Karl Isak Valde | 0.72 | 23.85 | 50.10 | (4) 50.10 | |
| | | PETTERSSON Axel Lennart Vi | 0.22 | 23.74 | 50.35 | (6) 1:40.45 | |
| | | HOLMSTROEM Karl Jonas | 0.20 | 24.12 | 51.22 | (6) 2:31.67 | |
| | | PAULSSON Adam Lennart | 0.14 | 23.96 | 50.70 | (6) 3:22.37 | |
| 7 | 6 | BLR - BELARUS | | | | 3:23.07 | 5.99 |
| | | KRASOCHKA Viktor | 0.67 | 24.33 | 50.46 | (7) 50.46 | |
| | | LATKIN Anton | 0.19 | 24.00 | 50.60 | (8) 1:41.06 | |
| | | STASELOVICH Viktor | 0.24 | 24.26 | 51.74 | (8) 2:32.80 | |
| | | SHYMANOVICH Ilya | 0.13 | 24.05 | 50.27 | (7) 3:23.07 | |
| 8 | 7 | AUS - AUSTRALIA | | | | 3:23.40 | 6.32 |
| | | STOCKWELL William Thomas | 0.66 | 24.10 | 50.45 | (6) 50.45 | |
| | | MCCARTHY Brayden Noel Do | 0.13 | 23.25 | 49.82 | (5) 1:40.27 | |
| | | MILLIGAN Alex Stewart Da | 0.26 | 24.42 | 51.47 | (7) 2:31.74 | |
| | | BROWN Nicholas Morris | 0.20 | 24.74 | 51.66 | (8) 3:23.40 | |

Legend:

| | | | | | | | |
|-----|---------------|-----|--------------|------|---------------|----|--------------------|
| DNS | Did not start | DSQ | Disqualified | R.T. | Reaction time | UR | Universiade Record |
| WR | World record | | | | | | |



RESULTS SUMMARY

成績總表

| | Record | NUSF (Relay) | Location | Date |
|----|---------|------------------------|---------------|-------------|
| WR | 3:08.24 | USA-UNITED STATES | BEIJING (CHN) | 11 AUG 2008 |
| UR | 3:10.88 | RUS-RUSSIAN FEDERATION | KAZAN (RUS) | 10 JUL 2013 |

| Heats | | | | | | | | Event No. | 9 |
|-------|------|------|---------------------------------------|------|-------|-------|----------------|-------------|---|
| Rank | Heat | Lane | NUSF Name | R.T. | 50m | 100m | Time | Time Behind | |
| 1 | 3 | 5 | ITA - ITALY | | | | 3:16.12 | Q | |
| | | | ZAZZERI Lorenzo | 0.59 | 23.49 | 49.15 | (1) 49.15 | | |
| | | | VENDRAME Ivano | 0.17 | 23.23 | 49.00 | (1) 1:38.15 | | |
| | | | DI GIORGIO Alex | 0.25 | 23.65 | 49.38 | (1) 2:27.53 | | |
| | | | MIRESSI Alessandro | 0.33 | 23.28 | 48.59 | (1) 3:16.12 | | |
| 2 | 4 | 4 | USA - UNITED STATES of AMERICA | | | | 3:17.08 | 0.96 Q | |
| | | | ROONEY Maxime Pholien | 0.65 | 23.55 | 49.03 | (1) 49.03 | | |
| | | | LYNCH Justin Joseph | 0.32 | 23.19 | 48.79 | (1) 1:37.82 | | |
| | | | HARTING Zachary Scott | 0.28 | 23.79 | 49.68 | (1) 2:27.50 | | |
| | | | DALE Taylor Lee | 0.36 | 23.92 | 49.58 | (1) 3:17.08 | | |
| 3 | 3 | 4 | RUS - RUSSIAN FEDERATION | | | | 3:17.30 | 1.18 Q | |
| | | | KOROLEV Nikita | 0.66 | 23.98 | 49.63 | (3) 49.63 | | |
| | | | FESIKOV Sergei | 0.00 | 22.76 | 48.58 | (2) 1:38.21 | | |
| | | | BRIANSKII Aleksei | 0.21 | 23.22 | 49.74 | (2) 2:27.95 | | |
| | | | ARBUZOV Andrey | 0.11 | 23.37 | 49.35 | (2) 3:17.30 | | |
| 4 | 4 | 3 | BRA - BRAZIL | | | | 3:17.44 | 1.32 Q | |
| | | | DA SILVA SANTOS Gabriel | 0.62 | 23.72 | 49.63 | (3) 49.63 | | |
| | | | PALMA ALCOVER Leonardo | 0.23 | 22.91 | 49.47 | (2) 1:39.10 | | |
| | | | DE SOUZA MARTINS Henrique | 0.12 | 24.15 | 50.14 | (3) 2:29.24 | | |
| | | | SILVA SPAJARI Pedro Henrique | 0.18 | 22.69 | 48.20 | (2) 3:17.44 | | |
| 5 | 3 | 3 | POL - POLAND | | | | 3:17.83 | 1.71 Q | |
| | | | SENDYK Pawel | 0.70 | 23.80 | 50.21 | (5) 50.21 | | |
| | | | BUGDOL Rafal Jozef | 0.15 | 23.57 | 50.05 | (4) 1:40.26 | | |
| | | | WYSOCZYNSKI Mateusz Marek | 0.30 | 23.14 | 49.24 | (4) 2:29.50 | | |
| | | | MAJCHRZAK Kacper Krystian | 0.28 | 23.08 | 48.33 | (3) 3:17.83 | | |
| 6 | 4 | 5 | JPN - JAPAN | | | | 3:18.66 | 2.54 Q | |
| | | | SAKATA Reo | 0.67 | 23.81 | 49.60 | (2) 49.60 | | |
| | | | KOBORI Yuki | 0.24 | 24.00 | 49.79 | (3) 1:39.39 | | |
| | | | NAKAMURA Katsumi | 0.38 | 23.26 | 49.42 | (2) 2:28.81 | | |
| | | | MATSUMOTO Katsuhiko | 0.21 | 23.87 | 49.85 | (3) 3:18.66 | | |
| 7 | 3 | 2 | IRL - IRELAND | | | | 3:19.66 | 3.54 Q | |
| | | | SLOAN Jordan Ross | 0.73 | 24.09 | 50.07 | (4) 50.07 | | |
| | | | RYAN Shane Patrick | 0.46 | 23.20 | 49.03 | (3) 1:39.10 | | |
| | | | BAIN Calum James | 0.30 | 23.47 | 49.97 | (3) 2:29.07 | | |
| | | | COULTER Curtis Michael | 0.01 | 24.35 | 50.59 | (4) 3:19.66 | | |
| 8 | 2 | 7 | RSA - SOUTH AFRICA | | | | 3:19.81 | 3.69 Q | |
| | | | COETZEE Ryan | 0.61 | 24.30 | 50.65 | (2) 50.65 | | |
| | | | JIMMIE Clayton Mark Br | 0.37 | 24.63 | 50.73 | (2) 1:41.38 | | |
| | | | WADDELL Zane | 0.29 | 23.18 | 49.47 | (1) 2:30.85 | | |
| | | | BROWN Devon Myles Wil | 0.26 | 23.36 | 48.96 | (1) 3:19.81 | | |
| 9 | 4 | 1 | FRA - FRANCE | | | | 3:20.76 | 4.64 | |
| | | | PIJULET Paul, Samuel, J | 0.65 | 24.32 | 51.23 | (8) 51.23 | | |
| | | | DERACHE Alexandre | 0.16 | 23.02 | 49.28 | (7) 1:40.51 | | |
| | | | REGENT Vince, Loic, El | 0.40 | 24.51 | 50.78 | (5) 2:31.29 | | |
| | | | BOURELLY Lorys, Yann, Gerb | 0.22 | 23.37 | 49.47 | (4) 3:20.76 | | |
| 10 | 4 | 8 | TPE - CHINESE TAIPEI | | | | 3:20.84 | 4.72 | |
| | | | LIN Chien Liang | 0.65 | 23.93 | 50.28 | (5) 50.28 | | |
| | | | AN Ting Yao | 0.28 | 24.19 | 49.96 | (4) 1:40.24 | | |
| | | | HUANG Yen Hsin | 0.35 | 23.90 | 50.22 | (4) 2:30.46 | | |
| | | | WANG Yu Lian | 0.50 | 24.04 | 50.38 | (5) 3:20.84 | | |



RESULTS SUMMARY

成績總表

| | Record | NUSF (Relay) | Location | Date |
|----|---------|------------------------|---------------|-------------|
| WR | 3:08.24 | USA-UNITED STATES | BEIJING (CHN) | 11 AUG 2008 |
| UR | 3:10.88 | RUS-RUSSIAN FEDERATION | KAZAN (RUS) | 10 JUL 2013 |

Heats

| Rank | Heat | Lane | NUSF Name | R.T. | 50m | 100m | Time | Time Behind |
|------|------|------|--------------------------------|------|-------|-------|----------------|-------------|
| 11 | 3 | 1 | HKG - HONG KONG, CHINA | | | | 3:22.16 | 6.04 |
| | | | TO Kenneth King Him | 0.65 | 23.23 | 49.41 | (2) 49.41 | |
| | | | NG Chun Nam Derick | 0.28 | 24.12 | 50.94 | (5) 1:40.35 | |
| | | | CHEUNG Kin Tat Kent | 0.26 | 24.41 | 51.41 | (5) 2:31.76 | |
| | | | WONG Chen Ho Jeremy | 0.14 | 23.77 | 50.40 | (5) 3:22.16 | |
| 12 | 2 | 1 | MEX - MEXICO | | | | 3:22.31 | 6.19 |
| | | | IGA CESAR Jorge Andres | 0.70 | 24.18 | 50.00 | (1) 50.00 | |
| | | | GONZALEZ MEDINA Mateo | 0.23 | 23.93 | 50.84 | (1) 1:40.84 | |
| | | | SONG AN Andy Xianyang | 0.33 | 24.31 | 51.62 | (2) 2:32.46 | |
| | | | GUTIERREZ FENG L | 0.24 | 23.40 | 49.85 | (2) 3:22.31 | |
| 13 | 4 | 2 | SWE - SWEDEN | | | | 3:22.37 | 6.25 |
| | | | ELIASSON Karl Isak Valde | 0.72 | 23.85 | 50.10 | (4) 50.10 | |
| | | | PETTERSSON Axel Lennart Vi | 0.22 | 23.74 | 50.35 | (6) 1:40.45 | |
| | | | HOLMSTROEM Karl Jonas | 0.20 | 24.12 | 51.22 | (6) 2:31.67 | |
| | | | PAULSSON Adam Lennart | 0.14 | 23.96 | 50.70 | (6) 3:22.37 | |
| 14 | 4 | 6 | BLR - BELARUS | | | | 3:23.07 | 6.95 |
| | | | KRASOCHKA Viktor | 0.67 | 24.33 | 50.46 | (7) 50.46 | |
| | | | LATKIN Anton | 0.19 | 24.00 | 50.60 | (8) 1:41.06 | |
| | | | STASELOVICH Viktor | 0.24 | 24.26 | 51.74 | (8) 2:32.80 | |
| | | | SHYMANOVICH Ilya | 0.13 | 24.05 | 50.27 | (7) 3:23.07 | |
| 15 | 4 | 7 | AUS - AUSTRALIA | | | | 3:23.40 | 7.28 |
| | | | STOCKWELL William Thomas | 0.66 | 24.10 | 50.45 | (6) 50.45 | |
| | | | MCCARTHY Brayden Noel Do | 0.13 | 23.25 | 49.82 | (5) 1:40.27 | |
| | | | MILLIGAN Alex Stewart Da | 0.26 | 24.42 | 51.47 | (7) 2:31.74 | |
| | | | BROWN Nicholas Morris | 0.20 | 24.74 | 51.66 | (8) 3:23.40 | |
| 16 | 3 | 7 | TUR - TURKEY | | | | 3:25.26 | 9.14 |
| | | | ACIMIS Yalim | 0.66 | 24.69 | 51.40 | (8) 51.40 | |
| | | | CELIK Doga | 0.09 | 24.41 | 51.29 | (7) 1:42.69 | |
| | | | GURDAL Kemal Arda | 0.34 | 25.07 | 51.59 | (7) 2:34.28 | |
| | | | AYAR Kaan Turker | 0.41 | 24.27 | 50.98 | (6) 3:25.26 | |
| 17 | 2 | 2 | NZL - NEW ZEALAND | | | | 3:25.76 | 9.64 |
| | | | WEIR Julian Andrew | 0.71 | 24.34 | 51.04 | (3) 51.04 | |
| | | | MAIN Bayley Heath Pe | 0.41 | 24.45 | 51.55 | (3) 1:42.59 | |
| | | | COETZEE Corneille Gerha | 0.28 | 24.98 | 51.85 | (4) 2:34.44 | |
| | | | HUTCHINS Matthew Taylor | 0.28 | 24.27 | 51.32 | (3) 3:25.76 | |
| 18 | 2 | 6 | SUI - SWITZERLAND | | | | 3:27.87 | 11.75 |
| | | | MOZZINI VELLEN Andrea Vittorin | 0.70 | 24.64 | 51.07 | (4) 51.07 | |
| | | | SIDLER Christian | 0.18 | 24.69 | 52.29 | (4) 1:43.36 | |
| | | | LIESS Thomas | 0.36 | 24.16 | 51.06 | (3) 2:34.42 | |
| | | | BOVEY Jolann | 0.33 | 25.25 | 53.45 | (4) 3:27.87 | |
| 19 | 3 | 8 | AUT - AUSTRIA | | | | 3:28.06 | 11.94 |
| | | | REITSHAMMER Bernhard | 0.70 | 24.33 | 51.02 | (6) 51.02 | |
| | | | KNABL Alexander | 0.35 | 24.30 | 50.73 | (6) 1:41.75 | |
| | | | SUBARSKY Sascha Michel | 0.03 | 24.61 | 52.47 | (6) 2:34.22 | |
| | | | DIETRICH Johannes | 0.29 | 25.33 | 53.84 | (7) 3:28.06 | |
| 20 | 3 | 6 | KOR - REPUBLIC OF KOREA | | | | 3:29.08 | 12.96 |
| | | | KIM Jaewoo | 0.68 | 24.98 | 51.10 | (7) 51.10 | |
| | | | YANG Jungdoo | 0.26 | 25.21 | 53.73 | (8) 1:44.83 | |
| | | | LEE Tae Gu | 0.48 | 25.49 | 53.08 | (8) 2:37.91 | |
| | | | HEO Wonseo | 0.30 | 24.53 | 51.17 | (8) 3:29.08 | |



RESULTS SUMMARY

成績總表

| | Record | NUSF (Relay) | Location | Date |
|----|---------|------------------------|---------------|-------------|
| WR | 3:08.24 | USA-UNITED STATES | BEIJING (CHN) | 11 AUG 2008 |
| UR | 3:10.88 | RUS-RUSSIAN FEDERATION | KAZAN (RUS) | 10 JUL 2013 |

Heats

| Rank | Heat | Lane | NUSF Name | R.T. | 50m | 100m | Time | Time Behind |
|------|------|------|----------------------------|-------|-------|---------|----------------|-------------|
| 21 | 2 | 5 | EST - ESTONIA | | | | 3:30.29 | 14.17 |
| | | | SIIM Cevin Anders | 0.62 | 24.81 | 51.52 | (5) 51.52 | |
| | | | PAAVO Sander | 0.23 | 25.37 | 53.87 | (5) 1:45.39 | |
| | | | GUSSEV Andrei | 0.03 | 24.84 | 52.40 | (5) 2:37.79 | |
| | | | UETT Hendrik | 0.52 | 25.19 | 52.50 | (5) 3:30.29 | |
| 22 | 1 | 8 | CHN - CHINA | | | | 3:31.10 | 14.98 |
| | | | YANG Xianhe | 0.68 | 24.87 | 52.90 | (1) 52.90 | |
| | | | LI Zongwen | 0.53 | 24.74 | 52.81 | (1) 1:45.71 | |
| | | | ZHANG Shimeng | 0.54 | 25.20 | 52.61 | (1) 2:38.32 | |
| | | | LI Xiaochen | 0.39 | 25.08 | 52.78 | (1) 3:31.10 | |
| 23 | 2 | 8 | CHI - CHILE | | | | 3:40.24 | 24.12 |
| | | | PINTO MATTA Matias Antonio | 0.73 | 26.18 | 53.94 | (6) 53.94 | |
| | | | GALVEZ ENGELS Jose Tomas | 0.06 | 26.79 | 56.57 | (6) 1:50.51 | |
| | | | QUIROZ UTEAU Felipe Martin | 0.42 | 27.09 | 56.21 | (6) 2:46.72 | |
| | | | VARAS SOLER Carlos Andres | 0.33 | 25.74 | 53.52 | (6) 3:40.24 | |
| 24 | 1 | 6 | SGP - SINGAPORE | | | | 3:41.41 | 25.29 |
| | | | LIM Fang Yi | 0.62 | 25.51 | 53.63 | (2) 53.63 | |
| | | | HO Wei Ming | 0.60 | 26.05 | 54.40 | (2) 1:48.03 | |
| | | | LEE Zheng Kai | 0.32 | 26.70 | 56.02 | (2) 2:44.05 | |
| | | | TAN Zhe Xian Dion | 0.26 | 27.26 | 57.36 | (2) 3:41.41 | |
| 25 | 1 | 4 | LBN - LEBANON | | | | 3:46.20 | 30.08 |
| | | | WAKED Maroun | 0.79 | 27.09 | 56.59 | (3) 56.59 | |
| | | | BAGHDADI Mohammad | 0.35 | 27.22 | 56.62 | (3) 1:53.21 | |
| | | | GHOSN Anthony | 0.57 | 27.94 | 57.55 | (3) 2:50.76 | |
| | | | SOUAIBY Anthony | 0.39 | 25.89 | 55.44 | (3) 3:46.20 | |
| 26 | 1 | 7 | OMA - OMAN | | | | 3:58.70 | 42.58 |
| | | | AL HARRASI Nidhal Sulaiman | 0.70 | 28.08 | 58.15 | (4) 58.15 | |
| | | | AL QASMI Naif Munir Ibra | 0.56 | 27.21 | 57.31 | (4) 1:55.46 | |
| | | | AL QASMI Aiman Talib Nas | 0.65 | 29.36 | 1:01.26 | (4) 2:56.72 | |
| | | | AL BULUSHI Mohamed Sameer | 0.46 | 27.93 | 1:01.98 | (4) 3:58.70 | |
| | 1 | 5 | PHI - PHILIPPINES | | | | DSQ | |
| | | | ARCEO Ernest Raphael | 0.77 | 31.15 | 1:08.60 | (5) 1:08.60 | |
| | | | MAHIWO Namahig Asa | 0.18 | 30.53 | 1:08.76 | (5) 2:17.36 | |
| | | | SEVILLA Raymund Joshua | 0.45 | 28.53 | 1:01.81 | (5) 3:19.17 | |
| | | | DIMAYUGA Ryan Anthony | -0.04 | | | | |
| | 1 | 3 | PAR - PARAGUAY | | | | DNS | |
| | 1 | 2 | NGR - NIGERIA | | | | DNS | |
| | 1 | 1 | ALG - ALGERIA | | | | DNS | |



RESULTS SUMMARY

成績總表

| | Record | NUSF (Relay) | Location | Date |
|-----------|---------|------------------------|---------------|-------------|
| WR | 3:08.24 | USA-UNITED STATES | BEIJING (CHN) | 11 AUG 2008 |
| UR | 3:10.88 | RUS-RUSSIAN FEDERATION | KAZAN (RUS) | 10 JUL 2013 |

Heats

| Rank | Heat | Lane | NUSF Name | R.T. | 50m | 100m | Time | Time Behind |
|------|------|------|----------------------|------|-----|------|------|-------------|
| | 2 | 3 | FIN - FINLAND | | | | DNS | |
| | 2 | 4 | CZE - CZECH REPUBLIC | | | | DNS | |

Legend:

| | | | | | | | |
|------------|--------------------|------------|--------------|----------|------------------|-------------|---------------|
| DNS | Did not start | DSQ | Disqualified | Q | Classified Final | R.T. | Reaction time |
| UR | Universiade Record | WR | World record | | | | |




RESULT BOOK

29TH Summer Universiade Taipei 2017



Swimming

Men's 4x100m Medley
Relay





MEDALLISTS RELAY

獎牌得主

| Medal | NUSF | Name |
|--------|--------------------------------|---|
| GOLD | USA - United States of America | RESS Justin Andrew WILSON Andrew Lawrence LYNCH Justin Joseph HELD Ryan Joseph |
| SILVER | RUS - Russian Federation | LARIN Roman GADIROV Rustam SADOVNIKOV Aleksandr VEKOVISHCHEV Mikhail |
| BRONZE | JPN - Japan | HAGINO Kosuke MORI Mamoru KOBORI Yuki NAKAMURA Katsumi |



START LIST

出賽名單

| | Record | NUSF (Relay) | Location | Date |
|-----------|---------|-------------------|----------------|-------------|
| WR | 3:27.28 | USA-UNITED STATES | ROME (ITA) | 02 AUG 2009 |
| UR | 3:32.80 | JPN-JAPAN | BELGRADE (SRB) | 11 JUL 2009 |

Final

Event No. 40

| Lane | NUSF | Name | Date of Birth | Qualifying Time | Time | Rank |
|------|--------------------------------|-----------------------------|---------------|-----------------|------|------|
| 1 | RUS - RUSSIAN FEDERATION | LARIN Roman | 18 MAR 1998 | 3:38.69 | | |
| | | GADIROV Rustam | 10 DEC 1997 | | | |
| | | SADOVNIKOV Aleksandr | 21 SEP 1996 | | | |
| | | VEKOVISHCHEV Mikhail | 5 AUG 1998 | | | |
| 2 | POL - POLAND | POLEWKA Tomasz | 5 AUG 1994 | 3:38.34 | | |
| | | STOLARSKI Marcin Tomasz | 4 JAN 1996 | | | |
| | | CZERNIAK Konrad Lukasz | 11 JUL 1989 | | | |
| | | MAJCHRZAK Kacper Krystian | 22 SEP 1992 | | | |
| 3 | IRL - IRELAND | RYAN Shane Patrick | 27 JAN 1994 | 3:37.54 | | |
| | | GREENE Darragh | 20 OCT 1995 | | | |
| | | HYLAND Brendan | 23 SEP 1994 | | | |
| | | SLOAN Jordan Ross | 3 AUG 1993 | | | |
| 4 | BRA - BRAZIL | GOMES DE DEUS Leonardo | 18 JAN 1991 | 3:37.46 | | |
| | | DE OLIVEIRA RODRIGU Raphael | 29 MAR 1991 | | | |
| | | DE SOUZA MARTINS Henrique | 14 NOV 1991 | | | |
| | | DA SILVA SANTOS Gabriel | 4 MAY 1996 | | | |
| 5 | LTU - LITHUANIA | RAPSYS Danas | 21 MAY 1995 | 3:37.51 | | |
| | | SIDLAUSKAS Andrius | 6 APR 1997 | | | |
| | | DUSKINAS Tadas | 27 APR 1994 | | | |
| | | STRAZDAS Povilas | 24 APR 1996 | | | |
| 6 | ITA - ITALY | MILLI Matteo | 22 APR 1989 | 3:37.96 | | |
| | | TONIATO Andrea | 27 FEB 1991 | | | |
| | | CARINI Giacomo | 20 JUL 1997 | | | |
| | | ZAZZERI Lorenzo | 9 AUG 1994 | | | |
| 7 | USA - UNITED STATES of AMERICA | RESS Justin Andrew | 3 AUG 1997 | 3:38.39 | | |
| | | WILSON Andrew Lawrence | 16 SEP 1993 | | | |
| | | LYNCH Justin Joseph | 27 AUG 1996 | | | |
| | | HELD Ryan Joseph | 27 JUN 1995 | | | |
| 8 | JPN - JAPAN | HAGINO Kosuke | 15 AUG 1994 | 3:39.22 | | |
| | | MORI Mamoru | 26 MAR 1996 | | | |
| | | KOBORI Yuki | 25 NOV 1993 | | | |
| | | NAKAMURA Katsumi | 21 FEB 1994 | | | |

Reserves

| NUSF | Name | Date of Birth | Qualifying Time | Time | Rank |
|-----------------|------|---------------|-----------------|------|------|
| BLR - BELARUS | | | 3:39.32 | | |
| AUS - AUSTRALIA | | | 3:39.73 | | |

Note:

Consult competition schedule in INFO for heat start times

Legend:

UR Universiade Record **WR** World record



START LIST

出賽名單

| | Record | NUSF (Relay) | Location | Date |
|-----------|---------|-------------------|----------------|-------------|
| WR | 3:27.28 | USA-UNITED STATES | ROME (ITA) | 02 AUG 2009 |
| UR | 3:32.80 | JPN-JAPAN | BELGRADE (SRB) | 11 JUL 2009 |

Heat 1 of 5

Event No. 40

| Lane | NUSF | Name | Date of Birth | Qualifying Time | Time | Rank |
|------|-----------------|---------------------------|---------------|-----------------|------|------|
| 2 | CHN - CHINA | LI Xiaochen | 28 JAN 1998 | | | |
| | | CHEN Hongrui | 18 JUL 1996 | | | |
| | | MU Xingxu | 3 FEB 1996 | | | |
| | | YANG Xianhe | 9 FEB 1995 | | | |
| 3 | UKR - UKRAINE | HURNYTSKYI Dmytro | 24 OCT 1994 | | | |
| | | KARPENKO Oleksandr | 16 SEP 1995 | | | |
| | | IVANOV Oleksii | 10 JAN 1994 | | | |
| | | SHEVTSOV Serhii | 29 JUN 1998 | | | |
| 4 | NGR - NIGERIA | | | 4:35.59 | | |
| 5 | MEX - MEXICO | SONG AN Andy Xianyang | 20 AUG 1998 | 4:41.50 | | |
| | | CASTILLO LUNA Mauro | 6 AUG 1995 | | | |
| | | GONZALEZ MEDINA Mateo | 1 OCT 1996 | | | |
| | | GUTIERREZ FENG L | 23 FEB 1995 | | | |
| 6 | ALG - ALGERIA | | | | | |
| 7 | ARG - ARGENTINA | DEFERRARI Nicolas | 16 APR 1998 | | | |
| | | MORELLI Gabriel Osvaldo | 7 OCT 1994 | | | |
| | | BUSCAGLIA Guido Alejandro | 8 OCT 1996 | | | |
| | | SERRA Joaquin | 24 NOV 1994 | | | |



START LIST

出賽名單

| | Record | NUSF (Relay) | Location | Date |
|-----------|---------|-------------------|----------------|-------------|
| WR | 3:27.28 | USA-UNITED STATES | ROME (ITA) | 02 AUG 2009 |
| UR | 3:32.80 | JPN-JAPAN | BELGRADE (SRB) | 11 JUL 2009 |

Heat 2 of 5

| Lane | NUSF | Name | Date of Birth | Qualifying Time | Time | Rank |
|------|-------------------|----------------------------|---------------|-----------------|------|------|
| 1 | OMA - OMAN | AL QASMI Aiman Talib Nas | 5 MAR 1992 | 4:25.00 | | |
| | | AL HABSI Mohammed Nasib | 21 AUG 1991 | | | |
| | | AL HARRASI Nidhal Sulaiman | 1 JUN 1997 | | | |
| | | AL QASMI Naif Munir Ibra | 11 MAR 1995 | | | |
| 2 | LBN - LEBANON | WAKED Maroun | 7 APR 1995 | 4:13.46 | | |
| | | SOUAIBY Anthony | 9 JUL 1998 | | | |
| | | ASSI Sherif | 3 MAY 1997 | | | |
| | | GHOSN Anthony | 31 JUL 1996 | | | |
| 3 | CHI - CHILE | PINTO MATTA Matias Antonio | 24 JAN 1997 | 3:58.30 | | |
| | | GALVEZ ENGELS Jose Tomas | 22 FEB 1997 | | | |
| | | QUIROZ UTEAU Felipe Martin | 13 OCT 1995 | | | |
| | | VARAS SOLER Carlos Andres | 16 DEC 1991 | | | |
| 4 | AUS - AUSTRALIA | TREFFERS Benjamin Mark | 15 AUG 1991 | 3:50.03 | | |
| | | MILLIGAN Alex Stewart Da | 23 JAN 1998 | | | |
| | | MCCARTHY Brayden Noel Do | 20 DEC 1997 | | | |
| | | STOCKWELL William Thomas | 30 JUL 1995 | | | |
| 5 | LAT - LATVIA | FELDBERGS Girts | 17 FEB 1993 | 3:55.00 | | |
| | | BOBROVS Daniils | 8 OCT 1997 | | | |
| | | MASKALENKO Nikolajs | 11 FEB 1993 | | | |
| | | FELDBERGS Valts | 23 APR 1997 | | | |
| 6 | PAR - PARAGUAY | | | 4:10.11 | | |
| 7 | PHI - PHILIPPINES | PUYO Arian Neil | 6 APR 1998 | 4:20.00 | | |
| | | MAGBAG Drew Benett | 27 JUL 1999 | | | |
| | | SOLITA Jux Keaton | 14 SEP 1997 | | | |
| | | PUPOS Martin Jacob | 14 NOV 1998 | | | |
| 8 | SGP - SINGAPORE | HO Wei Ming | 17 FEB 1994 | 4:28.35 | | |
| | | LIM Kenneth Duan Le | 15 MAR 1993 | | | |
| | | LEE Zheng Kai | 1 OCT 1995 | | | |
| | | LIM Fang Yi | 4 JAN 1996 | | | |



START LIST

出賽名單

| | Record | NUSF (Relay) | Location | Date |
|-----------|---------|-------------------|----------------|-------------|
| WR | 3:27.28 | USA-UNITED STATES | ROME (ITA) | 02 AUG 2009 |
| UR | 3:32.80 | JPN-JAPAN | BELGRADE (SRB) | 11 JUL 2009 |

Heat 3 of 5

| Lane | NUSF | Name | Date of Birth | Qualifying Time | Time | Rank |
|------|-------------------------|--------------------------------|---------------|-----------------|------|------|
| 1 | EST - ESTONIA | GUSSEV Andrei | 11 JUL 1997 | 3:45.58 | | |
| | | KASEMETS Ayrton | 21 NOV 1995 | | | |
| | | GOLD Joshua Maurice | 28 OCT 1996 | | | |
| | | UETT Hendrik | 2 JUL 1998 | | | |
| 2 | SUI - SWITZERLAND | LIESS Thomas | 18 JAN 1995 | 3:44.50 | | |
| | | KASER Yannick | 3 JUL 1992 | | | |
| | | SIDLER Christian | 27 AUG 1991 | | | |
| | | MOZZINI VELLEN Andrea Vittorin | 26 OCT 1998 | | | |
| 3 | TPE - CHINESE TAIPEI | WANG Yu Lian | 6 SEP 1994 | 3:42.84 | | |
| | | LEE Hsuan Yen | 13 MAY 1993 | | | |
| | | CHU Chen Ping | 23 OCT 1995 | | | |
| | | LIN Chien Liang | 25 NOV 1995 | | | |
| 4 | RSA - SOUTH AFRICA | BINEDELL Martin Christia | 30 JUL 1995 | 3:42.10 | | |
| | | BASSON Alaric Bennedic | 16 FEB 1996 | | | |
| | | COETZEE Ryan | 12 AUG 1995 | | | |
| | | BROWN Devon Myles Wil | 21 MAY 1992 | | | |
| 5 | HKG - HONG KONG, CHINA | LAU Shiu Yue | 20 JUL 1997 | 3:42.39 | | |
| | | TO Kenneth King Him | 7 JUL 1992 | | | |
| | | NG Chun Nam Derick | 18 MAY 1994 | | | |
| | | WONG Chen Ho Jeremy | 12 MAR 1994 | | | |
| 6 | KOR - REPUBLIC of KOREA | WON Youngjun | 8 JAN 1998 | 3:42.86 | | |
| | | KIM Jaeyoun | 26 AUG 1996 | | | |
| | | LEE Tae Gu | 27 JUL 1998 | | | |
| | | HEO Wonseo | 4 JAN 1996 | | | |
| 7 | AUT - AUSTRIA | REITSHAMMER Bernhard | 17 JUN 1994 | 3:45.20 | | |
| | | DIETRICH Johannes | 5 OCT 1993 | | | |
| | | SUBARSKY Sascha Michel | 28 FEB 1996 | | | |
| | | KNABL Alexander | 19 APR 1995 | | | |
| 8 | FIN - FINLAND | | | 3:46.25 | | |



MEN'S 4X100M MEDLEY RELAY

男子4X100公尺混合式接力

HEATS

START LIST

出賽名單

| | Record | NUSF (Relay) | Location | Date |
|-----------|---------|-------------------|----------------|-------------|
| WR | 3:27.28 | USA-UNITED STATES | ROME (ITA) | 02 AUG 2009 |
| UR | 3:32.80 | JPN-JAPAN | BELGRADE (SRB) | 11 JUL 2009 |

Heat 4 of 5

| Lane | NUSF | Name | Date of Birth | Qualifying Time | Time | Rank |
|------|--------------------------|----------------------------|---------------|-----------------|------|------|
| 1 | GER - GERMANY | WEDEL Kevin | 5 MAY 1994 | 3:39.30 | | |
| | | SCHWINGENSCHLOEGL Fabian | 15 AUG 1991 | | | |
| | | KUNERT Alexander Rolf | 31 JAN 1996 | | | |
| | | OSWALD Maximilian Ludw | 4 JAN 1994 | | | |
| 2 | LTU - LITHUANIA | RAPSYS Danas | 21 MAY 1995 | 3:36.40 | | |
| | | SIDLAUSKAS Andrius | 6 APR 1997 | | | |
| | | DUSKINAS Tadas | 27 APR 1994 | | | |
| | | STRAZDAS Povilas | 24 APR 1996 | | | |
| 3 | BLR - BELARUS | TSMYH Mikita | 15 APR 1997 | 3:35.77 | | |
| | | SHYMANOVICH Ilya | 2 AUG 1994 | | | |
| | | DODALEU Yahor | 1 FEB 1993 | | | |
| | | KRASOCHKA Viktor | 2 FEB 1996 | | | |
| 4 | RUS - RUSSIAN FEDERATION | SHABASOV Andrei | 20 JUN 1994 | 3:31.30 | | |
| | | DORINOV Mikhail | 9 AUG 1995 | | | |
| | | KUDASHEV Aleksandr | 5 DEC 1995 | | | |
| | | KOROLEV Nikita | 24 MAY 1994 | | | |
| 5 | POL - POLAND | POLEWKA Tomasz | 5 AUG 1994 | 3:35.00 | | |
| | | STOLARSKI Marcin Tomasz | 4 JAN 1996 | | | |
| | | POPRAWA Michal Adam | 2 NOV 1994 | | | |
| | | MAJCHRZAK Kacper Krystian | 22 SEP 1992 | | | |
| 6 | SWE - SWEDEN | FREDRIKSSON Dag Petter | 24 FEB 1997 | 3:36.00 | | |
| | | SKAGIUS Erik Johannes | 10 FEB 1995 | | | |
| | | BJOERK Jesper Lars | 5 DEC 1993 | | | |
| | | PETTERSSON Axel Lennart Vi | 18 DEC 1995 | | | |
| 7 | IRL - IRELAND | RYAN Shane Patrick | 27 JAN 1994 | 3:37.84 | | |
| | | GREENE Darragh | 20 OCT 1995 | | | |
| | | HYLAND Brendan | 23 SEP 1994 | | | |
| | | SLOAN Jordan Ross | 3 AUG 1993 | | | |
| 8 | NZL - NEW ZEALAND | MAIN Bayley Heath Pe | 14 MAR 1997 | 3:40.78 | | |
| | | SCHRODER George Liam | 3 SEP 1995 | | | |
| | | COETZEE Corneille Gerha | 17 OCT 1994 | | | |
| | | WEIR Julian Andrew | 1 MAR 1996 | | | |



START LIST

出賽名單

| | Record | NUSF (Relay) | Location | Date |
|-----------|---------|-------------------|----------------|-------------|
| WR | 3:27.28 | USA-UNITED STATES | ROME (ITA) | 02 AUG 2009 |
| UR | 3:32.80 | JPN-JAPAN | BELGRADE (SRB) | 11 JUL 2009 |

Heat 5 of 5

| Lane | NUSF | Name | Date of Birth | Qualifying Time | Time | Rank |
|------|--------------------------------|------------------------------|---------------|-----------------|------|------|
| 1 | ISR - ISRAEL | KOPELEV Jonatan Josef | 1 OCT 1991 | 3:38.32 | | |
| | | GOLDFADEN Itay | 24 APR 1996 | | | |
| | | SCHLESINGER Marcus John | 16 NOV 1991 | | | |
| | | GAMBURG David | 12 DEC 1993 | | | |
| 2 | BRA - BRAZIL | GOMES DE DEUS Leonardo | 18 JAN 1991 | 3:36.33 | | |
| | | KAGE MONNI Felipe Hidekazu | 24 MAR 1996 | | | |
| | | MOREIRA LANZA Vinicius | 22 MAR 1997 | | | |
| | | SILVA SPAJARI Pedro Henrique | 18 FEB 1997 | | | |
| 3 | ITA - ITALY | MILLI Matteo | 22 APR 1989 | 3:35.50 | | |
| | | TONIATO Andrea | 27 FEB 1991 | | | |
| | | CARINI Giacomo | 20 JUL 1997 | | | |
| | | MIRESSI Alessandro | 2 OCT 1998 | | | |
| 4 | USA - UNITED STATES of AMERICA | DALE Taylor Lee | 29 DEC 1994 | 3:27.95 | | |
| | | MONTAGUE Jacob Robert | 6 JAN 1998 | | | |
| | | HARTING Zachary Scott | 27 AUG 1997 | | | |
| | | ROONEY Maxime Pholien | 16 APR 1998 | | | |
| 5 | JPN - JAPAN | UNO Shuhei | 25 OCT 1997 | 3:31.97 | | |
| | | MURA Ryuya | 3 JUL 1996 | | | |
| | | HOROMURA Nao | 31 JAN 1999 | | | |
| | | MATSUMOTO Katsuhiko | 28 FEB 1997 | | | |
| 6 | GRE - GREECE | SPANOUKAKIS Georgios | 5 AUG 1994 | 3:36.00 | | |
| | | CHRISTOU Apostolos | 1 NOV 1996 | | | |
| | | DIMITRIADIS Stefanos | 8 SEP 1989 | | | |
| | | KOLIOPOULOS Fotios | 27 AUG 1991 | | | |
| 7 | CAN - CANADA | HILL Robert Graham | 29 JAN 1996 | 3:37.42 | | |
| | | WALL Elijah Benjamin | 16 MAR 1995 | | | |
| | | BINNEMA Josiah James | 8 NOV 1997 | | | |
| | | THORMEYER Markus | 25 AUG 1997 | | | |
| 8 | FRA - FRANCE | AVETAND Thomas, Valenti | 24 JUL 1995 | 3:40.50 | | |
| | | VIQUERAT Antoine | 5 OCT 1998 | | | |
| | | PIJULET Paul, Samuel, J | 2 NOV 1994 | | | |
| | | DERACHE Alexandre | 3 MAY 1998 | | | |

Note:

Consult competition schedule in INFO for heat start times

Legend:

UR Universiade Record **WR** World record



RESULTS

比賽成績

| | Record | NUSF (Relay) | Location | Date |
|----|---------|-------------------|----------------|-------------|
| WR | 3:27.28 | USA-UNITED STATES | ROME (ITA) | 02 AUG 2009 |
| UR | 3:32.80 | JPN-JAPAN | BELGRADE (SRB) | 11 JUL 2009 |

Heat 1 of 5

Event No. 40

| Rank | Lane | NUSF Name | R.T. | 50m | 100m | Time | Time Behind |
|------|------|---------------------------|------|-------|---------|----------------|-------------|
| 1 | 3 | UKR - UKRAINE | | | | 3:40.38 | |
| | | HURNYTSKYI Dmytro | 0.85 | 26.82 | 56.55 | (1) 56.55 | |
| | | KARPENKO Oleksandr | 0.45 | 28.98 | 1:03.14 | (2) 1:59.69 | |
| | | IVANOV Oleksii | 0.10 | 24.20 | 51.78 | (2) 2:51.47 | |
| | | SHEVTSOV Serhii | 0.25 | 22.89 | 48.91 | (1) 3:40.38 | |
| 2 | 5 | MEX - MEXICO | | | | 3:41.43 | 1.05 |
| | | SONG AN Andy Xianyang | 0.82 | 27.33 | 56.77 | (2) 56.77 | |
| | | CASTILLO LUNA Mauro | 0.13 | 28.28 | 1:00.92 | (1) 1:57.69 | |
| | | GONZALEZ MEDINA Mateo | 0.13 | 24.55 | 53.05 | (1) 2:50.74 | |
| | | GUTIERREZ FENG L | 0.09 | 24.15 | 50.69 | (2) 3:41.43 | |
| 3 | 7 | ARG - ARGENTINA | | | | 3:49.62 | 9.24 |
| | | DEFERRARI Nicolas | 0.68 | 27.42 | 57.73 | (3) 57.73 | |
| | | MORELLI Gabriel Osvaldo | 0.30 | 29.43 | 1:03.79 | (3) 2:01.52 | |
| | | BUSCAGLIA Guido Alejandro | 0.32 | 25.34 | 54.45 | (3) 2:55.97 | |
| | | SERRA Joaquin | 0.07 | 24.69 | 53.65 | (3) 3:49.62 | |
| 4 | 2 | CHN - CHINA | | | | 3:57.63 | 17.25 |
| | | LI Xiaochen | 0.67 | 29.94 | 1:02.73 | (4) 1:02.73 | |
| | | CHEN Hongrui | 0.37 | 29.90 | 1:05.03 | (4) 2:07.76 | |
| | | MU Xingxu | 0.16 | 26.04 | 57.49 | (4) 3:05.25 | |
| | | YANG Xianhe | 0.31 | 24.96 | 52.38 | (4) 3:57.63 | |
| 4 | | NGR - NIGERIA | | | | DNS | |
| 6 | | ALG - ALGERIA | | | | DNS | |



RESULTS

比賽成績

| | Record | NUSF (Relay) | Location | Date |
|----|---------|-------------------|----------------|-------------|
| WR | 3:27.28 | USA-UNITED STATES | ROME (ITA) | 02 AUG 2009 |
| UR | 3:32.80 | JPN-JAPAN | BELGRADE (SRB) | 11 JUL 2009 |

Heat 2 of 5

| Rank | Lane | NUSF Name | R.T. | 50m | 100m | Time | Time Behind |
|------|------|----------------------------|------|-------|---------|----------------|-------------|
| 1 | 4 | AUS - AUSTRALIA | | | | 3:39.73 | |
| | | TREFFERS Benjamin Mark | 0.75 | 26.35 | 54.57 | (1) 54.57 | |
| | | MILLIGAN Alex Stewart Da | 0.32 | 28.93 | 1:02.30 | (1) 1:56.87 | |
| | | MCCARTHY Brayden Noel Do | 0.21 | 23.97 | 53.34 | (1) 2:50.21 | |
| | | STOCKWELL William Thomas | 0.04 | 23.25 | 49.52 | (1) 3:39.73 | |
| 2 | 8 | SGP - SINGAPORE | | | | 4:05.27 | 25.54 |
| | | HO Wei Ming | 0.79 | 30.60 | 1:05.81 | (5) 1:05.81 | |
| | | LIM Kenneth Duan Le | 0.38 | 30.17 | 1:06.41 | (3) 2:12.22 | |
| | | LEE Zheng Kai | 0.39 | 27.42 | 59.97 | (3) 3:12.19 | |
| | | LIM Fang Yi | 0.18 | 25.11 | 53.08 | (2) 4:05.27 | |
| 3 | 3 | CHI - CHILE | | | | 4:05.47 | 25.74 |
| | | PINTO MATTA Matias Antonio | 0.87 | 30.60 | 1:03.39 | (2) 1:03.39 | |
| | | GALVEZ ENGELS Jose Tomas | 0.41 | 32.27 | 1:07.98 | (2) 2:11.37 | |
| | | QUIROZ UTEAU Felipe Martin | 0.39 | 27.95 | 1:00.61 | (2) 3:11.98 | |
| | | VARAS SOLER Carlos Andres | 0.42 | 24.93 | 53.49 | (3) 4:05.47 | |
| 4 | 7 | PHI - PHILIPPINES | | | | 4:14.94 | 35.21 |
| | | PUYO Arian Neil | 0.79 | 30.41 | 1:03.48 | (3) 1:03.48 | |
| | | MAGBAG Drew Benett | 0.42 | 34.34 | 1:12.75 | (4) 2:16.23 | |
| | | SOLITA Jux Keaton | 0.57 | 29.33 | 1:01.94 | (4) 3:18.17 | |
| | | PUPOS Martin Jacob | 0.42 | 26.80 | 56.77 | (4) 4:14.94 | |
| 5 | 2 | LBN - LEBANON | | | | 4:16.90 | 37.17 |
| | | WAKED Maroun | 0.85 | 31.06 | 1:04.02 | (4) 1:04.02 | |
| | | SOUAIBY Anthony | 0.40 | 32.32 | 1:12.48 | (5) 2:16.50 | |
| | | ASSI Sherif | 0.40 | 27.87 | 1:02.13 | (5) 3:18.63 | |
| | | GHOSN Anthony | 0.82 | 28.31 | 58.27 | (5) 4:16.90 | |
| 6 | 1 | OMA - OMAN | | | | 4:28.09 | 48.36 |
| | | AL QASMI Aiman Talib Nas | 0.74 | 33.18 | 1:09.35 | (6) 1:09.35 | |
| | | AL HABSI Mohammed Nasib | 0.62 | 39.37 | 1:17.65 | (6) 2:27.00 | |
| | | AL HARRASI Nidhal Sulaiman | 0.49 | 29.11 | 1:03.65 | (6) 3:30.65 | |
| | | AL QASMI Naif Munir Ibra | 0.70 | 26.79 | 57.44 | (6) 4:28.09 | |
| 5 | | LAT - LATVIA | | | | DNS | |
| | | FELDBERGS Girts | | | | | |
| | | BOBROVS Daniils | | | | | |
| | | MASKALENKO Nikolajs | | | | | |
| | | FELDBERGS Valts | | | | | |
| 6 | | PAR - PARAGUAY | | | | DNS | |



RESULTS

比賽成績

| | Record | NUSF (Relay) | Location | Date |
|----|---------|-------------------|----------------|-------------|
| WR | 3:27.28 | USA-UNITED STATES | ROME (ITA) | 02 AUG 2009 |
| UR | 3:32.80 | JPN-JAPAN | BELGRADE (SRB) | 11 JUL 2009 |

Heat 3 of 5

| Rank | Lane | NUSF Name | R.T. | 50m | 100m | Time | Time Behind |
|------|------|--------------------------------|------|-------|---------|----------------|-------------|
| 1 | 3 | TPE - CHINESE TAIPEI | | | | 3:43.47 | |
| | | WANG Yu Lian | 0.59 | 27.46 | 57.08 | (3) 57.08 | |
| | | LEE Hsuan Yen | 0.31 | 29.08 | 1:02.44 | (3) 1:59.52 | |
| | | CHU Chen Ping | 0.40 | 25.33 | 53.77 | (2) 2:53.29 | |
| | | LIN Chien Liang | 0.54 | 23.82 | 50.18 | (1) 3:43.47 | |
| 2 | 6 | KOR - REPUBLIC OF KOREA | | | | 3:44.08 | 0.61 |
| | | WON Youngjun | 0.78 | 27.50 | 56.73 | (2) 56.73 | |
| | | KIM Jaeyoun | 0.29 | 28.82 | 1:02.05 | (2) 1:58.78 | |
| | | LEE Tae Gu | 0.42 | 25.42 | 54.36 | (1) 2:53.14 | |
| | | HEO Wonseo | 0.23 | 24.29 | 50.94 | (2) 3:44.08 | |
| 3 | 4 | RSA - SOUTH AFRICA | | | | 3:45.00 | 1.53 |
| | | BINEDELL Martin Christia | 0.80 | 27.44 | 56.64 | (1) 56.64 | |
| | | BASSON Alaric Bennedic | 0.51 | 29.64 | 1:03.28 | (5) 1:59.92 | |
| | | COETZEE Ryan | 0.28 | 24.79 | 55.36 | (5) 2:55.28 | |
| | | BROWN Devon Myles Wil | 0.33 | 23.75 | 49.72 | (3) 3:45.00 | |
| 4 | 7 | AUT - AUSTRIA | | | | 3:45.70 | 2.23 |
| | | REITSHAMMER Bernhard | 0.84 | 27.37 | 57.19 | (4) 57.19 | |
| | | DIETRICH Johannes | 0.21 | 29.31 | 1:02.56 | (4) 1:59.75 | |
| | | SUBARSKY Sascha Michel | 0.23 | 25.03 | 55.30 | (3) 2:55.05 | |
| | | KNABL Alexander | 0.25 | 24.46 | 50.65 | (4) 3:45.70 | |
| 5 | 5 | HKG - HONG KONG, CHINA | | | | 3:45.77 | 2.30 |
| | | LAU Shiu Yue | 0.75 | 27.76 | 57.98 | (6) 57.98 | |
| | | TO Kenneth King Him | 0.22 | 28.53 | 1:02.24 | (6) 2:00.22 | |
| | | NG Chun Nam Derick | 0.24 | 25.32 | 54.87 | (4) 2:55.09 | |
| | | WONG Chen Ho Jeremy | 0.17 | 23.98 | 50.68 | (5) 3:45.77 | |
| 6 | 2 | SUI - SWITZERLAND | | | | 3:45.80 | 2.33 |
| | | LIESS Thomas | 0.79 | 28.01 | 57.62 | (5) 57.62 | |
| | | KASER Yannick | 0.25 | 27.90 | 1:00.19 | (1) 1:57.81 | |
| | | SIDLER Christian | 0.32 | 26.34 | 57.55 | (6) 2:55.36 | |
| | | MOZZINI VELLEN Andrea Vittorin | 0.13 | 23.59 | 50.44 | (6) 3:45.80 | |
| 7 | 1 | EST - ESTONIA | | | | 3:52.80 | 9.33 |
| | | GUSSEV Andrei | 0.82 | 27.63 | 58.13 | (7) 58.13 | |
| | | KASEMETS Ayrton | 0.32 | 30.46 | 1:06.03 | (7) 2:04.16 | |
| | | GOLD Joshua Maurice | 0.32 | 25.78 | 56.39 | (7) 3:00.55 | |
| | | UETT Hendrik | 0.35 | 24.79 | 52.25 | (7) 3:52.80 | |
| 8 | | FIN - FINLAND | | | | DNS | |



RESULTS

比賽成績

| | Record | NUSF (Relay) | Location | Date |
|----|---------|-------------------|----------------|-------------|
| WR | 3:27.28 | USA-UNITED STATES | ROME (ITA) | 02 AUG 2009 |
| UR | 3:32.80 | JPN-JAPAN | BELGRADE (SRB) | 11 JUL 2009 |

Heat 4 of 5

| Rank | Lane | NUSF Name | R.T. | 50m | 100m | Time | Time Behind |
|------|------|---------------------------------|-------|-------|---------|----------------|-------------|
| 1 | 2 | LTU - LITHUANIA | | | | 3:37.51 | |
| | | RAPSYS Danas | 0.68 | 26.25 | 54.30 | (1) 54.30 | |
| | | SIDLAUSKAS Andrius | 0.22 | 27.24 | 59.43 | (1) 1:53.73 | |
| | | DUSKINAS Tadas | 0.20 | 24.32 | 53.97 | (1) 2:47.70 | |
| | | STRAZDAS Povilas | -0.03 | 23.36 | 49.81 | (1) 3:37.51 | |
| 2 | 7 | IRL - IRELAND | | | | 3:37.54 | 0.03 |
| | | RYAN Shane Patrick | 0.79 | 26.16 | 54.97 | (3) 54.97 | |
| | | GREENE Darragh | 0.14 | 27.74 | 1:00.89 | (3) 1:55.86 | |
| | | HYLAND Brendan | 0.23 | 24.26 | 52.59 | (2) 2:48.45 | |
| | | SLOAN Jordan Ross | 0.27 | 23.20 | 49.09 | (2) 3:37.54 | |
| 3 | 5 | POL - POLAND | | | | 3:38.34 | 0.83 |
| | | POLEWKA Tomasz | 0.84 | 26.91 | 55.73 | (4) 55.73 | |
| | | STOLARSKI Marcin Tomasz | 0.26 | 28.79 | 1:01.26 | (6) 1:56.99 | |
| | | POPRAWA Michal Adam | 0.23 | 24.65 | 52.57 | (5) 2:49.56 | |
| | | MAJCHRZAK Kacper Krystian | 0.33 | 23.30 | 48.78 | (3) 3:38.34 | |
| 4 | 4 | RUS - RUSSIAN FEDERATION | | | | 3:38.69 | 1.18 |
| | | SHABASOV Andrei | 0.88 | 26.82 | 54.93 | (2) 54.93 | |
| | | DORINOV Mikhail | 0.18 | 28.26 | 1:01.29 | (4) 1:56.22 | |
| | | KUDASHEV Aleksandr | 0.36 | 24.94 | 53.10 | (4) 2:49.32 | |
| | | KOROLEV Nikita | 0.43 | 23.90 | 49.37 | (4) 3:38.69 | |
| 5 | 3 | BLR - BELARUS | | | | 3:39.32 | 1.81 |
| | | TSMYH Mikita | 0.62 | 26.74 | 55.78 | (5) 55.78 | |
| | | SHYMANOVICH Ilya | 0.21 | 27.26 | 59.79 | (2) 1:55.57 | |
| | | DODALEU Yahor | 0.11 | 24.11 | 53.19 | (3) 2:48.76 | |
| | | KRASOCHKA Viktor | 0.45 | 24.34 | 50.56 | (5) 3:39.32 | |
| 6 | 6 | SWE - SWEDEN | | | | 3:41.21 | 3.70 |
| | | FREDRIKSSON Dag Petter | 0.93 | 26.99 | 56.11 | (6) 56.11 | |
| | | SKAGIUS Erik Johannes | 0.43 | 27.94 | 1:00.85 | (5) 1:56.96 | |
| | | BJOERK Jesper Lars | 0.22 | 24.60 | 53.49 | (6) 2:50.45 | |
| | | PETTERSSON Axel Lennart Vi | 0.21 | 23.54 | 50.76 | (6) 3:41.21 | |
| 7 | 1 | GER - GERMANY | | | | 3:42.40 | 4.89 |
| | | WEDEL Kevin | 0.89 | 27.79 | 57.82 | (8) 57.82 | |
| | | SCHWINGENSCHLOEGL Fabian | 0.20 | 28.13 | 1:01.28 | (7) 1:59.10 | |
| | | KUNERT Alexander Rolf | 0.25 | 24.50 | 53.37 | (7) 2:52.47 | |
| | | OSWALD Maximilian Ludw | 0.18 | 22.90 | 49.93 | (7) 3:42.40 | |
| 8 | 8 | NZL - NEW ZEALAND | | | | 3:44.92 | 7.41 |
| | | MAIN Bayley Heath Pe | 0.67 | 27.13 | 56.85 | (7) 56.85 | |
| | | SCHRODER George Liam | 0.27 | 29.03 | 1:02.77 | (8) 1:59.62 | |
| | | COETZEE Corneille Gerha | 0.19 | 25.52 | 54.89 | (8) 2:54.51 | |
| | | WEIR Julian Andrew | 0.16 | 23.82 | 50.41 | (8) 3:44.92 | |



RESULTS

比賽成績

| | Record | NUSF (Relay) | Location | Date |
|----|---------|-------------------|----------------|-------------|
| WR | 3:27.28 | USA-UNITED STATES | ROME (ITA) | 02 AUG 2009 |
| UR | 3:32.80 | JPN-JAPAN | BELGRADE (SRB) | 11 JUL 2009 |

Heat 5 of 5

| Rank | Lane | NUSF Name | R.T. | 50m | 100m | Time | Time Behind |
|------|------|---------------------------------------|------|-------|---------|----------------|-------------|
| 1 | 2 | BRA - BRAZIL | | | | 3:37.46 | |
| | | GOMES DE DEUS Leonardo | 0.76 | 26.66 | 55.25 | (4) 55.25 | |
| | | KAGE MONNI Felipe Hidekazu | 0.17 | 28.26 | 1:01.36 | (3) 1:56.61 | |
| | | MOREIRA LANZA Vinicius | 0.31 | 24.09 | 52.21 | (2) 2:48.82 | |
| | | SILVA SPAJARI Pedro Henrique | 0.35 | 22.75 | 48.64 | (1) 3:37.46 | |
| 2 | 3 | ITA - ITALY | | | | 3:37.96 | 0.50 |
| | | MILLI Matteo | 0.81 | 26.69 | 55.01 | (3) 55.01 | |
| | | TONIATO Andrea | 0.19 | 28.39 | 1:01.82 | (4) 1:56.83 | |
| | | CARINI Giacomo | 0.24 | 24.71 | 52.70 | (4) 2:49.53 | |
| | | MIRESSI Alessandro | 0.30 | 23.22 | 48.43 | (2) 3:37.96 | |
| 3 | 4 | USA - UNITED STATES of AMERICA | | | | 3:38.39 | 0.93 |
| | | DALE Taylor Lee | 0.77 | 26.40 | 54.49 | (1) 54.49 | |
| | | MONTAGUE Jacob Robert | 0.29 | 28.65 | 1:01.75 | (1) 1:56.24 | |
| | | HARTING Zachary Scott | 0.18 | 24.59 | 52.84 | (3) 2:49.08 | |
| | | ROONEY Maxime Pholien | 0.31 | 23.83 | 49.31 | (3) 3:38.39 | |
| 4 | 5 | JPN - JAPAN | | | | 3:39.22 | 1.76 |
| | | UNO Shuhei | 0.76 | 26.58 | 54.95 | (2) 54.95 | |
| | | MURA Ryuya | 0.27 | 29.42 | 1:01.32 | (2) 1:56.27 | |
| | | HOROMURA Nao | 0.16 | 24.29 | 52.29 | (1) 2:48.56 | |
| | | MATSUMOTO Katsuhiko | 0.25 | 24.17 | 50.66 | (4) 3:39.22 | |
| 5 | 7 | CAN - CANADA | | | | 3:40.34 | 2.88 |
| | | HILL Robert Graham | 0.76 | 27.08 | 55.54 | (5) 55.54 | |
| | | WALL Elijah Benjamin | 0.18 | 28.68 | 1:02.04 | (5) 1:57.58 | |
| | | BINNEMA Josiah James | 0.10 | 24.43 | 53.06 | (5) 2:50.64 | |
| | | THORMEYER Markus | 0.39 | 23.65 | 49.70 | (5) 3:40.34 | |
| 6 | 1 | ISR - ISRAEL | | | | 3:41.81 | 4.35 |
| | | KOPELEV Jonatan Josef | 0.75 | 26.09 | 55.80 | (6) 55.80 | |
| | | GOLDFADEN Itay | 0.28 | 28.45 | 1:02.42 | (6) 1:58.22 | |
| | | SCHLESINGER Marcus John | 0.34 | 23.69 | 53.41 | (6) 2:51.63 | |
| | | GAMBURG David | 0.16 | 23.00 | 50.18 | (6) 3:41.81 | |
| 7 | 6 | GRE - GREECE | | | | 3:43.11 | 5.65 |
| | | SPANOUKAKIS Georgios | 0.76 | 27.05 | 55.85 | (7) 55.85 | |
| | | CHRISTOU Apostolos | 0.19 | 29.10 | 1:02.82 | (7) 1:58.67 | |
| | | DIMITRIADIS Stefanos | 0.47 | 25.10 | 53.84 | (7) 2:52.51 | |
| | | KOLIOPOULOS Fotios | 0.40 | 24.01 | 50.60 | (7) 3:43.11 | |
| 8 | 8 | FRA - FRANCE | | | | 3:43.49 | 6.03 |
| | | AVETAND Thomas, Valenti | 0.60 | 27.04 | 56.13 | (8) 56.13 | |
| | | VIQUERAT Antoine | 0.24 | 29.31 | 1:03.51 | (8) 1:59.64 | |
| | | PIJULET Paul, Samuel, J | 0.15 | 24.19 | 53.49 | (8) 2:53.13 | |
| | | DERACHE Alexandre | 0.24 | 23.87 | 50.36 | (8) 3:43.49 | |

| | | | | | | |
|----------------|---------------|------|---------------|----|--------------------|-----------------|
| Legend: | | | | | | |
| DNS | Did not start | R.T. | Reaction time | UR | Universiade Record | WR World record |



RESULTS SUMMARY

成績總表

| | Record | NUSF (Relay) | Location | Date |
|----|---------|-------------------|----------------|-------------|
| WR | 3:27.28 | USA-UNITED STATES | ROME (ITA) | 02 AUG 2009 |
| UR | 3:32.80 | JPN-JAPAN | BELGRADE (SRB) | 11 JUL 2009 |

| Heats | | | | | | | | Event No. 40 |
|-------|------|------|---------------------------------------|-------|-------|---------|----------------|--------------|
| Rank | Heat | Lane | NUSF Name | R.T. | 50m | 100m | Time | Time Behind |
| 1 | 5 | 2 | BRA - BRAZIL | | | | 3:37.46 | Q |
| | | | GOMES DE DEUS Leonardo | 0.76 | 26.66 | 55.25 | (4) 55.25 | |
| | | | KAGE MONNI Felipe Hidekazu | 0.17 | 28.26 | 1:01.36 | (3) 1:56.61 | |
| | | | MOREIRA LANZA Vinicius | 0.31 | 24.09 | 52.21 | (2) 2:48.82 | |
| | | | SILVA SPAJARI Pedro Henrique | 0.35 | 22.75 | 48.64 | (1) 3:37.46 | |
| 2 | 4 | 2 | LTU - LITHUANIA | | | | 3:37.51 | 0.05 Q |
| | | | RAPSYS Danas | 0.68 | 26.25 | 54.30 | (1) 54.30 | |
| | | | SIDLAUSKAS Andrius | 0.22 | 27.24 | 59.43 | (1) 1:53.73 | |
| | | | DUSKINAS Tadas | 0.20 | 24.32 | 53.97 | (1) 2:47.70 | |
| | | | STRAZDAS Povilas | -0.03 | 23.36 | 49.81 | (1) 3:37.51 | |
| 3 | 4 | 7 | IRL - IRELAND | | | | 3:37.54 | 0.08 Q |
| | | | RYAN Shane Patrick | 0.79 | 26.16 | 54.97 | (3) 54.97 | |
| | | | GREENE Darragh | 0.14 | 27.74 | 1:00.89 | (3) 1:55.86 | |
| | | | HYLAND Brendan | 0.23 | 24.26 | 52.59 | (2) 2:48.45 | |
| | | | SLOAN Jordan Ross | 0.27 | 23.20 | 49.09 | (2) 3:37.54 | |
| 4 | 5 | 3 | ITA - ITALY | | | | 3:37.96 | 0.50 Q |
| | | | MILLI Matteo | 0.81 | 26.69 | 55.01 | (3) 55.01 | |
| | | | TONIATO Andrea | 0.19 | 28.39 | 1:01.82 | (4) 1:56.83 | |
| | | | CARINI Giacomo | 0.24 | 24.71 | 52.70 | (4) 2:49.53 | |
| | | | MIRESSI Alessandro | 0.30 | 23.22 | 48.43 | (2) 3:37.96 | |
| 5 | 4 | 5 | POL - POLAND | | | | 3:38.34 | 0.88 Q |
| | | | POLEWKA Tomasz | 0.84 | 26.91 | 55.73 | (4) 55.73 | |
| | | | STOLARSKI Marcin Tomasz | 0.26 | 28.79 | 1:01.26 | (6) 1:56.99 | |
| | | | POPRAWA Michal Adam | 0.23 | 24.65 | 52.57 | (5) 2:49.56 | |
| | | | MAJCHRZAK Kacper Krystian | 0.33 | 23.30 | 48.78 | (3) 3:38.34 | |
| 6 | 5 | 4 | USA - UNITED STATES of AMERICA | | | | 3:38.39 | 0.93 Q |
| | | | DALE Taylor Lee | 0.77 | 26.40 | 54.49 | (1) 54.49 | |
| | | | MONTAGUE Jacob Robert | 0.29 | 28.65 | 1:01.75 | (1) 1:56.24 | |
| | | | HARTING Zachary Scott | 0.18 | 24.59 | 52.84 | (3) 2:49.08 | |
| | | | ROONEY Maxime Pholien | 0.31 | 23.83 | 49.31 | (3) 3:38.39 | |
| 7 | 4 | 4 | RUS - RUSSIAN FEDERATION | | | | 3:38.69 | 1.23 Q |
| | | | SHABASOV Andrei | 0.88 | 26.82 | 54.93 | (2) 54.93 | |
| | | | DORINOV Mikhail | 0.18 | 28.26 | 1:01.29 | (4) 1:56.22 | |
| | | | KUDASHEV Aleksandr | 0.36 | 24.94 | 53.10 | (4) 2:49.32 | |
| | | | KOROLEV Nikita | 0.43 | 23.90 | 49.37 | (4) 3:38.69 | |
| 8 | 5 | 5 | JPN - JAPAN | | | | 3:39.22 | 1.76 Q |
| | | | UNO Shuhei | 0.76 | 26.58 | 54.95 | (2) 54.95 | |
| | | | MURA Ryuya | 0.27 | 29.42 | 1:01.32 | (2) 1:56.27 | |
| | | | HOROMURA Nao | 0.16 | 24.29 | 52.29 | (1) 2:48.56 | |
| | | | MATSUMOTO Katsuhiro | 0.25 | 24.17 | 50.66 | (4) 3:39.22 | |
| 9 | 4 | 3 | BLR - BELARUS | | | | 3:39.32 | 1.86 |
| | | | TSMYH Mikita | 0.62 | 26.74 | 55.78 | (5) 55.78 | |
| | | | SHYMANOVICH Ilya | 0.21 | 27.26 | 59.79 | (2) 1:55.57 | |
| | | | DODALEU Yahor | 0.11 | 24.11 | 53.19 | (3) 2:48.76 | |
| | | | KRASOCHKA Viktor | 0.45 | 24.34 | 50.56 | (5) 3:39.32 | |
| 10 | 2 | 4 | AUS - AUSTRALIA | | | | 3:39.73 | 2.27 |
| | | | TREFFERS Benjamin Mark | 0.75 | 26.35 | 54.57 | (1) 54.57 | |
| | | | MILLIGAN Alex Stewart Da | 0.32 | 28.93 | 1:02.30 | (1) 1:56.87 | |
| | | | MCCARTHY Brayden Noel Do | 0.21 | 23.97 | 53.34 | (1) 2:50.21 | |
| | | | STOCKWELL William Thomas | 0.04 | 23.25 | 49.52 | (1) 3:39.73 | |



RESULTS SUMMARY

成績總表

| | Record | NUSF (Relay) | Location | Date |
|----|---------|-------------------|----------------|-------------|
| WR | 3:27.28 | USA-UNITED STATES | ROME (ITA) | 02 AUG 2009 |
| UR | 3:32.80 | JPN-JAPAN | BELGRADE (SRB) | 11 JUL 2009 |

Heats

| Rank | Heat | Lane | NUSF Name | R.T. | 50m | 100m | Time | Time Behind |
|------|------|------|--------------------------------|------|-------|---------|----------------|-------------|
| 11 | 5 | 7 | CAN - CANADA | | | | 3:40.34 | 2.88 |
| | | | HILL Robert Graham | 0.76 | 27.08 | 55.54 | (5) 55.54 | |
| | | | WALL Elijah Benjamin | 0.18 | 28.68 | 1:02.04 | (5) 1:57.58 | |
| | | | BINNEMA Josiah James | 0.10 | 24.43 | 53.06 | (5) 2:50.64 | |
| | | | THORMEYER Markus | 0.39 | 23.65 | 49.70 | (5) 3:40.34 | |
| 12 | 1 | 3 | UKR - UKRAINE | | | | 3:40.38 | 2.92 |
| | | | HURNYTSKYI Dmytro | 0.85 | 26.82 | 56.55 | (1) 56.55 | |
| | | | KARPENKO Oleksandr | 0.45 | 28.98 | 1:03.14 | (2) 1:59.69 | |
| | | | IVANOV Oleksii | 0.10 | 24.20 | 51.78 | (2) 2:51.47 | |
| | | | SHEVTSOV Serhii | 0.25 | 22.89 | 48.91 | (1) 3:40.38 | |
| 13 | 4 | 6 | SWE - SWEDEN | | | | 3:41.21 | 3.75 |
| | | | FREDRIKSSON Dag Petter | 0.93 | 26.99 | 56.11 | (6) 56.11 | |
| | | | SKAGIUS Erik Johannes | 0.43 | 27.94 | 1:00.85 | (5) 1:56.96 | |
| | | | BJOERK Jesper Lars | 0.22 | 24.60 | 53.49 | (6) 2:50.45 | |
| | | | PETTERSSON Axel Lennart Vi | 0.21 | 23.54 | 50.76 | (6) 3:41.21 | |
| 14 | 1 | 5 | MEX - MEXICO | | | | 3:41.43 | 3.97 |
| | | | SONG AN Andy Xianyang | 0.82 | 27.33 | 56.77 | (2) 56.77 | |
| | | | CASTILLO LUNA Mauro | 0.13 | 28.28 | 1:00.92 | (1) 1:57.69 | |
| | | | GONZALEZ MEDINA Mateo | 0.13 | 24.55 | 53.05 | (1) 2:50.74 | |
| | | | GUTIERREZ FENG L | 0.09 | 24.15 | 50.69 | (2) 3:41.43 | |
| 15 | 5 | 1 | ISR - ISRAEL | | | | 3:41.81 | 4.35 |
| | | | KOPELEV Jonatan Josef | 0.75 | 26.09 | 55.80 | (6) 55.80 | |
| | | | GOLDFADEN Itay | 0.28 | 28.45 | 1:02.42 | (6) 1:58.22 | |
| | | | SCHLESINGER Marcus John | 0.34 | 23.69 | 53.41 | (6) 2:51.63 | |
| | | | GAMBURG David | 0.16 | 23.00 | 50.18 | (6) 3:41.81 | |
| 16 | 4 | 1 | GER - GERMANY | | | | 3:42.40 | 4.94 |
| | | | WEDEL Kevin | 0.89 | 27.79 | 57.82 | (8) 57.82 | |
| | | | SCHWINGENSCHLOEGL Fabian | 0.20 | 28.13 | 1:01.28 | (7) 1:59.10 | |
| | | | KUNERT Alexander Rolf | 0.25 | 24.50 | 53.37 | (7) 2:52.47 | |
| | | | OSWALD Maximilian Ludw | 0.18 | 22.90 | 49.93 | (7) 3:42.40 | |
| 17 | 5 | 6 | GRE - GREECE | | | | 3:43.11 | 5.65 |
| | | | SPANOUKAKIS Georgios | 0.76 | 27.05 | 55.85 | (7) 55.85 | |
| | | | CHRISTOU Apostolos | 0.19 | 29.10 | 1:02.82 | (7) 1:58.67 | |
| | | | DIMITRIADIS Stefanos | 0.47 | 25.10 | 53.84 | (7) 2:52.51 | |
| | | | KOLIOPOULOS Fotios | 0.40 | 24.01 | 50.60 | (7) 3:43.11 | |
| 18 | 3 | 3 | TPE - CHINESE TAIPEI | | | | 3:43.47 | 6.01 |
| | | | WANG Yu Lian | 0.59 | 27.46 | 57.08 | (3) 57.08 | |
| | | | LEE Hsuan Yen | 0.31 | 29.08 | 1:02.44 | (3) 1:59.52 | |
| | | | CHU Chen Ping | 0.40 | 25.33 | 53.77 | (2) 2:53.29 | |
| | | | LIN Chien Liang | 0.54 | 23.82 | 50.18 | (1) 3:43.47 | |
| 19 | 5 | 8 | FRA - FRANCE | | | | 3:43.49 | 6.03 |
| | | | AVETAND Thomas, Valenti | 0.60 | 27.04 | 56.13 | (8) 56.13 | |
| | | | VIQUERAT Antoine | 0.24 | 29.31 | 1:03.51 | (8) 1:59.64 | |
| | | | PIJULET Paul, Samuel, J | 0.15 | 24.19 | 53.49 | (8) 2:53.13 | |
| | | | DERACHE Alexandre | 0.24 | 23.87 | 50.36 | (8) 3:43.49 | |
| 20 | 3 | 6 | KOR - REPUBLIC of KOREA | | | | 3:44.08 | 6.62 |
| | | | WON Youngjun | 0.78 | 27.50 | 56.73 | (2) 56.73 | |
| | | | KIM Jaeyoun | 0.29 | 28.82 | 1:02.05 | (2) 1:58.78 | |
| | | | LEE Tae Gu | 0.42 | 25.42 | 54.36 | (1) 2:53.14 | |
| | | | HEO Wonseo | 0.23 | 24.29 | 50.94 | (2) 3:44.08 | |



RESULTS SUMMARY

成績總表

| | Record | NUSF (Relay) | Location | Date |
|----|---------|-------------------|----------------|-------------|
| WR | 3:27.28 | USA-UNITED STATES | ROME (ITA) | 02 AUG 2009 |
| UR | 3:32.80 | JPN-JAPAN | BELGRADE (SRB) | 11 JUL 2009 |

Heats

| Rank | Heat | Lane | NUSF Name | R.T. | 50m | 100m | Time | Time Behind |
|------|------|------|--------------------------------|------|-------|---------|----------------|-------------|
| 21 | 4 | 8 | NZL - NEW ZEALAND | | | | 3:44.92 | 7.46 |
| | | | MAIN Bayley Heath Pe | 0.67 | 27.13 | 56.85 | (7) 56.85 | |
| | | | SCHRODER George Liam | 0.27 | 29.03 | 1:02.77 | (8) 1:59.62 | |
| | | | COETZEE Corneille Gerha | 0.19 | 25.52 | 54.89 | (8) 2:54.51 | |
| | | | WEIR Julian Andrew | 0.16 | 23.82 | 50.41 | (8) 3:44.92 | |
| 22 | 3 | 4 | RSA - SOUTH AFRICA | | | | 3:45.00 | 7.54 |
| | | | BINEDELL Martin Christia | 0.80 | 27.44 | 56.64 | (1) 56.64 | |
| | | | BASSON Alaric Bennedic | 0.51 | 29.64 | 1:03.28 | (5) 1:59.92 | |
| | | | COETZEE Ryan | 0.28 | 24.79 | 55.36 | (5) 2:55.28 | |
| | | | BROWN Devon Myles Wil | 0.33 | 23.75 | 49.72 | (3) 3:45.00 | |
| 23 | 3 | 7 | AUT - AUSTRIA | | | | 3:45.70 | 8.24 |
| | | | REITSHAMMER Bernhard | 0.84 | 27.37 | 57.19 | (4) 57.19 | |
| | | | DIETRICH Johannes | 0.21 | 29.31 | 1:02.56 | (4) 1:59.75 | |
| | | | SUBARSKY Sascha Michel | 0.23 | 25.03 | 55.30 | (3) 2:55.05 | |
| | | | KNABL Alexander | 0.25 | 24.46 | 50.65 | (4) 3:45.70 | |
| 24 | 3 | 5 | HKG - HONG KONG, CHINA | | | | 3:45.77 | 8.31 |
| | | | LAU Shiu Yue | 0.75 | 27.76 | 57.98 | (6) 57.98 | |
| | | | TO Kenneth King Him | 0.22 | 28.53 | 1:02.24 | (6) 2:00.22 | |
| | | | NG Chun Nam Derick | 0.24 | 25.32 | 54.87 | (4) 2:55.09 | |
| | | | WONG Chen Ho Jeremy | 0.17 | 23.98 | 50.68 | (5) 3:45.77 | |
| 25 | 3 | 2 | SUI - SWITZERLAND | | | | 3:45.80 | 8.34 |
| | | | LIESS Thomas | 0.79 | 28.01 | 57.62 | (5) 57.62 | |
| | | | KASER Yannick | 0.25 | 27.90 | 1:00.19 | (1) 1:57.81 | |
| | | | SIDLER Christian | 0.32 | 26.34 | 57.55 | (6) 2:55.36 | |
| | | | MOZZINI VELLEN Andrea Vittorin | 0.13 | 23.59 | 50.44 | (6) 3:45.80 | |
| 26 | 1 | 7 | ARG - ARGENTINA | | | | 3:49.62 | 12.16 |
| | | | DEFERRARI Nicolas | 0.68 | 27.42 | 57.73 | (3) 57.73 | |
| | | | MORELLI Gabriel Osvaldo | 0.30 | 29.43 | 1:03.79 | (3) 2:01.52 | |
| | | | BUSCAGLIA Guido Alejandro | 0.32 | 25.34 | 54.45 | (3) 2:55.97 | |
| | | | SERRA Joaquin | 0.07 | 24.69 | 53.65 | (3) 3:49.62 | |
| 27 | 3 | 1 | EST - ESTONIA | | | | 3:52.80 | 15.34 |
| | | | GUSSEV Andrei | 0.82 | 27.63 | 58.13 | (7) 58.13 | |
| | | | KASEMETS Ayrton | 0.32 | 30.46 | 1:06.03 | (7) 2:04.16 | |
| | | | GOLD Joshua Maurice | 0.32 | 25.78 | 56.39 | (7) 3:00.55 | |
| | | | UETT Hendrik | 0.35 | 24.79 | 52.25 | (7) 3:52.80 | |
| 28 | 1 | 2 | CHN - CHINA | | | | 3:57.63 | 20.17 |
| | | | LI Xiaochen | 0.67 | 29.94 | 1:02.73 | (4) 1:02.73 | |
| | | | CHEN Hongrui | 0.37 | 29.90 | 1:05.03 | (4) 2:07.76 | |
| | | | MU Xingxu | 0.16 | 26.04 | 57.49 | (4) 3:05.25 | |
| | | | YANG Xianhe | 0.31 | 24.96 | 52.38 | (4) 3:57.63 | |
| 29 | 2 | 8 | SGP - SINGAPORE | | | | 4:05.27 | 27.81 |
| | | | HO Wei Ming | 0.79 | 30.60 | 1:05.81 | (5) 1:05.81 | |
| | | | LIM Kenneth Duan Le | 0.38 | 30.17 | 1:06.41 | (3) 2:12.22 | |
| | | | LEE Zheng Kai | 0.39 | 27.42 | 59.97 | (3) 3:12.19 | |
| | | | LIM Fang Yi | 0.18 | 25.11 | 53.08 | (2) 4:05.27 | |
| 30 | 2 | 3 | CHI - CHILE | | | | 4:05.47 | 28.01 |
| | | | PINTO MATTA Matias Antonio | 0.87 | 30.60 | 1:03.39 | (2) 1:03.39 | |
| | | | GALVEZ ENGELS Jose Tomas | 0.41 | 32.27 | 1:07.98 | (2) 2:11.37 | |
| | | | QUIROZ UTEAU Felipe Martin | 0.39 | 27.95 | 1:00.61 | (2) 3:11.98 | |
| | | | VARAS SOLER Carlos Andres | 0.42 | 24.93 | 53.49 | (3) 4:05.47 | |



RESULTS SUMMARY

成績總表

| | Record | NUSF (Relay) | Location | Date |
|----|---------|-------------------|----------------|-------------|
| WR | 3:27.28 | USA-UNITED STATES | ROME (ITA) | 02 AUG 2009 |
| UR | 3:32.80 | JPN-JAPAN | BELGRADE (SRB) | 11 JUL 2009 |

Heats

| Rank | Heat | Lane | NUSF Name | R.T. | 50m | 100m | Time | Time Behind |
|------|------|------|----------------------------|------|-------|---------|----------------|-------------|
| 31 | 2 | 7 | PHI - PHILIPPINES | | | | 4:14.94 | 37.48 |
| | | | PUYO Arian Neil | 0.79 | 30.41 | 1:03.48 | (3) 1:03.48 | |
| | | | MAGBAG Drew Benett | 0.42 | 34.34 | 1:12.75 | (4) 2:16.23 | |
| | | | SOLITA Jux Keaton | 0.57 | 29.33 | 1:01.94 | (4) 3:18.17 | |
| | | | PUPOS Martin Jacob | 0.42 | 26.80 | 56.77 | (4) 4:14.94 | |
| 32 | 2 | 2 | LBN - LEBANON | | | | 4:16.90 | 39.44 |
| | | | WAKED Maroun | 0.85 | 31.06 | 1:04.02 | (4) 1:04.02 | |
| | | | SOUAIBY Anthony | 0.40 | 32.32 | 1:12.48 | (5) 2:16.50 | |
| | | | ASSI Sherif | 0.40 | 27.87 | 1:02.13 | (5) 3:18.63 | |
| | | | GHOSN Anthony | 0.82 | 28.31 | 58.27 | (5) 4:16.90 | |
| 33 | 2 | 1 | OMA - OMAN | | | | 4:28.09 | 50.63 |
| | | | AL QASMI Aiman Talib Nas | 0.74 | 33.18 | 1:09.35 | (6) 1:09.35 | |
| | | | AL HABSI Mohammed Nasib | 0.62 | 39.37 | 1:17.65 | (6) 2:27.00 | |
| | | | AL HARRASI Nidhal Sulaiman | 0.49 | 29.11 | 1:03.65 | (6) 3:30.65 | |
| | | | AL QASMI Naif Munir Ibra | 0.70 | 26.79 | 57.44 | (6) 4:28.09 | |
| | 1 | 6 | ALG - ALGERIA | | | | DNS | |
| | 1 | 4 | NGR - NIGERIA | | | | DNS | |
| | 2 | 6 | PAR - PARAGUAY | | | | DNS | |
| | 2 | 5 | LAT - LATVIA | | | | DNS | |
| | | | FELDBERGS Girts | | | | | |
| | | | BOBROVS Daniils | | | | | |
| | | | MASKALENKO Nikolajs | | | | | |
| | | | FELDBERGS Valts | | | | | |
| | 3 | 8 | FIN - FINLAND | | | | DNS | |

Legend:

| | | | | | | | |
|-----|---------------|---|------------------|------|---------------|----|--------------------|
| DNS | Did not start | Q | Classified Final | R.T. | Reaction time | UR | Universiade Record |
| WR | World record | | | | | | |




RESULT BOOK

29TH Summer Universiade Taipei 2017



Swimming

Men's 4x200m Freestyle
Relay





MEDALLISTS RELAY

獎牌得主

| Medal | NUSF | Name |
|--------|--------------------------------|---|
| GOLD | JPN - Japan | MATSUMOTO Katsuhiko SAKATA Reo KOBORI Yuki HAGINO Kosuke |
| SILVER | USA - United States of America | D'ARRIGO Andrea Mitchell ROONEY Maxime Pholien SHOULTS Grant Myers ROBERTS Jonathan Richar |
| BRONZE | RUS - Russian Federation | ANDRUSENKO Viacheslav STEPANOV Elisei MAKSUMOV Ernest VEKOVISHCHEV Mikhail |



START LIST

出賽名單

| | Record | NUSF (Relay) | Location | Date |
|-----------|---------|------------------------|-------------|-------------|
| WR | 6:58.55 | USA-UNITED STATES | ROME (ITA) | 31 JUL 2009 |
| UR | 7:05.49 | RUS-RUSSIAN FEDERATION | KAZAN (RUS) | 15 JUL 2013 |

Final

Event No. 36

| Lane | NUSF | Name | Date of Birth | Qualifying Time | Time | Rank |
|------|--------------------------------|----------------------------|---------------|-----------------|------|------|
| 1 | TPE - CHINESE TAIPEI | AN Ting Yao | 26 AUG 1997 | 7:24.82 | | |
| | | WANG Yu Lian | 6 SEP 1994 | | | |
| | | HUANG Yen Hsin | 12 SEP 1995 | | | |
| | | WANG Hsing Hao | 5 JUN 1999 | | | |
| 2 | FRA - FRANCE | ATSU Jonathan, Koffi | 27 SEP 1996 | 7:22.19 | | |
| | | BOURELLY Lorys, Yann, Gerb | 27 MAY 1992 | | | |
| | | DERACHE Alexandre | 3 MAY 1998 | | | |
| | | FUCHS Roman | 14 JAN 1998 | | | |
| 3 | USA - UNITED STATES of AMERICA | D'ARRIGO Andrea Mitchell | 28 APR 1995 | 7:19.25 | | |
| | | ROONEY Maxime Pholien | 16 APR 1998 | | | |
| | | SHOULTS Grant Myers | 6 JUN 1997 | | | |
| | | ROBERTS Jonathan Richar | 8 SEP 1995 | | | |
| 4 | JPN - JAPAN | MATSUMOTO Katsuhiko | 28 FEB 1997 | 7:16.90 | | |
| | | SAKATA Reo | 1 FEB 1996 | | | |
| | | KOBORI Yuki | 25 NOV 1993 | | | |
| | | HAGINO Kosuke | 15 AUG 1994 | | | |
| 5 | ITA - ITALY | MEGLI Filippo | 10 MAY 1997 | 7:19.08 | | |
| | | DI GIORGIO Alex | 28 JUL 1990 | | | |
| | | LOMBINI Fabio | 30 MAR 1998 | | | |
| | | PROIETTI COLONNA Alessio | 7 MAY 1998 | | | |
| 6 | RUS - RUSSIAN FEDERATION | ANDRUSENKO Viacheslav | 14 MAY 1992 | 7:19.29 | | |
| | | STEPANOV Elisei | 6 JUN 1997 | | | |
| | | MAKSUMOV Ernest | 2 JAN 1997 | | | |
| | | VEKOVISHCHEV Mikhail | 5 AUG 1998 | | | |
| 7 | CAN - CANADA | BAGSHAW Jeremy Soong Ji | 21 APR 1992 | 7:23.29 | | |
| | | THORMEYER Markus | 25 AUG 1997 | | | |
| | | COTE Tristan | 14 DEC 1995 | | | |
| | | REILLY Luke Patrick | 23 NOV 1995 | | | |
| 8 | POL - POLAND | WYSOCZYNSKI Mateusz Marek | 22 MAR 1993 | 7:25.34 | | |
| | | BUGDOL Rafal Jozef | 2 OCT 1995 | | | |
| | | POPRAWA Michal Adam | 2 NOV 1994 | | | |
| | | MAJCHRZAK Kacper Krystian | 22 SEP 1992 | | | |

Reserves

| NUSF | Name | Date of Birth | Qualifying Time | Time | Rank |
|-------------------------|------|---------------|-----------------|------|------|
| SWE - SWEDEN | | | 7:25.36 | | |
| KOR - REPUBLIC of KOREA | | | 7:31.10 | | |

Note:

Consult competition schedule in INFO for heat start times

Legend:

UR Universiade Record **WR** World record



START LIST

出賽名單

| | Record | NUSF (Relay) | Location | Date |
|-----------|---------|------------------------|-------------|-------------|
| WR | 6:58.55 | USA-UNITED STATES | ROME (ITA) | 31 JUL 2009 |
| UR | 7:05.49 | RUS-RUSSIAN FEDERATION | KAZAN (RUS) | 15 JUL 2013 |

Heat 1 of 3

Event No. 36

| Lane | NUSF | Name | Date of Birth | Qualifying Time | Time | Rank |
|------|------------------------|--|--|-----------------|------|------|
| 2 | LBN - LEBANON | | | | | |
| 3 | AUS - AUSTRALIA | | | 7:45.08 | | |
| 4 | MEX - MEXICO | IGA CESAR Jorge Andres GUTIERREZ FENG L RAMIREZ JUAREZ Ramiro SONG AN Andy Xianyang | 12 JAN 1997 23 FEB 1995 26 AUG 1990 20 AUG 1998 | 7:38.51 | | |
| 5 | HKG - HONG KONG, CHINA | CHAN Chun Hei CHEUNG Kin Tat Kent HO Tin Long NG Yan Kin | 23 AUG 1996 24 NOV 1992 24 APR 1997 25 JUL 1997 | 7:44.24 | | |
| 6 | PHI - PHILIPPINES | SOLITA Jux Keaton CHENG Nathan Anthony DE LAYOLA David SOGUILON Kobe | 14 SEP 1997 9 OCT 1998 18 DEC 1998 2 OCT 1999 | 8:20.00 | | |



START LIST

出賽名單

| | Record | NUSF (Relay) | Location | Date |
|-----------|---------|------------------------|-------------|-------------|
| WR | 6:58.55 | USA-UNITED STATES | ROME (ITA) | 31 JUL 2009 |
| UR | 7:05.49 | RUS-RUSSIAN FEDERATION | KAZAN (RUS) | 15 JUL 2013 |

Heat 2 of 3

| Lane | NUSF | Name | Date of Birth | Qualifying Time | Time | Rank |
|------|-------------------------|--------------------------------|---------------|-----------------|------|------|
| 1 | SUI - SWITZERLAND | MOZZINI VELLEN Andrea Vittorin | 26 OCT 1998 | 7:30.00 | | |
| | | LIESS Thomas | 18 JAN 1995 | | | |
| | | SIDLER Christian | 27 AUG 1991 | | | |
| | | KASER Yannick | 3 JUL 1992 | | | |
| 2 | CZE - CZECH REPUBLIC | HAVRANEK Tomas | 13 JUN 1994 | 7:20.00 | | |
| | | MOSER Josef | 21 JUL 1997 | | | |
| | | SEFL Jan | 10 MAY 1990 | | | |
| | | MICKA Jan | 15 JAN 1995 | | | |
| 3 | BRA - BRAZIL | CARER ROCCO Giuliano | 18 APR 1993 | 7:17.90 | | |
| | | RIBEIRO DE SOUZA Felipe | 19 FEB 1998 | | | |
| | | SILVA SPAJARI Pedro Henrique | 18 FEB 1997 | | | |
| | | GOMES DE DEUS Leonardo | 18 JAN 1991 | | | |
| 4 | JPN - JAPAN | SAKATA Reo | 1 FEB 1996 | 7:03.50 | | |
| | | SUYAMA Shuhei | 7 JUN 1996 | | | |
| | | MATSUMOTO Katsuhiko | 28 FEB 1997 | | | |
| | | SETO Daiya | 24 MAY 1994 | | | |
| 5 | ITA - ITALY | LOMBINI Fabio | 30 MAR 1998 | 7:10.00 | | |
| | | DI GIORGIO Alex | 28 JUL 1990 | | | |
| | | PROIETTI COLONNA Alessio | 7 MAY 1998 | | | |
| | | MEGLI Filippo | 10 MAY 1997 | | | |
| 6 | POL - POLAND | WYSOCZYNSKI Mateusz Marek | 22 MAR 1993 | 7:19.00 | | |
| | | BUGDOL Rafal Jozef | 2 OCT 1995 | | | |
| | | GOZDZIK Damian Jacek | 20 SEP 1995 | | | |
| | | MAJCHRZAK Kacper Krystian | 22 SEP 1992 | | | |
| 7 | KOR - REPUBLIC OF KOREA | HEO Wonseo | 4 JAN 1996 | 7:24.66 | | |
| | | KIM Jaewoo | 15 OCT 1995 | | | |
| | | CHOI Minwoo | 27 APR 1991 | | | |
| | | LEE Tae Gu | 27 JUL 1998 | | | |
| 8 | RSA - SOUTH AFRICA | BROWN Devon Myles Wil | 21 MAY 1992 | 7:38.13 | | |
| | | RAS Ruan | 27 DEC 1996 | | | |
| | | BASSON Alaric Bennedic | 16 FEB 1996 | | | |
| | | FAIR Neil | 13 JAN 1997 | | | |



START LIST

出賽名單

| | Record | NUSF (Relay) | Location | Date |
|-----------|---------|------------------------|-------------|-------------|
| WR | 6:58.55 | USA-UNITED STATES | ROME (ITA) | 31 JUL 2009 |
| UR | 7:05.49 | RUS-RUSSIAN FEDERATION | KAZAN (RUS) | 15 JUL 2013 |

Heat 3 of 3

| Lane | NUSF | Name | Date of Birth | Qualifying Time | Time | Rank |
|------|--------------------------------|----------------------------|---------------|-----------------|------|------|
| 1 | NZL - NEW ZEALAND | HUTCHINS Matthew Taylor | 19 SEP 1994 | 7:28.73 | | |
| | | MAIN Bayley Heath Pe | 14 MAR 1997 | | | |
| | | MINCHAM Michael James M | 1 JUL 1996 | | | |
| | | WEIR Julian Andrew | 1 MAR 1996 | | | |
| 2 | CAN - CANADA | BAGSHAW Jeremy Soong Ji | 21 APR 1992 | 7:19.47 | | |
| | | THORMEYER Markus | 25 AUG 1997 | | | |
| | | COTE Tristan | 14 DEC 1995 | | | |
| | | REILLY Luke Patrick | 23 NOV 1995 | | | |
| 3 | FRA - FRANCE | ATSU Jonathan, Koffi | 27 SEP 1996 | 7:17.16 | | |
| | | BOURELLY Lorys, Yann, Gerb | 27 MAY 1992 | | | |
| | | DERACHE Alexandre | 3 MAY 1998 | | | |
| | | SALVAN Hadrien, Martin | 10 JUL 1997 | | | |
| 4 | USA - UNITED STATES of AMERICA | SANDERS Grant Laurence | 1 AUG 1997 | 7:00.66 | | |
| | | NAKAMURA LITHERL K | 24 AUG 1995 | | | |
| | | KATZ Austin Matthew | 19 MAR 1999 | | | |
| | | D'ARRIGO Andrea Mitchell | 28 APR 1995 | | | |
| 5 | RUS - RUSSIAN FEDERATION | MAKSUMOV Ernest | 2 JAN 1997 | 7:05.80 | | |
| | | KUDASHEV Aleksandr | 5 DEC 1995 | | | |
| | | FEDOROV Aleksandr | 6 SEP 1994 | | | |
| | | STEPANOV Elisei | 6 JUN 1997 | | | |
| 6 | SWE - SWEDEN | PAULSSON Adam Lennart | 14 MAR 1995 | 7:18.00 | | |
| | | ELIASSON Karl Isak Valde | 22 JAN 1996 | | | |
| | | HOLMSTROEM Karl Jonas | 23 OCT 1992 | | | |
| | | BJOERK Jesper Lars | 5 DEC 1993 | | | |
| 7 | TPE - CHINESE TAIPEI | AN Ting Yao | 26 AUG 1997 | 7:23.00 | | |
| | | WANG Yu Lian | 6 SEP 1994 | | | |
| | | HUANG Yen Hsin | 12 SEP 1995 | | | |
| | | WANG Hsing Hao | 5 JUN 1999 | | | |
| 8 | EST - ESTONIA | UETT Hendrik | 2 JUL 1998 | 7:33.18 | | |
| | | PAAVO Sander | 27 AUG 1998 | | | |
| | | GOLD Joshua Maurice | 28 OCT 1996 | | | |
| | | GUSSEV Andrei | 11 JUL 1997 | | | |

Note:

Consult competition schedule in INFO for heat start times

Legend:

UR Universiade Record **WR** World record



RESULTS

比賽成績

| | Record | NUSF (Relay) | Location | Date |
|----|---------|------------------------|-------------|-------------|
| WR | 6:58.55 | USA-UNITED STATES | ROME (ITA) | 31 JUL 2009 |
| UR | 7:05.49 | RUS-RUSSIAN FEDERATION | KAZAN (RUS) | 15 JUL 2013 |

Heat 1 of 3

Event No. 36

| Rank | Lane | NUSF Name | R.T. | 50m | 100m | 150m | 200m | Time | Time Behind |
|------|------|-------------------------------|------|-------|---------|---------|---------|----------------|-------------|
| 1 | 4 | MEX - MEXICO | | | | | | 7:39.33 | |
| | | IGA CESAR Jorge Andres | 0.73 | 26.22 | 54.72 | 1:23.57 | 1:51.92 | (1) 1:51.92 | |
| | | GUTIERREZ FENG L | 0.33 | 25.50 | 54.81 | 1:25.23 | 1:56.03 | (1) 3:47.95 | |
| | | RAMIREZ JUAREZ Ramiro | 0.33 | 26.71 | 55.81 | 1:25.58 | 1:55.12 | (1) 5:43.07 | |
| | | SONG AN Andy Xianyang | 0.25 | 26.83 | 56.31 | 1:26.29 | 1:56.26 | (1) 7:39.33 | |
| 2 | 5 | HKG - HONG KONG, CHINA | | | | | | 7:55.74 | 16.41 |
| | | CHAN Chun Hei | 0.71 | 26.54 | 55.34 | 1:25.65 | 1:55.83 | (2) 1:55.83 | |
| | | CHEUNG Kin Tat Kent | 0.24 | 26.14 | 55.61 | 1:25.92 | 1:56.38 | (2) 3:52.21 | |
| | | HO Tin Long | 0.03 | 27.40 | 58.61 | 1:30.76 | 2:02.22 | (2) 5:54.43 | |
| | | NG Yan Kin | 0.50 | 26.84 | 57.53 | 1:29.49 | 2:01.31 | (2) 7:55.74 | |
| 3 | 6 | PHI - PHILIPPINES | | | | | | 9:28.62 | 1:49.29 |
| | | SOLITA Jux Keaton | 0.80 | 28.61 | 59.89 | 1:32.09 | 2:04.06 | (3) 2:04.06 | |
| | | CHENG Nathan Anthony | 0.52 | 31.06 | 1:08.19 | 1:48.43 | 2:30.48 | (3) 4:34.54 | |
| | | DE LAYOLA David | 0.32 | 33.28 | 1:12.60 | 1:52.66 | 2:29.30 | (3) 7:03.84 | |
| | | SOGUILON Kobe | 0.52 | 30.83 | 1:06.87 | 1:45.36 | 2:24.78 | (3) 9:28.62 | |
| 2 | | LBN - LEBANON | | | | | | DNS | |
| 3 | | AUS - AUSTRALIA | | | | | | DNS | |



RESULTS

比賽成績

| | Record | NUSF (Relay) | Location | Date |
|----|---------|------------------------|-------------|-------------|
| WR | 6:58.55 | USA-UNITED STATES | ROME (ITA) | 31 JUL 2009 |
| UR | 7:05.49 | RUS-RUSSIAN FEDERATION | KAZAN (RUS) | 15 JUL 2013 |

Heat 2 of 3

| Rank | Lane | NUSF Name | R.T. | 50m | 100m | 150m | 200m | Time | Time Behind |
|------|------|--------------------------------|-------|-------|-------|---------|---------|----------------|-------------|
| 1 | 4 | JPN - JAPAN | | | | | | 7:16.90 | |
| | | SAKATA Reo | 0.68 | 25.57 | 53.47 | 1:21.97 | 1:49.52 | (2) 1:49.52 | |
| | | SUYAMA Shuhei | 0.30 | 24.77 | 52.37 | 1:20.47 | 1:48.41 | (1) 3:37.93 | |
| | | MATSUMOTO Katsuhiko | 0.16 | 24.38 | 51.99 | 1:20.26 | 1:48.51 | (1) 5:26.44 | |
| | | SETO Daiya | 0.29 | 24.76 | 52.75 | 1:21.47 | 1:50.46 | (1) 7:16.90 | |
| 2 | 5 | ITA - ITALY | | | | | | 7:19.08 | 2.18 |
| | | LOMBINI Fabio | 0.68 | 26.19 | 54.01 | 1:22.00 | 1:49.90 | (3) 1:49.90 | |
| | | DI GIORGIO Alex | 0.34 | 25.34 | 53.19 | 1:21.88 | 1:50.30 | (3) 3:40.20 | |
| | | PROIETTI COLONNA Alessio | 0.15 | 24.88 | 52.26 | 1:20.86 | 1:49.43 | (2) 5:29.63 | |
| | | MEGLI Filippo | 0.21 | 24.08 | 51.52 | 1:20.17 | 1:49.45 | (2) 7:19.08 | |
| 3 | 6 | POL - POLAND | | | | | | 7:25.34 | 8.44 |
| | | WYSOCZYNSKI Mateusz Marek | 0.69 | 25.37 | 53.26 | 1:21.92 | 1:51.49 | (6) 1:51.49 | |
| | | BUGDOL Rafal Jozef | 0.09 | 24.86 | 52.39 | 1:21.32 | 1:50.15 | (5) 3:41.64 | |
| | | GOZDZIK Damian Jacek | 0.46 | 24.99 | 54.02 | 1:24.40 | 1:54.36 | (3) 5:36.00 | |
| | | MAJCHRZAK Kacper Krystian | 0.20 | 24.98 | 52.90 | 1:21.25 | 1:49.34 | (3) 7:25.34 | |
| 4 | 7 | KOR - REPUBLIC of KOREA | | | | | | 7:31.10 | 14.20 |
| | | HEO Wonseo | 0.65 | 25.70 | 53.57 | 1:22.09 | 1:51.26 | (5) 1:51.26 | |
| | | KIM Jaewoo | 0.25 | 25.47 | 53.75 | 1:23.67 | 1:52.31 | (6) 3:43.57 | |
| | | CHOI Minwoo | 0.39 | 25.79 | 54.73 | 1:24.43 | 1:53.96 | (6) 5:37.53 | |
| | | LEE Tae Gu | 0.45 | 26.28 | 55.52 | 1:25.07 | 1:53.57 | (4) 7:31.10 | |
| 5 | 8 | RSA - SOUTH AFRICA | | | | | | 7:31.54 | 14.64 |
| | | BROWN Devon Myles Wil | 0.66 | 25.04 | 51.87 | 1:19.85 | 1:48.30 | (1) 1:48.30 | |
| | | RAS Ruan | 0.37 | 25.62 | 53.58 | 1:22.84 | 1:51.59 | (2) 3:39.89 | |
| | | BASSON Alaric Bennedic | 0.51 | 25.97 | 55.38 | 1:25.95 | 1:56.79 | (5) 5:36.68 | |
| | | FAIR Neil | 0.33 | 25.69 | 54.73 | 1:24.50 | 1:54.86 | (5) 7:31.54 | |
| 6 | 1 | SUI - SWITZERLAND | | | | | | 7:35.02 | 18.12 |
| | | MOZZINI VELLEN Andrea Vittorin | 0.73 | 26.42 | 54.90 | 1:23.85 | 1:52.72 | (8) 1:52.72 | |
| | | LIESS Thomas | 0.22 | 25.55 | 54.31 | 1:23.34 | 1:52.61 | (7) 3:45.33 | |
| | | SIDLER Christian | 0.28 | 26.78 | 56.59 | 1:26.82 | 1:55.68 | (7) 5:41.01 | |
| | | KASER Yannick | 0.34 | 26.10 | 54.95 | 1:24.62 | 1:54.01 | (6) 7:35.02 | |
| 7 | 2 | CZE - CZECH REPUBLIC | | | | | | 7:36.09 | 19.19 |
| | | HAVRANEK Tomas | 0.78 | 25.85 | 53.57 | 1:22.27 | 1:52.21 | (7) 1:52.21 | |
| | | MOSER Josef | 0.25 | 25.35 | 53.67 | 1:23.30 | 1:53.51 | (8) 3:45.72 | |
| | | SEFL Jan | 0.15 | 25.88 | 54.86 | 1:25.73 | 1:56.40 | (8) 5:42.12 | |
| | | MICKA Jan | 0.37 | 26.11 | 55.48 | 1:25.10 | 1:53.97 | (7) 7:36.09 | |
| 3 | | BRA - BRAZIL | | | | | | DSQ | |
| | | CARER ROCCO Giuliano | 0.61 | 26.10 | 54.21 | 1:22.69 | 1:51.04 | (4) 1:51.04 | |
| | | RIBEIRO DE SOUZA Felipe | 0.31 | 25.00 | 52.71 | 1:21.23 | 1:50.48 | (4) 3:41.52 | |
| | | SILVA SPAJARI Pedro Henrique | -0.11 | | | | | | |
| | | GOMES DE DEUS Leonardo | | | | | | | |



RESULTS

比賽成績

| | Record | NUSF (Relay) | Location | Date |
|----|---------|------------------------|-------------|-------------|
| WR | 6:58.55 | USA-UNITED STATES | ROME (ITA) | 31 JUL 2009 |
| UR | 7:05.49 | RUS-RUSSIAN FEDERATION | KAZAN (RUS) | 15 JUL 2013 |

Heat 3 of 3

| Rank | Lane | NUSF Name | R.T. | 50m | 100m | 150m | 200m | Time | Time Behind |
|------|------|---------------------------------------|------|-------|-------|---------|---------|----------------|-------------|
| 1 | 4 | USA - UNITED STATES of AMERICA | | | | | | 7:19.25 | |
| | | SANDERS Grant Laurence | 0.81 | 26.19 | 54.75 | 1:23.53 | 1:52.19 | (7) 1:52.19 | |
| | | NAKAMURA LITHERL K | 0.27 | 25.25 | 52.65 | 1:20.75 | 1:50.11 | (5) 3:42.30 | |
| | | KATZ Austin Matthew | 0.32 | 25.18 | 52.86 | 1:20.88 | 1:48.78 | (3) 5:31.08 | |
| | | D'ARRIGO Andrea Mitchell | 0.26 | 25.21 | 52.52 | 1:20.37 | 1:48.17 | (1) 7:19.25 | |
| 2 | 5 | RUS - RUSSIAN FEDERATION | | | | | | 7:19.29 | 0.04 |
| | | MAKSUMOV Ernest | 0.76 | 26.03 | 54.19 | 1:22.83 | 1:50.34 | (4) 1:50.34 | |
| | | KUDASHEV Aleksandr | 0.28 | 25.21 | 53.36 | 1:21.86 | 1:49.84 | (2) 3:40.18 | |
| | | FEDOROV Aleksandr | 0.23 | 24.87 | 52.24 | 1:20.73 | 1:49.94 | (1) 5:30.12 | |
| | | STEPANOV Elisei | 0.35 | 24.73 | 51.98 | 1:20.39 | 1:49.17 | (7) 7:19.29 | |
| 3 | 3 | FRA - FRANCE | | | | | | 7:22.19 | 2.94 |
| | | ATSU Jonathan, Koffi | 0.65 | 26.40 | 54.61 | 1:22.70 | 1:50.08 | (2) 1:50.08 | |
| | | BOURELLY Lorys, Yann, Gerb | 0.38 | 25.22 | 52.78 | 1:21.66 | 1:49.91 | (1) 3:39.99 | |
| | | DERACHE Alexandre | 0.17 | 24.85 | 52.65 | 1:22.03 | 1:50.80 | (2) 5:30.79 | |
| | | SALVAN Hadrien, Martin | 0.35 | 25.85 | 53.63 | 1:22.67 | 1:51.40 | (3) 7:22.19 | |
| 4 | 2 | CAN - CANADA | | | | | | 7:23.29 | 4.04 |
| | | BAGSHAW Jeremy Soong Ji | 0.63 | 26.31 | 54.09 | 1:22.29 | 1:50.31 | (3) 1:50.31 | |
| | | THORMEYER Markus | 0.40 | 25.66 | 53.87 | 1:22.12 | 1:50.54 | (3) 3:40.85 | |
| | | COTE Tristan | 0.27 | 25.76 | 53.86 | 1:22.41 | 1:51.25 | (4) 5:32.10 | |
| | | REILLY Luke Patrick | 0.37 | 24.93 | 53.12 | 1:22.36 | 1:51.19 | (4) 7:23.29 | |
| 5 | 7 | TPE - CHINESE TAIPEI | | | | | | 7:24.82 | 5.57 |
| | | AN Ting Yao | 0.71 | 26.33 | 54.25 | 1:22.74 | 1:51.18 | (5) 1:51.18 | |
| | | WANG Yu Lian | 0.41 | 25.47 | 53.29 | 1:22.57 | 1:51.45 | (6) 3:42.63 | |
| | | HUANG Yen Hsin | 0.23 | 25.85 | 53.95 | 1:22.85 | 1:51.29 | (6) 5:33.92 | |
| | | WANG Hsing Hao | 0.35 | 25.58 | 53.34 | 1:21.83 | 1:50.90 | (5) 7:24.82 | |
| 6 | 6 | SWE - SWEDEN | | | | | | 7:25.36 | 6.11 |
| | | PAULSSON Adam Lennart | 0.71 | 25.97 | 53.82 | 1:21.74 | 1:49.42 | (1) 1:49.42 | |
| | | ELIASSON Karl Isak Valde | 0.17 | 25.39 | 53.58 | 1:22.70 | 1:51.58 | (4) 3:41.00 | |
| | | HOLMSTROEM Karl Jonas | 0.25 | 25.94 | 54.15 | 1:23.12 | 1:52.62 | (5) 5:33.62 | |
| | | BJOERK Jesper Lars | 0.14 | 25.50 | 53.58 | 1:22.66 | 1:51.74 | (6) 7:25.36 | |
| 7 | 1 | NZL - NEW ZEALAND | | | | | | 7:37.46 | 18.21 |
| | | HUTCHINS Matthew Taylor | 0.76 | 26.18 | 54.62 | 1:22.78 | 1:51.33 | (6) 1:51.33 | |
| | | MAIN Bayley Heath Pe | 0.39 | 25.39 | 54.26 | 1:24.44 | 1:56.25 | (7) 3:47.58 | |
| | | MINCHAM Michael James M | 0.42 | 26.33 | 55.02 | 1:24.88 | 1:54.44 | (7) 5:42.02 | |
| | | WEIR Julian Andrew | 0.31 | 25.42 | 54.26 | 1:24.35 | 1:55.44 | (7) 7:37.46 | |
| 8 | 8 | EST - ESTONIA | | | | | | 8:06.23 | 46.98 |
| | | UETT Hendrik | 0.71 | 26.73 | 57.14 | 1:28.53 | 1:58.44 | (8) 1:58.44 | |
| | | PAAVO Sander | 0.23 | 26.48 | 57.02 | 1:29.35 | 2:01.17 | (8) 3:59.61 | |
| | | GOLD Joshua Maurice | 0.36 | 27.86 | 59.94 | 1:33.16 | 2:05.94 | (8) 6:05.55 | |
| | | GUSSEV Andrei | 0.23 | 26.56 | 57.78 | 1:29.15 | 2:00.68 | (8) 8:06.23 | |

| | | | | | | | |
|----------------|---------------|-----|--------------|------|---------------|----|--------------------|
| Legend: | | | | | | | |
| DNS | Did not start | DSQ | Disqualified | R.T. | Reaction time | UR | Universiade Record |
| WR | World record | | | | | | |



RESULTS SUMMARY

成績總表

| | Record | NUSF (Relay) | Location | Date |
|----|---------|------------------------|-------------|-------------|
| WR | 6:58.55 | USA-UNITED STATES | ROME (ITA) | 31 JUL 2009 |
| UR | 7:05.49 | RUS-RUSSIAN FEDERATION | KAZAN (RUS) | 15 JUL 2013 |

| Heats | | | | | | | | | | Event No. 36 |
|-------|------|------|---------------------------------------|------|-------|-------|---------|---------|----------------|--------------|
| Rank | Heat | Lane | NUSF Name | R.T. | 50m | 100m | 150m | 200m | Time | Time Behind |
| 1 | 2 | 4 | JPN - JAPAN | | | | | | 7:16.90 | Q |
| | | | SAKATA Reo | 0.68 | 25.57 | 53.47 | 1:21.97 | 1:49.52 | (2) 1:49.52 | |
| | | | SUYAMA Shuhei | 0.30 | 24.77 | 52.37 | 1:20.47 | 1:48.41 | (1) 3:37.93 | |
| | | | MATSUMOTO Katsuhiko | 0.16 | 24.38 | 51.99 | 1:20.26 | 1:48.51 | (1) 5:26.44 | |
| | | | SETO Daiya | 0.29 | 24.76 | 52.75 | 1:21.47 | 1:50.46 | (1) 7:16.90 | |
| 2 | 2 | 5 | ITA - ITALY | | | | | | 7:19.08 | 2.18 Q |
| | | | LOMBINI Fabio | 0.68 | 26.19 | 54.01 | 1:22.00 | 1:49.90 | (3) 1:49.90 | |
| | | | DI GIORGIO Alex | 0.34 | 25.34 | 53.19 | 1:21.88 | 1:50.30 | (3) 3:40.20 | |
| | | | PROIETTI COLONNA Alessio | 0.15 | 24.88 | 52.26 | 1:20.86 | 1:49.43 | (2) 5:29.63 | |
| | | | MEGLI Filippo | 0.21 | 24.08 | 51.52 | 1:20.17 | 1:49.45 | (2) 7:19.08 | |
| 3 | 3 | 4 | USA - UNITED STATES of AMERICA | | | | | | 7:19.25 | 2.35 Q |
| | | | SANDERS Grant Laurence | 0.81 | 26.19 | 54.75 | 1:23.53 | 1:52.19 | (7) 1:52.19 | |
| | | | NAKAMURA LITHERL K | 0.27 | 25.25 | 52.65 | 1:20.75 | 1:50.11 | (5) 3:42.30 | |
| | | | KATZ Austin Matthew | 0.32 | 25.18 | 52.86 | 1:20.88 | 1:48.78 | (3) 5:31.08 | |
| | | | D'ARRIGO Andrea Mitchell | 0.26 | 25.21 | 52.52 | 1:20.37 | 1:48.17 | (1) 7:19.25 | |
| 4 | 3 | 5 | RUS - RUSSIAN FEDERATION | | | | | | 7:19.29 | 2.39 Q |
| | | | MAKSUMOV Ernest | 0.76 | 26.03 | 54.19 | 1:22.83 | 1:50.34 | (4) 1:50.34 | |
| | | | KUDASHEV Aleksandr | 0.28 | 25.21 | 53.36 | 1:21.86 | 1:49.84 | (2) 3:40.18 | |
| | | | FEDOROV Aleksandr | 0.23 | 24.87 | 52.24 | 1:20.73 | 1:49.94 | (1) 5:30.12 | |
| | | | STEPANOV Elisei | 0.35 | 24.73 | 51.98 | 1:20.39 | 1:49.17 | (2) 7:19.29 | |
| 5 | 3 | 3 | FRA - FRANCE | | | | | | 7:22.19 | 5.29 Q |
| | | | ATSU Jonathan, Koffi | 0.65 | 26.40 | 54.61 | 1:22.70 | 1:50.08 | (2) 1:50.08 | |
| | | | BOURELLY Lorys, Yann, Gerb | 0.38 | 25.22 | 52.78 | 1:21.66 | 1:49.91 | (1) 3:39.99 | |
| | | | DERACHE Alexandre | 0.17 | 24.85 | 52.65 | 1:22.03 | 1:50.80 | (2) 5:30.79 | |
| | | | SALVAN Hadrien, Martin | 0.35 | 25.85 | 53.63 | 1:22.67 | 1:51.40 | (3) 7:22.19 | |
| 6 | 3 | 2 | CAN - CANADA | | | | | | 7:23.29 | 6.39 Q |
| | | | BAGSHAW Jeremy Soong Ji | 0.63 | 26.31 | 54.09 | 1:22.29 | 1:50.31 | (3) 1:50.31 | |
| | | | THORMEYER Markus | 0.40 | 25.66 | 53.87 | 1:22.12 | 1:50.54 | (3) 3:40.85 | |
| | | | COTE Tristan | 0.27 | 25.76 | 53.86 | 1:22.41 | 1:51.25 | (4) 5:32.10 | |
| | | | REILLY Luke Patrick | 0.37 | 24.93 | 53.12 | 1:22.36 | 1:51.19 | (4) 7:23.29 | |
| 7 | 3 | 7 | TPE - CHINESE TAIPEI | | | | | | 7:24.82 | 7.92 Q |
| | | | AN Ting Yao | 0.71 | 26.33 | 54.25 | 1:22.74 | 1:51.18 | (5) 1:51.18 | |
| | | | WANG Yu Lian | 0.41 | 25.47 | 53.29 | 1:22.57 | 1:51.45 | (6) 3:42.63 | |
| | | | HUANG Yen Hsin | 0.23 | 25.85 | 53.95 | 1:22.85 | 1:51.29 | (6) 5:33.92 | |
| | | | WANG Hsing Hao | 0.35 | 25.58 | 53.34 | 1:21.83 | 1:50.90 | (5) 7:24.82 | |
| 8 | 2 | 6 | POL - POLAND | | | | | | 7:25.34 | 8.44 Q |
| | | | WYSOCZYNSKI Mateusz Marek | 0.69 | 25.37 | 53.26 | 1:21.92 | 1:51.49 | (6) 1:51.49 | |
| | | | BUGDOL Rafal Jozef | 0.09 | 24.86 | 52.39 | 1:21.32 | 1:50.15 | (5) 3:41.64 | |
| | | | GOZDZIK Damian Jacek | 0.46 | 24.99 | 54.02 | 1:24.40 | 1:54.36 | (3) 5:36.00 | |
| | | | MAJCHRZAK Kacper Krystian | 0.20 | 24.98 | 52.90 | 1:21.25 | 1:49.34 | (3) 7:25.34 | |
| 9 | 3 | 6 | SWE - SWEDEN | | | | | | 7:25.36 | 8.46 |
| | | | PAULSSON Adam Lennart | 0.71 | 25.97 | 53.82 | 1:21.74 | 1:49.42 | (1) 1:49.42 | |
| | | | ELIASSON Karl Isak Valde | 0.17 | 25.39 | 53.58 | 1:22.70 | 1:51.58 | (4) 3:41.00 | |
| | | | HOLMSTROEM Karl Jonas | 0.25 | 25.94 | 54.15 | 1:23.12 | 1:52.62 | (5) 5:33.62 | |
| | | | BJOERK Jesper Lars | 0.14 | 25.50 | 53.58 | 1:22.66 | 1:51.74 | (6) 7:25.36 | |
| 10 | 2 | 7 | KOR - REPUBLIC of KOREA | | | | | | 7:31.10 | 14.20 |
| | | | HEO Wonseo | 0.65 | 25.70 | 53.57 | 1:22.09 | 1:51.26 | (5) 1:51.26 | |
| | | | KIM Jaewoo | 0.25 | 25.47 | 53.75 | 1:23.67 | 1:52.31 | (6) 3:43.57 | |
| | | | CHOI Minwoo | 0.39 | 25.79 | 54.73 | 1:24.43 | 1:53.96 | (6) 5:37.53 | |
| | | | LEE Tae Gu | 0.45 | 26.28 | 55.52 | 1:25.07 | 1:53.57 | (4) 7:31.10 | |



RESULTS SUMMARY

成績總表

| | Record | NUSF (Relay) | Location | Date |
|----|---------|------------------------|-------------|-------------|
| WR | 6:58.55 | USA-UNITED STATES | ROME (ITA) | 31 JUL 2009 |
| UR | 7:05.49 | RUS-RUSSIAN FEDERATION | KAZAN (RUS) | 15 JUL 2013 |

Heats

| Rank | Heat | Lane | NUSF Name | R.T. | 50m | 100m | 150m | 200m | Time | Time Behind |
|------|------|------|--------------------------------|-------|-------|---------|---------|---------|----------------|-------------|
| 11 | 2 | 8 | RSA - SOUTH AFRICA | | | | | | 7:31.54 | 14.64 |
| | | | BROWN Devon Myles Wil | 0.66 | 25.04 | 51.87 | 1:19.85 | 1:48.30 | (1) 1:48.30 | |
| | | | RAS Ruan | 0.37 | 25.62 | 53.58 | 1:22.84 | 1:51.59 | (2) 3:39.89 | |
| | | | BASSON Alaric Bennedic | 0.51 | 25.97 | 55.38 | 1:25.95 | 1:56.79 | (5) 5:36.68 | |
| | | | FAIR Neil | 0.33 | 25.69 | 54.73 | 1:24.50 | 1:54.86 | (5) 7:31.54 | |
| 12 | 2 | 1 | SUI - SWITZERLAND | | | | | | 7:35.02 | 18.12 |
| | | | MOZZINI VELLEN Andrea Vittorin | 0.73 | 26.42 | 54.90 | 1:23.85 | 1:52.72 | (8) 1:52.72 | |
| | | | LIESS Thomas | 0.22 | 25.55 | 54.31 | 1:23.34 | 1:52.61 | (7) 3:45.33 | |
| | | | SIDLER Christian | 0.28 | 26.78 | 56.59 | 1:26.82 | 1:55.68 | (7) 5:41.01 | |
| | | | KASER Yannick | 0.34 | 26.10 | 54.95 | 1:24.62 | 1:54.01 | (6) 7:35.02 | |
| 13 | 2 | 2 | CZE - CZECH REPUBLIC | | | | | | 7:36.09 | 19.19 |
| | | | HAVRANEK Tomas | 0.78 | 25.85 | 53.57 | 1:22.27 | 1:52.21 | (7) 1:52.21 | |
| | | | MOSER Josef | 0.25 | 25.35 | 53.67 | 1:23.30 | 1:53.51 | (8) 3:45.72 | |
| | | | SEFL Jan | 0.15 | 25.88 | 54.86 | 1:25.73 | 1:56.40 | (8) 5:42.12 | |
| | | | MICKA Jan | 0.37 | 26.11 | 55.48 | 1:25.10 | 1:53.97 | (7) 7:36.09 | |
| 14 | 3 | 1 | NZL - NEW ZEALAND | | | | | | 7:37.46 | 20.56 |
| | | | HUTCHINS Matthew Taylor | 0.76 | 26.18 | 54.62 | 1:22.78 | 1:51.33 | (6) 1:51.33 | |
| | | | MAIN Bayley Heath Pe | 0.39 | 25.39 | 54.26 | 1:24.44 | 1:56.25 | (7) 3:47.58 | |
| | | | MINCHAM Michael James M | 0.42 | 26.33 | 55.02 | 1:24.88 | 1:54.44 | (7) 5:42.02 | |
| | | | WEIR Julian Andrew | 0.31 | 25.42 | 54.26 | 1:24.35 | 1:55.44 | (7) 7:37.46 | |
| 15 | 1 | 4 | MEX - MEXICO | | | | | | 7:39.33 | 22.43 |
| | | | IGA CESAR Jorge Andres | 0.73 | 26.22 | 54.72 | 1:23.57 | 1:51.92 | (1) 1:51.92 | |
| | | | GUTIERREZ FENG L | 0.33 | 25.50 | 54.81 | 1:25.23 | 1:56.03 | (1) 3:47.95 | |
| | | | RAMIREZ JUAREZ Ramiro | 0.33 | 26.71 | 55.81 | 1:25.58 | 1:55.12 | (1) 5:43.07 | |
| | | | SONG AN Andy Xianyang | 0.25 | 26.83 | 56.31 | 1:26.29 | 1:56.26 | (1) 7:39.33 | |
| 16 | 1 | 5 | HKG - HONG KONG, CHINA | | | | | | 7:55.74 | 38.84 |
| | | | CHAN Chun Hei | 0.71 | 26.54 | 55.34 | 1:25.65 | 1:55.83 | (2) 1:55.83 | |
| | | | CHEUNG Kin Tat Kent | 0.24 | 26.14 | 55.61 | 1:25.92 | 1:56.38 | (2) 3:52.21 | |
| | | | HO Tin Long | 0.03 | 27.40 | 58.61 | 1:30.76 | 2:02.22 | (2) 5:54.43 | |
| | | | NG Yan Kin | 0.50 | 26.84 | 57.53 | 1:29.49 | 2:01.31 | (2) 7:55.74 | |
| 17 | 3 | 8 | EST - ESTONIA | | | | | | 8:06.23 | 49.33 |
| | | | UETT Hendrik | 0.71 | 26.73 | 57.14 | 1:28.53 | 1:58.44 | (8) 1:58.44 | |
| | | | PAAVO Sander | 0.23 | 26.48 | 57.02 | 1:29.35 | 2:01.17 | (8) 3:59.61 | |
| | | | GOLD Joshua Maurice | 0.36 | 27.86 | 59.94 | 1:33.16 | 2:05.94 | (8) 6:05.55 | |
| | | | GUSSEV Andrei | 0.23 | 26.56 | 57.78 | 1:29.15 | 2:00.68 | (8) 8:06.23 | |
| 18 | 1 | 6 | PHI - PHILIPPINES | | | | | | 9:28.62 | 2:11.72 |
| | | | SOLITA Jux Keaton | 0.80 | 28.61 | 59.89 | 1:32.09 | 2:04.06 | (3) 2:04.06 | |
| | | | CHENG Nathan Anthony | 0.52 | 31.06 | 1:08.19 | 1:48.43 | 2:30.48 | (3) 4:34.54 | |
| | | | DE LAYOLA David | 0.32 | 33.28 | 1:12.60 | 1:52.66 | 2:29.30 | (3) 7:03.84 | |
| | | | SOGUILON Kobe | 0.52 | 30.83 | 1:06.87 | 1:45.36 | 2:24.78 | (3) 9:28.62 | |
| | 2 | 3 | BRA - BRAZIL | | | | | | DSQ | |
| | | | CARER ROCCO Giuliano | 0.61 | 26.10 | 54.21 | 1:22.69 | 1:51.04 | (4) 1:51.04 | |
| | | | RIBEIRO DE SOUZA Felipe | 0.31 | 25.00 | 52.71 | 1:21.23 | 1:50.48 | (4) 3:41.52 | |
| | | | SILVA SPAJARI Pedro Henrique | -0.11 | | | | | | |
| | | | GOMES DE DEUS Leonardo | | | | | | | |
| | 1 | 2 | LBN - LEBANON | | | | | | DNS | |



RESULTS SUMMARY

成績總表

| | Record | NUSF (Relay) | Location | Date |
|----|---------|------------------------|-------------|-------------|
| WR | 6:58.55 | USA-UNITED STATES | ROME (ITA) | 31 JUL 2009 |
| UR | 7:05.49 | RUS-RUSSIAN FEDERATION | KAZAN (RUS) | 15 JUL 2013 |

Heats

| Rank | Heat | Lane | NUSF Name | R.T. | 50m | 100m | 150m | 200m | Time | Time Behind |
|------|------|------|-----------------|------|-----|------|------|------|------|-------------|
| | 1 | 3 | AUS - AUSTRALIA | | | | | | DNS | |

Legend:

| | | | | | | | |
|-----|--------------------|-----|--------------|---|------------------|------|---------------|
| DNS | Did not start | DSQ | Disqualified | Q | Classified Final | R.T. | Reaction time |
| UR | Universiade Record | WR | World record | | | | |



RESULT BOOK

29TH Summer Universiade Taipei 2017



Swimming

Men's 50m Backstroke





MEDALLISTS

獎牌得主

| Medal | Name | NUSF |
|--------|--------------------|--------------------------------|
| GOLD | RYAN Shane Patrick | IRL - Ireland |
| SILVER | RESS Justin Andrew | USA - United States of America |
| BRONZE | WON Youngjun | KOR - Republic of Korea |



START LIST

出場名單

| Record | Name | NUSF Code | Location | Date |
|--------|--------------------|-----------|----------------|-------------|
| WR | 24.04 TANCOCK LIAM | GBR | ROME (ITA) | 02 AUG 2009 |
| UR | 24.63 KUGA JUNYA | JPN | BELGRADE (SRB) | 08 JUL 2009 |

Final

Event No. 19

| Lane | Name | NUSF Code | Date of Birth | Qualifying Time | Time | Rank |
|------|------------------------|-----------|---------------|-----------------|------|------|
| 1 | DALE Taylor Lee | USA | 29 DEC 1994 | 25.22 | | |
| 2 | RESS Justin Andrew | USA | 03 AUG 1997 | 25.19 | | |
| 3 | POLEWKA Tomasz | POL | 05 AUG 1994 | 25.11 | | |
| 4 | RYAN Shane Patrick | IRL | 27 JAN 1994 | 24.97 | | |
| 5 | ULYANOV Nikita | RUS | 09 FEB 1994 | 25.11 | | |
| 6 | WON Youngjun | KOR | 08 JAN 1998 | 25.13 | | |
| 7 | CHRISTOU Apostolos | GRE | 01 NOV 1996 | 25.20 | | |
| 8 | TREFFERS Benjamin Mark | AUS | 15 AUG 1991 | 25.34 | | |

Reserves

| Name | NUSF Code | Date of Birth | Qualifying Time | Time | Rank |
|-----------------------|-----------|---------------|-----------------|------|------|
| STASELOVICH Viktor | BLR | 28 MAY 1994 | 25.40 | | |
| KOPELEV Jonatan Josef | ISR | 01 OCT 1991 | 25.42 | | |

Note:

Consult competition schedule in INFO for heat start times

Legend:

UR Universiade Record WR World record



START LIST

出場名單

| | Record | Name | NUSF Code | Location | Date |
|----|--------|--------------|-----------|----------------|-------------|
| WR | 24.04 | TANCOCK LIAM | GBR | ROME (ITA) | 02 AUG 2009 |
| UR | 24.63 | KUGA JUNYA | JPN | BELGRADE (SRB) | 08 JUL 2009 |

Heat 1 of 8

Event No. 19

| Lane | Name | NUSF Code | Date of Birth | Qualifying Time | Time | Rank |
|------|-----------------------------|-----------|---------------|-----------------|------|------|
| 1 | LATT Daniil | EST | 19 AUG 1998 | 33.36 | | |
| 2 | GODBLESS Joseph | NGR | 24 DEC 1996 | 32.33 | | |
| 3 | SOGUILON Kobe | PHI | 02 OCT 1999 | 31.00 | | |
| 4 | YALUK FLORES Alfredo Jose | PAR | 25 SEP 1998 | 29.76 | | |
| 5 | ODUNI Amukali Evans | NGR | 15 MAR 1990 | 30.61 | | |
| 6 | WEERAMUNI Kalana | SRI | 15 FEB 1995 | 31.30 | | |
| 7 | NAIMEE Murtaza | AFG | 04 APR 1995 | 33.06 | | |
| 8 | AL MASROORI Salim Khamis Ju | OMA | 24 FEB 1993 | 43.55 | | |

Heat 2 of 8

| Lane | Name | NUSF Code | Date of Birth | Qualifying Time | Time | Rank |
|------|---------------------------|-----------|---------------|-----------------|------|------|
| 1 | SIDLER Christian | SUI | 27 AUG 1991 | 28.44 | | |
| 2 | WAKED Maroun | LBN | 07 APR 1995 | 28.05 | | |
| 3 | MITSUMASU TOYOFUKO Daniel | PER | 11 MAY 1994 | 27.17 | | |
| 4 | FAIR Neil | RSA | 13 JAN 1997 | 27.00 | | |
| 5 | RAUTALIN Jaakko Tapio | FIN | 29 AUG 1989 | 27.14 | | |
| 6 | GUSSEV Andrei | EST | 11 JUL 1997 | 27.28 | | |
| 7 | CHIANCONE STANHAM Pedro | URU | 20 JUL 1997 | 28.19 | | |
| 8 | PUYO Arian Neil | PHI | 06 APR 1998 | 28.95 | | |

Heat 3 of 8

| Lane | Name | NUSF Code | Date of Birth | Qualifying Time | Time | Rank |
|------|---------------------------|-----------|---------------|-----------------|------|------|
| 1 | LAU Shiu Yue | HKG | 20 JUL 1997 | 26.92 | | |
| 2 | ABOUB Nassim | ALG | 06 SEP 1996 | 26.80 | | |
| 3 | CHANG Kuo Chi | TPE | 13 DEC 1992 | 26.44 | | |
| 4 | BUSCAGLIA Guido Alejandro | ARG | 08 OCT 1996 | 26.38 | | |
| 5 | CHANG Hou Chi | TPE | 28 OCT 1997 | 26.43 | | |
| 6 | JIMMIE Clayton Mark Br | RSA | 10 JUL 1995 | 26.78 | | |
| 7 | SONG AN Andy Xianyang | MEX | 20 AUG 1998 | 26.91 | | |
| 8 | MARKKANEN Janne Markus | FIN | 12 MAY 1994 | 26.94 | | |



START LIST

出場名單

| | Record | Name | NUSF Code | Location | Date |
|----|--------|--------------|-----------|----------------|-------------|
| WR | 24.04 | TANCOCK LIAM | GBR | ROME (ITA) | 02 AUG 2009 |
| UR | 24.63 | KUGA JUNYA | JPN | BELGRADE (SRB) | 08 JUL 2009 |

Heat 4 of 8

| Lane | Name | NUSF Code | Date of Birth | Qualifying Time | Time | Rank |
|------|-------------------------|-----------|---------------|-----------------|------|------|
| 1 | UNO Shuhei | JPN | 25 OCT 1997 | 26.24 | | |
| 2 | BENBARA Mehdi Nazim | ALG | 31 AUG 1998 | 26.18 | | |
| 3 | KASKABAY Adil | KAZ | 13 MAY 1998 | 26.16 | | |
| 4 | LOPES Gabriel | POR | 15 MAY 1997 | 26.13 | | |
| 5 | FELDBERGS Girts | LAT | 17 FEB 1993 | 26.15 | | |
| 6 | COETZEE Corneille Gerha | NZL | 17 OCT 1994 | 26.17 | | |
| 7 | REITSHAMMER Bernhard | AUT | 17 JUN 1994 | 26.19 | | |
| 8 | MC EVOY Rory Purcell | IRL | 19 MAR 1998 | 26.34 | | |

Heat 5 of 8

| Lane | Name | NUSF Code | Date of Birth | Qualifying Time | Time | Rank |
|------|----------------------------------|-----------|---------------|-----------------|------|------|
| 1 | DEFERRARI Nicolas | ARG | 16 APR 1998 | 26.02 | | |
| 2 | MAIN Bayley Heath Pe | NZL | 14 MAR 1997 | 25.94 | | |
| 3 | MALKA Oren | ISR | 26 DEC 1995 | 25.85 | | |
| 4 | HOCKIN BRUSQUETTI Charles Daniel | PAR | 04 NOV 1989 | 25.66 | | |
| 5 | HURNYSKYI Dmytro | UKR | 24 OCT 1994 | 25.70 | | |
| 6 | CESPEDES ECHEVERRI David | COL | 29 MAR 1994 | 25.86 | | |
| 7 | CHEPISHEVSKI Gorazd | MKD | 16 MAR 1993 | 25.97 | | |
| 8 | PETTERSSON Axel Lennart Vi | SWE | 18 DEC 1995 | 26.05 | | |

Heat 6 of 8

| Lane | Name | NUSF Code | Date of Birth | Qualifying Time | Time | Rank |
|------|------------------------------|-----------|---------------|-----------------|------|------|
| 1 | BUGDOL Rafal Jozef | POL | 02 OCT 1995 | 25.49 | | |
| 2 | HOEKFELT Gustav Goeran V | SWE | 30 AUG 1994 | 25.34 | | |
| 3 | KASIAN Bohdan | UKR | 14 DEC 1997 | 25.17 | | |
| 4 | POLEWKA Tomasz | POL | 05 AUG 1994 | 24.71 | | |
| 5 | CHRISTOU Apostolos | GRE | 01 NOV 1996 | 24.97 | | |
| 6 | MILLI Matteo | ITA | 22 APR 1989 | 25.21 | | |
| 7 | DIAS MASSE BASSETO Guilherme | BRA | 12 MAR 1997 | 25.38 | | |
| 8 | SZENTES Bence | HUN | 29 MAR 1996 | 25.62 | | |



START LIST

出場名單

| | Record | Name | NUSF Code | Location | Date |
|----|--------|--------------|-----------|----------------|-------------|
| WR | 24.04 | TANCOCK LIAM | GBR | ROME (ITA) | 02 AUG 2009 |
| UR | 24.63 | KUGA JUNYA | JPN | BELGRADE (SRB) | 08 JUL 2009 |

Heat 7 of 8

| Lane | Name | NUSF Code | Date of Birth | Qualifying Time | Time | Rank |
|------|---------------------------|-----------|---------------|-----------------|------|------|
| 1 | ARBUZOV Andrey | RUS | 29 OCT 1989 | 25.49 | | |
| 2 | BONACCHI Niccolo | ITA | 01 NOV 1994 | 25.29 | | |
| 3 | TSMYH Mikita | BLR | 15 APR 1997 | 25.01 | | |
| 4 | KOPELEV Jonatan Josef | ISR | 01 OCT 1991 | 24.60 | | |
| 5 | DALE Taylor Lee | USA | 29 DEC 1994 | 24.93 | | |
| 6 | STASELOVICH Viktor | BLR | 28 MAY 1994 | 25.19 | | |
| 7 | DE SOUZA MARTINS Henrique | BRA | 14 NOV 1991 | 25.37 | | |
| 8 | BALOG Gabor | HUN | 02 SEP 1990 | 25.56 | | |

Heat 8 of 8

| Lane | Name | NUSF Code | Date of Birth | Qualifying Time | Time | Rank |
|------|------------------------|-----------|---------------|-----------------|------|------|
| 1 | NAKAO Shunichi | JPN | 23 NOV 1995 | 25.45 | | |
| 2 | WON Youngjun | KOR | 08 JAN 1998 | 25.29 | | |
| 3 | RYAN Shane Patrick | IRL | 27 JAN 1994 | 24.98 | | |
| 4 | RESS Justin Andrew | USA | 03 AUG 1997 | 24.41 | | |
| 5 | TREFFERS Benjamin Mark | AUS | 15 AUG 1991 | 24.90 | | |
| 6 | ULYANOV Nikita | RUS | 09 FEB 1994 | 25.18 | | |
| 7 | SPANOUidakis Georgios | GRE | 05 AUG 1994 | 25.36 | | |
| 8 | STANKEVICIUS Gytis | LTU | 30 JUL 1994 | 25.51 | | |

Note:

Consult competition schedule in INFO for heat start times

Legend:

UR Universiade Record WR World record



RESULTS

比賽成績

| | Record | Name | NUSF Code | Location | Date |
|----|--------|--------------|-----------|----------------|-------------|
| WR | 24.04 | TANCOCK LIAM | GBR | ROME (ITA) | 02 AUG 2009 |
| UR | 24.63 | KUGA JUNYA | JPN | BELGRADE (SRB) | 08 JUL 2009 |

Heat 1 of 8

Event No. 19

| Rank | Lane | Name | NUSF Code | R.T. | Time | Time Behind |
|------|------|---------------------------|-----------|------|--------------|-------------|
| 1 | 4 | YALUK FLORES Alfredo Jose | PAR | 0.88 | 30.32 | |
| 2 | 6 | WEERAMUNI Kalana | SRI | 0.73 | 30.59 | 0.27 |
| 3 | 1 | LATT Daniil | EST | 0.78 | 32.47 | 2.15 |
| 4 | 8 | AL MASROORI S | OMA | 0.82 | 33.02 | 2.70 |
| 5 | 3 | SOGUILON Kobe | PHI | 0.74 | 33.70 | 3.38 |
| 6 | 7 | NAIMEE Murtaza | AFG | 0.90 | 45.75 | 15.43 |
| | 2 | GODBLESS Joseph | NGR | | DNS | |
| | 5 | ODUNI Amukali Evans | NGR | | DNS | |

Heat 2 of 8

| Rank | Lane | Name | NUSF Code | R.T. | Time | Time Behind |
|------|------|-------------------------|-----------|------|--------------|-------------|
| 1 | 6 | GUSSEV Andrei | EST | 0.83 | 26.75 | |
| 2 | 4 | FAIR Neil | RSA | 0.92 | 27.17 | 0.42 |
| 3 | 5 | RAUTALIN Jaakko Tapio | FIN | 0.57 | 27.56 | 0.81 |
| 4 | 3 | MITSUMASU TOYOFU D | PER | 0.68 | 27.93 | 1.18 |
| 5 | 1 | SIDLER Christian | SUI | 0.66 | 28.13 | 1.38 |
| 5 | 7 | CHIANCONE STANHAM Pedro | URU | 0.90 | 28.13 | 1.38 |
| 7 | 2 | WAKED Maroun | LBN | 0.72 | 28.91 | 2.16 |
| 7 | 8 | PUYO Arian Neil | PHI | 0.79 | 28.91 | 2.16 |

Heat 3 of 8

| Rank | Lane | Name | NUSF Code | R.T. | Time | Time Behind |
|------|------|---------------------------|-----------|------|--------------|-------------|
| 1 | 4 | BUSCAGLIA Guido Alejandro | ARG | 0.82 | 26.34 | |
| 2 | 7 | SONG AN Andy Xianyang | MEX | 0.82 | 26.58 | 0.24 |
| 3 | 1 | LAU Shiu Yue | HKG | 0.62 | 26.63 | 0.29 |
| 4 | 5 | CHANG Hou Chi | TPE | 0.84 | 26.72 | 0.38 |
| 5 | 6 | JIMMIE Clayton Mark Br | RSA | 0.86 | 26.78 | 0.44 |
| 6 | 3 | CHANG Kuo Chi | TPE | 0.96 | 27.00 | 0.66 |
| 7 | 8 | MARKKANEN Janne Markus | FIN | 0.68 | 27.05 | 0.71 |
| 8 | 2 | ABOUB Nassim | ALG | 0.82 | 28.20 | 1.86 |

Heat 4 of 8

| Rank | Lane | Name | NUSF Code | R.T. | Time | Time Behind |
|------|------|-------------------------|-----------|------|--------------|-------------|
| 1 | 1 | UNO Shuhei | JPN | 0.56 | 25.53 | |
| 2 | 3 | KASKABAY Adil | KAZ | 0.80 | 26.30 | 0.77 |
| 3 | 7 | REITSHAMMER Bernhard | AUT | 0.83 | 26.41 | 0.88 |
| 4 | 5 | FELDBERGS Girts | LAT | 0.83 | 26.48 | 0.95 |
| 5 | 6 | COETZEE Corneille Gerha | NZL | 0.83 | 26.51 | 0.98 |
| 6 | 4 | LOPES Gabriel | POR | 0.84 | 26.57 | 1.04 |
| 7 | 8 | MC EVOY Rory Purcell | IRL | 0.80 | 26.96 | 1.43 |
| | 2 | BENBARA Mehdi Nazim | ALG | | DNS | |



RESULTS

比賽成績

| Record | Name | NUSF Code | Location | Date |
|--------|--------------------|-----------|----------------|-------------|
| WR | 24.04 TANCOCK LIAM | GBR | ROME (ITA) | 02 AUG 2009 |
| UR | 24.63 KUGA JUNYA | JPN | BELGRADE (SRB) | 08 JUL 2009 |

Heat 5 of 8

| Rank | Lane | Name | NUSF Code | R.T. | Time | Time Behind |
|------|------|----------------------------|-----------|------|-------|-------------|
| 1 | 5 | HURNYSKYI Dmytro | UKR | 0.76 | 25.46 | |
| 2 | 4 | HOCKIN BRUSQUETT C | PAR | 0.63 | 25.73 | 0.27 |
| 3 | 2 | MAIN Bayley Heath Pe | NZL | 0.77 | 26.14 | 0.68 |
| 4 | 1 | DEFERRARI Nicolas | ARG | 0.65 | 26.38 | 0.92 |
| 5 | 8 | PETTERSSON Axel Lennart Vi | SWE | 0.78 | 26.56 | 1.10 |
| 6 | 6 | CESPEDES ECHEVERRI David | COL | 0.86 | 26.73 | 1.27 |
| 7 | 3 | MALKA Oren | ISR | 0.67 | 26.80 | 1.34 |
| 8 | 7 | CHEPISHEVSKI Gorazd | MKD | 0.74 | 28.16 | 2.70 |

Heat 6 of 8

| Rank | Lane | Name | NUSF Code | R.T. | Time | Time Behind |
|------|------|---------------------------|-----------|------|-------|-------------|
| 1 | 4 | POLEWKA Tomasz | POL | 0.78 | 25.25 | |
| 2 | 5 | CHRISTOU Apostolos | GRE | 0.77 | 25.27 | 0.02 |
| 3 | 6 | MILLI Matteo | ITA | 0.68 | 25.59 | 0.34 |
| 4 | 7 | DIAS MASSE BASSE G | BRA | 0.75 | 25.91 | 0.66 |
| 5 | 2 | HOEK FELT Gustav Goeran V | SWE | 0.75 | 25.92 | 0.67 |
| 6 | 1 | BUGDOL Rafal Jozef | POL | 0.64 | 26.06 | 0.81 |
| 7 | 3 | KASIAN Bohdan | UKR | 0.71 | 26.18 | 0.93 |
| 8 | 8 | SZENTES Bence | HUN | 0.78 | 26.24 | 0.99 |

Heat 7 of 8

| Rank | Lane | Name | NUSF Code | R.T. | Time | Time Behind |
|------|------|---------------------------|-----------|------|-------|-------------|
| 1 | 3 | TSMYH Mikita | BLR | 0.82 | 25.17 | |
| 1 | 4 | KOPELEV Jonatan Josef | ISR | 0.78 | 25.17 | |
| 3 | 5 | DALE Taylor Lee | USA | 0.71 | 25.32 | 0.15 |
| 4 | 2 | BONACCHI Niccolo | ITA | 0.75 | 25.50 | 0.33 |
| 5 | 6 | STASELOVICH Viktor | BLR | 0.75 | 25.53 | 0.36 |
| 6 | 8 | BALOG Gabor | HUN | 0.63 | 25.75 | 0.58 |
| 7 | 1 | ARBUZOV Andrey | RUS | 0.61 | 25.85 | 0.68 |
| 8 | 7 | DE SOUZA MARTINS Henrique | BRA | 0.83 | 25.86 | 0.69 |

Heat 8 of 8

| Rank | Lane | Name | NUSF Code | R.T. | Time | Time Behind |
|------|------|------------------------|-----------|------|-------|-------------|
| 1 | 4 | RESS Justin Andrew | USA | 0.93 | 25.10 | |
| 2 | 3 | RYAN Shane Patrick | IRL | 0.78 | 25.12 | 0.02 |
| 3 | 5 | TREFFERS Benjamin Mark | AUS | 0.71 | 25.38 | 0.28 |
| 4 | 6 | ULYANOV Nikita | RUS | 0.64 | 25.44 | 0.34 |
| 5 | 2 | WON Youngjun | KOR | 0.73 | 25.61 | 0.51 |
| 6 | 8 | STANKEVICIUS Gytis | LTU | 0.77 | 26.00 | 0.90 |
| 7 | 7 | SPANODAKIS Georgios | GRE | 0.78 | 26.09 | 0.99 |
| | 1 | NAKAO Shunichi | JPN | | DNS | |

| | | | | | | | | |
|----------------|-----|---------------|------|---------------|----|--------------------|----|--------------|
| Legend: | DNS | Did not start | R.T. | Reaction time | UR | Universiade Record | WR | World record |
|----------------|-----|---------------|------|---------------|----|--------------------|----|--------------|



RESULTS SUMMARY

成績總表

| | Record | Name | NUSF Code | Location | Date |
|----|--------|--------------|-----------|----------------|-------------|
| WR | 24.04 | TANCOCK LIAM | GBR | ROME (ITA) | 02 AUG 2009 |
| UR | 24.63 | KUGA JUNYA | JPN | BELGRADE (SRB) | 08 JUL 2009 |

Heats Event No. 19

| Rank | Heat | Lane | Name | NUSF Code | R.T. | Time | Time Behind |
|------|------|------|----------------------------|-----------|------|-------|-------------|
| 1 | 8 | 4 | RESS Justin Andrew | USA | 0.93 | 25.10 | Q |
| 2 | 8 | 3 | RYAN Shane Patrick | IRL | 0.78 | 25.12 | 0.02 Q |
| 3 | 7 | 3 | TSMYH Mikita | BLR | 0.82 | 25.17 | 0.07 Q |
| 3 | 7 | 4 | KOPELEV Jonatan Josef | ISR | 0.78 | 25.17 | 0.07 Q |
| 5 | 6 | 4 | POLEWKA Tomasz | POL | 0.78 | 25.25 | 0.15 Q |
| 6 | 6 | 5 | CHRISTOU Apostolos | GRE | 0.77 | 25.27 | 0.17 Q |
| 7 | 7 | 5 | DALE Taylor Lee | USA | 0.71 | 25.32 | 0.22 Q |
| 8 | 8 | 5 | TREFFERS Benjamin Mark | AUS | 0.71 | 25.38 | 0.28 Q |
| 9 | 8 | 6 | ULYANOV Nikita | RUS | 0.64 | 25.44 | 0.34 Q |
| 10 | 5 | 5 | HURNYTSKYI Dmytro | UKR | 0.76 | 25.46 | 0.36 Q |
| 11 | 7 | 2 | BONACCHI Niccolo | ITA | 0.75 | 25.50 | 0.40 Q |
| 12 | 4 | 1 | UNO Shuhei | JPN | 0.56 | 25.53 | 0.43 Q |
| 12 | 7 | 6 | STASELOVICH Viktor | BLR | 0.75 | 25.53 | 0.43 Q |
| 14 | 6 | 6 | MILLI Matteo | ITA | 0.68 | 25.59 | 0.49 Q |
| 15 | 8 | 2 | WON Youngjun | KOR | 0.73 | 25.61 | 0.51 Q |
| 16 | 5 | 4 | HOCKIN BRUSQUETT C | PAR | 0.63 | 25.73 | 0.63 Q |
| 17 | 7 | 8 | BALOG Gabor | HUN | 0.63 | 25.75 | 0.65 |
| 18 | 7 | 1 | ARBUZOV Andrey | RUS | 0.61 | 25.85 | 0.75 |
| 19 | 7 | 7 | DE SOUZA MARTINS Henrique | BRA | 0.83 | 25.86 | 0.76 |
| 20 | 6 | 7 | DIAS MASSE BASSE G | BRA | 0.75 | 25.91 | 0.81 |
| 21 | 6 | 2 | HOEKFELT Gustav Goeran V | SWE | 0.75 | 25.92 | 0.82 |
| 22 | 8 | 8 | STANKEVICIUS Gytis | LTU | 0.77 | 26.00 | 0.90 |
| 23 | 6 | 1 | BUGDOL Rafal Jozef | POL | 0.64 | 26.06 | 0.96 |
| 24 | 8 | 7 | SPANOUdakis Georgios | GRE | 0.78 | 26.09 | 0.99 |
| 25 | 5 | 2 | MAIN Bayley Heath Pe | NZL | 0.77 | 26.14 | 1.04 |
| 26 | 6 | 3 | KASIAN Bohdan | UKR | 0.71 | 26.18 | 1.08 |
| 27 | 6 | 8 | SZENTES Bence | HUN | 0.78 | 26.24 | 1.14 |
| 28 | 4 | 3 | KASKABAY Adil | KAZ | 0.80 | 26.30 | 1.20 |
| 29 | 3 | 4 | BUSCAGLIA Guido Alejandro | ARG | 0.82 | 26.34 | 1.24 |
| 30 | 5 | 1 | DEFERRARI Nicolas | ARG | 0.65 | 26.38 | 1.28 |
| 31 | 4 | 7 | REITSHAMMER Bernhard | AUT | 0.83 | 26.41 | 1.31 |
| 32 | 4 | 5 | FELDBERGS Girts | LAT | 0.83 | 26.48 | 1.38 |
| 33 | 4 | 6 | COETZEE Corneille Gerha | NZL | 0.83 | 26.51 | 1.41 |
| 34 | 5 | 8 | PETTERSSON Axel Lennart Vi | SWE | 0.78 | 26.56 | 1.46 |
| 35 | 4 | 4 | LOPES Gabriel | POR | 0.84 | 26.57 | 1.47 |
| 36 | 3 | 7 | SONG AN Andy Xianyang | MEX | 0.82 | 26.58 | 1.48 |
| 37 | 3 | 1 | LAU Shiu Yue | HKG | 0.62 | 26.63 | 1.53 |
| 38 | 3 | 5 | CHANG Hou Chi | TPE | 0.84 | 26.72 | 1.62 |
| 39 | 5 | 6 | CESPEDES ECHEVERRI David | COL | 0.86 | 26.73 | 1.63 |
| 40 | 2 | 6 | GUSSEV Andrei | EST | 0.83 | 26.75 | 1.65 |
| 41 | 3 | 6 | JIMMIE Clayton Mark Br | RSA | 0.86 | 26.78 | 1.68 |
| 42 | 5 | 3 | MALKA Oren | ISR | 0.67 | 26.80 | 1.70 |
| 43 | 4 | 8 | MC EVOY Rory Purcell | IRL | 0.80 | 26.96 | 1.86 |
| 44 | 3 | 3 | CHANG Kuo Chi | TPE | 0.96 | 27.00 | 1.90 |
| 45 | 3 | 8 | MARKKANEN Janne Markus | FIN | 0.68 | 27.05 | 1.95 |
| 46 | 2 | 4 | FAIR Neil | RSA | 0.92 | 27.17 | 2.07 |
| 47 | 2 | 5 | RAUTALIN Jaakko Tapio | FIN | 0.57 | 27.56 | 2.46 |
| 48 | 2 | 3 | MITSUMASU TOYOFU D | PER | 0.68 | 27.93 | 2.83 |
| 49 | 2 | 1 | SIDLER Christian | SUI | 0.66 | 28.13 | 3.03 |
| 49 | 2 | 7 | CHIANCONE STANHAM Pedro | URU | 0.90 | 28.13 | 3.03 |
| 51 | 5 | 7 | CHEPISHEVSKI Gorazd | MKD | 0.74 | 28.16 | 3.06 |



RESULTS SUMMARY

成績總表

| | Record | Name | NUSF Code | Location | Date |
|-----------|--------|--------------|-----------|----------------|-------------|
| WR | 24.04 | TANCOCK LIAM | GBR | ROME (ITA) | 02 AUG 2009 |
| UR | 24.63 | KUGA JUNYA | JPN | BELGRADE (SRB) | 08 JUL 2009 |

Heats

| Rank | Heat | Lane | Name | NUSF Code | R.T. | Time | Time Behind |
|------|------|------|---------------------------|-----------|------|--------------|-------------|
| 52 | 3 | 2 | ABOUB Nassim | ALG | 0.82 | 28.20 | 3.10 |
| 53 | 2 | 2 | WAKED Maroun | LBN | 0.72 | 28.91 | 3.81 |
| 53 | 2 | 8 | PUYO Arian Neil | PHI | 0.79 | 28.91 | 3.81 |
| 55 | 1 | 4 | YALUK FLORES Alfredo Jose | PAR | 0.88 | 30.32 | 5.22 |
| 56 | 1 | 6 | WEERAMUNI Kalana | SRI | 0.73 | 30.59 | 5.49 |
| 57 | 1 | 1 | LATT Daniil | EST | 0.78 | 32.47 | 7.37 |
| 58 | 1 | 8 | AL MASROORI S | OMA | 0.82 | 33.02 | 7.92 |
| 59 | 1 | 3 | SOGUILON Kobe | PHI | 0.74 | 33.70 | 8.60 |
| 60 | 1 | 7 | NAIMEE Murtaza | AFG | 0.90 | 45.75 | 20.65 |
| | 1 | 2 | GODBLESS Joseph | NGR | | DNS | |
| | 1 | 5 | ODUNI Amukali Evans | NGR | | DNS | |
| | 4 | 2 | BENBARA Mehdi Nazim | ALG | | DNS | |
| | 8 | 1 | NAKAO Shunichi | JPN | | DNS | |

| | | | | |
|----------------|---------------------------|---------------------------|------------------------------|------------------------|
| Legend: | Q Classified Final | R.T. Reaction time | UR Universiade Record | WR World record |
|----------------|---------------------------|---------------------------|------------------------------|------------------------|



START LIST

出場名單

| | Record | Name | NUSF Code | Location | Date |
|----|--------|--------------|-----------|----------------|-------------|
| WR | 24.04 | TANCOCK LIAM | GBR | ROME (ITA) | 02 AUG 2009 |
| UR | 24.63 | KUGA JUNYA | JPN | BELGRADE (SRB) | 08 JUL 2009 |

Semifinal 1 of 2

Event No. 19

| Lane | Name | NUSF Code | Date of Birth | Qualifying Time | Time | Rank |
|------|----------------------------------|-----------|---------------|-----------------|------|------|
| 1 | MILLI Matteo | ITA | 22 APR 1989 | 25.59 | | |
| 2 | HURNYTSKYI Dmytro | UKR | 24 OCT 1994 | 25.46 | | |
| 3 | CHRISTOU Apostolos | GRE | 01 NOV 1996 | 25.27 | | |
| 4 | RYAN Shane Patrick | IRL | 27 JAN 1994 | 25.12 | | |
| 5 | TSMYH Mikita | BLR | 15 APR 1997 | 25.17 | | |
| 6 | TREFFERS Benjamin Mark | AUS | 15 AUG 1991 | 25.38 | | |
| 7 | STASELOVICH Viktor | BLR | 28 MAY 1994 | 25.53 | | |
| 8 | HOCKIN BRUSQUETTI Charles Daniel | PAR | 04 NOV 1989 | 25.73 | | |

Semifinal 2 of 2

| Lane | Name | NUSF Code | Date of Birth | Qualifying Time | Time | Rank |
|------|-----------------------|-----------|---------------|-----------------|------|------|
| 1 | UNO Shuhei | JPN | 25 OCT 1997 | 25.53 | | |
| 2 | ULYANOV Nikita | RUS | 09 FEB 1994 | 25.44 | | |
| 3 | POLEWKA Tomasz | POL | 05 AUG 1994 | 25.25 | | |
| 4 | RESS Justin Andrew | USA | 03 AUG 1997 | 25.10 | | |
| 5 | KOPELEV Jonatan Josef | ISR | 01 OCT 1991 | 25.17 | | |
| 6 | DALE Taylor Lee | USA | 29 DEC 1994 | 25.32 | | |
| 7 | BONACCHI Niccolo | ITA | 01 NOV 1994 | 25.50 | | |
| 8 | WON Youngjun | KOR | 08 JAN 1998 | 25.61 | | |

Reserves

| Name | NUSF Code | Date of Birth | Qualifying Time | Time | Rank |
|----------------|-----------|---------------|-----------------|------|------|
| BALOG Gabor | HUN | 02 SEP 1990 | 25.75 | | |
| ARBUZOV Andrey | RUS | 29 OCT 1989 | 25.85 | | |

Note:

Consult competition schedule in INFO for heat start times

Legend:

UR Universiade Record WR World record



RESULTS

比賽成績

| | Record | Name | NUSF Code | Location | Date |
|-----------|--------|--------------|-----------|----------------|-------------|
| WR | 24.04 | TANCOCK LIAM | GBR | ROME (ITA) | 02 AUG 2009 |
| UR | 24.63 | KUGA JUNYA | JPN | BELGRADE (SRB) | 08 JUL 2009 |

Semifinal 1

Event No. 19

| Rank | Lane | Name | NUSF Code | R.T. | Time | Time Behind |
|------|------|------------------------|-----------|------|--------------|-------------|
| 1 | 4 | RYAN Shane Patrick | IRL | 0.81 | 24.97 | |
| 2 | 3 | CHRISTOU Apostolos | GRE | 0.69 | 25.20 | 0.23 |
| 3 | 6 | TREFFERS Benjamin Mark | AUS | 0.73 | 25.34 | 0.37 |
| 4 | 7 | STASELOVICH Viktor | BLR | 0.72 | 25.40 | 0.43 |
| 5 | 5 | TSMYH Mikita | BLR | 0.83 | 25.43 | 0.46 |
| 6 | 1 | MILLI Matteo | ITA | 0.59 | 25.55 | 0.58 |
| 7 | 2 | HURNYTSKYI Dmytro | UKR | 0.78 | 25.59 | 0.62 |
| 8 | 8 | HOCKIN BRUSQUETT C | PAR | 0.62 | 25.85 | 0.88 |

Semifinal 2

| Rank | Lane | Name | NUSF Code | R.T. | Time | Time Behind |
|------|------|-----------------------|-----------|------|--------------|-------------|
| 1 | 3 | POLEWKA Tomasz | POL | 0.72 | 25.11 | |
| 1 | 2 | ULYANOV Nikita | RUS | 0.66 | 25.11 | |
| 3 | 8 | WON Youngjun | KOR | 0.72 | 25.13 | 0.02 |
| 4 | 4 | RESS Justin Andrew | USA | 0.92 | 25.19 | 0.08 |
| 5 | 6 | DALE Taylor Lee | USA | 0.77 | 25.22 | 0.11 |
| 6 | 5 | KOPELEV Jonatan Josef | ISR | 0.78 | 25.42 | 0.31 |
| 7 | 7 | BONACCHI Niccolo | ITA | 0.78 | 25.46 | 0.35 |
| 8 | 1 | UNO Shuhei | JPN | 0.53 | 25.55 | 0.44 |

Legend:

R.T. Reaction time UR Universiade Record WR World record



RESULTS SUMMARY

成績總表

| | Record | Name | NUSF Code | Location | Date |
|-----------|--------|--------------|-----------|----------------|-------------|
| WR | 24.04 | TANCOCK LIAM | GBR | ROME (ITA) | 02 AUG 2009 |
| UR | 24.63 | KUGA JUNYA | JPN | BELGRADE (SRB) | 08 JUL 2009 |

| Semifinals | | | | | | | Event No. | 19 |
|------------|------|------|------------------------|-----------|------|--------------|-------------|----|
| Rank | Heat | Lane | Name | NUSF Code | R.T. | Time | Time Behind | |
| 1 | 1 | 4 | RYAN Shane Patrick | IRL | 0.81 | 24.97 | Q | |
| 2 | 2 | 3 | POLEWKA Tomasz | POL | 0.72 | 25.11 | 0.14 Q | |
| 2 | 2 | 2 | ULYANOV Nikita | RUS | 0.66 | 25.11 | 0.14 Q | |
| 4 | 2 | 8 | WON Youngjun | KOR | 0.72 | 25.13 | 0.16 Q | |
| 5 | 2 | 4 | RESS Justin Andrew | USA | 0.92 | 25.19 | 0.22 Q | |
| 6 | 1 | 3 | CHRISTOU Apostolos | GRE | 0.69 | 25.20 | 0.23 Q | |
| 7 | 2 | 6 | DALE Taylor Lee | USA | 0.77 | 25.22 | 0.25 Q | |
| 8 | 1 | 6 | TREFFERS Benjamin Mark | AUS | 0.73 | 25.34 | 0.37 Q | |
| 9 | 1 | 7 | STASELOVICH Viktor | BLR | 0.72 | 25.40 | 0.43 | |
| 10 | 2 | 5 | KOPELEV Jonatan Josef | ISR | 0.78 | 25.42 | 0.45 | |
| 11 | 1 | 5 | TSMYH Mikita | BLR | 0.83 | 25.43 | 0.46 | |
| 12 | 2 | 7 | BONACCHI Niccolo | ITA | 0.78 | 25.46 | 0.49 | |
| 13 | 1 | 1 | MILLI Matteo | ITA | 0.59 | 25.55 | 0.58 | |
| 13 | 2 | 1 | UNO Shuhei | JPN | 0.53 | 25.55 | 0.58 | |
| 15 | 1 | 2 | HURNYTSKYI Dmytro | UKR | 0.78 | 25.59 | 0.62 | |
| 16 | 1 | 8 | HOCKIN BRUSQUETT C | PAR | 0.62 | 25.85 | 0.88 | |

| | | | | |
|----------------|---------------------------|---------------------------|------------------------------|------------------------|
| Legend: | Q Classified Final | R.T. Reaction time | UR Universiade Record | WR World record |
|----------------|---------------------------|---------------------------|------------------------------|------------------------|



RESULT BOOK


29TH Summer Universiade Taipei 2017



Swimming

Men's 100m

Breaststroke





MEDALLISTS

獎牌得主

| Medal | Name | NUSF |
|--------|------------------------|--------------------------------|
| GOLD | SHYMANOVICH Ilya | BLR - Belarus |
| GOLD | WILSON Andrew Lawrence | USA - United States of America |
| BRONZE | BALANDIN Dmitriy | KAZ - Kazakhstan |



START LIST

出場名單

| | Record | Name | NUSF Code | Location | Date |
|----|--------|--------------|-----------|----------------------|-------------|
| WR | 57.13 | PEATY ADAM | GBR | RIO DE JANEIRO (BRA) | 07 AUG 2016 |
| UR | 59.53 | BORYSIK IGOR | UKR | BELGRADE (SRB) | 06 JUL 2009 |

Final

Event No. 5

| Lane | Name | NUSF Code | Date of Birth | Qualifying Time | Time | Rank |
|------|-------------------------|-----------|---------------|-----------------|------|------|
| 1 | SIDLAUSKAS Andrius | LTU | 06 APR 1997 | 1:01.05 | | |
| 2 | GADIROV Rustam | RUS | 10 DEC 1997 | 1:00.66 | | |
| 3 | KASER Yannick | SUI | 03 JUL 1992 | 1:00.53 | | |
| 4 | BALANDIN Dmitriy | KAZ | 04 APR 1995 | 1:00.27 | | |
| 5 | WILSON Andrew Lawrence | USA | 16 SEP 1993 | 1:00.49 | | |
| 6 | SHYMANOVICH Ilya | BLR | 02 AUG 1994 | 1:00.65 | | |
| 7 | MONTAGUE Jacob Robert | USA | 06 JAN 1998 | 1:00.97 | | |
| 8 | STOLARSKI Marcin Tomasz | POL | 04 JAN 1996 | 1:01.14 | | |

Reserves

| Name | NUSF Code | Date of Birth | Qualifying Time | Time | Rank |
|-------------|-----------|---------------|-----------------|------|------|
| MORI Mamoru | JPN | 26 MAR 1996 | 1:01.36 | | |
| MURA Ryuya | JPN | 03 JUL 1996 | 1:01.37 | | |

Note:

Consult competition schedule in INFO for heat start times

Legend:

UR Universiade Record WR World record



START LIST

出場名單

| | Record | Name | NUSF Code | Location | Date |
|----|--------|--------------|-----------|----------------------|-------------|
| WR | 57.13 | PEATY ADAM | GBR | RIO DE JANEIRO (BRA) | 07 AUG 2016 |
| UR | 59.53 | BORYSIK IGOR | UKR | BELGRADE (SRB) | 06 JUL 2009 |

Heat 1 of 9

Event No. 5

| Lane | Name | NUSF Code | Date of Birth | Qualifying Time | Time | Rank |
|------|-----------------------------|-----------|---------------|-----------------|------|------|
| 3 | SSEGWANYI Daisuke Ronald | UGA | 11 MAR 1993 | 1:19.80 | | |
| 4 | AL MASROORI Salim Khamis Ju | OMA | 24 FEB 1993 | 1:16.83 | | |
| 5 | AL HABSI Mohammed Nasib | OMA | 21 AUG 1991 | 1:17.45 | | |
| 6 | FRIO Ruben Aldair Ad | MOZ | 29 APR 1996 | 1:26.18 | | |

Heat 2 of 9

| Lane | Name | NUSF Code | Date of Birth | Qualifying Time | Time | Rank |
|------|---------------------------|-----------|---------------|-----------------|------|------|
| 1 | NWABOGOR Sunday Abanum | NGR | 03 JAN 1989 | 1:14.30 | | |
| 2 | GUERRA SU Rodrigo Jose | NCA | 21 MAR 1999 | 1:11.20 | | |
| 3 | OSAMEZU Forsight | NGR | 06 OCT 1996 | 1:10.81 | | |
| 4 | AKAVANTSEV Maksim | EST | 16 SEP 1998 | 1:09.24 | | |
| 5 | GUNSENNOROV Zandanbal | MGL | 06 FEB 1996 | 1:10.00 | | |
| 6 | TUNG Daniel Yi Nin | SGP | 26 APR 1995 | 1:11.19 | | |
| 7 | EDUSSURIYA Taveesh Nishke | SRI | 15 MAY 1996 | 1:14.00 | | |
| 8 | VITHANAGE Sameera Sulocha | SRI | 05 JAN 1995 | 1:16.00 | | |

Heat 3 of 9

| Lane | Name | NUSF Code | Date of Birth | Qualifying Time | Time | Rank |
|------|----------------------------|-----------|---------------|-----------------|------|------|
| 1 | QUIROZ UTEAU Felipe Martin | CHI | 13 OCT 1995 | 1:08.79 | | |
| 2 | MAGBAG Drew Benett | PHI | 27 JUL 1999 | 1:07.57 | | |
| 3 | GALVEZ ENGELS Jose Tomas | CHI | 22 FEB 1997 | 1:06.24 | | |
| 4 | LIM Kenneth Duan Le | SGP | 15 MAR 1993 | 1:05.03 | | |
| 5 | CHEN Hongrui | CHN | 18 JUL 1996 | 1:05.10 | | |
| 6 | KASEMETS Ayrton | EST | 21 NOV 1995 | 1:06.78 | | |
| 7 | LOPEZ VIDAL Alejandro Jose | CRC | 05 MAY 1997 | 1:08.10 | | |
| 8 | SOUAIBY Anthony | LBN | 09 JUL 1998 | 1:09.15 | | |

Heat 4 of 9

| Lane | Name | NUSF Code | Date of Birth | Qualifying Time | Time | Rank |
|------|-----------------------|-----------|---------------|-----------------|------|------|
| 1 | ZULFITRANTO Gerdi | INA | 24 APR 1995 | 1:04.18 | | |
| 2 | SERRA Joaquin | ARG | 24 NOV 1994 | 1:03.35 | | |
| 3 | KWOK Ka Fai | HKG | 22 SEP 1996 | 1:02.99 | | |
| 4 | VUORELA Teemu Richard | FIN | 24 MAR 1994 | 1:02.78 | | |
| 5 | SHIN Hyeongkeun | KOR | 29 DEC 1990 | 1:02.80 | | |
| 6 | VIQUERAT Antoine | FRA | 05 OCT 1998 | 1:03.28 | | |
| 7 | CHAO Man Hou | MAC | 21 FEB 1996 | 1:04.00 | | |
| 8 | WONG Ho Kiu | HKG | 07 MAY 1998 | 1:04.51 | | |



START LIST

出場名單

| | Record | Name | NUSF Code | Location | Date |
|----|--------|--------------|-----------|----------------------|-------------|
| WR | 57.13 | PEATY ADAM | GBR | RIO DE JANEIRO (BRA) | 07 AUG 2016 |
| UR | 59.53 | BORYSIK IGOR | UKR | BELGRADE (SRB) | 06 JUL 2009 |

Heat 5 of 9

| Lane | Name | NUSF Code | Date of Birth | Qualifying Time | Time | Rank |
|------|--------------------------|-----------|---------------|-----------------|------|------|
| 1 | MILLIGAN Alex Stewart Da | AUS | 23 JAN 1998 | 1:02.59 | | |
| 2 | RUOHONIEMI Miikka Olavi | FIN | 23 JUL 1993 | 1:02.44 | | |
| 3 | GARROD Jacob Thomas | NZL | 27 MAY 1996 | 1:02.39 | | |
| 4 | BOBROVS Daniils | LAT | 08 OCT 1997 | 1:02.34 | | |
| 5 | HSU Han Peng | TPE | 25 AUG 1998 | 1:02.38 | | |
| 6 | MASKALENKO Nikolajs | LAT | 11 FEB 1993 | 1:02.43 | | |
| 7 | BASSON Alaric Bennedic | RSA | 16 FEB 1996 | 1:02.56 | | |
| 8 | MORELLI Gabriel Osvaldo | ARG | 07 OCT 1994 | 1:02.73 | | |

Heat 6 of 9

| Lane | Name | NUSF Code | Date of Birth | Qualifying Time | Time | Rank |
|------|----------------------|-----------|---------------|-----------------|------|------|
| 1 | SCHRODER George Liam | NZL | 03 SEP 1995 | 1:02.16 | | |
| 2 | GREENE Darragh | IRL | 20 OCT 1995 | 1:01.91 | | |
| 3 | LEE Hsuan Yen | TPE | 13 MAY 1993 | 1:01.79 | | |
| 4 | BOVEY Jolann | SUI | 17 MAR 1996 | 1:01.70 | | |
| 5 | WALL Elijah Benjamin | CAN | 16 MAR 1995 | 1:01.72 | | |
| 6 | KARPENKO Oleksandr | UKR | 16 SEP 1995 | 1:01.90 | | |
| 7 | KLOBUCNIK Tomas | SVK | 21 JUN 1990 | 1:02.11 | | |
| 8 | KAMZENOV Aibek | KAZ | 16 DEC 1995 | 1:02.27 | | |

Heat 7 of 9

| Lane | Name | NUSF Code | Date of Birth | Qualifying Time | Time | Rank |
|------|----------------------------|-----------|---------------|-----------------|------|------|
| 1 | GOLDFADEN Itay | ISR | 24 APR 1996 | 1:01.50 | | |
| 2 | QUINN Nicholas John | IRL | 03 JUN 1993 | 1:00.95 | | |
| 3 | MURILLO VALDES Jorge Mario | COL | 07 SEP 1991 | 1:00.50 | | |
| 4 | SHYMANOVICH Ilya | BLR | 02 AUG 1994 | 59.97 | | |
| 5 | SIDLAUSKAS Andrius | LTU | 06 APR 1997 | 1:00.34 | | |
| 6 | SKAGIUS Erik Johannes | SWE | 10 FEB 1995 | 1:00.66 | | |
| 7 | POGGIO Federico | ITA | 24 APR 1998 | 1:01.09 | | |
| 8 | DIETRICH Johannes | AUT | 05 OCT 1993 | 1:01.57 | | |



START LIST

出場名單

| | Record | Name | NUSF Code | Location | Date |
|-----------|--------|--------------|-----------|----------------------|-------------|
| WR | 57.13 | PEATY ADAM | GBR | RIO DE JANEIRO (BRA) | 07 AUG 2016 |
| UR | 59.53 | BORYSIK IGOR | UKR | BELGRADE (SRB) | 06 JUL 2009 |

Heat 8 of 9

| Lane | Name | NUSF Code | Date of Birth | Qualifying Time | Time | Rank |
|------|-----------------------------|-----------|---------------|-----------------|------|------|
| 1 | KIM Jaeyoun | KOR | 26 AUG 1996 | 1:01.25 | | |
| 2 | PILGER Maximilian | GER | 25 FEB 1996 | 1:00.85 | | |
| 3 | DE OLIVEIRA RODRIGU Raphael | BRA | 29 MAR 1991 | 1:00.46 | | |
| 4 | WILSON Andrew Lawrence | USA | 16 SEP 1993 | 59.51 | | |
| 5 | STOLARSKI Marcin Tomasz | POL | 04 JAN 1996 | 1:00.33 | | |
| 6 | MORI Mamoru | JPN | 26 MAR 1996 | 1:00.64 | | |
| 7 | DORINOV Mikhail | RUS | 09 AUG 1995 | 1:01.06 | | |
| 8 | CASTILLO LUNA Mauro | MEX | 06 AUG 1995 | 1:01.54 | | |

Heat 9 of 9

| Lane | Name | NUSF Code | Date of Birth | Qualifying Time | Time | Rank |
|------|----------------------------|-----------|---------------|-----------------|------|------|
| 1 | KAGE MONNI Felipe Hidekazu | BRA | 24 MAR 1996 | 1:01.24 | | |
| 2 | GADIROV Rustam | RUS | 10 DEC 1997 | 1:00.79 | | |
| 3 | MONTAGUE Jacob Robert | USA | 06 JAN 1998 | 1:00.39 | | |
| 4 | BALANDIN Dmitriy | KAZ | 04 APR 1995 | 59.45 | | |
| 5 | SCHWINGENSCHLOEGL Fabian | GER | 15 AUG 1991 | 1:00.04 | | |
| 6 | KASER Yannick | SUI | 03 JUL 1992 | 1:00.61 | | |
| 7 | TONIATO Andrea | ITA | 27 FEB 1991 | 1:00.96 | | |
| 8 | MURA Ryuya | JPN | 03 JUL 1996 | 1:01.51 | | |

Note:

Consult competition schedule in INFO for heat start times

Legend:

UR Universiade Record **WR** World record



RESULTS

比賽成績

| | Record | Name | NUSF Code | Location | Date |
|----|--------|--------------|-----------|----------------------|-------------|
| WR | 57.13 | PEATY ADAM | GBR | RIO DE JANEIRO (BRA) | 07 AUG 2016 |
| UR | 59.53 | BORYSIK IGOR | UKR | BELGRADE (SRB) | 06 JUL 2009 |

Heat 1 of 9

Event No. 5

| Rank | Lane | Name | NUSF Code | R.T. | 50m | Time | Time Behind |
|------|------|--------------------------|-----------|------|-----------|-------------------------|-------------|
| 1 | 3 | SSEGWANYI Daisuke Ronald | UGA | 0.69 | (2) 35.58 | 1:17.21 41.63 | |
| 2 | 6 | FRIO Ruben Aldair Ad | MOZ | 0.82 | (1) 34.40 | 1:17.22 42.82 | 0.01 |
| 3 | 4 | AL MASROORI S | OMA | 0.68 | (3) 38.27 | 1:25.27 47.00 | 8.06 |
| | 5 | AL HABSI Mohammed Nasib | OMA | | | DSQ | |

Heat 2 of 9

| Rank | Lane | Name | NUSF Code | R.T. | 50m | Time | Time Behind |
|------|------|---------------------------|-----------|------|-----------|-------------------------|-------------|
| 1 | 5 | GUNSENNOROV Zandanbal | MGL | 0.65 | (2) 32.09 | 1:08.39 36.30 | |
| 2 | 4 | AKAVANTSEV Maksim | EST | 0.56 | (1) 31.92 | 1:09.42 37.50 | 1.03 |
| 3 | 6 | TUNG Daniel Yi Nin | SGP | 0.64 | (3) 33.07 | 1:10.87 37.80 | 2.48 |
| 4 | 2 | GUERRA SU Rodrigo Jose | NCA | 0.65 | (4) 33.53 | 1:12.31 38.78 | 3.92 |
| 5 | 7 | EDUSSURIYA Taveesh Nishke | SRI | 0.82 | (5) 34.71 | 1:15.13 40.42 | 6.74 |
| 6 | 8 | VITHANAGE Sameera Sulocha | SRI | 0.86 | (6) 37.81 | 1:23.91 46.10 | 15.52 |
| | 1 | NWABOGOR Sunday Abanum | NGR | | | DNS | |
| | 3 | OSAMEZU Forsight | NGR | | | DNS | |

Heat 3 of 9

| Rank | Lane | Name | NUSF Code | R.T. | 50m | Time | Time Behind |
|------|------|----------------------------|-----------|------|-----------|-------------------------|-------------|
| 1 | 6 | KASEMETS Ayrton | EST | 0.68 | (1) 30.26 | 1:05.25 34.99 | |
| 2 | 5 | CHEN Hongrui | CHN | 0.73 | (2) 30.48 | 1:06.05 35.57 | 0.80 |
| 3 | 4 | LIM Kenneth Duan Le | SGP | 0.68 | (3) 30.66 | 1:06.07 35.41 | 0.82 |
| 4 | 3 | GALVEZ ENGELS Jose Tomas | CHI | 0.62 | (5) 31.42 | 1:06.85 35.43 | 1.60 |
| 5 | 1 | QUIROZ UTEAU Felipe Martin | CHI | 0.69 | (4) 31.40 | 1:07.67 36.27 | 2.42 |
| 6 | 7 | LOPEZ VIDAL Alejandro Jose | CRC | 0.64 | (7) 32.39 | 1:09.71 37.32 | 4.46 |
| 7 | 8 | SOUAIBY Anthony | LBN | 0.70 | (6) 32.07 | 1:09.82 37.75 | 4.57 |
| 8 | 2 | MAGBAG Drew Benett | PHI | 0.66 | (8) 32.95 | 1:11.39 38.44 | 6.14 |



RESULTS

比賽成績

| | Record | Name | NUSF Code | Location | Date |
|----|--------|--------------|-----------|----------------------|-------------|
| WR | 57.13 | PEATY ADAM | GBR | RIO DE JANEIRO (BRA) | 07 AUG 2016 |
| UR | 59.53 | BORYSIK IGOR | UKR | BELGRADE (SRB) | 06 JUL 2009 |

Heat 4 of 9

| Rank | Lane | Name | NUSF Code | R.T. | 50m | Time | Time Behind |
|------|------|-----------------------|-----------|------|-----------|-------------------------|-------------|
| 1 | 7 | CHAO Man Hou | MAC | 0.71 | (4) 29.47 | 1:02.48 33.01 | |
| 2 | 4 | VUORELA Teemu Richard | FIN | 0.68 | (7) 30.19 | 1:02.97 32.78 | 0.49 |
| 3 | 6 | VIQUERAT Antoine | FRA | 0.68 | (3) 29.45 | 1:03.35 33.90 | 0.87 |
| 4 | 5 | SHIN Hyeongkeun | KOR | 0.68 | (1) 29.30 | 1:03.80 34.50 | 1.32 |
| 5 | 3 | KWOK Ka Fai | HKG | 0.64 | (5) 29.97 | 1:03.93 33.96 | 1.45 |
| 6 | 2 | SERRA Joaquin | ARG | 0.67 | (2) 29.40 | 1:04.12 34.72 | 1.64 |
| 7 | 1 | ZULFITRANTO Gerdi | INA | 0.64 | (6) 30.14 | 1:04.43 34.29 | 1.95 |
| 8 | 8 | WONG Ho Kiu | HKG | 0.72 | (8) 31.46 | 1:06.79 35.33 | 4.31 |

Heat 5 of 9

| Rank | Lane | Name | NUSF Code | R.T. | 50m | Time | Time Behind |
|------|------|--------------------------|-----------|------|-----------|-------------------------|-------------|
| 1 | 7 | BASSON Alaric Bennedic | RSA | 0.67 | (1) 28.79 | 1:02.22 33.43 | |
| 2 | 1 | MILLIGAN Alex Stewart Da | AUS | 0.70 | (2) 29.17 | 1:02.38 33.21 | 0.16 |
| 3 | 2 | RUOHONIEMI Miikka Olavi | FIN | 0.67 | (3) 29.22 | 1:02.56 33.34 | 0.34 |
| 4 | 4 | BOBROVS Daniils | LAT | 0.68 | (8) 30.05 | 1:03.21 33.16 | 0.99 |
| 5 | 3 | GARROD Jacob Thomas | NZL | 0.66 | (7) 30.01 | 1:03.48 33.47 | 1.26 |
| 6 | 8 | MORELLI Gabriel Osvaldo | ARG | 0.71 | (5) 29.67 | 1:03.65 33.98 | 1.43 |
| 7 | 6 | MASKALENKO Nikolajs | LAT | 0.64 | (6) 29.99 | 1:03.87 33.88 | 1.65 |
| 8 | 5 | HSU Han Peng | TPE | 0.68 | (4) 29.63 | 1:03.95 34.32 | 1.73 |



RESULTS

比賽成績

| | Record | Name | NUSF Code | Location | Date |
|----|--------|--------------|-----------|----------------------|-------------|
| WR | 57.13 | PEATY ADAM | GBR | RIO DE JANEIRO (BRA) | 07 AUG 2016 |
| UR | 59.53 | BORYSIK IGOR | UKR | BELGRADE (SRB) | 06 JUL 2009 |

Heat 6 of 9

| Rank | Lane | Name | NUSF Code | R.T. | 50m | Time | Time Behind |
|------|------|----------------------|-----------|------|-----------|-------------------------|-------------|
| 1 | 5 | WALL Elijah Benjamin | CAN | 0.70 | (2) 28.84 | 1:01.27 32.43 | |
| 2 | 2 | GREENE Darragh | IRL | 0.65 | (3) 29.02 | 1:01.56 32.54 | 0.29 |
| 3 | 7 | KLOBUCNIK Tomas | SVK | 0.74 | (6) 29.31 | 1:02.37 33.06 | 1.10 |
| 4 | 1 | SCHRODER George Liam | NZL | 0.66 | (7) 29.54 | 1:02.58 33.04 | 1.31 |
| 5 | 3 | LEE Hsuan Yen | TPE | 0.68 | (8) 29.66 | 1:02.84 33.18 | 1.57 |
| 6 | 4 | BOVEY Jolann | SUI | 0.69 | (5) 29.13 | 1:02.85 33.72 | 1.58 |
| 7 | 6 | KARPENKO Oleksandr | UKR | 0.68 | (4) 29.06 | 1:03.19 34.13 | 1.92 |
| 8 | 8 | KAMZENOV Aibek | KAZ | 0.71 | (1) 28.83 | 1:03.51 34.68 | 2.24 |

Heat 7 of 9

| Rank | Lane | Name | NUSF Code | R.T. | 50m | Time | Time Behind |
|------|------|----------------------------|-----------|------|-----------|-------------------------|-------------|
| 1 | 4 | SHYMANOVICH Ilya | BLR | 0.68 | (1) 28.21 | 1:00.62 32.41 | |
| 2 | 5 | SIDLAUSKAS Andrius | LTU | 0.67 | (2) 28.52 | 1:01.29 32.77 | 0.67 |
| 3 | 3 | MURILLO VALDES Jorge Mario | COL | 0.68 | (6) 29.26 | 1:01.70 32.44 | 1.08 |
| 4 | 2 | QUINN Nicholas John | IRL | 0.69 | (5) 29.23 | 1:01.79 32.56 | 1.17 |
| 5 | 7 | POGGIO Federico | ITA | 0.67 | (4) 29.02 | 1:01.83 32.81 | 1.21 |
| 6 | 6 | SKAGIUS Erik Johannes | SWE | 0.71 | (7) 29.32 | 1:01.94 32.62 | 1.32 |
| 7 | 1 | GOLDFADEN Itay | ISR | 0.69 | (3) 28.98 | 1:02.66 33.68 | 2.04 |
| 8 | 8 | DIETRICH Johannes | AUT | 0.71 | (8) 29.50 | 1:02.79 33.29 | 2.17 |



RESULTS

比賽成績

| | Record | Name | NUSF Code | Location | Date |
|----|--------|--------------|-----------|----------------------|-------------|
| WR | 57.13 | PEATY ADAM | GBR | RIO DE JANEIRO (BRA) | 07 AUG 2016 |
| UR | 59.53 | BORYSIK IGOR | UKR | BELGRADE (SRB) | 06 JUL 2009 |

Heat 8 of 9

| Rank | Lane | Name | NUSF Code | R.T. | 50m | Time | Time Behind |
|------|------|-------------------------|-----------|------|-----------|-------------------------|-------------|
| 1 | 4 | WILSON Andrew Lawrence | USA | 0.64 | (1) 28.37 | 59.69 31.32 | |
| 2 | 5 | STOLARSKI Marcin Tomasz | POL | 0.67 | (3) 28.75 | 1:01.22 32.47 | 1.53 |
| 3 | 3 | DE OLIVEIRA RODR R | BRA | 0.68 | (4) 28.90 | 1:01.32 32.42 | 1.63 |
| 4 | 6 | MORI Mamoru | JPN | 0.64 | (7) 29.24 | 1:01.43 32.19 | 1.74 |
| 5 | 1 | KIM Jaeyoun | KOR | 0.67 | (2) 28.70 | 1:01.47 32.77 | 1.78 |
| 6 | 7 | DORINOV Mikhail | RUS | 0.67 | (5) 29.03 | 1:01.80 32.77 | 2.11 |
| 7 | 2 | PILGER Maximilian | GER | 0.66 | (6) 29.19 | 1:02.07 32.88 | 2.38 |
| 8 | 8 | CASTILLO LUNA Mauro | MEX | 0.66 | (8) 29.43 | 1:02.35 32.92 | 2.66 |

Heat 9 of 9

| Rank | Lane | Name | NUSF Code | R.T. | 50m | Time | Time Behind |
|------|------|----------------------------|-----------|------|-----------|-------------------------|-------------|
| 1 | 6 | KASER Yannick | SUI | 0.74 | (2) 28.25 | 1:00.47 32.22 | |
| 2 | 2 | GADIROV Rustam | RUS | 0.79 | (4) 28.63 | 1:00.61 31.98 | 0.14 |
| 3 | 4 | BALANDIN Dmitriy | KAZ | 0.66 | (6) 28.92 | 1:00.76 31.84 | 0.29 |
| 4 | 8 | MURA Ryuya | JPN | 0.72 | (7) 28.94 | 1:01.12 32.18 | 0.65 |
| 5 | 7 | TONIATO Andrea | ITA | 0.61 | (1) 28.02 | 1:01.34 33.32 | 0.87 |
| 6 | 3 | MONTAGUE Jacob Robert | USA | 0.68 | (5) 28.82 | 1:01.36 32.54 | 0.89 |
| 7 | 1 | KAGE MONNI Felipe Hidekazu | BRA | 0.68 | (3) 28.43 | 1:01.67 33.24 | 1.20 |
| 8 | 5 | SCHWINGENSCHLOEG F | GER | 0.69 | (8) 29.01 | 1:02.45 33.44 | 1.98 |

Legend:

| | | | | | | | |
|-----|---------------|-----|--------------|------|---------------|----|--------------------|
| DNS | Did not start | DSQ | Disqualified | R.T. | Reaction time | UR | Universiade Record |
| WR | World record | | | | | | |



RESULTS SUMMARY

成績總表

| Record | Name | NUSF Code | Location | Date |
|--------|--------------------|-----------|----------------------|-------------|
| WR | 57.13 PEATY ADAM | GBR | RIO DE JANEIRO (BRA) | 07 AUG 2016 |
| UR | 59.53 BORYSIK IGOR | UKR | BELGRADE (SRB) | 06 JUL 2009 |

| Heats | | | | | | | | Event No. | 5 |
|-------|------|------|----------------------------|-----------|------|-----------|-------------------------|-------------|---|
| Rank | Heat | Lane | Name | NUSF Code | R.T. | 50m | Time | Time Behind | |
| 1 | 8 | 4 | WILSON Andrew Lawrence | USA | 0.64 | (1) 28.37 | 59.69 31.32 | Q | |
| 2 | 9 | 6 | KASER Yannick | SUI | 0.74 | (2) 28.25 | 1:00.47 32.22 | 0.78 Q | |
| 3 | 9 | 2 | GADIROV Rustam | RUS | 0.79 | (4) 28.63 | 1:00.61 31.98 | 0.92 Q | |
| 4 | 7 | 4 | SHYMANOVICH Ilya | BLR | 0.68 | (1) 28.21 | 1:00.62 32.41 | 0.93 Q | |
| 5 | 9 | 4 | BALANDIN Dmitriy | KAZ | 0.66 | (6) 28.92 | 1:00.76 31.84 | 1.07 Q | |
| 6 | 9 | 8 | MURA Ryuya | JPN | 0.72 | (7) 28.94 | 1:01.12 32.18 | 1.43 Q | |
| 7 | 8 | 5 | STOLARSKI Marcin Tomasz | POL | 0.67 | (3) 28.75 | 1:01.22 32.47 | 1.53 Q | |
| 8 | 6 | 5 | WALL Elijah Benjamin | CAN | 0.70 | (2) 28.84 | 1:01.27 32.43 | 1.58 Q | |
| 9 | 7 | 5 | SIDLAUSKAS Andrius | LTU | 0.67 | (2) 28.52 | 1:01.29 32.77 | 1.60 Q | |
| 10 | 8 | 3 | DE OLIVEIRA RODR R | BRA | 0.68 | (4) 28.90 | 1:01.32 32.42 | 1.63 Q | |
| 11 | 9 | 7 | TONIATO Andrea | ITA | 0.61 | (1) 28.02 | 1:01.34 33.32 | 1.65 Q | |
| 12 | 9 | 3 | MONTAGUE Jacob Robert | USA | 0.68 | (5) 28.82 | 1:01.36 32.54 | 1.67 Q | |
| 13 | 8 | 6 | MORI Mamoru | JPN | 0.64 | (7) 29.24 | 1:01.43 32.19 | 1.74 Q | |
| 14 | 8 | 1 | KIM Jaeyoun | KOR | 0.67 | (2) 28.70 | 1:01.47 32.77 | 1.78 Q | |
| 15 | 6 | 2 | GREENE Darragh | IRL | 0.65 | (3) 29.02 | 1:01.56 32.54 | 1.87 Q | |
| 16 | 9 | 1 | KAGE MONNI Felipe Hidekazu | BRA | 0.68 | (3) 28.43 | 1:01.67 33.24 | 1.98 Q | |
| 17 | 7 | 3 | MURILLO VALDES Jorge Mario | COL | 0.68 | (6) 29.26 | 1:01.70 32.44 | 2.01 | |
| 18 | 7 | 2 | QUINN Nicholas John | IRL | 0.69 | (5) 29.23 | 1:01.79 32.56 | 2.10 | |
| 19 | 8 | 7 | DORINOV Mikhail | RUS | 0.67 | (5) 29.03 | 1:01.80 32.77 | 2.11 | |
| 20 | 7 | 7 | POGGIO Federico | ITA | 0.67 | (4) 29.02 | 1:01.83 32.81 | 2.14 | |
| 21 | 7 | 6 | SKAGIUS Erik Johannes | SWE | 0.71 | (7) 29.32 | 1:01.94 32.62 | 2.25 | |
| 22 | 8 | 2 | PILGER Maximilian | GER | 0.66 | (6) 29.19 | 1:02.07 32.88 | 2.38 | |
| 23 | 5 | 7 | BASSON Alaric Bennedic | RSA | 0.67 | (1) 28.79 | 1:02.22 33.43 | 2.53 | |
| 24 | 8 | 8 | CASTILLO LUNA Mauro | MEX | 0.66 | (8) 29.43 | 1:02.35 32.92 | 2.66 | |
| 25 | 6 | 7 | KLOBUCNIK Tomas | SVK | 0.74 | (6) 29.31 | 1:02.37 33.06 | 2.68 | |



RESULTS SUMMARY

成績總表

| Record | Name | NUSF Code | Location | Date |
|--------|--------------------|-----------|----------------------|-------------|
| WR | 57.13 PEATY ADAM | GBR | RIO DE JANEIRO (BRA) | 07 AUG 2016 |
| UR | 59.53 BORYSIK IGOR | UKR | BELGRADE (SRB) | 06 JUL 2009 |

Heats

| Rank | Heat | Lane | Name | NUSF Code | R.T. | 50m | Time | Time Behind |
|------|------|------|--------------------------|-----------|------|-----------|-------------------------|-------------|
| 26 | 5 | 1 | MILLIGAN Alex Stewart Da | AUS | 0.70 | (2) 29.17 | 1:02.38 33.21 | 2.69 |
| 27 | 9 | 5 | SCHWINGENSCHLOEG F | GER | 0.69 | (8) 29.01 | 1:02.45 33.44 | 2.76 |
| 28 | 4 | 7 | CHAO Man Hou | MAC | 0.71 | (4) 29.47 | 1:02.48 33.01 | 2.79 |
| 29 | 5 | 2 | RUOHONIEMI Miikka Olavi | FIN | 0.67 | (3) 29.22 | 1:02.56 33.34 | 2.87 |
| 30 | 6 | 1 | SCHRODER George Liam | NZL | 0.66 | (7) 29.54 | 1:02.58 33.04 | 2.89 |
| 31 | 7 | 1 | GOLDFADEN Itay | ISR | 0.69 | (3) 28.98 | 1:02.66 33.68 | 2.97 |
| 32 | 7 | 8 | DIETRICH Johannes | AUT | 0.71 | (8) 29.50 | 1:02.79 33.29 | 3.10 |
| 33 | 6 | 3 | LEE Hsuan Yen | TPE | 0.68 | (8) 29.66 | 1:02.84 33.18 | 3.15 |
| 34 | 6 | 4 | BOVEY Jolann | SUI | 0.69 | (5) 29.13 | 1:02.85 33.72 | 3.16 |
| 35 | 4 | 4 | VUORELA Teemu Richard | FIN | 0.68 | (7) 30.19 | 1:02.97 32.78 | 3.28 |
| 36 | 6 | 6 | KARPENKO Oleksandr | UKR | 0.68 | (4) 29.06 | 1:03.19 34.13 | 3.50 |
| 37 | 5 | 4 | BOBROVS Daniils | LAT | 0.68 | (8) 30.05 | 1:03.21 33.16 | 3.52 |
| 38 | 4 | 6 | VIQUERAT Antoine | FRA | 0.68 | (3) 29.45 | 1:03.35 33.90 | 3.66 |
| 39 | 5 | 3 | GARROD Jacob Thomas | NZL | 0.66 | (7) 30.01 | 1:03.48 33.47 | 3.79 |
| 40 | 6 | 8 | KAMZENOV Aibek | KAZ | 0.71 | (1) 28.83 | 1:03.51 34.68 | 3.82 |
| 41 | 5 | 8 | MORELLI Gabriel Osvaldo | ARG | 0.71 | (5) 29.67 | 1:03.65 33.98 | 3.96 |
| 42 | 4 | 5 | SHIN Hyeongkeun | KOR | 0.68 | (1) 29.30 | 1:03.80 34.50 | 4.11 |
| 43 | 5 | 6 | MASKALENKO Nikolajs | LAT | 0.64 | (6) 29.99 | 1:03.87 33.88 | 4.18 |
| 44 | 4 | 3 | KWOK Ka Fai | HKG | 0.64 | (5) 29.97 | 1:03.93 33.96 | 4.24 |
| 45 | 5 | 5 | HSU Han Peng | TPE | 0.68 | (4) 29.63 | 1:03.95 34.32 | 4.26 |
| 46 | 4 | 2 | SERRA Joaquin | ARG | 0.67 | (2) 29.40 | 1:04.12 34.72 | 4.43 |
| 47 | 4 | 1 | ZULFITRANTO Gerdi | INA | 0.64 | (6) 30.14 | 1:04.43 34.29 | 4.74 |
| 48 | 3 | 6 | KASEMETS Ayrton | EST | 0.68 | (1) 30.26 | 1:05.25 34.99 | 5.56 |
| 49 | 3 | 5 | CHEN Hongrui | CHN | 0.73 | (2) 30.48 | 1:06.05 35.57 | 6.36 |
| 50 | 3 | 4 | LIM Kenneth Duan Le | SGP | 0.68 | (3) 30.66 | 1:06.07 35.41 | 6.38 |



RESULTS SUMMARY

成績總表

| | Record | Name | NUSF Code | Location | Date |
|-----------|--------|--------------|-----------|----------------------|-------------|
| WR | 57.13 | PEATY ADAM | GBR | RIO DE JANEIRO (BRA) | 07 AUG 2016 |
| UR | 59.53 | BORYSIK IGOR | UKR | BELGRADE (SRB) | 06 JUL 2009 |

Heats

| Rank | Heat | Lane | Name | NUSF Code | R.T. | 50m | Time | Time Behind |
|------|------|------|----------------------------|-----------|------|-----------|-------------------------|-------------|
| 51 | 4 | 8 | WONG Ho Kiu | HKG | 0.72 | (8) 31.46 | 1:06.79 35.33 | 7.10 |
| 52 | 3 | 3 | GALVEZ ENGELS Jose Tomas | CHI | 0.62 | (5) 31.42 | 1:06.85 35.43 | 7.16 |
| 53 | 3 | 1 | QUIROZ UTEAU Felipe Martin | CHI | 0.69 | (4) 31.40 | 1:07.67 36.27 | 7.98 |
| 54 | 2 | 5 | GUNSENNOROV Zandanbal | MGL | 0.65 | (2) 32.09 | 1:08.39 36.30 | 8.70 |
| 55 | 2 | 4 | AKAVANTSEV Maksim | EST | 0.56 | (1) 31.92 | 1:09.42 37.50 | 9.73 |
| 56 | 3 | 7 | LOPEZ VIDAL Alejandro Jose | CRC | 0.64 | (7) 32.39 | 1:09.71 37.32 | 10.02 |
| 57 | 3 | 8 | SOUAIBY Anthony | LBN | 0.70 | (6) 32.07 | 1:09.82 37.75 | 10.13 |
| 58 | 2 | 6 | TUNG Daniel Yi Nin | SGP | 0.64 | (3) 33.07 | 1:10.87 37.80 | 11.18 |
| 59 | 3 | 2 | MAGBAG Drew Benett | PHI | 0.66 | (8) 32.95 | 1:11.39 38.44 | 11.70 |
| 60 | 2 | 2 | GUERRA SU Rodrigo Jose | NCA | 0.65 | (4) 33.53 | 1:12.31 38.78 | 12.62 |
| 61 | 2 | 7 | EDUSSURIYA Taveesh Nishke | SRI | 0.82 | (5) 34.71 | 1:15.13 40.42 | 15.44 |
| 62 | 1 | 3 | SSEGWANYI Daisuke Ronald | UGA | 0.69 | (2) 35.58 | 1:17.21 41.63 | 17.52 |
| 63 | 1 | 6 | FRIO Ruben Aldair Ad | MOZ | 0.82 | (1) 34.40 | 1:17.22 42.82 | 17.53 |
| 64 | 2 | 8 | VITHANAGE Sameera Sulocha | SRI | 0.86 | (6) 37.81 | 1:23.91 46.10 | 24.22 |
| 65 | 1 | 4 | AL MASROORI S | OMA | 0.68 | (3) 38.27 | 1:25.27 47.00 | 25.58 |
| | 1 | 5 | AL HABSI Mohammed Nasib | OMA | | | DSQ | |
| | 2 | 1 | NWABOGOR Sunday Abanum | NGR | | | DNS | |
| | 2 | 3 | OSAMEZU Forsight | NGR | | | DNS | |

| | | | | |
|----------------|---------------------------|---------------------------|------------------------------|------------------------|
| Legend: | Q Classified Final | R.T. Reaction time | UR Universiade Record | WR World record |
|----------------|---------------------------|---------------------------|------------------------------|------------------------|



START LIST

出場名單

| Record | Name | NUSF Code | Location | Date |
|--------|--------------------|-----------|----------------------|-------------|
| WR | 57.13 PEATY ADAM | GBR | RIO DE JANEIRO (BRA) | 07 AUG 2016 |
| UR | 59.53 BORYSIK IGOR | UKR | BELGRADE (SRB) | 06 JUL 2009 |

Semifinal 1 of 2

Event No. 5

| Lane | Name | NUSF Code | Date of Birth | Qualifying Time | Time | Rank |
|------|-----------------------------|-----------|---------------|-----------------|------|------|
| 1 | KIM Jaeyoun | KOR | 26 AUG 1996 | 1:01.47 | | |
| 2 | DE OLIVEIRA RODRIGU Raphael | BRA | 29 MAR 1991 | 1:01.32 | | |
| 3 | MURA Ryuya | JPN | 03 JUL 1996 | | | |
| 4 | KASER Yannick | SUI | 03 JUL 1992 | 1:00.47 | | |
| 5 | SHYMANOVICH Ilya | BLR | 02 AUG 1994 | 1:00.62 | | |
| 6 | WALL Elijah Benjamin | CAN | 16 MAR 1995 | 1:01.27 | | |
| 7 | MONTAGUE Jacob Robert | USA | 06 JAN 1998 | 1:01.36 | | |
| 8 | KAGE MONNI Felipe Hidekazu | BRA | 24 MAR 1996 | 1:01.67 | | |

Semifinal 2 of 2

| Lane | Name | NUSF Code | Date of Birth | Qualifying Time | Time | Rank |
|------|-------------------------|-----------|---------------|-----------------|------|------|
| 1 | MORI Mamoru | JPN | 26 MAR 1996 | | | |
| 2 | SIDLAUSKAS Andrius | LTU | 06 APR 1997 | 1:01.29 | | |
| 3 | BALANDIN Dmitriy | KAZ | 04 APR 1995 | 1:00.76 | | |
| 4 | WILSON Andrew Lawrence | USA | 16 SEP 1993 | 59.69 | | |
| 5 | GADIROV Rustam | RUS | 10 DEC 1997 | 1:00.61 | | |
| 6 | STOLARSKI Marcin Tomasz | POL | 04 JAN 1996 | 1:01.22 | | |
| 7 | TONIATO Andrea | ITA | 27 FEB 1991 | 1:01.34 | | |
| 8 | GREENE Darragh | IRL | 20 OCT 1995 | 1:01.56 | | |

Reserves

| Name | NUSF Code | Date of Birth | Qualifying Time | Time | Rank |
|----------------------------|-----------|---------------|-----------------|------|------|
| MURILLO VALDES Jorge Mario | COL | 07 SEP 1991 | 1:01.70 | | |
| QUINN Nicholas John | IRL | 03 JUN 1993 | 1:01.79 | | |

Note:

Consult competition schedule in INFO for heat start times

Legend:

UR Universiade Record WR World record



RESULTS

比賽成績

| | Record | Name | NUSF Code | Location | Date |
|----|--------|--------------|-----------|----------------------|-------------|
| WR | 57.13 | PEATY ADAM | GBR | RIO DE JANEIRO (BRA) | 07 AUG 2016 |
| UR | 59.53 | BORYSIK IGOR | UKR | BELGRADE (SRB) | 06 JUL 2009 |

Semifinal 1

Event No. 5

| Rank | Lane | Name | NUSF Code | R.T. | 50m | Time | Time Behind |
|------|------|----------------------------|-----------|------|-----------|-------------------------|-------------|
| 1 | 4 | KASER Yannick | SUI | 0.75 | (2) 28.56 | 1:00.53 31.97 | |
| 2 | 5 | SHYMANOVICH Ilya | BLR | 0.71 | (1) 28.32 | 1:00.65 32.33 | 0.12 |
| 3 | 7 | MONTAGUE Jacob Robert | USA | 0.66 | (4) 28.83 | 1:00.97 32.14 | 0.44 |
| 4 | 3 | MURA Ryuya | JPN | 0.66 | (8) 29.07 | 1:01.37 32.30 | 0.84 |
| 5 | 6 | WALL Elijah Benjamin | CAN | 0.68 | (7) 29.06 | 1:01.48 32.42 | 0.95 |
| 6 | 1 | KIM Jaeyoun | KOR | 0.66 | (3) 28.65 | 1:01.54 32.89 | 1.01 |
| 7 | 8 | KAGE MONNI Felipe Hidekazu | BRA | 0.67 | (6) 29.03 | 1:01.60 32.57 | 1.07 |
| 8 | 2 | DE OLIVEIRA RODR R | BRA | 0.67 | (5) 28.86 | 1:01.75 32.89 | 1.22 |

Semifinal 2

| Rank | Lane | Name | NUSF Code | R.T. | 50m | Time | Time Behind |
|------|------|-------------------------|-----------|------|-----------|-------------------------|-------------|
| 1 | 3 | BALANDIN Dmitriy | KAZ | 0.66 | (1) 28.28 | 1:00.27 31.99 | |
| 2 | 4 | WILSON Andrew Lawrence | USA | 0.68 | (2) 28.41 | 1:00.49 32.08 | 0.22 |
| 3 | 5 | GADIROV Rustam | RUS | 0.77 | (4) 28.68 | 1:00.66 31.98 | 0.39 |
| 4 | 2 | SIDLAUSKAS Andrius | LTU | 0.69 | (3) 28.55 | 1:01.05 32.50 | 0.78 |
| 5 | 6 | STOLARSKI Marcin Tomasz | POL | 0.67 | (5) 28.77 | 1:01.14 32.37 | 0.87 |
| 6 | 1 | MORI Mamoru | JPN | 0.66 | (8) 29.26 | 1:01.36 32.10 | 1.09 |
| 7 | 8 | GREENE Darragh | IRL | 0.67 | (7) 29.08 | 1:01.89 32.81 | 1.62 |
| 8 | 7 | TONIATO Andrea | ITA | 0.60 | (5) 28.77 | 1:01.92 33.15 | 1.65 |

Legend:

R.T. Reaction time UR Universiade Record WR World record



RESULTS SUMMARY

成績總表

| Record | Name | NUSF Code | Location | Date |
|--------|--------------------|-----------|----------------------|-------------|
| WR | 57.13 PEATY ADAM | GBR | RIO DE JANEIRO (BRA) | 07 AUG 2016 |
| UR | 59.53 BORYSIK IGOR | UKR | BELGRADE (SRB) | 06 JUL 2009 |

| Semifinals | | | | | | | | Event No. | 5 |
|------------|------|------|----------------------------|-----------|------|-----------|-------------------------|-------------|---|
| Rank | Heat | Lane | Name | NUSF Code | R.T. | 50m | Time | Time Behind | |
| 1 | 2 | 3 | BALANDIN Dmitriy | KAZ | 0.66 | (1) 28.28 | 1:00.27 31.99 | Q | |
| 2 | 2 | 4 | WILSON Andrew Lawrence | USA | 0.68 | (2) 28.41 | 1:00.49 32.08 | 0.22 Q | |
| 3 | 1 | 4 | KASER Yannick | SUI | 0.75 | (2) 28.56 | 1:00.53 31.97 | 0.26 Q | |
| 4 | 1 | 5 | SHYMANOVICH Ilya | BLR | 0.71 | (1) 28.32 | 1:00.65 32.33 | 0.38 Q | |
| 5 | 2 | 5 | GADIROV Rustam | RUS | 0.77 | (4) 28.68 | 1:00.66 31.98 | 0.39 Q | |
| 6 | 1 | 7 | MONTAGUE Jacob Robert | USA | 0.66 | (4) 28.83 | 1:00.97 32.14 | 0.70 Q | |
| 7 | 2 | 2 | SIDLAUSKAS Andrius | LTU | 0.69 | (3) 28.55 | 1:01.05 32.50 | 0.78 Q | |
| 8 | 2 | 6 | STOLARSKI Marcin Tomasz | POL | 0.67 | (5) 28.77 | 1:01.14 32.37 | 0.87 Q | |
| 9 | 2 | 1 | MORI Mamoru | JPN | 0.66 | (8) 29.26 | 1:01.36 32.10 | 1.09 | |
| 10 | 1 | 3 | MURA Ryuya | JPN | 0.66 | (8) 29.07 | 1:01.37 32.30 | 1.10 | |
| 11 | 1 | 6 | WALL Elijah Benjamin | CAN | 0.68 | (7) 29.06 | 1:01.48 32.42 | 1.21 | |
| 12 | 1 | 1 | KIM Jaeyoun | KOR | 0.66 | (3) 28.65 | 1:01.54 32.89 | 1.27 | |
| 13 | 1 | 8 | KAGE MONNI Felipe Hidekazu | BRA | 0.67 | (6) 29.03 | 1:01.60 32.57 | 1.33 | |
| 14 | 1 | 2 | DE OLIVEIRA RODR R | BRA | 0.67 | (5) 28.86 | 1:01.75 32.89 | 1.48 | |
| 15 | 2 | 8 | GREENE Darragh | IRL | 0.67 | (7) 29.08 | 1:01.89 32.81 | 1.62 | |
| 16 | 2 | 7 | TONIATO Andrea | ITA | 0.60 | (5) 28.77 | 1:01.92 33.15 | 1.65 | |

| | | | | | | | |
|----------------|------------------|------|---------------|----|--------------------|----|--------------|
| Legend: | Classified Final | R.T. | Reaction time | UR | Universiade Record | WR | World record |
|----------------|------------------|------|---------------|----|--------------------|----|--------------|



RESULT BOOK


29TH Summer Universiade Taipei 2017



Swimming

Men's Marathon

Swimming (10km)





ENTRY LIST BY EVENT As of 25 AUG 2017

參賽名單

Number of entries: 27

| Name | NUSF Code | Date of Birth | Location of Qualification | Date of Qualification |
|-------------------------------|-----------|---------------|---------------------------|-----------------------|
| GUERTIN Philippe | CAN | 18 JAN 1991 | | |
| PALTRINIERI Gregorio | ITA | 05 SEP 1994 | | |
| HEDLIN Eric William | CAN | 18 APR 1993 | | |
| MANZI Andrea | ITA | 27 NOV 1997 | | |
| PIELOWSKI Krzysztof Pawel | POL | 14 JUN 1991 | | |
| MEISSNER Soeren Detlef | GER | 12 FEB 1990 | | |
| PAP Márk | HUN | 08 JAN 1994 | | |
| KENENBAYEV Kenessary | KAZ | 07 NOV 1995 | | |
| INGEDULD Vit | CZE | 16 OCT 1994 | | |
| KOZUBEK Matej | CZE | 11 MAY 1996 | | |
| RIBEIRO COLONESE Victor Hugo | BRA | 16 JAN 1992 | | |
| KOZHEVNIKOV Roman | RUS | 31 AUG 1994 | | |
| LOPES MAMEDIO DO CA Allan | BRA | 03 AUG 1989 | | |
| BELYAEV Kirill | RUS | 27 AUG 1997 | | |
| ARTIMON Alin Alexandru | ROU | 19 FEB 1992 | | |
| SMITS Pepijn Maxime | NED | 09 DEC 1996 | | |
| KHUDYAKOV Vitaliy | KAZ | 07 AUG 1994 | | |
| EDWARDS Kai Graeme | AUS | 13 SEP 1998 | | |
| SIGNORINI Oliver Campbell | AUS | 09 NOV 1996 | | |
| NONAKA Taiki | JPN | 07 JAN 1997 | | |
| AOKI Yosuke | JPN | 29 SEP 1993 | | |
| RESMAN Shahar | ISR | 18 MAY 1991 | | |
| AL KHADHURI Musallam Abdullah | OMA | 28 JAN 1992 | | |
| MOHAMMED Aleem Stephon | TTO | 24 APR 1996 | | |
| LANUZA SEGURA Cristofer Danie | CRC | 06 SEP 1996 | | |
| CHO Cheng Chi | TPE | 21 OCT 1998 | | |
| ROBINSON Tobias Patrick | GBR | 22 AUG 1996 | | |

Note:
All corrections are available in INFO



MEDALLISTS

獎牌得主

| Medal | Name | NUSF |
|-------|------|------|
|-------|------|------|

| | | |
|--------|---------------------------|---------------|
| GOLD | PALTRINIERI Gregorio | ITA - Italy |
| SILVER | MEISSNER Soeren Detlef | GER - Germany |
| BRONZE | PIELOWSKI Krzysztof Pawel | POL - Poland |



START LIST

| Bib Number | Name | NUSF Code | Date of Birth | Time | Rank |
|------------|-------------------------------|-----------|---------------|------|------|
| 1 | PIELOWSKI Krzysztof Pawel | POL | 14 JUN 1991 | | |
| 2 | MANZI Andrea | ITA | 27 NOV 1997 | | |
| 3 | SMITS Pepijn Maxime | NED | 09 DEC 1996 | | |
| 4 | AL KHADHURI Musallam Abdullah | OMA | 28 JAN 1992 | | |
| 5 | CHO Cheng Chi | TPE | 21 OCT 1998 | | |
| 6 | LOPES MAMEDIO DO CA Allan | BRA | 03 AUG 1989 | | |
| 7 | SIGNORINI Oliver Campbell | AUS | 09 NOV 1996 | | |
| 8 | RESMAN Shahar | ISR | 18 MAY 1991 | | |
| 9 | AOKI Yosuke | JPN | 29 SEP 1993 | | |
| 10 | RIBEIRO COLONESE Victor Hugo | BRA | 16 JAN 1992 | | |
| 11 | MEISSNER Soeren Detlef | GER | 12 FEB 1990 | | |
| 12 | ARTIMON Alin Alexandru | ROU | 19 FEB 1992 | | |
| 13 | PALTRINIERI Gregorio | ITA | 05 SEP 1994 | | |
| 14 | PAP Márk | HUN | 08 JAN 1994 | | |
| 15 | KENENBAYEV Kenessary | KAZ | 07 NOV 1995 | | |
| 16 | INGEDULD Vit | CZE | 16 OCT 1994 | | |
| 17 | HEDLIN Eric William | CAN | 18 APR 1993 | | |
| 18 | GUERTIN Philippe | CAN | 18 JAN 1991 | | |
| 19 | KHUDYAKOV Vitaliy | KAZ | 07 AUG 1994 | | |
| 20 | KOZUBEK Matej | CZE | 11 MAY 1996 | | |
| 21 | EDWARDS Kai Graeme | AUS | 13 SEP 1998 | | |
| 22 | MOHAMMED Aleem Stephon | TTO | 24 APR 1996 | | |
| 23 | LANUZA SEGURA Cristofer Danie | CRC | 06 SEP 1996 | | |
| 24 | BELYAEV Kirill | RUS | 27 AUG 1997 | | |
| 25 | NONAKA Taiki | JPN | 07 JAN 1997 | | |
| 26 | KOZHEVNIKOV Roman | RUS | 31 AUG 1994 | | |
| 27 | ROBINSON Tobias Patrick | GBR | 22 AUG 1996 | | |

Note:

Consult competition schedule in INFO for heat start times



RESULT BOOK


29TH Summer Universiade Taipei 2017



Swimming

Women's 100m

Backstroke





MEDALLISTS

獎牌得主

| Medal | Name | NUSF |
|--------|-------------------------|--------------------------------|
| GOLD | WHITTAKER Sian Monique | AUS - Australia |
| SILVER | STEVENS Hannah Elizabet | USA - United States of America |
| BRONZE | KONISHI Anna | JPN - Japan |



START LIST

出場名單

| Record | Name | NUSF Code | Location | Date |
|--------|-----------------------|-----------|----------------|-------------|
| WR | 58.10 MASSE KYLIE | CAN | BUDAPEST (HUN) | 25 JUL 2017 |
| UR | 59.83 ZUEVA ANASTASIA | RUS | KAZAN (RUS) | 13 JUL 2013 |

Final

Event No. 18

| Lane | Name | NUSF Code | Date of Birth | Qualifying Time | Time | Rank |
|------|-------------------------|-----------|---------------|-----------------|------|------|
| 1 | LAPSHINA Polina | RUS | 14 NOV 1995 | 1:01.04 | | |
| 2 | KONISHI Anna | JPN | 10 MAY 1996 | 1:00.69 | | |
| 3 | TOUSSAINT Kira Marije | NED | 22 MAY 1994 | 1:00.61 | | |
| 4 | DE LOOF Alexandra Marga | USA | 14 AUG 1994 | 1:00.52 | | |
| 5 | WHITTAKER Sian Monique | AUS | 10 AUG 1997 | 1:00.53 | | |
| 6 | ZEVNIK Alexia | CAN | 04 MAR 1994 | 1:00.62 | | |
| 7 | STEVENS Hannah Elizabet | USA | 09 MAY 1995 | 1:00.76 | | |
| 8 | ZOFKOVA Carlotta | ITA | 22 FEB 1993 | 1:01.05 | | |

Reserves

| Name | NUSF Code | Date of Birth | Qualifying Time | Time | Rank |
|---------------------|-----------|---------------|-----------------|------|------|
| TCHORZ Alicja Maria | POL | 13 AUG 1992 | 1:01.25 | | |
| KAMENEVA Mariia | RUS | 27 MAY 1999 | 1:01.32 | | |

Note:

Consult competition schedule in INFO for heat start times

Legend:

UR Universiade Record WR World record



START LIST

出場名單

| | Record | Name | NUSF Code | Location | Date |
|----|--------|-----------------|-----------|----------------|-------------|
| WR | 58.10 | MASSE KYLIE | CAN | BUDAPEST (HUN) | 25 JUL 2017 |
| UR | 59.83 | ZUEVA ANASTASIA | RUS | KAZAN (RUS) | 13 JUL 2013 |

Heat 1 of 6

Event No. 18

| Lane | Name | NUSF Code | Date of Birth | Qualifying Time | Time | Rank |
|------|-------------------------------|-----------|---------------|-----------------|------|------|
| 1 | NOAH Epebi Ebi | NGR | 04 JAN 1995 | 1:23.13 | | |
| 2 | KPILIBOH Akina Yehsu | NGR | 12 JAN 1993 | 1:18.50 | | |
| 3 | BANEGAS Fatima Mitchell | HON | 05 MAY 1995 | 1:11.70 | | |
| 4 | RIZKALLAH Jennifer | LBN | 11 MAR 1997 | 1:08.00 | | |
| 5 | SPUHR RAMIREZ Marianne Andrea | CHI | 08 FEB 1994 | 1:08.22 | | |
| 6 | LOPEZ ZAPATA Raquel Emilia | COL | 27 JUN 1994 | 1:12.37 | | |
| 7 | ELLAWALA Nidheesha Hesik | SRI | 26 JUL 1996 | 1:22.00 | | |

Heat 2 of 6

| Lane | Name | NUSF Code | Date of Birth | Qualifying Time | Time | Rank |
|------|---------------------------|-----------|---------------|-----------------|------|------|
| 1 | BARTOVICOVA Barbara | SVK | 05 JUN 1998 | 1:06.17 | | |
| 2 | ARRUA VILLAGRA Maria Jose | PAR | 03 MAR 1999 | 1:04.90 | | |
| 3 | HSU An | TPE | 29 JUN 1998 | 1:04.32 | | |
| 4 | OLIVARES Isabella | PHI | 25 FEB 1995 | 1:04.00 | | |
| 5 | SEPP Kaetlin | EST | 08 AUG 1992 | 1:04.12 | | |
| 6 | FRISCHKNECHT Rita | POR | 09 SEP 1998 | 1:04.53 | | |
| 7 | LAU Sze Wing Erica | HKG | 15 JAN 1998 | 1:05.96 | | |
| 8 | QUINTERO SOSA María Clara | COL | 11 JUL 1992 | 1:07.97 | | |

Heat 3 of 6

| Lane | Name | NUSF Code | Date of Birth | Qualifying Time | Time | Rank |
|------|---------------------------|-----------|---------------|-----------------|------|------|
| 1 | KOPRIVOVA Vera | CZE | 04 AUG 1995 | 1:03.32 | | |
| 2 | MENAHM Shahar | ISR | 10 JAN 1997 | 1:03.00 | | |
| 3 | MACAVEI Carina-Bianca | ROU | 16 SEP 1994 | 1:02.88 | | |
| 4 | ZEREN Halime Zulal | TUR | 15 APR 1995 | 1:02.41 | | |
| 5 | GOTO Mayuko | JPN | 13 JUL 1995 | 1:02.53 | | |
| 6 | PARK Hanbyeol | KOR | 28 SEP 1997 | 1:02.95 | | |
| 7 | TEIJONSALO Fanny Emilia | FIN | 06 FEB 1996 | 1:03.30 | | |
| 8 | GEORGIEVA Gabriela Georgi | BUL | 16 JUN 1997 | 1:03.67 | | |



START LIST

出場名單

| | Record | Name | NUSF Code | Location | Date |
|----|--------|-----------------|-----------|----------------|-------------|
| WR | 58.10 | MASSE KYLIE | CAN | BUDAPEST (HUN) | 25 JUL 2017 |
| UR | 59.83 | ZUEVA ANASTASIA | RUS | KAZAN (RUS) | 13 JUL 2013 |

Heat 4 of 6

| Lane | Name | NUSF Code | Date of Birth | Qualifying Time | Time | Rank |
|------|--------------------------|-----------|---------------|-----------------|------|------|
| 1 | GALAMB Szimonetta | HUN | 03 MAY 1992 | 1:01.98 | | |
| 2 | PANZIERA Margherita | ITA | 12 AUG 1995 | 1:01.17 | | |
| 3 | KONISHI Anna | JPN | 10 MAY 1996 | 1:00.72 | | |
| 4 | BAKER Hayley Victoria | AUS | 23 MAY 1995 | 1:00.25 | | |
| 5 | GRAF Lisa | GER | 13 NOV 1992 | 1:00.37 | | |
| 6 | ZOFKOVA Carlotta | ITA | 22 FEB 1993 | 1:01.03 | | |
| 7 | NAZIEBLO Klaudia Patrycj | POL | 03 DEC 1993 | 1:01.43 | | |
| 8 | KO Sumin | KOR | 14 FEB 1995 | 1:02.28 | | |

Heat 5 of 6

| Lane | Name | NUSF Code | Date of Birth | Qualifying Time | Time | Rank |
|------|-------------------------|-----------|---------------|-----------------|------|------|
| 1 | MAHIEU Pauline, Claude | FRA | 13 MAR 1999 | 1:01.68 | | |
| 2 | LAPSHINA Polina | RUS | 14 NOV 1995 | 1:01.10 | | |
| 3 | WHITTAKER Sian Monique | AUS | 10 AUG 1997 | 1:00.63 | | |
| 4 | DE LOOF Alexandra Marga | USA | 14 AUG 1994 | 59.43 | | |
| 5 | KAMENEVA Mariia | RUS | 27 MAY 1999 | 1:00.32 | | |
| 6 | TCHORZ Alicja Maria | POL | 13 AUG 1992 | 1:01.03 | | |
| 7 | GREENSLADE Kathryn Sian | GBR | 18 JAN 1998 | 1:01.35 | | |
| 8 | KRUTOHOLOVA Yuliia | UKR | 14 AUG 1999 | 1:02.21 | | |

Heat 6 of 6

| Lane | Name | NUSF Code | Date of Birth | Qualifying Time | Time | Rank |
|------|-------------------------|-----------|---------------|-----------------|------|------|
| 1 | VERMEULEN Tessa | NED | 29 JAN 1998 | 1:01.58 | | |
| 2 | HANUS Danielle Franci | CAN | 16 MAR 1998 | 1:01.08 | | |
| 3 | LAEMMLER Nadine Marion | GER | 19 MAY 1994 | 1:00.56 | | |
| 4 | STEVENS Hannah Elizabet | USA | 09 MAY 1995 | 59.40 | | |
| 5 | TOUSSAINT Kira Marije | NED | 22 MAY 1994 | 1:00.28 | | |
| 6 | ZEVNIK Alexia | CAN | 04 MAR 1994 | 1:00.78 | | |
| 7 | SIMPSON Kirsty Sheila | GBR | 12 MAR 1996 | 1:01.31 | | |
| 8 | MAZUTAITYTE Ugne | LTU | 14 MAR 1997 | 1:02.02 | | |

Note:

Consult competition schedule in INFO for heat start times

Legend:

UR Universiade Record WR World record



RESULTS

比賽成績

| | Record | Name | NUSF Code | Location | Date |
|----|--------|-----------------|-----------|----------------|-------------|
| WR | 58.10 | MASSE KYLIE | CAN | BUDAPEST (HUN) | 25 JUL 2017 |
| UR | 59.83 | ZUEVA ANASTASIA | RUS | KAZAN (RUS) | 13 JUL 2013 |

Heat 1 of 6

Event No. 18

| Rank | Lane | Name | NUSF Code | R.T. | 50m | Time | Time Behind |
|------|------|----------------------------|-----------|------|-----------|-------------------------|-------------|
| 1 | 5 | SPUHR RAMIREZ M | CHI | 0.63 | (1) 32.92 | 1:07.77 34.85 | |
| 2 | 4 | RIZKALLAH Jennifer | LBN | 0.91 | (3) 35.60 | 1:11.18 35.58 | 3.41 |
| 3 | 3 | BANEGAS Fatima Mitchell | HON | 0.81 | (2) 35.20 | 1:12.64 37.44 | 4.87 |
| 4 | 6 | LOPEZ ZAPATA Raquel Emilia | COL | 0.74 | (4) 36.41 | 1:16.65 40.24 | 8.88 |
| 5 | 7 | ELLAWALA Nidheesha Hesik | SRI | 0.71 | (5) 40.09 | 1:22.77 42.68 | 15.00 |
| | 1 | NOAH Epebi Ebi | NGR | | | DNS | |
| | 2 | KPILIBOH Akina Yehsu | NGR | | | DNS | |

Heat 2 of 6

| Rank | Lane | Name | NUSF Code | R.T. | 50m | Time | Time Behind |
|------|------|---------------------------|-----------|------|-----------|-------------------------|-------------|
| 1 | 3 | HSU An | TPE | 0.79 | (1) 30.42 | 1:03.84 33.42 | |
| 2 | 5 | SEPP Kaetlin | EST | 0.93 | (2) 31.16 | 1:04.96 33.80 | 1.12 |
| 3 | 6 | FRISCHKNECHT Rita | POR | 0.84 | (3) 31.47 | 1:05.07 33.60 | 1.23 |
| 4 | 4 | OLIVARES Isabella | PHI | 0.75 | (6) 32.38 | 1:06.88 34.50 | 3.04 |
| 5 | 7 | LAU Sze Wing Erica | HKG | 0.84 | (5) 32.34 | 1:06.97 34.63 | 3.13 |
| 6 | 1 | BARTOVICOVA Barbara | SVK | 0.91 | (7) 32.58 | 1:07.19 34.61 | 3.35 |
| 7 | 2 | ARRUA VILLAGRA Maria Jose | PAR | 0.78 | (4) 31.83 | 1:07.42 35.59 | 3.58 |
| 8 | 8 | QUINTERO SOSA María Clara | COL | 0.86 | (8) 33.19 | 1:09.15 35.96 | 5.31 |



RESULTS

比賽成績

| | Record | Name | NUSF Code | Location | Date |
|----|--------|-----------------|-----------|----------------|-------------|
| WR | 58.10 | MASSE KYLIE | CAN | BUDAPEST (HUN) | 25 JUL 2017 |
| UR | 59.83 | ZUEVA ANASTASIA | RUS | KAZAN (RUS) | 13 JUL 2013 |

Heat 3 of 6

| Rank | Lane | Name | NUSF Code | R.T. | 50m | Time | Time Behind |
|------|------|---------------------------|-----------|------|-----------|-------------------------|-------------|
| 1 | 5 | GOTO Mayuko | JPN | 0.83 | (2) 30.44 | 1:02.51 32.07 | |
| 2 | 6 | PARK Hanbyeol | KOR | 0.85 | (1) 29.27 | 1:02.85 33.58 | 0.34 |
| 3 | 4 | ZEREN Halime Zulal | TUR | 0.86 | (5) 30.90 | 1:03.04 32.14 | 0.53 |
| 4 | 1 | KOPRIVOVA Vera | CZE | 0.98 | (3) 30.61 | 1:03.44 32.83 | 0.93 |
| 5 | 2 | MENAHM Shahar | ISR | 0.95 | (4) 30.72 | 1:03.56 32.84 | 1.05 |
| 6 | 8 | GEORGIEVA Gabriela Georgi | BUL | 0.88 | (6) 31.36 | 1:04.65 33.29 | 2.14 |
| 7 | 7 | TEIJONSALO Fanny Emilia | FIN | 0.72 | (7) 31.43 | 1:04.89 33.46 | 2.38 |
| 8 | 3 | MACAVEI Carina-Bianca | ROU | 0.91 | (8) 31.84 | 1:05.74 33.90 | 3.23 |

Heat 4 of 6

| Rank | Lane | Name | NUSF Code | R.T. | 50m | Time | Time Behind |
|------|------|--------------------------|-----------|------|-----------|-------------------------|-------------|
| 1 | 4 | BAKER Hayley Victoria | AUS | 0.70 | (4) 30.11 | 1:01.33 31.22 | |
| 2 | 6 | ZOFKOVA Carlotta | ITA | 0.89 | (2) 29.98 | 1:01.36 31.38 | 0.03 |
| 3 | 3 | KONISHI Anna | JPN | 0.57 | (3) 30.07 | 1:01.46 31.39 | 0.13 |
| 4 | 2 | PANZIERA Margherita | ITA | 0.85 | (5) 30.20 | 1:01.63 31.43 | 0.30 |
| 5 | 7 | NAZIEBLO Klaudia Patrycj | POL | 0.83 | (6) 30.31 | 1:02.04 31.73 | 0.71 |
| 6 | 5 | GRAF Lisa | GER | 0.91 | (7) 30.41 | 1:02.21 31.80 | 0.88 |
| 7 | 8 | KO Sumin | KOR | 0.68 | (1) 29.71 | 1:02.28 32.57 | 0.95 |
| 8 | 1 | GALAMB Szimonetta | HUN | 0.88 | (8) 30.69 | 1:03.29 32.60 | 1.96 |



RESULTS

比賽成績

| | Record | Name | NUSF Code | Location | Date |
|----|--------|-----------------|-----------|----------------|-------------|
| WR | 58.10 | MASSE KYLIE | CAN | BUDAPEST (HUN) | 25 JUL 2017 |
| UR | 59.83 | ZUEVA ANASTASIA | RUS | KAZAN (RUS) | 13 JUL 2013 |

Heat 5 of 6

| Rank | Lane | Name | NUSF Code | R.T. | 50m | Time | Time Behind |
|------|------|-------------------------|-----------|------|-----------|-------------------------|-------------|
| 1 | 5 | KAMENEVA Mariia | RUS | 0.82 | (3) 29.68 | 1:00.60 30.92 | |
| 2 | 3 | WHITTAKER Sian Monique | AUS | 0.99 | (5) 29.82 | 1:00.91 31.09 | 0.31 |
| 3 | 4 | DE LOOF Alexandra Marga | USA | 0.70 | (1) 29.24 | 1:01.01 31.77 | 0.41 |
| 4 | 6 | TCHORZ Alicja Maria | POL | 0.83 | (2) 29.67 | 1:01.14 31.47 | 0.54 |
| 5 | 7 | GREENSLADE Kathryn Sian | GBR | 0.88 | (8) 30.42 | 1:01.42 31.00 | 0.82 |
| 6 | 2 | LAPSHINA Polina | RUS | 0.81 | (4) 29.74 | 1:01.91 32.17 | 1.31 |
| 7 | 8 | KRUTOHOLOVA Yuliia | UKR | 0.77 | (6) 29.84 | 1:01.96 32.12 | 1.36 |
| 8 | 1 | MAHIEU Pauline, Claude | FRA | 0.91 | (7) 30.12 | 1:02.03 31.91 | 1.43 |

Heat 6 of 6

| Rank | Lane | Name | NUSF Code | R.T. | 50m | Time | Time Behind |
|------|------|-------------------------|-----------|------|-----------|-------------------------|-------------|
| 1 | 6 | ZEVNIK Alexia | CAN | 0.82 | (1) 29.33 | 1:00.49 31.16 | |
| 2 | 4 | STEVENS Hannah Elizabet | USA | 0.84 | (2) 29.57 | 1:00.82 31.25 | 0.33 |
| 3 | 5 | TOUSSAINT Kira Marije | NED | 0.57 | (3) 29.70 | 1:00.86 31.16 | 0.37 |
| 4 | 2 | HANUS Danielle Franci | CAN | 0.79 | (4) 29.99 | 1:02.00 32.01 | 1.51 |
| 5 | 1 | VERMEULEN Tessa | NED | 0.88 | (7) 30.51 | 1:02.19 31.68 | 1.70 |
| 6 | 3 | LAEMMLER Nadine Marion | GER | 0.79 | (5) 30.28 | 1:02.41 32.13 | 1.92 |
| 7 | 7 | SIMPSON Kirsty Sheila | GBR | 0.73 | (6) 30.49 | 1:02.52 32.03 | 2.03 |
| 8 | 8 | MAZUTAITYTE Ugne | LTU | 0.76 | (8) 30.73 | 1:03.40 32.67 | 2.91 |

| | | | | | | | | |
|----------------|-----|---------------|------|---------------|----|--------------------|----|--------------|
| Legend: | DNS | Did not start | R.T. | Reaction time | UR | Universiade Record | WR | World record |
|----------------|-----|---------------|------|---------------|----|--------------------|----|--------------|



RESULTS SUMMARY

成績總表

| Record | Name | NUSF Code | Location | Date |
|--------|-----------------------|-----------|----------------|-------------|
| WR | 58.10 MASSE KYLIE | CAN | BUDAPEST (HUN) | 25 JUL 2017 |
| UR | 59.83 ZUEVA ANASTASIA | RUS | KAZAN (RUS) | 13 JUL 2013 |

| Heats | | | | | | | | Event No. 18 |
|-------|------|------|--------------------------|-----------|------|-----------|-------------------------|--------------|
| Rank | Heat | Lane | Name | NUSF Code | R.T. | 50m | Time | Time Behind |
| 1 | 6 | 6 | ZEVNIK Alexia | CAN | 0.82 | (1) 29.33 | 1:00.49 31.16 | Q |
| 2 | 5 | 5 | KAMENEVA Mariia | RUS | 0.82 | (3) 29.68 | 1:00.60 30.92 | 0.11 Q |
| 3 | 6 | 4 | STEVENS Hannah Elizabet | USA | 0.84 | (2) 29.57 | 1:00.82 31.25 | 0.33 Q |
| 4 | 6 | 5 | TOUSSAINT Kira Marije | NED | 0.57 | (3) 29.70 | 1:00.86 31.16 | 0.37 Q |
| 5 | 5 | 3 | WHITTAKER Sian Monique | AUS | 0.99 | (5) 29.82 | 1:00.91 31.09 | 0.42 Q |
| 6 | 5 | 4 | DE LOOF Alexandra Marga | USA | 0.70 | (1) 29.24 | 1:01.01 31.77 | 0.52 Q |
| 7 | 5 | 6 | TCHORZ Alicja Maria | POL | 0.83 | (2) 29.67 | 1:01.14 31.47 | 0.65 Q |
| 8 | 4 | 4 | BAKER Hayley Victoria | AUS | 0.70 | (4) 30.11 | 1:01.33 31.22 | 0.84 Q |
| 9 | 4 | 6 | ZOFKOVA Carlotta | ITA | 0.89 | (2) 29.98 | 1:01.36 31.38 | 0.87 Q |
| 10 | 5 | 7 | GREENSLADE Kathryn Sian | GBR | 0.88 | (8) 30.42 | 1:01.42 31.00 | 0.93 Q |
| 11 | 4 | 3 | KONISHI Anna | JPN | 0.57 | (3) 30.07 | 1:01.46 31.39 | 0.97 Q |
| 12 | 4 | 2 | PANZIERA Margherita | ITA | 0.85 | (5) 30.20 | 1:01.63 31.43 | 1.14 Q |
| 13 | 5 | 2 | LAPSHINA Polina | RUS | 0.81 | (4) 29.74 | 1:01.91 32.17 | 1.42 Q |
| 14 | 5 | 8 | KRUTOHOLOVA Yuliia | UKR | 0.77 | (6) 29.84 | 1:01.96 32.12 | 1.47 Q |
| 15 | 6 | 2 | HANUS Danielle Franci | CAN | 0.79 | (4) 29.99 | 1:02.00 32.01 | 1.51 Q |
| 16 | 5 | 1 | MAHIEU Pauline, Claude | FRA | 0.91 | (7) 30.12 | 1:02.03 31.91 | 1.54 Q |
| 17 | 4 | 7 | NAZIEBLO Klaudia Patrycj | POL | 0.83 | (6) 30.31 | 1:02.04 31.73 | 1.55 |
| 18 | 6 | 1 | VERMEULEN Tessa | NED | 0.88 | (7) 30.51 | 1:02.19 31.68 | 1.70 |
| 19 | 4 | 5 | GRAF Lisa | GER | 0.91 | (7) 30.41 | 1:02.21 31.80 | 1.72 |
| 20 | 4 | 8 | KO Sumin | KOR | 0.68 | (1) 29.71 | 1:02.28 32.57 | 1.79 |
| 21 | 6 | 3 | LAEMMLER Nadine Marion | GER | 0.79 | (5) 30.28 | 1:02.41 32.13 | 1.92 |
| 22 | 3 | 5 | GOTO Mayuko | JPN | 0.83 | (2) 30.44 | 1:02.51 32.07 | 2.02 |
| 23 | 6 | 7 | SIMPSON Kirsty Sheila | GBR | 0.73 | (6) 30.49 | 1:02.52 32.03 | 2.03 |
| 24 | 3 | 6 | PARK Hanbyeol | KOR | 0.85 | (1) 29.27 | 1:02.85 33.58 | 2.36 |
| 25 | 3 | 4 | ZEREN Halime Zulal | TUR | 0.86 | (5) 30.90 | 1:03.04 32.14 | 2.55 |



RESULTS SUMMARY

成績總表

| Record | Name | NUSF Code | Location | Date |
|--------|-----------------------|-----------|----------------|-------------|
| WR | 58.10 MASSE KYLIE | CAN | BUDAPEST (HUN) | 25 JUL 2017 |
| UR | 59.83 ZUEVA ANASTASIA | RUS | KAZAN (RUS) | 13 JUL 2013 |

Heats

| Rank | Heat | Lane | Name | NUSF Code | R.T. | 50m | Time | Time Behind |
|------|------|------|----------------------------|-----------|------|-----------|-------------------------|-------------|
| 26 | 4 | 1 | GALAMB Szimonetta | HUN | 0.88 | (8) 30.69 | 1:03.29 32.60 | 2.80 |
| 27 | 6 | 8 | MAZUTAITYTE Ugne | LTU | 0.76 | (8) 30.73 | 1:03.40 32.67 | 2.91 |
| 28 | 3 | 1 | KOPRIVOVA Vera | CZE | 0.98 | (3) 30.61 | 1:03.44 32.83 | 2.95 |
| 29 | 3 | 2 | MENAHM Shahar | ISR | 0.95 | (4) 30.72 | 1:03.56 32.84 | 3.07 |
| 30 | 2 | 3 | HSU An | TPE | 0.79 | (1) 30.42 | 1:03.84 33.42 | 3.35 |
| 31 | 3 | 8 | GEORGIEVA Gabriela Georgi | BUL | 0.88 | (6) 31.36 | 1:04.65 33.29 | 4.16 |
| 32 | 3 | 7 | TEIJONSALO Fanny Emilia | FIN | 0.72 | (7) 31.43 | 1:04.89 33.46 | 4.40 |
| 33 | 2 | 5 | SEPP Kaetlin | EST | 0.93 | (2) 31.16 | 1:04.96 33.80 | 4.47 |
| 34 | 2 | 6 | FRISCHKNECHT Rita | POR | 0.84 | (3) 31.47 | 1:05.07 33.60 | 4.58 |
| 35 | 3 | 3 | MACAVEI Carina-Bianca | ROU | 0.91 | (8) 31.84 | 1:05.74 33.90 | 5.25 |
| 36 | 2 | 4 | OLIVARES Isabella | PHI | 0.75 | (6) 32.38 | 1:06.88 34.50 | 6.39 |
| 37 | 2 | 7 | LAU Sze Wing Erica | HKG | 0.84 | (5) 32.34 | 1:06.97 34.63 | 6.48 |
| 38 | 2 | 1 | BARTOVICOVA Barbara | SVK | 0.91 | (7) 32.58 | 1:07.19 34.61 | 6.70 |
| 39 | 2 | 2 | ARRUA VILLAGRA Maria Jose | PAR | 0.78 | (4) 31.83 | 1:07.42 35.59 | 6.93 |
| 40 | 1 | 5 | SPUHR RAMIREZ M | CHI | 0.63 | (1) 32.92 | 1:07.77 34.85 | 7.28 |
| 41 | 2 | 8 | QUINTERO SOSA Maria Clara | COL | 0.86 | (8) 33.19 | 1:09.15 35.96 | 8.66 |
| 42 | 1 | 4 | RIZKALLAH Jennifer | LBN | 0.91 | (3) 35.60 | 1:11.18 35.58 | 10.69 |
| 43 | 1 | 3 | BANEGAS Fatima Mitchell | HON | 0.81 | (2) 35.20 | 1:12.64 37.44 | 12.15 |
| 44 | 1 | 6 | LOPEZ ZAPATA Raquel Emilia | COL | 0.74 | (4) 36.41 | 1:16.65 40.24 | 16.16 |
| 45 | 1 | 7 | ELLAWALA Nidheesha Hesik | SRI | 0.71 | (5) 40.09 | 1:22.77 42.68 | 22.28 |
| | 1 | 2 | KPILIBOH Akina Yehsu | NGR | | | DNS | |
| | 1 | 1 | NOAH Epebi Ebi | NGR | | | DNS | |

| | | | | | | | |
|---------|------------------|------|---------------|----|--------------------|----|--------------|
| Legend: | Classified Final | R.T. | Reaction time | UR | Universiade Record | WR | World record |
|---------|------------------|------|---------------|----|--------------------|----|--------------|



START LIST

出場名單

| | Record | Name | NUSF Code | Location | Date |
|----|--------|-----------------|-----------|----------------|-------------|
| WR | 58.10 | MASSE KYLIE | CAN | BUDAPEST (HUN) | 25 JUL 2017 |
| UR | 59.83 | ZUEVA ANASTASIA | RUS | KAZAN (RUS) | 13 JUL 2013 |

Semifinal 1 of 2

Event No. 18

| Lane | Name | NUSF Code | Date of Birth | Qualifying Time | Time | Rank |
|------|-------------------------|-----------|---------------|-----------------|------|------|
| 1 | KRUTOHOLOVA Yuliia | UKR | 14 AUG 1999 | 1:01.96 | | |
| 2 | GREENSLADE Kathryn Sian | GBR | 18 JAN 1998 | 1:01.42 | | |
| 3 | DE LOOF Alexandra Marga | USA | 14 AUG 1994 | 1:01.01 | | |
| 4 | KAMENEVA Mariia | RUS | 27 MAY 1999 | 1:00.60 | | |
| 5 | TOUSSAINT Kira Marije | NED | 22 MAY 1994 | 1:00.86 | | |
| 6 | BAKER Hayley Victoria | AUS | 23 MAY 1995 | 1:01.33 | | |
| 7 | PANZIERA Margherita | ITA | 12 AUG 1995 | 1:01.63 | | |
| 8 | MAHIEU Pauline, Claude | FRA | 13 MAR 1999 | 1:02.03 | | |

Semifinal 2 of 2

| Lane | Name | NUSF Code | Date of Birth | Qualifying Time | Time | Rank |
|------|-------------------------|-----------|---------------|-----------------|------|------|
| 1 | LAPSHINA Polina | RUS | 14 NOV 1995 | 1:01.91 | | |
| 2 | ZOFKOVA Carlotta | ITA | 22 FEB 1993 | 1:01.36 | | |
| 3 | WHITTAKER Sian Monique | AUS | 10 AUG 1997 | 1:00.91 | | |
| 4 | ZEVNIK Alexia | CAN | 04 MAR 1994 | 1:00.49 | | |
| 5 | STEVENS Hannah Elizabet | USA | 09 MAY 1995 | 1:00.82 | | |
| 6 | TCHORZ Alicja Maria | POL | 13 AUG 1992 | 1:01.14 | | |
| 7 | KONISHI Anna | JPN | 10 MAY 1996 | 1:01.46 | | |
| 8 | HANUS Danielle Franci | CAN | 16 MAR 1998 | 1:02.00 | | |

Reserves

| Name | NUSF Code | Date of Birth | Qualifying Time | Time | Rank |
|--------------------------|-----------|---------------|-----------------|------|------|
| NAZIEBLO Klaudia Patrycj | POL | 03 DEC 1993 | 1:02.04 | | |
| VERMEULEN Tessa | NED | 29 JAN 1998 | 1:02.19 | | |

Note:

Consult competition schedule in INFO for heat start times

Legend:

UR Universiade Record WR World record



RESULTS

比賽成績

| | Record | Name | NUSF Code | Location | Date |
|----|--------|-----------------|-----------|----------------|-------------|
| WR | 58.10 | MASSE KYLIE | CAN | BUDAPEST (HUN) | 25 JUL 2017 |
| UR | 59.83 | ZUEVA ANASTASIA | RUS | KAZAN (RUS) | 13 JUL 2013 |

Semifinal 1

Event No. 18

| Rank | Lane | Name | NUSF Code | R.T. | 50m | Time | Time Behind |
|------|------|-------------------------|-----------|------|-----------|-------------------------|-------------|
| 1 | 3 | DE LOOF Alexandra Marga | USA | 0.85 | (1) 29.23 | 1:00.52 31.29 | |
| 2 | 5 | TOUSSAINT Kira Marije | NED | 0.56 | (2) 29.33 | 1:00.61 31.28 | 0.09 |
| 3 | 4 | KAMENEVA Mariia | RUS | 0.85 | (3) 29.80 | 1:01.32 31.52 | 0.80 |
| 4 | 2 | GREENSLADE Kathryn Sian | GBR | 0.89 | (5) 30.16 | 1:01.52 31.36 | 1.00 |
| 5 | 7 | PANZIERA Margherita | ITA | 0.79 | (5) 30.16 | 1:01.56 31.40 | 1.04 |
| 6 | 8 | MAHIEU Pauline, Claude | FRA | 0.88 | (4) 29.95 | 1:01.99 32.04 | 1.47 |
| 7 | 6 | BAKER Hayley Victoria | AUS | 0.66 | (8) 30.22 | 1:02.19 31.97 | 1.67 |
| 8 | 1 | KRUTOHOLOVA Yuliia | UKR | 0.84 | (7) 30.19 | 1:02.23 32.04 | 1.71 |

Semifinal 2

| Rank | Lane | Name | NUSF Code | R.T. | 50m | Time | Time Behind |
|------|------|-------------------------|-----------|------|-----------|-------------------------|-------------|
| 1 | 3 | WHITTAKER Sian Monique | AUS | 0.79 | (7) 29.86 | 1:00.53 30.67 | |
| 2 | 4 | ZEVNIK Alexia | CAN | 1.00 | (2) 29.40 | 1:00.62 31.22 | 0.09 |
| 3 | 7 | KONISHI Anna | JPN | 0.55 | (6) 29.82 | 1:00.69 30.87 | 0.16 |
| 4 | 5 | STEVENS Hannah Elizabet | USA | 0.86 | (1) 29.08 | 1:00.76 31.68 | 0.23 |
| 5 | 1 | LAPSHINA Polina | RUS | 0.78 | (3) 29.51 | 1:01.04 31.53 | 0.51 |
| 6 | 2 | ZOFKOVA Carlotta | ITA | 0.87 | (5) 29.72 | 1:01.05 31.33 | 0.52 |
| 7 | 6 | TCHORZ Alicja Maria | POL | 0.86 | (4) 29.71 | 1:01.25 31.54 | 0.72 |
| 8 | 8 | HANUS Danielle Franci | CAN | 0.69 | (8) 30.45 | 1:02.64 32.19 | 2.11 |

Legend:

R.T. Reaction time UR Universiade Record WR World record



RESULTS SUMMARY

成績總表

| Record | Name | NUSF Code | Location | Date |
|--------|-----------------------|-----------|----------------|-------------|
| WR | 58.10 MASSE KYLIE | CAN | BUDAPEST (HUN) | 25 JUL 2017 |
| UR | 59.83 ZUEVA ANASTASIA | RUS | KAZAN (RUS) | 13 JUL 2013 |

Semifinals Event No. 18

| Rank | Heat | Lane | Name | NUSF Code | R.T. | 50m | Time | Time Behind |
|------|------|------|-------------------------|-----------|------|-----------|-------------------------|-------------|
| 1 | 1 | 3 | DE LOOF Alexandra Marga | USA | 0.85 | (1) 29.23 | 1:00.52 31.29 | Q |
| 2 | 2 | 3 | WHITTAKER Sian Monique | AUS | 0.79 | (7) 29.86 | 1:00.53 30.67 | 0.01 Q |
| 3 | 1 | 5 | TOUSSAINT Kira Marije | NED | 0.56 | (2) 29.33 | 1:00.61 31.28 | 0.09 Q |
| 4 | 2 | 4 | ZEVNIK Alexia | CAN | 1.00 | (2) 29.40 | 1:00.62 31.22 | 0.10 Q |
| 5 | 2 | 7 | KONISHI Anna | JPN | 0.55 | (6) 29.82 | 1:00.69 30.87 | 0.17 Q |
| 6 | 2 | 5 | STEVENS Hannah Elizabet | USA | 0.86 | (1) 29.08 | 1:00.76 31.68 | 0.24 Q |
| 7 | 2 | 1 | LAPSHINA Polina | RUS | 0.78 | (3) 29.51 | 1:01.04 31.53 | 0.52 Q |
| 8 | 2 | 2 | ZOFKOVA Carlotta | ITA | 0.87 | (5) 29.72 | 1:01.05 31.33 | 0.53 Q |
| 9 | 2 | 6 | TCHORZ Alicja Maria | POL | 0.86 | (4) 29.71 | 1:01.25 31.54 | 0.73 |
| 10 | 1 | 4 | KAMENEVA Mariia | RUS | 0.85 | (3) 29.80 | 1:01.32 31.52 | 0.80 |
| 11 | 1 | 2 | GREENSLADE Kathryn Sian | GBR | 0.89 | (5) 30.16 | 1:01.52 31.36 | 1.00 |
| 12 | 1 | 7 | PANZIERA Margherita | ITA | 0.79 | (5) 30.16 | 1:01.56 31.40 | 1.04 |
| 13 | 1 | 8 | MAHIEU Pauline, Claude | FRA | 0.88 | (4) 29.95 | 1:01.99 32.04 | 1.47 |
| 14 | 1 | 6 | BAKER Hayley Victoria | AUS | 0.66 | (8) 30.22 | 1:02.19 31.97 | 1.67 |
| 15 | 1 | 1 | KRUTOHOLOVA Yuliia | UKR | 0.84 | (7) 30.19 | 1:02.23 32.04 | 1.71 |
| 16 | 2 | 8 | HANUS Danielle Franci | CAN | 0.69 | (8) 30.45 | 1:02.64 32.19 | 2.12 |

| | | | | | | | |
|----------------|------------------|------|---------------|----|--------------------|----|--------------|
| Legend: | Classified Final | R.T. | Reaction time | UR | Universiade Record | WR | World record |
|----------------|------------------|------|---------------|----|--------------------|----|--------------|



RESULT BOOK

29TH Summer Universiade Taipei 2017



Swimming

Women's 100m

Breaststroke





MEDALLISTS

獎牌得主

| Medal | Name | NUSF |
|--------|-----------------------|--------------------------------|
| GOLD | WATANABE Kanako | JPN - Japan |
| SILVER | AOKI Reona | JPN - Japan |
| BRONZE | COTTRELL Andrea Marie | USA - United States of America |



START LIST

出場名單

| | Record | Name | NUSF Code | Location | Date |
|----|---------|---------------|-----------|----------------|-------------|
| WR | 1:04.13 | KING LILLY | USA | BUDAPEST (HUN) | 25 JUL 2017 |
| UR | 1:05.48 | EFIMOVA IULIA | RUS | KAZAN (RUS) | 12 JUL 2013 |

Final

Event No. 11

| Lane | Name | NUSF Code | Date of Birth | Qualifying Time | Time | Rank |
|------|----------------------------|-----------|---------------|-----------------|------|------|
| 1 | TEMNIKOVA Mariia | RUS | 17 NOV 1995 | 1:08.64 | | |
| 2 | PICKETT Leiston Jane | AUS | 06 FEB 1992 | 1:08.26 | | |
| 3 | COTTRELL Andrea Marie | USA | 30 JUN 1995 | 1:08.16 | | |
| 4 | WATANABE Kanako | JPN | 15 NOV 1996 | 1:07.71 | | |
| 5 | SCHOENMAKER Tatjana Renske | RSA | 09 JUL 1997 | 1:07.77 | | |
| 6 | AOKI Reona | JPN | 24 FEB 1995 | 1:08.19 | | |
| 7 | TUCKER Miranda Lynn | USA | 08 JUN 1997 | 1:08.34 | | |
| 8 | KIM Hyejin | KOR | 03 MAY 1994 | 1:08.88 | | |

Reserves

| Name | NUSF Code | Date of Birth | Qualifying Time | Time | Rank |
|-----------------|-----------|---------------|-----------------|------|------|
| YANG Jiwon | KOR | 25 SEP 1997 | 1:08.93 | | |
| STEIGER Jessica | GER | 24 MAY 1992 | 1:09.00 | | |

Note:

Consult competition schedule in INFO for heat start times

Legend:

UR Universiade Record WR World record



START LIST

出場名單

| | Record | Name | NUSF Code | Location | Date |
|----|---------|---------------|-----------|----------------|-------------|
| WR | 1:04.13 | KING LILLY | USA | BUDAPEST (HUN) | 25 JUL 2017 |
| UR | 1:05.48 | EFIMOVA IULIA | RUS | KAZAN (RUS) | 12 JUL 2013 |

Heat 1 of 6

Event No. 11

| Lane | Name | NUSF Code | Date of Birth | Qualifying Time | Time | Rank |
|------|-------------------------|-----------|---------------|-----------------|------|------|
| 2 | BIQUE Jannat Firdosse | MOZ | 16 MAY 1997 | 1:26.18 | | |
| 3 | GAEBE Doutimi Okoko | NGR | 18 DEC 1993 | 1:22.05 | | |
| 4 | GUERRA SU Carmen Melisa | NCA | 17 JUL 1997 | 1:18.09 | | |
| 5 | BUENAVENTURA Leichelle | PHI | 12 DEC 1999 | 1:22.00 | | |
| 6 | DOUGHANE Lynn | LBN | 24 MAR 1997 | 1:24.00 | | |
| 7 | FORCADOS Margret | NGR | 01 JAN 1990 | 1:27.13 | | |

Heat 2 of 6

| Lane | Name | NUSF Code | Date of Birth | Qualifying Time | Time | Rank |
|------|-----------------------|-----------|---------------|-----------------|------|------|
| 1 | LEI On Kei | MAC | 18 OCT 1991 | 1:15.50 | | |
| 2 | RODGERS Joy | PHI | 03 APR 1996 | 1:14.00 | | |
| 3 | VAN LEENEN Eva Lilian | INA | 08 MAR 1995 | 1:12.98 | | |
| 4 | LABANAUSKAITE Vikte | LTU | 18 MAY 1997 | 1:12.45 | | |
| 5 | HO Yan Lum Deborah | SGP | 29 JUL 1998 | 1:12.98 | | |
| 6 | ZHAO Ying | CHN | 08 APR 1997 | 1:14.00 | | |
| 7 | TAM An Tian Amanda | SGP | 24 NOV 1997 | 1:14.65 | | |
| 8 | CHANUAR Leila Andrea | CHI | 20 SEP 1994 | 1:17.71 | | |

Heat 3 of 6

| Lane | Name | NUSF Code | Date of Birth | Qualifying Time | Time | Rank |
|------|-------------------------|-----------|---------------|-----------------|------|------|
| 1 | HIGGS Margaret Albury | BAH | 09 APR 1999 | 1:12.06 | | |
| 2 | KERSA Karleen | EST | 15 MAY 1996 | 1:11.84 | | |
| 3 | VISAGIE Emily Joyce | RSA | 08 JAN 1998 | 1:11.44 | | |
| 4 | LIAO Man Wen | TPE | 12 SEP 1994 | 1:10.82 | | |
| 5 | HAUGHEY Aisling Bridget | HKG | 16 DEC 1995 | 1:11.28 | | |
| 6 | MORLEY Laura Jane | BAH | 01 OCT 1996 | 1:11.46 | | |
| 7 | VELEZ CATANO Salome | COL | 18 NOV 1993 | 1:11.93 | | |
| 8 | KRETAPRADANI Margareta | INA | 04 JUN 1992 | 1:12.44 | | |

Heat 4 of 6

| Lane | Name | NUSF Code | Date of Birth | Qualifying Time | Time | Rank |
|------|------------------------------------|-----------|---------------|-----------------|------|------|
| 1 | CARRILLO AVILEZ Ana Daniela | MEX | 05 NOV 1993 | 1:09.98 | | |
| 2 | RODRIGUEZ VILLANUEV Byanca Melissa | MEX | 13 SEP 1994 | 1:09.16 | | |
| 3 | WOG Kelsey Lauren | CAN | 19 SEP 1998 | 1:08.02 | | |
| 4 | PICKETT Leiston Jane | AUS | 06 FEB 1992 | 1:07.52 | | |
| 5 | SZTANDERA Dominika Anna | POL | 19 JAN 1997 | 1:07.92 | | |
| 6 | EKSTROEM Vilma Sofia | SWE | 14 APR 1994 | 1:08.65 | | |
| 7 | HARKIN Abbey Grace | AUS | 06 MAY 1998 | 1:09.52 | | |
| 8 | YEUNG Jamie Zhen Mei | HKG | 08 JUL 1997 | 1:10.70 | | |



START LIST

出場名單

| | Record | Name | NUSF Code | Location | Date |
|----|---------|---------------|-----------|----------------|-------------|
| WR | 1:04.13 | KING LILLY | USA | BUDAPEST (HUN) | 25 JUL 2017 |
| UR | 1:05.48 | EFIMOVA IULIA | RUS | KAZAN (RUS) | 12 JUL 2013 |

Heat 5 of 6

| Lane | Name | NUSF Code | Date of Birth | Qualifying Time | Time | Rank |
|------|----------------------------|-----------|---------------|-----------------|------|------|
| 1 | YANG Jiwon | KOR | 25 SEP 1997 | 1:09.69 | | |
| 2 | VERONA Giulia | ITA | 22 JAN 1999 | 1:09.02 | | |
| 3 | SCHOENMAKER Tatjana Renske | RSA | 09 JUL 1997 | 1:07.99 | | |
| 4 | WATANABE Kanako | JPN | 15 NOV 1996 | 1:07.09 | | |
| 5 | COTTRELL Andrea Marie | USA | 30 JUN 1995 | 1:07.77 | | |
| 6 | ERIKSSON Jessica Marita | SWE | 27 JUN 1993 | 1:08.37 | | |
| 7 | KIM Hyejin | KOR | 03 MAY 1994 | 1:09.51 | | |
| 8 | ALENCAR DE SOUZA Pamela | BRA | 24 JAN 1994 | 1:10.27 | | |

Heat 6 of 6

| Lane | Name | NUSF Code | Date of Birth | Qualifying Time | Time | Rank |
|------|---------------------|-----------|---------------|-----------------|------|------|
| 1 | GALLEGO Solène | FRA | 11 APR 1995 | 1:09.69 | | |
| 2 | TEMNIKOVA Mariia | RUS | 17 NOV 1995 | 1:08.70 | | |
| 3 | STEIGER Jessica | GER | 24 MAY 1992 | 1:07.95 | | |
| 4 | AOKI Reona | JPN | 24 FEB 1995 | 1:06.77 | | |
| 5 | TUCKER Miranda Lynn | USA | 08 JUN 1997 | 1:07.62 | | |
| 6 | LIVER Mariia | UKR | 11 NOV 1990 | 1:08.23 | | |
| 7 | ANDREEVA Sofia | RUS | 02 AUG 1998 | 1:09.32 | | |
| 8 | MICHELS Lise Fanny | BEL | 03 APR 1999 | 1:10.24 | | |

Note:

Consult competition schedule in INFO for heat start times

Legend:

UR Universiade Record WR World record



RESULTS

比賽成績

| | Record | Name | NUSF Code | Location | Date |
|----|---------|---------------|-----------|----------------|-------------|
| WR | 1:04.13 | KING LILLY | USA | BUDAPEST (HUN) | 25 JUL 2017 |
| UR | 1:05.48 | EFIMOVA IULIA | RUS | KAZAN (RUS) | 12 JUL 2013 |

Heat 1 of 6

Event No. 11

| Rank | Lane | Name | NUSF Code | R.T. | 50m | Time | Time Behind |
|------|------|-------------------------|-----------|------|-----------|-------------------------|-------------|
| 1 | 4 | GUERRA SU Carmen Melisa | NCA | 0.65 | (1) 36.59 | 1:18.37 41.78 | |
| 2 | 6 | DOUGHANE Lynn | LBN | 0.81 | (2) 39.64 | 1:26.71 47.07 | 8.34 |
| 3 | 5 | BUENAVENTURA Leichelle | PHI | 0.81 | (3) 44.46 | 1:37.35 52.89 | 18.98 |
| | 2 | BIQUE Jannat Firdosse | MOZ | | | DNS | |
| | 3 | GAEBE Doutimi Okoko | NGR | | | DNS | |
| | 7 | FORCADOS Margret | NGR | | | DNS | |

Heat 2 of 6

| Rank | Lane | Name | NUSF Code | R.T. | 50m | Time | Time Behind |
|------|------|-----------------------|-----------|------|-----------|-------------------------|-------------|
| 1 | 4 | LABANAUSKAITE Vikte | LTU | 0.69 | (2) 34.53 | 1:13.10 38.57 | |
| 2 | 5 | HO Yan Lum Deborah | SGP | 0.62 | (4) 34.90 | 1:13.30 38.40 | 0.20 |
| 3 | 6 | ZHAO Ying | CHN | 0.72 | (1) 34.26 | 1:14.82 40.56 | 1.72 |
| 4 | 3 | VAN LEENEN Eva Lilian | INA | 0.77 | (6) 35.22 | 1:15.08 39.86 | 1.98 |
| 5 | 1 | LEI On Kei | MAC | 0.69 | (5) 35.19 | 1:15.09 39.90 | 1.99 |
| 6 | 7 | TAM An Tian Amanda | SGP | 0.62 | (7) 35.56 | 1:15.39 39.83 | 2.29 |
| 7 | 8 | CHANUAR Leila Andrea | CHI | 0.74 | (3) 34.78 | 1:16.35 41.57 | 3.25 |
| 8 | 2 | RODGERS Joy | PHI | 0.79 | (8) 35.85 | 1:18.82 42.97 | 5.72 |

Heat 3 of 6

| Rank | Lane | Name | NUSF Code | R.T. | 50m | Time | Time Behind |
|------|------|-------------------------|-----------|------|-----------|-------------------------|-------------|
| 1 | 6 | MORLEY Laura Jane | BAH | 0.76 | (4) 34.22 | 1:12.07 37.85 | |
| 2 | 4 | LIAO Man Wen | TPE | 0.74 | (1) 33.33 | 1:12.09 38.76 | 0.02 |
| 3 | 5 | HAUGHEY Aisling Bridget | HKG | 0.73 | (2) 33.44 | 1:12.23 38.79 | 0.16 |
| 4 | 3 | VISAGIE Emily Joyce | RSA | 0.77 | (5) 34.23 | 1:12.31 38.08 | 0.24 |
| 5 | 1 | HIGGS Margaret Albury | BAH | 0.73 | (3) 34.01 | 1:13.13 39.12 | 1.06 |
| 6 | 2 | KERSA Karleen | EST | 0.71 | (6) 34.24 | 1:13.76 39.52 | 1.69 |
| 7 | 7 | VELEZ CATANO Salome | COL | 0.68 | (7) 35.75 | 1:15.62 39.87 | 3.55 |
| 8 | 8 | KRETAPRADANI Margareta | INA | 0.71 | (8) 35.90 | 1:16.07 40.17 | 4.00 |



RESULTS

比賽成績

| | Record | Name | NUSF Code | Location | Date |
|----|---------|---------------|-----------|----------------|-------------|
| WR | 1:04.13 | KING LILLY | USA | BUDAPEST (HUN) | 25 JUL 2017 |
| UR | 1:05.48 | EFIMOVA IULIA | RUS | KAZAN (RUS) | 12 JUL 2013 |

Heat 4 of 6

| Rank | Lane | Name | NUSF Code | R.T. | 50m | Time | Time Behind |
|------|------|-----------------------------|-----------|------|-----------|-------------------------|-------------|
| 1 | 4 | PICKETT Leiston Jane | AUS | 0.74 | (2) 32.57 | 1:08.94 36.37 | |
| 2 | 2 | RODRIGUEZ VILLAN B | MEX | 0.66 | (1) 32.08 | 1:09.42 37.34 | 0.48 |
| 3 | 3 | WOG Kelsey Lauren | CAN | 0.67 | (3) 32.91 | 1:09.48 36.57 | 0.54 |
| 4 | 7 | HARKIN Abbey Grace | AUS | 0.71 | (5) 33.29 | 1:10.39 37.10 | 1.45 |
| 5 | 5 | SZTANDERA Dominika Anna | POL | 0.69 | (6) 33.37 | 1:10.68 37.31 | 1.74 |
| 6 | 6 | EKSTROEM Vilma Sofia | SWE | 0.75 | (4) 33.15 | 1:10.92 37.77 | 1.98 |
| 7 | 8 | YEUNG Jamie Zhen Mei | HKG | 0.70 | (7) 33.74 | 1:11.30 37.56 | 2.36 |
| 8 | 1 | CARRILLO AVILEZ Ana Daniela | MEX | 0.65 | (8) 33.78 | 1:14.20 40.42 | 5.26 |

Heat 5 of 6

| Rank | Lane | Name | NUSF Code | R.T. | 50m | Time | Time Behind |
|------|------|-------------------------|-----------|------|-----------|-------------------------|-------------|
| 1 | 5 | COTTRELL Andrea Marie | USA | 0.71 | (1) 32.26 | 1:08.18 35.92 | |
| 2 | 3 | SCHOENMAKER T | RSA | 0.70 | (4) 32.56 | 1:08.26 35.70 | 0.08 |
| 3 | 4 | WATANABE Kanako | JPN | 0.73 | (2) 32.34 | 1:08.51 36.17 | 0.33 |
| 4 | 1 | YANG Jiwon | KOR | 0.64 | (3) 32.50 | 1:09.12 36.62 | 0.94 |
| 5 | 7 | KIM Hyejin | KOR | 0.69 | (6) 33.19 | 1:09.89 36.70 | 1.71 |
| 5 | 6 | ERIKSSON Jessica Marita | SWE | 0.75 | (5) 32.92 | 1:09.89 36.97 | 1.71 |
| 7 | 8 | ALENCAR DE SOUZA Pamela | BRA | 0.71 | (7) 33.57 | 1:11.44 37.87 | 3.26 |
| 8 | 2 | VERONA Giulia | ITA | 0.73 | (8) 34.08 | 1:11.62 37.54 | 3.44 |



RESULTS

比賽成績

| | Record | Name | NUSF Code | Location | Date |
|----|---------|---------------|-----------|----------------|-------------|
| WR | 1:04.13 | KING LILLY | USA | BUDAPEST (HUN) | 25 JUL 2017 |
| UR | 1:05.48 | EFIMOVA IULIA | RUS | KAZAN (RUS) | 12 JUL 2013 |

Heat 6 of 6

| Rank | Lane | Name | NUSF Code | R.T. | 50m | Time | Time Behind |
|------|------|---------------------|-----------|------|-----------|-------------------------|-------------|
| 1 | 5 | TUCKER Miranda Lynn | USA | 0.66 | (1) 32.24 | 1:08.30 36.06 | |
| 2 | 2 | TEMNIKOVA Mariia | RUS | 0.69 | (4) 32.72 | 1:08.78 36.06 | 0.48 |
| 3 | 4 | AOKI Reona | JPN | 0.68 | (2) 32.49 | 1:08.79 36.30 | 0.49 |
| 4 | 3 | STEIGER Jessica | GER | 0.72 | (3) 32.55 | 1:09.16 36.61 | 0.86 |
| 5 | 6 | LIVER Mariia | UKR | 0.70 | (5) 33.15 | 1:10.79 37.64 | 2.49 |
| 6 | 7 | ANDREEVA Sofia | RUS | 0.72 | (7) 33.83 | 1:11.39 37.56 | 3.09 |
| 7 | 8 | MICHELS Lise Fanny | BEL | 0.79 | (8) 34.14 | 1:11.79 37.65 | 3.49 |
| 8 | 1 | GALLEGO Solène | FRA | 0.64 | (6) 33.48 | 1:12.17 38.69 | 3.87 |

| | | | | | | |
|----------------|---------------|------|---------------|----|--------------------|-----------------|
| Legend: | | | | | | |
| DNS | Did not start | R.T. | Reaction time | UR | Universiade Record | WR World record |



RESULTS SUMMARY

成績總表

| | Record | Name | NUSF Code | Location | Date |
|----|---------|---------------|-----------|----------------|-------------|
| WR | 1:04.13 | KING LILLY | USA | BUDAPEST (HUN) | 25 JUL 2017 |
| UR | 1:05.48 | EFIMOVA IULIA | RUS | KAZAN (RUS) | 12 JUL 2013 |

| Heats | | | | | | | | Event No. 11 | |
|-------|------|------|-------------------------|-----------|------|-----------|-------------------------|--------------|--|
| Rank | Heat | Lane | Name | NUSF Code | R.T. | 50m | Time | Time Behind | |
| 1 | 5 | 5 | COTTRELL Andrea Marie | USA | 0.71 | (1) 32.26 | 1:08.18 35.92 | Q | |
| 2 | 5 | 3 | SCHOENMAKER T | RSA | 0.70 | (4) 32.56 | 1:08.26 35.70 | 0.08 Q | |
| 3 | 6 | 5 | TUCKER Miranda Lynn | USA | 0.66 | (1) 32.24 | 1:08.30 36.06 | 0.12 Q | |
| 4 | 5 | 4 | WATANABE Kanako | JPN | 0.73 | (2) 32.34 | 1:08.51 36.17 | 0.33 Q | |
| 5 | 6 | 2 | TEMNIKOVA Mariia | RUS | 0.69 | (4) 32.72 | 1:08.78 36.06 | 0.60 Q | |
| 6 | 6 | 4 | AOKI Reona | JPN | 0.68 | (2) 32.49 | 1:08.79 36.30 | 0.61 Q | |
| 7 | 4 | 4 | PICKETT Leiston Jane | AUS | 0.74 | (2) 32.57 | 1:08.94 36.37 | 0.76 Q | |
| 8 | 5 | 1 | YANG Jiwon | KOR | 0.64 | (3) 32.50 | 1:09.12 36.62 | 0.94 Q | |
| 9 | 6 | 3 | STEIGER Jessica | GER | 0.72 | (3) 32.55 | 1:09.16 36.61 | 0.98 Q | |
| 10 | 4 | 2 | RODRIGUEZ VILLAN B | MEX | 0.66 | (1) 32.08 | 1:09.42 37.34 | 1.24 Q | |
| 11 | 4 | 3 | WOG Kelsey Lauren | CAN | 0.67 | (3) 32.91 | 1:09.48 36.57 | 1.30 Q | |
| 12 | 5 | 7 | KIM Hyejin | KOR | 0.69 | (6) 33.19 | 1:09.89 36.70 | 1.71 Q | |
| 12 | 5 | 6 | ERIKSSON Jessica Marita | SWE | 0.75 | (5) 32.92 | 1:09.89 36.97 | 1.71 Q | |
| 14 | 4 | 7 | HARKIN Abbey Grace | AUS | 0.71 | (5) 33.29 | 1:10.39 37.10 | 2.21 Q | |
| 15 | 4 | 5 | SZTANDERA Dominika Anna | POL | 0.69 | (6) 33.37 | 1:10.68 37.31 | 2.50 Q | |
| 16 | 6 | 6 | LIVER Mariia | UKR | 0.70 | (5) 33.15 | 1:10.79 37.64 | 2.61 Q | |
| 17 | 4 | 6 | EKSTROEM Vilma Sofia | SWE | 0.75 | (4) 33.15 | 1:10.92 37.77 | 2.74 | |
| 18 | 4 | 8 | YEUNG Jamie Zhen Mei | HKG | 0.70 | (7) 33.74 | 1:11.30 37.56 | 3.12 | |
| 19 | 6 | 7 | ANDREEVA Sofia | RUS | 0.72 | (7) 33.83 | 1:11.39 37.56 | 3.21 | |
| 20 | 5 | 8 | ALENCAR DE SOUZA Pamela | BRA | 0.71 | (7) 33.57 | 1:11.44 37.87 | 3.26 | |
| 21 | 5 | 2 | VERONA Giulia | ITA | 0.73 | (8) 34.08 | 1:11.62 37.54 | 3.44 | |
| 22 | 6 | 8 | MICHELS Lise Fanny | BEL | 0.79 | (8) 34.14 | 1:11.79 37.65 | 3.61 | |
| 23 | 3 | 6 | MORLEY Laura Jane | BAH | 0.76 | (4) 34.22 | 1:12.07 37.85 | 3.89 | |
| 24 | 3 | 4 | LIAO Man Wen | TPE | 0.74 | (1) 33.33 | 1:12.09 38.76 | 3.91 | |
| 25 | 6 | 1 | GALLEGO Solène | FRA | 0.64 | (6) 33.48 | 1:12.17 38.69 | 3.99 | |



RESULTS SUMMARY

成績總表

| | Record | Name | NUSF Code | Location | Date |
|----|---------|---------------|-----------|----------------|-------------|
| WR | 1:04.13 | KING LILLY | USA | BUDAPEST (HUN) | 25 JUL 2017 |
| UR | 1:05.48 | EFIMOVA IULIA | RUS | KAZAN (RUS) | 12 JUL 2013 |

Heats

| Rank | Heat | Lane | Name | NUSF Code | R.T. | 50m | Time | Time Behind |
|------|------|------|-----------------------------|-----------|------|-----------|-------------------------|-------------|
| 26 | 3 | 5 | HAUGHEY Aisling Bridget | HKG | 0.73 | (2) 33.44 | 1:12.23 38.79 | 4.05 |
| 27 | 3 | 3 | VISAGIE Emily Joyce | RSA | 0.77 | (5) 34.23 | 1:12.31 38.08 | 4.13 |
| 28 | 2 | 4 | LABANAUSKAITE Vikte | LTU | 0.69 | (2) 34.53 | 1:13.10 38.57 | 4.92 |
| 29 | 3 | 1 | HIGGS Margaret Albury | BAH | 0.73 | (3) 34.01 | 1:13.13 39.12 | 4.95 |
| 30 | 2 | 5 | HO Yan Lum Deborah | SGP | 0.62 | (4) 34.90 | 1:13.30 38.40 | 5.12 |
| 31 | 3 | 2 | KERSA Karleen | EST | 0.71 | (6) 34.24 | 1:13.76 39.52 | 5.58 |
| 32 | 4 | 1 | CARRILLO AVILEZ Ana Daniela | MEX | 0.65 | (8) 33.78 | 1:14.20 40.42 | 6.02 |
| 33 | 2 | 6 | ZHAO Ying | CHN | 0.72 | (1) 34.26 | 1:14.82 40.56 | 6.64 |
| 34 | 2 | 3 | VAN LEENEN Eva Lilian | INA | 0.77 | (6) 35.22 | 1:15.08 39.86 | 6.90 |
| 35 | 2 | 1 | LEI On Kei | MAC | 0.69 | (5) 35.19 | 1:15.09 39.90 | 6.91 |
| 36 | 2 | 7 | TAM An Tian Amanda | SGP | 0.62 | (7) 35.56 | 1:15.39 39.83 | 7.21 |
| 37 | 3 | 7 | VELEZ CATANO Salome | COL | 0.68 | (7) 35.75 | 1:15.62 39.87 | 7.44 |
| 38 | 3 | 8 | KRETAPRADANI Margareta | INA | 0.71 | (8) 35.90 | 1:16.07 40.17 | 7.89 |
| 39 | 2 | 8 | CHANUAR Leila Andrea | CHI | 0.74 | (3) 34.78 | 1:16.35 41.57 | 8.17 |
| 40 | 1 | 4 | GUERRA SU Carmen Melisa | NCA | 0.65 | (1) 36.59 | 1:18.37 41.78 | 10.19 |
| 41 | 2 | 2 | RODGERS Joy | PHI | 0.79 | (8) 35.85 | 1:18.82 42.97 | 10.64 |
| 42 | 1 | 6 | DOUGHANE Lynn | LBN | 0.81 | (2) 39.64 | 1:26.71 47.07 | 18.53 |
| 43 | 1 | 5 | BUENAVENTURA Leichelle | PHI | 0.81 | (3) 44.46 | 1:37.35 52.89 | 29.17 |
| | | 1 | BIQUE Jannat Firdosse | MOZ | | | DNS | |
| | | 1 | GAEBE Doutimi Okoko | NGR | | | DNS | |
| | | 1 | FORCADOS Margret | NGR | | | DNS | |

| | | | | |
|----------------|---------------------------|---------------------------|------------------------------|------------------------|
| Legend: | Q Classified Final | R.T. Reaction time | UR Universiade Record | WR World record |
|----------------|---------------------------|---------------------------|------------------------------|------------------------|



START LIST

出場名單

| | Record | Name | NUSF Code | Location | Date |
|----|---------|---------------|-----------|----------------|-------------|
| WR | 1:04.13 | KING LILLY | USA | BUDAPEST (HUN) | 25 JUL 2017 |
| UR | 1:05.48 | EFIMOVA IULIA | RUS | KAZAN (RUS) | 12 JUL 2013 |

Semifinal 1 of 2

Event No. 11

| Lane | Name | NUSF Code | Date of Birth | Qualifying Time | Time | Rank |
|------|------------------------------------|-----------|---------------|-----------------|------|------|
| 1 | HARKIN Abbey Grace | AUS | 06 MAY 1998 | 1:10.39 | | |
| 2 | RODRIGUEZ VILLANUEV Byanca Melissa | MEX | 13 SEP 1994 | 1:09.42 | | |
| 3 | AOKI Reona | JPN | 24 FEB 1995 | 1:08.79 | | |
| 4 | SCHOENMAKER Tatjana Renske | RSA | 09 JUL 1997 | 1:08.26 | | |
| 5 | WATANABE Kanako | JPN | 15 NOV 1996 | 1:08.51 | | |
| 6 | YANG Jiwon | KOR | 25 SEP 1997 | 1:09.12 | | |
| 7 | ERIKSSON Jessica Marita | SWE | 27 JUN 1993 | 1:09.89 | | |
| 8 | LIVER Mariia | UKR | 11 NOV 1990 | 1:10.79 | | |

Semifinal 2 of 2

| Lane | Name | NUSF Code | Date of Birth | Qualifying Time | Time | Rank |
|------|-------------------------|-----------|---------------|-----------------|------|------|
| 1 | KIM Hyejin | KOR | 03 MAY 1994 | 1:09.89 | | |
| 2 | STEIGER Jessica | GER | 24 MAY 1992 | 1:09.16 | | |
| 3 | TEMNIKOVA Mariia | RUS | 17 NOV 1995 | 1:08.78 | | |
| 4 | COTTRELL Andrea Marie | USA | 30 JUN 1995 | 1:08.18 | | |
| 5 | TUCKER Miranda Lynn | USA | 08 JUN 1997 | 1:08.30 | | |
| 6 | PICKETT Leiston Jane | AUS | 06 FEB 1992 | 1:08.94 | | |
| 7 | WOG Kelsey Lauren | CAN | 19 SEP 1998 | 1:09.48 | | |
| 8 | SZTANDERA Dominika Anna | POL | 19 JAN 1997 | 1:10.68 | | |

Reserves

| Name | NUSF Code | Date of Birth | Qualifying Time | Time | Rank |
|----------------------|-----------|---------------|-----------------|------|------|
| EKSTROEM Vilma Sofia | SWE | 14 APR 1994 | 1:10.92 | | |
| YEUNG Jamie Zhen Mei | HKG | 08 JUL 1997 | 1:11.30 | | |

Note:
Consult competition schedule in INFO for heat start times

Legend:
UR Universiade Record WR World record



RESULTS

比賽成績

| | Record | Name | NUSF Code | Location | Date |
|----|---------|---------------|-----------|----------------|-------------|
| WR | 1:04.13 | KING LILLY | USA | BUDAPEST (HUN) | 25 JUL 2017 |
| UR | 1:05.48 | EFIMOVA IULIA | RUS | KAZAN (RUS) | 12 JUL 2013 |

Semifinal 1

Event No. 11

| Rank | Lane | Name | NUSF Code | R.T. | 50m | Time | Time Behind |
|------|------|-------------------------|-----------|------|-----------|-------------------------|-------------|
| 1 | 5 | WATANABE Kanako | JPN | 0.70 | (1) 31.97 | 1:07.71 35.74 | |
| 2 | 4 | SCHOENMAKER T | RSA | 0.74 | (4) 32.43 | 1:07.77 35.34 | 0.06 |
| 3 | 3 | AOKI Reona | JPN | 0.65 | (2) 32.33 | 1:08.19 35.86 | 0.48 |
| 4 | 6 | YANG Jiwon | KOR | 0.62 | (5) 32.44 | 1:08.93 36.49 | 1.22 |
| 5 | 7 | ERIKSSON Jessica Marita | SWE | 0.75 | (6) 32.68 | 1:09.56 36.88 | 1.85 |
| 6 | 8 | LIVER Mariia | UKR | 0.68 | (8) 32.85 | 1:09.95 37.10 | 2.24 |
| 7 | 2 | RODRIGUEZ VILLAN B | MEX | 0.66 | (3) 32.37 | 1:10.00 37.63 | 2.29 |
| 8 | 1 | HARKIN Abbey Grace | AUS | 0.71 | (7) 32.73 | 1:10.32 37.59 | 2.61 |

Semifinal 2

| Rank | Lane | Name | NUSF Code | R.T. | 50m | Time | Time Behind |
|------|------|-------------------------|-----------|------|-----------|-------------------------|-------------|
| 1 | 4 | COTTRELL Andrea Marie | USA | 0.71 | (5) 32.39 | 1:08.16 35.77 | |
| 2 | 6 | PICKETT Leiston Jane | AUS | 0.71 | (1) 31.91 | 1:08.26 36.35 | 0.10 |
| 3 | 5 | TUCKER Miranda Lynn | USA | 0.66 | (3) 32.12 | 1:08.34 36.22 | 0.18 |
| 4 | 3 | TEMNIKOVA Mariia | RUS | 0.72 | (7) 32.65 | 1:08.64 35.99 | 0.48 |
| 5 | 1 | KIM Hyejin | KOR | 0.72 | (2) 32.00 | 1:08.88 36.88 | 0.72 |
| 6 | 2 | STEIGER Jessica | GER | 0.69 | (4) 32.17 | 1:09.00 36.83 | 0.84 |
| 7 | 7 | WOG Kelsey Lauren | CAN | 0.68 | (6) 32.64 | 1:09.33 36.69 | 1.17 |
| 8 | 8 | SZTANDERA Dominika Anna | POL | 0.67 | (8) 32.69 | 1:11.56 38.87 | 3.40 |

Legend:

R.T. Reaction time UR Universiade Record WR World record



RESULTS SUMMARY

成績總表

| Record | Name | NUSF Code | Location | Date |
|--------|-----------------------|-----------|----------------|-------------|
| WR | 1:04.13 KING LILLY | USA | BUDAPEST (HUN) | 25 JUL 2017 |
| UR | 1:05.48 EFIMOVA IULIA | RUS | KAZAN (RUS) | 12 JUL 2013 |

Semifinals

Event No. 11

| Rank | Heat | Lane | Name | NUSF Code | R.T. | 50m | Time | Time Behind |
|------|------|------|-------------------------|-----------|------|-----------|-------------------------|-------------|
| 1 | 1 | 5 | WATANABE Kanako | JPN | 0.70 | (1) 31.97 | 1:07.71 35.74 | Q |
| 2 | 1 | 4 | SCHOENMAKER T | RSA | 0.74 | (4) 32.43 | 1:07.77 35.34 | 0.06 Q |
| 3 | 2 | 4 | COTTRELL Andrea Marie | USA | 0.71 | (5) 32.39 | 1:08.16 35.77 | 0.45 Q |
| 4 | 1 | 3 | AOKI Reona | JPN | 0.65 | (2) 32.33 | 1:08.19 35.86 | 0.48 Q |
| 5 | 2 | 6 | PICKETT Leiston Jane | AUS | 0.71 | (1) 31.91 | 1:08.26 36.35 | 0.55 Q |
| 6 | 2 | 5 | TUCKER Miranda Lynn | USA | 0.66 | (3) 32.12 | 1:08.34 36.22 | 0.63 Q |
| 7 | 2 | 3 | TEMNIKOVA Mariia | RUS | 0.72 | (7) 32.65 | 1:08.64 35.99 | 0.93 Q |
| 8 | 2 | 1 | KIM Hyejin | KOR | 0.72 | (2) 32.00 | 1:08.88 36.88 | 1.17 Q |
| 9 | 1 | 6 | YANG Jiwon | KOR | 0.62 | (5) 32.44 | 1:08.93 36.49 | 1.22 |
| 10 | 2 | 2 | STEIGER Jessica | GER | 0.69 | (4) 32.17 | 1:09.00 36.83 | 1.29 |
| 11 | 2 | 7 | WOG Kelsey Lauren | CAN | 0.68 | (6) 32.64 | 1:09.33 36.69 | 1.62 |
| 12 | 1 | 7 | ERIKSSON Jessica Marita | SWE | 0.75 | (6) 32.68 | 1:09.56 36.88 | 1.85 |
| 13 | 1 | 8 | LIVER Mariia | UKR | 0.68 | (8) 32.85 | 1:09.95 37.10 | 2.24 |
| 14 | 1 | 2 | RODRIGUEZ VILLAN B | MEX | 0.66 | (3) 32.37 | 1:10.00 37.63 | 2.29 |
| 15 | 1 | 1 | HARKIN Abbey Grace | AUS | 0.71 | (7) 32.73 | 1:10.32 37.59 | 2.61 |
| 16 | 2 | 8 | SZTANDERA Dominika Anna | POL | 0.67 | (8) 32.69 | 1:11.56 38.87 | 3.85 |

Legend:

Q Classified Final R.T. Reaction time UR Universiade Record WR World record




RESULT BOOK

29TH Summer Universiade Taipei 2017



Swimming

Women's 100m Freestyle





MEDALLISTS

獎牌得主

| Medal | Name | NUSF |
|--------|----------------------------|--------------------------|
| GOLD | HAUGHEY Siobhan Bernadette | HKG - Hong Kong, China |
| SILVER | KAMENEVA Mariia | RUS - Russian Federation |
| BRONZE | OPENYSHEVA Arina | RUS - Russian Federation |



START LIST

出場名單

| | Record | Name | NUSF Code | Location | Date |
|----|--------|----------------|-----------|----------------|-------------|
| WR | 51.71 | SJOSTROM SARAH | SWE | BUDAPEST (HUN) | 23 JUL 2017 |
| UR | 53.50 | HERASIMENIA A | BLR | KAZAN (RUS) | 12 JUL 2013 |

Final

Event No. 13

| Lane | Name | NUSF Code | Date of Birth | Qualifying Time | Time | Rank |
|------|-----------------------------|-----------|---------------|-----------------|------|------|
| 1 | PEZZATO Aglaia | ITA | 22 APR 1994 | 55.41 | | |
| 2 | BURCHILL Veronica | USA | 11 OCT 1997 | 55.07 | | |
| 3 | MARTINS DE OLIVEIRA Larissa | BRA | 16 FEB 1993 | 55.04 | | |
| 4 | HAUGHEY Siobhan Bernadette | HKG | 31 OCT 1997 | 54.52 | | |
| 5 | BALDWIN Caroline Grace | USA | 26 FEB 1996 | 54.95 | | |
| 6 | KAMENEVA Mariia | RUS | 27 MAY 1999 | 55.07 | | |
| 7 | SAVARD Katerine | CAN | 26 MAY 1993 | 55.27 | | |
| 8 | OPENYSHEVA Arina | RUS | 24 MAR 1999 | 55.42 | | |

Reserves

| Name | NUSF Code | Date of Birth | Qualifying Time | Time | Rank |
|------------------------|-----------|---------------|-----------------|------|------|
| IGARASHI Chihiro | JPN | 24 MAY 1995 | 55.49 | | |
| COONEY Gemma Jane Isab | AUS | 10 NOV 1999 | 55.54 | | |

Note:

Consult competition schedule in INFO for heat start times

Legend:

UR Universiade Record WR World record



START LIST

出場名單

| | Record | Name | NUSF Code | Location | Date |
|----|--------|----------------|-----------|----------------|-------------|
| WR | 51.71 | SJOSTROM SARAH | SWE | BUDAPEST (HUN) | 23 JUL 2017 |
| UR | 53.50 | HERASIMENIA A | BLR | KAZAN (RUS) | 12 JUL 2013 |

Heat 1 of 8

Event No. 13

| Lane | Name | NUSF Code | Date of Birth | Qualifying Time | Time | Rank |
|------|---------------------|-----------|---------------|-----------------|------|------|
| 3 | PALETE Joyce Ann | PHI | 22 OCT 1997 | 1:14.00 | | |
| 4 | SIIMAR Gretel-Marie | EST | 29 JUN 1995 | 1:07.75 | | |
| 5 | LODI Liisa | EST | 01 DEC 1993 | 1:08.03 | | |

Heat 2 of 8

| Lane | Name | NUSF Code | Date of Birth | Qualifying Time | Time | Rank |
|------|----------------------|-----------|---------------|-----------------|------|------|
| 2 | KPILIBOH Akina Yehsu | NGR | 12 JAN 1993 | 1:05.91 | | |
| 3 | OLIVEROS Trisha Anne | PHI | 25 JUL 1998 | 1:04.55 | | |
| 4 | MOUALFI Sara | ALG | 19 MAY 1997 | 1:01.71 | | |
| 5 | YEO Xiu Wen | SGP | 25 AUG 1996 | 1:03.00 | | |
| 6 | MEYA Avice Michal Ka | UGA | 02 DEC 1994 | 1:05.00 | | |
| 7 | NOAH Epebi Ebi | NGR | 04 JAN 1995 | 1:06.30 | | |

Heat 3 of 8

| Lane | Name | NUSF Code | Date of Birth | Qualifying Time | Time | Rank |
|------|-----------------------------|-----------|---------------|-----------------|------|------|
| 1 | TAN Chi Yan | MAC | 26 DEC 1994 | 1:00.50 | | |
| 2 | XU Jue | CHN | 30 MAY 1996 | 59.61 | | |
| 3 | GUSTIANJANI Kathriana Mella | INA | 22 MAY 1992 | 59.09 | | |
| 4 | PANZINI Florencia | ARG | 07 JAN 1995 | 58.83 | | |
| 5 | RIZKALLAH Jennifer | LBN | 11 MAR 1997 | 59.08 | | |
| 6 | WU Tong | CHN | 30 JUN 1998 | 59.15 | | |
| 7 | GIRALDO OCAMPO Maria Paula | COL | 20 JUN 1997 | 59.74 | | |
| 8 | CAZOT TORT Carolina Tattia | URU | 19 MAR 1997 | 1:01.37 | | |

Heat 4 of 8

| Lane | Name | NUSF Code | Date of Birth | Qualifying Time | Time | Rank |
|------|-------------------------------|-----------|---------------|-----------------|------|------|
| 1 | MUNOZ MUNOZ Maria Paola | COL | 22 SEP 1993 | 58.59 | | |
| 2 | RIVEROS SCHULZ Karen Nathalia | PAR | 04 DEC 1994 | 58.03 | | |
| 3 | ARRUA VILLAGRA Maria Jose | PAR | 03 MAR 1999 | 57.87 | | |
| 4 | TAM Hoi Lam | HKG | 21 APR 1998 | 57.57 | | |
| 5 | ELHENICKA Martina | CZE | 10 OCT 1993 | 57.73 | | |
| 6 | MENAHM Shahar | ISR | 10 JAN 1997 | 58.01 | | |
| 7 | DIAZ Maria Belen | ARG | 19 JUL 1995 | 58.12 | | |
| 8 | PILGRIM Amira Mary | TTO | 03 APR 1999 | 58.63 | | |



START LIST

出場名單

| | Record | Name | NUSF Code | Location | Date |
|----|--------|----------------|-----------|----------------|-------------|
| WR | 51.71 | SJOSTROM SARAH | SWE | BUDAPEST (HUN) | 23 JUL 2017 |
| UR | 53.50 | HERASIMENIA A | BLR | KAZAN (RUS) | 12 JUL 2013 |

Heat 5 of 8

| Lane | Name | NUSF Code | Date of Birth | Qualifying Time | Time | Rank |
|------|-------------------------|-----------|---------------|-----------------|------|------|
| 1 | TEIJONSALO Fanny Emilia | FIN | 06 FEB 1996 | 57.30 | | |
| 2 | GRALEWSKA Kalina | POL | 28 MAR 1996 | 57.23 | | |
| 3 | MARRIS Georgia Holly | NZL | 15 NOV 1996 | 56.98 | | |
| 4 | EVANS Joanna Lynn | BAH | 25 JUL 1997 | 56.90 | | |
| 5 | HWANG Seojin | KOR | 19 JAN 1994 | 56.97 | | |
| 6 | IBRAIM Elmira | KAZ | 02 APR 1992 | 57.11 | | |
| 7 | MO Li Err | TPE | 16 DEC 1996 | 57.30 | | |
| 8 | CATTANEO Jessica | PER | 08 DEC 1996 | 57.50 | | |

Heat 6 of 8

| Lane | Name | NUSF Code | Date of Birth | Qualifying Time | Time | Rank |
|------|-----------------------------|-----------|---------------|-----------------|------|------|
| 1 | CHOI Hae Min | KOR | 08 FEB 1998 | 56.12 | | |
| 2 | LETRARI Laura | ITA | 08 MAR 1989 | 55.59 | | |
| 3 | OPENYSHEVA Arina | RUS | 24 MAR 1999 | 55.02 | | |
| 4 | HAUGHEY Siobhan Bernadette | HKG | 31 OCT 1997 | 54.77 | | |
| 5 | BURCHILL Veronica | USA | 11 OCT 1997 | 54.92 | | |
| 6 | MARTINS DE OLIVEIRA Larissa | BRA | 16 FEB 1993 | 55.13 | | |
| 7 | COONEY Gemma Jane Isab | AUS | 10 NOV 1999 | 55.85 | | |
| 8 | CHELIUS Emma Anne | RSA | 02 AUG 1996 | 56.75 | | |

Heat 7 of 8

| Lane | Name | NUSF Code | Date of Birth | Qualifying Time | Time | Rank |
|------|------------------------|-----------|---------------|-----------------|------|------|
| 1 | DOYLE Carina Rose | NZL | 06 NOV 1993 | 56.04 | | |
| 2 | PEZZATO Aglaia | ITA | 22 APR 1994 | 55.37 | | |
| 3 | IGARASHI Chihiro | JPN | 24 MAY 1995 | 54.98 | | |
| 4 | VERRASZTO Evelin | HUN | 17 JUL 1989 | 54.77 | | |
| 5 | BALDWIN Caroline Grace | USA | 26 FEB 1996 | 54.91 | | |
| 6 | HOPE Lucy Rebecca | GBR | 30 JAN 1997 | 55.09 | | |
| 7 | TAYLOR Laura Jane | AUS | 10 SEP 1999 | 55.81 | | |
| 8 | CIESLAK Joanna | POL | 11 APR 1996 | 56.59 | | |



START LIST

出場名單

| | Record | Name | NUSF Code | Location | Date |
|-----------|--------|----------------|-----------|----------------|-------------|
| WR | 51.71 | SJOSTROM SARAH | SWE | BUDAPEST (HUN) | 23 JUL 2017 |
| UR | 53.50 | HERASIMENIA A | BLR | KAZAN (RUS) | 12 JUL 2013 |

Heat 8 of 8

| Lane | Name | NUSF Code | Date of Birth | Qualifying Time | Time | Rank |
|------|------------------------|-----------|---------------|-----------------|------|------|
| 1 | IWAMOTO Ayu | JPN | 27 NOV 1996 | 56.00 | | |
| 2 | KEIRE Jacqueline | CAN | 19 OCT 1994 | 55.29 | | |
| 3 | HOPKIN Anna Elizabeth | GBR | 24 APR 1996 | 54.94 | | |
| 4 | SAVARD Katerine | CAN | 26 MAY 1993 | 54.60 | | |
| 5 | DUARTE LYRIO Manuella | BRA | 27 JUL 1989 | 54.80 | | |
| 6 | KAMENEVA Mariia | RUS | 27 MAY 1999 | 55.03 | | |
| 7 | TOUATI Assia, Anais, N | FRA | 23 APR 1995 | 55.72 | | |
| 8 | GIRARDET Noemi | SUI | 12 DEC 1994 | 56.52 | | |

Note:

Consult competition schedule in INFO for heat start times

Legend:

UR Universiade Record **WR** World record



RESULTS

比賽成績

| | Record | Name | NUSF Code | Location | Date |
|----|--------|----------------|-----------|----------------|-------------|
| WR | 51.71 | SJOSTROM SARAH | SWE | BUDAPEST (HUN) | 23 JUL 2017 |
| UR | 53.50 | HERASIMENIA A | BLR | KAZAN (RUS) | 12 JUL 2013 |

Heat 1 of 8

Event No. 13

| Rank | Lane | Name | NUSF Code | R.T. | 50m | Time | Time Behind |
|------|------|---------------------|-----------|------|-----------|-------------------------|-------------|
| 1 | 5 | LODI Liisa | EST | 0.75 | (1) 31.28 | 1:04.66 33.38 | |
| 2 | 4 | SIIMAR Gretel-Marie | EST | 0.72 | (2) 31.61 | 1:07.05 35.44 | 2.39 |
| 3 | 3 | PALETE Joyce Ann | PHI | 0.84 | (3) 33.98 | 1:12.06 38.08 | 7.40 |

Heat 2 of 8

| Rank | Lane | Name | NUSF Code | R.T. | 50m | Time | Time Behind |
|------|------|----------------------|-----------|------|-----------|-------------------------|-------------|
| 1 | 5 | YEO Xiu Wen | SGP | 0.81 | (1) 30.34 | 1:03.39 33.05 | |
| 2 | 6 | MEYA Avice Michal Ka | UGA | 0.72 | (3) 33.20 | 1:08.65 35.45 | 5.26 |
| 3 | 3 | OLIVEROS Trisha Anne | PHI | 0.74 | (2) 32.64 | 1:10.33 37.69 | 6.94 |
| | 2 | KPILIBOH Akina Yehsu | NGR | | | DNS | |
| | 4 | MOUALFI Sara | ALG | | | DNS | |
| | 7 | NOAH Epebi Ebi | NGR | | | DNS | |

Heat 3 of 8

| Rank | Lane | Name | NUSF Code | R.T. | 50m | Time | Time Behind |
|------|------|-----------------------------|-----------|------|-----------|-------------------------|-------------|
| 1 | 6 | WU Tong | CHN | 0.70 | (1) 28.47 | 59.21 30.74 | |
| 2 | 2 | XU Jue | CHN | 0.82 | (3) 28.78 | 59.71 30.93 | 0.50 |
| 3 | 1 | TAN Chi Yan | MAC | 0.70 | (2) 28.69 | 59.83 31.14 | 0.62 |
| 4 | 4 | PANZINI Florencia | ARG | 0.69 | (4) 29.24 | 1:00.17 30.93 | 0.96 |
| 5 | 3 | GUSTIANJANI Kathriana Mella | INA | 0.70 | (7) 29.72 | 1:01.30 31.58 | 2.09 |
| 6 | 7 | GIRALDO OCAMPO M | COL | 0.76 | (5) 29.29 | 1:01.67 32.38 | 2.46 |
| 7 | 5 | RIZKALLAH Jennifer | LBN | 0.79 | (8) 30.80 | 1:03.37 32.57 | 4.16 |
| 8 | 8 | CAZOT TORT Carolina Tattia | URU | 0.69 | (6) 29.58 | 1:03.46 33.88 | 4.25 |



RESULTS

比賽成績

| | Record | Name | NUSF Code | Location | Date |
|----|--------|----------------|-----------|----------------|-------------|
| WR | 51.71 | SJOSTROM SARAH | SWE | BUDAPEST (HUN) | 23 JUL 2017 |
| UR | 53.50 | HERASIMENIA A | BLR | KAZAN (RUS) | 12 JUL 2013 |

Heat 4 of 8

| Rank | Lane | Name | NUSF Code | R.T. | 50m | Time | Time Behind |
|------|------|---------------------------|-----------|------|-----------|-------------------------|-------------|
| 1 | 5 | ELHENICKA Martina | CZE | 0.75 | (5) 28.44 | 57.60 29.16 | |
| 2 | 4 | TAM Hoi Lam | HKG | 0.73 | (1) 28.05 | 57.74 29.69 | 0.14 |
| 3 | 6 | MENAHM Shahar | ISR | 0.72 | (3) 28.12 | 57.75 29.63 | 0.15 |
| 4 | 7 | DIAZ Maria Belen | ARG | 0.74 | (2) 28.11 | 58.41 30.30 | 0.81 |
| 5 | 8 | PILGRIM Amira Mary | TTO | 0.63 | (4) 28.35 | 59.09 30.74 | 1.49 |
| 6 | 1 | MUNOZ MUNOZ Maria Paola | COL | 0.75 | (6) 28.68 | 59.10 30.42 | 1.50 |
| 7 | 3 | ARRUA VILLAGRA Maria Jose | PAR | 0.66 | (7) 29.20 | 1:01.12 31.92 | 3.52 |
| 8 | 2 | RIVEROS SCHULZ K | PAR | 0.69 | (8) 29.82 | 1:01.97 32.15 | 4.37 |

Heat 5 of 8

| Rank | Lane | Name | NUSF Code | R.T. | 50m | Time | Time Behind |
|------|------|-------------------------|-----------|------|-----------|-----------------------|-------------|
| 1 | 2 | GRALEWSKA Kalina | POL | 0.76 | (1) 27.48 | 56.86 29.38 | |
| 2 | 4 | EVANS Joanna Lynn | BAH | 0.72 | (4) 27.87 | 56.99 29.12 | 0.13 |
| 3 | 3 | MARRIS Georgia Holly | NZL | 0.66 | (3) 27.84 | 57.53 29.69 | 0.67 |
| 4 | 1 | TEIJONSALO Fanny Emilia | FIN | 0.66 | (2) 27.50 | 57.55 30.05 | 0.69 |
| 5 | 5 | HWANG Seojin | KOR | 0.75 | (5) 27.91 | 57.90 29.99 | 1.04 |
| 6 | 7 | MO Li Err | TPE | 0.75 | (6) 28.08 | 57.95 29.87 | 1.09 |
| 7 | 6 | IBRAIM Elmira | KAZ | 0.75 | (7) 28.48 | 58.33 29.85 | 1.47 |
| 8 | 8 | CATTANEO Jessica | PER | 0.75 | (8) 28.52 | 58.63 30.11 | 1.77 |



RESULTS

比賽成績

| | Record | Name | NUSF Code | Location | Date |
|----|--------|----------------|-----------|----------------|-------------|
| WR | 51.71 | SJOSTROM SARAH | SWE | BUDAPEST (HUN) | 23 JUL 2017 |
| UR | 53.50 | HERASIMENIA A | BLR | KAZAN (RUS) | 12 JUL 2013 |

Heat 6 of 8

| Rank | Lane | Name | NUSF Code | R.T. | 50m | Time | Time Behind |
|------|------|-----------------------------|-----------|------|-----------|-----------------------|-------------|
| 1 | 4 | HAUGHEY Siobhan Bernadette | HKG | 0.75 | (1) 26.45 | 55.18 28.73 | |
| 2 | 6 | MARTINS DE OLIVEIRA Larissa | BRA | 0.66 | (3) 26.83 | 55.38 28.55 | 0.20 |
| 3 | 5 | BURCHILL Veronica | USA | 0.70 | (2) 26.72 | 55.59 28.87 | 0.41 |
| 4 | 3 | OPENYSHEVA Arina | RUS | 0.65 | (5) 27.33 | 55.70 28.37 | 0.52 |
| 5 | 7 | COONEY Gemma Jane Isab | AUS | 0.73 | (4) 27.18 | 55.79 28.61 | 0.61 |
| 6 | 2 | LETRARI Laura | ITA | 0.68 | (6) 27.40 | 56.29 28.89 | 1.11 |
| 7 | 1 | CHOI Hae Min | KOR | 0.63 | (8) 27.52 | 56.47 28.95 | 1.29 |
| 8 | 8 | CHELIUS Emma Anne | RSA | 0.75 | (7) 27.42 | 57.98 30.56 | 2.80 |

Heat 7 of 8

| Rank | Lane | Name | NUSF Code | R.T. | 50m | Time | Time Behind |
|------|------|------------------------|-----------|------|-----------|-----------------------|-------------|
| 1 | 5 | BALDWIN Caroline Grace | USA | 0.74 | (1) 26.25 | 55.09 28.84 | |
| 2 | 6 | HOPE Lucy Rebecca | GBR | 0.66 | (2) 26.95 | 55.35 28.40 | 0.26 |
| 3 | 3 | IGARASHI Chihiro | JPN | 0.64 | (4) 27.17 | 55.77 28.60 | 0.68 |
| 4 | 4 | VERRASZTO Evelin | HUN | 0.77 | (6) 27.26 | 55.89 28.63 | 0.80 |
| 5 | 2 | PEZZATO Aglaia | ITA | 0.67 | (3) 27.07 | 56.07 29.00 | 0.98 |
| 6 | 7 | TAYLOR Laura Jane | AUS | 0.70 | (5) 27.21 | 56.38 29.17 | 1.29 |
| 7 | 1 | DOYLE Carina Rose | NZL | 0.79 | (7) 27.72 | 56.66 28.94 | 1.57 |
| 8 | 8 | CIESLAK Joanna | POL | 0.74 | (7) 27.72 | 57.74 30.02 | 2.65 |



RESULTS

比賽成績

| | Record | Name | NUSF Code | Location | Date |
|----|--------|----------------|-----------|----------------|-------------|
| WR | 51.71 | SJOSTROM SARAH | SWE | BUDAPEST (HUN) | 23 JUL 2017 |
| UR | 53.50 | HERASIMENIA A | BLR | KAZAN (RUS) | 12 JUL 2013 |

Heat 8 of 8

| Rank | Lane | Name | NUSF Code | R.T. | 50m | Time | Time Behind |
|------|------|------------------------|-----------|------|-----------|-----------------------|-------------|
| 1 | 6 | KAMENEVA Mariia | RUS | 0.68 | (1) 26.33 | 55.04 28.71 | |
| 2 | 4 | SAVARD Katerine | CAN | 0.66 | (2) 26.66 | 55.48 28.82 | 0.44 |
| 3 | 3 | HOPKIN Anna Elizabeth | GBR | 0.68 | (4) 26.79 | 55.60 28.81 | 0.56 |
| 4 | 5 | DUARTE LYRIO Manuella | BRA | 0.74 | (5) 27.11 | 55.74 28.63 | 0.70 |
| 5 | 2 | KEIRE Jacqueline | CAN | 0.69 | (3) 26.71 | 55.76 29.05 | 0.72 |
| 6 | 7 | TOUATI Assia, Anais, N | FRA | 0.65 | (8) 27.85 | 56.42 28.57 | 1.38 |
| 7 | 8 | GIRARDET Noemi | SUI | 0.77 | (6) 27.23 | 56.86 29.63 | 1.82 |
| 8 | 1 | IWAMOTO Ayu | JPN | 0.64 | (7) 27.35 | 57.27 29.92 | 2.23 |

Legend:

DNS Did not start R.T. Reaction time UR Universiade Record WR World record



RESULTS SUMMARY

成績總表

| Record | Name | NUSF Code | Location | Date |
|--------|----------------------|-----------|----------------|-------------|
| WR | 51.71 SJOSTROM SARAH | SWE | BUDAPEST (HUN) | 23 JUL 2017 |
| UR | 53.50 HERASIMENIA A | BLR | KAZAN (RUS) | 12 JUL 2013 |

| Heats | | | | | | | | Event No. 13 |
|-------|------|------|-----------------------------|-----------|------|-----------|-----------------------|--------------|
| Rank | Heat | Lane | Name | NUSF Code | R.T. | 50m | Time | Time Behind |
| 1 | 8 | 6 | KAMENEVA Mariia | RUS | 0.68 | (1) 26.33 | 55.04 28.71 | Q |
| 2 | 7 | 5 | BALDWIN Caroline Grace | USA | 0.74 | (1) 26.25 | 55.09 28.84 | 0.05 Q |
| 3 | 6 | 4 | HAUGHEY Siobhan Bernadette | HKG | 0.75 | (1) 26.45 | 55.18 28.73 | 0.14 Q |
| 4 | 7 | 6 | HOPE Lucy Rebecca | GBR | 0.66 | (2) 26.95 | 55.35 28.40 | 0.31 Q |
| 5 | 6 | 6 | MARTINS DE OLIVEIRA Larissa | BRA | 0.66 | (3) 26.83 | 55.38 28.55 | 0.34 Q |
| 6 | 8 | 4 | SAVARD Katerine | CAN | 0.66 | (2) 26.66 | 55.48 28.82 | 0.44 Q |
| 7 | 6 | 5 | BURCHILL Veronica | USA | 0.70 | (2) 26.72 | 55.59 28.87 | 0.55 Q |
| 8 | 8 | 3 | HOPKIN Anna Elizabeth | GBR | 0.68 | (4) 26.79 | 55.60 28.81 | 0.56 Q |
| 9 | 6 | 3 | OPENYSHEVA Arina | RUS | 0.65 | (5) 27.33 | 55.70 28.37 | 0.66 Q |
| 10 | 8 | 5 | DUARTE LYRIO Manuella | BRA | 0.74 | (5) 27.11 | 55.74 28.63 | 0.70 Q |
| 11 | 8 | 2 | KEIRE Jacqueline | CAN | 0.69 | (3) 26.71 | 55.76 29.05 | 0.72 Q |
| 12 | 7 | 3 | IGARASHI Chihiro | JPN | 0.64 | (4) 27.17 | 55.77 28.60 | 0.73 Q |
| 13 | 6 | 7 | COONEY Gemma Jane Isab | AUS | 0.73 | (4) 27.18 | 55.79 28.61 | 0.75 Q |
| 14 | 7 | 4 | VERRASZTO Evelin | HUN | 0.77 | (6) 27.26 | 55.89 28.63 | 0.85 Q |
| 15 | 7 | 2 | PEZZATO Aglaia | ITA | 0.67 | (3) 27.07 | 56.07 29.00 | 1.03 Q |
| 16 | 6 | 2 | LETRARI Laura | ITA | 0.68 | (6) 27.40 | 56.29 28.89 | 1.25 Q |
| 17 | 7 | 7 | TAYLOR Laura Jane | AUS | 0.70 | (5) 27.21 | 56.38 29.17 | 1.34 |
| 18 | 8 | 7 | TOUATI Assia, Anais, N | FRA | 0.65 | (8) 27.85 | 56.42 28.57 | 1.38 |
| 19 | 6 | 1 | CHOI Hae Min | KOR | 0.63 | (8) 27.52 | 56.47 28.95 | 1.43 |
| 20 | 7 | 1 | DOYLE Carina Rose | NZL | 0.79 | (7) 27.72 | 56.66 28.94 | 1.62 |
| 21 | 5 | 2 | GRALEWSKA Kalina | POL | 0.76 | (1) 27.48 | 56.86 29.38 | 1.82 |
| 21 | 8 | 8 | GIRARDET Noemi | SUI | 0.77 | (6) 27.23 | 56.86 29.63 | 1.82 |
| 23 | 5 | 4 | EVANS Joanna Lynn | BAH | 0.72 | (4) 27.87 | 56.99 29.12 | 1.95 |
| 24 | 8 | 1 | IWAMOTO Ayu | JPN | 0.64 | (7) 27.35 | 57.27 29.92 | 2.23 |
| 25 | 5 | 3 | MARRIS Georgia Holly | NZL | 0.66 | (3) 27.84 | 57.53 29.69 | 2.49 |



RESULTS SUMMARY

成績總表

| Record | Name | NUSF Code | Location | Date |
|--------|----------------------|-----------|----------------|-------------|
| WR | 51.71 SJOSTROM SARAH | SWE | BUDAPEST (HUN) | 23 JUL 2017 |
| UR | 53.50 HERASIMENIA A | BLR | KAZAN (RUS) | 12 JUL 2013 |

Heats

| Rank | Heat | Lane | Name | NUSF Code | R.T. | 50m | Time | Time Behind |
|------|------|------|-----------------------------|-----------|------|-----------|-------------------------|-------------|
| 26 | 5 | 1 | TEIJONSALO Fanny Emilia | FIN | 0.66 | (2) 27.50 | 57.55 30.05 | 2.51 |
| 27 | 4 | 5 | ELHENICKA Martina | CZE | 0.75 | (5) 28.44 | 57.60 29.16 | 2.56 |
| 28 | 4 | 4 | TAM Hoi Lam | HKG | 0.73 | (1) 28.05 | 57.74 29.69 | 2.70 |
| 28 | 7 | 8 | CIESLAK Joanna | POL | 0.74 | (7) 27.72 | 57.74 30.02 | 2.70 |
| 30 | 4 | 6 | MENAHM Shahar | ISR | 0.72 | (3) 28.12 | 57.75 29.63 | 2.71 |
| 31 | 5 | 5 | HWANG Seojin | KOR | 0.75 | (5) 27.91 | 57.90 29.99 | 2.86 |
| 32 | 5 | 7 | MO Li Err | TPE | 0.75 | (6) 28.08 | 57.95 29.87 | 2.91 |
| 33 | 6 | 8 | CHELIUS Emma Anne | RSA | 0.75 | (7) 27.42 | 57.98 30.56 | 2.94 |
| 34 | 5 | 6 | IBRAIM Elmira | KAZ | 0.75 | (7) 28.48 | 58.33 29.85 | 3.29 |
| 35 | 4 | 7 | DIAZ Maria Belen | ARG | 0.74 | (2) 28.11 | 58.41 30.30 | 3.37 |
| 36 | 5 | 8 | CATTANEO Jessica | PER | 0.75 | (8) 28.52 | 58.63 30.11 | 3.59 |
| 37 | 4 | 8 | PILGRIM Amira Mary | TTO | 0.63 | (4) 28.35 | 59.09 30.74 | 4.05 |
| 38 | 4 | 1 | MUNOZ MUNOZ Maria Paola | COL | 0.75 | (6) 28.68 | 59.10 30.42 | 4.06 |
| 39 | 3 | 6 | WU Tong | CHN | 0.70 | (1) 28.47 | 59.21 30.74 | 4.17 |
| 40 | 3 | 2 | XU Jue | CHN | 0.82 | (3) 28.78 | 59.71 30.93 | 4.67 |
| 41 | 3 | 1 | TAN Chi Yan | MAC | 0.70 | (2) 28.69 | 59.83 31.14 | 4.79 |
| 42 | 3 | 4 | PANZINI Florencia | ARG | 0.69 | (4) 29.24 | 1:00.17 30.93 | 5.13 |
| 43 | 4 | 3 | ARRUA VILLAGRA Maria Jose | PAR | 0.66 | (7) 29.20 | 1:01.12 31.92 | 6.08 |
| 44 | 3 | 3 | GUSTIANJANI Kathriana Mella | INA | 0.70 | (7) 29.72 | 1:01.30 31.58 | 6.26 |
| 45 | 3 | 7 | GIRALDO OCAMPO M | COL | 0.76 | (5) 29.29 | 1:01.67 32.38 | 6.63 |
| 46 | 4 | 2 | RIVEROS SCHULZ K | PAR | 0.69 | (8) 29.82 | 1:01.97 32.15 | 6.93 |
| 47 | 3 | 5 | RIZKALLAH Jennifer | LBN | 0.79 | (8) 30.80 | 1:03.37 32.57 | 8.33 |
| 48 | 2 | 5 | YEO Xiu Wen | SGP | 0.81 | (1) 30.34 | 1:03.39 33.05 | 8.35 |
| 49 | 3 | 8 | CAZOT TORT Carolina Tattia | URU | 0.69 | (6) 29.58 | 1:03.46 33.88 | 8.42 |
| 50 | 1 | 5 | LODI Liisa | EST | 0.75 | (1) 31.28 | 1:04.66 33.38 | 9.62 |



RESULTS SUMMARY

成績總表

| | Record | Name | NUSF Code | Location | Date |
|-----------|--------|----------------|-----------|----------------|-------------|
| WR | 51.71 | SJOSTROM SARAH | SWE | BUDAPEST (HUN) | 23 JUL 2017 |
| UR | 53.50 | HERASIMENIA A | BLR | KAZAN (RUS) | 12 JUL 2013 |

Heats

| Rank | Heat | Lane | Name | NUSF Code | R.T. | 50m | Time | Time Behind |
|------|------|------|----------------------|-----------|------|-----------|-------------------------|-------------|
| 51 | 1 | 4 | SIIMAR Gretel-Marie | EST | 0.72 | (2) 31.61 | 1:07.05 35.44 | 12.01 |
| 52 | 2 | 6 | MEYA Avice Michal Ka | UGA | 0.72 | (3) 33.20 | 1:08.65 35.45 | 13.61 |
| 53 | 2 | 3 | OLIVEROS Trisha Anne | PHI | 0.74 | (2) 32.64 | 1:10.33 37.69 | 15.29 |
| 54 | 1 | 3 | PALETE Joyce Ann | PHI | 0.84 | (3) 33.98 | 1:12.06 38.08 | 17.02 |
| | 2 | 7 | NOAH Epebi Ebi | NGR | | | DNS | |
| | 2 | 2 | KPILIBOH Akina Yehsu | NGR | | | DNS | |
| | 2 | 4 | MOUALFI Sara | ALG | | | DNS | |

| | | | | |
|----------------|---------------------------|---------------------------|------------------------------|------------------------|
| Legend: | Q Classified Final | R.T. Reaction time | UR Universiade Record | WR World record |
|----------------|---------------------------|---------------------------|------------------------------|------------------------|



START LIST

出場名單

| | Record | Name | NUSF Code | Location | Date |
|----|--------|----------------|-----------|----------------|-------------|
| WR | 51.71 | SJOSTROM SARAH | SWE | BUDAPEST (HUN) | 23 JUL 2017 |
| UR | 53.50 | HERASIMENIA A | BLR | KAZAN (RUS) | 12 JUL 2013 |

Semifinal 1 of 2

Event No. 13

| Lane | Name | NUSF Code | Date of Birth | Qualifying Time | Time | Rank |
|------|------------------------|-----------|---------------|-----------------|------|------|
| 1 | VERRASZTO Evelin | HUN | 17 JUL 1989 | 55.89 | | |
| 2 | DUARTE LYRIO Manuella | BRA | 27 JUL 1989 | 55.74 | | |
| 3 | SAVARD Katerine | CAN | 26 MAY 1993 | 55.48 | | |
| 4 | BALDWIN Caroline Grace | USA | 26 FEB 1996 | 55.09 | | |
| 5 | HOPE Lucy Rebecca | GBR | 30 JAN 1997 | 55.35 | | |
| 6 | HOPKIN Anna Elizabeth | GBR | 24 APR 1996 | 55.60 | | |
| 7 | IGARASHI Chihiro | JPN | 24 MAY 1995 | 55.77 | | |
| 8 | LETRARI Laura | ITA | 08 MAR 1989 | 56.29 | | |

Semifinal 2 of 2

| Lane | Name | NUSF Code | Date of Birth | Qualifying Time | Time | Rank |
|------|-----------------------------|-----------|---------------|-----------------|------|------|
| 1 | COONEY Gemma Jane Isab | AUS | 10 NOV 1999 | 55.79 | | |
| 2 | OPENYSHEVA Arina | RUS | 24 MAR 1999 | 55.70 | | |
| 3 | MARTINS DE OLIVEIRA Larissa | BRA | 16 FEB 1993 | 55.38 | | |
| 4 | KAMENEVA Mariia | RUS | 27 MAY 1999 | 55.04 | | |
| 5 | HAUGHEY Siobhan Bernadette | HKG | 31 OCT 1997 | 55.18 | | |
| 6 | BURCHILL Veronica | USA | 11 OCT 1997 | 55.59 | | |
| 7 | KEIRE Jacqueline | CAN | 19 OCT 1994 | 55.76 | | |
| 8 | PEZZATO Aglaia | ITA | 22 APR 1994 | 56.07 | | |

Reserves

| Name | NUSF Code | Date of Birth | Qualifying Time | Time | Rank |
|------------------------|-----------|---------------|-----------------|------|------|
| TAYLOR Laura Jane | AUS | 10 SEP 1999 | 56.38 | | |
| TOUATI Assia, Anais, N | FRA | 23 APR 1995 | 56.42 | | |

Note:

Consult competition schedule in INFO for heat start times

Legend:

UR Universiade Record WR World record



RESULTS

比賽成績

| | Record | Name | NUSF Code | Location | Date |
|----|--------|----------------|-----------|----------------|-------------|
| WR | 51.71 | SJOSTROM SARAH | SWE | BUDAPEST (HUN) | 23 JUL 2017 |
| UR | 53.50 | HERASIMENIA A | BLR | KAZAN (RUS) | 12 JUL 2013 |

Semifinal 1

Event No. 13

| Rank | Lane | Name | NUSF Code | R.T. | 50m | Time | Time Behind |
|------|------|------------------------|-----------|------|-----------|-----------------------|-------------|
| 1 | 4 | BALDWIN Caroline Grace | USA | 0.72 | (1) 25.87 | 54.95 29.08 | |
| 2 | 3 | SAVARD Katerine | CAN | 0.67 | (2) 26.49 | 55.27 28.78 | 0.32 |
| 3 | 7 | IGARASHI Chihiro | JPN | 0.69 | (8) 27.19 | 55.49 28.30 | 0.54 |
| 4 | 5 | HOPE Lucy Rebecca | GBR | 0.67 | (3) 26.56 | 55.59 29.03 | 0.64 |
| 5 | 1 | VERRASZTO Evelin | HUN | 0.70 | (4) 26.71 | 55.64 28.93 | 0.69 |
| 6 | 6 | HOPKIN Anna Elizabeth | GBR | 0.66 | (5) 26.72 | 55.72 29.00 | 0.77 |
| 7 | 2 | DUARTE LYRIO Manuella | BRA | 0.67 | (6) 26.88 | 55.80 28.92 | 0.85 |
| 8 | 8 | LETRARI Laura | ITA | 0.67 | (7) 27.07 | 56.28 29.21 | 1.33 |

Semifinal 2

| Rank | Lane | Name | NUSF Code | R.T. | 50m | Time | Time Behind |
|------|------|-----------------------------|-----------|------|-----------|-----------------------|-------------|
| 1 | 5 | HAUGHEY Siobhan Bernadette | HKG | 0.70 | (1) 26.13 | 54.52 28.39 | |
| 2 | 3 | MARTINS DE OLIVEIRA Larissa | BRA | 0.67 | (3) 26.58 | 55.04 28.46 | 0.52 |
| 3 | 4 | KAMENEVA Mariia | RUS | 0.68 | (2) 26.16 | 55.07 28.91 | 0.55 |
| 3 | 6 | BURCHILL Veronica | USA | 0.68 | (4) 26.63 | 55.07 28.44 | 0.55 |
| 5 | 8 | PEZZATO Aglaia | ITA | 0.67 | (5) 26.77 | 55.41 28.64 | 0.89 |
| 6 | 2 | OPENYSHEVA Arina | RUS | 0.59 | (8) 26.93 | 55.42 28.49 | 0.90 |
| 7 | 1 | COONEY Gemma Jane Isab | AUS | 0.74 | (7) 26.91 | 55.54 28.63 | 1.02 |
| 8 | 7 | KEIRE Jacqueline | CAN | 0.70 | (6) 26.80 | 55.77 28.97 | 1.25 |

Legend:

R.T. Reaction time UR Universiade Record WR World record



RESULTS SUMMARY

成績總表

| | Record | Name | NUSF Code | Location | Date |
|----|--------|----------------|-----------|----------------|-------------|
| WR | 51.71 | SJOSTROM SARAH | SWE | BUDAPEST (HUN) | 23 JUL 2017 |
| UR | 53.50 | HERASIMENIA A | BLR | KAZAN (RUS) | 12 JUL 2013 |

Semifinals Event No. 13

| Rank | Heat | Lane | Name | NUSF Code | R.T. | 50m | Time | Time Behind |
|------|------|------|-----------------------------|-----------|------|-----------|-----------------------|-------------|
| 1 | 2 | 5 | HAUGHEY Siobhan Bernadette | HKG | 0.70 | (1) 26.13 | 54.52 28.39 | Q |
| 2 | 1 | 4 | BALDWIN Caroline Grace | USA | 0.72 | (1) 25.87 | 54.95 29.08 | 0.43 Q |
| 3 | 2 | 3 | MARTINS DE OLIVEIRA Larissa | BRA | 0.67 | (3) 26.58 | 55.04 28.46 | 0.52 Q |
| 4 | 2 | 4 | KAMENEVA Mariia | RUS | 0.68 | (2) 26.16 | 55.07 28.91 | 0.55 Q |
| 4 | 2 | 6 | BURCHILL Veronica | USA | 0.68 | (4) 26.63 | 55.07 28.44 | 0.55 Q |
| 6 | 1 | 3 | SAVARD Katerine | CAN | 0.67 | (2) 26.49 | 55.27 28.78 | 0.75 Q |
| 7 | 2 | 8 | PEZZATO Aglaia | ITA | 0.67 | (5) 26.77 | 55.41 28.64 | 0.89 Q |
| 8 | 2 | 2 | OPENYSHEVA Arina | RUS | 0.59 | (8) 26.93 | 55.42 28.49 | 0.90 Q |
| 9 | 1 | 7 | IGARASHI Chihiro | JPN | 0.69 | (8) 27.19 | 55.49 28.30 | 0.97 |
| 10 | 2 | 1 | COONEY Gemma Jane Isab | AUS | 0.74 | (7) 26.91 | 55.54 28.63 | 1.02 |
| 11 | 1 | 5 | HOPE Lucy Rebecca | GBR | 0.67 | (3) 26.56 | 55.59 29.03 | 1.07 |
| 12 | 1 | 1 | VERRASZTO Evelin | HUN | 0.70 | (4) 26.71 | 55.64 28.93 | 1.12 |
| 13 | 1 | 6 | HOPKIN Anna Elizabeth | GBR | 0.66 | (5) 26.72 | 55.72 29.00 | 1.20 |
| 14 | 2 | 7 | KEIRE Jacqueline | CAN | 0.70 | (6) 26.80 | 55.77 28.97 | 1.25 |
| 15 | 1 | 2 | DUARTE LYRIO Manuella | BRA | 0.67 | (6) 26.88 | 55.80 28.92 | 1.28 |
| 16 | 1 | 8 | LETRARI Laura | ITA | 0.67 | (7) 27.07 | 56.28 29.21 | 1.76 |

| | | | | | | | |
|----------------|------------------|------|---------------|----|--------------------|----|--------------|
| Legend: | Classified Final | R.T. | Reaction time | UR | Universiade Record | WR | World record |
|----------------|------------------|------|---------------|----|--------------------|----|--------------|



RESULT BOOK

29TH Summer Universiade Taipei 2017



Swimming

Women's 50m Butterfly





MEDALLISTS

獎牌得主

| Medal | Name | NUSF |
|--------|------------------|---------------|
| GOLD | SCHMIDTKE Aliena | GER - Germany |
| SILVER | DI LIDDO Elena | ITA - Italy |
| BRONZE | HIRAYAMA Yukina | JPN - Japan |



START LIST

出場名單

| Record | Name | NUSF Code | Location | Date |
|--------|----------------------|-----------|---------------|-------------|
| WR | 24.43 SJOSTROM SARAH | SWE | BORAS (SWE) | 05 JUL 2014 |
| UR | 25.72 LU YING | CHN | GWANGJU (KOR) | 05 JUL 2015 |

Final

Event No. 2

| Lane | Name | NUSF Code | Date of Birth | Qualifying Time | Time | Rank |
|------|-------------------------|-----------|---------------|-----------------|------|------|
| 1 | DI LIDDO Elena | ITA | 08 SEP 1993 | 26.74 | | |
| 2 | MOFFITT Hellen Stewart | USA | 21 MAY 1995 | 26.66 | | |
| 3 | DOWGIERT Anna | POL | 15 JUL 1990 | 26.40 | | |
| 4 | SCHMIDTKE Aliena | GER | 20 NOV 1992 | 26.07 | | |
| 5 | SAVARD Katerine | CAN | 26 MAY 1993 | 26.36 | | |
| 6 | HIRAYAMA Yukina | JPN | 19 DEC 1995 | 26.66 | | |
| 7 | KELLY Rachael Elizabe | GBR | 24 JAN 1994 | 26.71 | | |
| 8 | MC LAUGHLIN Kathryn Ann | USA | 09 JUL 1997 | 26.78 | | |

Reserves

| Name | NUSF Code | Date of Birth | Qualifying Time | Time | Rank |
|-----------------------------|-----------|---------------|-----------------|------|------|
| PEZZATO Aglaia | ITA | 22 APR 1994 | | | |
| LOPES FERREIRA DE P Daynara | BRA | 25 JUL 1989 | 26.81 | | |

Note:

Consult competition schedule in INFO for heat start times

Legend:

UR Universiade Record WR World record



START LIST

出場名單

| | Record | Name | NUSF Code | Location | Date |
|----|--------|----------------|-----------|---------------|-------------|
| WR | 24.43 | SJOSTROM SARAH | SWE | BORAS (SWE) | 05 JUL 2014 |
| UR | 25.72 | LU YING | CHN | GWANGJU (KOR) | 05 JUL 2015 |

Heat 1 of 8

Event No. 2

| Lane | Name | NUSF Code | Date of Birth | Qualifying Time | Time | Rank |
|------|------------------------------------|-----------|---------------|-----------------|------|------|
| 3 | SALIENDRA Alliah | PHI | 31 MAY 1999 | | | |
| 4 | KALUARACHCHILAGE DON Madhawe K. W. | SRI | 24 JAN 1993 | 35.35 | | |
| 5 | BIQUE Jannat Firdosse | MOZ | 16 MAY 1997 | 36.40 | | |

Heat 2 of 8

| Lane | Name | NUSF Code | Date of Birth | Qualifying Time | Time | Rank |
|------|----------------------------------|-----------|---------------|-----------------|------|------|
| 1 | FEARNOT Sarah | NGR | 21 APR 1998 | 33.50 | | |
| 2 | DELA CRUZ Alic Deniel | PHI | 13 NOV 1999 | 32.00 | | |
| 3 | CAZOT TORT Carolina Tattia | URU | 19 MAR 1997 | 31.71 | | |
| 4 | PICCARDO URIARTE Stefania Monser | PAR | 17 NOV 1998 | 30.94 | | |
| 5 | MEYA Avice Michal Ka | UGA | 02 DEC 1994 | 31.38 | | |
| 6 | GAEBE Doutimi Okoko | NGR | 18 DEC 1993 | 31.86 | | |
| 7 | SIIMAR Gretel-Marie | EST | 29 JUN 1995 | 33.44 | | |

Heat 3 of 8

| Lane | Name | NUSF Code | Date of Birth | Qualifying Time | Time | Rank |
|------|-----------------------------------|-----------|---------------|-----------------|------|------|
| 1 | EUCEDA GUTIERREZ Ana Marcela | HON | 06 NOV 1992 | 30.70 | | |
| 2 | HO Yan Lum Deborah | SGP | 29 JUL 1998 | 30.50 | | |
| 3 | LIVER Mariia | UKR | 11 NOV 1990 | 30.00 | | |
| 4 | QUINTERO SOSA María Clara | COL | 11 JUL 1992 | 29.76 | | |
| 5 | TAN Chi Yan | MAC | 26 DEC 1994 | 30.00 | | |
| 6 | VISAGIE Emily Joyce | RSA | 08 JAN 1998 | 30.30 | | |
| 7 | REYES HINRICHSEN Daniela Cristin | CHI | 03 NOV 1990 | 30.50 | | |
| 8 | CHAMORRO MARTINEZ Alejandra Leono | CHI | 17 DEC 1992 | 30.80 | | |

Heat 4 of 8

| Lane | Name | NUSF Code | Date of Birth | Qualifying Time | Time | Rank |
|------|-------------------------------|-----------|---------------|-----------------|------|------|
| 1 | RIVEROS SCHULZ Karen Nathalia | PAR | 04 DEC 1994 | 29.08 | | |
| 2 | SONG Yutong | CHN | 11 JUN 1999 | 28.61 | | |
| 3 | USTUNDAG Nida Eliz | TUR | 21 OCT 1996 | 28.50 | | |
| 4 | KERSA Karleen | EST | 15 MAY 1996 | 28.27 | | |
| 5 | PILGRIM Amira Mary | TTO | 03 APR 1999 | 28.38 | | |
| 6 | MUNOZ MUNOZ Maria Paola | COL | 22 SEP 1993 | 28.50 | | |
| 7 | LIN Xinlan | CHN | 24 JAN 1998 | 28.61 | | |
| 8 | RIZKALLAH Jennifer | LBN | 11 MAR 1997 | 29.09 | | |



START LIST

出場名單

| | Record | Name | NUSF Code | Location | Date |
|----|--------|----------------|-----------|---------------|-------------|
| WR | 24.43 | SJOSTROM SARAH | SWE | BORAS (SWE) | 05 JUL 2014 |
| UR | 25.72 | LU YING | CHN | GWANGJU (KOR) | 05 JUL 2015 |

Heat 5 of 8

| Lane | Name | NUSF Code | Date of Birth | Qualifying Time | Time | Rank |
|------|-------------------------|-----------|---------------|-----------------|------|------|
| 1 | MONTEIRO Ana Catarina | POR | 14 AUG 1993 | 28.08 | | |
| 2 | LASZLOVA Silvia | SVK | 09 JUL 1993 | 27.92 | | |
| 3 | PARK Jinyoung | KOR | 14 APR 1997 | 27.82 | | |
| 4 | HWANG Seojin | KOR | 19 JAN 1994 | 27.71 | | |
| 5 | VERRASZTO Evelin | HUN | 17 JUL 1989 | 27.74 | | |
| 6 | CHELIUS Emma Anne | RSA | 02 AUG 1996 | 27.90 | | |
| 7 | TEIJONSALO Fanny Emilia | FIN | 06 FEB 1996 | 28.08 | | |
| 8 | TAM Hoi Lam | HKG | 21 APR 1998 | 28.12 | | |

Heat 6 of 8

| Lane | Name | NUSF Code | Date of Birth | Qualifying Time | Time | Rank |
|------|-----------------------------|-----------|---------------|-----------------|------|------|
| 1 | MC LAUGHLIN Kathryn Ann | USA | 09 JUL 1997 | 27.57 | | |
| 2 | KARAKOUSKAYA Nastassia | BLR | 01 AUG 1996 | 27.14 | | |
| 3 | KAMENEVA Mariia | RUS | 27 MAY 1999 | 26.72 | | |
| 4 | MOFFITT Hellen Stewart | USA | 21 MAY 1995 | 26.19 | | |
| 5 | LOPES FERREIRA DE P Daynara | BRA | 25 JUL 1989 | 26.51 | | |
| 6 | ZANDRINGA Kinge | NED | 10 OCT 1998 | 26.95 | | |
| 7 | OKANO Kaho | JPN | 21 APR 1996 | 27.50 | | |
| 8 | IBRAIM Elmira | KAZ | 02 APR 1992 | 27.71 | | |

Heat 7 of 8

| Lane | Name | NUSF Code | Date of Birth | Qualifying Time | Time | Rank |
|------|----------------------------|-----------|---------------|-----------------|------|------|
| 1 | GALAMB Szimonetta | HUN | 03 MAY 1992 | 27.53 | | |
| 2 | CHAN Kin Lok | HKG | 07 MAR 1994 | 27.12 | | |
| 3 | LEMOS ROCHA Bruna Caroline | BRA | 05 MAY 1993 | 26.65 | | |
| 4 | SCHMIDTKE Aliena | GER | 20 NOV 1992 | 26.00 | | |
| 5 | KELLY Rachael Elizabe | GBR | 24 JAN 1994 | 26.50 | | |
| 6 | STEIGER Jessica | GER | 24 MAY 1992 | 26.81 | | |
| 7 | HOPKIN Anna Elizabeth | GBR | 24 APR 1996 | 27.42 | | |
| 8 | COONEY Gemma Jane Isab | AUS | 10 NOV 1999 | 27.70 | | |



START LIST

出場名單

| | Record | Name | NUSF Code | Location | Date |
|-----------|--------|----------------|-----------|---------------|-------------|
| WR | 24.43 | SJOSTROM SARAH | SWE | BORAS (SWE) | 05 JUL 2014 |
| UR | 25.72 | LU YING | CHN | GWANGJU (KOR) | 05 JUL 2015 |

Heat 8 of 8

| Lane | Name | NUSF Code | Date of Birth | Qualifying Time | Time | Rank |
|------|-----------------------|-----------|---------------|-----------------|------|------|
| 1 | DIAZ Maria Belen | ARG | 19 JUL 1995 | 27.51 | | |
| 2 | WASHER Emily Rachael | AUS | 09 AUG 1996 | 26.98 | | |
| 3 | DI LIDDO Elena | ITA | 08 SEP 1993 | 26.52 | | |
| 4 | DOWGIERT Anna | POL | 15 JUL 1990 | 25.76 | | |
| 5 | SAVARD Katerine | CAN | 26 MAY 1993 | 26.29 | | |
| 6 | HIRAYAMA Yukina | JPN | 19 DEC 1995 | 26.80 | | |
| 7 | PEZZATO Aglaia | ITA | 22 APR 1994 | 27.34 | | |
| 8 | NORISMAA Nea Elisabet | FIN | 11 FEB 1995 | 27.63 | | |

Note:

Consult competition schedule in INFO for heat start times

Legend:

UR Universiade Record **WR** World record



RESULTS

比賽成績

| Record | Name | NUSF Code | Location | Date |
|--------|----------------------|-----------|---------------|-------------|
| WR | 24.43 SJOSTROM SARAH | SWE | BORAS (SWE) | 05 JUL 2014 |
| UR | 25.72 LU YING | CHN | GWANGJU (KOR) | 05 JUL 2015 |

Heat 1 of 8

Event No. 2

| Rank | Lane | Name | NUSF Code | R.T. | Time | Time Behind |
|------|------|-----------------------|-----------|------|-------|-------------|
| 1 | 5 | BIQUE Jannat Firdosse | MOZ | 0.74 | 31.55 | |
| 2 | 4 | KALUARACHCHILAGE M | SRI | 0.97 | 36.27 | 4.72 |
| 3 | 3 | SALIENDRA Alliah | PHI | 0.82 | 38.05 | 6.50 |

Heat 2 of 8

| Rank | Lane | Name | NUSF Code | R.T. | Time | Time Behind |
|------|------|----------------------------|-----------|------|-------|-------------|
| 1 | 4 | PICCARDO URIARTE S | PAR | 0.71 | 31.12 | |
| 2 | 5 | MEYA Avice Michal Ka | UGA | 0.73 | 31.28 | 0.16 |
| 3 | 3 | CAZOT TORT Carolina Tattia | URU | 0.68 | 31.93 | 0.81 |
| 4 | 7 | SIIMAR Gretel-Marie | EST | 0.79 | 32.67 | 1.55 |
| 5 | 2 | DELA CRUZ Alic Deniel | PHI | 0.86 | 34.97 | 3.85 |
| | 1 | FEARNOT Sarah | NGR | | DNS | |
| | 6 | GAEBE Doutimi Okoko | NGR | | DNS | |

Heat 3 of 8

| Rank | Lane | Name | NUSF Code | R.T. | Time | Time Behind |
|------|------|---------------------------|-----------|------|-------|-------------|
| 1 | 6 | VISAGIE Emily Joyce | RSA | 0.75 | 29.70 | |
| 2 | 7 | REYES HINRICHSEN D | CHI | 0.76 | 29.79 | 0.09 |
| 2 | 4 | QUINTERO SOSA María Clara | COL | 0.75 | 29.79 | 0.09 |
| 4 | 5 | TAN Chi Yan | MAC | 0.72 | 30.02 | 0.32 |
| 5 | 3 | LIVER Mariia | UKR | 0.67 | 30.42 | 0.72 |
| 6 | 2 | HO Yan Lum Deborah | SGP | 0.81 | 30.56 | 0.86 |
| 7 | 1 | EUCEDA GUTIERREZ A | HON | 0.72 | 30.95 | 1.25 |
| 8 | 8 | CHAMORRO MARTINE A | CHI | 0.78 | 31.19 | 1.49 |

Heat 4 of 8

| Rank | Lane | Name | NUSF Code | R.T. | Time | Time Behind |
|------|------|-------------------------|-----------|------|-------|-------------|
| 1 | 7 | LIN Xinlan | CHN | 0.81 | 28.03 | |
| 2 | 6 | MUNOZ MUNOZ Maria Paola | COL | 0.72 | 28.83 | 0.80 |
| 3 | 5 | PILGRIM Amira Mary | TTO | 0.61 | 28.92 | 0.89 |
| 4 | 2 | SONG Yutong | CHN | 0.74 | 29.11 | 1.08 |
| 5 | 3 | USTUNDAG Nida Eliz | TUR | 0.80 | 29.47 | 1.44 |
| 6 | 1 | RIVEROS SCHULZ K | PAR | 0.69 | 30.06 | 2.03 |
| 7 | 4 | KERSA Karleen | EST | 0.72 | 30.20 | 2.17 |
| 8 | 8 | RIZKALLAH Jennifer | LBN | 0.74 | 30.50 | 2.47 |

Heat 5 of 8

| Rank | Lane | Name | NUSF Code | R.T. | Time | Time Behind |
|------|------|-------------------------|-----------|------|-------|-------------|
| 1 | 5 | VERRASZTO Evelin | HUN | 0.71 | 27.45 | |
| 2 | 6 | CHELIUS Emma Anne | RSA | 0.74 | 27.81 | 0.36 |
| 3 | 4 | HWANG Seojin | KOR | 0.72 | 27.84 | 0.39 |
| 4 | 8 | TAM Hoi Lam | HKG | 0.77 | 27.96 | 0.51 |
| 5 | 2 | LASZLOVA Silvia | SVK | 0.68 | 28.13 | 0.68 |
| 6 | 3 | PARK Jinyoung | KOR | 0.66 | 28.37 | 0.92 |
| 7 | 7 | TEIJONSALO Fanny Emilia | FIN | 0.76 | 28.40 | 0.95 |
| 8 | 1 | MONTEIRO Ana Catarina | POR | 0.73 | 28.42 | 0.97 |



RESULTS

比賽成績

| | Record | Name | NUSF Code | Location | Date |
|-----------|--------|----------------|-----------|---------------|-------------|
| WR | 24.43 | SJOSTROM SARAH | SWE | BORAS (SWE) | 05 JUL 2014 |
| UR | 25.72 | LU YING | CHN | GWANGJU (KOR) | 05 JUL 2015 |

Heat 6 of 8

| Rank | Lane | Name | NUSF Code | R.T. | Time | Time Behind |
|------|------|-------------------------|-----------|------|--------------|-------------|
| 1 | 7 | OKANO Kaho | JPN | 0.70 | 26.71 | |
| 2 | 6 | ZANDRINGA Kinge | NED | 0.69 | 26.78 | 0.07 |
| 3 | 5 | LOPES FERREIRA D D | BRA | 0.75 | 26.91 | 0.20 |
| 4 | 1 | MC LAUGHLIN Kathryn Ann | USA | 0.70 | 26.97 | 0.26 |
| 5 | 4 | MOFFITT Hellen Stewart | USA | 0.73 | 27.00 | 0.29 |
| 6 | 3 | KAMENEVA Mariia | RUS | 0.69 | 27.21 | 0.50 |
| 7 | 2 | KARAKOUSKAYA Nastassia | BLR | 0.77 | 27.31 | 0.60 |
| 8 | 8 | IBRAIM Elmira | KAZ | 0.78 | 27.59 | 0.88 |

Heat 7 of 8

| Rank | Lane | Name | NUSF Code | R.T. | Time | Time Behind |
|------|------|----------------------------|-----------|------|--------------|-------------|
| 1 | 4 | SCHMIDTKE Aliena | GER | 0.71 | 26.29 | |
| 2 | 3 | LEMOS ROCHA Bruna Caroline | BRA | 0.66 | 26.78 | 0.49 |
| 3 | 5 | KELLY Rachael Elizabe | GBR | 0.63 | 26.85 | 0.56 |
| 4 | 7 | HOPKIN Anna Elizabeth | GBR | 0.68 | 27.43 | 1.14 |
| 5 | 6 | STEIGER Jessica | GER | 0.70 | 27.60 | 1.31 |
| 5 | 2 | CHAN Kin Lok | HKG | 0.70 | 27.60 | 1.31 |
| 7 | 8 | COONEY Gemma Jane Isab | AUS | 0.74 | 27.68 | 1.39 |
| 8 | 1 | GALAMB Szimonetta | HUN | 0.69 | 28.05 | 1.76 |

Heat 8 of 8

| Rank | Lane | Name | NUSF Code | R.T. | Time | Time Behind |
|------|------|-----------------------|-----------|------|--------------|-------------|
| 1 | 5 | SAVARD Katerine | CAN | 0.64 | 26.39 | |
| 2 | 4 | DOWGIERT Anna | POL | 0.68 | 26.75 | 0.36 |
| 3 | 6 | HIRAYAMA Yukina | JPN | 0.73 | 26.84 | 0.45 |
| 4 | 3 | DI LIDDO Elena | ITA | 0.64 | 26.96 | 0.57 |
| 5 | 2 | WASHER Emily Rachael | AUS | 0.72 | 27.39 | 1.00 |
| 6 | 7 | PEZZATO Aglaia | ITA | 0.70 | 27.41 | 1.02 |
| 7 | 8 | NORISMAA Nea Elisabet | FIN | 0.70 | 27.63 | 1.24 |
| 8 | 1 | DIAZ Maria Belen | ARG | 0.75 | 27.93 | 1.54 |

| | | | | |
|----------------|--------------------------|---------------------------|------------------------------|------------------------|
| Legend: | DNS Did not start | R.T. Reaction time | UR Universiade Record | WR World record |
|----------------|--------------------------|---------------------------|------------------------------|------------------------|



RESULTS SUMMARY

成績總表

| | Record | Name | NUSF Code | Location | Date |
|----|--------|----------------|-----------|---------------|-------------|
| WR | 24.43 | SJOSTROM SARAH | SWE | BORAS (SWE) | 05 JUL 2014 |
| UR | 25.72 | LU YING | CHN | GWANGJU (KOR) | 05 JUL 2015 |

| Heats | | | | | | | Event No. | 2 |
|-------|------|------|----------------------------|-----------|------|-------|-------------|---|
| Rank | Heat | Lane | Name | NUSF Code | R.T. | Time | Time Behind | |
| 1 | 7 | 4 | SCHMIDTKE Aliena | GER | 0.71 | 26.29 | Q | |
| 2 | 8 | 5 | SAVARD Katerine | CAN | 0.64 | 26.39 | 0.10 Q | |
| 3 | 6 | 7 | OKANO Kaho | JPN | 0.70 | 26.71 | 0.42 Q | |
| 4 | 8 | 4 | DOWGIERT Anna | POL | 0.68 | 26.75 | 0.46 Q | |
| 5 | 6 | 6 | ZANDRINGA Kinge | NED | 0.69 | 26.78 | 0.49 Q | |
| 5 | 7 | 3 | LEMOS ROCHA Bruna Caroline | BRA | 0.66 | 26.78 | 0.49 Q | |
| 7 | 8 | 6 | HIRAYAMA Yukina | JPN | 0.73 | 26.84 | 0.55 Q | |
| 8 | 7 | 5 | KELLY Rachael Elizabe | GBR | 0.63 | 26.85 | 0.56 Q | |
| 9 | 6 | 5 | LOPES FERREIRA D D | BRA | 0.75 | 26.91 | 0.62 Q | |
| 10 | 8 | 3 | DI LIDDO Elena | ITA | 0.64 | 26.96 | 0.67 Q | |
| 11 | 6 | 1 | MC LAUGHLIN Kathryn Ann | USA | 0.70 | 26.97 | 0.68 Q | |
| 12 | 6 | 4 | MOFFITT Hellen Stewart | USA | 0.73 | 27.00 | 0.71 Q | |
| 13 | 6 | 3 | KAMENEVA Mariia | RUS | 0.69 | 27.21 | 0.92 Q | |
| 14 | 6 | 2 | KARAKOUSKAYA Nastassia | BLR | 0.77 | 27.31 | 1.02 Q | |
| 15 | 8 | 2 | WASHER Emily Rachael | AUS | 0.72 | 27.39 | 1.10 Q | |
| 16 | 8 | 7 | PEZZATO Aglaia | ITA | 0.70 | 27.41 | 1.12 Q | |
| 17 | 7 | 7 | HOPKIN Anna Elizabeth | GBR | 0.68 | 27.43 | 1.14 | |
| 18 | 5 | 5 | VERRASZTO Evelin | HUN | 0.71 | 27.45 | 1.16 | |
| 19 | 6 | 8 | IBRAIM Elmira | KAZ | 0.78 | 27.59 | 1.30 | |
| 20 | 7 | 6 | STEIGER Jessica | GER | 0.70 | 27.60 | 1.31 | |
| 20 | 7 | 2 | CHAN Kin Lok | HKG | 0.70 | 27.60 | 1.31 | |
| 22 | 8 | 8 | NORISMAA Nea Elisabet | FIN | 0.70 | 27.63 | 1.34 | |
| 23 | 7 | 8 | COONEY Gemma Jane Isab | AUS | 0.74 | 27.68 | 1.39 | |
| 24 | 5 | 6 | CHELIUS Emma Anne | RSA | 0.74 | 27.81 | 1.52 | |
| 25 | 5 | 4 | HWANG Seojin | KOR | 0.72 | 27.84 | 1.55 | |
| 26 | 8 | 1 | DIAZ Maria Belen | ARG | 0.75 | 27.93 | 1.64 | |
| 27 | 5 | 8 | TAM Hoi Lam | HKG | 0.77 | 27.96 | 1.67 | |
| 28 | 4 | 7 | LIN Xinlan | CHN | 0.81 | 28.03 | 1.74 | |
| 29 | 7 | 1 | GALAMB Szimonetta | HUN | 0.69 | 28.05 | 1.76 | |
| 30 | 5 | 2 | LASZLOVA Silvia | SVK | 0.68 | 28.13 | 1.84 | |
| 31 | 5 | 3 | PARK Jinyoung | KOR | 0.66 | 28.37 | 2.08 | |
| 32 | 5 | 7 | TEIJONSALO Fanny Emilia | FIN | 0.76 | 28.40 | 2.11 | |
| 33 | 5 | 1 | MONTEIRO Ana Catarina | POR | 0.73 | 28.42 | 2.13 | |
| 34 | 4 | 6 | MUNOZ MUNOZ Maria Paola | COL | 0.72 | 28.83 | 2.54 | |
| 35 | 4 | 5 | PILGRIM Amira Mary | TTO | 0.61 | 28.92 | 2.63 | |
| 36 | 4 | 2 | SONG Yutong | CHN | 0.74 | 29.11 | 2.82 | |
| 37 | 4 | 3 | USTUNDAG Nida Eliz | TUR | 0.80 | 29.47 | 3.18 | |
| 38 | 3 | 6 | VISAGIE Emily Joyce | RSA | 0.75 | 29.70 | 3.41 | |
| 39 | 3 | 7 | REYES HINRICHSEN D | CHI | 0.76 | 29.79 | 3.50 | |
| 39 | 3 | 4 | QUINTERO SOSA María Clara | COL | 0.75 | 29.79 | 3.50 | |
| 41 | 3 | 5 | TAN Chi Yan | MAC | 0.72 | 30.02 | 3.73 | |
| 42 | 4 | 1 | RIVEROS SCHULZ K | PAR | 0.69 | 30.06 | 3.77 | |
| 43 | 4 | 4 | KERSA Karleen | EST | 0.72 | 30.20 | 3.91 | |
| 44 | 3 | 3 | LIVER Mariia | UKR | 0.67 | 30.42 | 4.13 | |
| 45 | 4 | 8 | RIZKALLAH Jennifer | LBN | 0.74 | 30.50 | 4.21 | |
| 46 | 3 | 2 | HO Yan Lum Deborah | SGP | 0.81 | 30.56 | 4.27 | |
| 47 | 3 | 1 | EUCEDA GUTIERREZ A | HON | 0.72 | 30.95 | 4.66 | |
| 48 | 2 | 4 | PICCARDO URIARTE S | PAR | 0.71 | 31.12 | 4.83 | |
| 49 | 3 | 8 | CHAMORRO MARTINE A | CHI | 0.78 | 31.19 | 4.90 | |
| 50 | 2 | 5 | MEYA Avice Michal Ka | UGA | 0.73 | 31.28 | 4.99 | |
| 51 | 1 | 5 | BIQUE Jannat Firdosse | MOZ | 0.74 | 31.55 | 5.26 | |



RESULTS SUMMARY

成績總表

| | Record | Name | NUSF Code | Location | Date |
|----|--------|----------------|-----------|---------------|-------------|
| WR | 24.43 | SJOSTROM SARAH | SWE | BORAS (SWE) | 05 JUL 2014 |
| UR | 25.72 | LU YING | CHN | GWANGJU (KOR) | 05 JUL 2015 |

Heats

| Rank | Heat | Lane | Name | NUSF Code | R.T. | Time | Time Behind |
|------|------|------|----------------------------|-----------|------|-------|-------------|
| 52 | 2 | 3 | CAZOT TORT Carolina Tattia | URU | 0.68 | 31.93 | 5.64 |
| 53 | 2 | 7 | SIIMAR Gretel-Marie | EST | 0.79 | 32.67 | 6.38 |
| 54 | 2 | 2 | DELA CRUZ Alic Deniel | PHI | 0.86 | 34.97 | 8.68 |
| 55 | 1 | 4 | KALUARACHCHILAGE M | SRI | 0.97 | 36.27 | 9.98 |
| 56 | 1 | 3 | SALIENDRA Alliah | PHI | 0.82 | 38.05 | 11.76 |
| | 2 | 1 | FEARNOT Sarah | NGR | | DNS | |
| | 2 | 6 | GAEBE Doutimi Okoko | NGR | | DNS | |

Legend:

Q Classified Final R.T. Reaction time UR Universiade Record WR World record



START LIST

出場名單

| | Record | Name | NUSF Code | Location | Date |
|-----------|--------|----------------|-----------|---------------|-------------|
| WR | 24.43 | SJOSTROM SARAH | SWE | BORAS (SWE) | 05 JUL 2014 |
| UR | 25.72 | LU YING | CHN | GWANGJU (KOR) | 05 JUL 2015 |

Semifinal 1 of 2

Event No. 2

| Lane | Name | NUSF Code | Date of Birth | Qualifying Time | Time | Rank |
|------|-----------------------------|-----------|---------------|-----------------|------|------|
| 1 | KARAKOUSKAYA Nastassia | BLR | 01 AUG 1996 | 27.31 | | |
| 2 | DI LIDDO Elena | ITA | 08 SEP 1993 | 26.96 | | |
| 3 | LEMOUS ROCHA Bruna Caroline | BRA | 05 MAY 1993 | 26.78 | | |
| 4 | SAVARD Katerine | CAN | 26 MAY 1993 | 26.39 | | |
| 5 | DOWGIERT Anna | POL | 15 JUL 1990 | 26.75 | | |
| 6 | KELLY Rachael Elizabe | GBR | 24 JAN 1994 | 26.85 | | |
| 7 | MOFFITT Hellen Stewart | USA | 21 MAY 1995 | 27.00 | | |
| 8 | VERRASZTO Evelin | HUN | 17 JUL 1989 | 27.45 | | |

Semifinal 2 of 2

| Lane | Name | NUSF Code | Date of Birth | Qualifying Time | Time | Rank |
|------|-----------------------------|-----------|---------------|-----------------|------|------|
| 1 | KAMENEVA Mariia | RUS | 27 MAY 1999 | 27.21 | | |
| 2 | LOPES FERREIRA DE P Daynara | BRA | 25 JUL 1989 | | | |
| 3 | ZANDRINGA Kinge | NED | 10 OCT 1998 | 26.78 | | |
| 4 | SCHMIDTKE Aliena | GER | 20 NOV 1992 | 26.29 | | |
| 5 | OKANO Kaho | JPN | 21 APR 1996 | 26.71 | | |
| 6 | HIRAYAMA Yukina | JPN | 19 DEC 1995 | 26.84 | | |
| 7 | MC LAUGHLIN Kathryn Ann | USA | 09 JUL 1997 | 26.97 | | |
| 8 | WASHER Emily Rachael | AUS | 09 AUG 1996 | 27.39 | | |

Reserves

| Name | NUSF Code | Date of Birth | Qualifying Time | Time | Rank |
|---------------|-----------|---------------|-----------------|------|------|
| IBRAIM Elmira | KAZ | 02 APR 1992 | 27.59 | | |

Note:
Consult competition schedule in INFO for heat start times

Legend:
UR Universiade Record **WR** World record



RESULTS

比賽成績

| | Record | Name | NUSF Code | Location | Date |
|-----------|--------|----------------|-----------|---------------|-------------|
| WR | 24.43 | SJOSTROM SARAH | SWE | BORAS (SWE) | 05 JUL 2014 |
| UR | 25.72 | LU YING | CHN | GWANGJU (KOR) | 05 JUL 2015 |

Semifinal 1

Event No. 2

| Rank | Lane | Name | NUSF Code | R.T. | Time | Time Behind |
|------|------|----------------------------|-----------|------|--------------|-------------|
| 1 | 4 | SAVARD Katerine | CAN | 0.64 | 26.36 | |
| 2 | 5 | DOWGIERT Anna | POL | 0.67 | 26.40 | 0.04 |
| 3 | 7 | MOFFITT Hellen Stewart | USA | 0.70 | 26.66 | 0.30 |
| 4 | 6 | KELLY Rachael Elizabe | GBR | 0.65 | 26.71 | 0.35 |
| 5 | 2 | DI LIDDO Elena | ITA | 0.65 | 26.74 | 0.38 |
| 6 | 3 | LEMOS ROCHA Bruna Caroline | BRA | 0.68 | 26.92 | 0.56 |
| 7 | 1 | KARAKOUSKAYA Nastassia | BLR | 0.73 | 27.35 | 0.99 |
| 7 | 8 | VERRASZTO Evelin | HUN | 0.73 | 27.35 | 0.99 |

Semifinal 2

| Rank | Lane | Name | NUSF Code | R.T. | Time | Time Behind |
|------|------|-------------------------|-----------|------|--------------|-------------|
| 1 | 4 | SCHMIDTKE Aliena | GER | 0.69 | 26.07 | |
| 2 | 6 | HIRAYAMA Yukina | JPN | 0.74 | 26.66 | 0.59 |
| 3 | 7 | MC LAUGHLIN Kathryn Ann | USA | 0.71 | 26.78 | 0.71 |
| 4 | 2 | LOPES FERREIRA D D | BRA | 0.69 | 26.81 | 0.74 |
| 5 | 3 | ZANDRINGA Kinge | NED | 0.69 | 26.83 | 0.76 |
| 6 | 5 | OKANO Kaho | JPN | 0.69 | 26.96 | 0.89 |
| 6 | 1 | KAMENEVA Mariia | RUS | 0.69 | 26.96 | 0.89 |
| 8 | 8 | WASHER Emily Rachael | AUS | 0.74 | 27.39 | 1.32 |

Legend:

R.T. Reaction time UR Universiade Record WR World record



RESULTS SUMMARY

成績總表

| | Record | Name | NUSF Code | Location | Date |
|----|--------|----------------|-----------|---------------|-------------|
| WR | 24.43 | SJOSTROM SARAH | SWE | BORAS (SWE) | 05 JUL 2014 |
| UR | 25.72 | LU YING | CHN | GWANGJU (KOR) | 05 JUL 2015 |

| Semifinals | | | | | | | Event No. | 2 |
|------------|------|------|----------------------------|-----------|------|--------------|-------------|---|
| Rank | Heat | Lane | Name | NUSF Code | R.T. | Time | Time Behind | |
| 1 | 2 | 4 | SCHMIDTKE Aliena | GER | 0.69 | 26.07 | Q | |
| 2 | 1 | 4 | SAVARD Katerine | CAN | 0.64 | 26.36 | 0.29 Q | |
| 3 | 1 | 5 | DOWGIERT Anna | POL | 0.67 | 26.40 | 0.33 Q | |
| 4 | 2 | 6 | HIRAYAMA Yukina | JPN | 0.74 | 26.66 | 0.59 Q | |
| 4 | 1 | 7 | MOFFITT Hellen Stewart | USA | 0.70 | 26.66 | 0.59 Q | |
| 6 | 1 | 6 | KELLY Rachael Elizabe | GBR | 0.65 | 26.71 | 0.64 Q | |
| 7 | 1 | 2 | DI LIDDO Elena | ITA | 0.65 | 26.74 | 0.67 Q | |
| 8 | 2 | 7 | MC LAUGHLIN Kathryn Ann | USA | 0.71 | 26.78 | 0.71 Q | |
| 9 | 2 | 2 | LOPES FERREIRA D D | BRA | 0.69 | 26.81 | 0.74 | |
| 10 | 2 | 3 | ZANDRINGA Kinge | NED | 0.69 | 26.83 | 0.76 | |
| 11 | 1 | 3 | LEMOS ROCHA Bruna Caroline | BRA | 0.68 | 26.92 | 0.85 | |
| 12 | 2 | 5 | OKANO Kaho | JPN | 0.69 | 26.96 | 0.89 | |
| 12 | 2 | 1 | KAMENEVA Mariia | RUS | 0.69 | 26.96 | 0.89 | |
| 14 | 1 | 1 | KARAKOUSKAYA Nastassia | BLR | 0.73 | 27.35 | 1.28 | |
| 14 | 1 | 8 | VERRASZTO Evelin | HUN | 0.73 | 27.35 | 1.28 | |
| 16 | 2 | 8 | WASHER Emily Rachael | AUS | 0.74 | 27.39 | 1.32 | |

| | | | | | | |
|----------------|------------------|------|---------------|----|--------------------|-----------------|
| Legend: | | | | | | |
| Q | Classified Final | R.T. | Reaction time | UR | Universiade Record | WR World record |



RESULT BOOK


29TH Summer Universiade Taipei 2017



Swimming

Women's 200m

Backstroke





MEDALLISTS

獎牌得主

| Medal | Name | NUSF |
|--------|---------------------------|--------------------------------|
| GOLD | WHITTAKER Sian Monique | AUS - Australia |
| SILVER | ZEVNIK Alexia | CAN - Canada |
| BRONZE | ALEXANDER Bridgette Kylea | USA - United States of America |



START LIST

出場名單

| | Record | Name | NUSF Code | Location | Date |
|----|---------|-----------------|-----------|----------------|-------------|
| WR | 2:04.06 | FRANKLIN MISSY | USA | LONDON (GBR) | 03 AUG 2012 |
| UR | 2:08.91 | PROUD STEPHANIE | GBR | BELGRADE (SRB) | 06 JUL 2009 |

Final

Event No. 6

| Lane | Name | NUSF Code | Date of Birth | Qualifying Time | Time | Rank |
|------|---------------------------|-----------|---------------|-----------------|------|------|
| 1 | GRAF Lisa | GER | 13 NOV 1992 | 2:11.76 | | |
| 2 | ZEVNIK Alexia | CAN | 04 MAR 1994 | 2:10.93 | | |
| 3 | PANZIERA Margherita | ITA | 12 AUG 1995 | 2:10.50 | | |
| 4 | SEIDT Asia Marie | USA | 06 OCT 1997 | 2:10.03 | | |
| 5 | WHITTAKER Sian Monique | AUS | 10 AUG 1997 | 2:10.10 | | |
| 6 | GLOVER Mackenzie Eliza | CAN | 18 FEB 1998 | 2:10.62 | | |
| 7 | ALEXANDER Bridgette Kylea | USA | 25 JUN 1996 | 2:11.14 | | |
| 8 | GOTO Mayuko | JPN | 13 JUL 1995 | 2:12.17 | | |

Reserves

| Name | NUSF Code | Date of Birth | Qualifying Time | Time | Rank |
|-----------------|-----------|---------------|-----------------|------|------|
| PRIKHODKO Irina | RUS | 29 NOV 1998 | 2:12.87 | | |
| KONISHI Anna | JPN | 10 MAY 1996 | 2:13.51 | | |

Note:

Consult competition schedule in INFO for heat start times

Legend:

UR Universiade Record WR World record



START LIST

出場名單

| | Record | Name | NUSF Code | Location | Date |
|----|---------|-----------------|-----------|----------------|-------------|
| WR | 2:04.06 | FRANKLIN MISSY | USA | LONDON (GBR) | 03 AUG 2012 |
| UR | 2:08.91 | PROUD STEPHANIE | GBR | BELGRADE (SRB) | 06 JUL 2009 |

Heat 1 of 5

Event No. 6

| Lane | Name | NUSF Code | Date of Birth | Qualifying Time | Time | Rank |
|------|-------------------------|-----------|---------------|-----------------|------|------|
| 3 | BANEGAS Fatima Mitchell | HON | 05 MAY 1995 | 2:33.61 | | |
| 4 | OLIVARES Isabella | PHI | 25 FEB 1995 | 2:29.00 | | |
| 5 | LAU Sze Wing Erica | HKG | 15 JAN 1998 | 2:29.37 | | |

Heat 2 of 5

| Lane | Name | NUSF Code | Date of Birth | Qualifying Time | Time | Rank |
|------|-------------------------------|-----------|---------------|-----------------|------|------|
| 1 | KO Sumin | KOR | 14 FEB 1995 | 2:24.07 | | |
| 2 | SEPP Kaetlin | EST | 08 AUG 1992 | 2:20.66 | | |
| 3 | GEORGIEVA Gabriela Georgi | BUL | 16 JUN 1997 | 2:17.20 | | |
| 4 | MENAHM Shahar | ISR | 10 JAN 1997 | 2:16.00 | | |
| 5 | FRISCHKNECHT Rita | POR | 09 SEP 1998 | 2:16.23 | | |
| 6 | XU Lili | CHN | 26 SEP 1991 | 2:20.00 | | |
| 7 | BARTOVICOVA Barbara | SVK | 05 JUN 1998 | 2:23.04 | | |
| 8 | SPUHR RAMIREZ Marianne Andrea | CHI | 08 FEB 1994 | 2:27.53 | | |

Heat 3 of 5

| Lane | Name | NUSF Code | Date of Birth | Qualifying Time | Time | Rank |
|------|------------------------|-----------|---------------|-----------------|------|------|
| 1 | KONISHI Anna | JPN | 10 MAY 1996 | 2:13.61 | | |
| 2 | TCHORZ Alicja Maria | POL | 13 AUG 1992 | 2:12.26 | | |
| 3 | PRIKHODKO Irina | RUS | 29 NOV 1998 | 2:10.49 | | |
| 4 | BAKER Hayley Victoria | AUS | 23 MAY 1995 | 2:09.26 | | |
| 5 | PANZIERA Margherita | ITA | 12 AUG 1995 | 2:09.76 | | |
| 6 | GLOVER Mackenzie Eliza | CAN | 18 FEB 1998 | 2:11.17 | | |
| 7 | KOPRIVOVA Vera | CZE | 04 AUG 1995 | 2:13.30 | | |
| 8 | TIENSTRA Marieke | NED | 03 MAY 1999 | 2:15.61 | | |

Heat 4 of 5

| Lane | Name | NUSF Code | Date of Birth | Qualifying Time | Time | Rank |
|------|--------------------------|-----------|---------------|-----------------|------|------|
| 1 | VERMEULEN Tessa | NED | 29 JAN 1998 | 2:13.41 | | |
| 2 | ZEVNIK Alexia | CAN | 04 MAR 1994 | 2:12.06 | | |
| 3 | LAEMMLER Nadine Marion | GER | 19 MAY 1994 | 2:10.39 | | |
| 4 | SEIDT Asia Marie | USA | 06 OCT 1997 | 2:08.99 | | |
| 5 | WHITTAKER Sian Monique | AUS | 10 AUG 1997 | 2:09.60 | | |
| 6 | NAZIEBLO Klaudia Patrycj | POL | 03 DEC 1993 | 2:11.14 | | |
| 7 | VAN BERKEL Martina Eva | SUI | 23 JAN 1989 | 2:13.24 | | |
| 8 | HSU An | TPE | 29 JUN 1998 | 2:15.29 | | |



START LIST

出場名單

| | Record | Name | NUSF Code | Location | Date |
|-----------|---------|-----------------|-----------|----------------|-------------|
| WR | 2:04.06 | FRANKLIN MISSY | USA | LONDON (GBR) | 03 AUG 2012 |
| UR | 2:08.91 | PROUD STEPHANIE | GBR | BELGRADE (SRB) | 06 JUL 2009 |

Heat 5 of 5

| Lane | Name | NUSF Code | Date of Birth | Qualifying Time | Time | Rank |
|------|---------------------------|-----------|---------------|-----------------|------|------|
| 1 | SIMPSON Kirsty Sheila | GBR | 12 MAR 1996 | 2:13.38 | | |
| 2 | ZEREN Halime Zulal | TUR | 15 APR 1995 | 2:11.71 | | |
| 3 | EVANS Charlotte Melis | GBR | 06 SEP 1997 | 2:10.35 | | |
| 4 | GRAF Lisa | GER | 13 NOV 1992 | 2:07.63 | | |
| 5 | ALEXANDER Bridgette Kylea | USA | 25 JUN 1996 | 2:09.44 | | |
| 6 | GOTO Mayuko | JPN | 13 JUL 1995 | 2:10.86 | | |
| 7 | MAZUTAITYTE Ugne | LTU | 14 MAR 1997 | 2:12.64 | | |
| 8 | MACAVEI Carina-Bianca | ROU | 16 SEP 1994 | 2:14.70 | | |

Note:
Consult competition schedule in INFO for heat start times

Legend:
UR Universiade Record **WR** World record



RESULTS

比賽成績

| | Record | Name | NUSF Code | Location | Date |
|----|---------|-----------------|-----------|----------------|-------------|
| WR | 2:04.06 | FRANKLIN MISSY | USA | LONDON (GBR) | 03 AUG 2012 |
| UR | 2:08.91 | PROUD STEPHANIE | GBR | BELGRADE (SRB) | 06 JUL 2009 |

Heat 1 of 5

Event No. 6

| Rank | Lane | Name | NUSF Code | R.T. | 50m | 100m | 150m | Time | Time Behind |
|------|------|-------------------------|-----------|------|-----------|----------------------|----------------------|-------------------------|-------------|
| 1 | 5 | LAU Sze Wing Erica | HKG | 0.79 | (1) 32.94 | (1) 1:09.82 36.88 | (1) 1:49.84 40.02 | 2:26.63 36.79 | |
| 2 | 4 | OLIVARES Isabella | PHI | 0.80 | (2) 33.61 | (2) 1:10.39 36.78 | (2) 1:49.92 39.53 | 2:30.11 40.19 | 3.48 |
| 3 | 3 | BANEGAS Fatima Mitchell | HON | 0.74 | (3) 35.61 | (3) 1:13.58 37.97 | (3) 1:55.55 41.97 | 2:38.94 43.39 | 12.31 |

Heat 2 of 5

| Rank | Lane | Name | NUSF Code | R.T. | 50m | 100m | 150m | Time | Time Behind |
|------|------|---------------------------|-----------|------|-----------|----------------------|----------------------|-------------------------|-------------|
| 1 | 4 | MENAHM Shahar | ISR | 0.86 | (5) 32.37 | (3) 1:06.82 34.45 | (3) 1:42.52 35.70 | 2:17.58 35.06 | |
| 2 | 5 | FRISCHKNECHT Rita | POR | 0.82 | (2) 32.00 | (2) 1:06.08 34.08 | (2) 1:41.97 35.89 | 2:18.25 36.28 | 0.67 |
| 3 | 3 | GEORGIEVA Gabriela Georgi | BUL | 0.90 | (6) 32.43 | (6) 1:07.20 34.77 | (4) 1:43.43 36.23 | 2:18.67 35.24 | 1.09 |
| 4 | 1 | KO Sumin | KOR | 0.64 | (1) 31.13 | (1) 1:05.67 34.54 | (1) 1:41.52 35.85 | 2:18.73 37.21 | 1.15 |
| 5 | 2 | SEPP Kaetlin | EST | 0.94 | (3) 32.05 | (4) 1:07.01 34.96 | (5) 1:43.62 36.61 | 2:20.79 37.17 | 3.21 |
| 6 | 6 | XU Lili | CHN | 0.71 | (4) 32.26 | (5) 1:07.09 34.83 | (6) 1:43.89 36.80 | 2:21.28 37.39 | 3.70 |
| 7 | 7 | BARTOVICOVA Barbara | SVK | 0.86 | (8) 33.94 | (7) 1:09.86 35.92 | (7) 1:46.79 36.93 | 2:22.78 35.99 | 5.20 |
| 8 | 8 | SPUHR RAMIREZ M | CHI | 0.68 | (7) 33.76 | (8) 1:10.51 36.75 | (8) 1:49.16 38.65 | 2:28.18 39.02 | 10.60 |

Heat 3 of 5

| Rank | Lane | Name | NUSF Code | R.T. | 50m | 100m | 150m | Time | Time Behind |
|------|------|------------------------|-----------|------|-----------|----------------------|----------------------|-------------------------|-------------|
| 1 | 5 | PANZIERA Margherita | ITA | 0.81 | (2) 30.80 | (1) 1:03.71 32.91 | (1) 1:37.62 33.91 | 2:11.69 34.07 | |
| 2 | 6 | GLOVER Mackenzie Eliza | CAN | 0.86 | (5) 31.28 | (3) 1:04.54 33.26 | (2) 1:38.16 33.62 | 2:11.94 33.78 | 0.25 |
| 3 | 2 | TCHORZ Alicja Maria | POL | 0.84 | (3) 30.93 | (5) 1:04.87 33.94 | (4) 1:39.14 34.27 | 2:13.12 33.98 | 1.43 |
| 4 | 3 | PRIKHODKO Irina | RUS | 0.89 | (3) 30.93 | (4) 1:04.55 33.62 | (3) 1:38.89 34.34 | 2:13.27 34.38 | 1.58 |
| 5 | 7 | KOPRIVOVA Vera | CZE | 0.86 | (6) 31.69 | (6) 1:05.53 33.84 | (6) 1:40.04 34.51 | 2:14.64 34.60 | 2.95 |
| 6 | 1 | KONISHI Anna | JPN | 0.57 | (1) 30.74 | (2) 1:04.35 33.61 | (5) 1:39.58 35.23 | 2:15.07 35.49 | 3.38 |
| 7 | 8 | TIENSTRA Marieke | NED | 0.70 | (7) 31.82 | (7) 1:06.83 35.01 | (7) 1:42.55 35.72 | 2:18.12 35.57 | 6.43 |
| 4 | | BAKER Hayley Victoria | AUS | | | | | DNS | |



RESULTS

比賽成績

| | Record | Name | NUSF Code | Location | Date |
|----|---------|-----------------|-----------|----------------|-------------|
| WR | 2:04.06 | FRANKLIN MISSY | USA | LONDON (GBR) | 03 AUG 2012 |
| UR | 2:08.91 | PROUD STEPHANIE | GBR | BELGRADE (SRB) | 06 JUL 2009 |

Heat 4 of 5

| Rank | Lane | Name | NUSF Code | R.T. | 50m | 100m | 150m | Time | Time Behind |
|------|------|--------------------------|-----------|------|-----------|----------------------|----------------------|-------------------------|-------------|
| 1 | 4 | SEIDT Asia Marie | USA | 0.87 | (2) 30.83 | (1) 1:03.11 32.28 | (1) 1:36.85 33.74 | 2:10.41 33.56 | |
| 2 | 5 | WHITTAKER Sian Monique | AUS | 0.78 | (3) 30.89 | (2) 1:03.53 32.64 | (2) 1:37.16 33.63 | 2:10.55 33.39 | 0.14 |
| 3 | 2 | ZEVNIK Alexia | CAN | 0.81 | (1) 30.59 | (3) 1:03.70 33.11 | (3) 1:37.78 34.08 | 2:11.20 33.42 | 0.79 |
| 4 | 6 | NAZIEBLO Klaudia Patrycj | POL | 0.75 | (7) 31.82 | (6) 1:06.04 34.22 | (6) 1:40.83 34.79 | 2:14.18 33.35 | 3.77 |
| 5 | 7 | VAN BERKEL Martina Eva | SUI | 0.88 | (8) 32.50 | (8) 1:07.01 34.51 | (7) 1:41.36 34.35 | 2:15.01 33.65 | 4.60 |
| 6 | 3 | LAEMMLER Nadine Marion | GER | 0.79 | (5) 31.73 | (4) 1:05.48 33.75 | (5) 1:40.51 35.03 | 2:15.10 34.59 | 4.69 |
| 7 | 1 | VERMEULEN Tessa | NED | 0.89 | (4) 31.40 | (5) 1:05.75 34.35 | (4) 1:40.17 34.42 | 2:15.29 35.12 | 4.88 |
| 8 | 8 | HSU An | TPE | 0.77 | (6) 31.81 | (7) 1:06.72 34.91 | (8) 1:42.98 36.26 | 2:20.22 37.24 | 9.81 |

Heat 5 of 5

| Rank | Lane | Name | NUSF Code | R.T. | 50m | 100m | 150m | Time | Time Behind |
|------|------|---------------------------|-----------|------|-----------|----------------------|----------------------|-------------------------|-------------|
| 1 | 5 | ALEXANDER Bridgette Kylea | USA | 0.81 | (1) 30.87 | (1) 1:03.83 32.96 | (1) 1:37.75 33.92 | 2:11.66 33.91 | |
| 2 | 6 | GOTO Mayuko | JPN | 0.90 | (2) 31.26 | (2) 1:04.46 33.20 | (2) 1:38.26 33.80 | 2:11.93 33.67 | 0.27 |
| 3 | 4 | GRAF Lisa | GER | 0.93 | (3) 31.33 | (3) 1:04.72 33.39 | (3) 1:38.58 33.86 | 2:12.85 34.27 | 1.19 |
| 4 | 7 | MAZUTAITYTE Ugne | LTU | 0.80 | (6) 31.91 | (4) 1:05.80 33.89 | (4) 1:41.05 35.25 | 2:15.34 34.29 | 3.68 |
| 5 | 2 | ZEREN Halime Zulal | TUR | 0.92 | (5) 31.85 | (6) 1:06.30 34.45 | (6) 1:41.51 35.21 | 2:15.53 34.02 | 3.87 |
| 6 | 3 | EVANS Charlotte Melis | GBR | 0.90 | (7) 32.17 | (7) 1:06.37 34.20 | (5) 1:41.27 34.90 | 2:15.72 34.45 | 4.06 |
| 7 | 1 | SIMPSON Kirsty Sheila | GBR | 0.84 | (4) 31.74 | (5) 1:05.91 34.17 | (6) 1:41.51 35.60 | 2:18.02 36.51 | 6.36 |
| 8 | 8 | MACAVEI Carina-Bianca | ROU | 0.94 | (8) 32.57 | (8) 1:07.70 35.13 | (8) 1:43.42 35.72 | 2:19.27 35.85 | 7.61 |

| | | | | | | | | |
|----------------|-----|---------------|------|---------------|----|--------------------|----|--------------|
| Legend: | DNS | Did not start | R.T. | Reaction time | UR | Universiade Record | WR | World record |
|----------------|-----|---------------|------|---------------|----|--------------------|----|--------------|



RESULTS SUMMARY

成績總表

| | Record | Name | NUSF Code | Location | Date |
|----|---------|-----------------|-----------|----------------|-------------|
| WR | 2:04.06 | FRANKLIN MISSY | USA | LONDON (GBR) | 03 AUG 2012 |
| UR | 2:08.91 | PROUD STEPHANIE | GBR | BELGRADE (SRB) | 06 JUL 2009 |

| Heats | | | | | | | | | | Event No. | 6 |
|-------|------|------|---------------------------|-----------|------|-----------|----------------------|----------------------|-------------------------|-------------|---|
| Rank | Heat | Lane | Name | NUSF Code | R.T. | 50m | 100m | 150m | Time | Time Behind | |
| 1 | 4 | 4 | SEIDT Asia Marie | USA | 0.87 | (2) 30.83 | (1) 1:03.11 32.28 | (1) 1:36.85 33.74 | 2:10.41 33.56 | Q | |
| 2 | 4 | 5 | WHITTAKER Sian Monique | AUS | 0.78 | (3) 30.89 | (2) 1:03.53 32.64 | (2) 1:37.16 33.63 | 2:10.55 33.39 | 0.14 Q | |
| 3 | 4 | 2 | ZEVNIK Alexia | CAN | 0.81 | (1) 30.59 | (3) 1:03.70 33.11 | (3) 1:37.78 34.08 | 2:11.20 33.42 | 0.79 Q | |
| 4 | 5 | 5 | ALEXANDER Bridgette Kylea | USA | 0.81 | (1) 30.87 | (1) 1:03.83 32.96 | (1) 1:37.75 33.92 | 2:11.66 33.91 | 1.25 Q | |
| 5 | 3 | 5 | PANZIERA Margherita | ITA | 0.81 | (2) 30.80 | (1) 1:03.71 32.91 | (1) 1:37.62 33.91 | 2:11.69 34.07 | 1.28 Q | |
| 6 | 5 | 6 | GOTO Mayuko | JPN | 0.90 | (2) 31.26 | (2) 1:04.46 33.20 | (2) 1:38.26 33.80 | 2:11.93 33.67 | 1.52 Q | |
| 7 | 3 | 6 | GLOVER Mackenzie Eliza | CAN | 0.86 | (5) 31.28 | (3) 1:04.54 33.26 | (2) 1:38.16 33.62 | 2:11.94 33.78 | 1.53 Q | |
| 8 | 5 | 4 | GRAF Lisa | GER | 0.93 | (3) 31.33 | (3) 1:04.72 33.39 | (3) 1:38.58 33.86 | 2:12.85 34.27 | 2.44 Q | |
| 9 | 3 | 2 | TCHORZ Alicja Maria | POL | 0.84 | (3) 30.93 | (5) 1:04.87 33.94 | (4) 1:39.14 34.27 | 2:13.12 33.98 | 2.71 Q | |
| 10 | 3 | 3 | PRIKHODKO Irina | RUS | 0.89 | (3) 30.93 | (4) 1:04.55 33.62 | (3) 1:38.89 34.34 | 2:13.27 34.38 | 2.86 Q | |
| 11 | 4 | 6 | NAZIEBLO Klaudia Patrycj | POL | 0.75 | (7) 31.82 | (6) 1:06.04 34.22 | (6) 1:40.83 34.79 | 2:14.18 33.35 | 3.77 Q | |
| 12 | 3 | 7 | KOPRIVOVA Vera | CZE | 0.86 | (6) 31.69 | (6) 1:05.53 33.84 | (6) 1:40.04 34.51 | 2:14.64 34.60 | 4.23 Q | |
| 13 | 4 | 7 | VAN BERKEL Martina Eva | SUI | 0.88 | (8) 32.50 | (8) 1:07.01 34.51 | (7) 1:41.36 34.35 | 2:15.01 33.65 | 4.60 Q | |
| 14 | 3 | 1 | KONISHI Anna | JPN | 0.57 | (1) 30.74 | (2) 1:04.35 33.61 | (5) 1:39.58 35.23 | 2:15.07 35.49 | 4.66 Q | |
| 15 | 4 | 3 | LAEMMLER Nadine Marion | GER | 0.79 | (5) 31.73 | (4) 1:05.48 33.75 | (5) 1:40.51 35.03 | 2:15.10 34.59 | 4.69 Q | |
| 16 | 4 | 1 | VERMEULEN Tessa | NED | 0.89 | (4) 31.40 | (5) 1:05.75 34.35 | (4) 1:40.17 34.42 | 2:15.29 35.12 | 4.88 Q | |
| 17 | 5 | 7 | MAZUTAITYTE Ugne | LTU | 0.80 | (6) 31.91 | (4) 1:05.80 33.89 | (4) 1:41.05 35.25 | 2:15.34 34.29 | 4.93 | |
| 18 | 5 | 2 | ZEREN Halime Zulal | TUR | 0.92 | (5) 31.85 | (6) 1:06.30 34.45 | (6) 1:41.51 35.21 | 2:15.53 34.02 | 5.12 | |
| 19 | 5 | 3 | EVANS Charlotte Melis | GBR | 0.90 | (7) 32.17 | (7) 1:06.37 34.20 | (5) 1:41.27 34.90 | 2:15.72 34.45 | 5.31 | |
| 20 | 2 | 4 | MENAHM Shahar | ISR | 0.86 | (5) 32.37 | (3) 1:06.82 34.45 | (3) 1:42.52 35.70 | 2:17.58 35.06 | 7.17 | |
| 21 | 5 | 1 | SIMPSON Kirsty Sheila | GBR | 0.84 | (4) 31.74 | (5) 1:05.91 34.17 | (6) 1:41.51 35.60 | 2:18.02 36.51 | 7.61 | |
| 22 | 3 | 8 | TIENSTRA Marieke | NED | 0.70 | (7) 31.82 | (7) 1:06.83 35.01 | (7) 1:42.55 35.72 | 2:18.12 35.57 | 7.71 | |
| 23 | 2 | 5 | FRISCHKNECHT Rita | POR | 0.82 | (2) 32.00 | (2) 1:06.08 34.08 | (2) 1:41.97 35.89 | 2:18.25 36.28 | 7.84 | |
| 24 | 2 | 3 | GEORGIEVA Gabriela Georgi | BUL | 0.90 | (6) 32.43 | (6) 1:07.20 34.77 | (4) 1:43.43 36.23 | 2:18.67 35.24 | 8.26 | |
| 25 | 2 | 1 | KO Sumin | KOR | 0.64 | (1) 31.13 | (1) 1:05.67 34.54 | (1) 1:41.52 35.85 | 2:18.73 37.21 | 8.32 | |



RESULTS SUMMARY

成績總表

| | Record | Name | NUSF Code | Location | Date |
|-----------|---------|-----------------|-----------|----------------|-------------|
| WR | 2:04.06 | FRANKLIN MISSY | USA | LONDON (GBR) | 03 AUG 2012 |
| UR | 2:08.91 | PROUD STEPHANIE | GBR | BELGRADE (SRB) | 06 JUL 2009 |

Heats

| Rank | Heat | Lane | Name | NUSF Code | R.T. | 50m | 100m | 150m | Time | Time Behind |
|------|------|------|-------------------------|-----------|------|-----------|----------------------|----------------------|-------------------------|-------------|
| 26 | 5 | 8 | MACAVEI Carina-Bianca | ROU | 0.94 | (8) 32.57 | (8) 1:07.70 35.13 | (8) 1:43.42 35.72 | 2:19.27 35.85 | 8.86 |
| 27 | 4 | 8 | HSU An | TPE | 0.77 | (6) 31.81 | (7) 1:06.72 34.91 | (8) 1:42.98 36.26 | 2:20.22 37.24 | 9.81 |
| 28 | 2 | 2 | SEPP Kaetlin | EST | 0.94 | (3) 32.05 | (4) 1:07.01 34.96 | (5) 1:43.62 36.61 | 2:20.79 37.17 | 10.38 |
| 29 | 2 | 6 | XU Lili | CHN | 0.71 | (4) 32.26 | (5) 1:07.09 34.83 | (6) 1:43.89 36.80 | 2:21.28 37.39 | 10.87 |
| 30 | 2 | 7 | BARTOVICOVA Barbara | SVK | 0.86 | (8) 33.94 | (7) 1:09.86 35.92 | (7) 1:46.79 36.93 | 2:22.78 35.99 | 12.37 |
| 31 | 1 | 5 | LAU Sze Wing Erica | HKG | 0.79 | (1) 32.94 | (1) 1:09.82 36.88 | (1) 1:49.84 40.02 | 2:26.63 36.79 | 16.22 |
| 32 | 2 | 8 | SPUHR RAMIREZ M | CHI | 0.68 | (7) 33.76 | (8) 1:10.51 36.75 | (8) 1:49.16 38.65 | 2:28.18 39.02 | 17.77 |
| 33 | 1 | 4 | OLIVARES Isabella | PHI | 0.80 | (2) 33.61 | (2) 1:10.39 36.78 | (2) 1:49.92 39.53 | 2:30.11 40.19 | 19.70 |
| 34 | 1 | 3 | BANEGAS Fatima Mitchell | HON | 0.74 | (3) 35.61 | (3) 1:13.58 37.97 | (3) 1:55.55 41.97 | 2:38.94 43.39 | 28.53 |
| | 3 | 4 | BAKER Hayley Victoria | AUS | | | | | DNS | |

| | | | | | | |
|----------------|------------------|-------------|---------------|-----------|--------------------|------------------------|
| Legend: | | | | | | |
| Q | Classified Final | R.T. | Reaction time | UR | Universiade Record | WR World record |



START LIST

出場名單

| | Record | Name | NUSF Code | Location | Date |
|----|---------|-----------------|-----------|----------------|-------------|
| WR | 2:04.06 | FRANKLIN MISSY | USA | LONDON (GBR) | 03 AUG 2012 |
| UR | 2:08.91 | PROUD STEPHANIE | GBR | BELGRADE (SRB) | 06 JUL 2009 |

Semifinal 1 of 2

Event No. 6

| Lane | Name | NUSF Code | Date of Birth | Qualifying Time | Time | Rank |
|------|---------------------------|-----------|---------------|-----------------|------|------|
| 1 | LAEMMLER Nadine Marion | GER | 19 MAY 1994 | 2:15.10 | | |
| 2 | NAZIEBLO Klaudia Patrycj | POL | 03 DEC 1993 | 2:14.18 | | |
| 3 | GOTO Mayuko | JPN | 13 JUL 1995 | 2:11.93 | | |
| 4 | WHITTAKER Sian Monique | AUS | 10 AUG 1997 | 2:10.55 | | |
| 5 | ALEXANDER Bridgette Kylea | USA | 25 JUN 1996 | 2:11.66 | | |
| 6 | GRAF Lisa | GER | 13 NOV 1992 | 2:12.85 | | |
| 7 | VAN BERKEL Martina Eva | SUI | 23 JAN 1989 | 2:15.01 | | |
| 8 | MAZUTAITYTE Ugne | LTU | 14 MAR 1997 | 2:15.34 | | |

Semifinal 2 of 2

| Lane | Name | NUSF Code | Date of Birth | Qualifying Time | Time | Rank |
|------|------------------------|-----------|---------------|-----------------|------|------|
| 1 | KONISHI Anna | JPN | 10 MAY 1996 | | | |
| 2 | PRIKHODKO Irina | RUS | 29 NOV 1998 | | | |
| 3 | PANZIERA Margherita | ITA | 12 AUG 1995 | 2:11.69 | | |
| 4 | SEIDT Asia Marie | USA | 06 OCT 1997 | 2:10.41 | | |
| 5 | ZEVNIK Alexia | CAN | 04 MAR 1994 | 2:11.20 | | |
| 6 | GLOVER Mackenzie Eliza | CAN | 18 FEB 1998 | 2:11.94 | | |
| 7 | KOPRIVOVA Vera | CZE | 04 AUG 1995 | 2:14.64 | | |
| 8 | VERMEULEN Tessa | NED | 29 JAN 1998 | 2:15.29 | | |

Reserves

| Name | NUSF Code | Date of Birth | Qualifying Time | Time | Rank |
|-----------------------|-----------|---------------|-----------------|------|------|
| ZEREN Halime Zulal | TUR | 15 APR 1995 | 2:15.53 | | |
| EVANS Charlotte Melis | GBR | 06 SEP 1997 | 2:15.72 | | |

Note:

Consult competition schedule in INFO for heat start times

Legend:

UR Universiade Record WR World record



RESULTS

比賽成績

| | Record | Name | NUSF Code | Location | Date |
|----|---------|-----------------|-----------|----------------|-------------|
| WR | 2:04.06 | FRANKLIN MISSY | USA | LONDON (GBR) | 03 AUG 2012 |
| UR | 2:08.91 | PROUD STEPHANIE | GBR | BELGRADE (SRB) | 06 JUL 2009 |

Semifinal 1

Event No. 6

| Rank | Lane | Name | NUSF Code | R.T. | 50m | 100m | 150m | Time | Time Behind |
|------|------|---------------------------|-----------|------|-----------|----------------------|----------------------|-------------------------|-------------|
| 1 | 4 | WHITTAKER Sian Monique | AUS | 0.80 | (1) 30.33 | (1) 1:03.29 32.96 | (1) 1:36.93 33.64 | 2:10.10 33.17 | |
| 2 | 5 | ALEXANDER Bridgette Kylea | USA | 0.85 | (3) 30.87 | (2) 1:03.50 32.63 | (2) 1:37.31 33.81 | 2:11.14 33.83 | 1.04 |
| 3 | 6 | GRAF Lisa | GER | 0.92 | (5) 31.52 | (5) 1:04.90 33.38 | (4) 1:38.92 34.02 | 2:11.76 32.84 | 1.66 |
| 4 | 3 | GOTO Mayuko | JPN | 0.94 | (4) 31.13 | (3) 1:04.35 33.22 | (3) 1:38.48 34.13 | 2:12.17 33.69 | 2.07 |
| 5 | 1 | LAEMMLER Nadine Marion | GER | 0.68 | (2) 30.73 | (4) 1:04.47 33.74 | (5) 1:39.14 34.67 | 2:13.81 34.67 | 3.71 |
| 6 | 7 | VAN BERKEL Martina Eva | SUI | 0.82 | (8) 32.35 | (8) 1:06.58 34.23 | (8) 1:41.08 34.50 | 2:14.05 32.97 | 3.95 |
| 7 | 8 | MAZUTAITYTE Ugne | LTU | 0.80 | (7) 31.94 | (7) 1:06.05 34.11 | (6) 1:40.49 34.44 | 2:14.87 34.38 | 4.77 |
| 8 | 2 | NAZIEBLO Klaudia Patrycj | POL | 0.78 | (6) 31.60 | (6) 1:05.63 34.03 | (7) 1:40.93 35.30 | 2:15.86 34.93 | 5.76 |

Semifinal 2

| Rank | Lane | Name | NUSF Code | R.T. | 50m | 100m | 150m | Time | Time Behind |
|------|------|------------------------|-----------|------|-----------|----------------------|----------------------|-------------------------|-------------|
| 1 | 4 | SEIDT Asia Marie | USA | 0.83 | (5) 30.94 | (3) 1:03.71 32.77 | (2) 1:37.09 33.38 | 2:10.03 32.94 | |
| 2 | 3 | PANZIERA Margherita | ITA | 0.89 | (2) 30.82 | (4) 1:03.80 32.98 | (4) 1:37.60 33.80 | 2:10.50 32.90 | 0.47 |
| 3 | 6 | GLOVER Mackenzie Eliza | CAN | 0.88 | (5) 30.94 | (2) 1:03.69 32.75 | (1) 1:37.01 33.32 | 2:10.62 33.61 | 0.59 |
| 4 | 5 | ZEVNIK Alexia | CAN | 0.86 | (1) 30.35 | (1) 1:03.46 33.11 | (3) 1:37.19 33.73 | 2:10.93 33.74 | 0.90 |
| 5 | 2 | PRIKHODKO Irina | RUS | 0.81 | (4) 30.90 | (6) 1:04.19 33.29 | (6) 1:38.64 34.45 | 2:12.87 34.23 | 2.84 |
| 6 | 1 | KONISHI Anna | JPN | 0.63 | (2) 30.82 | (5) 1:04.06 33.24 | (5) 1:38.37 34.31 | 2:13.51 35.14 | 3.48 |
| 7 | 7 | KOPRIVOVA Vera | CZE | 0.86 | (7) 31.36 | (7) 1:05.01 33.65 | (7) 1:39.70 34.69 | 2:14.18 34.48 | 4.15 |
| 8 | 8 | VERMEULEN Tessa | NED | 0.74 | (8) 32.69 | (8) 1:06.97 34.28 | (8) 1:42.01 35.04 | 2:16.44 34.43 | 6.41 |

Legend:

R.T. Reaction time UR Universiade Record WR World record



RESULTS SUMMARY

成績總表

| | Record | Name | NUSF Code | Location | Date |
|----|---------|-----------------|-----------|----------------|-------------|
| WR | 2:04.06 | FRANKLIN MISSY | USA | LONDON (GBR) | 03 AUG 2012 |
| UR | 2:08.91 | PROUD STEPHANIE | GBR | BELGRADE (SRB) | 06 JUL 2009 |

Semifinals

| | | | | | | | | | | Event No. | 6 |
|------|------|------|---------------------------|-----------|------|-----------|----------------------|----------------------|-------------------------|-------------|---|
| Rank | Heat | Lane | Name | NUSF Code | R.T. | 50m | 100m | 150m | Time | Time Behind | |
| 1 | 2 | 4 | SEIDT Asia Marie | USA | 0.83 | (5) 30.94 | (3) 1:03.71 32.77 | (2) 1:37.09 33.38 | 2:10.03 32.94 | | Q |
| 2 | 1 | 4 | WHITTAKER Sian Monique | AUS | 0.80 | (1) 30.33 | (1) 1:03.29 32.96 | (1) 1:36.93 33.64 | 2:10.10 33.17 | 0.07 | Q |
| 3 | 2 | 3 | PANZIERA Margherita | ITA | 0.89 | (2) 30.82 | (4) 1:03.80 32.98 | (4) 1:37.60 33.80 | 2:10.50 32.90 | 0.47 | Q |
| 4 | 2 | 6 | GLOVER Mackenzie Eliza | CAN | 0.88 | (5) 30.94 | (2) 1:03.69 32.75 | (1) 1:37.01 33.32 | 2:10.62 33.61 | 0.59 | Q |
| 5 | 2 | 5 | ZEVNIK Alexia | CAN | 0.86 | (1) 30.35 | (1) 1:03.46 33.11 | (3) 1:37.19 33.73 | 2:10.93 33.74 | 0.90 | Q |
| 6 | 1 | 5 | ALEXANDER Bridgette Kylea | USA | 0.85 | (3) 30.87 | (2) 1:03.50 32.63 | (2) 1:37.31 33.81 | 2:11.14 33.83 | 1.11 | Q |
| 7 | 1 | 6 | GRAF Lisa | GER | 0.92 | (5) 31.52 | (5) 1:04.90 33.38 | (4) 1:38.92 34.02 | 2:11.76 32.84 | 1.73 | Q |
| 8 | 1 | 3 | GOTO Mayuko | JPN | 0.94 | (4) 31.13 | (3) 1:04.35 33.22 | (3) 1:38.48 34.13 | 2:12.17 33.69 | 2.14 | Q |
| 9 | 2 | 2 | PRIKHODKO Irina | RUS | 0.81 | (4) 30.90 | (6) 1:04.19 33.29 | (6) 1:38.64 34.45 | 2:12.87 34.23 | 2.84 | |
| 10 | 2 | 1 | KONISHI Anna | JPN | 0.63 | (2) 30.82 | (5) 1:04.06 33.24 | (5) 1:38.37 34.31 | 2:13.51 35.14 | 3.48 | |
| 11 | 1 | 1 | LAEMMLER Nadine Marion | GER | 0.68 | (2) 30.73 | (4) 1:04.47 33.74 | (5) 1:39.14 34.67 | 2:13.81 34.67 | 3.78 | |
| 12 | 1 | 7 | VAN BERKEL Martina Eva | SUI | 0.82 | (8) 32.35 | (8) 1:06.58 34.23 | (8) 1:41.08 34.50 | 2:14.05 32.97 | 4.02 | |
| 13 | 2 | 7 | KOPRIVOVA Vera | CZE | 0.86 | (7) 31.36 | (7) 1:05.01 33.65 | (7) 1:39.70 34.69 | 2:14.18 34.48 | 4.15 | |
| 14 | 1 | 8 | MAZUTAITYTE Ugne | LTU | 0.80 | (7) 31.94 | (7) 1:06.05 34.11 | (6) 1:40.49 34.44 | 2:14.87 34.38 | 4.84 | |
| 15 | 1 | 2 | NAZIEBLO Klaudia Patrycj | POL | 0.78 | (6) 31.60 | (6) 1:05.63 34.03 | (7) 1:40.93 35.30 | 2:15.86 34.93 | 5.83 | |
| 16 | 2 | 8 | VERMEULEN Tessa | NED | 0.74 | (8) 32.69 | (8) 1:06.97 34.28 | (8) 1:42.01 35.04 | 2:16.44 34.43 | 6.41 | |

Legend:

Q Classified Final R.T. Reaction time UR Universiade Record WR World record



RESULT BOOK


29TH Summer Universiade Taipei 2017



Swimming

Women's 200m

Individual Medley





MEDALLISTS

獎牌得主

| Medal | Name | NUSF |
|--------|---------------------|--------------------------------|
| GOLD | OHASHI Yui | JPN - Japan |
| SILVER | EASTIN Ella Frances | USA - United States of America |
| BRONZE | KIM Seoyeong | KOR - Republic of Korea |



START LIST

出場名單

| | Record | Name | NUSF Code | Location | Date |
|----|---------|----------------|-----------|----------------|-------------|
| WR | 2:06.12 | HOSSZU KATINKA | HUN | KAZAN (RUS) | 03 AUG 2015 |
| UR | 2:12.07 | OHLGREN AVA | USA | BELGRADE (SRB) | 08 JUL 2009 |

Final

Event No. 16

| Lane | Name | NUSF Code | Date of Birth | Qualifying Time | Time | Rank |
|------|------------------------|-----------|---------------|-----------------|------|------|
| 1 | ZAVADOVA Barbora | CZE | 23 JAN 1993 | 2:14.53 | | |
| 2 | VERRASZTO Evelin | HUN | 17 JUL 1989 | 2:13.14 | | |
| 3 | DARCEL Sarah Elizabeth | CAN | 25 MAY 1999 | 2:12.66 | | |
| 4 | OHASHI Yui | JPN | 18 OCT 1995 | 2:12.17 | | |
| 5 | TERAMURA Miho | JPN | 27 SEP 1994 | 2:12.41 | | |
| 6 | EASTIN Ella Frances | USA | 28 MAR 1997 | 2:12.70 | | |
| 7 | KIM Seoyeong | KOR | 17 MAR 1994 | 2:14.19 | | |
| 8 | FORDE Brooke Elizabet | USA | 04 MAR 1999 | 2:14.70 | | |

Reserves

| Name | NUSF Code | Date of Birth | Qualifying Time | Time | Rank |
|------------------------|-----------|---------------|-----------------|------|------|
| VERSHININA Kristina | RUS | 09 MAY 1993 | 2:14.90 | | |
| ANDISON Bailey Saywell | CAN | 13 NOV 1997 | 2:15.28 | | |

Note:

Consult competition schedule in INFO for heat start times

Legend:

UR Universiade Record WR World record



START LIST

出場名單

| | Record | Name | NUSF Code | Location | Date |
|----|---------|----------------|-----------|----------------|-------------|
| WR | 2:06.12 | HOSSZU KATINKA | HUN | KAZAN (RUS) | 03 AUG 2015 |
| UR | 2:12.07 | OHLGREN AVA | USA | BELGRADE (SRB) | 08 JUL 2009 |

Heat 1 of 6

Event No. 16

| Lane | Name | NUSF Code | Date of Birth | Qualifying Time | Time | Rank |
|------|--------------------|-----------|---------------|-----------------|------|------|
| 3 | SALIENDRA Alliah | PHI | 31 MAY 1999 | | | |
| 4 | DOUEIHY Chrystelle | LBN | 15 FEB 1998 | 2:36.13 | | |
| 5 | DOUGHANE Lynn | LBN | 24 MAR 1997 | 2:47.30 | | |

Heat 2 of 6

| Lane | Name | NUSF Code | Date of Birth | Qualifying Time | Time | Rank |
|------|-----------------------------------|-----------|---------------|-----------------|------|------|
| 2 | HO Yan Lum Deborah | SGP | 29 JUL 1998 | 2:33.60 | | |
| 3 | REYES HINRICHSEN Daniela Cristin | CHI | 03 NOV 1990 | 2:31.74 | | |
| 4 | MONTEIRO Ana Catarina | POR | 14 AUG 1993 | 2:25.03 | | |
| 5 | ABRIL LIZARAZO Laura Daniela | COL | 22 JAN 1998 | 2:29.00 | | |
| 6 | CHAMORRO MARTINEZ Alejandra Leono | CHI | 17 DEC 1992 | 2:32.65 | | |
| 7 | GIRALDO OCAMPO Maria Paula | COL | 20 JUN 1997 | 2:33.79 | | |

Heat 3 of 6

| Lane | Name | NUSF Code | Date of Birth | Qualifying Time | Time | Rank |
|------|----------------------------|-----------|---------------|-----------------|------|------|
| 1 | LIN Xinlan | CHN | 24 JAN 1998 | 2:24.18 | | |
| 2 | SCHOENMAKER Tatjana Renske | RSA | 09 JUL 1997 | 2:23.05 | | |
| 3 | HIGGS Margaret Albury | BAH | 09 APR 1999 | 2:22.74 | | |
| 4 | VISAGIE Emily Joyce | RSA | 08 JAN 1998 | 2:21.98 | | |
| 5 | WONG Yee Ching | HKG | 19 JAN 1995 | 2:22.50 | | |
| 6 | XU Lili | CHN | 26 SEP 1991 | 2:23.00 | | |
| 7 | PERONI MALIZIA Fiamma | ARG | 23 APR 1998 | 2:23.58 | | |
| 8 | IP Rainbow | HKG | 04 FEB 1997 | 2:24.67 | | |

Heat 4 of 6

| Lane | Name | NUSF Code | Date of Birth | Qualifying Time | Time | Rank |
|------|------------------------|-----------|---------------|-----------------|------|------|
| 1 | EKSTROEM Vilma Sofia | SWE | 14 APR 1994 | 2:18.63 | | |
| 2 | TCHORZ Alicja Maria | POL | 13 AUG 1992 | 2:15.33 | | |
| 3 | FORDE Brooke Elizabeth | USA | 04 MAR 1999 | 2:13.92 | | |
| 4 | KIM Seoyeong | KOR | 17 MAR 1994 | 2:11.11 | | |
| 5 | DARCEL Sarah Elizabeth | CAN | 25 MAY 1999 | 2:12.51 | | |
| 6 | TONI Carlotta | ITA | 25 FEB 1995 | 2:14.33 | | |
| 7 | ASCHAN Patricia Rosa J | FIN | 29 APR 1994 | 2:17.67 | | |
| 8 | NEFSI Hamida Rania | ALG | 17 NOV 1997 | 2:19.42 | | |



START LIST

出場名單

| | Record | Name | NUSF Code | Location | Date |
|----|---------|----------------|-----------|----------------|-------------|
| WR | 2:06.12 | HOSSZU KATINKA | HUN | KAZAN (RUS) | 03 AUG 2015 |
| UR | 2:12.07 | OHLGREN AVA | USA | BELGRADE (SRB) | 08 JUL 2009 |

Heat 5 of 6

| Lane | Name | NUSF Code | Date of Birth | Qualifying Time | Time | Rank |
|------|-------------------------|-----------|---------------|-----------------|------|------|
| 1 | VAN BERKEL Martina Eva | SUI | 23 JAN 1989 | 2:18.52 | | |
| 2 | HARKIN Abbey Grace | AUS | 06 MAY 1998 | 2:14.98 | | |
| 3 | ANDISON Bailey Saywell | CAN | 13 NOV 1997 | 2:13.60 | | |
| 4 | EASTIN Ella Frances | USA | 28 MAR 1997 | 2:10.89 | | |
| 5 | ZAVADOVA Barbora | CZE | 23 JAN 1993 | 2:11.97 | | |
| 6 | LETRARI Laura | ITA | 08 MAR 1989 | 2:14.30 | | |
| 7 | GYORGY Reka | HUN | 25 MAY 1996 | 2:15.76 | | |
| 8 | ZUKOWSKA Paula Patrycja | POL | 30 MAR 1993 | 2:19.21 | | |

Heat 6 of 6

| Lane | Name | NUSF Code | Date of Birth | Qualifying Time | Time | Rank |
|------|------------------------------------|-----------|---------------|-----------------|------|------|
| 1 | GIRARDET Noemi | SUI | 12 DEC 1994 | 2:18.30 | | |
| 2 | KYLLIAEINEN Tanja Amanda | FIN | 30 JAN 1993 | 2:14.97 | | |
| 3 | VERRASZTO Evelin | HUN | 17 JUL 1989 | 2:12.62 | | |
| 4 | OHASHI Yui | JPN | 18 OCT 1995 | 2:09.96 | | |
| 5 | TERAMURA Miho | JPN | 27 SEP 1994 | 2:11.58 | | |
| 6 | HORSKA Kristyna | CZE | 30 SEP 1997 | 2:14.13 | | |
| 7 | VERSHININA Kristina | RUS | 09 MAY 1993 | 2:15.58 | | |
| 8 | RODRIGUEZ VILLANUEV Byanca Melissa | MEX | 13 SEP 1994 | 2:19.17 | | |

Note:

Consult competition schedule in INFO for heat start times

Legend:

UR Universiade Record WR World record



RESULTS

比賽成績

| | Record | Name | NUSF Code | Location | Date |
|----|---------|----------------|-----------|----------------|-------------|
| WR | 2:06.12 | HOSSZU KATINKA | HUN | KAZAN (RUS) | 03 AUG 2015 |
| UR | 2:12.07 | OHLGREN AVA | USA | BELGRADE (SRB) | 08 JUL 2009 |

Heat 1 of 6

Event No. 16

| Rank | Lane | Name | NUSF Code | R.T. | 50m | 100m | 150m | Time | Time Behind |
|------|------|--------------------|-----------|------|-----------|----------------------|----------------------|-------------------------|-------------|
| 1 | 4 | DOUEIHY Chrystelle | LBN | 0.80 | (1) 33.55 | (1) 1:14.23 40.68 | (1) 2:02.92 48.69 | 2:36.63 33.71 | |
| 2 | 5 | DOUGHANE Lynn | LBN | 0.76 | (2) 35.80 | (2) 1:19.58 43.78 | (2) 2:08.74 49.16 | 2:51.85 43.11 | 15.22 |
| 3 | 3 | SALIENDRA Alliah | PHI | 0.81 | (3) 41.70 | (3) 1:28.92 47.22 | (3) 2:27.69 58.77 | 3:13.65 45.96 | 37.02 |

Heat 2 of 6

| Rank | Lane | Name | NUSF Code | R.T. | 50m | 100m | 150m | Time | Time Behind |
|------|------|-----------------------|-----------|------|-----------|----------------------|----------------------|-------------------------|-------------|
| 1 | 4 | MONTEIRO Ana Catarina | POR | 0.69 | (1) 30.67 | (1) 1:06.49 35.82 | (1) 1:50.32 43.83 | 2:22.31 31.99 | |
| 2 | 3 | REYES HINRICHSSEN D | CHI | 0.71 | (2) 30.98 | (3) 1:12.01 41.03 | (2) 1:56.90 44.89 | 2:31.58 34.68 | 9.27 |
| 3 | 5 | ABRIL LIZARAZO L | COL | 0.75 | (3) 31.99 | (2) 1:09.99 38.00 | (3) 1:58.38 48.39 | 2:32.17 33.79 | 9.86 |
| 4 | 6 | CHAMORRO MARTINE A | CHI | 0.73 | (4) 32.17 | (5) 1:13.82 41.65 | (4) 1:59.50 45.68 | 2:34.74 35.24 | 12.43 |
| 5 | 7 | GIRALDO OCAMPO M | COL | 0.78 | (5) 32.28 | (4) 1:12.17 39.89 | (5) 1:59.85 47.68 | 2:35.88 36.03 | 13.57 |
| 6 | 2 | HO Yan Lum Deborah | SGP | 0.62 | (6) 33.49 | (6) 1:19.31 45.82 | (6) 2:02.79 43.48 | 2:41.90 39.11 | 19.59 |

Heat 3 of 6

| Rank | Lane | Name | NUSF Code | R.T. | 50m | 100m | 150m | Time | Time Behind |
|------|------|-----------------------|-----------|------|-----------|----------------------|----------------------|-------------------------|-------------|
| 1 | 1 | LIN Xinlan | CHN | 0.75 | (1) 29.39 | (2) 1:05.57 36.18 | (1) 1:46.26 40.69 | 2:20.14 33.88 | |
| 2 | 3 | HIGGS Margaret Albury | BAH | 0.75 | (6) 30.49 | (5) 1:07.39 36.90 | (2) 1:47.62 40.23 | 2:21.97 34.35 | 1.83 |
| 3 | 4 | VISAGIE Emily Joyce | RSA | 0.79 | (7) 30.64 | (6) 1:09.11 38.47 | (3) 1:48.92 39.81 | 2:22.84 33.92 | 2.70 |
| 4 | 5 | WONG Yee Ching | HKG | 0.71 | (3) 29.91 | (3) 1:06.36 36.45 | (6) 1:50.20 43.84 | 2:23.63 33.43 | 3.49 |
| 5 | 6 | XU Lili | CHN | 0.74 | (2) 29.85 | (1) 1:05.24 35.39 | (5) 1:50.14 44.90 | 2:24.18 34.04 | 4.04 |
| 6 | 7 | PERONI MALIZIA Fiamma | ARG | 0.81 | (4) 29.93 | (4) 1:07.22 37.29 | (7) 1:50.49 43.27 | 2:24.41 33.92 | 4.27 |
| 7 | 2 | SCHOENMAKER T | RSA | 0.71 | (8) 30.86 | (8) 1:10.55 39.69 | (4) 1:50.08 39.53 | 2:24.93 34.85 | 4.79 |
| 8 | 8 | IP Rainbow | HKG | 0.76 | (5) 30.16 | (7) 1:10.39 40.23 | (8) 1:51.48 41.09 | 2:26.23 34.75 | 6.09 |



RESULTS

比賽成績

| | Record | Name | NUSF Code | Location | Date |
|----|---------|----------------|-----------|----------------|-------------|
| WR | 2:06.12 | HOSSZU KATINKA | HUN | KAZAN (RUS) | 03 AUG 2015 |
| UR | 2:12.07 | OHLGREN AVA | USA | BELGRADE (SRB) | 08 JUL 2009 |

Heat 4 of 6

| Rank | Lane | Name | NUSF Code | R.T. | 50m | 100m | 150m | Time | Time Behind |
|------|------|------------------------|-----------|------|-----------|----------------------|----------------------|-------------------------|-------------|
| 1 | 5 | DARCEL Sarah Elizabeth | CAN | 0.66 | (1) 28.60 | (1) 1:01.81 33.21 | (1) 1:40.75 38.94 | 2:13.20 32.45 | |
| 2 | 3 | FORDE Brooke Elizabet | USA | 0.73 | (2) 28.99 | (3) 1:03.25 34.26 | (2) 1:42.81 39.56 | 2:14.88 32.07 | 1.68 |
| 3 | 4 | KIM Seoyeong | KOR | 0.72 | (4) 29.58 | (2) 1:03.08 33.50 | (3) 1:43.33 40.25 | 2:15.77 32.44 | 2.57 |
| 4 | 6 | TONI Carlotta | ITA | 0.72 | (3) 29.49 | (4) 1:04.58 35.09 | (4) 1:45.11 40.53 | 2:17.90 32.79 | 4.70 |
| 5 | 7 | ASCHAN Patricia Rosa J | FIN | 0.75 | (6) 30.28 | (5) 1:05.62 35.34 | (5) 1:45.41 39.79 | 2:18.91 33.50 | 5.71 |
| 6 | 1 | EKSTROEM Vilma Sofia | SWE | 0.71 | (5) 29.83 | (6) 1:07.28 37.45 | (6) 1:46.32 39.04 | 2:20.09 33.77 | 6.89 |
| | 2 | TCHORZ Alicja Maria | POL | | | | | DNS | |
| | 8 | NEFSI Hamida Rania | ALG | | | | | DNS | |

Heat 5 of 6

| Rank | Lane | Name | NUSF Code | R.T. | 50m | 100m | 150m | Time | Time Behind |
|------|------|-------------------------|-----------|------|-----------|----------------------|----------------------|-------------------------|-------------|
| 1 | 4 | EASTIN Ella Frances | USA | 0.73 | (3) 29.31 | (1) 1:02.73 33.42 | (1) 1:42.64 39.91 | 2:14.11 31.47 | |
| 2 | 3 | ANDISON Bailey Saywell | CAN | 0.67 | (5) 29.48 | (3) 1:03.85 34.37 | (2) 1:43.04 39.19 | 2:15.60 32.56 | 1.49 |
| 3 | 5 | ZAVADOVA Barbora | CZE | 0.72 | (1) 29.11 | (2) 1:03.83 34.72 | (3) 1:43.64 39.81 | 2:16.28 32.64 | 2.17 |
| 4 | 2 | HARKIN Abbey Grace | AUS | 0.70 | (6) 29.49 | (7) 1:04.44 34.95 | (4) 1:44.24 39.80 | 2:17.36 33.12 | 3.25 |
| 5 | 6 | LETRARI Laura | ITA | 0.66 | (2) 29.18 | (5) 1:04.22 35.04 | (7) 1:46.07 41.85 | 2:17.68 31.61 | 3.57 |
| 6 | 8 | ZUKOWSKA Paula Patrycja | POL | 0.78 | (8) 29.79 | (8) 1:04.57 34.78 | (5) 1:45.34 40.77 | 2:17.93 32.59 | 3.82 |
| 7 | 7 | GYORGY Reka | HUN | 0.68 | (7) 29.61 | (4) 1:04.06 34.45 | (6) 1:46.03 41.97 | 2:17.99 31.96 | 3.88 |
| 8 | 1 | VAN BERKEL Martina Eva | SUI | 0.64 | (4) 29.32 | (6) 1:04.27 34.95 | (8) 1:47.06 42.79 | 2:19.22 32.16 | 5.11 |



RESULTS

比賽成績

| | Record | Name | NUSF Code | Location | Date |
|----|---------|----------------|-----------|----------------|-------------|
| WR | 2:06.12 | HOSSZU KATINKA | HUN | KAZAN (RUS) | 03 AUG 2015 |
| UR | 2:12.07 | OHLGREN AVA | USA | BELGRADE (SRB) | 08 JUL 2009 |

Heat 6 of 6

| Rank | Lane | Name | NUSF Code | R.T. | 50m | 100m | 150m | Time | Time Behind |
|------|------|--------------------------|-----------|------|-----------|----------------------|----------------------|-------------------------|-------------|
| 1 | 4 | OHASHI Yui | JPN | 0.70 | (2) 28.54 | (1) 1:01.91 33.37 | (2) 1:42.01 40.10 | 2:14.45 32.44 | |
| 2 | 5 | TERAMURA Miho | JPN | 0.67 | (1) 28.38 | (2) 1:02.49 34.11 | (1) 1:41.48 38.99 | 2:15.13 33.65 | 0.68 |
| 3 | 7 | VERSHININA Kristina | RUS | 0.76 | (5) 29.55 | (4) 1:03.05 33.50 | (3) 1:42.36 39.31 | 2:15.16 32.80 | 0.71 |
| 4 | 3 | VERRASZTO Evelin | HUN | 0.75 | (3) 28.96 | (3) 1:02.63 33.67 | (4) 1:43.73 41.10 | 2:15.29 31.56 | 0.84 |
| 5 | 6 | HORSKA Kristyna | CZE | 0.76 | (7) 29.79 | (5) 1:04.79 35.00 | (5) 1:44.71 39.92 | 2:17.53 32.82 | 3.08 |
| 6 | 8 | RODRIGUEZ VILLAN B | MEX | 0.70 | (8) 30.11 | (8) 1:06.81 36.70 | (6) 1:45.64 38.83 | 2:19.92 34.28 | 5.47 |
| 7 | 1 | GIRARDET Noemi | SUI | 0.75 | (4) 29.19 | (6) 1:05.50 36.31 | (8) 1:48.95 43.45 | 2:20.39 31.44 | 5.94 |
| 8 | 2 | KYLLIAEINEN Tanja Amanda | FIN | 0.64 | (6) 29.63 | (7) 1:06.39 36.76 | (7) 1:47.68 41.29 | 2:20.76 33.08 | 6.31 |

| | | | | | | | | |
|----------------|-----|---------------|------|---------------|----|--------------------|----|--------------|
| Legend: | DNS | Did not start | R.T. | Reaction time | UR | Universiade Record | WR | World record |
|----------------|-----|---------------|------|---------------|----|--------------------|----|--------------|



RESULTS SUMMARY

成績總表

| | Record | Name | NUSF Code | Location | Date |
|----|---------|----------------|-----------|----------------|-------------|
| WR | 2:06.12 | HOSSZU KATINKA | HUN | KAZAN (RUS) | 03 AUG 2015 |
| UR | 2:12.07 | OHLGREN AVA | USA | BELGRADE (SRB) | 08 JUL 2009 |

| Heats | | | | | | | | | | Event No. 16 |
|-------|------|------|--------------------------|-----------|------|-----------|----------------------|----------------------|-------------------------|--------------|
| Rank | Heat | Lane | Name | NUSF Code | R.T. | 50m | 100m | 150m | Time | Time Behind |
| 1 | 4 | 5 | DARCEL Sarah Elizabeth | CAN | 0.66 | (1) 28.60 | (1) 1:01.81 33.21 | (1) 1:40.75 38.94 | 2:13.20 32.45 | Q |
| 2 | 5 | 4 | EASTIN Ella Frances | USA | 0.73 | (3) 29.31 | (1) 1:02.73 33.42 | (1) 1:42.64 39.91 | 2:14.11 31.47 | 0.91 Q |
| 3 | 6 | 4 | OHASHI Yui | JPN | 0.70 | (2) 28.54 | (1) 1:01.91 33.37 | (2) 1:42.01 40.10 | 2:14.45 32.44 | 1.25 Q |
| 4 | 4 | 3 | FORDE Brooke Elizabet | USA | 0.73 | (2) 28.99 | (3) 1:03.25 34.26 | (2) 1:42.81 39.56 | 2:14.88 32.07 | 1.68 Q |
| 5 | 6 | 5 | TERAMURA Miho | JPN | 0.67 | (1) 28.38 | (2) 1:02.49 34.11 | (1) 1:41.48 38.99 | 2:15.13 33.65 | 1.93 Q |
| 6 | 6 | 7 | VERSHININA Kristina | RUS | 0.76 | (5) 29.55 | (4) 1:03.05 33.50 | (3) 1:42.36 39.31 | 2:15.16 32.80 | 1.96 Q |
| 7 | 6 | 3 | VERRASZTO Evelin | HUN | 0.75 | (3) 28.96 | (3) 1:02.63 33.67 | (4) 1:43.73 41.10 | 2:15.29 31.56 | 2.09 Q |
| 8 | 5 | 3 | ANDISON Bailey Saywell | CAN | 0.67 | (5) 29.48 | (3) 1:03.85 34.37 | (2) 1:43.04 39.19 | 2:15.60 32.56 | 2.40 Q |
| 9 | 4 | 4 | KIM Seoyeong | KOR | 0.72 | (4) 29.58 | (2) 1:03.08 33.50 | (3) 1:43.33 40.25 | 2:15.77 32.44 | 2.57 Q |
| 10 | 5 | 5 | ZAVADOVA Barbora | CZE | 0.72 | (1) 29.11 | (2) 1:03.83 34.72 | (3) 1:43.64 39.81 | 2:16.28 32.64 | 3.08 Q |
| 11 | 5 | 2 | HARKIN Abbey Grace | AUS | 0.70 | (6) 29.49 | (7) 1:04.44 34.95 | (4) 1:44.24 39.80 | 2:17.36 33.12 | 4.16 Q |
| 12 | 6 | 6 | HORSKA Kristyna | CZE | 0.76 | (7) 29.79 | (5) 1:04.79 35.00 | (5) 1:44.71 39.92 | 2:17.53 32.82 | 4.33 Q |
| 13 | 5 | 6 | LETRARI Laura | ITA | 0.66 | (2) 29.18 | (5) 1:04.22 35.04 | (7) 1:46.07 41.85 | 2:17.68 31.61 | 4.48 Q |
| 14 | 4 | 6 | TONI Carlotta | ITA | 0.72 | (3) 29.49 | (4) 1:04.58 35.09 | (4) 1:45.11 40.53 | 2:17.90 32.79 | 4.70 Q |
| 15 | 5 | 8 | ZUKOWSKA Paula Patrycja | POL | 0.78 | (8) 29.79 | (8) 1:04.57 34.78 | (5) 1:45.34 40.77 | 2:17.93 32.59 | 4.73 Q |
| 16 | 5 | 7 | GYORGY Reka | HUN | 0.68 | (7) 29.61 | (4) 1:04.06 34.45 | (6) 1:46.03 41.97 | 2:17.99 31.96 | 4.79 Q |
| 17 | 4 | 7 | ASCHAN Patricia Rosa J | FIN | 0.75 | (6) 30.28 | (5) 1:05.62 35.34 | (5) 1:45.41 39.79 | 2:18.91 33.50 | 5.71 |
| 18 | 5 | 1 | VAN BERKEL Martina Eva | SUI | 0.64 | (4) 29.32 | (6) 1:04.27 34.95 | (8) 1:47.06 42.79 | 2:19.22 32.16 | 6.02 |
| 19 | 6 | 8 | RODRIGUEZ VILLAN B | MEX | 0.70 | (8) 30.11 | (8) 1:06.81 36.70 | (6) 1:45.64 38.83 | 2:19.92 34.28 | 6.72 |
| 20 | 4 | 1 | EKSTROEM Vilma Sofia | SWE | 0.71 | (5) 29.83 | (6) 1:07.28 37.45 | (6) 1:46.32 39.04 | 2:20.09 33.77 | 6.89 |
| 21 | 3 | 1 | LIN Xinlan | CHN | 0.75 | (1) 29.39 | (2) 1:05.57 36.18 | (1) 1:46.26 40.69 | 2:20.14 33.88 | 6.94 |
| 22 | 6 | 1 | GIRARDET Noemi | SUI | 0.75 | (4) 29.19 | (6) 1:05.50 36.31 | (8) 1:48.95 43.45 | 2:20.39 31.44 | 7.19 |
| 23 | 6 | 2 | KYLLIAEINEN Tanja Amanda | FIN | 0.64 | (6) 29.63 | (7) 1:06.39 36.76 | (7) 1:47.68 41.29 | 2:20.76 33.08 | 7.56 |
| 24 | 3 | 3 | HIGGS Margaret Albury | BAH | 0.75 | (6) 30.49 | (5) 1:07.39 36.90 | (2) 1:47.62 40.23 | 2:21.97 34.35 | 8.77 |
| 25 | 2 | 4 | MONTEIRO Ana Catarina | POR | 0.69 | (1) 30.67 | (1) 1:06.49 35.82 | (1) 1:50.32 43.83 | 2:22.31 31.99 | 9.11 |



RESULTS SUMMARY

成績總表

| | Record | Name | NUSF Code | Location | Date |
|----|---------|----------------|-----------|----------------|-------------|
| WR | 2:06.12 | HOSSZU KATINKA | HUN | KAZAN (RUS) | 03 AUG 2015 |
| UR | 2:12.07 | OHLGREN AVA | USA | BELGRADE (SRB) | 08 JUL 2009 |

Heats

| Rank | Heat | Lane | Name | NUSF Code | R.T. | 50m | 100m | 150m | Time | Time Behind |
|------|------|------|-----------------------|-----------|------|-----------|----------------------|----------------------|-------------------------|-------------|
| 26 | 3 | 4 | VISAGIE Emily Joyce | RSA | 0.79 | (7) 30.64 | (6) 1:09.11 38.47 | (3) 1:48.92 39.81 | 2:22.84 33.92 | 9.64 |
| 27 | 3 | 5 | WONG Yee Ching | HKG | 0.71 | (3) 29.91 | (3) 1:06.36 36.45 | (6) 1:50.20 43.84 | 2:23.63 33.43 | 10.43 |
| 28 | 3 | 6 | XU Lili | CHN | 0.74 | (2) 29.85 | (1) 1:05.24 35.39 | (5) 1:50.14 44.90 | 2:24.18 34.04 | 10.98 |
| 29 | 3 | 7 | PERONI MALIZIA Fiamma | ARG | 0.81 | (4) 29.93 | (4) 1:07.22 37.29 | (7) 1:50.49 43.27 | 2:24.41 33.92 | 11.21 |
| 30 | 3 | 2 | SCHOENMAKER T | RSA | 0.71 | (8) 30.86 | (8) 1:10.55 39.69 | (4) 1:50.08 39.53 | 2:24.93 34.85 | 11.73 |
| 31 | 3 | 8 | IP Rainbow | HKG | 0.76 | (5) 30.16 | (7) 1:10.39 40.23 | (8) 1:51.48 41.09 | 2:26.23 34.75 | 13.03 |
| 32 | 2 | 3 | REYES HINRICHSEN D | CHI | 0.71 | (2) 30.98 | (3) 1:12.01 41.03 | (2) 1:56.90 44.89 | 2:31.58 34.68 | 18.38 |
| 33 | 2 | 5 | ABRIL LIZARAZO L | COL | 0.75 | (3) 31.99 | (2) 1:09.99 38.00 | (3) 1:58.38 48.39 | 2:32.17 33.79 | 18.97 |
| 34 | 2 | 6 | CHAMORRO MARTINE A | CHI | 0.73 | (4) 32.17 | (5) 1:13.82 41.65 | (4) 1:59.50 45.68 | 2:34.74 35.24 | 21.54 |
| 35 | 2 | 7 | GIRALDO OCAMPO M | COL | 0.78 | (5) 32.28 | (4) 1:12.17 39.89 | (5) 1:59.85 47.68 | 2:35.88 36.03 | 22.68 |
| 36 | 1 | 4 | DOUEIHY Chrystelle | LBN | 0.80 | (1) 33.55 | (1) 1:14.23 40.68 | (1) 2:02.92 48.69 | 2:36.63 33.71 | 23.43 |
| 37 | 2 | 2 | HO Yan Lum Deborah | SGP | 0.62 | (6) 33.49 | (6) 1:19.31 45.82 | (6) 2:02.79 43.48 | 2:41.90 39.11 | 28.70 |
| 38 | 1 | 5 | DOUGHANE Lynn | LBN | 0.76 | (2) 35.80 | (2) 1:19.58 43.78 | (2) 2:08.74 49.16 | 2:51.85 43.11 | 38.65 |
| 39 | 1 | 3 | SALIENDRA Alliah | PHI | 0.81 | (3) 41.70 | (3) 1:28.92 47.22 | (3) 2:27.69 58.77 | 3:13.65 45.96 | 1:00.45 |
| | | 4 | TCHORZ Alicja Maria | POL | | | | | DNS | |
| | | 4 | NEFSI Hamida Rania | ALG | | | | | DNS | |

| | | | | | | | |
|---------|------------------|------|---------------|----|--------------------|----|--------------|
| Legend: | Classified Final | R.T. | Reaction time | UR | Universiade Record | WR | World record |
|---------|------------------|------|---------------|----|--------------------|----|--------------|



START LIST

出場名單

| | Record | Name | NUSF Code | Location | Date |
|----|---------|----------------|-----------|----------------|-------------|
| WR | 2:06.12 | HOSSZU KATINKA | HUN | KAZAN (RUS) | 03 AUG 2015 |
| UR | 2:12.07 | OHLGREN AVA | USA | BELGRADE (SRB) | 08 JUL 2009 |

Semifinal 1 of 2

Event No. 16

| Lane | Name | NUSF Code | Date of Birth | Qualifying Time | Time | Rank |
|------|------------------------|-----------|---------------|-----------------|------|------|
| 1 | TONI Carlotta | ITA | 25 FEB 1995 | 2:17.90 | | |
| 2 | ZAVADOVA Barbora | CZE | 23 JAN 1993 | 2:16.28 | | |
| 3 | VERSHININA Kristina | RUS | 09 MAY 1993 | 2:15.16 | | |
| 4 | EASTIN Ella Frances | USA | 28 MAR 1997 | 2:14.11 | | |
| 5 | FORDE Brooke Elizabeth | USA | 04 MAR 1999 | 2:14.88 | | |
| 6 | ANDISON Bailey Saywell | CAN | 13 NOV 1997 | 2:15.60 | | |
| 7 | HORSKA Kristyna | CZE | 30 SEP 1997 | 2:17.53 | | |
| 8 | GYORGY Reka | HUN | 25 MAY 1996 | 2:17.99 | | |

Semifinal 2 of 2

| Lane | Name | NUSF Code | Date of Birth | Qualifying Time | Time | Rank |
|------|-------------------------|-----------|---------------|-----------------|------|------|
| 1 | LETRARI Laura | ITA | 08 MAR 1989 | 2:17.68 | | |
| 2 | KIM Seoyeong | KOR | 17 MAR 1994 | 2:15.77 | | |
| 3 | TERAMURA Miho | JPN | 27 SEP 1994 | 2:15.13 | | |
| 4 | DARCEL Sarah Elizabeth | CAN | 25 MAY 1999 | 2:13.20 | | |
| 5 | OHASHI Yui | JPN | 18 OCT 1995 | 2:14.45 | | |
| 6 | VERRASZTO Evelin | HUN | 17 JUL 1989 | 2:15.29 | | |
| 7 | HARKIN Abbey Grace | AUS | 06 MAY 1998 | 2:17.36 | | |
| 8 | ZUKOWSKA Paula Patrycja | POL | 30 MAR 1993 | 2:17.93 | | |

Reserves

| Name | NUSF Code | Date of Birth | Qualifying Time | Time | Rank |
|------------------------|-----------|---------------|-----------------|------|------|
| ASCHAN Patricia Rosa J | FIN | 29 APR 1994 | 2:18.91 | | |
| VAN BERKEL Martina Eva | SUI | 23 JAN 1989 | 2:19.22 | | |

Note:
Consult competition schedule in INFO for heat start times

Legend:
UR Universiade Record WR World record



RESULTS

比賽成績

| | Record | Name | NUSF Code | Location | Date |
|----|---------|----------------|-----------|----------------|-------------|
| WR | 2:06.12 | HOSSZU KATINKA | HUN | KAZAN (RUS) | 03 AUG 2015 |
| UR | 2:12.07 | OHLGREN AVA | USA | BELGRADE (SRB) | 08 JUL 2009 |

Semifinal 1

Event No. 16

| Rank | Lane | Name | NUSF Code | R.T. | 50m | 100m | 150m | Time | Time Behind |
|------|------|------------------------|-----------|------|-----------|----------------------|----------------------|-------------------------|-------------|
| 1 | 4 | EASTIN Ella Frances | USA | 0.70 | (1) 28.69 | (1) 1:02.42 33.73 | (1) 1:41.13 38.71 | 2:12.70 31.57 | |
| 2 | 2 | ZAVADOVA Barbora | CZE | 0.73 | (3) 29.16 | (3) 1:03.44 34.28 | (3) 1:42.52 39.08 | 2:14.53 32.01 | 1.83 |
| 3 | 5 | FORDE Brooke Elizabet | USA | 0.72 | (2) 29.14 | (4) 1:03.80 34.66 | (4) 1:43.28 39.48 | 2:14.70 31.42 | 2.00 |
| 4 | 3 | VERSHININA Kristina | RUS | 0.77 | (4) 29.33 | (2) 1:02.84 33.51 | (2) 1:42.37 39.53 | 2:14.90 32.53 | 2.20 |
| 5 | 6 | ANDISON Bailey Saywell | CAN | 0.63 | (7) 29.68 | (6) 1:03.94 34.26 | (5) 1:43.34 39.40 | 2:15.28 31.94 | 2.58 |
| 6 | 7 | HORSKA Kristyna | CZE | 0.79 | (6) 29.65 | (7) 1:04.51 34.86 | (6) 1:43.52 39.01 | 2:15.41 31.89 | 2.71 |
| 7 | 8 | GYORGY Reka | HUN | 0.68 | (5) 29.54 | (5) 1:03.84 34.30 | (7) 1:44.94 41.10 | 2:17.25 32.31 | 4.55 |
| 8 | 1 | TONI Carlotta | ITA | 0.74 | (8) 29.91 | (8) 1:06.07 36.16 | (8) 1:46.42 40.35 | 2:19.09 32.67 | 6.39 |

Semifinal 2

| Rank | Lane | Name | NUSF Code | R.T. | 50m | 100m | 150m | Time | Time Behind |
|------|------|-------------------------|-----------|------|-----------|----------------------|----------------------|-------------------------|-------------|
| 1 | 5 | OHASHI Yui | JPN | 0.68 | (3) 28.49 | (2) 1:01.65 33.16 | (2) 1:40.48 38.83 | 2:12.17 31.69 | |
| 2 | 3 | TERAMURA Miho | JPN | 0.66 | (1) 28.30 | (5) 1:02.70 34.40 | (1) 1:39.93 37.23 | 2:12.41 32.48 | 0.24 |
| 3 | 4 | DARCEL Sarah Elizabeth | CAN | 0.61 | (2) 28.45 | (1) 1:01.62 33.17 | (3) 1:40.65 39.03 | 2:12.66 32.01 | 0.49 |
| 4 | 6 | VERRASZTO Evelin | HUN | 0.73 | (5) 28.60 | (3) 1:02.23 33.63 | (5) 1:42.47 40.24 | 2:13.14 30.67 | 0.97 |
| 5 | 2 | KIM Seoyeong | KOR | 0.70 | (6) 28.90 | (4) 1:02.49 33.59 | (4) 1:42.37 39.88 | 2:14.19 31.82 | 2.02 |
| 6 | 7 | HARKIN Abbey Grace | AUS | 0.69 | (7) 29.49 | (8) 1:04.11 34.62 | (6) 1:44.28 40.17 | 2:16.98 32.70 | 4.81 |
| 7 | 8 | ZUKOWSKA Paula Patrycja | POL | 0.76 | (8) 29.61 | (7) 1:04.10 34.49 | (7) 1:44.91 40.81 | 2:17.24 32.33 | 5.07 |
| 8 | 1 | LETRARI Laura | ITA | 0.64 | (3) 28.49 | (6) 1:03.26 34.77 | (8) 1:45.54 42.28 | 2:18.17 32.63 | 6.00 |

Legend:

R.T. Reaction time UR Universiade Record WR World record



RESULTS SUMMARY

成績總表

| | Record | Name | NUSF Code | Location | Date |
|----|---------|----------------|-----------|----------------|-------------|
| WR | 2:06.12 | HOSSZU KATINKA | HUN | KAZAN (RUS) | 03 AUG 2015 |
| UR | 2:12.07 | OHLGREN AVA | USA | BELGRADE (SRB) | 08 JUL 2009 |

Semifinals

Event No. 16

| Rank | Heat | Lane | Name | NUSF Code | R.T. | 50m | 100m | 150m | Time | Time Behind |
|------|------|------|-------------------------|-----------|------|-----------|----------------------|----------------------|-------------------------|-------------|
| 1 | 2 | 5 | OHASHI Yui | JPN | 0.68 | (3) 28.49 | (2) 1:01.65 33.16 | (2) 1:40.48 38.83 | 2:12.17 31.69 | Q |
| 2 | 2 | 3 | TERAMURA Miho | JPN | 0.66 | (1) 28.30 | (5) 1:02.70 34.40 | (1) 1:39.93 37.23 | 2:12.41 32.48 | 0.24 Q |
| 3 | 2 | 4 | DARCEL Sarah Elizabeth | CAN | 0.61 | (2) 28.45 | (1) 1:01.62 33.17 | (3) 1:40.65 39.03 | 2:12.66 32.01 | 0.49 Q |
| 4 | 1 | 4 | EASTIN Ella Frances | USA | 0.70 | (1) 28.69 | (1) 1:02.42 33.73 | (1) 1:41.13 38.71 | 2:12.70 31.57 | 0.53 Q |
| 5 | 2 | 6 | VERRASZTO Evelin | HUN | 0.73 | (5) 28.60 | (3) 1:02.23 33.63 | (5) 1:42.47 40.24 | 2:13.14 30.67 | 0.97 Q |
| 6 | 2 | 2 | KIM Seoyeong | KOR | 0.70 | (6) 28.90 | (4) 1:02.49 33.59 | (4) 1:42.37 39.88 | 2:14.19 31.82 | 2.02 Q |
| 7 | 1 | 2 | ZAVADOVA Barbora | CZE | 0.73 | (3) 29.16 | (3) 1:03.44 34.28 | (3) 1:42.52 39.08 | 2:14.53 32.01 | 2.36 Q |
| 8 | 1 | 5 | FORDE Brooke Elizabet | USA | 0.72 | (2) 29.14 | (4) 1:03.80 34.66 | (4) 1:43.28 39.48 | 2:14.70 31.42 | 2.53 Q |
| 9 | 1 | 3 | VERSHININA Kristina | RUS | 0.77 | (4) 29.33 | (2) 1:02.84 33.51 | (2) 1:42.37 39.53 | 2:14.90 32.53 | 2.73 |
| 10 | 1 | 6 | ANDISON Bailey Saywell | CAN | 0.63 | (7) 29.68 | (6) 1:03.94 34.26 | (5) 1:43.34 39.40 | 2:15.28 31.94 | 3.11 |
| 11 | 1 | 7 | HORSKA Kristyna | CZE | 0.79 | (6) 29.65 | (7) 1:04.51 34.86 | (6) 1:43.52 39.01 | 2:15.41 31.89 | 3.24 |
| 12 | 2 | 7 | HARKIN Abbey Grace | AUS | 0.69 | (7) 29.49 | (8) 1:04.11 34.62 | (6) 1:44.28 40.17 | 2:16.98 32.70 | 4.81 |
| 13 | 2 | 8 | ZUKOWSKA Paula Patrycja | POL | 0.76 | (8) 29.61 | (7) 1:04.10 34.49 | (7) 1:44.91 40.81 | 2:17.24 32.33 | 5.07 |
| 14 | 1 | 8 | GYORGY Reka | HUN | 0.68 | (5) 29.54 | (5) 1:03.84 34.30 | (7) 1:44.94 41.10 | 2:17.25 32.31 | 5.08 |
| 15 | 2 | 1 | LETRARI Laura | ITA | 0.64 | (3) 28.49 | (6) 1:03.26 34.77 | (8) 1:45.54 42.28 | 2:18.17 32.63 | 6.00 |
| 16 | 1 | 1 | TONI Carlotta | ITA | 0.74 | (8) 29.91 | (8) 1:06.07 36.16 | (8) 1:46.42 40.35 | 2:19.09 32.67 | 6.92 |

| | | | | | | | |
|---------|------------------|------|---------------|----|--------------------|----|--------------|
| Legend: | Classified Final | R.T. | Reaction time | UR | Universiade Record | WR | World record |
|---------|------------------|------|---------------|----|--------------------|----|--------------|



RESULT BOOK


29TH Summer Universiade Taipei 2017



Swimming

Women's 400m

Freestyle





MEDALLISTS

獎牌得主

| Medal | Name | NUSF |
|--------|--------------------|--------------------------------|
| GOLD | KOEHLER Sarah | GER - Germany |
| SILVER | EVANS Joanna Lynn | BAH - Bahamas |
| BRONZE | SCHMIDT Sierra Kai | USA - United States of America |



START LIST

出場名單

| | Record | Name | NUSF Code | Location | Date |
|----|---------|---------------|-----------|----------------------|-------------|
| WR | 3:56.46 | LEDECKY KATIE | USA | RIO DE JANEIRO (BRA) | 07 AUG 2016 |
| UR | 4:04.66 | SMITH LEAH | USA | GWANGJU (KOR) | 07 JUL 2015 |

Final

Event No. 37

| Lane | Name | NUSF Code | Date of Birth | Qualifying Time | Time | Rank |
|------|-----------------------|-----------|---------------|-----------------|------|------|
| 1 | GOSS Kennedy Alison | CAN | 19 AUG 1996 | 4:13.08 | | |
| 2 | MELVERTON Kiah Shenea | AUS | 05 NOV 1996 | 4:12.33 | | |
| 3 | QUADARELLA Simona | ITA | 18 DEC 1998 | 4:11.48 | | |
| 4 | KOEHLER Sarah | GER | 20 JUN 1994 | 4:11.28 | | |
| 5 | SCHMIDT Sierra Kai | USA | 06 MAY 1998 | 4:11.30 | | |
| 6 | MEITZ Kaersten France | USA | 04 DEC 1995 | 4:11.78 | | |
| 7 | EVANS Joanna Lynn | BAH | 25 JUL 1997 | 4:12.52 | | |
| 8 | HASSLER Julia | LIE | 27 FEB 1993 | 4:13.13 | | |

Reserves

| Name | NUSF Code | Date of Birth | Qualifying Time | Time | Rank |
|------------------------|-----------|---------------|-----------------|------|------|
| LUDLOW Danica Christin | CAN | 30 AUG 1996 | 4:13.32 | | |
| IGARASHI Chihiro | JPN | 24 MAY 1995 | 4:13.32 | | |

Note:

Consult competition schedule in INFO for heat start times

Legend:

UR Universiade Record WR World record



START LIST

出場名單

| | Record | Name | NUSF Code | Location | Date |
|----|---------|---------------|-----------|----------------------|-------------|
| WR | 3:56.46 | LEDECKY KATIE | USA | RIO DE JANEIRO (BRA) | 07 AUG 2016 |
| UR | 4:04.66 | SMITH LEAH | USA | GWANGJU (KOR) | 07 JUL 2015 |

Heat 1 of 5

Event No. 37

| Lane | Name | NUSF Code | Date of Birth | Qualifying Time | Time | Rank |
|------|----------------------------------|-----------|---------------|-----------------|------|------|
| 1 | PALETE Joyce Ann | PHI | 22 OCT 1997 | 5:29.00 | | |
| 2 | MOUALFI Sara | ALG | 19 MAY 1997 | 4:39.57 | | |
| 3 | LABANAUSKAITE Vikte | LTU | 18 MAY 1997 | 4:34.09 | | |
| 4 | DOUEIHY Chrystelle | LBN | 15 FEB 1998 | 4:32.78 | | |
| 5 | NORDENGEN-CORRIS Sasha-Lee Da Ro | RSA | 20 MAY 1997 | 4:34.00 | | |
| 6 | CARRIZO KUCHEN Olivia | ARG | 04 SEP 1997 | 4:34.21 | | |
| 7 | MATABUENA Carmenrose | PHI | 13 APR 1999 | 4:55.00 | | |

Heat 2 of 5

| Lane | Name | NUSF Code | Date of Birth | Qualifying Time | Time | Rank |
|------|------------------------------|-----------|---------------|-----------------|------|------|
| 1 | ZHU Jingwen | CHN | 10 MAY 1997 | 4:31.66 | | |
| 2 | LEE Yen Ni | TPE | 18 MAR 1996 | 4:25.22 | | |
| 3 | XU Rui | CHN | 04 APR 1996 | 4:23.00 | | |
| 4 | KRUTOHOLOVA Yuliia | UKR | 14 AUG 1999 | 4:20.14 | | |
| 5 | TIENSTRA Marieke | NED | 03 MAY 1999 | 4:21.46 | | |
| 6 | CHANG Fang Yu | TPE | 05 SEP 1995 | 4:24.30 | | |
| 7 | ABRIL LIZARAZO Laura Daniela | COL | 22 JAN 1998 | 4:29.00 | | |
| 8 | CAMAYO AGREDO Karol Daniela | COL | 17 JAN 1991 | 4:32.60 | | |

Heat 3 of 5

| Lane | Name | NUSF Code | Date of Birth | Qualifying Time | Time | Rank |
|------|---------------------------------|-----------|---------------|-----------------|------|------|
| 1 | ELHENICKA Martina | CZE | 10 OCT 1993 | 4:18.02 | | |
| 2 | ZAVADOVA Tereza | CZE | 04 JUN 1997 | 4:16.80 | | |
| 3 | DOYLE Carina Rose | NZL | 06 NOV 1993 | 4:13.61 | | |
| 4 | MOREL Alizee, Marie-E | FRA | 14 MAY 1995 | 4:13.04 | | |
| 5 | CHOI Jung Min | KOR | 12 JAN 1998 | 4:13.37 | | |
| 6 | MANGABEIRA HEITMANN Maria Paula | BRA | 31 JAN 1999 | 4:14.52 | | |
| 7 | KARPISZ Milena Klaudia | POL | 05 MAR 1997 | 4:16.90 | | |
| 8 | MARRIS Georgia Holly | NZL | 15 NOV 1996 | 4:18.80 | | |

Heat 4 of 5

| Lane | Name | NUSF Code | Date of Birth | Qualifying Time | Time | Rank |
|------|------------------------|-----------|---------------|-----------------|------|------|
| 1 | HASSLER Julia | LIE | 27 FEB 1993 | 4:12.31 | | |
| 2 | LUDLOW Danica Christin | CAN | 30 AUG 1996 | 4:11.39 | | |
| 3 | IGARASHI Chihiro | JPN | 24 MAY 1995 | 4:08.28 | | |
| 4 | EVANS Joanna Lynn | BAH | 25 JUL 1997 | 4:07.60 | | |
| 5 | MELVERTON Kiah Shenea | AUS | 05 NOV 1996 | 4:08.07 | | |
| 6 | EGOROVA Anna | RUS | 31 MAY 1998 | 4:10.47 | | |
| 7 | CAPONI Linda | ITA | 22 DEC 1998 | 4:11.88 | | |
| 8 | OPENYSHEVA Arina | RUS | 24 MAR 1999 | 4:12.52 | | |



START LIST

出場名單

| | Record | Name | NUSF Code | Location | Date |
|-----------|---------|---------------|-----------|----------------------|-------------|
| WR | 3:56.46 | LEDECKY KATIE | USA | RIO DE JANEIRO (BRA) | 07 AUG 2016 |
| UR | 4:04.66 | SMITH LEAH | USA | GWANGJU (KOR) | 07 JUL 2015 |

Heat 5 of 5

| Lane | Name | NUSF Code | Date of Birth | Qualifying Time | Time | Rank |
|------|-------------------------|-----------|---------------|-----------------|------|------|
| 1 | HATTERSLEY Camilla Mary | GBR | 24 FEB 1995 | 4:11.94 | | |
| 2 | GOSS Kennedy Alison | CAN | 19 AUG 1996 | 4:10.80 | | |
| 3 | QUADARELLA Simona | ITA | 18 DEC 1998 | 4:08.16 | | |
| 4 | KOEHLER Sarah | GER | 20 JUN 1994 | 4:06.50 | | |
| 5 | SCHMIDT Sierra Kai | USA | 06 MAY 1998 | 4:07.92 | | |
| 6 | MEITZ Kaersten France | USA | 04 DEC 1995 | 4:08.38 | | |
| 7 | TSUYUUCHI Wakaba | JPN | 14 MAY 1995 | 4:11.77 | | |
| 8 | ABERT Marion | FRA | 19 MAY 1993 | 4:12.45 | | |

Note:
Consult competition schedule in INFO for heat start times

Legend:
UR Universiade Record **WR** World record



RESULTS

比賽成績

| | Record | Name | NUSF Code | Location | Date |
|----|---------|---------------|-----------|----------------------|-------------|
| WR | 3:56.46 | LEDECKY KATIE | USA | RIO DE JANEIRO (BRA) | 07 AUG 2016 |
| UR | 4:04.66 | SMITH LEAH | USA | GWANGJU (KOR) | 07 JUL 2015 |

Heat 1 of 5

Event No. 37

| Rank | Lane | Name | NUSF Code | R.T. | Time | Time Behind |
|------|------|---|-----------|------|---------|-------------|
| 1 | 3 | LABANAUSKAITE Vikte | LTU | 0.74 | 4:32.02 | |
| | | 50m (1) 30.27 100m (2) 1:03.35 150m (2) 1:37.33 200m (2) 2:11.93 250m (1) 2:46.86 300m (1) 3:22.24 350m (1) 3:57.52 | | | | |
| | | 33.08 33.98 34.60 34.93 35.38 35.28 | | | 34.50 | |
| 2 | 6 | CARRIZO KUCHEN Olivia | ARG | 0.75 | 4:33.79 | 1.77 |
| | | 50m (2) 30.85 100m (1) 1:03.28 150m (1) 1:36.94 200m (1) 2:11.24 250m (2) 2:46.91 300m (2) 3:22.64 350m (2) 3:58.50 | | | | |
| | | 32.43 33.66 34.30 35.67 35.73 35.86 | | | 35.29 | |
| 3 | 4 | DOUEIHY Chrystelle | LBN | 0.76 | 4:40.18 | 8.16 |
| | | 50m (5) 31.91 100m (5) 1:05.90 150m (4) 1:40.92 200m (4) 2:16.88 250m (4) 2:53.06 300m (5) 3:29.84 350m (4) 4:06.08 | | | | |
| | | 33.99 35.02 35.96 36.18 36.78 36.24 | | | 34.10 | |
| 4 | 2 | MOUALFI Sara | ALG | 0.68 | 4:40.35 | 8.33 |
| | | 50m (3) 31.26 100m (4) 1:05.70 150m (3) 1:40.54 200m (3) 2:16.56 250m (3) 2:52.31 300m (3) 3:28.76 350m (3) 4:04.84 | | | | |
| | | 34.44 34.84 36.02 35.75 36.45 36.08 | | | 35.51 | |
| 5 | 5 | NORDENGEN-CORRIS S | RSA | 0.80 | 4:42.00 | 9.98 |
| | | 50m (4) 31.35 100m (3) 1:05.34 150m (5) 1:41.00 200m (5) 2:16.99 250m (5) 2:53.33 300m (4) 3:29.71 350m (5) 4:06.57 | | | | |
| | | 33.99 35.66 35.99 36.34 36.38 36.86 | | | 35.43 | |
| 6 | 1 | PALETE Joyce Ann | PHI | 0.98 | 5:46.42 | 1:14.40 |
| | | 50m (6) 36.27 100m (6) 1:16.84 150m (6) 1:59.41 200m (6) 2:44.04 250m (6) 3:28.93 300m (6) 4:14.55 350m (6) 5:01.32 | | | | |
| | | 40.57 42.57 44.63 44.89 45.62 46.77 | | | 45.10 | |
| | 7 | MATABUENA Carmenrose | PHI | | DNS | |

Heat 2 of 5

| Rank | Lane | Name | NUSF Code | R.T. | Time | Time Behind |
|------|------|---|-----------|------|---------|-------------|
| 1 | 4 | KRUTOHOLOVA Yuliia | UKR | 0.79 | 4:16.48 | |
| | | 50m (1) 29.53 100m (1) 1:01.53 150m (1) 1:33.83 200m (1) 2:06.18 250m (1) 2:38.42 300m (1) 3:11.46 350m (1) 3:44.36 | | | | |
| | | 32.00 32.30 32.35 32.24 33.04 32.90 | | | 32.12 | |
| 2 | 5 | TIENSTRA Marieke | NED | 0.79 | 4:22.41 | 5.93 |
| | | 50m (2) 30.33 100m (2) 1:03.57 150m (2) 1:37.21 200m (2) 2:10.85 250m (2) 2:44.12 300m (2) 3:17.29 350m (2) 3:50.29 | | | | |
| | | 33.24 33.64 33.64 33.27 33.17 33.00 | | | 32.12 | |
| 3 | 6 | CHANG Fang Yu | TPE | 0.78 | 4:23.38 | 6.90 |
| | | 50m (4) 30.55 100m (3) 1:04.00 150m (5) 1:38.07 200m (4) 2:11.99 250m (5) 2:45.82 300m (3) 3:19.39 350m (3) 3:52.52 | | | | |
| | | 33.45 34.07 33.92 33.83 33.57 33.13 | | | 30.86 | |
| 4 | 1 | ZHU Jingwen | CHN | 0.88 | 4:26.44 | 9.96 |
| | | 50m (5) 30.67 100m (5) 1:04.39 150m (3) 1:37.69 200m (3) 2:11.71 250m (4) 2:45.81 300m (4) 3:20.01 350m (5) 3:54.55 | | | | |
| | | 33.72 33.30 34.02 34.10 34.20 34.54 | | | 31.89 | |
| 5 | 2 | LEE Yen Ni | TPE | 0.69 | 4:27.13 | 10.65 |
| | | 50m (3) 30.40 100m (4) 1:04.08 150m (4) 1:37.76 200m (4) 2:11.99 250m (3) 2:45.77 300m (5) 3:20.02 350m (4) 3:53.71 | | | | |
| | | 33.68 33.68 34.23 33.78 34.25 33.69 | | | 33.42 | |
| 6 | 3 | XU Rui | CHN | 0.77 | 4:41.35 | 24.87 |
| | | 50m (6) 31.23 100m (6) 1:05.47 150m (6) 1:40.60 200m (6) 2:16.83 250m (6) 2:53.21 300m (6) 3:29.94 350m (6) 4:06.74 | | | | |
| | | 34.24 35.13 36.23 36.38 36.73 36.80 | | | 34.61 | |
| 7 | 8 | CAMAYO AGREDO K | COL | 0.79 | 4:44.00 | 27.52 |
| | | 50m (7) 33.24 100m (7) 1:09.44 150m (7) 1:46.16 200m (7) 2:23.09 250m (7) 2:58.43 300m (8) 3:34.14 350m (8) 4:09.85 | | | | |
| | | 36.20 36.72 36.93 35.34 35.71 35.71 | | | 34.15 | |
| 8 | 7 | ABRIL LIZARAZO L | COL | 0.75 | 4:44.02 | 27.54 |
| | | 50m (8) 33.42 100m (8) 1:09.72 150m (8) 1:46.47 200m (8) 2:23.37 250m (8) 2:58.79 300m (7) 3:34.07 350m (7) 4:09.75 | | | | |
| | | 36.30 36.75 36.90 35.42 35.28 35.68 | | | 34.27 | |



RESULTS

比賽成績

| | Record | Name | NUSF Code | Location | Date |
|----|---------|---------------|-----------|----------------------|-------------|
| WR | 3:56.46 | LEDECKY KATIE | USA | RIO DE JANEIRO (BRA) | 07 AUG 2016 |
| UR | 4:04.66 | SMITH LEAH | USA | GWANGJU (KOR) | 07 JUL 2015 |

Heat 3 of 5

| Rank | Lane | Name | NUSF Code | R.T. | Time | Time Behind |
|------|------|---|-----------|------|----------------|-------------|
| 1 | 5 | CHOI Jung Min | KOR | 0.79 | 4:19.70 | |
| | | 50m (6) 30.53 100m (4) 1:03.01 150m (3) 1:36.06 200m (2) 2:09.11 250m (1) 2:41.75 300m (1) 3:14.63 350m (1) 3:47.50 | | | | 32.20 |
| | | 32.48 33.05 33.05 32.64 32.88 32.87 | | | | |
| 2 | 6 | MANGABEIRA HEITM M | BRA | 0.71 | 4:20.61 | 0.91 |
| | | 50m (8) 30.88 100m (8) 1:03.89 150m (8) 1:37.02 200m (6) 2:10.11 250m (6) 2:43.38 300m (3) 3:16.27 350m (3) 3:49.06 | | | | 31.55 |
| | | 33.01 33.13 33.09 33.27 32.89 32.79 | | | | |
| 3 | 7 | KARPISZ Milena Klaudia | POL | 0.82 | 4:21.14 | 1.44 |
| | | 50m (7) 30.62 100m (5) 1:03.32 150m (4) 1:36.19 200m (3) 2:09.31 250m (2) 2:42.48 300m (2) 3:15.85 350m (2) 3:49.04 | | | | 32.10 |
| | | 32.70 32.87 33.12 33.17 33.37 33.19 | | | | |
| 4 | 3 | DOYLE Carina Rose | NZL | 0.74 | 4:21.79 | 2.09 |
| | | 50m (4) 30.31 100m (6) 1:03.34 150m (6) 1:36.54 200m (8) 2:10.24 250m (7) 2:43.66 300m (5) 3:16.77 350m (4) 3:49.82 | | | | 31.97 |
| | | 33.03 33.20 33.70 33.42 33.11 33.05 | | | | |
| 5 | 1 | ELHENICKA Martina | CZE | 0.79 | 4:22.94 | 3.24 |
| | | 50m (2) 30.08 100m (2) 1:02.68 150m (2) 1:35.79 200m (4) 2:09.55 250m (4) 2:43.21 300m (7) 3:17.15 350m (7) 3:51.18 | | | | 31.76 |
| | | 32.60 33.11 33.76 33.66 33.94 34.03 | | | | |
| 6 | 8 | MARRIS Georgia Holly | NZL | 0.66 | 4:23.06 | 3.36 |
| | | 50m (5) 30.44 100m (7) 1:03.43 150m (7) 1:36.79 200m (7) 2:10.13 250m (8) 2:43.84 300m (8) 3:17.79 350m (8) 3:51.19 | | | | 31.87 |
| | | 32.99 33.36 33.34 33.71 33.95 33.40 | | | | |
| 7 | 2 | ZAVADOVA Tereza | CZE | 0.82 | 4:23.07 | 3.37 |
| | | 50m (1) 30.01 100m (1) 1:02.34 150m (1) 1:35.31 200m (1) 2:08.95 250m (3) 2:42.50 300m (4) 3:16.43 350m (6) 3:50.38 | | | | 32.69 |
| | | 32.33 32.97 33.64 33.55 33.93 33.95 | | | | |
| 8 | 4 | MOREL Alizee, Marie-E | FRA | 0.73 | 4:23.37 | 3.67 |
| | | 50m (3) 30.23 100m (3) 1:02.95 150m (4) 1:36.19 200m (5) 2:09.70 250m (5) 2:43.33 300m (6) 3:16.92 350m (5) 3:50.31 | | | | 33.06 |
| | | 32.72 33.24 33.51 33.63 33.59 33.39 | | | | |

Heat 4 of 5

| Rank | Lane | Name | NUSF Code | R.T. | Time | Time Behind |
|------|------|---|-----------|------|----------------|-------------|
| 1 | 5 | MELVERTON Kiah Shenea | AUS | 0.73 | 4:12.33 | |
| | | 50m (1) 29.25 100m (2) 1:00.85 150m (2) 1:33.00 200m (2) 2:04.97 250m (2) 2:37.29 300m (2) 3:09.63 350m (3) 3:41.81 | | | | 30.52 |
| | | 31.60 32.15 31.97 32.32 32.34 32.18 | | | | |
| 2 | 4 | EVANS Joanna Lynn | BAH | 0.77 | 4:12.52 | 0.19 |
| | | 50m (3) 29.40 100m (1) 1:00.68 150m (1) 1:32.68 200m (1) 2:04.91 250m (1) 2:37.13 300m (1) 3:09.50 350m (1) 3:41.51 | | | | 31.01 |
| | | 31.28 32.00 32.23 32.22 32.37 32.01 | | | | |
| 3 | 1 | HASSLER Julia | LIE | 0.86 | 4:13.13 | 0.80 |
| | | 50m (4) 29.58 100m (3) 1:01.48 150m (3) 1:33.35 200m (3) 2:05.55 250m (3) 2:37.67 300m (3) 3:10.22 350m (2) 3:41.80 | | | | 31.33 |
| | | 31.90 31.87 32.20 32.12 32.55 31.58 | | | | |
| 4 | 2 | LUDLOW Danica Christin | CAN | 0.67 | 4:13.32 | 0.99 |
| | | 50m (2) 29.36 100m (4) 1:01.53 150m (4) 1:33.59 200m (4) 2:06.19 250m (5) 2:38.45 300m (5) 3:10.77 350m (4) 3:42.65 | | | | 30.67 |
| | | 32.17 32.06 32.60 32.26 32.32 31.88 | | | | |
| 4 | 3 | IGARASHI Chihiro | JPN | 0.69 | 4:13.32 | 0.99 |
| | | 50m (5) 29.62 100m (5) 1:01.59 150m (5) 1:33.72 200m (5) 2:06.21 250m (4) 2:38.42 300m (4) 3:10.73 350m (5) 3:42.76 | | | | 30.56 |
| | | 31.97 32.13 32.49 32.21 32.31 32.03 | | | | |
| 6 | 7 | CAPONI Linda | ITA | 0.82 | 4:14.67 | 2.34 |
| | | 50m (8) 30.21 100m (7) 1:02.01 150m (6) 1:34.51 200m (6) 2:06.56 250m (6) 2:38.93 300m (6) 3:11.09 350m (6) 3:43.48 | | | | 31.19 |
| | | 31.80 32.50 32.05 32.37 32.16 32.39 | | | | |
| 7 | 8 | OPENYSHEVA Arina | RUS | 0.68 | 4:15.36 | 3.03 |
| | | 50m (7) 29.96 100m (8) 1:02.14 150m (8) 1:34.60 200m (8) 2:07.46 250m (8) 2:40.51 300m (8) 3:13.43 350m (8) 3:44.77 | | | | 31.34 |
| | | 32.18 32.46 32.86 33.05 32.92 31.34 | | | | |
| 8 | 6 | EGOROVA Anna | RUS | 0.71 | 4:15.49 | 3.16 |
| | | 50m (6) 29.71 100m (6) 1:01.91 150m (7) 1:34.53 200m (7) 2:07.14 250m (7) 2:39.58 300m (7) 3:11.85 350m (7) 3:44.06 | | | | 31.43 |
| | | 32.20 32.62 32.61 32.44 32.27 32.21 | | | | |



RESULTS

比賽成績

| | Record | Name | NUSF Code | Location | Date |
|----|---------|---------------|-----------|----------------------|-------------|
| WR | 3:56.46 | LEDECKY KATIE | USA | RIO DE JANEIRO (BRA) | 07 AUG 2016 |
| UR | 4:04.66 | SMITH LEAH | USA | GWANGJU (KOR) | 07 JUL 2015 |

Heat 5 of 5

| Rank | Lane | Name | NUSF Code | R.T. | Time | Time Behind |
|------|------|--|-----------|------|----------------|-------------|
| 1 | 4 | KOEHLER Sarah | GER | 0.73 | 4:11.28 | |
| | | 50m (2) 29.57 100m (3) 1:01.27 31.70 150m (4) 1:33.25 31.98 200m (3) 2:05.22 31.97 250m (4) 2:36.96 31.74 300m (2) 3:08.83 31.87 350m (1) 3:40.41 31.58 30.87 | | | | |
| 2 | 5 | SCHMIDT Sierra Kai | USA | 0.79 | 4:11.30 | 0.02 |
| | | 50m (3) 29.64 100m (2) 1:01.22 31.58 150m (2) 1:33.19 31.97 200m (2) 2:05.16 31.97 250m (2) 2:36.82 31.66 300m (1) 3:08.69 31.87 350m (2) 3:40.46 31.77 30.84 | | | | |
| 3 | 3 | QUADARELLA Simona | ITA | 0.78 | 4:11.48 | 0.20 |
| | | 50m (7) 29.88 100m (4) 1:01.28 31.40 150m (3) 1:33.23 31.95 200m (4) 2:05.29 32.06 250m (3) 2:36.89 31.60 300m (2) 3:08.83 31.94 350m (3) 3:40.59 31.76 30.89 | | | | |
| 4 | 6 | MEITZ Kaersten France | USA | 0.83 | 4:11.78 | 0.50 |
| | | 50m (8) 30.08 100m (8) 1:01.87 31.79 150m (6) 1:33.63 31.76 200m (5) 2:05.67 32.04 250m (5) 2:37.53 31.86 300m (5) 3:09.43 31.90 350m (4) 3:41.21 31.78 30.57 | | | | |
| 5 | 2 | GOSS Kennedy Alison | CAN | 0.64 | 4:13.08 | 1.80 |
| | | 50m (1) 29.52 100m (1) 1:01.07 31.55 150m (1) 1:32.76 31.69 200m (1) 2:04.84 32.08 250m (1) 2:36.81 31.97 300m (4) 3:09.01 32.20 350m (5) 3:41.25 32.24 31.83 | | | | |
| 6 | 1 | HATTERSLEY Camilla Mary | GBR | 0.77 | 4:14.89 | 3.61 |
| | | 50m (3) 29.64 100m (5) 1:01.54 31.90 150m (5) 1:33.61 32.07 200m (6) 2:05.95 32.34 250m (6) 2:37.85 31.90 300m (6) 3:10.45 32.60 350m (6) 3:42.93 32.48 31.96 | | | | |
| 7 | 7 | TSUYUUCHI Wakaba | JPN | 0.65 | 4:16.70 | 5.42 |
| | | 50m (5) 29.77 100m (7) 1:01.58 31.81 150m (8) 1:34.22 32.64 200m (8) 2:06.63 32.41 250m (8) 2:39.12 32.49 300m (7) 3:11.86 32.74 350m (7) 3:44.79 32.93 31.91 | | | | |
| 8 | 8 | ABERT Marion | FRA | 0.78 | 4:17.94 | 6.66 |
| | | 50m (6) 29.80 100m (6) 1:01.57 31.77 150m (7) 1:33.92 32.35 200m (7) 2:06.29 32.37 250m (7) 2:39.06 32.77 300m (8) 3:11.87 32.81 350m (8) 3:45.36 33.49 32.58 | | | | |

| | | | | | | | | |
|----------------|-----|---------------|------|---------------|----|--------------------|----|--------------|
| Legend: | DNS | Did not start | R.T. | Reaction time | UR | Universiade Record | WR | World record |
|----------------|-----|---------------|------|---------------|----|--------------------|----|--------------|



RESULTS SUMMARY

成績總表

| | Record | Name | NUSF Code | Location | Date |
|----|---------|---------------|-----------|----------------------|-------------|
| WR | 3:56.46 | LEDECKY KATIE | USA | RIO DE JANEIRO (BRA) | 07 AUG 2016 |
| UR | 4:04.66 | SMITH LEAH | USA | GWANGJU (KOR) | 07 JUL 2015 |

Heats

Event No. 37

| Rank | Heat | Lane Name | NUSF Code | R.T. | 50m | 100m | 150m | 200m | 250m | 300m | 350m | Time | Time Behind |
|------|------|---------------------------|-----------|------|-----------|-------------|-------------|-------------|-------------|-------------|-------------|----------------|-------------|
| 1 | 5 | 4 KOEHLER Sarah | GER | 0.73 | (2) 29.57 | (3) 1:01.27 | (4) 1:33.25 | (3) 2:05.22 | (4) 2:36.96 | (2) 3:08.83 | (1) 3:40.41 | 4:11.28 | Q |
| | | | | | | 31.70 | 31.98 | 31.97 | 31.74 | 31.87 | 31.58 | 30.87 | |
| 2 | 5 | 5 SCHMIDT Sierra Kai | USA | 0.79 | (3) 29.64 | (2) 1:01.22 | (2) 1:33.19 | (2) 2:05.16 | (2) 2:36.82 | (1) 3:08.69 | (2) 3:40.46 | 4:11.30 | 0.02 Q |
| | | | | | | 31.58 | 31.97 | 31.97 | 31.66 | 31.87 | 31.77 | 30.84 | |
| 3 | 5 | 3 QUADARELLA Simona | ITA | 0.78 | (7) 29.88 | (4) 1:01.28 | (3) 1:33.23 | (4) 2:05.29 | (3) 2:36.89 | (2) 3:08.83 | (3) 3:40.59 | 4:11.48 | 0.20 Q |
| | | | | | | 31.40 | 31.95 | 32.06 | 31.60 | 31.94 | 31.76 | 30.89 | |
| 4 | 5 | 6 MEITZ Kaersten France | USA | 0.83 | (8) 30.08 | (8) 1:01.87 | (6) 1:33.63 | (5) 2:05.67 | (5) 2:37.53 | (5) 3:09.43 | (4) 3:41.21 | 4:11.78 | 0.50 Q |
| | | | | | | 31.79 | 31.76 | 32.04 | 31.86 | 31.90 | 31.78 | 30.57 | |
| 5 | 4 | 5 MELVERTON Kiah Shenea | AUS | 0.73 | (1) 29.25 | (2) 1:00.85 | (2) 1:33.00 | (2) 2:04.97 | (2) 2:37.29 | (2) 3:09.63 | (3) 3:41.81 | 4:12.33 | 1.05 Q |
| | | | | | | 31.60 | 32.15 | 31.97 | 32.32 | 32.34 | 32.18 | 30.52 | |
| 6 | 4 | 4 EVANS Joanna Lynn | BAH | 0.77 | (3) 29.40 | (1) 1:00.68 | (1) 1:32.68 | (1) 2:04.91 | (1) 2:37.13 | (1) 3:09.50 | (1) 3:41.51 | 4:12.52 | 1.24 Q |
| | | | | | | 31.28 | 32.00 | 32.23 | 32.22 | 32.37 | 32.01 | 31.01 | |
| 7 | 5 | 2 GOSS Kennedy Alison | CAN | 0.64 | (1) 29.52 | (1) 1:01.07 | (1) 1:32.76 | (1) 2:04.84 | (1) 2:36.81 | (4) 3:09.01 | (5) 3:41.25 | 4:13.08 | 1.80 Q |
| | | | | | | 31.55 | 31.69 | 32.08 | 31.97 | 32.20 | 32.24 | 31.83 | |
| 8 | 4 | 1 HASSLER Julia | LIE | 0.86 | (4) 29.58 | (3) 1:01.48 | (3) 1:33.35 | (3) 2:05.55 | (3) 2:37.67 | (3) 3:10.22 | (2) 3:41.80 | 4:13.13 | 1.85 Q |
| | | | | | | 31.90 | 31.87 | 32.20 | 32.12 | 32.55 | 31.58 | 31.33 | |
| 9 | 4 | 2 LUDLOW Danica Christin | CAN | 0.67 | (2) 29.36 | (4) 1:01.53 | (4) 1:33.59 | (4) 2:06.19 | (5) 2:38.45 | (5) 3:10.77 | (4) 3:42.65 | 4:13.32 | 2.04 |
| | | | | | | 32.17 | 32.06 | 32.60 | 32.26 | 32.32 | 31.88 | 30.67 | |
| 10 | 4 | 3 IGARASHI Chihiro | JPN | 0.69 | (5) 29.62 | (5) 1:01.59 | (5) 1:33.72 | (5) 2:06.21 | (4) 2:38.42 | (4) 3:10.73 | (5) 3:42.76 | 4:13.32 | 2.04 |
| | | | | | | 31.97 | 32.13 | 32.49 | 32.21 | 32.31 | 32.03 | 30.56 | |
| 11 | 4 | 7 CAPONI Linda | ITA | 0.82 | (8) 30.21 | (7) 1:02.01 | (6) 1:34.51 | (6) 2:06.56 | (6) 2:38.93 | (6) 3:11.09 | (6) 3:43.48 | 4:14.67 | 3.39 |
| | | | | | | 31.80 | 32.50 | 32.05 | 32.37 | 32.16 | 32.39 | 31.19 | |
| 12 | 5 | 1 HATTERSLEY Camilla Mary | GBR | 0.77 | (3) 29.64 | (5) 1:01.54 | (5) 1:33.61 | (6) 2:05.95 | (6) 2:37.85 | (6) 3:10.45 | (6) 3:42.93 | 4:14.89 | 3.61 |
| | | | | | | 31.90 | 32.07 | 32.34 | 31.90 | 32.60 | 32.48 | 31.96 | |
| 13 | 4 | 8 OPENYSHEVA Arina | RUS | 0.68 | (7) 29.96 | (8) 1:02.14 | (8) 1:34.60 | (8) 2:07.46 | (8) 2:40.51 | (8) 3:13.43 | (8) 3:44.77 | 4:15.36 | 4.08 |
| | | | | | | 32.18 | 32.46 | 32.86 | 33.05 | 32.92 | 31.34 | 30.59 | |
| 14 | 4 | 6 EGOROVA Anna | RUS | 0.71 | (6) 29.71 | (6) 1:01.91 | (7) 1:34.53 | (7) 2:07.14 | (7) 2:39.58 | (7) 3:11.85 | (7) 3:44.06 | 4:15.49 | 4.21 |
| | | | | | | 32.20 | 32.62 | 32.61 | 32.44 | 32.27 | 32.21 | 31.43 | |
| 15 | 2 | 4 KRUTOHOLOVA Yuliia | UKR | 0.79 | (1) 29.53 | (1) 1:01.53 | (1) 1:33.83 | (1) 2:06.18 | (1) 2:38.42 | (1) 3:11.46 | (1) 3:44.36 | 4:16.48 | 5.20 |
| | | | | | | 32.00 | 32.30 | 32.35 | 32.24 | 33.04 | 32.90 | 32.12 | |
| 16 | 5 | 7 TSUYUUCHI Wakaba | JPN | 0.65 | (5) 29.77 | (7) 1:01.58 | (8) 1:34.22 | (8) 2:06.63 | (8) 2:39.12 | (7) 3:11.86 | (7) 3:44.79 | 4:16.70 | 5.42 |
| | | | | | | 31.81 | 32.64 | 32.41 | 32.49 | 32.74 | 32.93 | 31.91 | |
| 17 | 5 | 8 ABERT Marion | FRA | 0.78 | (6) 29.80 | (6) 1:01.57 | (7) 1:33.92 | (7) 2:06.29 | (7) 2:39.06 | (8) 3:11.87 | (8) 3:45.36 | 4:17.94 | 6.66 |
| | | | | | | 31.77 | 32.35 | 32.37 | 32.77 | 32.81 | 33.49 | 32.58 | |
| 18 | 3 | 5 CHOI Jung Min | KOR | 0.79 | (6) 30.53 | (4) 1:03.01 | (3) 1:36.06 | (2) 2:09.11 | (1) 2:41.75 | (1) 3:14.63 | (1) 3:47.50 | 4:19.70 | 8.42 |
| | | | | | | 32.48 | 33.05 | 33.05 | 32.64 | 32.88 | 32.87 | 32.20 | |
| 19 | 3 | 6 MANGABEIRA HEITM M | BRA | 0.71 | (8) 30.88 | (8) 1:03.89 | (8) 1:37.02 | (6) 2:10.11 | (6) 2:43.38 | (3) 3:16.27 | (3) 3:49.06 | 4:20.61 | 9.33 |
| | | | | | | 33.01 | 33.13 | 33.09 | 33.27 | 32.89 | 32.79 | 31.55 | |
| 20 | 3 | 7 KARPISZ Milena Klaudia | POL | 0.82 | (7) 30.62 | (5) 1:03.32 | (4) 1:36.19 | (3) 2:09.31 | (2) 2:42.48 | (2) 3:15.85 | (2) 3:49.04 | 4:21.14 | 9.86 |
| | | | | | | 32.70 | 32.87 | 33.12 | 33.17 | 33.37 | 33.19 | 32.10 | |
| 21 | 3 | 3 DOYLE Carina Rose | NZL | 0.74 | (4) 30.31 | (6) 1:03.34 | (6) 1:36.54 | (8) 2:10.24 | (7) 2:43.66 | (5) 3:16.77 | (4) 3:49.82 | 4:21.79 | 10.51 |
| | | | | | | 33.03 | 33.20 | 33.70 | 33.42 | 33.11 | 33.05 | 31.97 | |
| 22 | 2 | 5 TIENSTRA Marieke | NED | 0.79 | (2) 30.33 | (2) 1:03.57 | (2) 1:37.21 | (2) 2:10.85 | (2) 2:44.12 | (2) 3:17.29 | (2) 3:50.29 | 4:22.41 | 11.13 |
| | | | | | | 33.24 | 33.64 | 33.64 | 33.27 | 33.17 | 33.00 | 32.12 | |
| 23 | 3 | 1 ELHENICKA Martina | CZE | 0.79 | (2) 30.08 | (2) 1:02.68 | (2) 1:35.79 | (4) 2:09.55 | (4) 2:43.21 | (7) 3:17.15 | (7) 3:51.18 | 4:22.94 | 11.66 |
| | | | | | | 32.60 | 33.11 | 33.76 | 33.66 | 33.94 | 34.03 | 31.76 | |
| 24 | 3 | 8 MARRIS Georgia Holly | NZL | 0.66 | (5) 30.44 | (7) 1:03.43 | (7) 1:36.79 | (7) 2:10.13 | (8) 2:43.84 | (8) 3:17.79 | (8) 3:51.19 | 4:23.06 | 11.78 |
| | | | | | | 32.99 | 33.36 | 33.34 | 33.71 | 33.95 | 33.40 | 31.87 | |
| 25 | 3 | 2 ZAVADOVA Tereza | CZE | 0.82 | (1) 30.01 | (1) 1:02.34 | (1) 1:35.31 | (1) 2:08.95 | (3) 2:42.50 | (4) 3:16.43 | (6) 3:50.38 | 4:23.07 | 11.79 |
| | | | | | | 32.33 | 32.97 | 33.64 | 33.55 | 33.93 | 33.95 | 32.69 | |



RESULTS SUMMARY

成績總表

| | Record | Name | NUSF Code | Location | Date |
|----|---------|---------------|-----------|----------------------|-------------|
| WR | 3:56.46 | LEDECKY KATIE | USA | RIO DE JANEIRO (BRA) | 07 AUG 2016 |
| UR | 4:04.66 | SMITH LEAH | USA | GWANGJU (KOR) | 07 JUL 2015 |

Heats

| Rank | Heat | Lane Name | NUSF Code | R.T. | 50m | 100m | 150m | 200m | 250m | 300m | 350m | Time | Time Behind |
|------|------|-------------------------|-----------|------|-----------|-------------|-------------|-------------|-------------|-------------|-------------|----------------|-------------|
| 26 | 3 | 4 MOREL Alizee, Marie-E | FRA | 0.73 | (3) 30.23 | (3) 1:02.95 | (4) 1:36.19 | (5) 2:09.70 | (5) 2:43.33 | (6) 3:16.92 | (5) 3:50.31 | 4:23.37 | 12.09 |
| | | | | | | 32.72 | 33.24 | 33.51 | 33.63 | 33.59 | 33.39 | 33.06 | |
| 27 | 2 | 6 CHANG Fang Yu | TPE | 0.78 | (4) 30.55 | (3) 1:04.00 | (5) 1:38.07 | (4) 2:11.99 | (5) 2:45.82 | (3) 3:19.39 | (3) 3:52.52 | 4:23.38 | 12.10 |
| | | | | | | 33.45 | 34.07 | 33.92 | 33.83 | 33.57 | 33.13 | 30.86 | |
| 28 | 2 | 1 ZHU Jingwen | CHN | 0.88 | (5) 30.67 | (5) 1:04.39 | (3) 1:37.69 | (3) 2:11.71 | (4) 2:45.81 | (4) 3:20.01 | (5) 3:54.55 | 4:26.44 | 15.16 |
| | | | | | | 33.72 | 33.30 | 34.02 | 34.10 | 34.20 | 34.54 | 31.89 | |
| 29 | 2 | 2 LEE Yen Ni | TPE | 0.69 | (3) 30.40 | (4) 1:04.08 | (4) 1:37.76 | (4) 2:11.99 | (3) 2:45.77 | (5) 3:20.02 | (4) 3:53.71 | 4:27.13 | 15.85 |
| | | | | | | 33.68 | 33.68 | 34.23 | 33.78 | 34.25 | 33.69 | 33.42 | |
| 30 | 1 | 3 LABANAUSKAITE Vikte | LTU | 0.74 | (1) 30.27 | (2) 1:03.35 | (2) 1:37.33 | (2) 2:11.93 | (1) 2:46.86 | (1) 3:22.24 | (1) 3:57.52 | 4:32.02 | 20.74 |
| | | | | | | 33.08 | 33.98 | 34.60 | 34.93 | 35.38 | 35.28 | 34.50 | |
| 31 | 1 | 6 CARRIZO KUCHEN Olivia | ARG | 0.75 | (2) 30.85 | (1) 1:03.28 | (1) 1:36.94 | (1) 2:11.24 | (2) 2:46.91 | (2) 3:22.64 | (2) 3:58.50 | 4:33.79 | 22.51 |
| | | | | | | 32.43 | 33.66 | 34.30 | 35.67 | 35.73 | 35.86 | 35.29 | |
| 32 | 1 | 4 DOUEIHY Chrystelle | LBN | 0.76 | (5) 31.91 | (5) 1:05.90 | (4) 1:40.92 | (4) 2:16.88 | (4) 2:53.06 | (5) 3:29.84 | (4) 4:06.08 | 4:40.18 | 28.90 |
| | | | | | | 33.99 | 35.02 | 35.96 | 36.18 | 36.78 | 36.24 | 34.10 | |
| 33 | 1 | 2 MOUALFI Sara | ALG | 0.68 | (3) 31.26 | (4) 1:05.70 | (3) 1:40.54 | (3) 2:16.56 | (3) 2:52.31 | (3) 3:28.76 | (3) 4:04.84 | 4:40.35 | 29.07 |
| | | | | | | 34.44 | 34.84 | 36.02 | 35.75 | 36.45 | 36.08 | 35.51 | |
| 34 | 2 | 3 XU Rui | CHN | 0.77 | (6) 31.23 | (6) 1:05.47 | (6) 1:40.60 | (6) 2:16.83 | (6) 2:53.21 | (6) 3:29.94 | (6) 4:06.74 | 4:41.35 | 30.07 |
| | | | | | | 34.24 | 35.13 | 36.23 | 36.38 | 36.73 | 36.80 | 34.61 | |
| 35 | 1 | 5 NORDENGEN-CORRIS S | RSA | 0.80 | (4) 31.35 | (3) 1:05.34 | (5) 1:41.00 | (5) 2:16.99 | (5) 2:53.33 | (4) 3:29.71 | (5) 4:06.57 | 4:42.00 | 30.72 |
| | | | | | | 33.99 | 35.66 | 35.99 | 36.34 | 36.38 | 36.86 | 35.43 | |
| 36 | 2 | 8 CAMAYO AGREDO K | COL | 0.79 | (7) 33.24 | (7) 1:09.44 | (7) 1:46.16 | (7) 2:23.09 | (7) 2:58.43 | (8) 3:34.14 | (8) 4:09.85 | 4:44.00 | 32.72 |
| | | | | | | 36.20 | 36.72 | 36.93 | 35.34 | 35.71 | 35.71 | 34.15 | |
| 37 | 2 | 7 ABRIL LIZARAZO L | COL | 0.75 | (8) 33.42 | (8) 1:09.72 | (8) 1:46.47 | (8) 2:23.37 | (8) 2:58.79 | (7) 3:34.07 | (7) 4:09.75 | 4:44.02 | 32.74 |
| | | | | | | 36.30 | 36.75 | 36.90 | 35.42 | 35.28 | 35.68 | 34.27 | |
| 38 | 1 | 1 PALETE Joyce Ann | PHI | 0.98 | (6) 36.27 | (6) 1:16.84 | (6) 1:59.41 | (6) 2:44.04 | (6) 3:28.93 | (6) 4:14.55 | (6) 5:01.32 | 5:46.42 | 1:35.14 |
| | | | | | | 40.57 | 42.57 | 44.63 | 44.89 | 45.62 | 46.77 | 45.10 | |
| | 1 | 7 MATABUENA Carmenrose | PHI | | | | | | | | | DNS | |

Legend:

| | | | | | | | |
|---|------------------|------|---------------|----|--------------------|----|--------------|
| Q | Classified Final | R.T. | Reaction time | UR | Universiade Record | WR | World record |
|---|------------------|------|---------------|----|--------------------|----|--------------|



RESULT BOOK


29TH Summer Universiade Taipei 2017



Swimming

Women's 400m

Individual Medley





MEDALLISTS

獎牌得主

| Medal | Name | NUSF |
|--------|---------------------|--------------------------------|
| GOLD | OHASHI Yui | JPN - Japan |
| SILVER | MCHUGH Allyson Jane | USA - United States of America |
| BRONZE | KIM Seoyeong | KOR - Republic of Korea |



START LIST

出場名單

| | Record | Name | NUSF Code | Location | Date |
|----|---------|----------------|-----------|----------------------|-------------|
| WR | 4:26.36 | HOSSZU KATINKA | HUN | RIO DE JANEIRO (BRA) | 06 AUG 2016 |
| UR | 4:37.50 | KLOCHKOVA YANA | UKR | BANGKOK (THA) | 12 AUG 2007 |

Final

Event No. 4

| Lane | Name | NUSF Code | Date of Birth | Qualifying Time | Time | Rank |
|------|------------------------|-----------|---------------|-----------------|------|------|
| 1 | TONI Carlotta | ITA | 25 FEB 1995 | 4:43.91 | | |
| 2 | FORDE Brooke Elizabet | USA | 04 MAR 1999 | 4:43.73 | | |
| 3 | DARCEL Sarah Elizabeth | CAN | 25 MAY 1999 | 4:41.90 | | |
| 4 | OHASHI Yui | JPN | 18 OCT 1995 | 4:40.82 | | |
| 5 | MCHUGH Allyson Jane | USA | 14 MAY 1997 | 4:41.47 | | |
| 6 | GYORGY Reka | HUN | 25 MAY 1996 | 4:43.52 | | |
| 7 | ZAVADOVA Barbora | CZE | 23 JAN 1993 | 4:43.82 | | |
| 8 | KIM Seoyeong | KOR | 17 MAR 1994 | 4:44.30 | | |

Reserves

| Name | NUSF Code | Date of Birth | Qualifying Time | Time | Rank |
|-----------------------|-----------|---------------|-----------------|------|------|
| TSUYUUCHI Wakaba | JPN | 14 MAY 1995 | 4:45.00 | | |
| MELVERTON Kiah Shenea | AUS | 05 NOV 1996 | 4:47.41 | | |

Note:

Consult competition schedule in INFO for heat start times

Legend:

UR Universiade Record WR World record



START LIST

出場名單

| | Record | Name | NUSF Code | Location | Date |
|----|---------|----------------|-----------|----------------------|-------------|
| WR | 4:26.36 | HOSSZU KATINKA | HUN | RIO DE JANEIRO (BRA) | 06 AUG 2016 |
| UR | 4:37.50 | KLOCHKOVA YANA | UKR | BANGKOK (THA) | 12 AUG 2007 |

Heat 1 of 3

Event No. 4

| Lane | Name | NUSF Code | Date of Birth | Qualifying Time | Time | Rank |
|------|------------------------------|-----------|---------------|-----------------|------|------|
| 2 | PERONI MALIZIA Fiamma | ARG | 23 APR 1998 | 5:01.84 | | |
| 3 | NEFSI Hamida Rania | ALG | 17 NOV 1997 | 4:52.47 | | |
| 4 | HUFNAGL Claudia | AUT | 20 MAY 1996 | 4:50.77 | | |
| 5 | ZUKOWSKA Paula Patrycja | POL | 30 MAR 1993 | 4:51.49 | | |
| 6 | KISS Dora | HUN | 28 FEB 1994 | 4:56.27 | | |
| 7 | ABRIL LIZARAZO Laura Daniela | COL | 22 JAN 1998 | 5:14.00 | | |

Heat 2 of 3

| Lane | Name | NUSF Code | Date of Birth | Qualifying Time | Time | Rank |
|------|--------------------------|-----------|---------------|-----------------|------|------|
| 1 | HORSKA Kristyna | CZE | 30 SEP 1997 | 4:48.61 | | |
| 2 | BAILEY Meg Elizabeth | AUS | 03 OCT 1996 | 4:43.67 | | |
| 3 | TSUYUUCHI Wakaba | JPN | 14 MAY 1995 | 4:39.67 | | |
| 4 | ZAVADOVA Barbora | CZE | 23 JAN 1993 | 4:35.60 | | |
| 5 | FORDE Brooke Elizabet | USA | 04 MAR 1999 | 4:39.19 | | |
| 6 | GYORGY Reka | HUN | 25 MAY 1996 | 4:41.36 | | |
| 7 | KYLLIAEINEN Tanja Amanda | FIN | 30 JAN 1993 | 4:45.33 | | |
| 8 | ASCHAN Patricia Rosa J | FIN | 29 APR 1994 | 4:49.05 | | |

Heat 3 of 3

| Lane | Name | NUSF Code | Date of Birth | Qualifying Time | Time | Rank |
|------|------------------------|-----------|---------------|-----------------|------|------|
| 1 | VERSHININA Kristina | RUS | 09 MAY 1993 | 4:47.77 | | |
| 2 | TONI Carlotta | ITA | 25 FEB 1995 | 4:42.03 | | |
| 3 | DARCEL Sarah Elizabeth | CAN | 25 MAY 1999 | 4:39.29 | | |
| 4 | OHASHI Yui | JPN | 18 OCT 1995 | 4:31.42 | | |
| 5 | KIM Seoyeong | KOR | 17 MAR 1994 | 4:35.93 | | |
| 6 | MCHUGH Allyson Jane | USA | 14 MAY 1997 | 4:40.25 | | |
| 7 | MELVERTON Kiah Shenea | AUS | 05 NOV 1996 | 4:44.06 | | |
| 8 | ANDISON Bailey Saywell | CAN | 13 NOV 1997 | 4:48.65 | | |

Note:

Consult competition schedule in INFO for heat start times

Legend:

UR Universiade Record WR World record



RESULTS

比賽成績

| | Record | Name | NUSF Code | Location | Date |
|----|---------|----------------|-----------|----------------------|-------------|
| WR | 4:26.36 | HOSSZU KATINKA | HUN | RIO DE JANEIRO (BRA) | 06 AUG 2016 |
| UR | 4:37.50 | KLOCHKOVA YANA | UKR | BANGKOK (THA) | 12 AUG 2007 |

Heat 1 of 3

Event No. 4

| Rank | Lane | Name | NUSF Code | R.T. | Time | Time Behind |
|------|------|---|-----------|---|---------|-------------|
| 1 | 5 | ZUKOWSKA Paula Patrycja | POL | 0.79 | 4:48.55 | |
| | | 50m (3) 30.71 100m (3) 1:04.76 150m (2) 1:42.47 200m (1) 2:18.65 250m (1) 2:59.92 300m (1) 3:41.72 350m (1) 4:15.79 | | 34.05 37.71 36.18 41.27 41.80 | 32.76 | |
| 2 | 4 | HUFNAGL Claudia | AUT | 0.78 | 4:53.96 | 5.41 |
| | | 50m (1) 30.25 100m (1) 1:03.95 150m (3) 1:42.60 200m (3) 2:19.99 250m (2) 3:03.40 300m (2) 3:45.53 350m (2) 4:21.13 | | 33.70 38.65 37.39 43.41 42.13 | 32.83 | |
| 3 | 6 | KISS Dora | HUN | 0.84 | 5:02.25 | 13.70 |
| | | 50m (2) 30.69 100m (2) 1:04.39 150m (1) 1:42.21 200m (2) 2:19.41 250m (3) 3:06.12 300m (3) 3:53.19 350m (3) 4:28.07 | | 33.70 37.82 37.20 46.71 47.07 | 34.18 | |
| 4 | 2 | PERONI MALIZIA Fiamma | ARG | 0.82 | 5:12.97 | 24.42 |
| | | 50m (4) 31.20 100m (4) 1:07.16 150m (4) 1:47.89 200m (4) 2:27.63 250m (4) 3:12.53 300m (4) 3:57.53 350m (4) 4:35.59 | | 35.96 40.73 39.74 44.90 45.00 | 37.38 | |
| 5 | 7 | ABRIL LIZARAZO L | COL | 0.76 | 5:25.04 | 36.49 |
| | | 50m (5) 32.34 100m (5) 1:09.80 150m (5) 1:51.99 200m (5) 2:33.02 250m (5) 3:21.75 300m (5) 4:10.17 350m (5) 4:48.23 | | 37.46 42.19 41.03 48.73 48.42 | 36.81 | |
| | 3 | NEFSI Hamida Rania | ALG | | DNS | |

Heat 2 of 3

| Rank | Lane | Name | NUSF Code | R.T. | Time | Time Behind |
|------|------|---|-----------|---|---------|-------------|
| 1 | 6 | GYORGY Reka | HUN | 0.72 | 4:43.52 | |
| | | 50m (3) 29.95 100m (5) 1:04.18 150m (2) 1:40.50 200m (1) 2:16.01 250m (3) 2:57.43 300m (3) 3:38.68 350m (3) 4:11.89 | | 34.23 36.32 35.51 41.42 41.25 | 31.63 | |
| 2 | 5 | FORDE Brooke Elizabet | USA | 0.72 | 4:43.73 | 0.21 |
| | | 50m (2) 29.93 100m (2) 1:03.63 150m (5) 1:41.33 200m (3) 2:16.60 250m (2) 2:57.18 300m (2) 3:38.13 350m (2) 4:11.77 | | 33.70 37.70 35.27 40.58 40.95 | 31.96 | |
| 3 | 4 | ZAVADOVA Barbora | CZE | 0.72 | 4:43.82 | 0.30 |
| | | 50m (5) 30.03 100m (3) 1:03.79 150m (3) 1:40.63 200m (2) 2:16.58 250m (1) 2:56.76 300m (1) 3:38.12 350m (1) 4:11.63 | | 33.76 36.84 35.95 40.18 41.36 | 32.19 | |
| 4 | 3 | TSUYUUCHI Wakaba | JPN | 0.67 | 4:45.00 | 1.48 |
| | | 50m (1) 29.48 100m (1) 1:03.22 150m (1) 1:40.34 200m (4) 2:16.77 250m (4) 2:58.08 300m (4) 3:39.51 350m (4) 4:12.70 | | 33.74 37.12 36.43 41.31 41.43 | 32.30 | |
| 5 | 2 | BAILEY Meg Elizabeth | AUS | 0.75 | 4:48.87 | 5.35 |
| | | 50m (4) 30.00 100m (4) 1:03.93 150m (4) 1:41.18 200m (5) 2:18.38 250m (5) 2:59.10 300m (5) 3:40.65 350m (5) 4:15.07 | | 33.93 37.25 37.20 40.72 41.55 | 33.80 | |
| 6 | 1 | HORSKA Kristyna | CZE | 0.86 | 4:51.03 | 7.51 |
| | | 50m (7) 30.64 100m (8) 1:06.45 150m (6) 1:43.83 200m (6) 2:21.59 250m (6) 3:02.07 300m (6) 3:44.23 350m (6) 4:17.86 | | 35.81 37.38 37.76 40.48 42.16 | 33.17 | |
| 7 | 8 | ASCHAN Patricia Rosa J | FIN | 0.74 | 4:57.38 | 13.86 |
| | | 50m (8) 30.80 100m (7) 1:06.04 150m (7) 1:44.91 200m (7) 2:23.17 250m (7) 3:04.66 300m (7) 3:47.56 350m (7) 4:23.32 | | 35.24 38.87 38.26 41.49 42.90 | 34.06 | |
| 8 | 7 | KYLLIAEINEN Tanja Amanda | FIN | 0.66 | 5:03.34 | 19.82 |
| | | 50m (6) 30.45 100m (6) 1:05.35 150m (8) 1:45.11 200m (8) 2:23.78 250m (8) 3:07.30 300m (8) 3:51.67 350m (8) 4:27.66 | | 34.90 39.76 38.67 43.52 44.37 | 35.99 | |



RESULTS

比賽成績

| | Record | Name | NUSF Code | Location | Date |
|----|---------|----------------|-----------|----------------------|-------------|
| WR | 4:26.36 | HOSSZU KATINKA | HUN | RIO DE JANEIRO (BRA) | 06 AUG 2016 |
| UR | 4:37.50 | KLOCHKOVA YANA | UKR | BANGKOK (THA) | 12 AUG 2007 |

Heat 3 of 3

| Rank | Lane | Name | NUSF Code | R.T. | Time | Time Behind |
|---------------|---------------------------|-------------------------------|---------------------------|---------------------------|---------------------------|---------------------------|
| 1 | 4 | OHASHI Yui | JPN | 0.68 | 4:40.82 | |
| 50m (3) 30.02 | 100m (1) 1:02.22 32.20 | 150m (1) 1:37.71 35.49 | 200m (1) 2:12.48 34.77 | 250m (1) 2:53.75 41.27 | 300m (1) 3:33.57 39.82 | 350m (1) 4:07.77 34.20 |
| 2 | 6 | MCHUGH Allyson Jane | USA | 0.81 | 4:41.47 | 0.65 |
| 50m (6) 30.53 | 100m (5) 1:04.62 34.09 | 150m (4) 1:41.66 37.04 | 200m (4) 2:17.16 35.50 | 250m (4) 2:57.40 40.24 | 300m (4) 3:37.98 40.58 | 350m (3) 4:10.74 32.76 |
| 3 | 3 | DARCEL Sarah Elizabeth | CAN | 0.63 | 4:41.90 | 1.08 |
| 50m (1) 29.65 | 100m (3) 1:03.56 33.91 | 150m (2) 1:39.28 35.72 | 200m (2) 2:14.48 35.20 | 250m (2) 2:54.78 40.30 | 300m (2) 3:35.48 40.70 | 350m (2) 4:09.03 33.55 |
| 4 | 2 | TONI Carlotta | ITA | 0.72 | 4:43.91 | 3.09 |
| 50m (7) 31.00 | 100m (7) 1:05.72 34.72 | 150m (6) 1:42.26 36.54 | 200m (6) 2:17.82 35.56 | 250m (5) 2:58.15 40.33 | 300m (5) 3:38.62 40.47 | 350m (5) 4:11.90 33.28 |
| 5 | 5 | KIM Seoyeong | KOR | 0.70 | 4:44.30 | 3.48 |
| 50m (2) 29.71 | 100m (2) 1:03.21 33.50 | 150m (3) 1:39.47 36.26 | 200m (3) 2:14.99 35.52 | 250m (3) 2:56.19 41.20 | 300m (3) 3:37.96 41.77 | 350m (4) 4:11.05 33.09 |
| 6 | 7 | MELVERTON Kiah Shenea | AUS | 0.72 | 4:47.41 | 6.59 |
| 50m (5) 30.45 | 100m (4) 1:04.48 34.03 | 150m (7) 1:43.30 38.82 | 200m (7) 2:21.55 38.25 | 250m (7) 3:02.07 40.52 | 300m (7) 3:42.80 40.73 | 350m (7) 4:15.87 33.07 |
| 7 | 1 | VERSHININA Kristina | RUS | 0.80 | 4:48.68 | 7.86 |
| 50m (4) 30.03 | 100m (6) 1:05.42 35.39 | 150m (5) 1:41.67 36.25 | 200m (5) 2:17.77 36.10 | 250m (6) 2:59.14 41.37 | 300m (6) 3:40.51 41.37 | 350m (6) 4:14.89 34.38 |
| 8 | 8 | ANDISON Bailey Saywell | CAN | 0.71 | 4:52.65 | 11.83 |
| 50m (8) 32.12 | 100m (8) 1:07.32 35.20 | 150m (8) 1:46.27 38.95 | 200m (8) 2:23.78 37.51 | 250m (8) 3:04.09 40.31 | 300m (8) 3:45.16 41.07 | 350m (8) 4:19.43 34.27 |

| | | | | | | | | |
|----------------|-----|---------------|------|---------------|----|--------------------|----|--------------|
| Legend: | DNS | Did not start | R.T. | Reaction time | UR | Universiade Record | WR | World record |
|----------------|-----|---------------|------|---------------|----|--------------------|----|--------------|



RESULTS SUMMARY

成績總表

| | Record | Name | NUSF Code | Location | Date |
|----|---------|----------------|-----------|----------------------|-------------|
| WR | 4:26.36 | HOSSZU KATINKA | HUN | RIO DE JANEIRO (BRA) | 06 AUG 2016 |
| UR | 4:37.50 | KLOCHKOVA YANA | UKR | BANGKOK (THA) | 12 AUG 2007 |

Heats

Event No. 4

| Rank | Heat | Lane Name | NUSF Code | R.T. | 50m | 100m | 150m | 200m | 250m | 300m | 350m | Time | Time Behind |
|------|------|----------------------------|-----------|------|-----------|-------------|-------------|-------------|-------------|-------------|-------------|----------------|-------------|
| 1 | 3 | 4 OHASHI Yui | JPN | 0.68 | (3) 30.02 | (1) 1:02.22 | (1) 1:37.71 | (1) 2:12.48 | (1) 2:53.75 | (1) 3:33.57 | (1) 4:07.77 | 4:40.82 | Q |
| | | | | | | 32.20 | 35.49 | 34.77 | 41.27 | 39.82 | 34.20 | 33.05 | |
| 2 | 3 | 6 MCHUGH Allyson Jane | USA | 0.81 | (6) 30.53 | (5) 1:04.62 | (4) 1:41.66 | (4) 2:17.16 | (4) 2:57.40 | (4) 3:37.98 | (3) 4:10.74 | 4:41.47 | 0.65 Q |
| | | | | | | 34.09 | 37.04 | 35.50 | 40.24 | 40.58 | 32.76 | 30.73 | |
| 3 | 3 | 3 DARCEL Sarah Elizabeth | CAN | 0.63 | (1) 29.65 | (3) 1:03.56 | (2) 1:39.28 | (2) 2:14.48 | (2) 2:54.78 | (2) 3:35.48 | (2) 4:09.03 | 4:41.90 | 1.08 Q |
| | | | | | | 33.91 | 35.72 | 35.20 | 40.30 | 40.70 | 33.55 | 32.87 | |
| 4 | 2 | 6 GYORGY Reka | HUN | 0.72 | (3) 29.95 | (5) 1:04.18 | (2) 1:40.50 | (1) 2:16.01 | (3) 2:57.43 | (3) 3:38.68 | (3) 4:11.89 | 4:43.52 | 2.70 Q |
| | | | | | | 34.23 | 36.32 | 35.51 | 41.42 | 41.25 | 33.21 | 31.63 | |
| 5 | 2 | 5 FORDE Brooke Elizabet | USA | 0.72 | (2) 29.93 | (2) 1:03.63 | (5) 1:41.33 | (3) 2:16.60 | (2) 2:57.18 | (2) 3:38.13 | (2) 4:11.77 | 4:43.73 | 2.91 Q |
| | | | | | | 33.70 | 37.70 | 35.27 | 40.58 | 40.95 | 33.64 | 31.96 | |
| 6 | 2 | 4 ZAVADOVA Barbora | CZE | 0.72 | (5) 30.03 | (3) 1:03.79 | (3) 1:40.63 | (2) 2:16.58 | (1) 2:56.76 | (1) 3:38.12 | (1) 4:11.63 | 4:43.82 | 3.00 Q |
| | | | | | | 33.76 | 36.84 | 35.95 | 40.18 | 41.36 | 33.51 | 32.19 | |
| 7 | 3 | 2 TONI Carlotta | ITA | 0.72 | (7) 31.00 | (7) 1:05.72 | (6) 1:42.26 | (6) 2:17.82 | (5) 2:58.15 | (5) 3:38.62 | (5) 4:11.90 | 4:43.91 | 3.09 Q |
| | | | | | | 34.72 | 36.54 | 35.56 | 40.33 | 40.47 | 33.28 | 32.01 | |
| 8 | 3 | 5 KIM Seoyeong | KOR | 0.70 | (2) 29.71 | (2) 1:03.21 | (3) 1:39.47 | (3) 2:14.99 | (3) 2:56.19 | (3) 3:37.96 | (4) 4:11.05 | 4:44.30 | 3.48 Q |
| | | | | | | 33.50 | 36.26 | 35.52 | 41.20 | 41.77 | 33.09 | 33.25 | |
| 9 | 2 | 3 TSUYUUCHI Wakaba | JPN | 0.67 | (1) 29.48 | (1) 1:03.22 | (1) 1:40.34 | (4) 2:16.77 | (4) 2:58.08 | (4) 3:39.51 | (4) 4:12.70 | 4:45.00 | 4.18 |
| | | | | | | 33.74 | 37.12 | 36.43 | 41.31 | 41.43 | 33.19 | 32.30 | |
| 10 | 3 | 7 MELVERTON Kiah Shenea | AUS | 0.72 | (5) 30.45 | (4) 1:04.48 | (7) 1:43.30 | (7) 2:21.55 | (7) 3:02.07 | (7) 3:42.80 | (7) 4:15.87 | 4:47.41 | 6.59 |
| | | | | | | 34.03 | 38.82 | 38.25 | 40.52 | 40.73 | 33.07 | 31.54 | |
| 11 | 1 | 5 ZUKOWSKA Paula Patrycja | POL | 0.79 | (3) 30.71 | (3) 1:04.76 | (2) 1:42.47 | (1) 2:18.65 | (1) 2:59.92 | (1) 3:41.72 | (1) 4:15.79 | 4:48.55 | 7.73 |
| | | | | | | 34.05 | 37.71 | 36.18 | 41.27 | 41.80 | 34.07 | 32.76 | |
| 12 | 3 | 1 VERSHININA Kristina | RUS | 0.80 | (4) 30.03 | (6) 1:05.42 | (5) 1:41.67 | (5) 2:17.77 | (6) 2:59.14 | (6) 3:40.51 | (6) 4:14.89 | 4:48.68 | 7.86 |
| | | | | | | 35.39 | 36.25 | 36.10 | 41.37 | 41.37 | 34.38 | 33.79 | |
| 13 | 2 | 2 BAILEY Meg Elizabeth | AUS | 0.75 | (4) 30.00 | (4) 1:03.93 | (4) 1:41.18 | (5) 2:18.38 | (5) 2:59.10 | (5) 3:40.65 | (5) 4:15.07 | 4:48.87 | 8.05 |
| | | | | | | 33.93 | 37.25 | 37.20 | 40.72 | 41.55 | 34.42 | 33.80 | |
| 14 | 2 | 1 HORSKA Kristyna | CZE | 0.86 | (7) 30.64 | (8) 1:06.45 | (6) 1:43.83 | (6) 2:21.59 | (6) 3:02.07 | (6) 3:44.23 | (6) 4:17.86 | 4:51.03 | 10.21 |
| | | | | | | 35.81 | 37.38 | 37.76 | 40.48 | 42.16 | 33.63 | 33.17 | |
| 15 | 3 | 8 ANDISON Bailey Saywell | CAN | 0.71 | (8) 32.12 | (8) 1:07.32 | (8) 1:46.27 | (8) 2:23.78 | (8) 3:04.09 | (8) 3:45.16 | (8) 4:19.43 | 4:52.65 | 11.83 |
| | | | | | | 35.20 | 38.95 | 37.51 | 40.31 | 41.07 | 34.27 | 33.22 | |
| 16 | 1 | 4 HUFNAGL Claudia | AUT | 0.78 | (1) 30.25 | (1) 1:03.95 | (3) 1:42.60 | (3) 2:19.99 | (2) 3:03.40 | (2) 3:45.53 | (2) 4:21.13 | 4:53.96 | 13.14 |
| | | | | | | 33.70 | 38.65 | 37.39 | 43.41 | 42.13 | 35.60 | 32.83 | |
| 17 | 2 | 8 ASCHAN Patricia Rosa J | FIN | 0.74 | (8) 30.80 | (7) 1:06.04 | (7) 1:44.91 | (7) 2:23.17 | (7) 3:04.66 | (7) 3:47.56 | (7) 4:23.32 | 4:57.38 | 16.56 |
| | | | | | | 35.24 | 38.87 | 38.26 | 41.49 | 42.90 | 35.76 | 34.06 | |
| 18 | 1 | 6 KISS Dora | HUN | 0.84 | (2) 30.69 | (2) 1:04.39 | (1) 1:42.21 | (2) 2:19.41 | (3) 3:06.12 | (3) 3:53.19 | (3) 4:28.07 | 5:02.25 | 21.43 |
| | | | | | | 33.70 | 37.82 | 37.20 | 46.71 | 47.07 | 34.88 | 34.18 | |
| 19 | 2 | 7 KYLLIAEINEN Tanja Amanda | FIN | 0.66 | (6) 30.45 | (6) 1:05.35 | (8) 1:45.11 | (8) 2:23.78 | (8) 3:07.30 | (8) 3:51.67 | (8) 4:27.66 | 5:03.34 | 22.52 |
| | | | | | | 34.90 | 39.76 | 38.67 | 43.52 | 44.37 | 35.99 | 35.68 | |
| 20 | 1 | 2 PERONI MALIZIA Fiamma | ARG | 0.82 | (4) 31.20 | (4) 1:07.16 | (4) 1:47.89 | (4) 2:27.63 | (4) 3:12.53 | (4) 3:57.53 | (4) 4:35.59 | 5:12.97 | 32.15 |
| | | | | | | 35.96 | 40.73 | 39.74 | 44.90 | 45.00 | 38.06 | 37.38 | |
| 21 | 1 | 7 ABRIL LIZARAZO L | COL | 0.76 | (5) 32.34 | (5) 1:09.80 | (5) 1:51.99 | (5) 2:33.02 | (5) 3:21.75 | (5) 4:10.17 | (5) 4:48.23 | 5:25.04 | 44.22 |
| | | | | | | 37.46 | 42.19 | 41.03 | 48.73 | 48.42 | 38.06 | 36.81 | |
| | 1 | 3 NEFSI Hamida Rania | ALG | | | | | | | | | DNS | |

| | | | | | | | |
|----------------|---------------|---|------------------|------|---------------|----|--------------------|
| Legend: | | | | | | | |
| DNS | Did not start | Q | Classified Final | R.T. | Reaction time | UR | Universiade Record |
| WR | World record | | | | | | |





RESULT BOOK


29TH Summer Universiade Taipei 2017



Swimming

Women's 4x100m

Freestyle Relay





MEDALLISTS RELAY

獎牌得主

| Medal | NUSF | Name |
|--------|--------------------------------|--|
| GOLD | CAN - Canada | SAVARD Katerine KEIRE Jacqueline FOURNIER Sarah ZEVNIK Alexia |
| SILVER | RUS - Russian Federation | KAMENEVA Mariia LAPSHINA Polina GUZHENKOVA Anastasia OPENYSHEVA Arina |
| BRONZE | USA - United States of America | BALDWIN Caroline Grace RASMUS Claire Elizabet KONOPKA Katrina Marie BURCHILL Veronica |



START LIST

出賽名單

| | Record | NUSF (Relay) | Location | Date |
|-----------|---------|-------------------|----------------------|-------------|
| WR | 3:30.65 | AUS-AUSTRALIA | RIO DE JANEIRO (BRA) | 06 AUG 2016 |
| UR | 3:38.12 | USA-UNITED STATES | GWANGJU (KOR) | 04 JUL 2015 |

Final

Event No. 8

| Lane | NUSF | Name | Date of Birth | Qualifying Time | Time | Rank |
|------|------------------------------------|-----------------------------|---------------|-----------------|------|------|
| 1 | CAN - CANADA | SAVARD Katerine | 26 MAY 1993 | 3:43.99 | | |
| | | KEIRE Jacqueline | 19 OCT 1994 | | | |
| | | FOURNIER Sarah | 5 JUL 1996 | | | |
| | | ZEVNIK Alexia | 4 MAR 1994 | | | |
| 2 | JPN - JAPAN | IGARASHI Chihiro | 24 MAY 1995 | 3:42.80 | | |
| | | OMOTO Rika | 8 MAY 1997 | | | |
| | | IWAMOTO Ayu | 27 NOV 1996 | | | |
| | | WATANABE Kanako | 15 NOV 1996 | | | |
| 3 | BRA - BRAZIL | MARTINS DE OLIVEIRA Larissa | 16 FEB 1993 | 3:42.23 | | |
| | | HARRISON MARCHIO A | 13 MAY 1993 | | | |
| | | DUARTE LYRIO Manuella | 27 JUL 1989 | | | |
| | | LOPES FERREIRA DE P Daynara | 25 JUL 1989 | | | |
| 4 | USA - UNITED STATES of AMERICA | BALDWIN Caroline Grace | 26 FEB 1996 | 3:41.30 | | |
| | | RASMUS Claire Elizabet | 10 DEC 1996 | | | |
| | | KONOPKA Katrina Marie | 14 APR 1997 | | | |
| | | BURCHILL Veronica | 11 OCT 1997 | | | |
| 5 | RUS - RUSSIAN FEDERATION | KAMENEVA Mariia | 27 MAY 1999 | 3:41.89 | | |
| | | LAPSHINA Polina | 14 NOV 1995 | | | |
| | | GUZHENKOVA Anastasia | 16 AUG 1997 | | | |
| | | OPENYSHEVA Arina | 24 MAR 1999 | | | |
| 6 | ITA - ITALY | PEZZATO Aglaia | 22 APR 1994 | 3:42.34 | | |
| | | BIAGIOLI Paola | 6 APR 1997 | | | |
| | | CERACCHI Rachele | 25 OCT 1998 | | | |
| | | LETRARI Laura | 8 MAR 1989 | | | |
| 7 | GBR - UNITED KINGDOM of G.B. & N.I | HOPE Lucy Rebecca | 30 JAN 1997 | 3:42.94 | | |
| | | JACKSON Jessica Maria | 10 SEP 1997 | | | |
| | | GREENSLADE Kathryn Sian | 18 JAN 1998 | | | |
| | | HOPKIN Anna Elizabeth | 24 APR 1996 | | | |
| 8 | FRA - FRANCE | TOUATI Assia, Anais, N | 23 APR 1995 | 3:44.83 | | |
| | | MOREL Alizee, Marie-E | 14 MAY 1995 | | | |
| | | PETIT Cassandra | 10 APR 1995 | | | |
| | | ABERT Marion | 19 MAY 1993 | | | |

Reserves

| NUSF | Name | Date of Birth | Qualifying Time | Time | Rank |
|-----------------|------|---------------|-----------------|------|------|
| AUS - AUSTRALIA | | | 3:45.09 | | |
| POL - POLAND | | | 3:46.95 | | |

Note:

Consult competition schedule in INFO for heat start times

Legend:

UR Universiade Record WR World record



START LIST

出賽名單

| | Record | NUSF (Relay) | Location | Date |
|-----------|---------|-------------------|----------------------|-------------|
| WR | 3:30.65 | AUS-AUSTRALIA | RIO DE JANEIRO (BRA) | 06 AUG 2016 |
| UR | 3:38.12 | USA-UNITED STATES | GWANGJU (KOR) | 04 JUL 2015 |

Heat 1 of 3

Event No. 8

| Lane | NUSF | Qualifying Time | Time | Rank |
|------|-----------------|-----------------|------|------|
| 3 | CHN - CHINA | | | |
| 4 | CHI - CHILE | 4:09.51 | | |
| 5 | NGR - NIGERIA | 4:47.91 | | |
| 6 | ARG - ARGENTINA | | | |

Heat 2 of 3

| Lane | NUSF | Qualifying Time | Time | Rank |
|------|-------------------------|-----------------|------|------|
| 1 | NED - NETHERLANDS | 3:57.00 | | |
| 2 | HKG - HONG KONG, CHINA | 3:45.77 | | |
| 3 | BRA - BRAZIL | 3:41.58 | | |
| 4 | ITA - ITALY | 3:35.90 | | |
| 5 | CAN - CANADA | 3:37.65 | | |
| 6 | KOR - REPUBLIC of KOREA | 3:43.73 | | |
| 7 | AUS - AUSTRALIA | 3:48.01 | | |
| 8 | PHI - PHILIPPINES | 4:05.00 | | |

Heat 3 of 3

| Lane | NUSF | Qualifying Time | Time | Rank |
|------|------------------------------------|-----------------|------|------|
| 1 | TPE - CHINESE TAIPEI | 3:50.66 | | |
| 2 | FRA - FRANCE | 3:44.43 | | |
| 3 | RUS - RUSSIAN FEDERATION | 3:37.68 | | |
| 4 | USA - UNITED STATES of AMERICA | 3:31.89 | | |
| 5 | JPN - JAPAN | 3:36.74 | | |
| 6 | GBR - UNITED KINGDOM of G.B. & N.I | 3:43.00 | | |
| 7 | POL - POLAND | 3:48.00 | | |
| 8 | FIN - FINLAND | 3:57.92 | | |

Note:

Consult competition schedule in INFO for heat start times

Legend:

UR Universiade Record **WR** World record



RESULTS

比賽成績

| | Record | NUSF (Relay) | Location | Date |
|----|---------|-------------------|----------------------|-------------|
| WR | 3:30.65 | AUS-AUSTRALIA | RIO DE JANEIRO (BRA) | 06 AUG 2016 |
| UR | 3:38.12 | USA-UNITED STATES | GWANGJU (KOR) | 04 JUL 2015 |

Heat 1 of 3

Event No. 8

| Rank | Lane | NUSF Name | R.T. | 50m | 100m | Time | Time Behind |
|------|------|------------------------|------|-------|---------|----------------|-------------|
| 1 | 3 | CHN - CHINA | | | | 3:56.79 | |
| | | WU Tong | 0.70 | 28.91 | 59.11 | (2) 59.11 | |
| | | ZHU Xiaotong | 0.54 | 27.99 | 59.29 | (1) 1:58.40 | |
| | | XU Jue | 0.60 | 28.80 | 59.72 | (1) 2:58.12 | |
| | | XU Lili | 0.41 | 28.69 | 58.67 | (1) 3:56.79 | |
| 2 | 6 | ARG - ARGENTINA | | | | 3:59.67 | 2.88 |
| | | DIAZ Maria Belen | 0.72 | 28.27 | 58.53 | (1) 58.53 | |
| | | PERONI MALIZIA Fiamma | 0.56 | 29.20 | 1:00.81 | (2) 1:59.34 | |
| | | CARRIZO KUCHEN Olivia | 0.54 | 29.40 | 1:00.49 | (2) 2:59.83 | |
| | | PANZINI Florencia | 0.29 | 28.48 | 59.84 | (2) 3:59.67 | |
| 3 | 4 | CHI - CHILE | | | | 4:11.75 | 14.96 |
| | | REYES HINRICHSSEN D | 0.68 | 29.46 | 1:01.28 | (3) 1:01.28 | |
| | | SPUHR RAMIREZ M | 0.52 | 30.62 | 1:04.34 | (3) 2:05.62 | |
| | | CHANUAR Leila Andrea | 0.45 | 29.40 | 1:02.66 | (3) 3:08.28 | |
| | | CHAMORRO MARTINE A | 0.38 | 30.69 | 1:03.47 | (3) 4:11.75 | |
| 5 | | NGR - NIGERIA | | | | DNS | |



RESULTS

比賽成績

| | Record | NUSF (Relay) | Location | Date |
|----|---------|-------------------|----------------------|-------------|
| WR | 3:30.65 | AUS-AUSTRALIA | RIO DE JANEIRO (BRA) | 06 AUG 2016 |
| UR | 3:38.12 | USA-UNITED STATES | GWANGJU (KOR) | 04 JUL 2015 |

Heat 2 of 3

| Rank | Lane | NUSF Name | R.T. | 50m | 100m | Time | Time Behind |
|------|------|--------------------------------|------|-------|---------|----------------|-------------|
| 1 | 3 | BRA - BRAZIL | | | | 3:42.23 | |
| | | MARTINS DE OLIVEIRA Larissa | 0.68 | 26.59 | 54.96 | (2) 54.96 | |
| | | HARRISON MARCHIO A | 0.19 | 26.46 | 55.71 | (1) 1:50.67 | |
| | | DUARTE LYRIO Manuella | 0.22 | 26.29 | 55.35 | (1) 2:46.02 | |
| | | LOPES FERREIRA DE P Daynara | 0.65 | 27.54 | 56.21 | (1) 3:42.23 | |
| 2 | 4 | ITA - ITALY | | | | 3:42.34 | 0.11 |
| | | CERACCHI Rachele | 0.71 | 27.30 | 56.51 | (5) 56.51 | |
| | | PEZZATO Aglaia | 0.24 | 26.18 | 55.26 | (4) 1:51.77 | |
| | | BIAGIOLI Paola | 0.22 | 26.25 | 55.59 | (2) 2:47.36 | |
| | | LETRARI Laura | 0.19 | 26.49 | 54.98 | (2) 3:42.34 | |
| 3 | 5 | CAN - CANADA | | | | 3:43.99 | 1.76 |
| | | FOURNIER Sarah | 0.70 | 27.03 | 56.34 | (3) 56.34 | |
| | | KEIRE Jacqueline | 0.27 | 26.79 | 55.33 | (2) 1:51.67 | |
| | | GOSS Kennedy Alison | 0.30 | 27.10 | 56.07 | (3) 2:47.74 | |
| | | WOG Kelsey Lauren | 0.51 | 27.07 | 56.25 | (3) 3:43.99 | |
| 4 | 7 | AUS - AUSTRALIA | | | | 3:45.09 | 2.86 |
| | | HARKIN Abbey Grace | 0.70 | 27.35 | 56.53 | (6) 56.53 | |
| | | TAYLOR Laura Jane | 0.59 | 27.06 | 56.41 | (5) 1:52.94 | |
| | | WHITTAKER Sian Monique | 0.19 | 27.12 | 56.29 | (4) 2:49.23 | |
| | | COONEY Gemma Jane Isab | 0.42 | 26.90 | 55.86 | (4) 3:45.09 | |
| 5 | 2 | HKG - HONG KONG, CHINA | | | | 3:48.02 | 5.79 |
| | | HAUGHEY Siobhan Bernadette | 0.70 | 25.84 | 53.83 | (1) 53.83 | |
| | | TAM Hoi Lam | 0.52 | 27.46 | 57.87 | (3) 1:51.70 | |
| | | CHAN Kin Lok | 0.51 | 27.97 | 58.11 | (5) 2:49.81 | |
| | | YU Wai Ting | 0.33 | 27.54 | 58.21 | (5) 3:48.02 | |
| 6 | 1 | NED - NETHERLANDS | | | | 3:48.86 | 6.63 |
| | | TOUSSAINT Kira Marije | 0.62 | 26.89 | 56.38 | (4) 56.38 | |
| | | VERMEULEN Tessa | 0.23 | 27.18 | 57.23 | (6) 1:53.61 | |
| | | ZANDRINGA Kinge | 0.19 | 27.51 | 58.41 | (7) 2:52.02 | |
| | | TIENSTRA Marieke | 0.33 | 27.41 | 56.84 | (6) 3:48.86 | |
| 7 | 6 | KOR - REPUBLIC OF KOREA | | | | 3:49.41 | 7.18 |
| | | CHOI Hae Min | 0.63 | 27.27 | 56.55 | (7) 56.55 | |
| | | HWANG Seojin | 0.34 | 26.96 | 57.10 | (7) 1:53.65 | |
| | | PARK Hanbyeol | 0.36 | 27.35 | 57.42 | (6) 2:51.07 | |
| | | CHOI Jung Min | 0.63 | 28.16 | 58.34 | (7) 3:49.41 | |
| 8 | 8 | PHI - PHILIPPINES | | | | 5:45.40 | 2:03.17 |
| | | YBANEZ Aubrey | 0.95 | 37.17 | 1:18.89 | (8) 1:18.89 | |
| | | VILLANUEVA Martina Jennel | 0.48 | 38.77 | 1:23.72 | (8) 2:42.61 | |
| | | MIRASOL Jazmine Franche | 0.58 | 40.09 | 1:26.15 | (8) 4:08.76 | |
| | | REYES Macy | 0.50 | 44.87 | 1:36.64 | (8) 5:45.40 | |



RESULTS

比賽成績

| | Record | NUSF (Relay) | Location | Date |
|----|---------|-------------------|----------------------|-------------|
| WR | 3:30.65 | AUS-AUSTRALIA | RIO DE JANEIRO (BRA) | 06 AUG 2016 |
| UR | 3:38.12 | USA-UNITED STATES | GWANGJU (KOR) | 04 JUL 2015 |

Heat 3 of 3

| Rank | Lane | NUSF Name | R.T. | 50m | 100m | Time | Time Behind |
|------|------|---------------------------------------|------|-------|-------|----------------|-------------|
| 1 | 4 | USA - UNITED STATES of AMERICA | | | | 3:41.30 | |
| | | RASMUS Claire Elizabet | 0.67 | 27.29 | 55.50 | (2) 55.50 | |
| | | KONOPKA Katrina Marie | 0.44 | 26.04 | 55.20 | (1) 1:50.70 | |
| | | DRABOT Katherine Grace | 0.40 | 26.69 | 55.37 | (1) 2:46.07 | |
| | | MC LAUGHLIN Kathryn Ann | 0.48 | 26.82 | 55.23 | (1) 3:41.30 | |
| 2 | 3 | RUS - RUSSIAN FEDERATION | | | | 3:41.89 | 0.59 |
| | | BAKLAKOVA Mariia | 0.67 | 27.01 | 56.41 | (3) 56.41 | |
| | | LAPSHINA Polina | 0.18 | 26.06 | 54.89 | (3) 1:51.30 | |
| | | GUZHENKOVA Anastasia | 0.25 | 26.30 | 55.17 | (2) 2:46.47 | |
| | | OPENYSHEVA Arina | 0.30 | 27.29 | 55.42 | (2) 3:41.89 | |
| 3 | 5 | JPN - JAPAN | | | | 3:42.80 | 1.50 |
| | | IGARASHI Chihiro | 0.65 | 27.13 | 55.40 | (1) 55.40 | |
| | | OMOTO Rika | 0.34 | 26.48 | 55.37 | (2) 1:50.77 | |
| | | IWAMOTO Ayu | 0.35 | 26.83 | 55.96 | (3) 2:46.73 | |
| | | WATANABE Kanako | 0.19 | 26.55 | 56.07 | (3) 3:42.80 | |
| 4 | 6 | GBR - UNITED KINGDOM of. | | | | 3:42.94 | 1.64 |
| | | JACKSON Jessica Maria | 0.67 | 26.66 | 56.46 | (4) 56.46 | |
| | | GREENSLADE Kathryn Sian | 0.39 | 27.06 | 56.16 | (4) 1:52.62 | |
| | | HOPE Lucy Rebecca | 0.35 | 26.34 | 55.44 | (4) 2:48.06 | |
| | | HOPKIN Anna Elizabeth | 0.42 | 26.03 | 54.88 | (4) 3:42.94 | |
| 5 | 2 | FRA - FRANCE | | | | 3:44.83 | 3.53 |
| | | VIGUIER Manon, Lea | 0.74 | 27.47 | 57.54 | (6) 57.54 | |
| | | TOUATI Assia, Anais, N | 0.03 | 26.73 | 55.76 | (5) 1:53.30 | |
| | | PETIT Cassandra | 0.50 | 26.40 | 55.85 | (5) 2:49.15 | |
| | | MOREL Alizee, Marie-E | 0.23 | 26.91 | 55.68 | (5) 3:44.83 | |
| 6 | 7 | POL - POLAND | | | | 3:46.95 | 5.65 |
| | | SZTANDERA Dominika Anna | 0.66 | 27.04 | 56.58 | (5) 56.58 | |
| | | CIESLAK Joanna | 0.10 | 27.42 | 57.70 | (6) 1:54.28 | |
| | | GRALEWSKA Kalina | 0.26 | 26.94 | 56.36 | (6) 2:50.64 | |
| | | DOWGIERT Anna | 0.36 | 27.00 | 56.31 | (6) 3:46.95 | |
| 7 | 1 | TPE - CHINESE TAIPEI | | | | 3:53.36 | 12.06 |
| | | LEE Yen Ni | 0.70 | 27.57 | 58.51 | (8) 58.51 | |
| | | MO Li Err | 0.28 | 27.10 | 57.50 | (7) 1:56.01 | |
| | | CHANG Fang Yu | 0.63 | 27.89 | 58.58 | (7) 2:54.59 | |
| | | HSU An | 0.44 | 28.05 | 58.77 | (7) 3:53.36 | |
| 8 | 8 | FIN - FINLAND | | | | 3:55.45 | 14.15 |
| | | TEIJONSALO Fanny Emilia | 0.65 | 27.76 | 57.80 | (7) 57.80 | |
| | | ASCHAN Patricia Rosa J | 0.27 | 28.55 | 59.15 | (8) 1:56.95 | |
| | | NORISMAA Nea Elisabet | 0.33 | 28.26 | 59.36 | (8) 2:56.31 | |
| | | KYLLIAEINEN Tanja Amanda | 0.12 | 28.03 | 59.14 | (8) 3:55.45 | |

| | | | | | | | | |
|----------------|-----|---------------|------|---------------|----|--------------------|----|--------------|
| Legend: | DNS | Did not start | R.T. | Reaction time | UR | Universiade Record | WR | World record |
|----------------|-----|---------------|------|---------------|----|--------------------|----|--------------|



RESULTS SUMMARY

成績總表

| | Record | NUSF (Relay) | Location | Date |
|----|---------|-------------------|----------------------|-------------|
| WR | 3:30.65 | AUS-AUSTRALIA | RIO DE JANEIRO (BRA) | 06 AUG 2016 |
| UR | 3:38.12 | USA-UNITED STATES | GWANGJU (KOR) | 04 JUL 2015 |

| Heats | | | | | | | | Event No. | 8 |
|-------|------|------|---------------------------------------|------|-------|-------|----------------|-------------|---|
| Rank | Heat | Lane | NUSF Name | R.T. | 50m | 100m | Time | Time Behind | |
| 1 | 3 | 4 | USA - UNITED STATES of AMERICA | | | | 3:41.30 | Q | |
| | | | RASMUS Claire Elizabet | 0.67 | 27.29 | 55.50 | (2) 55.50 | | |
| | | | KONOPKA Katrina Marie | 0.44 | 26.04 | 55.20 | (1) 1:50.70 | | |
| | | | DRABOT Katherine Grace | 0.40 | 26.69 | 55.37 | (1) 2:46.07 | | |
| | | | MC LAUGHLIN Kathryn Ann | 0.48 | 26.82 | 55.23 | (1) 3:41.30 | | |
| 2 | 3 | 3 | RUS - RUSSIAN FEDERATION | | | | 3:41.89 | 0.59 Q | |
| | | | BAKLAKOVA Mariia | 0.67 | 27.01 | 56.41 | (3) 56.41 | | |
| | | | LAPSHINA Polina | 0.18 | 26.06 | 54.89 | (3) 1:51.30 | | |
| | | | GUZHENKOVA Anastasia | 0.25 | 26.30 | 55.17 | (2) 2:46.47 | | |
| | | | OPENYSHEVA Arina | 0.30 | 27.29 | 55.42 | (2) 3:41.89 | | |
| 3 | 2 | 3 | BRA - BRAZIL | | | | 3:42.23 | 0.93 Q | |
| | | | MARTINS DE OLIVEIRA Larissa | 0.68 | 26.59 | 54.96 | (2) 54.96 | | |
| | | | HARRISON MARCHIO A | 0.19 | 26.46 | 55.71 | (1) 1:50.67 | | |
| | | | DUARTE LYRIO Manuella | 0.22 | 26.29 | 55.35 | (1) 2:46.02 | | |
| | | | LOPES FERREIRA DE P Daynara | 0.65 | 27.54 | 56.21 | (1) 3:42.23 | | |
| 4 | 2 | 4 | ITA - ITALY | | | | 3:42.34 | 1.04 Q | |
| | | | CERACCHI Rachele | 0.71 | 27.30 | 56.51 | (5) 56.51 | | |
| | | | PEZZATO Aglaia | 0.24 | 26.18 | 55.26 | (4) 1:51.77 | | |
| | | | BIAGIOLI Paola | 0.22 | 26.25 | 55.59 | (2) 2:47.36 | | |
| | | | LETRARI Laura | 0.19 | 26.49 | 54.98 | (2) 3:42.34 | | |
| 5 | 3 | 5 | JPN - JAPAN | | | | 3:42.80 | 1.50 Q | |
| | | | IGARASHI Chihiro | 0.65 | 27.13 | 55.40 | (1) 55.40 | | |
| | | | OMOTO Rika | 0.34 | 26.48 | 55.37 | (2) 1:50.77 | | |
| | | | IWAMOTO Ayu | 0.35 | 26.83 | 55.96 | (3) 2:46.73 | | |
| | | | WATANABE Kanako | 0.19 | 26.55 | 56.07 | (3) 3:42.80 | | |
| 6 | 3 | 6 | GBR - UNITED KINGDOM of. | | | | 3:42.94 | 1.64 Q | |
| | | | JACKSON Jessica Maria | 0.67 | 26.66 | 56.46 | (4) 56.46 | | |
| | | | GREENSLADE Kathryn Sian | 0.39 | 27.06 | 56.16 | (4) 1:52.62 | | |
| | | | HOPE Lucy Rebecca | 0.35 | 26.34 | 55.44 | (4) 2:48.06 | | |
| | | | HOPKIN Anna Elizabeth | 0.42 | 26.03 | 54.88 | (4) 3:42.94 | | |
| 7 | 2 | 5 | CAN - CANADA | | | | 3:43.99 | 2.69 Q | |
| | | | FOURNIER Sarah | 0.70 | 27.03 | 56.34 | (3) 56.34 | | |
| | | | KEIRE Jacqueline | 0.27 | 26.79 | 55.33 | (2) 1:51.67 | | |
| | | | GOSS Kennedy Alison | 0.30 | 27.10 | 56.07 | (3) 2:47.74 | | |
| | | | WOG Kelsey Lauren | 0.51 | 27.07 | 56.25 | (3) 3:43.99 | | |
| 8 | 3 | 2 | FRA - FRANCE | | | | 3:44.83 | 3.53 Q | |
| | | | VIGUIER Manon, Lea | 0.74 | 27.47 | 57.54 | (6) 57.54 | | |
| | | | TOUATI Assia, Anais, N | 0.03 | 26.73 | 55.76 | (5) 1:53.30 | | |
| | | | PETIT Cassandra | 0.50 | 26.40 | 55.85 | (5) 2:49.15 | | |
| | | | MOREL Alizee, Marie-E | 0.23 | 26.91 | 55.68 | (5) 3:44.83 | | |
| 9 | 2 | 7 | AUS - AUSTRALIA | | | | 3:45.09 | 3.79 | |
| | | | HARKIN Abbey Grace | 0.70 | 27.35 | 56.53 | (6) 56.53 | | |
| | | | TAYLOR Laura Jane | 0.59 | 27.06 | 56.41 | (5) 1:52.94 | | |
| | | | WHITTAKER Sian Monique | 0.19 | 27.12 | 56.29 | (4) 2:49.23 | | |
| | | | COONEY Gemma Jane Isab | 0.42 | 26.90 | 55.86 | (4) 3:45.09 | | |
| 10 | 3 | 7 | POL - POLAND | | | | 3:46.95 | 5.65 | |
| | | | SZTANDERA Dominika Anna | 0.66 | 27.04 | 56.58 | (5) 56.58 | | |
| | | | CIESLAK Joanna | 0.10 | 27.42 | 57.70 | (6) 1:54.28 | | |
| | | | GRALEWSKA Kalina | 0.26 | 26.94 | 56.36 | (6) 2:50.64 | | |
| | | | DOWGIERT Anna | 0.36 | 27.00 | 56.31 | (6) 3:46.95 | | |



RESULTS SUMMARY

成績總表

| | Record | NUSF (Relay) | Location | Date |
|-----------|---------|-------------------|----------------------|-------------|
| WR | 3:30.65 | AUS-AUSTRALIA | RIO DE JANEIRO (BRA) | 06 AUG 2016 |
| UR | 3:38.12 | USA-UNITED STATES | GWANGJU (KOR) | 04 JUL 2015 |

Heats

| Rank | Heat | Lane | NUSF Name | R.T. | 50m | 100m | Time | Time Behind |
|------|------|------|--------------------------------|------|-------|---------|----------------|-------------|
| 11 | 2 | 2 | HKG - HONG KONG, CHINA | | | | 3:48.02 | 6.72 |
| | | | HAUGHEY Siobhan Bernadette | 0.70 | 25.84 | 53.83 | (1) 53.83 | |
| | | | TAM Hoi Lam | 0.52 | 27.46 | 57.87 | (3) 1:51.70 | |
| | | | CHAN Kin Lok | 0.51 | 27.97 | 58.11 | (5) 2:49.81 | |
| | | | YU Wai Ting | 0.33 | 27.54 | 58.21 | (5) 3:48.02 | |
| 12 | 2 | 1 | NED - NETHERLANDS | | | | 3:48.86 | 7.56 |
| | | | TOUSSAINT Kira Marije | 0.62 | 26.89 | 56.38 | (4) 56.38 | |
| | | | VERMEULEN Tessa | 0.23 | 27.18 | 57.23 | (6) 1:53.61 | |
| | | | ZANDRINGA Kinge | 0.19 | 27.51 | 58.41 | (7) 2:52.02 | |
| | | | TIENSTRA Marieke | 0.33 | 27.41 | 56.84 | (6) 3:48.86 | |
| 13 | 2 | 6 | KOR - REPUBLIC OF KOREA | | | | 3:49.41 | 8.11 |
| | | | CHOI Hae Min | 0.63 | 27.27 | 56.55 | (7) 56.55 | |
| | | | HWANG Seojin | 0.34 | 26.96 | 57.10 | (7) 1:53.65 | |
| | | | PARK Hanbyeol | 0.36 | 27.35 | 57.42 | (6) 2:51.07 | |
| | | | CHOI Jung Min | 0.63 | 28.16 | 58.34 | (7) 3:49.41 | |
| 14 | 3 | 1 | TPE - CHINESE TAIPEI | | | | 3:53.36 | 12.06 |
| | | | LEE Yen Ni | 0.70 | 27.57 | 58.51 | (8) 58.51 | |
| | | | MO Li Err | 0.28 | 27.10 | 57.50 | (7) 1:56.01 | |
| | | | CHANG Fang Yu | 0.63 | 27.89 | 58.58 | (7) 2:54.59 | |
| | | | HSU An | 0.44 | 28.05 | 58.77 | (7) 3:53.36 | |
| 15 | 3 | 8 | FIN - FINLAND | | | | 3:55.45 | 14.15 |
| | | | TEIJONSALO Fanny Emilia | 0.65 | 27.76 | 57.80 | (7) 57.80 | |
| | | | ASCHAN Patricia Rosa J | 0.27 | 28.55 | 59.15 | (8) 1:56.95 | |
| | | | NORISMAA Nea Elisabet | 0.33 | 28.26 | 59.36 | (8) 2:56.31 | |
| | | | KYLLIAEINEN Tanja Amanda | 0.12 | 28.03 | 59.14 | (8) 3:55.45 | |
| 16 | 1 | 3 | CHN - CHINA | | | | 3:56.79 | 15.49 |
| | | | WU Tong | 0.70 | 28.91 | 59.11 | (2) 59.11 | |
| | | | ZHU Xiaotong | 0.54 | 27.99 | 59.29 | (1) 1:58.40 | |
| | | | XU Jue | 0.60 | 28.80 | 59.72 | (1) 2:58.12 | |
| | | | XU Lili | 0.41 | 28.69 | 58.67 | (1) 3:56.79 | |
| 17 | 1 | 6 | ARG - ARGENTINA | | | | 3:59.67 | 18.37 |
| | | | DIAZ Maria Belen | 0.72 | 28.27 | 58.53 | (1) 58.53 | |
| | | | PERONI MALIZIA Fiamma | 0.56 | 29.20 | 1:00.81 | (2) 1:59.34 | |
| | | | CARRIZO KUCHEN Olivia | 0.54 | 29.40 | 1:00.49 | (2) 2:59.83 | |
| | | | PANZINI Florencia | 0.29 | 28.48 | 59.84 | (2) 3:59.67 | |
| 18 | 1 | 4 | CHI - CHILE | | | | 4:11.75 | 30.45 |
| | | | REYES HINRICHSEN D | 0.68 | 29.46 | 1:01.28 | (3) 1:01.28 | |
| | | | SPUHR RAMIREZ M | 0.52 | 30.62 | 1:04.34 | (3) 2:05.62 | |
| | | | CHANUAR Leila Andrea | 0.45 | 29.40 | 1:02.66 | (3) 3:08.28 | |
| | | | CHAMORRO MARTINE A | 0.38 | 30.69 | 1:03.47 | (3) 4:11.75 | |
| 19 | 2 | 8 | PHI - PHILIPPINES | | | | 5:45.40 | 2:04.10 |
| | | | YBANEZ Aubrey | 0.95 | 37.17 | 1:18.89 | (8) 1:18.89 | |
| | | | VILLANUEVA Martina Jennel | 0.48 | 38.77 | 1:23.72 | (8) 2:42.61 | |
| | | | MIRASOL Jazmine Franche | 0.58 | 40.09 | 1:26.15 | (8) 4:08.76 | |
| | | | REYES Macy | 0.50 | 44.87 | 1:36.64 | (8) 5:45.40 | |
| | 1 | 5 | NGR - NIGERIA | | | | DNS | |

Legend:

| | | | | | | | |
|------------|---------------|----------|------------------|-------------|---------------|-----------|--------------------|
| DNS | Did not start | Q | Classified Final | R.T. | Reaction time | UR | Universiade Record |
| WR | World record | | | | | | |




RESULT BOOK

29TH Summer Universiade Taipei 2017



Swimming

Men's 400m Freestyle





MEDALLISTS

獎牌得主

| Medal | Name | NUSF |
|--------|--------------------------|-------------------------------------|
| GOLD | ROMANCHUK Mykhailo | UKR - Ukraine |
| SILVER | LELLIOTT Jay Steven John | GBR - United Kingdom of G.B. & N.I. |
| BRONZE | SHOULTS Grant Myers | USA - United States of America |



START LIST

出場名單

| | Record | Name | NUSF Code | Location | Date |
|----|---------|--------------------|-----------|----------------|-------------|
| WR | 3:40.07 | BIEDERMANN PAUL | GER | ROME (ITA) | 26 JUL 2009 |
| UR | 3:46.72 | STANCZYK PREMYSŁAW | POL | BELGRADE (SRB) | 05 JUL 2009 |

Final

Event No. 1

| Lane | Name | NUSF Code | Date of Birth | Qualifying Time | Time | Rank |
|------|--------------------------|-----------|---------------|-----------------|------|------|
| 1 | BAGSHAW Jeremy Soong Ji | CAN | 21 APR 1992 | 3:50.89 | | |
| 2 | HUTCHINS Matthew Taylor | NZL | 19 SEP 1994 | 3:49.93 | | |
| 3 | FROLOV Sergii | UKR | 14 APR 1992 | 3:49.67 | | |
| 4 | LELLIOTT Jay Steven John | GBR | 01 FEB 1995 | 3:48.30 | | |
| 5 | ROMANCHUK Mykhailo | UKR | 07 AUG 1996 | 3:48.73 | | |
| 6 | D'ARRIGO Andrea Mitchell | USA | 28 APR 1995 | 3:49.84 | | |
| 7 | SHOULTS Grant Myers | USA | 06 JUN 1997 | 3:50.19 | | |
| 8 | PAULSSON Adam Lennart | SWE | 14 MAR 1995 | 3:51.19 | | |

Reserves

| Name | NUSF Code | Date of Birth | Qualifying Time | Time | Rank |
|----------------------|-----------|---------------|-----------------|------|------|
| BOUCHAUT Joris, Levy | FRA | 27 JUN 1995 | 3:52.22 | | |
| HAGINO Kosuke | JPN | 15 AUG 1994 | 3:52.24 | | |

Note:

Consult competition schedule in INFO for heat start times

Legend:

UR Universiade Record WR World record



START LIST

出場名單

| | Record | Name | NUSF Code | Location | Date |
|----|---------|--------------------|-----------|----------------|-------------|
| WR | 3:40.07 | BIEDERMANN PAUL | GER | ROME (ITA) | 26 JUL 2009 |
| UR | 3:46.72 | STANCZYK PREMYSLAW | POL | BELGRADE (SRB) | 05 JUL 2009 |

Heat 1 of 6

Event No. 1

| Lane | Name | NUSF Code | Date of Birth | Qualifying Time | Time | Rank |
|------|-------------------------------|-----------|---------------|-----------------|------|------|
| 3 | AL KHADHURI Musallam Abdullah | OMA | 28 JAN 1992 | 4:30.22 | | |
| 4 | UETT Hendrik | EST | 02 JUL 1998 | 4:21.00 | | |
| 5 | PAAVO Sander | EST | 27 AUG 1998 | 4:29.62 | | |
| 6 | AL QASMI Naif Munir Ibra | OMA | 11 MAR 1995 | 4:35.74 | | |

Heat 2 of 6

| Lane | Name | NUSF Code | Date of Birth | Qualifying Time | Time | Rank |
|------|------------------------------|-----------|---------------|-----------------|------|------|
| 1 | GHOSN Anthony | LBN | 31 JUL 1996 | 4:15.03 | | |
| 2 | LLANTINO Randy | PHI | 18 JAN 1998 | 4:11.00 | | |
| 3 | GUNADI PUTRA Satrio Bagaskar | INA | 12 DEC 1996 | 4:08.34 | | |
| 4 | MA Rixin | CHN | 22 JAN 1997 | 4:07.00 | | |
| 5 | ALAMZAH Muhammad | INA | 19 MAR 1998 | 4:07.16 | | |
| 6 | SOLITA Jux Keaton | PHI | 14 SEP 1997 | 4:10.50 | | |
| 7 | MAYER MARTINELLI Christian | PER | 14 FEB 1998 | 4:11.82 | | |
| 8 | ASSI Sherif | LBN | 03 MAY 1997 | 4:15.23 | | |

Heat 3 of 6

| Lane | Name | NUSF Code | Date of Birth | Qualifying Time | Time | Rank |
|------|----------------------------|-----------|---------------|-----------------|------|------|
| 1 | PINTO MATTA Matias Antonio | CHI | 24 JAN 1997 | 4:05.12 | | |
| 2 | CHOI Minwoo | KOR | 27 APR 1991 | 4:02.27 | | |
| 3 | LISS Thomas | SUI | 18 JAN 1995 | 3:57.51 | | |
| 4 | PIIROINEN Eetu Mikael | FIN | 03 OCT 1995 | 3:56.86 | | |
| 5 | RAS Ruan | RSA | 27 DEC 1996 | 3:57.49 | | |
| 6 | MINCHAM Michael James M | NZL | 01 JUL 1996 | 3:58.13 | | |
| 7 | CHAN Chun Hei | HKG | 23 AUG 1996 | 4:03.00 | | |
| 8 | STRAZDAS Povilas | LTU | 24 APR 1996 | 4:05.54 | | |

Heat 4 of 6

| Lane | Name | NUSF Code | Date of Birth | Qualifying Time | Time | Rank |
|------|--------------------------------|-----------|---------------|-----------------|------|------|
| 1 | AN Ting Yao | TPE | 26 AUG 1997 | 3:54.57 | | |
| 2 | PAULSSON Adam Lennart | SWE | 14 MAR 1995 | 3:52.65 | | |
| 3 | ATSU Jonathan, Koffi | FRA | 27 SEP 1996 | 3:51.71 | | |
| 4 | DA CRUZ KANIESKI Lucas | BRA | 25 JAN 1990 | 3:50.73 | | |
| 5 | ARTIMON Alin Alexandru | ROU | 19 FEB 1992 | 3:51.20 | | |
| 6 | SUYAMA Shuhei | JPN | 07 JUN 1996 | 3:52.10 | | |
| 7 | BATSHA Yonatan | ISR | 06 SEP 1996 | 3:54.00 | | |
| 8 | GUTIERREZ FENG Long Yuan Migue | MEX | 23 FEB 1995 | 3:56.10 | | |



START LIST

出場名單

| | Record | Name | NUSF Code | Location | Date |
|-----------|---------|--------------------|-----------|----------------|-------------|
| WR | 3:40.07 | BIEDERMANN PAUL | GER | ROME (ITA) | 26 JUL 2009 |
| UR | 3:46.72 | STANCZYK PREMYSŁAW | POL | BELGRADE (SRB) | 05 JUL 2009 |

Heat 5 of 6

| Lane | Name | NUSF Code | Date of Birth | Qualifying Time | Time | Rank |
|------|--------------------------|-----------|---------------|-----------------|------|------|
| 1 | FROLOV Sergii | UKR | 14 APR 1992 | 3:50.60 | | |
| 2 | MEGLI Filippo | ITA | 10 MAY 1997 | 3:50.28 | | |
| 3 | HUTCHINS Matthew Taylor | NZL | 19 SEP 1994 | 3:49.20 | | |
| 4 | LELLIOTT Jay Steven John | GBR | 01 FEB 1995 | 3:47.48 | | |
| 5 | MICKA Jan | CZE | 15 JAN 1995 | 3:48.32 | | |
| 6 | ANDRUSENKO Viacheslav | RUS | 14 MAY 1992 | 3:50.21 | | |
| 7 | LOMBINI Fabio | ITA | 30 MAR 1998 | 3:50.43 | | |
| 8 | BOUCHAUT Joris, Levy | FRA | 27 JUN 1995 | 3:50.65 | | |

Heat 6 of 6

| Lane | Name | NUSF Code | Date of Birth | Qualifying Time | Time | Rank |
|------|--------------------------|-----------|---------------|-----------------|------|------|
| 1 | CARER ROCCO Giuliano | BRA | 18 APR 1993 | 3:50.49 | | |
| 2 | BAGSHAW Jeremy Soong Ji | CAN | 21 APR 1992 | 3:50.27 | | |
| 3 | SHOULTS Grant Myers | USA | 06 JUN 1997 | 3:48.73 | | |
| 4 | HAGINO Kosuke | JPN | 15 AUG 1994 | 3:47.30 | | |
| 5 | ROMANCHUK Mykhailo | UKR | 07 AUG 1996 | 3:48.00 | | |
| 6 | MAKSUMOV Ernest | RUS | 02 JAN 1997 | 3:49.97 | | |
| 7 | PARRISH Joshua Allan | AUS | 15 MAY 1997 | 3:50.31 | | |
| 8 | D'ARRIGO Andrea Mitchell | USA | 28 APR 1995 | 3:50.61 | | |

Note:

Consult competition schedule in INFO for heat start times

Legend:

UR Universiade Record **WR** World record



RESULTS SUMMARY

成績總表

| | Record | Name | NUSF Code | Location | Date |
|----|---------|--------------------|-----------|----------------|-------------|
| WR | 3:40.07 | BIEDERMANN PAUL | GER | ROME (ITA) | 26 JUL 2009 |
| UR | 3:46.72 | STANCZYK PREMYSLAW | POL | BELGRADE (SRB) | 05 JUL 2009 |

| Heats | | | | | | | | | | | | | Event No. | 1 |
|-------|------|----------------------------|-----------|------|-----------|-----------------------|-------------------------|-------------------------|---------|-------|------|------|-------------|---|
| Rank | Heat | Lane Name | NUSF Code | R.T. | 50m | 100m | 150m | 200m | 250m | 300m | 350m | Time | Time Behind | |
| 1 | 5 | 4 LELLIOTT Jay Steven John | GBR | 0.65 | (1) 26.25 | (1) 54.35 (1) 1:22.91 | (1) 1:51.83 (1) 2:20.64 | (1) 2:49.82 (1) 3:19.33 | 3:48.30 | | | | Q | |
| 2 | 6 | 5 ROMANCHUK Mykhailo | UKR | 0.73 | (6) 27.19 | (3) 55.63 (3) 1:24.65 | (3) 1:53.52 (2) 2:22.70 | (1) 2:51.69 (1) 3:20.61 | 3:48.73 | 0.43 | | | Q | |
| 3 | 5 | 1 FROLOV Sergii | UKR | 0.78 | (6) 26.79 | (5) 55.63 (4) 1:24.49 | (3) 1:53.79 (3) 2:22.97 | (3) 2:52.45 (3) 3:21.48 | 3:49.67 | 1.37 | | | Q | |
| 4 | 6 | 8 D'ARRIGO Andrea Mitchell | USA | 0.70 | (2) 26.54 | (2) 55.07 (2) 1:24.11 | (1) 1:53.49 (1) 2:22.62 | (2) 2:51.88 (2) 3:20.94 | 3:49.84 | 1.54 | | | Q | |
| 5 | 5 | 3 HUTCHINS Matthew Taylor | NZL | 0.73 | (2) 26.45 | (2) 54.85 (2) 1:23.54 | (2) 1:52.51 (2) 2:21.74 | (2) 2:51.21 (2) 3:20.74 | 3:49.93 | 1.63 | | | Q | |
| 6 | 6 | 3 SHOULTS Grant Myers | USA | 0.66 | (5) 27.02 | (6) 56.38 (5) 1:25.61 | (5) 1:55.27 (5) 2:24.17 | (5) 2:53.21 (3) 3:21.86 | 3:50.19 | 1.89 | | | Q | |
| 7 | 6 | 2 BAGSHAW Jeremy Soong Ji | CAN | 0.67 | (4) 26.98 | (4) 56.08 (4) 1:25.25 | (4) 1:54.53 (4) 2:23.71 | (4) 2:53.09 (5) 3:22.61 | 3:50.89 | 2.59 | | | Q | |
| 8 | 4 | 2 PAULSSON Adam Lennart | SWE | 0.74 | (6) 26.93 | (6) 56.19 (3) 1:25.32 | (1) 1:54.85 (1) 2:23.90 | (1) 2:53.22 (1) 3:22.37 | 3:51.19 | 2.89 | | | Q | |
| 9 | 5 | 8 BOUCHAUT Joris, Levy | FRA | 0.70 | (8) 27.24 | (8) 56.12 (8) 1:25.66 | (6) 1:54.84 (5) 2:24.29 | (5) 2:53.86 (5) 3:23.72 | 3:52.22 | 3.92 | | | | |
| 10 | 6 | 4 HAGINO Kosuke | JPN | 0.68 | (1) 26.07 | (1) 54.79 (1) 1:24.01 | (1) 1:53.49 (3) 2:23.22 | (3) 2:52.88 (4) 3:22.60 | 3:52.24 | 3.94 | | | | |
| 11 | 5 | 2 MEGLI Filippo | ITA | 0.66 | (4) 26.60 | (3) 55.13 (3) 1:24.36 | (4) 1:53.95 (4) 2:23.33 | (4) 2:53.07 (4) 3:23.24 | 3:52.38 | 4.08 | | | | |
| 12 | 6 | 6 MAKSUMOV Ernest | RUS | 0.77 | (8) 27.26 | (5) 56.34 (6) 1:25.85 | (6) 1:55.29 (6) 2:25.11 | (6) 2:55.20 (6) 3:24.80 | 3:53.43 | 5.13 | | | | |
| 13 | 5 | 7 LOMBINI Fabio | ITA | 0.66 | (3) 26.47 | (7) 55.76 (7) 1:25.50 | (8) 1:55.43 (8) 2:25.34 | (8) 2:55.43 (6) 3:24.81 | 3:53.82 | 5.52 | | | | |
| 14 | 6 | 7 PARRISH Joshua Allan | AUS | 0.66 | (7) 27.25 | (8) 56.76 (8) 1:26.57 | (7) 1:56.13 (8) 2:26.11 | (8) 2:55.89 (7) 3:25.35 | 3:53.89 | 5.59 | | | | |
| 15 | 5 | 5 MICKA Jan | CZE | 0.76 | (7) 26.87 | (6) 55.69 (5) 1:24.83 | (5) 1:54.73 (6) 2:24.49 | (6) 2:54.47 (7) 3:25.36 | 3:55.16 | 6.86 | | | | |
| 16 | 6 | 1 CARER ROCCO Giuliano | BRA | 0.67 | (3) 26.81 | (7) 56.65 (7) 1:26.24 | (8) 1:56.33 (7) 2:25.79 | (7) 2:55.79 (8) 3:25.85 | 3:55.61 | 7.31 | | | | |
| 17 | 4 | 5 ARTIMON Alin Alexandru | ROU | 0.71 | (2) 26.40 | (1) 55.21 (1) 1:25.03 | (2) 1:55.21 (2) 2:25.85 | (2) 2:56.36 (3) 3:26.71 | 3:56.03 | 7.73 | | | | |
| 18 | 5 | 6 ANDRUSENKO Viacheslav | RUS | 0.77 | (5) 26.78 | (4) 55.57 (6) 1:24.99 | (7) 1:54.89 (7) 2:24.64 | (7) 2:54.94 (8) 3:25.75 | 3:56.20 | 7.90 | | | | |
| 19 | 4 | 4 DA CRUZ KANIESKI Lucas | BRA | 0.70 | (7) 27.41 | (8) 57.17 (8) 1:27.36 | (8) 1:57.45 (7) 2:27.13 | (3) 2:56.55 (2) 3:26.40 | 3:56.27 | 7.97 | | | | |
| 20 | 4 | 8 GUTIERREZ FENG L | MEX | 0.64 | (3) 26.42 | (3) 55.36 (2) 1:25.28 | (3) 1:55.49 (5) 2:26.21 | (5) 2:56.71 (4) 3:27.16 | 3:56.44 | 8.14 | | | | |
| 21 | 4 | 6 SUYAMA Shuhei | JPN | 0.65 | (1) 25.82 | (2) 55.31 (5) 1:25.46 | (6) 1:56.05 (6) 2:26.76 | (7) 2:57.72 (6) 3:27.66 | 3:56.65 | 8.35 | | | | |
| 22 | 4 | 7 BATSHA Yonatan | ISR | 0.75 | (4) 26.79 | (4) 55.48 (3) 1:25.32 | (4) 1:55.66 (4) 2:25.94 | (6) 2:56.85 (5) 3:27.40 | 3:57.93 | 9.63 | | | | |
| 23 | 3 | 6 MINCHAM Michael James M | NZL | 0.64 | (2) 27.00 | (1) 56.06 (1) 1:25.96 | (2) 1:56.69 (2) 2:27.57 | (2) 2:58.58 (2) 3:30.01 | 3:58.90 | 10.60 | | | | |
| 24 | 3 | 3 LIESS Thomas | SUI | 0.70 | (5) 27.42 | (6) 57.38 (6) 1:27.97 | (6) 1:58.43 (5) 2:28.88 | (3) 2:59.39 (1) 3:30.00 | 3:59.27 | 10.97 | | | | |
| 25 | 3 | 2 CHOI Minwoo | KOR | 0.68 | (7) 27.68 | (7) 58.00 (7) 1:28.56 | (7) 1:59.67 (7) 2:29.98 | (6) 3:00.75 (4) 3:30.43 | 3:59.76 | 11.46 | | | | |



RESULTS SUMMARY

成績總表

| | Record | Name | NUSF Code | Location | Date |
|----|---------|--------------------|-----------|----------------|-------------|
| WR | 3:40.07 | BIEDERMANN PAUL | GER | ROME (ITA) | 26 JUL 2009 |
| UR | 3:46.72 | STANCZYK PREMYSLAW | POL | BELGRADE (SRB) | 05 JUL 2009 |

Heats

| Rank | Heat | Lane Name | NUSF Code | R.T. | 50m | 100m | 150m | 200m | 250m | 300m | 350m | Time | Time Behind |
|------|------|------------------------------|-----------|------|---|---|-------------------------------------|----------------|----------------|-------|------------|------|-------------|
| 26 | 4 | 3 ATSU Jonathan, Koffi | FRA | 0.66 | (5) 26.85 | (5) 56.13 (6) 1:25.62 (5) 1:55.71 (2) 2:25.85 (4) 2:56.60 (7) 3:28.35 | 29.28 29.49 30.09 30.14 30.75 31.75 | 31.60 | 3:59.95 | 11.65 | | | |
| 27 | 3 | 5 RAS Ruan | RSA | 0.77 | (1) 26.81 | (2) 56.19 (2) 1:25.97 (1) 1:56.22 (1) 2:27.04 (1) 2:57.99 (3) 3:30.17 | 29.38 29.78 30.25 30.82 30.95 32.18 | 29.81 | 3:59.98 | 11.68 | | | |
| 28 | 3 | 8 STRAZDAS Povilas | LTU | 0.72 | (3) 27.19 | (4) 57.00 (4) 1:27.19 (4) 1:57.85 (4) 2:28.70 (4) 2:59.49 (4) 3:30.43 | 29.81 30.19 30.66 30.85 30.79 30.94 | 30.39 | 4:00.82 | 12.52 | | | |
| 29 | 4 | 1 AN Ting Yao | TPE | 0.77 | (8) 27.57 | (7) 56.72 (7) 1:26.57 (7) 1:57.28 (8) 2:27.83 (8) 2:59.41 (8) 3:30.96 | 29.15 29.85 30.71 30.55 31.58 31.55 | 31.60 | 4:02.56 | 14.26 | | | |
| 30 | 3 | 4 PIIROINEN Eetu Mikael | FIN | 0.74 | (6) 27.60 | (5) 57.19 (5) 1:27.53 (3) 1:57.83 (3) 2:28.67 (5) 2:59.89 (6) 3:31.57 | 29.59 30.34 30.30 30.84 31.22 31.68 | 31.03 | 4:02.60 | 14.30 | | | |
| 31 | 3 | 7 CHAN Chun Hei | HKG | 0.66 | (4) 27.23 | (3) 56.67 (3) 1:27.07 (5) 1:58.03 (6) 2:29.77 (7) 3:02.43 (7) 3:35.41 | 29.44 30.93 32.34 32.69 33.38 33.57 | 32.38 | 4:07.79 | 19.49 | | | |
| 32 | 2 | 7 MAYER MARTINELLI Christian | PER | 0.63 | (3) 29.55 (3) 1:01.24 (2) 1:33.54 (2) 2:05.60 (1) 2:37.41 (1) 3:09.21 (1) 3:41.45 | 31.69 32.30 32.06 31.81 31.80 32.24 | 29.94 | 4:11.39 | 23.09 | | | | |
| 33 | 3 | 1 PINTO MATTA Matias Antonio | CHI | 0.75 | (8) 28.03 (8) 58.47 (8) 1:29.40 (8) 2:01.74 (8) 2:34.43 (8) 3:07.81 (8) 3:41.38 | 30.44 30.93 32.34 32.69 33.38 33.57 | 32.66 | 4:14.04 | 25.74 | | | | |
| 34 | 2 | 5 ALAMZAH Muhammad | INA | 0.75 | (2) 29.01 (2) 1:01.02 (2) 1:33.54 (3) 2:05.95 (2) 2:38.27 (2) 3:10.95 (2) 3:43.81 | 32.01 32.52 32.41 32.32 32.68 32.86 | 31.34 | 4:15.15 | 26.85 | | | | |
| 35 | 2 | 4 MA Rixin | CHN | 0.80 | (1) 28.85 (1) 1:00.10 (1) 1:32.68 (1) 2:05.53 (3) 2:38.29 (3) 3:11.13 (3) 3:44.24 | 31.25 32.58 32.85 32.76 32.84 33.11 | 31.09 | 4:15.33 | 27.03 | | | | |
| 36 | 1 | 4 UETT Hendrik | EST | 0.66 | (2) 28.23 (1) 58.91 (1) 1:30.75 (1) 2:03.00 (1) 2:36.52 (1) 3:10.00 (1) 3:44.10 | 30.68 31.84 32.25 33.52 33.48 34.10 | 32.22 | 4:16.32 | 28.02 | | | | |
| 37 | 1 | 5 PAAVO Sander | EST | 0.65 | (1) 28.18 (2) 59.43 (2) 1:31.66 (2) 2:04.46 (2) 2:37.44 (2) 3:11.41 (2) 3:44.94 | 31.25 32.23 32.80 32.98 33.97 33.53 | 33.06 | 4:18.00 | 29.70 | | | | |
| 38 | 2 | 6 SOLITA Jux Keaton | PHI | 0.82 | (7) 30.82 (6) 1:03.82 (6) 1:36.04 (4) 2:07.97 (4) 2:41.05 (4) 3:14.11 (4) 3:46.90 | 33.00 32.22 31.93 33.08 33.06 32.79 | 32.64 | 4:19.54 | 31.24 | | | | |
| 39 | 2 | 1 GHOSN Anthony | LBN | 0.89 | (5) 30.13 (5) 1:02.49 (5) 1:35.39 (6) 2:09.18 (6) 2:42.74 (5) 3:15.42 (5) 3:48.53 | 32.36 32.90 33.79 33.56 32.68 33.11 | 32.14 | 4:20.67 | 32.37 | | | | |
| 40 | 2 | 8 ASSI Sherif | LBN | 0.76 | (4) 29.68 (4) 1:01.81 (4) 1:34.83 (5) 2:08.87 (5) 2:42.11 (6) 3:16.19 (6) 3:49.34 | 32.13 33.02 34.04 33.24 34.08 33.15 | 32.26 | 4:21.60 | 33.30 | | | | |
| 41 | 1 | 3 AL KHADHURI MA | OMA | 0.77 | (4) 30.99 (4) 1:04.57 (4) 1:39.80 (4) 2:15.15 (4) 2:49.66 (4) 3:23.99 (4) 3:59.37 | 33.58 35.23 35.35 34.51 34.33 35.38 | 32.97 | 4:32.34 | 44.04 | | | | |
| 42 | 1 | 6 AL QASMI Naif Munir Ibra | OMA | 0.78 | (3) 29.68 (3) 1:02.85 (3) 1:36.74 (3) 2:11.67 (3) 2:47.34 (3) 3:23.43 (3) 3:58.97 | 33.17 33.89 34.93 35.67 36.09 35.54 | 34.66 | 4:33.63 | 45.33 | | | | |
| 43 | 2 | 2 LLANTINO Randy | PHI | 0.82 | (6) 30.77 (7) 1:05.91 (7) 1:42.93 (7) 2:22.38 (7) 3:03.09 (7) 3:45.81 (7) 4:27.10 | 35.14 37.02 39.45 40.71 42.72 41.29 | 42.53 | 5:09.63 | 1:21.33 | | | | |
| | 2 | 3 GUNADI PUTRA S | INA | | | | | | | | DNS | | |

| | | | | | | | |
|---------|------------------|------|---------------|----|--------------------|----|--------------|
| Legend: | Classified Final | R.T. | Reaction time | UR | Universiade Record | WR | World record |
|---------|------------------|------|---------------|----|--------------------|----|--------------|




RESULT BOOK

29TH Summer Universiade Taipei 2017



Swimming

Women's 50m Freestyle





MEDALLISTS

獎牌得主

| Medal | Name | NUSF |
|--------|------------------------|--------------------------------|
| GOLD | BALDWIN Caroline Grace | USA - United States of America |
| SILVER | KAMENEVA Mariia | RUS - Russian Federation |
| BRONZE | KONOPKA Katrina Marie | USA - United States of America |



START LIST

出場名單

| | Record | Name | NUSF Code | Location | Date |
|----|--------|----------------|-----------|----------------|-------------|
| WR | 23.67 | SJOSTROM SARAH | SWE | BUDAPEST (HUN) | 29 JUL 2017 |
| UR | 24.48 | HERASIMENIA A | BLR | KAZAN (RUS) | 16 JUL 2013 |

Final

Event No. 35

| Lane | Name | NUSF Code | Date of Birth | Qualifying Time | Time | Rank |
|------|------------------------------------|-----------|---------------|-----------------|------|------|
| 1 | IGARASHI Chihiro | JPN | 24 MAY 1995 | 25.38 | | |
| 2 | RACO Lucrezia | ITA | 30 JUN 1991 | 25.32 | | |
| 3 | HERRMANN Graciele | BRA | 01 JAN 1992 | 25.18 | | |
| 4 | KAMENEVA Mariia | RUS | 27 MAY 1999 | 24.82 | | |
| 5 | BALDWIN Caroline Grace | USA | 26 FEB 1996 | 25.15 | | |
| 6 | KONOPKA Katrina Marie | USA | 14 APR 1997 | 25.24 | | |
| 7 | HARRISON MARCHIORO Alessandra Chri | BRA | 13 MAY 1993 | 25.36 | | |
| 8 | OKANO Kaho | JPN | 21 APR 1996 | 25.39 | | |

Reserves

| Name | NUSF Code | Date of Birth | Qualifying Time | Time | Rank |
|------------------------|-----------|---------------|-----------------|------|------|
| HOPKIN Anna Elizabeth | GBR | 24 APR 1996 | 25.43 | | |
| KARAKOUSKAYA Nastassia | BLR | 01 AUG 1996 | 25.61 | | |

Note:

Consult competition schedule in INFO for heat start times

Legend:

UR Universiade Record WR World record



START LIST

出場名單

| | Record | Name | NUSF Code | Location | Date |
|----|--------|----------------|-----------|----------------|-------------|
| WR | 23.67 | SJOSTROM SARAH | SWE | BUDAPEST (HUN) | 29 JUL 2017 |
| UR | 24.48 | HERASIMENIA A | BLR | KAZAN (RUS) | 16 JUL 2013 |

Heat 1 of 8

Event No. 35

| Lane | Name | NUSF Code | Date of Birth | Qualifying Time | Time | Rank |
|------|------------------------------------|-----------|---------------|-----------------|------|------|
| 3 | HETTIARACHCHI Bawanthi Lashik | SRI | 29 JAN 1995 | 33.00 | | |
| 4 | LODI Liisa | EST | 01 DEC 1993 | 30.52 | | |
| 5 | KALUARACHCHILAGE DON Madhawe K. W. | SRI | 24 JAN 1993 | 31.40 | | |

Heat 2 of 8

| Lane | Name | NUSF Code | Date of Birth | Qualifying Time | Time | Rank |
|------|-------------------------------|-----------|---------------|-----------------|------|------|
| 1 | SPUHR RAMIREZ Marianne Andrea | CHI | 08 FEB 1994 | 29.38 | | |
| 2 | YEO Xiu Wen | SGP | 25 AUG 1996 | 29.11 | | |
| 3 | GAEBE Doutimi Okoko | NGR | 18 DEC 1993 | 28.85 | | |
| 4 | CAZOT TORT Carolina Tattia | URU | 19 MAR 1997 | 28.11 | | |
| 5 | HO Yan Lum Deborah | SGP | 29 JUL 1998 | 28.25 | | |
| 6 | KPILIBOH Akina Yehsu | NGR | 12 JAN 1993 | 29.01 | | |
| 7 | MEYA Avicé Michal Ka | UGA | 02 DEC 1994 | 29.26 | | |
| 8 | ESLAFOR Erika Joy | PHI | 24 MAR 1998 | 30.00 | | |

Heat 3 of 8

| Lane | Name | NUSF Code | Date of Birth | Qualifying Time | Time | Rank |
|------|----------------------------------|-----------|---------------|-----------------|------|------|
| 1 | TAN Chi Yan | MAC | 26 DEC 1994 | 28.00 | | |
| 2 | RIVEROS SCHULZ Karen Nathalia | PAR | 04 DEC 1994 | 27.74 | | |
| 3 | GIRALDO OCAMPO Maria Paula | COL | 20 JUN 1997 | 27.54 | | |
| 4 | CATTANEO Jessica | PER | 08 DEC 1996 | 27.40 | | |
| 5 | OLIVARES Isabella | PHI | 25 FEB 1995 | 27.47 | | |
| 6 | KERSA Katriin | EST | 12 JAN 1994 | 27.66 | | |
| 7 | PICCARDO URIARTE Stefania Monser | PAR | 17 NOV 1998 | 27.97 | | |
| 8 | LEI On Kei | MAC | 18 OCT 1991 | 28.00 | | |

Heat 4 of 8

| Lane | Name | NUSF Code | Date of Birth | Qualifying Time | Time | Rank |
|------|-------------------------|-----------|---------------|-----------------|------|------|
| 1 | PEZZATO Aglaia | ITA | 22 APR 1994 | 27.34 | | |
| 2 | TAM Hoi Lam | HKG | 21 APR 1998 | 26.75 | | |
| 3 | MO Li Err | TPE | 16 DEC 1996 | 26.69 | | |
| 4 | DOYLE Carina Rose | NZL | 06 NOV 1993 | 26.67 | | |
| 5 | MUNOZ MUNOZ Maria Paola | COL | 22 SEP 1993 | 26.69 | | |
| 6 | NORISMAA Nea Elisabet | FIN | 11 FEB 1995 | 26.71 | | |
| 7 | PANZINI Florencia | ARG | 07 JAN 1995 | 27.27 | | |
| 8 | ZHU Xiaotong | CHN | 07 FEB 1996 | 27.39 | | |



START LIST

出場名單

| | Record | Name | NUSF Code | Location | Date |
|----|--------|----------------|-----------|----------------|-------------|
| WR | 23.67 | SJOSTROM SARAH | SWE | BUDAPEST (HUN) | 29 JUL 2017 |
| UR | 24.48 | HERASIMENIA A | BLR | KAZAN (RUS) | 16 JUL 2013 |

Heat 5 of 8

| Lane | Name | NUSF Code | Date of Birth | Qualifying Time | Time | Rank |
|------|-------------------------|-----------|---------------|-----------------|------|------|
| 1 | TEIJONSALO Fanny Emilia | FIN | 06 FEB 1996 | 26.63 | | |
| 2 | DIAZ Maria Belen | ARG | 19 JUL 1995 | 26.62 | | |
| 3 | HUANG Mei Chien | TPE | 13 JUN 1998 | 26.60 | | |
| 4 | CIESLAK Joanna | POL | 11 APR 1996 | 26.38 | | |
| 5 | DOWGIERT Anna | POL | 15 JUL 1990 | 26.57 | | |
| 6 | YU Wai Ting | HKG | 01 AUG 1993 | 26.61 | | |
| 7 | GIRARDET Noemi | SUI | 12 DEC 1994 | 26.62 | | |
| 8 | ELHENICKA Martina | CZE | 10 OCT 1993 | 26.64 | | |

Heat 6 of 8

| Lane | Name | NUSF Code | Date of Birth | Qualifying Time | Time | Rank |
|------|------------------------|-----------|---------------|-----------------|------|------|
| 1 | HARKIN Abbey Grace | AUS | 06 MAY 1998 | 26.20 | | |
| 2 | OKANO Kaho | JPN | 21 APR 1996 | 25.69 | | |
| 3 | HOPE Lucy Rebecca | GBR | 30 JAN 1997 | 25.42 | | |
| 4 | BALDWIN Caroline Grace | USA | 26 FEB 1996 | 25.13 | | |
| 5 | FOURNIER Sarah | CAN | 05 JUL 1996 | 25.33 | | |
| 6 | KARAKOUSKAYA Nastassia | BLR | 01 AUG 1996 | 25.53 | | |
| 7 | HWANG Seojin | KOR | 19 JAN 1994 | 25.77 | | |
| 8 | PILGRIM Amira Mary | TTO | 03 APR 1999 | 26.26 | | |

Heat 7 of 8

| Lane | Name | NUSF Code | Date of Birth | Qualifying Time | Time | Rank |
|------|------------------------------------|-----------|---------------|-----------------|------|------|
| 1 | WU Tong | CHN | 30 JUN 1998 | 26.20 | | |
| 2 | CHOI Hae Min | KOR | 08 FEB 1998 | 25.68 | | |
| 3 | RACO Lucrezia | ITA | 30 JUN 1991 | 25.40 | | |
| 4 | HERRMANN Graciele | BRA | 01 JAN 1992 | 25.10 | | |
| 5 | HARRISON MARCHIORO Alessandra Chri | BRA | 13 MAY 1993 | 25.17 | | |
| 6 | BAKLAKOVA Mariia | RUS | 14 MAR 1997 | 25.49 | | |
| 7 | CHELIUS Emma Anne | RSA | 02 AUG 1996 | 25.73 | | |
| 8 | TOUSSAINT Kira Marije | NED | 22 MAY 1994 | 26.23 | | |



START LIST

出場名單

| | Record | Name | NUSF Code | Location | Date |
|-----------|--------|----------------|-----------|----------------|-------------|
| WR | 23.67 | SJOSTROM SARAH | SWE | BUDAPEST (HUN) | 29 JUL 2017 |
| UR | 24.48 | HERASIMENIA A | BLR | KAZAN (RUS) | 16 JUL 2013 |

Heat 8 of 8

| Lane | Name | NUSF Code | Date of Birth | Qualifying Time | Time | Rank |
|------|------------------------|-----------|---------------|-----------------|------|------|
| 1 | VERMEULEN Tessa | NED | 29 JAN 1998 | 26.05 | | |
| 2 | KEIRE Jacqueline | CAN | 19 OCT 1994 | 25.56 | | |
| 3 | IGARASHI Chihiro | JPN | 24 MAY 1995 | 25.38 | | |
| 4 | HOPKIN Anna Elizabeth | GBR | 24 APR 1996 | 25.07 | | |
| 5 | KONOPKA Katrina Marie | USA | 14 APR 1997 | 25.16 | | |
| 6 | KAMENEVA Mariia | RUS | 27 MAY 1999 | 25.44 | | |
| 7 | COONEY Gemma Jane Isab | AUS | 10 NOV 1999 | 25.71 | | |
| 8 | IBRAIM Elmira | KAZ | 02 APR 1992 | 26.20 | | |

Note:
Consult competition schedule in INFO for heat start times

Legend:
UR Universiade Record **WR** World record



RESULTS

比賽成績

| | Record | Name | NUSF Code | Location | Date |
|----|--------|----------------|-----------|----------------|-------------|
| WR | 23.67 | SJOSTROM SARAH | SWE | BUDAPEST (HUN) | 29 JUL 2017 |
| UR | 24.48 | HERASIMENIA A | BLR | KAZAN (RUS) | 16 JUL 2013 |

Heat 1 of 8

Event No. 35

| Rank | Lane | Name | NUSF Code | R.T. | Time | Time Behind |
|------|------|--------------------|-----------|------|--------------|-------------|
| 1 | 4 | LODI Liisa | EST | 0.72 | 29.53 | |
| 2 | 5 | KALUARACHCHILAGE M | SRI | 0.97 | 32.18 | 2.65 |
| 3 | 3 | HETTIARACHCHI B | SRI | 0.76 | 32.90 | 3.37 |

Heat 2 of 8

| Rank | Lane | Name | NUSF Code | R.T. | Time | Time Behind |
|------|------|----------------------------|-----------|------|--------------|-------------|
| 1 | 5 | HO Yan Lum Deborah | SGP | 0.85 | 28.00 | |
| 2 | 2 | YEO Xiu Wen | SGP | 0.81 | 28.38 | 0.38 |
| 3 | 4 | CAZOT TORT Carolina Tattia | URU | 0.69 | 28.59 | 0.59 |
| 4 | 7 | MEYA Avice Michal Ka | UGA | 0.75 | 29.23 | 1.23 |
| 5 | 1 | SPUHR RAMIREZ M | CHI | 0.79 | 29.76 | 1.76 |
| 6 | 8 | ESLAFOR Erika Joy | PHI | 0.79 | 31.23 | 3.23 |
| | 3 | GAEBE Doutimi Okoko | NGR | | DNS | |
| | 6 | KPILIBOH Akina Yehsu | NGR | | DNS | |

Heat 3 of 8

| Rank | Lane | Name | NUSF Code | R.T. | Time | Time Behind |
|------|------|--------------------|-----------|------|--------------|-------------|
| 1 | 8 | LEI On Kei | MAC | 0.66 | 27.18 | |
| 2 | 1 | TAN Chi Yan | MAC | 0.67 | 27.34 | 0.16 |
| 3 | 6 | KERSA Katriin | EST | 0.77 | 27.85 | 0.67 |
| 4 | 4 | CATTANEO Jessica | PER | 0.72 | 28.16 | 0.98 |
| 5 | 5 | OLIVARES Isabella | PHI | 0.59 | 28.29 | 1.11 |
| 6 | 2 | RIVEROS SCHULZ K | PAR | 0.68 | 28.43 | 1.25 |
| 7 | 3 | GIRALDO OCAMPO M | COL | 0.77 | 28.58 | 1.40 |
| 8 | 7 | PICCARDO URIARTE S | PAR | 0.79 | 28.64 | 1.46 |

Heat 4 of 8

| Rank | Lane | Name | NUSF Code | R.T. | Time | Time Behind |
|------|------|-------------------------|-----------|------|--------------|-------------|
| 1 | 1 | PEZZATO Aglaia | ITA | 0.68 | 25.88 | |
| 2 | 6 | NORISMAA Nea Elisabet | FIN | 0.69 | 26.88 | 1.00 |
| 3 | 4 | DOYLE Carina Rose | NZL | 0.75 | 26.89 | 1.01 |
| 4 | 2 | TAM Hoi Lam | HKG | 0.74 | 26.91 | 1.03 |
| 5 | 3 | MO Li Err | TPE | 0.75 | 27.25 | 1.37 |
| 6 | 8 | ZHU Xiaotong | CHN | 0.81 | 27.53 | 1.65 |
| 6 | 5 | MUNOZ MUNOZ Maria Paola | COL | 0.72 | 27.53 | 1.65 |
| 8 | 7 | PANZINI Florencia | ARG | 0.80 | 28.27 | 2.39 |

Heat 5 of 8

| Rank | Lane | Name | NUSF Code | R.T. | Time | Time Behind |
|------|------|-------------------------|-----------|------|--------------|-------------|
| 1 | 5 | DOWGIERT Anna | POL | 0.67 | 25.66 | |
| 2 | 3 | HUANG Mei Chien | TPE | 0.66 | 26.85 | 1.19 |
| 3 | 8 | ELHENICKA Martina | CZE | 0.72 | 26.90 | 1.24 |
| 4 | 7 | GIRARDET Noemi | SUI | 0.76 | 26.91 | 1.25 |
| 5 | 6 | YU Wai Ting | HKG | 0.72 | 26.99 | 1.33 |
| 6 | 2 | DIAZ Maria Belen | ARG | 0.69 | 27.06 | 1.40 |
| 7 | 4 | CIESLAK Joanna | POL | 0.71 | 27.29 | 1.63 |
| | 1 | TEIJONSALO Fanny Emilia | FIN | | DNS | |



RESULTS

比賽成績

| Record | Name | NUSF Code | Location | Date |
|--------|----------------------|-----------|----------------|-------------|
| WR | 23.67 SJOSTROM SARAH | SWE | BUDAPEST (HUN) | 29 JUL 2017 |
| UR | 24.48 HERASIMENIA A | BLR | KAZAN (RUS) | 16 JUL 2013 |

Heat 6 of 8

| Rank | Lane | Name | NUSF Code | R.T. | Time | Time Behind |
|------|------|------------------------|-----------|------|-------|-------------|
| 1 | 4 | BALDWIN Caroline Grace | USA | 0.73 | 25.36 | |
| 2 | 2 | OKANO Kaho | JPN | 0.67 | 25.41 | 0.05 |
| 3 | 6 | KARAKOUSKAYA Nastassia | BLR | 0.71 | 25.73 | 0.37 |
| 4 | 7 | HWANG Seojin | KOR | 0.71 | 26.10 | 0.74 |
| 5 | 3 | HOPE Lucy Rebecca | GBR | 0.72 | 26.30 | 0.94 |
| 6 | 1 | HARKIN Abbey Grace | AUS | 0.72 | 26.63 | 1.27 |
| 7 | 8 | PILGRIM Amira Mary | TTO | 0.64 | 27.16 | 1.80 |
| | 5 | FOURNIER Sarah | CAN | | DNS | |

Heat 7 of 8

| Rank | Lane | Name | NUSF Code | R.T. | Time | Time Behind |
|------|------|-----------------------|-----------|------|-------|-------------|
| 1 | 5 | HARRISON MARCHIO A | BRA | 0.67 | 25.38 | |
| 2 | 3 | RACO Lucrezia | ITA | 0.73 | 25.42 | 0.04 |
| 3 | 7 | CHELIUS Emma Anne | RSA | 0.68 | 25.61 | 0.23 |
| 4 | 4 | HERRMANN Graciele | BRA | 0.67 | 25.67 | 0.29 |
| 5 | 8 | TOUSSAINT Kira Marije | NED | 0.59 | 25.72 | 0.34 |
| 6 | 2 | CHOI Hae Min | KOR | 0.59 | 26.01 | 0.63 |
| 7 | 6 | BAKLAKOVA Mariia | RUS | 0.69 | 26.26 | 0.88 |
| 8 | 1 | WU Tong | CHN | 0.71 | 26.61 | 1.23 |

Heat 8 of 8

| Rank | Lane | Name | NUSF Code | R.T. | Time | Time Behind |
|------|------|------------------------|-----------|------|-------|-------------|
| 1 | 6 | KAMENEVA Mariia | RUS | 0.64 | 24.99 | |
| 2 | 5 | KONOPKA Katrina Marie | USA | 0.75 | 25.17 | 0.18 |
| 3 | 4 | HOPKIN Anna Elizabeth | GBR | 0.69 | 25.52 | 0.53 |
| 4 | 3 | IGARASHI Chihiro | JPN | 0.65 | 25.64 | 0.65 |
| 5 | 7 | COONEY Gemma Jane Isab | AUS | 0.81 | 26.13 | 1.14 |
| 5 | 2 | KEIRE Jacqueline | CAN | 0.71 | 26.13 | 1.14 |
| 7 | 1 | VERMEULEN Tessa | NED | 0.73 | 26.46 | 1.47 |
| 8 | 8 | IBRAIM Elmira | KAZ | 0.77 | 26.66 | 1.67 |

| | | | | | | | | |
|----------------|-----|---------------|------|---------------|----|--------------------|----|--------------|
| Legend: | DNS | Did not start | R.T. | Reaction time | UR | Universiade Record | WR | World record |
|----------------|-----|---------------|------|---------------|----|--------------------|----|--------------|



RESULTS SUMMARY

成績總表

| | Record | Name | NUSF Code | Location | Date |
|----|--------|----------------|-----------|----------------|-------------|
| WR | 23.67 | SJOSTROM SARAH | SWE | BUDAPEST (HUN) | 29 JUL 2017 |
| UR | 24.48 | HERASIMENIA A | BLR | KAZAN (RUS) | 16 JUL 2013 |

Heats Event No. 35

| Rank | Heat | Lane | Name | NUSF Code | R.T. | Time | Time Behind |
|------|------|------|----------------------------|-----------|------|-------|-------------|
| 1 | 8 | 6 | KAMENEVA Mariia | RUS | 0.64 | 24.99 | Q |
| 2 | 8 | 5 | KONOPKA Katrina Marie | USA | 0.75 | 25.17 | 0.18 Q |
| 3 | 6 | 4 | BALDWIN Caroline Grace | USA | 0.73 | 25.36 | 0.37 Q |
| 4 | 7 | 5 | HARRISON MARCHIO A | BRA | 0.67 | 25.38 | 0.39 Q |
| 5 | 6 | 2 | OKANO Kaho | JPN | 0.67 | 25.41 | 0.42 Q |
| 6 | 7 | 3 | RACO Lucrezia | ITA | 0.73 | 25.42 | 0.43 Q |
| 7 | 8 | 4 | HOPKIN Anna Elizabeth | GBR | 0.69 | 25.52 | 0.53 Q |
| 8 | 7 | 7 | CHELIUS Emma Anne | RSA | 0.68 | 25.61 | 0.62 Q |
| 9 | 8 | 3 | IGARASHI Chihiro | JPN | 0.65 | 25.64 | 0.65 Q |
| 10 | 5 | 5 | DOWGIERT Anna | POL | 0.67 | 25.66 | 0.67 Q |
| 11 | 7 | 4 | HERRMANN Graciele | BRA | 0.67 | 25.67 | 0.68 Q |
| 12 | 7 | 8 | TOUSSAINT Kira Marije | NED | 0.59 | 25.72 | 0.73 Q |
| 13 | 6 | 6 | KARAKOUSKAYA Nastassia | BLR | 0.71 | 25.73 | 0.74 Q |
| 14 | 4 | 1 | PEZZATO Aglaia | ITA | 0.68 | 25.88 | 0.89 Q |
| 15 | 7 | 2 | CHOI Hae Min | KOR | 0.59 | 26.01 | 1.02 Q |
| 16 | 6 | 7 | HWANG Seojin | KOR | 0.71 | 26.10 | 1.11 Q |
| 17 | 8 | 2 | KEIRE Jacqueline | CAN | 0.71 | 26.13 | 1.14 |
| 18 | 8 | 7 | COONEY Gemma Jane Isab | AUS | 0.81 | 26.13 | 1.14 |
| 19 | 7 | 6 | BAKLAKOVA Mariia | RUS | 0.69 | 26.26 | 1.27 |
| 20 | 6 | 3 | HOPE Lucy Rebecca | GBR | 0.72 | 26.30 | 1.31 |
| 21 | 8 | 1 | VERMEULEN Tessa | NED | 0.73 | 26.46 | 1.47 |
| 22 | 7 | 1 | WU Tong | CHN | 0.71 | 26.61 | 1.62 |
| 23 | 6 | 1 | HARKIN Abbey Grace | AUS | 0.72 | 26.63 | 1.64 |
| 24 | 8 | 8 | IBRAIM Elmira | KAZ | 0.77 | 26.66 | 1.67 |
| 25 | 5 | 3 | HUANG Mei Chien | TPE | 0.66 | 26.85 | 1.86 |
| 26 | 4 | 6 | NORISMAA Nea Elisabet | FIN | 0.69 | 26.88 | 1.89 |
| 27 | 4 | 4 | DOYLE Carina Rose | NZL | 0.75 | 26.89 | 1.90 |
| 28 | 5 | 8 | ELHENICKA Martina | CZE | 0.72 | 26.90 | 1.91 |
| 29 | 4 | 2 | TAM Hoi Lam | HKG | 0.74 | 26.91 | 1.92 |
| 29 | 5 | 7 | GIRARDET Noemi | SUI | 0.76 | 26.91 | 1.92 |
| 31 | 5 | 6 | YU Wai Ting | HKG | 0.72 | 26.99 | 2.00 |
| 32 | 5 | 2 | DIAZ Maria Belen | ARG | 0.69 | 27.06 | 2.07 |
| 33 | 6 | 8 | PILGRIM Amira Mary | TTO | 0.64 | 27.16 | 2.17 |
| 34 | 3 | 8 | LEI On Kei | MAC | 0.66 | 27.18 | 2.19 |
| 35 | 4 | 3 | MO Li Err | TPE | 0.75 | 27.25 | 2.26 |
| 36 | 5 | 4 | CIESLAK Joanna | POL | 0.71 | 27.29 | 2.30 |
| 37 | 3 | 1 | TAN Chi Yan | MAC | 0.67 | 27.34 | 2.35 |
| 38 | 4 | 8 | ZHU Xiaotong | CHN | 0.81 | 27.53 | 2.54 |
| 38 | 4 | 5 | MUNOZ MUNOZ Maria Paola | COL | 0.72 | 27.53 | 2.54 |
| 40 | 3 | 6 | KERSA Katriin | EST | 0.77 | 27.85 | 2.86 |
| 41 | 2 | 5 | HO Yan Lum Deborah | SGP | 0.85 | 28.00 | 3.01 |
| 42 | 3 | 4 | CATTANEO Jessica | PER | 0.72 | 28.16 | 3.17 |
| 43 | 4 | 7 | PANZINI Florencia | ARG | 0.80 | 28.27 | 3.28 |
| 44 | 3 | 5 | OLIVARES Isabella | PHI | 0.59 | 28.29 | 3.30 |
| 45 | 2 | 2 | YEO Xiu Wen | SGP | 0.81 | 28.38 | 3.39 |
| 46 | 3 | 2 | RIVEROS SCHULZ K | PAR | 0.68 | 28.43 | 3.44 |
| 47 | 3 | 3 | GIRALDO OCAMPO M | COL | 0.77 | 28.58 | 3.59 |
| 48 | 2 | 4 | CAZOT TORT Carolina Tattia | URU | 0.69 | 28.59 | 3.60 |
| 49 | 3 | 7 | PICCARDO URIARTE S | PAR | 0.79 | 28.64 | 3.65 |
| 50 | 2 | 7 | MEYA Avice Michal Ka | UGA | 0.75 | 29.23 | 4.24 |
| 51 | 1 | 4 | LODI Liisa | EST | 0.72 | 29.53 | 4.54 |



RESULTS SUMMARY

成績總表

| | Record | Name | NUSF Code | Location | Date |
|-----------|--------|----------------|-----------|----------------|-------------|
| WR | 23.67 | SJOSTROM SARAH | SWE | BUDAPEST (HUN) | 29 JUL 2017 |
| UR | 24.48 | HERASIMENIA A | BLR | KAZAN (RUS) | 16 JUL 2013 |

Heats

| Rank | Heat | Lane | Name | NUSF Code | R.T. | Time | Time Behind |
|------|------|------|-------------------------|-----------|------|--------------|-------------|
| 52 | 2 | 1 | SPUHR RAMIREZ M | CHI | 0.79 | 29.76 | 4.77 |
| 53 | 2 | 8 | ESLAFOR Erika Joy | PHI | 0.79 | 31.23 | 6.24 |
| 54 | 1 | 5 | KALUARACHCHILAGE M | SRI | 0.97 | 32.18 | 7.19 |
| 55 | 1 | 3 | HETTIARACHCHI B | SRI | 0.76 | 32.90 | 7.91 |
| | 2 | 3 | GAEBE Doutimi Okoko | NGR | | DNS | |
| | 2 | 6 | KPILIBOH Akina Yehsu | NGR | | DNS | |
| | 5 | 1 | TEIJONSALO Fanny Emilia | FIN | | DNS | |
| | 6 | 5 | FOURNIER Sarah | CAN | | DNS | |

| | | | | |
|----------------|---------------------------|---------------------------|------------------------------|------------------------|
| Legend: | Q Classified Final | R.T. Reaction time | UR Universiade Record | WR World record |
|----------------|---------------------------|---------------------------|------------------------------|------------------------|



START LIST

出場名單

| | Record | Name | NUSF Code | Location | Date |
|----|--------|----------------|-----------|----------------|-------------|
| WR | 23.67 | SJOSTROM SARAH | SWE | BUDAPEST (HUN) | 29 JUL 2017 |
| UR | 24.48 | HERASIMENIA A | BLR | KAZAN (RUS) | 16 JUL 2013 |

Semifinal 1 of 2

Event No. 35

| Lane | Name | NUSF Code | Date of Birth | Qualifying Time | Time | Rank |
|------|------------------------------------|-----------|---------------|-----------------|------|------|
| 1 | PEZZATO Aglaia | ITA | 22 APR 1994 | 25.88 | | |
| 2 | DOWGIERT Anna | POL | 15 JUL 1990 | 25.66 | | |
| 3 | RACO Lucrezia | ITA | 30 JUN 1991 | 25.42 | | |
| 4 | KONOPKA Katrina Marie | USA | 14 APR 1997 | 25.17 | | |
| 5 | HARRISON MARCHIORO Alessandra Chri | BRA | 13 MAY 1993 | 25.38 | | |
| 6 | CHELIUS Emma Anne | RSA | 02 AUG 1996 | 25.61 | | |
| 7 | TOUSSAINT Kira Marije | NED | 22 MAY 1994 | 25.72 | | |
| 8 | HWANG Seojin | KOR | 19 JAN 1994 | 26.10 | | |

Semifinal 2 of 2

| Lane | Name | NUSF Code | Date of Birth | Qualifying Time | Time | Rank |
|------|------------------------|-----------|---------------|-----------------|------|------|
| 1 | KARAKOUSKAYA Nastassia | BLR | 01 AUG 1996 | 25.73 | | |
| 2 | IGARASHI Chihiro | JPN | 24 MAY 1995 | 25.64 | | |
| 3 | OKANO Kaho | JPN | 21 APR 1996 | 25.41 | | |
| 4 | KAMENEVA Mariia | RUS | 27 MAY 1999 | 24.99 | | |
| 5 | BALDWIN Caroline Grace | USA | 26 FEB 1996 | 25.36 | | |
| 6 | HOPKIN Anna Elizabeth | GBR | 24 APR 1996 | 25.52 | | |
| 7 | HERRMANN Graciele | BRA | 01 JAN 1992 | 25.67 | | |
| 8 | CHOI Hae Min | KOR | 08 FEB 1998 | 26.01 | | |

Reserves

| Name | NUSF Code | Date of Birth | Qualifying Time | Time | Rank |
|------------------------|-----------|---------------|-----------------|------|------|
| KEIRE Jacqueline | CAN | 19 OCT 1994 | 26.13 | | |
| COONEY Gemma Jane Isab | AUS | 10 NOV 1999 | 26.13 | | |

Note:

Consult competition schedule in INFO for heat start times

Legend:

UR Universiade Record WR World record



RESULTS

比賽成績

| | Record | Name | NUSF Code | Location | Date |
|-----------|--------|----------------|-----------|----------------|-------------|
| WR | 23.67 | SJOSTROM SARAH | SWE | BUDAPEST (HUN) | 29 JUL 2017 |
| UR | 24.48 | HERASIMENIA A | BLR | KAZAN (RUS) | 16 JUL 2013 |

Semifinal 1

Event No. 35

| Rank | Lane | Name | NUSF Code | R.T. | Time | Time Behind |
|------|------|-----------------------|-----------|------|--------------|-------------|
| 1 | 4 | KONOPKA Katrina Marie | USA | 0.76 | 25.24 | |
| 2 | 3 | RACO Lucrezia | ITA | 0.69 | 25.32 | 0.08 |
| 3 | 5 | HARRISON MARCHIO A | BRA | 0.67 | 25.36 | 0.12 |
| 4 | 7 | TOUSSAINT Kira Marije | NED | 0.58 | 25.62 | 0.38 |
| 5 | 1 | PEZZATO Aglaia | ITA | 0.66 | 25.65 | 0.41 |
| 6 | 2 | DOWGIERT Anna | POL | 0.66 | 25.68 | 0.44 |
| 7 | 6 | CHELIUS Emma Anne | RSA | 0.70 | 25.80 | 0.56 |
| 8 | 8 | HWANG Seojin | KOR | 0.71 | 25.91 | 0.67 |

Semifinal 2

| Rank | Lane | Name | NUSF Code | R.T. | Time | Time Behind |
|------|------|------------------------|-----------|------|--------------|-------------|
| 1 | 4 | KAMENEVA Mariia | RUS | 0.63 | 24.82 | |
| 2 | 5 | BALDWIN Caroline Grace | USA | 0.71 | 25.15 | 0.33 |
| 3 | 7 | HERRMANN Graciele | BRA | 0.67 | 25.18 | 0.36 |
| 4 | 2 | IGARASHI Chihiro | JPN | 0.64 | 25.38 | 0.56 |
| 5 | 3 | OKANO Kaho | JPN | 0.68 | 25.39 | 0.57 |
| 6 | 6 | HOPKIN Anna Elizabeth | GBR | 0.66 | 25.43 | 0.61 |
| 7 | 1 | KARAKOUSKAYA Nastassia | BLR | 0.73 | 25.61 | 0.79 |
| 8 | 8 | CHOI Hae Min | KOR | 0.62 | 25.96 | 1.14 |

Legend:

R.T. Reaction time UR Universiade Record WR World record



RESULTS SUMMARY

成績總表

| | Record | Name | NUSF Code | Location | Date |
|----|--------|----------------|-----------|----------------|-------------|
| WR | 23.67 | SJOSTROM SARAH | SWE | BUDAPEST (HUN) | 29 JUL 2017 |
| UR | 24.48 | HERASIMENIA A | BLR | KAZAN (RUS) | 16 JUL 2013 |

Semifinals Event No. 35

| Rank | Heat | Lane | Name | NUSF Code | R.T. | Time | Time Behind |
|------|------|------|------------------------|-----------|------|--------------|-------------|
| 1 | 2 | 4 | KAMENEVA Mariia | RUS | 0.63 | 24.82 | Q |
| 2 | 2 | 5 | BALDWIN Caroline Grace | USA | 0.71 | 25.15 | 0.33 Q |
| 3 | 2 | 7 | HERRMANN Graciele | BRA | 0.67 | 25.18 | 0.36 Q |
| 4 | 1 | 4 | KONOPKA Katrina Marie | USA | 0.76 | 25.24 | 0.42 Q |
| 5 | 1 | 3 | RACO Lucrezia | ITA | 0.69 | 25.32 | 0.50 Q |
| 6 | 1 | 5 | HARRISON MARCHIO A | BRA | 0.67 | 25.36 | 0.54 Q |
| 7 | 2 | 2 | IGARASHI Chihiro | JPN | 0.64 | 25.38 | 0.56 Q |
| 8 | 2 | 3 | OKANO Kaho | JPN | 0.68 | 25.39 | 0.57 Q |
| 9 | 2 | 6 | HOPKIN Anna Elizabeth | GBR | 0.66 | 25.43 | 0.61 |
| 10 | 2 | 1 | KARAKOUSKAYA Nastassia | BLR | 0.73 | 25.61 | 0.79 |
| 11 | 1 | 7 | TOUSSAINT Kira Marije | NED | 0.58 | 25.62 | 0.80 |
| 12 | 1 | 1 | PEZZATO Aglaia | ITA | 0.66 | 25.65 | 0.83 |
| 13 | 1 | 2 | DOWGIERT Anna | POL | 0.66 | 25.68 | 0.86 |
| 14 | 1 | 6 | CHELIUS Emma Anne | RSA | 0.70 | 25.80 | 0.98 |
| 15 | 1 | 8 | HWANG Seojin | KOR | 0.71 | 25.91 | 1.09 |
| 16 | 2 | 8 | CHOI Hae Min | KOR | 0.62 | 25.96 | 1.14 |

| | | | | | | | |
|----------------|------------------|------|---------------|----|--------------------|----|--------------|
| Legend: | Classified Final | R.T. | Reaction time | UR | Universiade Record | WR | World record |
|----------------|------------------|------|---------------|----|--------------------|----|--------------|




RESULT BOOK

29TH Summer Universiade Taipei 2017



Swimming

Women's Marathon
Swimming (10km)





ENTRY LIST BY EVENT As of 25 AUG 2017

參賽名單

Number of entries: 23

| Name | NUSF Code | Date of Birth | Location of Qualification | Date of Qualification |
|----------------------------------|-----------|---------------|---------------------------|-----------------------|
| MORIYAMA Yukimi | JPN | 09 AUG 1996 | | |
| NIIKURA Minami | JPN | 02 MAR 1998 | | |
| FURST Adeline | FRA | 05 MAR 1994 | | |
| BURSKA Justyna Dorota | POL | 07 APR 1995 | | |
| ZACHOSZCZ Joanna | POL | 17 APR 1993 | | |
| TEGHTSOONIAN Lauren Meg | CAN | 09 JAN 1997 | | |
| ELHENICKA Martina | CZE | 10 OCT 1993 | | |
| ZIHSLER Svenja Theresa | GER | 09 JAN 1994 | | |
| KOZYDUB Olga | RUS | 04 OCT 1991 | | |
| DUSABLON Jade | CAN | 15 JAN 1994 | | |
| STERBOVA Lenka | CZE | 08 AUG 1994 | | |
| ROMANCHUK Xeniya | KAZ | 28 SEP 1997 | | |
| NOVIKOVA Mariia | RUS | 27 MAR 1995 | | |
| OLASZ Anna | HUN | 19 SEP 1993 | | |
| GABRIELLESCHI Giulia | ITA | 24 JUL 1996 | | |
| NORDENGEN-CORRIS Sasha-Lee Da Ro | RSA | 20 MAY 1997 | | |
| POZZOBON Barbara | ITA | 17 SEP 1993 | | |
| SOMENEK Onon Katalin | HUN | 30 SEP 1997 | | |
| EICHELBERGER JUNGBL Viviane | BRA | 29 JUN 1996 | | |
| MARTINS LORSCHETTE Betina | BRA | 10 JUN 1990 | | |
| WINWARD Samantha Jean | NZL | 05 SEP 1994 | | |
| LEE Kareena Jane | AUS | 16 DEC 1993 | | |
| DEARING Alice Georgina | GBR | 23 APR 1997 | | |

Note:
All corrections are available in INFO



MEDALLISTS

獎牌得主

| Medal | Name | NUSF |
|--------|----------------------|---------------|
| GOLD | OLASZ Anna | HUN - Hungary |
| SILVER | GABRIELLESCHI Giulia | ITA - Italy |
| BRONZE | FURST Adeline | FRA - France |



START LIST

| Bib Number | Name | NUSF Code | Date of Birth | Time | Rank |
|------------|----------------------------------|-----------|---------------|------|------|
| 51 | BURSKA Justyna Dorota | POL | 07 APR 1995 | | |
| 52 | NOVIKOVA Mariia | RUS | 27 MAR 1995 | | |
| 53 | OLASZ Anna | HUN | 19 SEP 1993 | | |
| 54 | GABRIELLESCHI Giulia | ITA | 24 JUL 1996 | | |
| 55 | DEARING Alice Georgina | GBR | 23 APR 1997 | | |
| 56 | NIKURA Minami | JPN | 02 MAR 1998 | | |
| 57 | TEGHTSOONIAN Lauren Meg | CAN | 09 JAN 1997 | | |
| 58 | WINWARD Samantha Jean | NZL | 05 SEP 1994 | | |
| 59 | ROMANCHUK Xeniya | KAZ | 28 SEP 1997 | | |
| 60 | SOMENEK Onon Katalin | HUN | 30 SEP 1997 | | |
| 61 | ZACHOSZCZ Joanna | POL | 17 APR 1993 | | |
| 62 | POZZOBON Barbara | ITA | 17 SEP 1993 | | |
| 63 | DUSABLON Jade | CAN | 15 JAN 1994 | | |
| 64 | EICHELBERGER JUNGBL Viviane | BRA | 29 JUN 1996 | | |
| 65 | LEE Kareena Jane | AUS | 16 DEC 1993 | | |
| 66 | ELHENICKA Martina | CZE | 10 OCT 1993 | | |
| 67 | FURST Adeline | FRA | 05 MAR 1994 | | |
| 68 | ZIHLER Svenja Theresa | GER | 09 JAN 1994 | | |
| 69 | MORIYAMA Yukimi | JPN | 09 AUG 1996 | | |
| 70 | STERBOVA Lenka | CZE | 08 AUG 1994 | | |
| 71 | NORDENGEN-CORRIS Sasha-Lee Da Ro | RSA | 20 MAY 1997 | | |
| 72 | KOZYDUB Olga | RUS | 04 OCT 1991 | | |
| 73 | MARTINS LORSCHUITTE Betina | BRA | 10 JUN 1990 | | |

Note:

Consult competition schedule in INFO for heat start times