



2018

**ANNUAL
STATISTICAL
REPORT**

154th Report of the
General Conference of
Seventh-day Adventists[®]
for 2016 and 2017

(See back page for explanation and page number of revisions.)

Seventh-day
Adventist[®] Church





2018

**ANNUAL
STATISTICAL
REPORT**

154th Report of the
General Conference of
Seventh-day Adventists[®]
for 2016 and 2017

Seventh-day
Adventist[®] Church

12501 Old Columbia Pike, Silver Spring, MD 20904-6600



STATISTICAL REPORT

of Seventh-day Adventist® Conferences, Missions, and Institutions throughout the world for the year ending December 31, 2016, with year-end membership and congregational statistics for 2017

ABOUT THIS REPORT: Pastoral Care and Evangelism

About this Edition of the ASR. This is the 154th annual report of Seventh-day Adventist statistics. It reports membership and congregational statistics as of December 31, 2017, and institutional, financial, and personnel statistics as of December 31, 2016. Because the Global Mission Tables draw on a combination of membership, congregational, and personnel statistics, those tables (pp. 90-96) report data as of the end of 2016. The report includes color charts illustrating key statistics and statistical trends (pp. 5-6 and 103), as well as the color map of the 10/40 Window (p. 96), which continues to be a key priority for the Adventist Church.

New Members Joining the Church. 2017 was another landmark year for Adventist church growth: a total of **1,352,931** people became Seventh-day Adventists by baptism and profession of faith. This was the sixteenth year in all and fourteenth in succession in which more than one million new members joined the Seventh-day Adventist Church. Throughout the year, on average, one new person joined the Seventh-day Adventist Church every 23.33 seconds, an average of 154.34 accessions every hour.

Members Leaving the Church. In considering the statistics of the Seventh-day Adventist Church, it is also necessary, however, to consider losses. Figure 1 and Figure 2 (pp. 5-6) illustrate the numbers of members whose departure from the church has been recorded over the last ten years (2007-2017). The graphs in Figure 1 show the actual numbers leaving for all of the Church's 13 world divisions; Figure 2 charts these figures as percentages of beginning membership each year and compares the 13 divisions. Deaths or transfers to local churches in other divisions are not included. These figures show members who have left the Seventh-day Adventist Church. They do more than only reflect the typical membership ebb and flow; they also reveal the rigor and consistency (or lack thereof) in the use of audits to maintain accurate records. Figure 2 shows both data for all divisions in the ten-year period and a "close-up" of membership losses below 10% per annum. The need to chart the 10%+ deductions of SAD in 2008, 2009 and 2011, ESD in 2011, and WAD in 2013-14, means that other divisions' losses can be obscured; the second graph in Figure 2 allows a closer inspection of the extent to which divisions have deducted members and thus of the extent to which they have been auditing.

While numbers of losses have fluctuated for each division during that ten-year period, in Figure 1 we have grouped the divisions into three categories to compare them across broader ranges and time periods. The four divisions listed in the "high activity" category are SAD, IAD, ECD, and WAD: in each case, the division's deductions of members from their records have been around 150,000 church members or more in at least two of the last ten years. In these four divisions, church leaders and pastors have taken seriously their responsibility to keep accurate records of membership, recognizing the crucial role such records play in providing pastoral care to church members.

In the category of "moderate" activity are six divisions in which membership audits (see below) have been carried out to some extent: SID, SUD, SSD, SPD, ESD and NAD. Three divisions, NSD, TED, and EUD, have been listed as divisions with "low activity" and none of them deducted more than 8,000 church members in any of the last ten years: NSD has yet to carry out membership audits, whereas EUD and TED have done so, but they have the lowest memberships of any divisions and their audits consequently deduct low numbers from membership.

Membership Audits. As noted in last year's ASR, the impact of the world church's program of membership audits is now being seen in some divisions' statistical reports, with the welcome result that membership figures are more reliable. Yet audits will need to continue, because, as noted in my report to the 2015 GC Session and repeated in prefaces to the subsequent editions of the ASR, a range of data indicate that many territories' membership statistics are still overstated. One of the key metrics used in reaching this conclusion is the *mortality rate*: the number of deaths per thousand people in a population. By comparing Adventist mortality rates with those of the whole population of any given territory, one can get a good

sense of whether the reported membership is credible. Figure 3 (p. 103) shows the 2017 Adventist mortality rates as a percentage of general mortality rates in each of the church's thirteen world divisions and the attached fields. The chart makes plain how, in many divisions, Adventist mortality rates are far lower than general mortality, meaning that the total reported membership figure is probably unreliable. More unions, conferences and missions need to be examining their membership records, with an eye to deducting the many who, in their own minds, left the Church some time ago, but who continue to be included in official Adventist statistics. This not only distorts the records, effectively embodying deceit in the official records of many church organizational units, which in turn makes careful planning for church growth difficult, but it also is an indicator that pastoral care is not being prioritized. If we consider the example of the divine "Good Shepherd" of Luke 15, He keeps accurate count of His flock and therefore knows when even 1% is missing—a fact He takes strenuous efforts to put right. More Seventh-day Adventist church leaders need to take to heart the example given us by Our Lord and Savior in this wonderful parable.

Measuring TMI. Total Member Involvement (TMI, see Figure 4, p. 103) is a major, world-church evangelistic effort that is intended to involve every church member, every local church, and every administrative entity, in a wide variety of types of public, institutional, and personal outreach. Implemented in its first full year in 2016, the world-church initiative emphasizes the importance of engaging lay people for church growth. The graphs in Figure 4 demonstrate the effects of TMI in four countries that were the subject of major TMI public evangelistic efforts. In three of those countries—all in European divisions—TMI efforts began in 2017. As the graphs illustrate, there has been an increase in the average growth rate and accessions (depicted as percentages of year-end membership) in Moldova, Romania, Ukraine, and Rwanda since the implementation of TMI. The increase in Rwanda was significantly greater, both in terms of actual numbers of accessions and of percentage growth rate, than in the three European countries (which are in EUD and ESD). On the face of things, it seemed likely that a continuing effect would be felt, as people who took longer to study for baptism made their commitment the year following a TMI event. It is interesting, then, to note that in Rwanda, where TMI was implemented in 2016, there was a sizeable decrease in the average growth rate and accessions after the unprecedented growth documented during its inaugural year. It seems, therefore, that there was no enduring impact on growth. Overall, the average growth rates and accessions recorded for all four countries before and after TMI are promising. We look forward to receiving, publishing and analyzing more data on the outcomes of TMI as it continues to be implemented worldwide.

Attendance. This is the sixth *Report* to include statistics on church attendance and I stress again, as last year, that not all regions of the world are currently counting attendance at Sabbath School and divine service. These data are absolutely essential for proper pastoral care, which is the answer to the Seventh-day Adventist Church's global loss rate of 40% in the last fifty years. The reluctance of many pastors to work with elders and deacons to have what really is the minimal data of how many people were in their congregation on a given Sabbath is something that is puzzling. We hope, by the end of the quinquennium, that church leaders will have recognized the need for accurate attendance records; as that happens, and as they transmit to ASTR their statistics, the published figures for attendance in the ASR will become broadly accurate. But for now, though in some divisions counting is done comprehensively, total figures for attendance are not yet reliable for many unions and for several world divisions.

A Seventh-day Adventist statistical archive consisting of past statistical reports, tables, and documents is available online at: www.adventiststatistics.org.

Dr. D. J. B. Trim

Statistics and analysis within this report compiled by Kathleen Jones, Lisa Rasmussen, and Alejandra Castillo.

TABLE OF CONTENTS

Key to Seventh-day Adventist Divisions, Table 1 3

Scheduled Meetings, Table 2 3

Accessions, Table 3 4

Church Membership by World Divisions, Table 4 4

General Survey of Organizations, Table 5 4

Summary of Institutions, Table 6 4

Tithe and Offerings 2016, Table 7 4

Tithe and Offerings, Table 8 4

Members Leaving the Church,
 Arranged from High Activity to Low Activity, Figure 1 5

As a Percentage of Division Membership, Figure 2 6

General and Institutional Employees, Table 9 7

Literature Evangelists, Table 10 7

Food Industries, Table 11 7

Publishing, Table 12 7

Women’s Ministries, Table 13 7

Youth Ministries, Table 14 7

Children’s Ministries, Table 15 8

Healthcare Institutions, Table 16 8

Count of Unions, Conferences, and Local Fields, Table 17 8

Broadcast Ministries, Table 18 8

Sabbath School and Personal Ministries, Table 19 9

Education, Table 20 9

Missionaries, Table 21 9

Denominationally Employed Workers Classified by Type of Employment
 2016, Table 22 10

Denominationally Employed Workers Classified by Credentials Carried 2016,
 Table 23 10

Membership Statistics by Division for 2017, Table 24 12

Tithes and Offerings by Division 2016, Table 25 31

Denominational Employees by Division 2016, Table 26 50

Institutional Statistics for 2016 76

Section I—Educational Institutions and Primary Schools, Table 27 76

Section II—Healthcare Institutions, Table 28 80

Section III—Publishing Houses, Table 29 86

Section IV—Food Industries, Table 30 88

Adventist Development and Relief Agency International (ADRA),
 Tables 31, 32 89

Global Mission 90

The Church’s Presence, Outreach, and Mission 90

GM Table 1—Conf/Miss Where Each Church Serves More Than One
 Million Persons 90

GM Table 1a—Countries and Areas Where SDA Work is Not Currently
 Established 91

GM Table 2—Seventh-day Adventist Presence in Countries
 and Areas of the World 92

GM Table 3—10/40 Window 95

10/40 Window Map 96

Languages and Dialects in Which SDA Publications are Now in Print,
 Table 33 97

Summary of Seventh-day Adventist World Statistics, Table 34 99

A General Survey of Statistical and Financial Summaries Over a Period
 of Years, Table 35 100

Total Tithe and Offerings From Date of Organization to the Present Time,
 Table 36 101

2017 Adventist Mortality as a Percentage of General Mortality, Figure 3 103

Measuring Total Member Involvement, Figure 4 103

Sessions of the General Conference of Seventh-day Adventists, Table 37 104

Officers of the General Conference of Seventh-day Adventists, Table 38 104

Note—Adventist® and Seventh-day Adventist® are the registered trademarks of the General Conference of Seventh-day Adventists®.

KEY TO SEVENTH-DAY ADVENTIST DIVISIONS AND GC ATTACHED UNION/FIELD

Table 1

ECD	East-Central Africa Division	NSD	Northern Asia-Pacific Division	SSD	Southern Asia-Pacific Division
ESD	Euro-Asia Division	SAD	South American Division	TED	Trans-European Division
IAD	Inter-American Division	SPD	South Pacific Division	WAD	West-Central Africa Division
EUD	Inter-European Division	SID	Southern Africa-Indian Ocean Division	MENA	Middle East and North Africa Union Mission
NAD	North American Division	SUD	Southern Asia Division	ISRF	Israel Field

SCHEDULED MEETINGS

Table 2

Meeting	Date	Location	Meeting	Date	Location
Annual Council	October 11 to 17, 2018 . .	Battle Creek, Michigan	Spring Meeting	April 14 and 15, 2020	Silver Spring, Maryland
Spring Meeting	April 9 and 10, 2019	Silver Spring, Maryland	General Conf Session	June 25 to July 4, 2020 . . .	Indianapolis, Indiana
Annual Council	October 10 to 16, 2019 . .	Silver Spring, Maryland	Annual Council	October 8 to 14, 2020	Silver Spring, Maryland

ACCESSIONS Table 3
(Additions to the Church by Baptism and Profession of Faith)

Division/Attached Fields	2014	2015	2016	2017	2017 Accessions as Percent of World Total
East-Central Africa	253,764	274,011	343,365	388,035	28.68%
Euro-Asia	2,834	3,267	2,929	3,069	0.23%
Inter-American	176,860	177,490	186,594	184,943	13.67%
Inter-European	3,912	4,320	4,054	4,257	0.31%
North American	34,930	37,607	37,028	37,580	2.78%
Northern Asia-Pacific	16,846	18,910	23,377	18,172	1.34%
South American	233,481	254,768	254,857	231,406	17.10%
South Pacific	28,186	26,730	61,731	39,468	2.92%
Southern Africa-Indian Ocean	238,420	270,664	278,070	268,121	19.82%
Southern Asia	27,483	32,541	24,358	31,280	2.31%
Southern Asia-Pacific	95,224*	97,894	82,149	81,417	6.02%
Trans-European	2,364	2,723	2,104	2,288	0.17%
West-Central Africa	52,997*	59,756	55,624	62,632	4.63%
Attached to the General Conf:					
Middle East and North Africa Un	158	173	182	203	0.02%
Israel Field	47	26	54	60	0.00%
Totals	1,167,506*	1,260,880	1,356,476	1,352,931	100.00%

Note—Beginning with 2015, accessions also include the "adjustments added" column. *Revised.

CHURCH MEMBERSHIP BY WORLD DIVISIONS Table 4

Division/Attached Fields	2013	2014	2015	2016	2017
East-Central Africa	2,856,708	3,046,313	3,225,454	3,502,462	3,844,316
Euro-Asia	116,013	114,879	113,367	111,531	109,994
Inter-American	3,686,255	3,608,385	3,615,558	3,726,421	3,787,546
Inter-European	178,199	178,460	178,831	178,339	178,979
North American	1,184,395	1,201,366	1,218,397	1,237,004	1,249,715
Northern Asia-Pacific	679,907	688,106	703,034	719,766	733,549
South American	2,263,194	2,329,245	2,410,578	2,479,452	2,481,935
South Pacific	420,962	429,136	445,590	490,294	512,055
Southern Africa-Indian Ocean	3,167,259	3,346,372	3,514,069	3,747,573	3,873,848
Southern Asia	1,510,326	1,527,238	1,558,039	1,580,614	1,603,952
Southern Asia-Pacific	1,222,546	1,285,083*	1,369,475	1,418,551	1,482,143
Trans-European	84,428	85,081	86,384	87,193	87,725
West-Central Africa	769,607	635,064*	683,318	725,045	776,837
Attached to the General Conf:					
Middle East and North Africa Un	3,151	3,423	3,644	3,782	3,986
Israel Field	795	831	700	752	767
Totals	18,143,745	18,478,982*	19,126,438	20,008,779	20,727,347

*Revised.

GENERAL SURVEY OF ORGANIZATIONS Table 5

Year	Union Conferences and Missions	Local Conferences and Missions	Churches	Primary Schools	Institutions	Total Organizations
1863	...	6	125	...	1	132
1870	...	11	179	...	2	192
1880	...	32	640	...	5	677
1890	...	42	1,016	...	15	1,073
1900	2	87	1,892	220	65	2,266
1910	23	193	2,769	594	188	3,767
1920	46	301	4,541	966	183	6,037
1930	71	430	6,741	2,077	399	9,718
1940	69	330	8,924	2,752	521	12,596
1950	80	370	10,237	4,277	521	15,485
1960	74	356	12,975	4,463	678	18,546
1970	75	379	16,505	4,045	927	21,931
1980	80	377	21,555	4,127	1,451	27,590
1990	87	451	31,654	4,267	1,632	38,091
2000	92	489	48,987	4,809	2,072	56,449
2010	119	585	70,188	5,813	2,648	79,353
2013	132	626	76,364	5,371	2,935	85,428
2014	132	632*	78,810	5,332	3,289	88,195*
2015	135	655	81,552	5,705	3,363	91,410
2016	135	665	84,207	5,915	3,376	94,298

Note—As of 2008, 'Unions of Churches' are being counted as unions, no longer as local conferences. *Revised.

SUMMARY OF INSTITUTIONS Table 6

Year	Tertiary Inst., Wkr. Tr. Inst., and Sec. Schools	Food Industries	Hospitals and Sanitariums	Nrsng/Ret. Orphngs/ Children's Homes	Clinics and Dispensaries	Media Centers	Publishing Houses and Branches	Totals
1900	25	...	27	13	65
1920	97	...	33	...	8	...	45	183
1930	201	25	51	...	55	...	67	399
1940	251	29	90	...	68	...	83	521
1950	283	32	106	...	57	...	43	521
1960	370	26	108	30	102	...	42	678
1970	512	27	139	49	152	...	48	927
1980	882	20	153	80	266	...	50	1,451
1990	995	28	154	71	322	4	58	1,632
2000	1,255	26	174	158	393	9	56	2,072*
2010	1,993	20	173	168	216	14	63	2,648*
2013	2,208	21	173	160	294	15	63	2,935*
2014	2,460	22	175	169	385	15	62	3,289*
2015	2,503	19	180	142	441	16	61	3,363*
2016	2,600	20	198	154	329	15	59	3,376*

*Includes Adventist Risk Mgmt., Inc., which achieved General Conference institutional status in 1996.

TITHE AND OFFERINGS 2016* Table 7

Tithe and Offerings	Amount	Percent of Total	Per Capita
Tithe	2,292,110,326	71.0%	122.27
World Mission Fund, Including Sabbath School	83,122,829	2.6%	4.43
Other General Conference Funds	10,990,423	0.3%	0.59
Intradivision Funds	77,811,650	2.4%	4.15
Ingathering Funds	7,804,576	0.2%	0.42
Local Church Funds	757,712,646	23.5%	40.42
World Totals 2016	3,229,552,450	100.0%	172.27
World Totals 2015	3,230,099,011**		
Decrease for 2016	(546,561)		
Percentage of Decrease	(0.02%)		

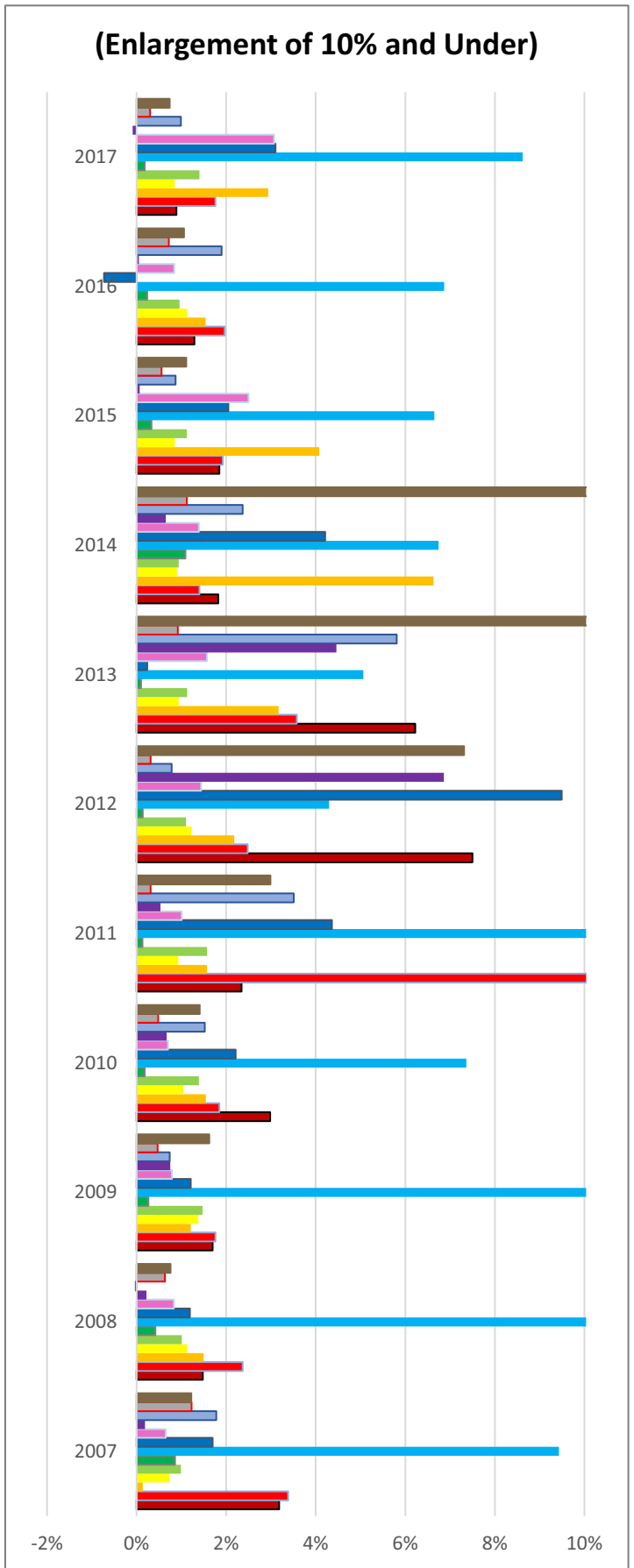
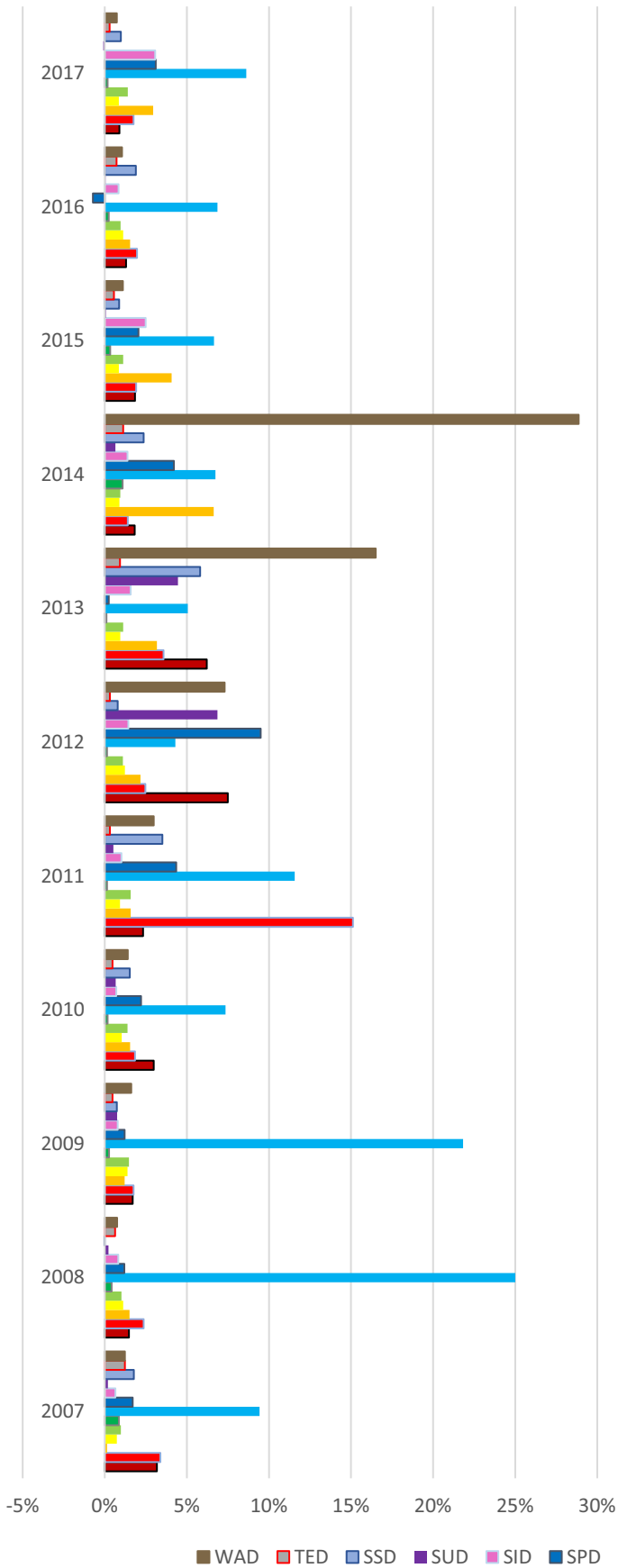
*These funds do not include relief contributions. **Revised.

**TITHE AND OFFERINGS
Showing Percentages of Total** Table 8

Year	Tithe	World Mission Including Sabbath School, Other General Conference, and Ingathering Funds		Intradivision and Local Church Funds		Total Tithe and Offerings	
		US\$	US\$	US\$	US\$		
1863	8,000	100.0%	8,000	
1870	21,822	86.0%	3,553	14.0%	...	25,375	
1880	61,857	91.2%	5,944	8.8%	...	67,801	
1890	225,434	78.6%	61,431	21.4%	...	286,865	
1900	510,259	77.1%	151,710	22.9%	...	661,969	
1910	1,338,690	60.2%	458,944	20.6%	426,134	19.2%	2,223,768
1920	7,195,463	60.7%	3,251,550	27.4%	1,407,391	11.9%	11,854,404
1930	6,230,362	51.4%	4,020,398	33.2%	1,861,849	15.4%	12,112,609
1940	8,071,654	56.7%	3,827,536	26.9%	2,327,139	16.4%	14,226,329
1950	27,728,250	60.4%	9,998,658	21.8%	8,181,149	17.8%	45,908,057
1960	59,132,241	59.2%	16,729,067	16.7%	24,041,047	24.1%	99,902,355
1970	124,046,447	58.7%	27,222,200	12.9%	59,913,011	28.4%	211,181,658
1980	398,880,407	62.1%	72,119,040	11.2%	171,444,769	26.7%	642,444,216
1990	659,924,400	65.2%	78,048,177	7.7%	273,742,795	27.1%	1,011,715,372
2000	1,093,239,507	65.8%	82,324,122	5.0%	487,038,563	29.3%	1,662,602,192
2010	2,037,618,294	70.2%	119,394,827	4.1%	743,932,489	25.6%	2,900,945,610
2013	2,396,813,329	71.4%	133,488,766	4.0%	824,561,851	24.6%	3,354,863,946
2014	2,455,475,981	70.4%	125,517,556	3.6%	906,249,446	26.0%	3,487,242,983
2015	2,288,938,954*	70.9%	104,260,374*	3.2%	836,899,683*	25.9%	3,230,099,011*
2016	2,292,110,326	71.0%	101,917,828	3.2%	835,524,296	25.9%	3,229,552,450
Grand Totals 154 Years	47,913,649,082		4,198,355,544		19,049,329,498		71,161,334,124
Percent of Grand Totals	67.3%		5.9%		26.8%		100.0%
Total Tithe and Offerings Per Capita 2016							\$172.27

*Revised.

Figure 2 Members Leaving the Church as a Percentage of Division Membership



Legend: WAD (brown), TED (red), SSD (blue), SUD (purple), SID (pink), SPD (dark blue), SAD (cyan), NSD (green), NAD (light green), EUD (yellow), IAD (orange), ESD (dark red), ECD (black)

GENERAL AND INSTITUTIONAL EMPLOYEES Table 9

Year	General Employees	Institutional Employees	Full Time Employees	Part Time Employees	Casual Employees	Total Active Employees
1863	30	30
1870	72	72
1880	260	260
1900	1,500	1,500
1920	5,896	4,853	10,749
1930	10,599	7,926	18,525
1940	14,270	11,438	25,708
1950	20,274	14,860	35,134
1960	23,479	22,091	45,570
1970	26,092	35,892	61,984
1980	34,814	51,025	85,839
1990	41,876	75,294	117,170
2000	54,843	108,912	163,755
2010	75,053	138,713	213,766
2013	86,060	174,121	228,373	21,864	9,944	260,181
2014	91,261	188,343	251,431	19,187	8,986	279,604
2015	95,483	191,638	264,695	13,815	8,611	287,121
2016	97,803	207,492	277,726	14,912	12,657	305,295

Note—Prior to 1970, honorary employees were included. No Literature Evangelists are included. See new table below.

LITERATURE EVANGELISTS Table 10

Year	Credentialed and Licensed	Interns/ Other	Part Time	Total Literature Evangelists
1902	826	826
1910	1,697	1,697
1920	2,332	2,332
1930	2,936	2,936
1940	3,062	3,062
1950	3,793	3,793
1960	3,320	3,320
1970	3,973	3,973
1980	7,073	7,073
1990	7,730	7,730
2000	7,085	7,085
2010	6,994	6,994
2013	5,864	7,978	7,710	21,552
2014	4,463	7,510	9,333	21,306
2015	5,210	7,518	9,536	22,264
2016	6,050	9,149	10,133	25,332

FOOD INDUSTRIES Table 11

Year	Food Industries	Employees				Products		Sales
		Full-time	Part-time	Casual	Student	Manufactured	Other	
1980	20	2,445	589	724	1,003	161,596,678
1985	28	3,385	705	1,183	792	178,609,601
1990	28	3,142	643	967	2,017	301,718,937
1995	28	3,839	563	1,741	646	363,186,808
2000	26	3,438	417	2,156	934	414,134,361
2005	30	5,097	300	2,399	910	834,159,122
2007	24	4,659	152	2,585	939	939,112,373
2008	23	3,369	103	1,655	909	598,373,317
2009	21	3,553	131	1,404	1,451	...
2010	20	3,628	115	1,809	1,612	903,128,141
2012	21	3,404	113	2,145	1,311	833,237,702
2013	21	3,477	106	2,216	1,340	742,135,011
2014	22	3,750	96	2,358	1,368	715,168,269
2015	19	3,223	85	136	106	2,277	915	616,095,098
2016	20	3,352	374	473	73	2,475	331	684,312,375

PUBLISHING Table 12

Year	Publishing Houses and Branches	Publishing House and Branch Employees	Sales	Periodicals	Baptisms*	Literature Evangelists		
						Full-time	Part-time	Student
US\$								
1850	1
1880	4	128	40,000	10
1900	13	600	250,000	96	...	2,332 **
1920	45	1,125	5,682,972	144	...	3,062 **
1940	83	1,255	4,324,907	329	...	3,793 **
1950	43	1,668	12,602,590	317	...	4,757 **
1960	42	2,057	23,543,133	293	...	5,275 **
1970	48	2,379	46,882,360	279	...	6,754 **
1980	50	2,513	134,693,433	370	19,992	11,043	3,145	6,514
1990	58	2,293	106,422,910	582	39,295	21,779	4,213	4,253
2000	56	2,027	102,041,495	307	69,724	15,850	5,371	4,091
2010	63	2,133	194,638,728	447	57,429	14,560	13,054	19,940
2013	63	2,248	203,090,636	393	76,206	13,452	14,948	21,541
2014	62	2,016	186,663,674	365	82,799	13,584	15,379	20,618
2015	61	2,027	174,082,139	356	69,611	13,540	12,975	19,797
2016	59	2,049	159,411,489	362	66,590	12,366	12,956	19,293

Note—Beginning with 1987, publishing houses and branches were asked to report wholesale rather than retail sales.

*Persons baptized as a direct result of outreach by literature evangelists.

**Includes full-time, part-time, and student literature evangelists.

WOMEN'S MINISTRIES Table 13

Year	Baptisms	Reclaimed Members	Series of Evangelistic Meetings	Training Seminars	Other Meetings	Retreats/ Con-gresses	SDA Women Attending	Non-SDA Women Attending	Scholarships Awarded
1992	5,228	1,120	8,083	1,797	5,572	748	50,368	9,090	...
1993	8,449	18,091	1,555	1,818	14,826	1,152	116,061	9,415	1
1995	12,601	7,627	5,130	3,535	16,428	7,699	347,598	37,433	75
1998	77,971	14,856	25,822	14,871	64,235	13,391	633,664	63,341	78
2000	101,046	30,846	38,468	19,168	104,652	29,751	529,460	74,547	75
2005	133,431	29,083	93,754	29,418	151,201	18,214	1,110,144	144,038	141
2008	125,674	32,461	59,018	54,064	139,631	18,144	1,134,166	109,177	112
2009	127,545	28,849	66,200	53,137	184,420	24,870	1,748,297	145,661	135
2010	125,053	33,598	69,232	54,748	165,532	21,187	1,863,324	131,232	323
2012	129,320	63,180	59,605	46,979	131,258	25,334	696,462	100,933	178
2013	111,772	48,462	50,420	51,984	132,550	31,622	1,270,125	101,912	464
2014	109,729	55,230	97,417	96,344	259,870	27,292	1,380,312	106,855	271
2015	139,354	63,733	74,651	84,122	115,032	35,441	1,345,494	120,214	384
2016	233,474	131,161	159,563	92,734	220,879	109,202	3,299,680	420,202	384

Baptisms: Persons baptized as a direct result of ministry by women.

Other Meetings: Prayer breakfasts, women's seminars, support groups, Bible studies, prayer ministries, etc.

Retreats/Congresses: Women's weekend or full day retreats or congresses.

Scholarships Awarded: Scholarships awarded from the General Conference Women's Ministries Scholarship Fund.

YOUTH MINISTRIES Table 14

Year	AY Societies	AY Membership	Ambassador Clubs	Ambassador Membership	Pathfinder Clubs	Pathfinder Membership	Adventurer Clubs	Adventurer Membership
1910	647	12,408
1920	2,030	41,916
1930	3,825	84,823
1940	6,622	148,698
1950	10,892	268,354
1960	14,064	449,996
1970	19,107	630,827	2,768	58,371
1980	25,100	1,044,947	7,203	161,402
1990	39,547	1,916,652	11,425	378,538
2000	52,691	2,782,940	22,830	634,516
2010	72,228	3,139,508	10,902	133,287	37,864	1,448,016	25,923	1,484,046
2012	69,143	2,552,048	13,817	298,853	37,537	1,341,987	27,280	1,405,204
2013	73,535	2,572,572	18,224	318,948	34,533	1,570,459	24,155	1,375,921
2014	85,631	2,699,897	18,167	230,247	36,295	1,532,553	27,692	1,362,272
2015	72,125	2,446,228	17,334	392,403	38,743	1,491,483	28,376	1,205,910
2016	78,640	2,413,444	18,611	393,257	44,929	1,568,624	33,820	1,306,360

CHILDREN'S MINISTRIES

Table 15

Year	Children in Congregations (Under Age 15)	Congregations with Children's Ministries* Coordinator *	Vacation Bible Schools (VBS)	VBS Attendance		Evangelistic Outreach Programs for Children	Leader-Teacher Training Events	Children Baptized (Under Age 15)	Congregations with Baptismal Classes*	Service Opportunities/Community Outreach in which Children Participated	Congregations that Implement the Kids in Discipleship Initiative
				SDA Families	Non-SDA Families						
1996	6,492	57,134	36,529	9,887	17,341	8,366
1997	8,032	95,353	66,263	10,595	3,716	8,100
1998	8,853	91,537	58,523	10,823	3,726	12,044
1999	9,838	155,025	95,015	10,367	6,208	22,871
2000	16,437	160,525	111,551	11,872	5,154	24,669
2005	...	37,176	29,104	968,732	573,905	78,387	42,190	113,849	23,311	137,288	...
2010	1,118,528	68,920	22,972	439,426	249,235	126,357	35,884	138,044	53,553	72,009	...
2012	1,884,643	96,656	22,629	349,000	238,235	138,630	37,533	122,043	38,523	136,413	1,148
2013	2,396,003	74,764	18,106	237,772	175,390	90,328	22,260	108,965	26,066	189,501	2,379
2014	1,796,724	57,469	24,163	235,952	180,273	93,770	48,354	126,563	21,729	111,935	3,828
2015	1,144,626	58,151	17,143	228,044	188,895	75,674	49,055	133,257	18,539	113,028	4,037
2016	2,175,739	62,921	29,905	422,255	235,249	104,816	60,916	166,127	27,415	121,029	5,228

*Beginning with 2006, the heading "Churches" changed to "Congregations." Congregations are officially organized churches and companies. Evangelistic Outreach Programs: e.g. Branch Sabbath Schools.

HEALTHCARE INSTITUTIONS

Table 16

Year	Institutions			Total Employees
	Hospitals and Sanitariums	Clinics and Dispensaries	Nrsg Homes, Retirement Centers, Orphanages, Children's Homes	
1880	2	165
1920	33	8	...	2,225
1940	90	68	...	6,184
1960	108	102	30	13,429
1980	153	266	80	54,941
1990	154	322	71	57,411
2000	174	393	158	85,307
2005	167	449	159	90,978
2010	173	216	168	112,578
2011	172	238	169	107,260
2012	175	269	170	114,857
2013	173	294	160	121,440
2014	175	385	169	122,795
2015	180	441	142	123,123*
2016	198	329	154	121,592

*Revised

COUNT OF UNIONS, CONFERENCES, AND LOCAL FIELDS

Table 17

DIVISION	Union Conferences	Union Missions	Union of Churches Conferences	Union of Churches Missions	Local Conferences	Local Missions
East-Central Africa	3	8	20	40
Euro-Asia	2	3	2	2	17	12
Inter-American	11	12	...	1	94	46
Inter-European	6	...	5	...	21	...
North American	9	57	2
Northern Asia-Pacific	2	1	9	3
South American	4	10	...	2	50	31
South Pacific	2	2	12	18
Southern Africa-Indian Ocean	7	3	27	16
Southern Asia	...	7	8	35
Southern Asia-Pacific	4	5	15	42
Trans-European	8	...	3	...	19	6
West-Central Africa	4	6	42	19
Attached to General Conf.	...	1	4
World Total 2016	62	58	10	5	391	274
World Total 2015	62	59	10	4	386*	269*
Group Totals 2016	135		...		665	...
Group Totals 2015	135		...		655	...

*Revised.

BROADCAST MINISTRIES

Table 18

Year	AM/FM and Internet Radio Stations Owned and Operated by SDA Church		No. of Hours Broadcast Annually "Purchased" on Other Radio Stations	TV Channels (Including Internet) Owned and Operated by SDA Church		No. of Hours Broadcast Annually "Purchased" on Other TV Stations	Media Centers /Production Studios					Adventist World Radio (AWR)				
	No. of Radio Stations	No. of Hours Broadcast Annually (SDA owned)		No. of TV Stations/Channels	No. of Hours Broadcast Annually (SDA Owned)		No. of Media Centers/Production Studios	No. of Languages Produced	Radio Programs: No. of Hours Produced Annually	No. of Audio Podcasts Published on the Internet Annually	TV Programs: No. of Hours Produced Annually	No. of TV Podcasts Published on the Internet Annually	No. of Broadcast Languages	No. Hours Broadcast Annually	No. of Radio Programs Produced Annually	No. of Audio Podcast Downloads
1960	1,389*	184*
1970	4,476*	435*
1980	3,328	343
1990	1,227	143
2000	3,456	4,372*
2010	710	775	70	36,297	19,674
2013	689	4,127,196	215,236	119	525,968	298,898	181	239	550,644	113,385	49,226	52,364	77	47,038	23,016	...
2014	853	5,150,240	114,384	441	561,263	36,052	166	229	215,824	70,491	54,961	42,048	78	65,082	25,064	1.16 billion
2015	1,066	4,068,032	489,851	484	469,851	91,829	160	245	242,508	47,894	48,470	23,241	83	92,671	24,660	4.4 billion
2016	1,160	4,026,233	579,909	654	578,122	128,422	155	212	157,048	43,602,273	147,583	993,451	83	95,315	26,984	6,135,276,009

*Includes number of broadcasts per week.

Note—NAD did not report in 2010.

+As of October 31.

STATISTICAL REPORT

SABBATH SCHOOL AND PERSONAL MINISTRIES

Table 19

Year	Bible School Enrollments	Bible School Graduates	Lay Crusades/ Seminars	Lay Bible Studies	Baptisms*	Pieces of Literature Distributed	Community Services Units	Ingathering Funds	Sabbath Schools +	Sabbath School Attendance ++	Percent of Church Membership	Investment Offerings	Sabbath School Mission Offerings	SS Mission Offerings as Percent of Tithe
								US\$				US\$	US\$	
1880	451	11,821	75.92%	...	2,784	4.50%
1890	1,414	33,783	113.71%	...	28,643	12.71%
1900	2,334	50,804	67.05%	...	46,794	9.17%
1910	96,964**	4,151	101,161	96.78%	...	138,038	10.31%
1920	19,683	686,700	6,151	195,663	105.51%	...	1,441,962	20.04%
1930	28,536	1,290,854	9,966	382,743	121.79%	67,367	1,870,343	30.02%
1940	36,289	1,326,120	14,817	618,507	122.54%	108,350	1,765,277	21.87%
1950	68,510	4,125,463	16,694	952,229	125.82%	401,419	4,828,091	17.41%
1960	277,344	92,142	90,404	7,274,440	22,617	1,682,983	135.17%	786,242	8,162,705	13.80%
1970	486,235	161,467	157,766	10,598,152	30,601	2,607,713	127.09%	2,255,554	14,420,872	11.63%
1980	700,777	314,146	52,877	9,184,988	193,783	16,356,170	41,906	4,144,386	119.07%	4,704,254	34,564,983	8.67%
1990	290,736	166,527	141,239	11,586,376	215,407	32,271,391	16,698	15,616,983	76,323	8,011,268	119.66%	4,640,765	40,388,328	6.12%
2000	1,092,963	481,160	202,263	9,308,661	486,378	74,023,800	135,787	9,622,709	120,865	14,513,424	124.18%	4,405,364	44,986,478	4.11%
2010	584,728	198,034	251,691	5,558,014	514,734	59,354,723	116,966	11,067,178	140,694	19,368,905	114.45%	4,141,977	61,362,489	3.01%
2013	554,300	199,392	1,587,088	5,871,683	761,990	60,113,539	236,503	9,394,607	...	6,164,226	...	5,747,395	70,812,141	2.95%
2014	516,744	202,583	1,248,267	5,418,741	851,992	49,165,057	165,902	9,630,606	...	6,342,650	...	6,663,469	71,553,835	2.91%
2015	793,709	261,479	107,375	3,547,699	746,540	48,125,407	186,565	8,550,494	...	6,253,993	...	6,465,881	76,016,330	3.32%
2016	449,445	173,781	195,029	2,608,240	736,447	111,475,085	483,636	7,804,576	...	6,730,428	...	6,404,364	75,667,682	3.30%
Total Ingathering Funds 1908-2016								US \$ 759,613,558						

*Persons baptized as a direct result of outreach by lay members. **1908-1910. +Beginning with 2011, number of Sabbath Schools are no longer collected. ++In 2012, Sabbath School Membership was changed to Sabbath School Attendance. Since that time the reporting has been incomplete.

EDUCATION

Table 20

Year	Tertiary Institutions			Worker Training Institutions			Secondary Schools			Primary Schools		
	Institutions	Teachers	Enrollment	Institutions	Teachers	Enrollment	Schools	Teachers	Enrollment	Schools*	Teachers	Enrollment*
1880	1	14	52	5	353	2	3	99
1900	8	100	1,590	18	134	810	220	250	5,000
1920	19	1,020 +	1,616	40	...	7,924	966	1,273	28,555
1930	31	1,794 +	4,124	70	...	10,524	2,077	2,547	78,533
1940	35	2,782 +	6,989	90	...	12,196	2,752	3,752	107,576
1950	47	3,881 +	15,502	126	...	20,382	4,277	6,108	187,922
1960	51	1,305	16,513	309	3,456	43,041	4,463	8,437	235,887
1970	77	1,917	24,540	398	4,392	60,952	4,045	10,235	286,600
1980	76	3,619	32,882	806 +	6,156 +	111,927 +	4,127	16,079	494,488
1990	76	3,407	42,562	32	...	2,913	887	10,662 +	150,540	4,267	27,259	540,647
2000	94	4,648	65,589	35	419	8,868	1,126	17,492	257,937	4,809	33,367	732,698
2010	111	11,289	131,516	59	694	8,862	1,823	30,805	494,324	5,813	44,057	1,034,052
2013	114	12,540	134,091	44	447	5,545	2,050	33,939	581,173	5,371	46,981	1,086,884
2014	115	12,839	147,123	49	500	5,922	2,296	32,070	566,301	5,332	50,330	1,145,006
2015	114	13,561	142,530	53	541	7,596	2,336	36,711	583,946	5,705	51,965	1,188,910
2016	115	14,384	145,024	50	603	5,757	2,435	39,370	603,211	5,915	54,282	1,200,880

*Prior to 1996, figures were based on Department of Education and conference or mission secretaries' reports. +Separate figures for tertiary institutions, worker training institutions, and secondary schools were not available.

MISSIONARIES

Table 21

Year	New Missionary Arrivals*						Missionaries Currently Serving						ISE Permanent Returnees ****
	ISE Appointees **	ISE Unassigned Spouses	Adventist Volunteer Service***	Global Mission Pioneers+	Other Missionaries ++	Total	ISEs +++	ISE Unassigned Spouses	Adventist Volunteer Service***	Global Mission Pioneers+	Other Missionaries ++	Total	
1958	266	266	266	...
1960	270	270	3	273	...
1970	470	470	125	595	...
1980	356	356	1,388	...	763	2,151	326
1990	369	369	1,089	...	1,087	2,176	279
2000	169	...	518	687	1,138	...	1,526	2,664	135
2010	107	...	719	98	...	924	860	...	1,358 ‡	1,142	...	2,641	109
2013	92	15	531	801	764	2,203	781	160	1,097	1,894	1,750	5,682	72
2014	69	17	457	414	476	1,433	753	111	1,016	1,733	2,203	5,816	90
2015	60	16	460	1,074	500	2,110	801	110	954	2,302	1,507	5,674	63
2016	89	25	825	...	910	1,849	670	150	1,282	1,047	1,769	4,918	105

*Includes intradivision (where divisions have defined mission territories) and interdivision arrivals. **New ISEs (International Service Employees) and spouses employed this year. Unassigned spouses were included in this column until 2013. ***Adventist Youth Services are included. Figures for years 1960 to 1990 reflect new AVS arrivals. Figures for 2000 onward reflect AVS currently serving. ****Initial Permanent Returnees only. +Global Mission Pioneers remain in their own country. ++Other Missionaries include: Tentmakers, Waldensian Students, Contract Workers (working in a foreign country, but not ISEs), 1000 Missionary Movement Workers, Pioneer Missionary Movement Workers, Intra-Division/Inter-Union Workers (if not in home country), Intra-Union Workers (if not in home country), and One Year in Mission Workers. +++ISEs and spouses currently employed. Unassigned spouses were included in this count until 2013. ‡Revised.

DENOMINATIONALLY EMPLOYED WORKERS CLASSIFIED BY TYPE OF EMPLOYMENT 2016

Table 22

Organization	General Employees															Institutional Employees			
	Evangelistic and Pastoral Employees						Administrative, Promotional, Office, and Miscellaneous Employees					Primary School Teachers			Bible Instructors		Tertiary Inst., Worker Training Inst., and Secondary School Teachers		
	Ordained		Licensed		Other		Ordained		Other										
	FT	PT	FT	PT	FT	PT	FT	PT	FT	PT	C	FT	PT	C	FT	PT	FT	PT	C
General Conference	2	84	...	2,380	75	41	19	213
East-Central Africa	1,642	...	1,012	...	120	63	122	...	2,744	138	117	1,121	34	133	10	...	1,829	61	278
Euro-Asia	535	...	424	...	101	54	94	...	458	121	47	39	4	34
Inter-American	1,626	...	1,171	...	738	...	581	...	2,993	63	12	2,985	124	21	180	18	4,238	386	101
Inter-European	594	2	208	1	146	9	361	...	614	106	25	99	11	9	14	1	229	28	27
North American	2,947	82	579	63	598	390	400	6	2,814	2,665	2,752	2,815	400	585	49	68	2,037	229	692
Northern Asia-Pacific	851	...	202	2	4,641	...	69	...	197	26	...	294	14	1,218	25	8	...
South American	2,434	...	951	...	40	...	778	...	9,176	9,728	542	...	6,237
South Pacific	604	15	438	1	360	47	161	...	1,100	334	411	1,594	257	320	45	21	1,180	230	297
Southern Africa-Indian Ocean	875	...	418	4	138	18	211	...	1,691	295	29	337	3	...	7	...	414
Southern Asia	343	...	151	...	358	...	177	...	825	1,595	208	...	1,510
Southern Asia-Pacific	1,233	...	801	...	304	60	375	...	1,709	14	119	3,395	35	185	48	...	2,167	104	19
Trans-European	326	5	85	1	185	37	77	...	282	117	12	26	11	...	23	5	84	46	13
West-Central Africa	695	...	444	2	192	154	177	...	713	120	43	408	69	28	105	...	2,462	126	239
Attd: Middle East and North Africa Union	19	...	19	...	38	2	14	...	40	19	7	17	3	24	6	...
Attd: Israel Field	4	...	1	2	...	3
World Totals 2016	14,730	104	6,904	74	7,959	834	3,683	6	27,739	4,093	3,615	24,472	965	1,281	1,231	113	23,876	1,241	1,674
World Totals 2015	14,387	77	6,571	112	8,496	500	3,640	6	27,037	4,342	3,138	23,787	1,094	858	1,293	145	24,119	1,124	894

*Employees of Adventist Risk Management, Incorporated. Literature Evangelists in this table are credentialed and licensed, interns, and part time.

DENOMINATIONALLY EMPLOYED WORKERS CLASSIFIED BY CREDENTIALS CARRIED 2016

Table 23

Organization	Ministerial Credential			Commissioned Minister Credential	Commissioned Ministry of Teaching Credential	Administrative Ministries Credential	Missionary Credential			Ministerial License				
	Active		Honorary/Emeritus				Active		Honorary/Emeritus					
	FT	PT		FT	PT	FT	PT	FT		PT				
General Conference	175	...	91	15	...	354	...	205	...	1,338	10	...	22	2
East-Central Africa	1,790	...	1,215	349	...	1,380	...	153	...	1,702	1,047	...
Euro-Asia	647	...	232	31	2	41	...	96	11	93	18	333	426	2
Inter-American	2,343	...	731	91	...	1,186	...	147	...	3,648	6	474	1,311	1
Inter-European	991	3	577	75	2	113	5	36	3	559	30	85	249	1
North American	3,526	89	1,687	188	8	2,608	21	563	13	2,360	115	129	643	69
Northern Asia-Pacific	1,086	2	226	1	...	124	...	12	...	866	...	154	225	2
South American	3,461	...	483	1,504	...	181	1,222	...
South Pacific	806	15	288	55	6	1,730	122	149	9	469	34	...	442	1
Southern Africa-Indian Ocean	1,104	...	448	63	2	432	...	67	...	1,317	1	...	535	4
Southern Asia	530	...	208	46	...	403	...	52	...	306	205	...
Southern Asia-Pacific	1,736	...	279	6,685	9	...	873	...
Trans-European	416	5	321	43	4	38	18	39	1	159	45	144	94	1
West-Central Africa	943	...	128	92	...	421	...	101	...	1,227	22	...	529	73
Attd: Middle East and North Africa Union	43	...	7	1	...	22	1	17	...	37	9	...	19	...
Attd: Israel Field	6	2	1	...
World Totals 2016	19,603	114	6,921	1,050	24	8,852	167	1,637	37	22,272	299	1,500	7,843	156
World Totals 2015	19,208	93	6,861	1,049	35	8,160	198	1,461	63	21,328	355	1,317	7,760	221

STATISTICAL REPORT

DENOMINATIONALLY EMPLOYED WORKERS CLASSIFIED BY TYPE OF EMPLOYMENT 2016 (CONT'D)

Institutional Employees (Cont'd)																				Total Active Employees				All Literature Evangelists
Others in Educational Institutions			Food Industry Employees			Hospital and Sanitarium Employees			Others in Healthcare Institutions			Media Center Employees			Publishing House and Branch Employees			Other Institutional Employees*		All Full Time Employees	All Part Time Employees	All Casual Employees	Total Active Employees	
FT	PT	C	FT	PT	C	FT	PT	C	FT	PT	C	FT	PT	C	FT	PT	C	FT	PT					
3,268	450	1,532	6,978	989	751	26	14	...	4	94	2	13,078	1,516	2,328	16,922	...
334	75	17	428	88	85	149	60	4	76	14	...	87	3	14	9,674	536	648	10,858	6,359
100	12	2	21	1	24	114	9	40	75	23	15	1,997	224	126	2,347	1,090
1,516	456	81	991	107	...	2,095	475	412	203	...	2	80	25	1	257	3	4	19,654	1,657	634	21,945	1,602
33	17	1	92	92	100	307	11	86	3	1	42	10	2,710	495	74	3,279	209
2,385	911	425	96,824	6,144	6	7	126	34	...	152	32	43	117,870	4,886	4,504	127,260	85
227	52	...	358	37	...	4,116	206	281	472	452	...	31	1	...	75	12,751	815	289	13,855	307
15,001	1,662	6,635	359	538	851	28	...	54,960	54,960	2,233
224	96	101	1,114	195	473	43	992	1,750	1,051	46	5	5	20	4	13	7,921	2,955	2,671	13,547	393
716	62	18	881	315	41	13	2	113	...	6	6,157	395	55	6,607	3,886
863	718	95	19	43	6,905	6,905	193
623	19	5	5,836	361	619	29	...	16	27	1	...	165	32	16,712	626	963	18,301	7,823
53	17	50	5	1	21	4	...	14	1	...	34	5	...	3	2	1,263	256	26	1,545	88
242	40	268	...	22	19	3	66	3	5,794	514	332	6,640	1,063
53	7	...	39	7	270	37	7	314	1
...	10	10	...
25,638	2,214	2,180	4,256	339	473	124,966	2,124	2,171	8,945	2,580	1,115	1,208	106	49	1,994	115	99	125	4	277,726	14,912	12,657	305,295	25,332
22,534	1,660	1,410	4,143	379	214	119,383	1,722	836	5,895	2,541	1,117	1,281	51	36	1,991	59	111	132	6	264,695	13,815	8,611	287,121	22,264

DENOMINATIONALLY EMPLOYED WORKERS CLASSIFIED BY CREDENTIALS CARRIED 2016 (CONT'D)

Commissioned Minister License		Commissioned Ministry of Teaching License		Administrative Ministries License		Missionary License		All Other Employees (Employees with no credential or license)			Total Active Employees			All Active Employees	Literature Evangelists Cred. and License	Honorary/ Emeritus Credential
FT	PT	FT	PT	FT	PT	FT	PT	FT	PT	Casual	FT	PT	Casual			
3	...	18	...	17	...	275	...	10,656	1,504	2,328	13,078	1,516	2,328	16,922	...	93
309	...	955	...	54	...	534	...	1,401	536	648	9,674	536	648	10,858	2,542	1,260
3	...	35	4	28	15	53	38	544	134	126	1,997	224	126	2,347	107	574
35	...	566	6	23	6	1,967	5	8,337	1,633	634	19,654	1,657	634	21,945	525	1,288
57	1	51	5	5	...	256	18	318	427	74	2,710	495	74	3,279	107	705
77	18	915	39	101	6	1,257	238	105,632	4,270	4,504	117,870	4,886	4,504	127,260	63	2,056
...	...	25	...	4	...	6,065	2	4,343	809	289	12,751	815	289	13,855	49	390
...	965	...	47,808	54,960	54,960	377	715
109	10	726	98	20	...	567	62	2,848	2,598	2,671	7,921	2,955	2,671	13,547	42	288
29	7	191	3	46	5	724	3	1,649	370	55	6,157	395	55	6,607	686	463
20	...	672	2,035	...	2,636	6,905	6,905	123	208
...	2,298	124	5,120	493	963	16,712	626	963	18,301	991	279
25	12	6	2	8	2	94	35	341	131	26	1,263	256	26	1,545	2	505
122	...	292	...	4	...	627	19	1,436	400	332	5,794	514	332	6,640	435	128
1	...	4	2	28	8	98	17	7	270	37	7	314	1	7
...	1	10	10
790	48	4,456	159	310	34	17,746	552	193,167	13,322	12,657	277,726	14,912	12,657	305,295	6,050	8,959
588	50	4,074	155	394	44	17,836	390	182,837	12,211	8,611	264,695	13,815	8,611	287,121	5,210	8,738

Conference or Mission	Churches, Companies, and Church Membership															6	16
	2a	2b	3a	3b	4a	4a2	4b	4c	4d	5a	5b	5c	5d	5e			
	Churches	Companies	Church Attendance Average	Church Membership at Beginning of Year	Members Added					Members Subtracted					Church Membership at End of Year		
Baptisms					Former Members' Baptisms	Professions of Faith	Letters Received	Adjustments	Letters Granted	Deaths	Dropped	Missing	Adjustments				
EAST-CENTRAL AFRICA DIVISION																	
1 BURUNDI UNION MISSION
2 East Burundi Field	102	138	23,419	17,455	2,458	71	52	148	...	214	20	170	17	...	19,763	23,547	
3 North Burundi Field	101	124	25,117	25,159	3,548	112	29	73	...	87	42	201	72	...	28,519	25,443	
4 West Burundi Field	234	202	84,827	87,859	8,042	988	154	7,920	...	7,866	149	706	55	...	96,187	82,659	
Totals	437	464	133,362	130,473	14,048	1,171	235	8,141	...	8,167	211	1,077	144	...	144,469	131,649	
5 EAST CONGO UNION MISSION	
6 East Kasai Field	63	84	12,467	18,095	1,430	4	209	14	295	220	21	18,770	17,639	
7 East Katanga Mission	55	65	11,785	12,155	886	4	...	14	...	113	69	50	24	...	12,803	13,233	
8 North Katanga Field	50	77	13,852	13,962	1,289	71	...	37	...	113	114	84	18	...	15,030	14,770	
9 South Katanga Field	108	210	36,463	38,364	4,809	13	30	72	...	77	71	42	143	...	42,955	41,339	
10 West Katanga Field	21	39	7,535	9,018	797	6	30	18	...	28	24	16	14	...	9,787	9,614	
Totals	297	475	82,101	91,594	9,211	98	60	141	...	540	292	487	419	21	99,345	96,593	
11 EAST KENYA UNION CONFERENCE	
12 Central Kenya Conference	1,064	913	119,279	118,047	7,764	310	166	1,011	...	1,527	70	338	1,678	...	123,685	106,009	
13 Central Rift Valley Conference	510	292	50,095	49,310	5,668	59	19	143	...	101	27	99	110	...	54,862	40,502	
14 Kenya Coast Field	191	308	11,089	23,930	2,781	67	...	30	10	22	26	...	26,690	24,533	
15 Nyamira Conference	605	201	103,093	132,304	19,379	80	448	866	...	1,153	652	1,399	627	...	149,246	44,276	
16 South Kenya Conference	840	215	129,602	173,642	23,293	3	190	95	...	314	625	2,462	2,292	...	191,530	154,601	
Totals	3,210	1,929	413,156	497,233	58,885	452	823	2,182	...	3,125	1,384	4,320	4,733	...	546,013	369,921	
17 ETHIOPIAN UNION MISSION	
18 Central Ethiopia Field	77	69	7,269	9,670	583	...	44	11	...	114	19	31	5	65	10,074	7,225	
19 Northwest Ethiopia Field	17	5	2,529	2,433	96	6	2,523	2,600	
20 South Central Ethiopia Field	193	82	21,252	...	2,100	...	169	33,105	...	156	145	109	139	...	34,825	21,029	
21 South East Ethiopia Field	72	46	6,292	12,410	669	10	5,152	7,917	6,574	
22 South Ethiopia Field	165	66	21,716	63,574	2,171	8	47	3	...	33,063	113	55	32,572	20,683	
23 South West Ethiopia Field	101	59	8,385	18,324	388	24	...	18,688	9,075	
24 West Central Ethiopia Field	62	23	9,673	...	1,031	11,540	12,571	9,773	
25 West Ethiopia Conference	289	34	76,926	73,429	3,352	11,548	83	...	19	...	65,131	76,808	
26 Tigray Attached Mission	6	3	160	409	12	421	114	
Totals	982	387	154,200	180,249	10,402	8	260	44,659	...	44,881	376	195	187	5,217	184,722	153,877	
27 NORTH EAST CONGO UNION MISSION	
28 Central Kivu Association	437	141	44,687	81,600	6,615	280	102	4,109	...	4,269	443	696	87,298	54,512	
29 Kibali Ituri Mission	75	181	4,213	9,105	886	31	14	360	...	71	28	69	32	48	10,148	9,218	
30 Maniema Mission	26	35	5,334	6,954	433	50	15	91	...	131	86	32	43	...	7,251	6,587	
31 North Kivu Association	308	169	50,590	48,956	2,387	114	...	3,507	...	3,612	139	515	50,698	47,949	
32 South Kivu Field	197	93	21,870	27,715	2,088	58	4	307	...	269	78	315	92	...	29,418	22,889	
33 Upper Congo Field	102	154	14,622	17,060	753	55	13	256	...	56	76	63	71	...	17,871	26,741	
Totals	1,145	773	141,315	191,390	13,162	588	148	8,630	...	8,408	850	1,690	238	48	202,684	167,894	
34 NORTHERN TANZANIA UNION CONF	
35 Mara Conference	436	288	50,920	146,055	19,028	2,608	146	1,400	75	1,910	439	666	5	1,953	164,339	61,979	
36 North-East Tanzania Conference	417	260	61,461	70,564	7,924	931	65	1,422	...	1,924	277	567	...	2	78,136	62,278	
37 South Nyanza Conference	771	642	122,768	147,785	41,759	1,470	10	1,729	...	2,517	426	564	2	...	189,244	100,509	
38 West Tanzania Conference	433	384	53,335	66,510	9,219	481	82	434	...	502	128	231	84	...	75,781	50,164	
Totals	2,057	1,574	288,484	430,914	77,930	5,490	303	4,985	75	6,853	1,270	2,028	91	1,955	507,500	274,929	
39 RWANDA UNION MISSION	
40 Central Rwanda Field	250	51	87,692	119,193	4,352	376	...	19	...	55	70	71	27	...	123,717	74,038	
41 East Central Rwanda Conference	204	139	88,357	126,432	10,736	122	104	2,530	...	2,456	65	60	26	...	137,317	82,966	
42 East Rwanda Field	320	209	104,911	149,365	13,635	621	1	310	...	142	86	103	10	...	163,591	98,068	
43 North Rwanda Conference	289	76	89,320	116,105	7,419	157	...	66	...	83	117	95	27	...	123,425	93,761	
44 North-West Rwanda Field	223	59	59,319	92,097	5,408	31	5	60	...	75	122	20	97,384	64,311	
45 South Rwanda Field	245	76	47,019	103,764	6,020	155	3	33	...	59	59	104	27	...	109,726	52,907	
46 West Rwanda Field	313	81	65,441	95,092	4,719	256	12	123	...	168	133	88	15	...	99,798	55,660	
Totals	1,844	691	542,058	802,048	52,289	1,718	125	3,141	...	3,038	652	541	132	...	854,958	521,709	
47 SOUTHERN TANZANIA UNION MISSION	
48 East-Central Tanzania Conference	289	295	30,844	49,095	7,552	203	161	5,395	...	4,830	90	471	57,015	22,381	
49 South-East Tanzania Conference	154	140	19,779	37,222	4,855	111	604	1,695	...	1,985	113	359	42,030	22,013	
50 Southern Highlands Conference	466	508	60,938	51,340	7,932	434	353	2,905	...	4,092	452	1,105	674	...	56,641	60,977	
Totals	909	943	111,561	137,657	20,339	748	1,118	9,995	...	10,907	655	1,935	674	...	155,686	105,371	
51 UGANDA UNION MISSION	
52 Central Uganda Conference	343	716	174,886	191,084	25,965	8	...	2	15	217,040	149,176	
53 Eastern Uganda Field	166	442	22,576	25,617	5,804	18	12	72	...	17	74	10	19	632	30,771	19,470	
54 North Uganda Field	73	176	9,074	19,917	3,866	...	10	6	...	4	28	62	22	...	23,683	4,537	
55 Rwenzori Field	222	231	20,839	34,557	14,366	764	13	552	4	614	146	53	49,443	16,930	
56 Southwestern Uganda Field	102	253	10,073	23,154	2,118	13	...	8	...	72	36	6	25,179	10,265	
57 Western Uganda Field	140	292	18,906	20,387	11,506	142	...	74	...	20	6	...	2	...	32,081	22,423	
Totals	1,046	2,110	251,815	314,716	63,625	937	35	720	4	729	305	131	43	632	378,197	222,798	

STATISTICAL REPORT FOR 2017

Conference or Mission	Churches, Companies, and Church Membership															
1	2a	2b	3a	3b	4a	4a2	4b	4c	4d	5a	5b	5c	5d	5e	6	16
Conference or Mission	Churches	Companies	Church Attendance Average	Church Membership at Beginning of Year	Members Added					Members Subtracted					Church Membership at End of Year	Sabbath School Attendance Average
					Baptisms	Former Members' Baptisms	Professions of Faith	Letters Received	Adjustments	Letters Granted	Deaths	Dropped	Missing	Adjustments		

EAST-CENTRAL AFRICA DIVISION (CONT'D)

58 WEST CONGO UNION MISSION.....
59 Central Kasai Field	339	212	121,519	144,396	1,900	...	18	146	134	135	210	...	145,689	71,282
60 Congo Equatorial Field	7	28	1,748	2,086	74	4	79	7	11	27	2,212	1,230
61 Lower Congo Field	7	28	480	3,088	235	1	...	2	...	8	7	25	17	...	3,269	504
62 West Congo Field	42	67	4,037	20,817	1,457	...	26	5	...	5	21	110	7	1	22,161	3,040
63 West Kasai Field	222	195	86,317	126,550	2,670	16	6	89	50	12	...	129,091	82,465
Totals	617	530	214,100	296,937	6,336	21	129	14	...	159	262	347	246	1	302,422	158,520
64 WEST KENYA UNION CONFERENCE
65 Central Nyanza Conference	357	164	45,159	57,686	4,751	925	13	905	136	2	62,332	18,350
66 Greater Rift Valley Conference	524	454	80,512	58,832	9,452	22	456	3,509	...	3,265	166	1,115	2,893	411	64,421	59,040
67 Kenya Lake Conference	709	211	56,568	87,145	10,388	...	18	31	...	42	187	85	213	...	97,055	29,010
68 North West Kenya Conference	473	543	30,068	39,279	6,371	1	280	2,370	...	3,084	53	858	515	...	43,791	23,691
69 Ranen Conference	878	372	61,335	156,364	10,376	28	140	166	...	325	213	492	175	...	165,869	54,548
Totals	2,941	1,744	273,641	399,306	41,338	51	894	7,001	13	7,621	755	2,550	3,796	413	433,468	184,638
70 ATTACHED FIELDS																
71 Eritrea Mission Field	3	12	...	526	526	...
72 SOUTH SUDAN ATTACHED TERRITORY																
73 Greater Bahr el Ghazal Field	12	47	5,201	6,300	1,658	3	4	...	1	...	7,956	7,201
74 Greater Equatoria Field	30	82	12,161	13,780	1,817	...	2	2	52	15,545	12,212
75 Greater Upper Nile Field	20	66	10,177	9,339	1,486	10,825	9,821
Totals	62	195	27,539	29,419	4,961	3	2	6	52	1	...	34,326	29,234
Attached Fields Totals	65	207	27,539	29,945	4,961	3	2	6	52	1	...	34,852	29,234
76 EAST-CENTRAL AFRICA DIVISION																
77 Burundi Union Mission	437	464	133,362	130,473	14,048	1,171	235	8,141	...	8,167	211	1,077	144	...	144,469	131,649
78 East Congo Union Mission	297	475	82,101	91,594	9,211	98	60	141	...	540	292	487	419	21	99,345	96,593
79 East Kenya Union Conference	3,210	1,929	413,156	497,233	58,885	452	823	2,182	...	3,125	1,384	4,320	4,733	...	546,013	369,921
80 Ethiopian Union Mission	982	387	154,200	180,249	10,402	8	260	44,659	...	44,881	376	195	187	5,217	184,722	153,877
81 North East Congo Union Mission	1,145	773	141,315	191,390	13,162	588	148	8,630	...	8,408	850	1,690	238	48	202,684	167,894
82 Northern Tanzania Union Conference	2,057	1,574	288,484	430,914	77,930	5,490	303	4,985	75	6,853	1,270	2,028	91	1,955	507,500	274,929
83 Rwanda Union Mission	1,844	691	542,058	802,048	52,289	1,718	125	3,141	...	3,038	652	541	132	...	854,958	521,709
84 Southern Tanzania Union Mission	909	943	111,561	137,657	20,339	748	1,118	9,995	...	10,907	655	1,935	674	...	155,686	105,371
85 Uganda Union Mission	1,046	2,110	251,815	314,716	63,625	937	35	720	4	729	305	131	43	632	378,197	222,798
86 West Congo Union Mission	617	530	214,100	296,937	6,336	21	129	14	...	159	262	347	246	1	302,422	158,520
87 West Kenya Union Conference	2,941	1,744	273,641	399,306	41,338	51	894	7,001	13	7,621	755	2,550	3,796	413	433,468	184,638
88 Attached Fields	65	207	27,539	29,945	4,961	3	2	6	52	1	...	34,852	29,234
DIVISION TOTALS	15,550	11,827	2,633,329	3,502,462	372,526	11,285	4,132	89,609	92	94,428	7,018	15,353	10,704	8,287	3,844,316	2,417,131

EURO-ASIA DIVISION

1 BELARUS UNION OF CHURCHES CONF	66	28	3,807	3,773	103	3	5	33	...	26	39	38	3,814	3,728
2 CAUCASUS UNION MISSION
3 Kubano-Chernomorskaya Conference	55	29	2,125	3,105	83	4	3	123	2	118	77	47	7	3	3,068	2,046
4 North Caucasus Mission	33	16	1,279	1,747	40	...	2	34	...	34	31	37	...	10	1,711	1,225
5 Rostov-Kalmykia Conference	41	30	1,830	2,621	38	1	2	63	...	79	61	52	8	...	2,525	1,803
Totals	129	75	5,233	7,473	161	5	7	220	2	231	169	136	15	13	7,304	5,073
6 EAST RUSSIAN UNION MISSION
7 Central Siberian Mission	29	3	1,058	1,830	40	...	4	45	...	50	21	19	2	...	1,827	1,031
8 East Siberian Mission	33	24	1,142	2,012	68	4	10	25	...	37	44	8	4	...	2,026	1,074
9 West Siberian Mission	20	12	579	1,174	39	...	4	12	...	25	18	4	2	9	1,171	558
Totals	82	39	2,779	5,016	147	4	18	82	...	112	83	31	8	9	5,024	2,663
10 FAR EASTERN UN OF CHURCHES MISS	48	23	1,464	2,231	69	...	2	32	1	45	28	38	...	1	2,223	1,410
11 MOLDOVA UNION OF CHURCHES CONF	140	98	6,504	9,066	273	12	27	181	...	314	170	148	...	15	8,912	6,771
12 SOUTHERN UNION MISSION	5	5	...
13 Kyrgyzstan Mission	12	15	290	704	30	18	12	23	12	25	5	5	694	275
14 Northern Kazakhstan Mission	31	10	1,039	1,463	32	...	1	13	2	32	18	50	1	...	1,410	1,035
15 Southern Kazakhstan Mission	14	10	651	1,045	21	...	2	45	...	49	19	30	18	2	995	641
16 Tajikistan Field	3	6	157	204	40	6	1	1	8	2	...	3	237	144
17 Turkmenistan Field	1	2	56	94	2	1	95	56
18 Uzbekistan Field	10	6	393	698	14	2	...	4	2	26	12	4	9	8	661	355
Totals	71	49	2,584	4,213	139	8	4	80	16	132	69	111	33	18	4,097	2,504
19 TRANS-CAUCASUS UNION OF CH MISS	33	21	766	1,721	59	1	4	22	...	40	24	45	3	...	1,695	746

GENERAL STATISTICS BY DIVISIONS FOR 2017

Conference or Mission	Churches, Companies, and Church Membership															
	2a	2b	3a	3b	4a	4a2	4b	4c	4d	5a	5b	5c	5d	5e	6	16
	Churches	Companies	Church Attendance Average	Church Membership at Beginning of Year	Members Added					Members Subtracted					Church Membership at End of Year	Sabbath School Attendance Average
Baptisms					Former Members' Baptisms	Professions of Faith	Letters Received	Adjustments	Letters Granted	Deaths	Dropped	Missing	Adjustments			

EURO-ASIA DIVISION (CONT'D)

20 UKRAINIAN UNION CONFERENCE
21 Bukovinskaya Conference	131	9	5,204	6,919	152	5	12	89	...	122	153	70	6,832	5,340
22 Central Ukrainian Conference	89	18	3,272	4,581	126	4	7	165	...	150	94	73	1	...	4,565	3,079
23 Dnieper Conference	104	4	3,323	5,162	92	6	15	111	2	157	143	51	7	4	5,026	3,198
24 Eastern Dnieper Conference	109	71	4,013	6,970	181	1	13	78	1	151	133	151	...	54	6,755	3,812
25 Eastern Ukrainian Mission	65	33	1,781	3,428	155	1	4	46	27	99	90	81	17	15	3,359	1,744
26 Kyiv Conference	25	...	2,134	3,969	106	...	12	77	1	71	42	17	...	4	4,031	1,935
27 Podolsk Conference	109	50	4,125	5,816	127	4	10	93	...	137	130	97	17	...	5,669	3,984
28 Southern Ukrainian Conference	85	40	2,802	4,538	105	15	7	76	1	110	112	76	10	2	4,432	2,715
29 Western Ukrainian Conference	96	42	4,252	6,259	129	4	7	74	4	101	106	78	13	16	6,163	4,172
Totals	813	267	30,904	47,642	1,173	40	87	809	36	1,098	1,003	694	65	95	46,832	29,977

30 WEST RUSSIAN UNION CONFERENCE
31 Central Conference	53	16	3,027	3,593	84	...	4	114	...	152	40	10	3,593	3,040
32 Moscow Conference	28	3	2,274	3,381	61	...	2	149	...	107	43	13	5	...	3,425	2,059
33 Northwestern Conference	53	31	1,896	3,105	51	7	7	76	1	71	55	35	14	12	3,060	1,812
34 Southern Conference	82	91	4,263	7,029	123	...	2	381	...	361	103	55	5	2	7,009	4,133
35 Ural Conference	59	69	2,443	4,172	97	5	5	94	6	102	84	59	21	11	4,102	2,319
36 Volga Conference	52	72	1,999	3,064	60	9	5	45	...	61	60	60	12	8	2,982	1,967
37 Volgo-Vyatskaya Conference	55	43	2,398	4,253	72	...	8	41	...	51	70	83	47	5	4,118	2,234
Totals	382	325	18,299	28,597	548	21	33	900	7	905	455	315	104	38	28,289	17,563

38 ATTACHED FIELD
39 Crimea Mission	26	6	1,093	1,799	47	1	2	49	4	33	37	20	5	3	1,804	1,033

40 EURO-ASIA DIVISION
41 Belarus Union of Churches Conference	66	28	3,807	3,773	103	3	5	33	...	26	39	38	3,814	3,728
42 Caucasus Union Mission	129	75	5,233	7,473	161	5	7	220	2	231	169	136	15	13	7,304	5,073
43 East Russian Union Mission	82	39	2,779	5,016	147	4	18	82	...	112	83	31	8	9	5,024	2,663
44 Far Eastern Union of Churches Mission	48	23	1,464	2,231	69	...	2	32	1	45	28	38	...	1	2,223	1,410
45 Moldova Union of Churches Conference	140	98	6,504	9,066	273	12	27	181	...	314	170	148	...	15	8,912	6,771
46 Southern Union Mission	71	49	2,584	4,213	139	8	4	80	16	132	69	111	33	18	4,097	2,504
47 Trans-Caucasus Un of Churches Mission	33	21	766	1,721	59	1	4	22	...	40	24	45	3	...	1,695	746
48 Ukrainian Union Conference	813	267	30,904	47,642	1,173	40	87	809	36	1,098	1,003	694	65	95	46,832	29,977
49 West Russian Union Conference	382	325	18,299	28,597	548	21	33	900	7	905	455	315	104	38	28,289	17,563
50 Attached Field	26	6	1,093	1,799	47	1	2	49	4	33	37	20	5	3	1,804	1,033
DIVISION TOTALS	1,790	931	73,432	111,531	2,719	95	189	2,408	66	2,936	2,077	1,576	233	192	109,994	71,466

INTER-AMERICAN DIVISION

1 ATLANTIC CARIBBEAN UNION MISSION
2 Cayman Islands Conference	16	1	2,285	5,815	295	30	...	12	...	32	24	55	...	14	6,027	1,591
3 North Bahamas Conference	11	1	...	3,675	209	7	2	2	7	3,880	...
4 South Bahamas Conference	48	2	590	19,237	450	11	2	7	...	5	16	12	...	3,100	16,574	411
5 Turks and Caicos Islands Mission	10	1	1,001	3,202	183	21	...	7	2	28	3,369	794
Totals	85	5	3,875	31,929	1,137	48	2	40	...	46	44	102	...	3,114	29,850	2,795

6 BELIZE UNION OF CHURCHES MISSION	92	40	5,504	43,255	1,299	20	5	2	10	13	44,554	5,433
------------------------------------	----	----	-------	--------	-------	----	---	-----	-----	---	----	-----	-----	----	--------	-------

7 CARIBBEAN UNION CONFERENCE
8 East Caribbean Conference	81	7	...	26,640	340	...	1	40	...	43	103	7	78	...	26,790	...
9 Grenada Conference	46	5	2,136	14,110	346	3	6	26	...	42	58	15	5	...	14,371	1,696
10 Guyana Conference	161	51	2,120	63,982	2,183	...	22	25	...	108	148	46	81	...	65,829	1,772
11 North Caribbean Conference	31	4	29	15,490	248	10	...	7	11	2	15,728	...
12 South Caribbean Conference	126	27	641	58,027	943	...	14	90	2	101	135	35	2	...	58,803	528
13 South Leeward Mission	44	4	...	12,754	313	...	2	32	51	71	49	112	518	1,209	11,193	...
14 St Lucia Mission	48	10	...	23,625	56	...	5	3	...	2	9	25	23,653	...
15 St Vincent and the Grenadines Mission	39	3	...	15,427	230	1	6	14	11	21	61	8	15,599	...
16 Suriname Mission	15	5	521	4,774	180	...	2	8	28	11	8	1	...	35	4,937	493
17 Tobago Mission	30	2	...	8,121	122	...	4	1	9	8,239	...
Totals	621	118	5,446	242,950	4,961	4	62	249	92	406	591	251	684	1,244	245,142	4,489

18 CENTRAL MEXICAN UNION MISSION
19 Azteca Mexican Conference	40	14	2,431	19,146	644	44	34	8	...	26	22	29	19,799	1,561
20 Bajio Mexican Conference	59	48	4,723	9,321	796	42	15	184	...	83	20	128	2	...	10,125	3,321
21 Metropolitan Mexican Conference	74	18	6,895	34,897	1,317	52	33	21	2	22	23	35	27	...	36,215	4,112
22 Mexiquense Mexican Mission	14	22	1,866	5,718	285	9	14	70	...	69	2	1	95	...	5,929	1,332
23 Valley Mexican Mission	50	50	4,210	12,095	326	...	4	15	...	11	1	12,428	2,863
Totals	237	152	20,124	81,177	3,368	147	100	298	2	211	68	193	124	...	84,496	13,187

24 CHIAPAS MEXICAN UNION CONF
25 Central Chiapas Conference	134	182	8,421	24,252	1,768	532	7	1,059	3	1,034	25	138	116	125	26,183	7,838
26 Grijalva Mission	134	132	19,598	23,568	1,279	480	6	330	...	314	73	299	63	7	24,907	19,117
27 North Chiapas Conference	257	344	30,741	52,621	3,055	420	93	1,076	3	9,090	162	1,777	752	292	45,195	30,638
28 Palenque Mission	75	148	1,286	...	716	184	1	15,236	...	5	8	51	16,073	1,247
29 Soconusco Conference	136	177	13,700	22,359	1,728	400	30	439	1	480	92	788	197	12	23,388	12,481

STATISTICAL REPORT FOR 2017

Conference or Mission	Churches, Companies, and Church Membership															
1	2a	2b	3a	3b	4a	4a2	4b	4c	4d	5a	5b	5c	5d	5e	6	16
Conference or Mission	Churches	Companies	Church Attendance Average	Church Membership at Beginning of Year	Members Added					Members Subtracted					Church Membership at End of Year	Sabbath School Attendance Average
					Baptisms	Former Members' Baptisms	Professions of Faith	Letters Received	Adjustments	Letters Granted	Deaths	Dropped	Missing	Adjustments		

INTER-AMERICAN DIVISION (CONT'D)

CHIAPAS MEXICAN UNION CONFERENCE (CONT'D)																	
30	South Chiapas Mission	157	313	18,742	29,510	1,626	397	10	337	2	339	23	52	(1)	12	31,457	16,915
31	Upper Chiapas Conference	152	357	26,984	42,783	2,554	461	18	1,470	5	8,719	19	330	390	38	37,795	26,300
32	West Chiapas Conference	185	204	22,336	24,423	1,840	391	70	523	1	521	86	1,110	2	2	25,527	22,215
	Totals	1,230	1,857	141,807	219,516	14,566	3,265	235	20,470	15	20,502	488	4,545	1,519	488	230,525	136,750
CUBAN UNION CONFERENCE																	
33	Central Conference	60	25	2,845	5,479	388	74	37	88	6	139	91	224	75	24	5,519	2,611
35	Del Amanecer Conference	61	68	4,652	7,669	399	42	17	41	28	76	63	70	5	36	7,946	4,058
36	East Conference	90	47	4,643	9,765	837	67	54	196	...	238	87	258	8	30	10,298	4,483
37	West Conference	121	16	6,420	10,654	481	35	41	186	6	183	130	269	34	7	10,780	5,358
	Totals	332	156	18,559	33,567	2,105	218	149	511	40	636	371	821	122	97	34,543	16,509
DOMINICAN UNION CONFERENCE																	
38	Central Dominican Conference	186	86	...	57,842	3,203	98	6	97	15	16	3	3	61,015	...
40	East Dominican Conference	138	77	3,502	80,258	2,585	...	3	1	2	82,843	4,647
41	North Dominican Conference	130	110	7,380	30,097	2,112	...	13	123	...	9	14	40	1	...	32,281	7,801
42	Northeast Dominican Mission	94	64	560	32,547	2,041	...	41	6	...	3	6	8	34,618	693
43	South Dominican Mission	76	68	4,755	44,119	1,763	45,882	4,791
44	Southeast Dominican Conference	209	100	...	74,558	3,539	15	...	15	78,097	...
	Totals	833	505	16,197	319,421	15,243	...	57	242	6	125	37	64	4	3	334,736	17,931
DUTCH CARIBBEAN UNION MISSION																	
45	Aruba Mission	8	3	430	948	87	1	...	12	...	8	1	1,039	370
47	Bonaire Mission	3	1	20	417	...	2	...	1	414	17
48	Curacao Conference	24	4	1,284	8,076	161	...	14	131	144	471	32	10	...	15	7,998	992
	Totals	35	8	1,733	9,024	248	1	14	560	144	481	33	11	...	15	9,451	1,378
EAST VENEZUELA UNION MISSION																	
49	Central East Venezuela Conference	68	37	2,227	15,461	1,109	...	61	96	...	83	3	1	...	9	16,631	1,526
51	Central Llanos Venezuela Mission	40	15	1,479	12,152	791	12,943	1,215
52	Central Venezuela Conference	60	36	3,087	20,370	1,260	...	20	77	...	128	36	181	21,382	2,063
53	East Venezuela Conference	107	59	3,828	28,642	1,854	210	12	65	...	23	30,186	3,303
54	Northeast Venezuela Mission	64	33	2,868	14,267	758	...	19	20	...	31	16	46	...	4	14,967	2,237
55	South Bolivar Venezuela Mission	58	30	2,976	23,893	1,774	5	2	57	25,603	2,023
56	South Central Venezuela Conference	79	23	2,543	17,868	1,192	6	55	232	18,767	1,610
57	Southeast Venezuela Conference	114	32	6,660	30,970	1,751	15	106	442	348	...	31,810	6,425
	Totals	590	265	25,667	163,623	10,489	...	100	193	...	478	230	1,024	348	36	172,289	20,399
EL SALVADOR UNION MISSION																	
58	Central El Salvador Conference	118	48	1,889	30,270	934	12	111	275	328	273	112	788	325	212	30,220	1,482
59	East El Salvador Conference	198	72	7,889	54,666	1,173	52	55	324	58	267	66	724	...	155	55,116	5,614
61	Metropolitan El Salvador Conference	129	18	5,126	34,902	1,004	41	89	14	96	10	88	622	14	645	34,767	3,998
62	Paracentral El Salvador Conference	152	41	6,102	38,481	1,302	80	44	487	110	479	114	3,305	1	138	36,467	4,862
63	West El Salvador Conference	188	30	2,622	41,513	1,705	3	60	489	...	7	42,665	2,130
	Totals	785	209	23,626	199,832	6,118	188	299	1,100	592	1,029	440	5,928	340	1,157	199,235	18,085
FRENCH ANTILLES-GUIANA UN CONF.																	
64	French Guiana Mission	11	9	...	2,869	119	1	2,987	...
66	Guadeloupe Conference	68	13	191	13,088	211	...	3	21	...	28	20	91	26	...	13,158	150
67	Martinique Conference	68	4	...	16,059	253	...	3	14	...	24	51	33	16,221	...
	Totals	147	26	191	32,016	583	...	6	35	...	53	71	124	26	...	32,366	150
GUATEMALA UNION MISSION																	
68	Altiplano Guatemala Mission	122	22	15,732	26,923	1,356	...	93	9	...	69	6	32	28,274	15,661
70	Central Guatemala Conference	84	23	7,988	7,961	1,019	...	180	10	10	144	5	...	8,991	7,191
71	East Guatemala Mission	141	18	8,847	44,252	1,140	...	10	258	...	494	231	1,822	962	...	42,151	8,030
72	Lago Guatemala Mission	74	14	2,326	16,155	736	...	76	2	6	93	242	...	16,624	1,208
73	Metropolitan Guatemala Conference	67	23	5,039	11,536	1,037	...	58	...	31	12	5	16	12,629	5,108
74	North Guatemala Mission	106	71	8,110	41,468	2,062	...	22	5	...	5	15	176	64	...	43,297	8,072
75	South Guatemala Mission	223	42	11,140	56,723	3,007	...	168	64	...	78	817	6,315	3,483	...	49,269	10,170
76	West Guatemala Conference	154	42	15,950	46,405	2,363	...	125	13	...	70	36	243	6	...	48,551	9,300
	Totals	971	255	75,130	251,423	12,720	...	732	349	31	740	1,126	8,841	4,762	...	249,786	64,739
HAITIAN UNION MISSION																	
77	Central Haiti Conference	73	45	19,025	132,278	1,744	...	27	94	208	56,026	110	183	78	257	77,697	13,334
79	North Haiti Mission	135	138	6,208	123,938	3,089	...	21	6	1,598	17	113	96	136	66	128,224	5,719
80	Northwest Haiti Mission	146	141	95,405	102,311	3,199	...	20	40	...	176	75	187	43	...	105,089	93,715
81	Plaine du cul de Sac Mission	105	68	6,575	...	1,971	...	21	55,786	114	21	91	82	39	29	57,630	4,989
82	South Haiti Mission	153	117	8,164	89,077	1,897	...	5	14	...	40	50	210	39	...	90,654	9,487
	Totals	612	509	135,376	447,604	11,900	...	94	55,940	1,920	56,280	439	758	335	352	459,294	127,244
HONDURAS UNION MISSION																	
83	Atlantic Honduras Conference	125	50	4,120	22,189	689	...	30	114	...	122	21	239	78	10,045	12,517	3,301
85	Bay Islands Conference	30	4	1,905	5,827	80	...	2	12	93	5,804	2,148

GENERAL STATISTICS BY DIVISIONS FOR 2017

Conference or Mission	Churches, Companies, and Church Membership															6	16
	2a	2b	3a	3b	4a	4a2	4b	4c	4d	5a	5b	5c	5d	5e			
	Churches	Companies	Church Attendance Average	Church Membership at Beginning of Year	Members Added					Members Subtracted					Church Membership at End of Year		
Baptisms					Former Members' Baptisms	Professions of Faith	Letters Received	Adjustments	Letters Granted	Deaths	Dropped	Missing	Adjustments				
INTER-AMERICAN DIVISION (CONT'D)																	
HONDURAS UNION MISSION (CONT'D)																	
86 Central Honduras Conference	82	50	6,209	48,623	1,209	...	123	5	...	3	2	5	474	9,000	40,476	5,398	
87 Comayaguella Mission	88	54	4,262	69,639	662	...	18	26	2,482	...	10,000	57,811	3,366	
88 Northwest Honduras Conference	139	71	4,270	18,838	1,342	...	73	2	...	6	49	121	2	120	19,957	4,749	
Totals	464	229	20,765	165,116	3,982	...	246	121	...	131	110	2,940	554	29,165	136,565	18,961	
INTER-OCEANIC MEXICAN UNION CONF																	
90 Alpine Mission	107	96	5,804	15,749	897	63	91	93	2	115	68	524	29	95	16,064	5,043	
91 Central Veracruz Mission	103	114	2,494	10,296	605	109	22	187	8	178	56	121	13	20	10,839	1,409	
92 Chontalpa Mission	138	83	4,598	16,191	1,516	...	93	9	2	8	4	6	...	3,045	14,748	4,113	
93 Isthmus Conference	164	156	17,139	19,904	698	97	57	422	5	474	131	1,055	249	21	19,253	16,113	
94 Los Tuxtlas Mission	158	115	14,639	16,561	1,273	114	38	558	39	569	162	1,431	141	65	16,215	14,363	
95 North Veracruz Conference	196	189	17,201	21,579	1,710	453	110	294	5	300	137	767	2	50	22,895	16,037	
96 Oaxaca Conference	110	137	12,345	23,522	815	...	25	25	6	6	12	45	8	...	24,322	11,088	
97 Olmecca Conference	165	158	14,057	20,436	2,094	106	83	90	54	77	33	170	7	833	21,743	10,799	
98 South Pacific Conference	131	72	11,092	16,329	1,186	...	11	55	...	65	105	129	71	...	17,211	9,332	
99 South Veracruz Conference	166	109	14,378	18,687	1,163	402	49	519	40	573	210	1,291	43	257	18,486	16,240	
100 Southeast Veracruz Mexican Conference	189	117	27,846	21,127	1,100	348	65	266	11	324	85	418	73	39	21,978	24,187	
Totals	1,627	1,346	141,590	200,381	13,057	1,692	644	2,518	172	2,689	1,003	5,957	636	4,425	203,754	128,723	
JAMAICA UNION CONFERENCE																	
102 Central Jamaica Conference	212	8	6,209	95,462	2,525	...	19	173	...	154	179	47	97,799	5,405	
103 East Jamaica Conference	94	7	1,758	69,140	1,882	...	12	29	...	62	71	11	70,919	1,033	
104 North East Jamaica Conference	103	5	1,665	29,326	696	...	4	4	...	14	79	69	29,868	1,195	
105 North Jamaica Conference	71	10	320	19,607	834	3	2	69	...	74	59	9	20,373	215	
106 West Jamaica Conference	221	7	2,283	86,316	2,362	...	1	40	...	68	144	37	2	...	88,468	...	
Totals	701	37	12,234	299,851	8,299	3	38	315	...	372	532	173	2	...	307,427	7,848	
NORTH COLOMBIAN UNION CONF																	
108 Atlantic Colombian Conference	135	71	17,454	17,464	2,059	74	...	74	19,523	16,295	
109 Caribbean Colombian Conference	166	139	...	16,156	2,624	6	99	18,675	...	
110 Colombian Islands Mission	10	2	635	917	96	10	1,003	625	
111 East Central Colombian Conference	116	67	...	11,983	1,193	7	31	155	74	...	12,909	...	
112 East Colombian Conference	148	75	9,778	17,302	2,023	27	61	26	...	41	160	613	1,791	...	16,834	8,036	
113 Northeast Colombian Conference	135	61	12,144	15,486	1,903	...	7	1,321	157	751	171	354	595	...	17,003	...	
114 Southwest Colombian Mission	64	54	881	5	12	7,508	...	43	2	...	8	...	8,353	...	
115 West Central Colombian Conference	174	74	1,420	21,190	2,348	2,201	...	8,059	15	111	72	...	17,482	1,483	
Totals	948	543	41,430	100,498	13,127	32	80	11,130	157	8,975	395	1,332	2,540	...	111,782	26,438	
NORTH MEXICAN UNION CONFERENCE																	
117 Baja California Conference	108	53	5,562	21,288	2,015	...	78	221	...	129	38	259	813	108	22,255	5,183	
118 Chihuahua Mexican Conference	68	31	104	16,445	751	...	20	70	2	45	73	21	17,149	82	
119 Gulf Mexican Conference	67	40	344	16,804	474	16	17	4	...	6	30	15	...	6	17,258	298	
120 North Tamaulipas Mexican Conference	57	32	1,294	11,860	727	23	10	17	...	81	13	18	346	...	12,179	961	
121 Northeast Mexican Conference	53	17	21,056	29,500	692	...	64	772	...	14,625	38	23	3	...	16,339	18,042	
122 Northwest Mexican Mission	43	46	2,723	12,399	323	22	14	12,758	2,036	
123 Regiomontana Mission	51	33	99	11	7	13,972	2	14,087	...	
124 Sinaloa Mexican Conference	79	38	1,778	14,964	441	22	23	22	...	49	124	594	956	...	13,749	1,516	
125 Sonora Mexican Conference	58	48	1,123	12,576	406	27	31	47	...	43	52	94	787	...	12,111	912	
126 West Mexican Conference	64	88	1,800	13,315	616	13	22	134	...	145	47	76	95	...	13,737	1,836	
Totals	648	426	35,782	149,151	6,544	134	286	15,259	2	15,123	417	1,100	3,000	114	151,622	30,865	
PANAMA UNION MISSION																	
128 Atlantic Panama Mission	30	6	222	9,663	726	...	9	6	7	10,385	122	
129 Bocas del Toro Mission	30	28	1,787	...	490	...	15	3,304	18	8	16	13	11	...	3,779	1,262	
130 Central Panama Conference	63	41	2,846	12,214	953	2	58	23	...	26	12	80	...	3	13,129	2,513	
131 Metropolitan Panama Conference	50	28	6,139	21,300	1,430	...	8	9	25	31	21	...	22,652	5,785	
132 Southeast Panama Mission	33	28	1,871	14,564	1,195	...	2	...	12	...	14	20	114	...	15,625	1,406	
133 West Panama Conference	140	73	8,792	17,516	1,661	3,291	15,886	8,674	
Totals	346	204	21,655	75,257	6,455	2	92	3,327	30	3,334	73	151	146	3	81,456	19,761	
PUERTO RICAN UNION CONFERENCE																	
135 East Puerto Rico Conference	127	3	1,318	14,350	317	...	49	6	...	71	71	60	119	...	14,401	954	
136 North Puerto Rico Conference	49	5,160	39	...	11	3	...	19	13	7	32	...	5,142	...	
137 South Puerto Rico Conference	32	1	300	1,966	88	...	21	16	185	24	2	3	...	69	2,178	324	
138 West Puerto Rico Conference	103	5	1,427	11,432	319	3	35	61	...	82	74	13	14	4	11,663	1,178	
Totals	311	9	3,044	32,908	763	3	116	86	185	196	160	83	165	73	33,384	2,455	
SOUTH CENTRAL AMERICAN UN MISS																	
140 Caribbean Costa Rica Mission	83	15	351	18,467	558	...	4	36	...	37	36	76	...	924	17,992	308	
141 Central Nicaragua Mission	105	56	8,091	45,899	976	1	...	3	76	229	1	2,176	44,391	5,778	
142 North Costa Rica Mission	75	34	438	28,597	581	...	23	69	...	91	59	319	118	13	28,670	313	
143 Northwestern Nicaragua Mission	119	97	5,786	68,806	1,611	...	13	12	30	67	31	2,142	68,148	4,836	
144 South Atlantic Nicaragua Mission	53	76	1,424	28,016	861	...	5	15	20	233	22	...	28,592	1,334	
145 South-Central Costa Rica Conference	81	20	57	28,895	617	45	37	117	...	120	48	320	...	13	29,210	48	
Totals	516	298	16,145	218,680	5,204	45	82	223	...	278	269	1,244	172	5,268	217,003	12,615	

STATISTICAL REPORT FOR 2017

Conference or Mission	Churches, Companies, and Church Membership															
	2a	2b	3a	3b	4a	4a2	4b	4c	4d	5a	5b	5c	5d	5e	6	16
	Churches	Companies	Church Attendance Average	Church Membership at Beginning of Year	Members Added					Members Subtracted					Church Membership at End of Year	Sabbath School Attendance Average
Baptisms					Former Members' Baptisms	Professions of Faith	Letters Received	Adjustments	Letters Granted	Deaths	Dropped	Missing	Adjustments			

INTER-AMERICAN DIVISION (CONT'D)

146 SOUTH COLOMBIAN UNION CONF.
147 Central Colombian Conference.	92	45	4,853	18,056	1,291	...	18	23	...	20	20	127	19,221	4,115	
148 East Los Llanos Conference.	96	52	5,592	24,147	1,907	...	32	904	...	3,697	148	704	1,698	3,042	17,701	4,290	
149 Northwestern Bogota and Boyaca Mission.	45	13	684	...	327	35	14	5,577	80	107	6	23	20	128	5,749	661	
150 Pacific Colombian Conference.	106	45	8,591	22,108	1,437	...	16	393	...	955	97	490	3,430	...	18,982	6,437	
151 South Andean Mission.	58	39	1,441	...	481	12,037	...	3	1	2	...	3	12,509	1,021	
152 South Bogota Conference.	70	10	4,356	16,865	1,010	36	77	271	911	428	22	100	108	1,211	17,301	3,026	
153 South Colombian Conference.	127	78	1,993	42,174	2,294	...	1	82	...	12,125	19	51	134	...	32,222	704	
154 South Pacific Mission.	71	30	4,320	12,733	973	...	1	285	306	56	1,931	...	11,129	3,995	
155 Upper Magdalena Conference.	86	14	5,695	23,823	1,165	54	58	254	...	2,778	5	6	7	...	22,558	3,423	
Totals.	751	326	37,522	159,906	10,885	125	217	19,541	991	20,398	624	1,559	7,328	4,384	157,372	27,670	

156 SOUTHEAST MEXICAN UNION MISSION.
157 Campeche Mission.	77	103	6,725	11,663	843	351	51	165	6	171	15	253	819	20	11,801	6,131	
158 Central Tabasco Conference.	120	119	14,373	21,730	1,878	536	50	429	36	421	83	464	241	214	23,236	11,253	
159 East Tabasco Mission.	48	81	4,668	7,940	656	150	2	120	...	136	38	489	...	8	8,197	3,633	
160 Mayab Conference.	101	108	8,082	16,532	847	220	35	257	...	251	27	216	9	27	17,361	6,500	
161 North Quintana Roo Conference.	73	44	7,506	10,760	931	298	65	371	1	324	53	525	4	9	11,511	6,560	
162 South Quintana Roo Mission.	69	108	9,745	10,542	865	128	35	100	...	98	41	597	1	6	10,927	9,718	
163 South Tabasco Conference.	81	67	11,383	14,681	928	298	67	323	1	281	42	308	42	59	15,566	9,971	
Totals.	569	630	62,480	93,848	6,948	1,981	305	1,765	44	1,682	299	2,852	1,116	343	98,599	53,764	

164 WEST VENEZUELA UNION MISSION.
165 Central Andean Venezuela Mission.	39	22	1,891	10,680	477	...	13	10	3	1	11,156	1,508	
166 East Andean Venezuela Mission.	48	12	862	...	92	3	10	12,288	...	8	3	12,382	856	
167 North Central Venezuela Conference.	75	22	3,815	16,753	1,077	...	3	56	...	78	9	105	17,697	3,518	
168 Northwest Venezuela Mission.	45	16	1,627	7,784	570	37	1	10	...	7	7	23	10	...	8,355	1,323	
169 Southwest Venezuela Conference.	90	36	5,079	21,288	1,288	...	4	80	32	293	29	...	22,146	4,639	
170 West Central Venezuela Conference.	100	36	5,381	22,410	875	23	16	6	...	26	94	184	...	40	22,986	4,003	
171 West Los Llanos Venezuela Conference.	89	35	7,338	25,489	1,364	76	5	56	24	245	...	22	26,587	3,528	
172 West Venezuela Conference.	96	50	3,072	37,892	2,300	77	54	58	...	12,340	46	174	173	...	27,648	6,153	
173 Yaracuy Venezuela Mission.	46	19	3,439	13,048	360	...	1	15	10	170	13,214	2,653	
Totals.	628	248	32,862	155,344	8,403	140	102	12,494	5	12,620	228	1,195	212	62	162,171	28,179	

174 INTER-AMERICAN DIVISION.	1	144	144	...
175 Atlantic Caribbean Union Mission.	85	5	3,875	31,929	1,137	48	2	40	...	46	44	102	...	3,114	29,850	2,795
176 Belize Union of Churches Mission.	92	40	5,504	43,255	1,299	20	5	2	10	13	44,554	5,433
177 Caribbean Union Conference.	621	118	5,446	242,950	4,961	4	62	249	92	406	591	251	684	1,244	245,142	4,489
178 Central Mexican Union Mission.	237	152	20,124	81,177	3,368	147	100	298	2	211	68	193	124	...	84,496	13,187
179 Chiapas Mexican Union Conference.	1,230	1,857	141,807	219,516	14,566	3,265	235	20,470	15	20,502	488	4,545	1,519	488	230,525	136,750
180 Cuban Union Conference.	332	156	18,559	33,567	2,105	218	149	511	40	636	371	821	122	97	34,543	16,509
181 Dominican Union Conference.	833	505	16,197	319,421	15,243	...	57	242	6	125	37	64	4	3	334,736	17,931
182 Dutch Caribbean Union Mission.	35	8	1,733	9,024	248	1	14	560	144	481	33	11	...	15	9,451	1,378
183 East Venezuela Union Mission.	590	265	25,667	163,623	10,489	...	100	193	...	478	230	1,024	348	36	172,289	20,399
184 El Salvador Union Mission.	785	209	23,626	199,832	6,118	188	299	1,100	592	1,029	440	5,928	340	1,157	199,235	18,085
185 French Antilles-Guiana Union Conference.	147	26	191	32,016	583	...	6	35	...	53	71	124	26	...	32,366	150
186 Guatemala Union Mission.	971	255	75,130	251,423	12,720	...	732	349	31	740	1,126	8,841	4,762	...	249,786	64,739
187 Haitian Union Mission.	612	509	135,376	447,604	11,900	...	94	55,940	1,920	56,280	439	758	335	352	459,294	127,244
188 Honduras Union Mission.	464	229	20,765	165,116	3,982	...	246	121	...	131	110	2,940	554	29,165	136,565	18,961
189 Inter-Oceanic Mexican Union Conference.	1,627	1,346	141,590	200,381	13,057	1,692	644	2,518	172	2,689	1,003	5,957	636	4,425	203,754	128,723
190 Jamaica Union Conference.	701	37	12,234	299,851	8,299	3	38	315	...	372	532	173	2	...	307,427	7,848
191 North Colombian Union Conference.	948	543	41,430	100,498	13,127	32	80	11,130	157	8,975	395	1,332	2,540	...	111,782	26,438
192 North Mexican Union Conference.	648	426	35,782	149,151	6,544	134	286	15,259	2	15,123	417	1,100	3,000	114	151,622	30,865
193 Panama Union Mission.	346	204	21,655	75,257	6,455	2	92	3,327	30	3,334	73	151	146	3	81,456	19,761
194 Puerto Rican Union Conference.	311	9	3,044	32,908	763	3	116	86	185	196	160	83	165	73	33,384	2,455
195 South Central American Union Mission.	516	298	16,145	218,680	5,204	45	82	223	...	278	269	1,244	172	5,268	217,003	12,615
196 South Colombian Union Conference.	751	326	37,522	159,906	10,885	125	217	19,541	991	20,398	624	1,559	7,328	4,384	157,372	27,670
197 Southeast Mexican Union Mission.	569	630	62,480	93,848	6,948	1,981	305	1,765	44	1,682	299	2,852	1,116	343	98,599	53,764
198 West Venezuela Union Mission.	628	248	32,862	155,344	8,403	140	102	12,494	5	12,620	228	1,195	212	62	162,171	28,179
DIVISION TOTALS.	14,080	8,401	898,738	3,726,421	168,404	8,048	4,063	146,766	4,428	146,787	8,058	41,248	24,135	50,356	3,787,546	786,363

INTER-EUROPEAN DIVISION

1 AUSTRIAN UNION OF CHURCHES CONF.	54	10	3,437	4,198	95	...	8	63	...	31	52	35	...	1	4,245	2,916
2 BULGARIAN UN OF CHURCHES CONF.	118	117	3,775	7,098	229	5	11	7	...	23	147	62	7,118	2,656
3 CZECHO-SLOVAKIAN UNION CONF.
4 Bohemian Conference.	77	13	2,423	3,265	50	...	4	82	...	77	28	13	3,283	1,333
5 Moravia-Silesian Conference.	70	14	3,172	4,267	74	2	6	93	...	98	82	37	4,225	2,356
6 Slovakian Conference.	41	12	1,864	2,278	32	3	8	37	...	40	43	47	2,228	1,663
Totals.	188	39	7,459	9,810	156	5	18	212	...	215	153	97	9,736	5,352

GENERAL STATISTICS BY DIVISIONS FOR 2017

Conference or Mission	Churches, Companies, and Church Membership															
	2a	2b	3a	3b	4a	4a2	4b	4c	4d	5a	5b	5c	5d	5e	6	16
	Churches	Companies	Church Attendance Average	Church Membership at Beginning of Year	Members Added					Members Subtracted					Church Membership at End of Year	Sabbath School Attendance Average
Baptisms					Former Members' Baptisms	Professions of Faith	Letters Received	Adjustments	Letters Granted	Deaths	Dropped	Missing	Adjustments			

INTER-EUROPEAN DIVISION (CONT'D)

7 FRANCO-BELGIAN UNION CONF
8 Belgian-Luxembourg Conference	33	3	...	2,619	57	4	17	88	3	58	16	7	...	2	2,705	879
9 North France Conference	86	16	1,383	10,049	227	...	18	338	...	127	19	70	...	3	10,413	1,026
10 South France Conference	46	26	2,258	4,623	79	...	14	154	1	64	41	10	4,756	1,700
Totals	165	45	3,641	17,291	363	4	49	580	4	249	76	87	...	5	17,874	3,605
11 ITALIAN UNION OF CHURCHES CONF	110	18	...	9,535	108	...	10	157	5	190	31	106	2	...	9,486	...
12 NORTH GERMAN UNION CONFERENCE
13 Berlin-Central German Conference	147	4	...	7,007	98	...	11	157	...	130	126	42	4	...	6,971	...
14 Hansa Conference	46	3	...	2,657	26	...	7	54	...	52	40	7	12	...	2,633	...
15 Lower Saxonian Conference	59	1	...	3,543	44	...	7	112	...	101	69	12	1	...	3,523	...
16 Northern Rhenish-Westfalian Conference	85	8	...	6,197	108	...	9	121	...	97	104	40	6,194	...
Totals	337	16	...	19,404	276	...	34	444	...	380	339	101	17	...	19,321	...
17 PORTUGUESE UN OF CHURCHES CONF	94	23	4,727	9,339	198	8	19	247	12	201	89	78	...	6	9,449	3,823
18 ROMANIAN UNION CONFERENCE
19 Banat Conference	105	47	4,606	6,615	196	5	19	240	...	245	134	31	17	...	6,648	3,354
20 Moldavia Conference	240	43	8,771	12,220	314	13	19	136	...	172	295	89	29	...	12,117	7,678
21 Muntenia Conference	266	66	11,949	18,302	428	16	21	339	...	324	398	133	52	...	18,199	9,007
22 North Transylvania Conference	129	19	5,191	7,524	159	...	9	80	...	74	123	28	16	...	7,531	4,114
23 Oltenia Conference	203	55	7,244	10,923	189	2	3	112	...	122	251	48	26	...	10,782	6,137
24 South Transylvania Conference	152	30	6,600	9,301	242	13	28	98	...	114	151	42	31	...	9,344	4,891
Totals	1,095	260	44,359	64,885	1,528	49	99	1,005	...	1,051	1,352	371	171	...	64,621	35,179
25 SOUTH GERMAN UNION CONFERENCE
26 Baden-Wuerttemberg Conference	85	6	...	6,335	78	2	77	177	...	179	67	61	6,362	...
27 Bavarian Conference	71	4	...	4,565	81	...	2	138	...	121	66	19	4,580	...
28 Central Rhenish Conference	65	5	...	4,664	58	...	11	145	...	116	57	20	4,685	...
Totals	221	15	...	15,564	217	2	90	460	...	416	190	100	15,627	...
29 SPANISH UNION OF CHURCHES CONF	110	49	10,140	16,563	426	10	89	626	...	611	76	159	128	...	16,740	7,805
30 SWISS UNION CONFERENCE
31 French-Italian Swiss Conference	22	3	343	2,076	75	2	8	78	...	26	19	6	2,188	263
32 German Swiss Conference	32	3	...	2,576	40	...	5	64	...	51	41	9	10	...	2,574	...
Totals	54	6	343	4,652	115	2	13	142	...	77	60	15	10	...	4,762	263
33 INTER-EUROPEAN DIVISION
34 Austrian Union of Churches Conference	54	10	3,437	4,198	95	...	8	63	...	31	52	35	...	1	4,245	2,916
35 Bulgarian Union of Churches Conference	118	117	3,775	7,098	229	5	11	7	...	23	147	62	7,118	2,656
36 Czecho-Slovakian Union Conference	188	39	7,459	9,810	156	5	18	212	...	215	153	97	9,736	5,352
37 Franco-Belgian Union Conference	165	45	3,641	17,291	363	4	49	580	4	249	76	87	...	5	17,874	3,605
38 Italian Union of Churches Conference	110	18	...	9,535	108	...	10	157	5	190	31	106	2	...	9,486	...
39 North German Union Conference	337	16	...	19,404	276	...	34	444	...	380	339	101	17	...	19,321	...
40 Portuguese Union of Churches Conference	94	23	4,727	9,339	198	8	19	247	12	201	89	78	...	6	9,449	3,823
41 Romanian Union Conference	1,095	260	44,359	64,885	1,528	49	99	1,005	...	1,051	1,352	371	171	...	64,621	35,179
42 South German Union Conference	221	15	...	15,564	217	2	90	460	...	416	190	100	15,627	...
43 Spanish Union of Churches Conference	110	49	10,140	16,563	426	10	89	626	...	611	76	159	128	...	16,740	7,805
44 Swiss Union Conference	54	6	343	4,652	115	2	13	142	...	77	60	15	10	...	4,762	263
DIVISION TOTALS	2,546	598	77,880	178,339	3,711	85	440	3,943	21	3,444	2,565	1,211	328	12	178,979	61,599

NORTH AMERICAN DIVISION

1 ATLANTIC UNION CONFERENCE
2 Bermuda Conference	11	1	1,394	3,976	83	...	4	28	...	42	34	2	4,013	444
3 Greater New York Conference	161	25	24,970	29,739	1,080	11	318	507	16	623	125	260	24	17	30,622	15,877
4 New York Conference	65	3	1,255	5,827	88	2	56	114	(3)	123	34	7	1	...	5,919	919
5 Northeastern Conference	184	23	8,364	57,260	1,540	6	167	819	214	941	262	153	328	...	58,322	2,492
6 Northern New England Conference	56	5	1,138	5,239	51	...	13	182	...	158	64	28	...	1	5,234	728
7 Southern New England Conference	121	21	2,602	18,434	471	...	98	526	73	508	94	48	2	...	18,950	1,411
Totals	598	78	39,722	120,475	3,313	19	656	2,176	300	2,395	613	496	355	20	123,060	21,871
8 CANADA, SDA CHURCH IN
9 Alberta Conference	66	16	1,234	11,646	279	...	78	379	...	290	88	44	100	22	11,838	532
10 British Columbia Conference	82	16	1,302	11,480	115	2	25	355	...	316	116	23	6	11	11,505	301
11 Manitoba-Saskatchewan Conference	34	3	2,156	4,013	34	1	4	118	2	90	29	7	(1)	1	4,046	1,694
12 Maritime Conf of the SDA Church, Inc	27	3	855	1,647	19	3	2	87	...	60	28	8	14	...	1,648	612
13 Ontario Conference	128	30	...	32,877	814	4	173	681	...	626	180	71	189	27	33,456	...
14 Quebec Conference	41	11	1,859	8,103	185	16	55	153	...	133	29	22	(2)	13	8,317	929
15 SDA Church in Newfoundland and Labrador	8	3	...	566	10	2	...	5	7	25	541	...
Totals	386	82	7,404	70,332	1,456	26	337	1,775	2	1,520	477	200	306	74	71,351	4,067

STATISTICAL REPORT FOR 2017

Conference or Mission	Churches, Companies, and Church Membership															
1	2a	2b	3a	3b	4a	4a2	4b	4c	4d	5a	5b	5c	5d	5e	6	16
Conference or Mission	Churches	Companies	Church Attendance Average	Church Membership at Beginning of Year	Members Added					Members Subtracted					Church Membership at End of Year	Sabbath School Attendance Average
					Baptisms	Former Members' Baptisms	Professions of Faith	Letters Received	Adjustments	Letters Granted	Deaths	Dropped	Missing	Adjustments		

NORTH AMERICAN DIVISION (CONT'D)

16 COLUMBIA UNION CONFERENCE
17 Allegheny East Conference	128	29	5,008	40,246	792	3	95	570	560	605	164	143	2	189	41,163	2,185
18 Allegheny West Conference	57	6	2,332	16,492	321	2	73	84	4	103	69	28	3	...	16,773	1,098
19 Chesapeake Conference	68	10	3,098	15,032	471	...	100	800	...	453	135	37	7	15	15,756	1,649
20 Mountain View Conference	34	4	1,213	2,310	67	...	2	73	...	65	36	45	23	2	2,281	1,078
21 New Jersey Conference of SDA, Inc.	90	9	2,114	16,376	940	2	143	532	...	586	92	47	343	151	16,774	1,026
22 Ohio Conference	93	7	2,333	11,710	349	20	110	517	2	515	122	81	106	28	11,856	1,249
23 Pennsylvania Conference	116	6	3,912	11,562	424	7	131	419	(6)	387	97	48	94	46	11,865	2,156
24 Potomac Conference	145	23	16,875	35,355	1,266	28	242	912	...	1,139	152	165	256	77	36,014	12,091
Totals	731	94	36,884	149,083	4,630	62	896	3,907	560	3,853	867	594	834	508	152,482	22,531
25 LAKE UNION CONFERENCE
26 Illinois Conference	99	16	...	13,778	266	3	46	366	(5)	419	116	96	49	7	13,767	...
27 Indiana Conference	69	7	243	8,471	229	...	109	211	(6)	169	69	28	19	9	8,720	102
28 Lake Region Conference	105	1	...	31,182	335	4	65	130	(2)	211	53	8	9	6	31,427	...
29 Michigan Conference	163	23	...	26,405	578	...	145	904	(9)	833	227	112	106	7	26,738	...
30 Wisconsin Conference	64	12	3,308	7,722	147	2	29	194	(5)	214	71	37	2	6	7,759	2,408
Totals	500	59	3,550	87,558	1,555	9	394	1,805	(27)	1,846	536	281	185	35	88,411	2,510
31 MID-AMERICA UNION CONFERENCE
32 Central States Conference	34	16	2,309	14,264	147	4	42	307	58	392	34	4	...	5,799	8,593	355
33 Dakota Conference	43	3	1,468	4,066	59	...	6	115	...	105	47	10	...	2	4,082	1,229
34 Iowa-Missouri Conference	106	11	4,164	11,814	239	5	71	296	9	291	130	59	5	5	11,944	2,630
35 Kansas-Nebraska Conference	95	5	6,228	12,053	253	...	31	379	...	330	155	116	209	15	11,891	5,543
36 Minnesota Conference	76	12	2,324	9,834	287	2	143	269	(17)	245	66	47	40	19	10,101	2,095
37 Rocky Mountain Conference	101	20	2,081	17,983	423	5	73	599	(4)	499	137	158	39	19	18,227	1,742
Totals	455	67	18,572	70,014	1,408	16	366	1,965	46	1,862	569	394	293	5,859	64,838	13,593
38 NORTH PACIFIC UNION CONFERENCE
39 Alaska Conference	29	5	...	3,866	90	...	14	80	...	93	15	4	6	7	3,925	...
40 Idaho Conference of SDA, Inc.	45	7	...	6,758	81	...	41	238	...	167	66	8	1	13	6,863	...
41 Montana Conference	37	5	...	4,042	51	...	11	119	...	69	32	5	82	3	4,032	...
42 Oregon Conference	132	17	...	36,262	586	2	117	700	...	646	300	136	68	18	36,499	...
43 Upper Columbia Conference	114	15	...	26,775	413	1	67	750	1	578	284	69	17	3	27,056	...
44 Washington Conference	90	17	...	23,098	465	1	151	500	...	432	211	54	(34)	18	23,534	...
Totals	447	66	...	100,801	1,686	4	401	2,387	1	1,985	908	276	140	62	101,909	...
45 PACIFIC UNION CONFERENCE
46 Arizona Conference	79	17	5,933	20,230	585	2	179	764	3	708	134	186	83	42	20,610	3,839
47 Central California Conference of SDA	133	11	7,297	37,789	734	2	122	727	9	813	226	23	148	82	38,091	4,659
48 Hawaii Conference	31	4	388	6,189	78	...	15	98	58	105	36	...	(1)	34	6,264	159
49 Nevada-Utah Conference	48	9	1,934	10,433	236	1	46	213	(4)	227	63	34	211	30	10,360	1,040
50 Northern California Conference of SDA	143	17	4,954	40,593	499	10	73	956	16	867	338	83	160	27	40,672	2,975
51 Southeastern California Conference	151	12	3,033	69,988	1,203	21	329	1,710	54	1,678	478	162	960	203	69,824	1,455
52 Southern California Conference	127	23	9,597	40,704	896	12	168	735	1	952	258	83	278	35	40,910	4,919
Totals	712	93	33,133	225,926	4,231	48	932	5,203	137	5,350	1,533	571	1,839	453	226,731	19,045
53 SOUTHERN UNION CONFERENCE
54 Carolina Conference	128	25	2,457	22,869	550	7	150	704	...	608	188	105	127	17	23,235	1,723
55 Florida Conference	209	62	...	65,156	1,759	74	554	2,516	(80)	2,114	531	493	1,844	3	64,994	...
56 Georgia-Cumberland Conference	171	37	...	40,101	816	3	202	1,894	(40)	1,550	321	156	336	...	40,613	...
57 Gulf States Conference	81	13	2,202	12,679	274	...	53	139	...	130	87	141	7	...	12,780	1,204
58 Kentucky-Tennessee Conference	99	13	3,623	14,971	412	1	84	478	(18)	390	127	93	11	2	15,305	2,613
59 South Atlantic Conference	146	25	...	48,583	818	12	152	411	(23)	376	141	81	33	35	49,287	...
60 South Central Conference	150	10	1,103	34,558	1,408	...	131	962	72	859	194	(50)	131	...	35,997	213
61 Southeastern Conference	150	13	3,117	51,199	1,640	2	472	412	221	501	162	69	95	41	53,078	2,558
Totals	1,134	198	12,502	290,116	7,677	99	1,798	7,516	132	6,528	1,751	1,088	2,584	98	295,289	8,310
62 SOUTHWESTERN UNION CONFERENCE
63 Arkansas-Louisiana Conference	89	15	2,932	12,969	345	1	65	283	(10)	302	77	35	8	2	13,229	2,396
64 Oklahoma Conference	75	4	2,987	9,008	249	...	34	202	(17)	232	94	189	10	6	8,945	2,043
65 Southwest Region Conference	94	20	4,946	26,159	635	...	74	280	...	321	75	19	14	...	26,719	1,673
66 Texas Conference	247	57	21,139	57,029	2,207	6	531	1,805	(77)	1,601	261	318	341	...	58,980	18,275
67 Texico Conference	72	5	3,388	11,952	178	1	60	238	(2)	210	67	65	3	1	12,081	1,906
Totals	577	101	35,391	117,117	3,614	8	764	2,808	(106)	2,666	574	626	376	9	119,954	26,292
68 ATTACHED FIELD
69 Guam-Micronesia Mission	20	14	1,079	5,565	63	18	2	33	45	28	7	23	5,668	362
70 NORTH AMERICAN DIVISION	1	17	3	2	22	...
71 Atlantic Union Conference	598	78	39,722	120,475	3,313	19	656	2,176	300	2,395	613	496	355	20	123,060	21,871
72 Canada, SDA Church in	386	82	7,404	70,332	1,456	26	337	1,775	2	1,520	477	200	306	74	71,351	4,067
73 Columbia Union Conference	731	94	36,884	149,083	4,630	62	896	3,907	560	3,853	867	594	834	508	152,482	22,531
74 Lake Union Conference	500	59	3,550	87,558	1,555	9	394	1,805	(27)	1,846	536	281	185	35	88,411	2,510
75 Mid-America Union Conference	455	67	18,572	70,014	1,408	16	366	1,965	46	1,862	569	394	293	5,859	64,838	13,593

GENERAL STATISTICS BY DIVISIONS FOR 2017

Conference or Mission	Churches, Companies, and Church Membership															
	2a	2b	3a	3b	4a	4a2	4b	4c	4d	5a	5b	5c	5d	5e	6	16
	Churches	Companies	Church Attendance Average	Church Membership at Beginning of Year	Members Added					Members Subtracted					Church Membership at End of Year	Sabbath School Attendance Average
Baptisms					Former Members' Baptisms	Professions of Faith	Letters Received	Adjustments	Letters Granted	Deaths	Dropped	Missing	Adjustments			

NORTH AMERICAN DIVISION (CONT'D)

76 North Pacific Union Conference	447	66		100,801	1,686	4	401	2,387	1	1,985	908	276	140	62	101,909	
77 Pacific Union Conference	712	93	33,133	225,926	4,231	48	932	5,203	137	5,350	1,533	571	1,839	453	226,731	19,045
78 Southern Union Conference	1,134	198	12,502	290,116	7,677	99	1,798	7,516	132	6,528	1,751	1,088	2,584	98	295,289	8,310
79 Southwestern Union Conference	577	101	35,391	117,117	3,614	8	764	2,808	(106)	2,666	574	626	376	9	119,954	26,292
80 Attached Field	20	14	1,079	5,565	63	18	2	33	45	28	7			23	5,668	362
DIVISION TOTALS	5,561	852	188,236	1,237,004	29,633	309	6,546	29,578	1,092	28,033	7,835	4,526	6,912	7,141	1,249,715	118,579

NORTHERN ASIA-PACIFIC DIVISION

1 CHINESE UNION MISSION																
2 China	1,333	3,249		441,600	9,519	105	2,551		1,269		1,436		2,538		451,070	
3 Hong Kong-Macao Conference	19	5	1,763	4,605	49	1	20	56	6	76	32	1	34		4,594	1,212
Totals	1,352	3,254	1,763	446,205	9,568	106	2,571	56	1,275	76	1,468	1	2,572		455,664	1,212
4 JAPAN UNION CONFERENCE																
5 East Japan Conference	53	23	3,610	8,056	102	1	26	191		153	105	15	15	3	8,085	2,282
6 Okinawa Mission	14	5	773	2,054	23		10	21	(1)	18	44	1			2,044	442
7 West Japan Conference	30	22	1,925	5,084	56		15	85		78	67	7	10		5,078	1,557
Totals	97	50	6,308	15,194	181	1	51	297	(1)	249	216	23	25	3	15,207	4,281
8 KOREAN UNION CONFERENCE																
9 East Central Korean Conference	158	48	14,772	79,470	1,143		1	29		1	1				80,641	12,342
10 Jeju Region	7	3	412	1,119	58		9						37		1,149	277
11 Middlewest Korean Conference	130	13	8,301	30,317	541		6	17		3	22				30,856	7,011
12 North Korean Mission*	26			866											866	
13 Southeast Korean Conference	125	29	6,675	32,992	560		3	18		27					33,546	5,798
14 Southwest Korean Conference	90	29	5,335	21,507	364		1	6		8	6				21,864	4,191
15 West Central Korean Conference	167	22	15,607	83,218	1,231		1	30		2	32				84,446	11,162
Totals	703	144	51,100	249,489	3,897		21	100		41	61		37		253,368	40,780

*As last reported in 1959.

16 ATTACHED FIELDS																
17 Mongolia Mission	6	5	761	2,377	220		1				2				2,596	702
18 Taiwan Conference	58	28	3,427	6,501	180		3	3	97	8	49		14		6,714	2,398
Totals	64	33	4,188	8,878	400		4	3	97	8	51		14		9,310	3,100
19 NORTHERN ASIA-PACIFIC DIVISION																
20 Chinese Union Mission	1,352	3,254	1,763	446,205	9,568	106	2,571	56	1,275	76	1,468	1	2,572		455,664	1,212
21 Japan Union Conference	97	50	6,308	15,194	181	1	51	297	(1)	249	216	23	25	3	15,207	4,281
22 Korean Union Conference	703	144	51,100	249,489	3,897		21	100		41	61		37		253,368	40,780
23 Attached Fields	64	33	4,188	8,878	400	1	4	3	97	8	51		14		9,310	3,100
DIVISION TOTALS	2,216	3,481	63,358	719,766	14,046	108	2,647	456	1,371	374	1,796	24	2,648	3	733,549	49,372

SOUTH AMERICAN DIVISION

1 ARGENTINA UNION CONFERENCE																
2 Buenos Aires Conference	175	56		31,544	1,089	140	46	722	11	678	169	328	136	18	32,223	
3 Central Argentine Conference	130	104		21,940	859	97	40	705	5	586	142	196		19	22,703	
4 Central West Argentine Mission	48	42		9,356	494	50	11	231	3	229	98	289	53	6	9,470	
5 North Argentine Conference	121	131		25,791	1,075	180	47	647	7	664	151	653	789	22	25,468	
6 Northwest Argentine Mission	50	49		13,377	526	63	14	162		175	50	125	74	7	13,711	
7 South Argentine Conference	82	56		12,569	534	85	7	367	1	346	60	317	19	5	12,816	
Totals	606	438		114,577	4,577	615	165	2,834	27	2,678	670	1,908	1,071	77	116,391	
8 BOLIVIA UNION MISSION																
9 Central Bolivia Mission	108	148		30,799	2,775	86	631	3,069	25	3,017	105	31	6,962	40	27,230	
10 East Bolivia Mission	109	175		28,810	2,768	71	110	767	19	781	65	30	1,126	52	30,491	
11 West Bolivia Mission	207	379		59,080	5,198	72	585	521	44	587	122	41	5,593	398	58,759	
Totals	424	702		118,689	10,741	229	1,326	4,357	88	4,385	292	102	13,681	490	116,480	
12 CENTRAL BRAZIL UNION CONFERENCE																
13 Central Sao Paulo Conference	164	135		34,189	2,516	487	172	2,696	8	2,609	215	1,383	852	29	34,980	
14 East Sao Paulo Conference	140	128		36,771	2,448	394	109	2,279	13	2,564	196	626	772	41	37,815	
15 Sao Paulo Conference	147	93		35,459	2,148	512	98	2,049	8	1,973	152	809	561	24	36,755	
16 Sao Paulo Valley Conference	154	112		29,414	1,382	296	67	1,788	16	1,714	171	652	598	48	29,780	
17 South Sao Paulo Conference	132	60		36,849	2,116	389	87	1,651	10	1,852	162	792	162	31	38,103	
18 Southeast Sao Paulo Conference	81	58		18,267	1,361	243	49	1,021	4	1,088	110	423	149	15	19,160	
19 Southwest Sao Paulo Conference	182	125		31,813	2,585	462	122	2,168	7	2,040	187	798	149	39	33,944	
20 West Sao Paulo Conference	181	134		32,543	1,536	251	53	1,689	8	1,578	268	382	306	24	33,522	
Totals	1,181	845		255,305	16,092	3,034	757	15,341	74	15,418	1,461	5,865	3,549	251	264,059	
21 CHILE UNION MISSION																
22 Central Chile Mission	60	39		6,976	251	36	39	271	1	240	50	66	207	5	7,006	
23 Central South Chile Conference	119	56		18,940	870	85	146	850	4	723	95	101	477	60	19,439	
24 Metropolitan Chile Conference	97	25		16,700	691	54	368	603	2	616	46	81	306	14	17,355	

STATISTICAL REPORT FOR 2017

Conference or Mission	Churches, Companies, and Church Membership															6	16
	2a	2b	3a	3b	4a	4a2	4b	4c	4d	5a	5b	5c	5d	5e			
	Churches	Companies	Church Attendance Average	Church Membership at Beginning of Year	Members Added					Members Subtracted					Church Membership at End of Year		
Baptisms					Former Members' Baptisms	Professions of Faith	Letters Received	Adjustments	Letters Granted	Deaths	Dropped	Missing	Adjustments				

SOUTH AMERICAN DIVISION (CONT'D)

CHILE UNION MISSION (CONT'D)																
25 North Chile Conference.....	79	49	...	11,771	1,042	116	106	486	4	494	28	26	129	5	12,843	...
26 Pacific Chile Mission.....	93	64	...	12,723	511	73	111	417	3	379	99	142	411	14	12,793	...
27 South Austral Chile Conference.....	151	88	...	22,031	984	130	94	538	4	524	171	201	1,153	16	21,716	...
28 South Metropolitan Chile Mission.....	78	18	...	11,285	543	46	129	382	...	437	85	41	484	9	11,329	...
Totals.....	677	339	...	100,426	4,892	540	993	3,547	18	3,413	574	658	3,167	123	102,481	...
EAST BRAZIL UNION MISSION																
29 Bahia Conference.....	225	213	...	43,297	2,549	344	47	2,202	15	2,253	290	1,427	1,200	57	43,227	...
30 Central Bahia Conference.....	193	315	...	34,386	3,106	208	57	2,005	16	1,872	190	942	227	81	36,466	...
32 North Bahia Mission.....	141	295	...	26,996	2,464	351	48	1,411	18	1,417	111	1,100	63	52	28,545	...
33 Sergipe Mission.....	116	175	...	25,491	3,064	169	82	1,593	7	1,570	144	1,379	1,104	42	26,167	...
34 South Bahia Conference.....	211	280	...	45,129	2,666	335	93	2,302	10	2,349	522	1,980	6,463	195	39,026	...
35 Southwest Bahia Mission.....	175	256	...	31,912	2,512	185	70	1,512	16	1,564	119	675	357	42	33,450	...
Totals.....	1,061	1,534	...	207,211	16,361	1,592	397	11,025	82	11,025	1,376	7,503	9,414	469	206,881	...
ECUADOR UNION MISSION																
36 North Ecuador Mission.....	145	187	...	32,521	2,629	234	188	1,797	19	1,786	130	1,594	3,096	281	30,501	...
38 South Ecuador Mission.....	133	229	...	28,405	2,120	230	232	1,085	1	1,106	240	1,031	1,145	187	28,364	...
Totals.....	278	416	...	60,926	4,749	464	420	2,882	20	2,892	370	2,625	4,241	468	58,865	...
NORTH BRAZIL UNION MISSION																
39 Maranhao Conference.....	489	413	...	74,959	12,449	950	165	2,189	31	2,305	309	7,658	545	83	79,843	...
41 North Para Conference.....	238	194	...	33,346	3,731	579	76	1,157	17	1,142	115	1,838	1,938	42	33,831	...
42 Para-Amapa Mission.....	193	167	...	36,579	3,605	432	39	1,383	11	1,466	115	2,296	1,322	45	36,805	...
43 South Maranhao Mission.....	285	212	...	51,366	6,708	418	172	1,750	18	1,840	189	2,325	6,525	185	49,368	...
44 South Para Conference.....	287	244	...	51,500	6,383	809	101	2,727	15	2,870	154	2,299	1,897	97	54,218	...
45 West Para Mission.....	165	163	...	36,016	4,299	274	127	2,040	5	2,001	62	907	1,901	50	37,840	...
Totals.....	1,657	1,393	...	283,766	37,175	3,462	680	11,246	97	11,624	944	17,323	14,128	502	291,905	...
NORTH PERU UNION MISSION																
46 East Central Peru Conference.....	156	166	...	30,044	2,460	174	153	1,163	8	790	55	632	668	46	31,811	...
48 North Pacific Conference.....	353	538	...	55,909	3,898	849	180	1,778	30	1,825	605	3,866	2,480	150	53,718	...
49 North Peru Mission.....	346	508	...	53,520	4,437	1,093	188	1,301	5	1,500	316	4,311	1,651	125	52,641	...
50 Northeast Peru Mission.....	269	346	...	39,870	3,628	719	158	1,354	19	1,427	270	3,971	2,371	35	37,674	...
51 West Central Peru Mission.....	216	191	...	33,467	2,143	335	82	701	6	692	215	933	799	48	34,047	...
Totals.....	1,340	1,749	...	212,810	16,566	3,170	761	6,297	68	6,234	1,461	13,713	7,969	404	209,891	...
NORTHEAST BRAZIL UNION MISSION																
52 Alagoas Mission.....	129	175	...	32,916	2,088	175	88	1,425	9	1,441	218	1,494	6,734	38	26,776	...
54 Ceara Conference.....	209	367	...	58,083	5,474	321	382	3,032	25	3,135	123	755	6,314	256	56,734	...
55 Central Pernambuco Conference.....	201	255	...	44,067	2,828	253	70	2,991	20	3,043	271	4,788	1,688	136	40,303	...
56 Northeast Brazil Mission.....	195	295	...	43,314	4,770	388	178	2,331	23	2,342	240	6,210	4,219	84	37,909	...
57 Pernambuco Conference.....	167	174	...	30,312	2,549	314	99	1,381	25	1,421	213	1,114	284	78	31,570	...
58 Piaui Mission.....	88	198	...	20,393	1,994	131	42	1,326	3	1,245	53	293	1,775	132	20,391	...
Totals.....	989	1,464	...	229,085	19,703	1,582	859	12,486	105	12,627	1,118	14,654	21,014	724	213,683	...
NORTHWEST BRAZIL UNION MISSION																
59 Amazonas-Roraima Conference.....	383	379	...	64,511	7,907	1,346	226	3,926	16	3,510	169	3,996	1,442	63	68,752	...
60 Central Amazon Conference.....	210	165	...	43,908	5,066	598	85	2,046	26	2,579	104	1,484	646	94	46,822	...
62 South Rondonia Conference.....	142	85	...	19,160	1,130	232	64	1,299	11	1,379	80	408	445	41	19,543	...
63 West Amazon Conference.....	217	147	...	34,331	3,280	621	103	2,658	6	2,756	94	1,687	1,347	44	35,071	...
Totals.....	952	776	...	161,910	17,383	2,797	478	9,929	59	10,224	447	7,575	3,880	242	170,188	...
PARAGUAY UNION OF CHURCHES MISS																
64 Central Parana Conference.....	142	87	...	26,183	1,678	386	80	1,848	6	1,881	187	1,867	803	21	25,422	...
67 Central Rio Grande do Sul Conference.....	143	119	...	23,866	1,538	246	72	1,389	10	1,501	180	1,257	957	45	23,181	...
68 North Parana Conference.....	138	119	...	25,736	1,257	204	52	1,700	8	1,564	207	1,878	704	21	24,583	...
69 North Santa Catarina Conference.....	132	105	...	18,290	1,288	210	49	1,655	11	1,623	115	1,995	772	28	16,970	...
70 Rio Grande do Sul Conference.....	162	140	...	29,186	1,238	268	57	2,604	15	2,691	373	1,827	1,501	44	26,932	...
71 Santa Catarina Conference.....	142	102	...	22,277	1,895	390	67	1,713	24	1,515	140	1,554	1,098	57	22,002	...
72 South Parana Conference.....	116	101	...	21,358	1,367	258	57	1,687	5	1,650	123	781	1,950	21	20,207	...
73 West Parana Conference.....	110	106	...	16,832	1,082	193	22	1,287	6	1,200	150	969	848	14	16,241	...
74 Western Rio Grande do Sul Mission.....	68	89	...	10,820	566	115	25	589	5	574	137	828	548	14	10,019	...
Totals.....	1,153	968	...	194,548	11,909	2,270	481	14,472	90	14,199	1,612	12,956	9,181	265	185,557	...
SOUTH PERU UNION MISSION																
75 Central Andina Mission.....	167	224	...	21,604	1,409	115	34	371	12	431	171	2,028	1,583	127	19,205	...
77 Central Peru Conference.....	94	48	...	42,221	1,036	139	5	941	82	24,659	174	999	1,595	77	16,920	...
78 Central South Peru Mission.....	131	110	1,256	226	35	24,394	12	659	354	5,540	1,494	50	17,826	...
79 East Peru Mission.....	159	148	...	27,254	3,034	174	44	247	6	266	46	1,510	139	17	28,781	...
80 Lake Titicaca Mission.....	289	457	...	44,521	2,861	361	137	1,126	16	1,137	199	1,543	121	226	45,796	...

GENERAL STATISTICS BY DIVISIONS FOR 2017

Conference or Mission	Churches, Companies, and Church Membership															
	2a	2b	3a	3b	4a	4a2	4b	4c	4d	5a	5b	5c	5d	5e	6	16
	Churches	Companies	Church Attendance Average	Church Membership at Beginning of Year	Members Added					Members Subtracted					Church Membership at End of Year	Sabbath School Attendance Average
Baptisms					Former Members' Baptisms	Professions of Faith	Letters Received	Adjustments	Letters Granted	Deaths	Dropped	Missing	Adjustments			

SOUTH AMERICAN DIVISION (CONT'D)

SOUTH PERU UNION MISSION (CONT'D)																
81 South Peru Mission	190	200	...	30,272	2,321	229	199	949	14	882	169	527	1,056	45	31,305	...
82 Southeast Peru Mission	125	291	...	30,564	2,976	126	173	1,115	8	1,190	76	521	1,631	84	31,460	...
Totals	1,155	1,478	...	196,436	14,893	1,370	627	29,143	150	29,224	1,189	12,668	7,619	626	191,293	...
SOUTHEAST BRAZIL UNION CONF.																
84 Central Minas Conference	167	197	...	30,214	1,871	313	87	1,768	6	1,742	151	629	207	15	31,515	...
85 East Minas Conference	117	126	...	18,788	1,183	131	33	805	10	798	128	323	89	34	19,578	...
86 Espirito Santo Conference	189	101	...	26,912	1,608	379	92	1,621	20	1,733	176	960	754	58	26,951	...
87 North Minas Mission	74	114	...	13,660	1,225	138	23	553	8	601	102	328	89	32	14,455	...
88 Rio de Janeiro Conference	102	56	...	16,238	844	173	12	821	2	787	168	289	66	19	16,761	...
89 Rio Fluminense Conference	114	120	...	20,374	1,069	236	14	1,085	21	1,104	202	488	310	30	20,665	...
90 South Espirito Santo Conference	207	104	...	26,210	1,636	530	48	1,582	11	1,581	161	1,084	483	30	26,678	...
91 South Minas Conference	137	166	...	22,591	1,524	263	56	2,174	17	1,965	221	613	272	83	23,471	...
92 South Rio Conference	199	113	...	26,994	1,370	272	27	1,469	8	1,604	248	593	10	40	27,645	...
Totals	1,306	1,097	...	201,981	12,330	2,435	392	11,878	103	11,915	1,557	5,307	2,280	341	207,719	...
93 URUGUAY UN OF CHURCHES MISSION.	59	50	...	7,963	264	28	5	247	2	250	50	240	76	3	7,890	...
WEST CENTRAL BRAZIL UNION MISS																
95 Central Brazil Conference	150	172	...	26,874	1,377	392	58	1,518	14	1,413	135	527	708	86	27,364	...
96 Central Planalto Conference	164	113	...	29,710	2,082	348	66	1,728	12	1,713	103	763	205	57	31,105	...
97 Mato Grosso Conference	195	196	...	30,856	2,078	372	114	2,184	14	2,050	140	636	122	106	32,564	...
98 South Mato Grosso Conference	131	120	...	21,504	1,343	287	38	1,592	8	1,580	162	789	490	38	21,713	...
99 Tocantins Mission	67	135	...	12,774	1,244	120	40	912	6	926	46	491	219	27	13,387	...
Totals	707	736	...	121,718	8,124	1,519	316	7,934	54	7,682	586	3,206	1,744	314	126,133	...
SOUTH AMERICAN DIVISION.																
101 Argentina Union Conference	606	438	...	114,577	4,577	615	165	2,834	27	2,678	670	1,908	1,071	77	116,391	...
102 Bolivia Union Mission	424	702	...	118,689	10,741	229	1,326	4,357	88	4,385	292	102	13,681	490	116,480	...
103 Central Brazil Union Conference	1,181	845	...	255,305	16,092	3,034	757	15,341	74	15,418	1,461	5,865	3,549	251	264,059	...
104 Chile Union Mission	677	339	...	100,426	4,892	540	993	3,547	18	3,413	574	658	3,167	123	102,481	...
105 East Brazil Union Mission	1,061	1,534	...	207,211	16,361	1,592	397	11,025	82	11,025	1,376	7,503	9,414	469	206,881	...
106 Ecuador Union Mission	278	416	...	60,926	4,749	464	420	2,882	20	2,892	370	2,625	4,241	468	58,865	...
107 North Brazil Union Mission	1,657	1,393	...	283,766	37,175	3,462	680	11,246	97	11,624	944	17,323	14,128	502	291,905	...
108 North Peru Union Mission	1,340	1,749	...	212,810	16,566	3,170	761	6,297	68	6,234	1,461	13,713	7,969	404	209,891	...
109 Northeast Brazil Union Mission	989	1,464	...	229,085	19,703	1,582	859	12,486	105	12,627	1,118	14,654	21,014	724	213,683	...
110 Northwest Brazil Union Mission	952	776	...	161,910	17,383	2,797	478	9,929	59	10,224	447	7,575	3,880	242	170,188	...
111 Paraguay Union of Churches Mission	61	95	...	12,101	748	72	21	385	5	351	30	188	229	15	12,519	...
112 South Brazil Union Conference	1,153	968	...	194,548	11,909	2,270	481	14,472	90	14,199	1,612	12,956	9,181	265	185,557	...
113 South Peru Union Mission	1,155	1,478	...	196,436	14,893	1,370	627	29,143	150	29,224	1,189	12,668	7,619	626	191,293	...
114 Southeast Brazil Union Conference	1,306	1,097	...	201,981	12,330	2,435	392	11,878	103	11,915	1,557	5,307	2,280	341	207,719	...
115 Uruguay Union of Churches Mission	59	50	...	7,963	264	28	5	247	2	250	50	240	76	3	7,890	...
116 West Central Brazil Union Mission	707	736	...	121,718	8,124	1,519	316	7,934	54	7,682	586	3,206	1,744	314	126,133	...
DIVISION TOTALS	13,606	14,080	...	2,479,452	196,507	25,179	8,678	144,003	1,042	144,141	13,737	106,491	103,243	5,314	2,481,935	...

SOUTH PACIFIC DIVISION

1 AUSTRALIAN UNION CONFERENCE																
2 Greater Sydney Conference	66	14	...	9,453	202	...	13	444	...	454	57	1	33	...	9,567	...
3 North New South Wales Conference	65	13	...	11,699	268	...	27	376	...	330	111	16	11,913	...
4 Northern Australian Conference	26	9	...	2,664	44	...	6	61	...	49	27	2,699	...
5 South Australian Conference	29	7	...	2,986	60	...	4	81	...	57	26	4	3,044	...
6 South New South Wales Conference	31	8	...	2,774	77	...	2	107	...	70	24	7	2,859	...
7 South Queensland Conference	82	15	...	12,232	170	...	39	492	...	465	61	14	92	...	12,301	...
8 Tasmanian Conference	11	3	...	1,200	5	...	4	25	...	19	18	1	1,196	...
9 Victorian Conference	80	18	...	10,873	188	...	87	376	...	351	73	9	9	...	11,082	...
10 Western Australian Conference	39	19	...	6,488	164	...	70	261	...	265	45	25	112	...	6,536	...
Totals	429	106	...	60,369	1,178	...	252	2,223	...	2,060	442	77	246	...	61,197	...
11 NEW ZEALAND PACIFIC UNION CONF																
12 Cook Islands Mission	15	2	555	995	7	...	2	4	...	6	1	...	1	...	1,000	411
13 French Polynesia Mission	41	18	1,675	5,252	90	...	1	64	...	55	35	31	27	...	5,259	1,647
14 New Caledonia Mission	6	5	447	977	58	8	1,027	232
15 North New Zealand Conference	61	26	3,111	10,683	327	5	45	185	...	208	83	12	77	7	10,858	1,860
16 Pitcairn Field Station	1	22	22	...
17 South New Zealand Conference	22	...	1,074	2,170	53	1	14	105	...	90	14	8	...	3	2,228	526
Totals	146	51	6,862	20,099	535	6	62	358	...	359	141	51	105	10	20,394	4,675
18 PAPUA NEW GUINEA UNION MISSION																
19 Bougainville Mission	44	132	9,808	8,330	361	...	68	227	...	17	25	40	864	...	8,040	8,826
20 Central Papua Conference	124	273	12,721	45,005	6,127	...	5,278	225	...	171	334	278	3,429	...	52,423	12,974
21 Eastern Highlands Simbu Mission	248	692	95,930	74,503	4,295	...	2,946	880	...	564	662	174	4,512	...	76,712	90,364
22 Madang Manus Mission	59	212	3,364	13,500	1,213	...	92	54	...	10	59	49	274	...	14,467	3,802

STATISTICAL REPORT FOR 2017

Conference or Mission	Churches, Companies, and Church Membership															
1	2a	2b	3a	3b	4a	4a2	4b	4c	4d	5a	5b	5c	5d	5e	6	16
Conference or Mission	Churches	Companies	Church Attendance Average	Church Membership at Beginning of Year	Members Added					Members Subtracted					Church Membership at End of Year	Sabbath School Attendance Average
					Baptisms	Former Members' Baptisms	Professions of Faith	Letters Received	Adjustments	Letters Granted	Deaths	Dropped	Missing	Adjustments		

SOUTH PACIFIC DIVISION (CONT'D)

PAPUA NEW GUINEA UNION MISSION (CONT'D)																
23 Morobe Mission	74	220	13,465	24,074	924	...	492	14	...	9	36	77	291	...	25,091	13,487
24 New Britain New Ireland Mission	109	184	3,150	15,333	325	...	94	19	...	23	49	49	1,126	...	14,524	2,887
25 Northern and Milne Bay Mission	46	192	3,222	13,759	262	...	48	9	...	80	...	13,980	1,511
26 Sepik Mission	68	178	7,726	13,118	557	...	308	21	...	5	47	41	74	...	13,837	9,558
27 South West Papua Mission	25	92	8,145	10,690	64	...	1,096	24	...	15	78	196	402	...	11,183	8,146
28 Western Highlands Mission	245	1,003	42,330	76,512	6,567	...	524	201	...	294	298	520	2,418	...	80,274	39,766
Totals	1,042	3,178	199,857	294,824	20,695	...	10,946	1,665	...	1,108	1,597	1,424	13,470	...	310,531	191,319

29 TRANS PACIFIC UNION MISSION	1	...	35	45	22	1	2	2	...	62	...
30 American Samoa Region	10	8	105	1,674	137	...	6	13	...	29	2	6	106	...	1,687	91
31 Fiji Mission	166	101	528	25,458	1,315	...	3	34	86	8	35	...	260	...	26,593	662
32 Kiribati Mission	14	11	110	2,609	228	2,837	32
33 Niue Field Station	1	...	14	18	18	10
34 Samoa-Tokelau Mission	36	26	6,497	6,953	876	...	25	3	30	26	100	...	7,695	6,692
35 Solomon Islands Mission	196	409	721	50,807	2,066	47	5	27	...	3	19	...	227	...	52,703	594
36 Tonga Mission	16	18	1,636	3,325	270	7	3,588	1,482
37 Tuvalu Region	1	2	113	344	12	1	5	...	1	361	91
38 Vanuatu Mission	88	127	525	23,769	410	9	77	...	194	...	32	36	...	2	24,389	477
Totals	529	702	10,282	115,002	5,314	57	138	74	285	43	127	70	695	2	119,933	10,129

Note—Statistics for Nauru Attached Church are on the Trans Pacific Union row.

39 SOUTH PACIFIC DIVISION
40 Australian Union Conference	429	106	...	60,369	1,178	...	252	2,223	...	2,060	442	77	246	...	61,197	...
41 New Zealand Pacific Union Conference	146	51	6,862	20,099	535	6	62	358	...	359	141	51	105	10	20,394	4,675
42 Papua New Guinea Union Mission	1,042	3,178	199,857	294,824	20,695	...	10,946	1,665	...	1,108	1,597	1,424	13,470	...	310,531	191,319
43 Trans Pacific Union Mission	529	702	10,282	115,002	5,314	57	138	74	285	43	127	70	695	2	119,933	10,129
DIVISION TOTALS	2,146	4,037	217,000	490,294	27,722	63	11,398	4,320	285	3,570	2,307	1,622	14,516	12	512,055	206,122

SOUTHERN AFRICA-INDIAN OCEAN DIVISION

1 BOTSWANA UNION CONFERENCE
2 North Botswana Conference	85	60	170	23,727	897	7	11	12	...	14	2	...	1	...	24,637	144
3 South Botswana Conference	60	24	2,244	20,198	724	4	...	301	...	195	29	23	20,980	2,112
Totals	145	84	2,414	43,925	1,621	11	11	313	...	209	31	23	1	...	45,617	2,256

4 INDIAN OCEAN UNION CONFERENCE
5 Central Malagasy Conference	469	511	13,856	61,614	4,204	20	66	430	48	320	71	579	514	...	64,898	15,056
6 Mahajanga Mission	122	172	13,639	34,450	2,571	...	8	52	...	93	13	1,952	672	15,847	18,504	13,369
7 Mauritius Conference	35	4	3,475	5,014	130	1	1	51	2	28	30	22	3	17	5,099	2,505
8 Mayotte Field Station	1	...	38	104	2	1	105	30
9 North Malagasy Conference	197	240	29,905	31,077	4,095	4	4	105	...	183	70	23	282	...	34,727	28,751
10 Reunion Conference	20	...	531	1,480	13	...	1	26	1	15	11	6	12	1	1,476	443
11 Seychelles Mission	7	3	690	943	82	3	2	27	...	32	4	1	1,020	575
12 South Malagasy Conference	173	190	19,502	25,726	2,686	1	7	77	...	75	38	281	148	...	27,955	17,903
Totals	1,024	1,120	81,634	160,408	13,783	29	89	768	51	747	237	2,864	1,631	15,865	153,784	78,631

13 MALAWI UNION CONFERENCE
14 Central Malawi Conference	299	556	38,545	85,166	9,362	74	109	682	...	1,495	275	2,208	428	...	90,987	34,830
15 North Malawi Field	205	460	19,805	83,354	6,980	982	46	244	...	407	221	164	3	...	90,811	10,527
16 South Malawi Field	980	877	139,113	348,143	17,876	85	115	1,734	...	1,175	684	885	124	...	365,085	158,120
Totals	1,484	1,893	197,463	516,663	34,218	1,141	270	2,660	...	3,077	1,180	3,257	555	...	546,883	203,476

17 MOZAMBIQUE UNION MISSION
18 Central Mission	108	751	21,713	75,663	5,946	7	28	63	682	714	...	80,185	19,785
19 North Mission	815	670	140,409	240,705	6,218	62	114	99	...	826	228	2,552	4,674	...	238,918	156,440
20 North-East Mission	30	97	4,565	13,763	1,245	1	18	28	116	226	...	14,657	4,348
21 South Mission	86	129	13,987	28,204	1,630	4	9	17	...	38	52	37	69	...	29,668	13,063
Totals	1,039	1,647	180,673	358,335	15,039	74	169	116	...	864	371	3,387	5,683	...	363,428	193,635

22 NORTH-EASTERN ANGOLA UNION MISS
23 East Association Mission	158	270	20,255	46,684	5,299	59	75	88	...	44	159	180	537	...	51,285	16,018
24 North Association Mission	400	484	91,665	150,142	11,907	134	109	95	...	39	357	491	57	...	161,443	92,458
Totals	558	754	111,920	196,826	17,206	193	184	183	...	83	516	671	594	...	212,728	108,476

25 NORTHERN ZAMBIA UNION CONF
26 Copperbelt Zambia Conference	563	530	65,101	186,464	12,205	...	25	2,101	...	1,787	410	502	198,096	48,779
27 Luapula Zambia Conference	268	427	41,912	92,581	6,129	...	40	709	...	613	202	217	64	32,060	66,303	34,394
28 Midlands Zambia Conference	552	516	99,200	201,935	21,251	...	74	2,763	...	2,612	367	1,150	...	33,908	187,986	87,047
29 North Zambia Field	291	349	55,399	74,230	9,073	...	11	1,899	...	1,893	140	372	169	9	82,630	62,426
Totals	1,674	1,822	261,612	555,210	48,658	...	150	7,472	...	6,905	1,119	2,241	233	65,977	535,015	232,645

GENERAL STATISTICS BY DIVISIONS FOR 2017

Conference or Mission	Churches, Companies, and Church Membership															
	2a	2b	3a	3b	4a	4a2	4b	4c	4d	5a	5b	5c	5d	5e	6	16
	Churches	Companies	Church Attendance Average	Church Membership at Beginning of Year	Members Added					Members Subtracted					Church Membership at End of Year	Sabbath School Attendance Average
Baptisms					Former Members' Baptisms	Professions of Faith	Letters Received	Adjustments	Letters Granted	Deaths	Dropped	Missing	Adjustments			

SOUTHERN AFRICA-INDIAN OCEAN DIVISION (CONT'D)

30 SOUTHERN AFRICA UNION CONF
31 Cape Conference	483	148	950	42,579	1,577	3	10	44	...	21	47	6	44,139	610
32 KwaZulu Natal-Free State Conference	182	82	1,595	19,038	208	1	6	67	...	58	27	...	25	...	19,210	1,174
33 Lesotho Conference	47	22	2,316	9,541	173	8	...	18	13	3	...	5	9,683	1,210
34 North Namibia Conference	87	43	6,288	15,042	825	...	44	64	61	37	15,877	5,501
35 Northern Conference	119	14	5,202	20,018	678	7	41	283	...	90	136	60	...	234	20,507	5,095
36 South Namibia Conference	27	1	1,363	5,806	232	...	2	47	...	128	6	...	30	...	5,923	1,317
37 Swaziland Conference	26	41	3,849	8,276	536	16	...	9	27	8,792	2,493
38 Trans-Orange Conference	316	124	12,386	50,138	950	...	44	99	3,549	153	69	23	1,010	...	53,525	10,285
Totals	1,287	475	33,947	170,438	5,179	11	147	628	3,549	477	386	129	1,065	239	177,656	27,683
39 SOUTHERN ZAMBIA UNION CONF
40 East Zambia Field	120	193	3,685	32,076	2,405	43	...	496	...	785	80	352	33,803	3,061
41 Lusaka Conference	321	303	84,755	164,213	12,416	128	73	2,397	5,297	2,637	351	1,355	9,254	874	170,053	60,033
42 South Zambia Conference	564	1,249	119,784	337,860	28,032	1,402	199	4,950	...	10,502	620	916	8	...	360,397	106,238
43 West Zambia Field	131	490	16,029	80,385	11,848	8	23	954	...	894	96	341	...	90	91,797	12,703
Totals	1,136	2,235	224,251	614,534	54,701	1,581	295	8,797	5,297	14,818	1,147	2,964	9,262	964	656,050	182,034
44 SOUTH-WESTERN ANGOLA UNION MISS
45 Central Association Mission	637	1,068	98,322	150,535	11,172	312	1,443	1,449	...	1,164	541	1,646	161,560	99,031
46 South Association Mission	225	335	72,575	87,755	4,311	91	1,116	8	...	14	127	383	136	...	92,621	72,777
Totals	862	1,403	170,897	238,290	15,483	403	2,559	1,457	...	1,178	668	2,029	136	...	254,181	171,808
47 ZIMBABWE UNION CONFERENCE
48 Central Zimbabwe Conference	440	391	31,383	147,047	6,617	...	6	775	...	779	293	593	1,814	...	150,966	30,354
49 East Zimbabwe Conference	479	564	19,072	180,112	8,277	...	62	1,360	...	1,895	138	234	189	...	187,355	16,752
50 North Zimbabwe Conference	386	537	3,994	152,050	7,124	...	108	1,115	...	1,703	158	278	1,106	...	157,152	3,064
51 North-West Zimbabwe Conference	556	272	77,520	140,605	9,552	...	13	1,223	...	1,369	232	628	648	...	148,516	71,868
52 South Zimbabwe Conference	196	342	16,487	102,502	5,894	...	9	477	...	604	114	114	108,050	15,945
53 West Zimbabwe Conference	229	391	24,401	163,114	7,204	312	24	334	125	105	23	...	170,067	23,062
Totals	2,286	2,497	172,855	885,430	44,668	...	198	5,262	24	6,684	1,060	1,952	3,780	...	922,106	161,043
54 ATTACHED FIELD
55 Sao Tome and Principe Mission	17	72	3,440	7,514	1,079	2	5	...	43	...	6	35	2,202	...	6,400	2,982
56 SOUTHERN AFRICA-INDIAN OCEAN DIV
57 Botswana Union Conference	145	84	2,414	43,925	1,621	11	11	313	...	209	31	23	1	...	45,617	2,256
58 Indian Ocean Union Conference	1,024	1,120	81,634	160,408	13,783	29	89	768	51	747	237	2,864	1,631	15,865	153,784	78,631
59 Malawi Union Conference	1,484	1,893	197,463	516,663	34,218	1,141	270	2,660	...	3,077	1,180	3,257	555	...	546,883	203,476
60 Mozambique Union Mission	1,039	1,647	180,673	358,335	15,039	74	169	116	...	864	371	3,387	5,683	...	363,428	193,635
61 North-Eastern Angola Union Mission	558	754	111,920	196,826	17,206	193	184	183	...	83	516	671	594	...	212,728	108,476
62 Northern Zambia Union Conference	1,674	1,822	261,612	555,210	48,658	...	150	7,472	...	6,905	1,119	2,241	233	65,977	535,015	232,645
63 Southern Africa Union Conference	1,287	475	33,947	170,438	5,179	11	147	628	3,549	477	386	129	1,065	239	177,656	27,683
64 Southern Zambia Union Conference	1,136	2,235	224,251	614,534	54,701	1,581	295	8,797	5,297	14,818	1,147	2,964	9,262	964	656,050	182,034
65 South-Western Angola Union Mission	862	1,403	170,897	238,290	15,483	403	2,559	1,457	...	1,178	668	2,029	136	...	254,181	171,808
66 Zimbabwe Union Conference	2,286	2,497	172,855	885,430	44,668	...	198	5,262	24	6,684	1,060	1,952	3,780	...	922,106	161,043
67 Attached Field	17	72	3,440	7,514	1,079	2	5	...	43	...	6	35	2,202	...	6,400	2,982
DIVISION TOTALS	11,512	14,002	1,441,103	3,747,573	251,635	3,445	4,077	27,656	8,964	35,042	6,721	19,552	25,142	83,045	3,873,848	1,364,665

SOUTHERN ASIA DIVISION

1 EAST-CENTRAL INDIA UNION SECTION
2 Adilabad Region	36	65	862	11,043	11,043	880
3 East Telangana Section	165	118	31,403	66,377	602	22	66,957	27,447
4 Guntur Region	232	42	32,636	76,369	377	45	15	13	...	76,673	28,543
5 Hyderabad Metro Section	13	54	5,731	7,306	40	7,346	5,543
6 North Andhra Section	357	221	52,539	163,894	1,034	7	1	3	...	164,917	44,797
7 North Orissa Region	23	56	4,472	6,336	177	8	6,505	4,358
8 North Rayalaseema Section	229	24	10,858	69,154	673	79	238	260	...	69,250	8,832
9 Northeast Andhra Section	137	115	23,699	49,375	160	62	22	46	...	49,405	23,881
10 Orissa Section	181	248	36,880	45,634	105	14	45,725	17,612
11 South Andhra Section	374	125	107,855	134,282	398	165	134,515	81,235
12 South Rayalaseema Section	227	40	16,054	78,064	136	52	...	7	...	78,141	17,468
13 Southeast Andhra Section	374	241	55,390	148,684	757	77	100	275	...	148,989	60,238
14 Vishaka Metro Region	15	37	3,172	8,795	55	8	...	7	22	24	12	8,793	1,838
15 West Telangana Section	232	42	52,468	119,656	343	13	119,986	58,723
Totals	2,595	1,428	434,017	984,969	4,857	8	...	551	398	628	12	988,245	381,393
16 NORTHEAST INDIA UNION SECTION
17 Arunachal Pradesh Region	1	16	329	315	35	4	346	327
18 Assam Region	17	56	4,769	5,285	150	2	5,433	4,766
19 Garo Section	41	75	10,634	10,136	1,456	6	11,586	11,359
20 Khasi Jaintia Conference	28	59	4,666	4,821	296	9	...	25	17	5,084	4,786
21 Manipur Conference	46	83	4,806	7,080	407	16	7,471	4,481
22 Mizo Conference	81	49	4,770	20,481	1,059	...	1	2	43	38	46	5	21,411	5,259
23 Nagaland Region	3	5	511	726	32	6	1	751	538
Totals	217	343	30,483	48,844	3,435	...	1	2	9	6	97	55	46	5	52,082	31,514

STATISTICAL REPORT FOR 2017

Conference or Mission	Churches, Companies, and Church Membership															
1	2a	2b	3a	3b	4a	4a2	4b	4c	4d	5a	5b	5c	5d	5e	6	16
Conference or Mission	Churches	Companies	Church Attendance Average	Church Membership at Beginning of Year	Members Added					Members Subtracted					Church Membership at End of Year	Sabbath School Attendance Average
					Baptisms	Former Members' Baptisms	Professions of Faith	Letters Received	Adjustments	Letters Granted	Deaths	Dropped	Missing	Adjustments		
SOUTHERN ASIA DIVISION (CONT'D)																
24 NORTHERN INDIA UNION SECTION
25 Bihar Region	3	134	2,378	4,467	127	5	4,589	3,127
26 Chhattisgarh Region	10	59	2,234	4,866	43	2	4,907	2,415
27 Delhi Metro Region	7	33	2,273	3,575	97	3,672	2,273
28 Eastern Jharkhand Section	14	64	3,354	4,816	325	5,141	4,016
29 Eastern Uttar Pradesh Region	32	193	8,197	45,736	427	4	46,159	14,334
30 Haryana Region	17	100	4,563	8,280	297	27	8,550	4,256
31 Himachal Pradesh Region	7	61	5,317	4,884	42	...	2	5	3	4,930	5,162
32 Madhya Bharat Section	54	102	5,636	8,022	506	3	8,525	5,633
33 North Bengal Section	51	35	10,822	11,151	383	5	11,529	10,900
34 North India Section	55	46	11,619	13,833	356	1	14,188	10,953
35 South Bengal Section	107	181	12,012	21,490	297	2	21,785	13,564
36 Upper Ganges Section	36	131	16,723	16,915	521	10	17,426	17,005
37 Western Jharkhand Section	56	97	10,785	9,312	150	15	9,447	11,186
38 Western Uttar Pradesh Region	16	220	17,243	20,502	144	3	6	59	...	20,578	17,027
Totals	465	1,456	113,153	177,849	3,715	...	2	5	51	8	86	...	181,426	121,847
SOUTH-CENTRAL INDIA UN SECTION																
40 Bangalore Metro Conference	52	41	4,756	15,540	347	14	15,873	5,568
41 Goa-West Karnataka Section	58	26	13,266	22,627	130	1	22,756	6,419
42 Kolar-Chinthamani Region	24	49	7,104	12,035	71	3	12,103	7,495
43 North Karnataka Section	84	9	8,529	20,639	160	19	20,780	8,723
44 Raichur-Bellary Region	13	17	1,855	1,825	76	2	1,899	2,040
45 South Karnataka Section	24	18	4,339	4,205	34	11	4,228	4,206
Totals	255	160	39,848	76,871	818	50	77,639	34,450
SOUTHEAST INDIA UNION SECTION																
47 Chennai Metro Section	36	66	13,044	16,839	853	23	...	247	...	17,422	8,878
48 Coimbatore Tirupur Region	21	16	3,324	4,371	397	9	...	63	...	4,696	3,397
49 Dharmapuri Region	22	24	636	4,141	587	75	...	4,653	667
50 Erode Nilgiris Section	51	62	3,354	8,854	186	2	...	236	...	8,802	3,297
51 Kanchipuram-Chengalpattu Section	10	19	778	2,356	213	4	35	...	2,520	718
52 North Tamil Conference	84	302	21,594	27,916	332	10	...	265	...	27,980	21,558
53 Pudukottai-Thirumayam Region	4	15	848	1,241	32	25	...	1,248	838
54 Sivagangai Ramanathapuram Section	16	80	848	6,351	323	60	...	6,614	875
55 South Tamil Conference	131	108	24,763	38,189	1,452	33	51	17	277	...	39,263	26,138
56 Thanjavur-Karaikal Section	45	28	1,695	5,917	799	4	25	65	...	6,622	1,766
57 Theni-Periyakulam Region	8	26	548	3,661	49	3	...	25	...	3,682	528
58 Vellore Region	24	31	2,134	4,411	1,114	27	...	85	...	5,413	2,215
59 Villupuram-Tindivanam Region	6	30	817	3,209	643	35	...	3,817	812
Totals	458	807	74,380	127,456	6,980	33	132	46	1,493	...	132,732	71,684
SOUTHWEST INDIA UNION SECTION																
61 Alappuzha-Pathanamthitta Section	25	5	921	1,863	67	1	9	1,922	926
62 Idukki Section	26	29	886	4,794	31	...	22	6	4,841	881
63 Malabar Region	7	16	326	1,475	14	...	1	2	1,488	325
64 North Kerala Section	46	26	2,414	7,704	298	...	4	20	7,986	2,370
65 South Kerala Section	134	13	4,073	21,175	46	27	21,194	4,236
Totals	238	89	8,619	37,011	456	...	29	1	64	37,431	8,737
WESTERN INDIA UNION SECTION																
67 Central Maharashtra Conference	36	31	15,625	18,182	507	1,955	...	44	20,600	13,929
68 Gujarat Conference	42	59	21,574	26,387	601	25	2,903	24,060	19,760
69 Mumbai Metro Section	20	86	6,066	10,124	193	10,317	8,141
70 North Maharashtra Section	93	75	26,735	34,636	473	5,195	40,304	22,286
71 Saurashtra Region	4	60	1,740	3,807	144	371	3,580	2,291
72 South Gujarat Region	4	28	1,617	3,136	185	...	7	3	345	2,980	1,654
73 South Maharashtra Section	37	52	6,650	10,107	121	14	457	9,757	6,613
74 Vidarbha Region (Nagpur)	21	91	6,005	10,939	283	1,203	12,425	9,007
Totals	257	482	86,009	117,318	2,507	...	7	...	8,353	...	86	4,076	124,023	83,680
75 ATTACHED FIELDS																
76 Andaman and Nicobar Island Region	1	4	38	299	299	38
77 East Himalayan Field	12	26	541	755	17	25	...	747	545
78 Nepal Section	26	82	4,312	9,242	86	9,328	4,313
Totals	39	112	4,890	10,296	103	25	...	10,374	4,895
79 SOUTHERN ASIA DIVISION																
80 East-Central India Union Section	2,595	1,428	434,017	984,969	4,857	8	...	551	398	628	12	988,245	381,393
81 Northeast India Union Section	217	343	30,483	48,844	3,435	...	1	2	9	6	97	55	46	5	52,082	31,514
82 Northern India Union Section	465	1,456	113,153	177,849	3,715	...	2	5	51	8	86	...	181,426	121,847
83 South-Central India Union Section	255	160	39,848	76,871	818	50	77,639	34,450
84 Southeast India Union Section	458	807	74,380	127,456	6,980	33	132	46	1,493	...	132,732	71,684
85 Southwest India Union Section	238	89	8,619	37,011	456	...	29	1	64	37,431	8,737
86 Western India Union Section	257	482	86,009	117,318	2,507	...	7	...	8,353	...	86	4,076	124,023	83,680
87 Attached Fields	39	112	4,890	10,296	103	25	...	10,374	4,895
DIVISION TOTALS	4,524	4,877	791,398	1,580,614	22,871	...	39	7	8,370	40	1,031	507	2,278	4,093	1,603,952	738,198

GENERAL STATISTICS BY DIVISIONS FOR 2017

Conference or Mission	Churches, Companies, and Church Membership															6	16
	2a	2b	3a	3b	4a	4a2	4b	4c	4d	5a	5b	5c	5d	5e			
	Churches	Companies	Church Attendance Average	Church Membership at Beginning of Year	Members Added					Members Subtracted					Church Membership at End of Year		
Baptisms					Former Members' Baptisms	Professions of Faith	Letters Received	Adjustments	Letters Granted	Deaths	Dropped	Missing	Adjustments				
SOUTHERN ASIA-PACIFIC DIVISION																	
1 BANGLADESH UNION MISSION.....
2 East Bangladesh Mission	26	70	4,007	4,501	215	11	4,705	3,783
3 North Bangladesh Mission	33	67	4,935	7,730	230	4	7,956	4,792
4 South Bangladesh Mission	35	50	3,260	9,274	225	7	9,492	3,168
5 West Bangladesh Mission.....	29	94	7,226	8,594	311	9	8,896	9,371
Totals	123	281	19,426	30,099	981	31	31,049	21,114
6 CENTRAL PHILIPPINE UNION CONF.
7 Central Visayan Conference	281	104	12,423	38,446	2,845	9	50	19	...	9	61	44	32	41,223	10,746
8 East Visayan Conference	183	153	15,874	28,082	1,544	38	29,588	14,325
9 Negros Occidental Conference.....	287	117	16,824	45,278	2,688	10	19	38	...	14	138	125	275	47,481	13,704
10 Negros Oriental-Siquijor Mission.....	140	55	9,667	16,411	803	...	12	62	...	41	28	10	17,209	7,193
11 Romblon Adventist Mission.....	69	16	3,521	8,068	284	...	13	7	...	28	37	25	8	8,274	3,376
12 West Visayan Conference.....	309	103	25,761	42,458	1,876	...	7	2	...	1	13	9	44,320	23,714
Totals	1,269	548	84,069	178,743	10,040	19	101	128	...	93	315	213	315	188,095	73,057
13 EAST INDONESIA UNION CONFERENCE
14 Bolaang Mongondow & Gorontalo Mission.....	62	14	4,428	6,535	236	10	13	6,768	3,853
15 Central Sulawesi Mission	60	38	6,581	9,387	301	3	9,685	5,476
16 Luwu Tana Toraja Mission.....	32	20	2,657	2,958	90	10	1	9	...	2	13	3,053	2,417
17 Maluku Mission	48	23	5,735	6,624	166	9	6,781	5,311
18 Manado and North Maluku Conference	117	11	13,289	28,980	667	12,760	30	16,857	12,670
19 Minahasa Conference.....	220	17	14,357	27,384	885	36	3	11	...	17	77	34	39	28,152	13,707
20 North Minahasa Bitung Mission	118	6	12,589	...	523	66	...	12,760	...	28	20	44	13,257	11,382
21 Northern Island Mission	60	21	1,992	4,016	124	2	1	14	4,129	1,823
22 Papua Mission.....	119	43	16,206	17,082	1,362	60	18,384	13,877
23 South Sulawesi Conference	29	38	1,479	2,559	116	5	1	26	...	32	11	2,664	1,405
24 West Papua Mission	42	20	6,873	10,977	165	2	36	5	2	11,101	7,847
Totals	907	251	86,183	116,502	4,635	131	6	12,806	...	12,811	294	59	85	120,831	79,766
25 MYANMAR UNION MISSION
26 Ayeyarwady Mission	62	24	3,088	7,570	285	...	7	11	...	34	33	10	2	1	...	7,793	3,096
27 Central Myanmar Mission	30	19	2,800	4,558	273	...	37	88	11	90	21	6	41	4,809	2,987
28 South East Mission	28	17	2,178	4,904	177	...	1	72	...	33	20	1	...	1	...	5,099	2,282
29 Upper Myanmar Mission	76	31	5,132	8,649	366	1	5	46	...	42	19	18	3	8,985	5,502
30 Yangon Adventist Mission.....	38	14	4,548	5,321	164	...	1	20	...	16	9	5,481	4,357
Totals	234	105	17,745	31,002	1,265	1	51	237	11	215	102	35	46	2	...	32,167	18,223
31 NORTH PHILIPPINE UNION CONF.
32 Central Luzon Conference	406	111	99,925	164,123	6,912	5	80	170	...	123	38	53	100	170,976	94,638
33 Mountain Provinces Mission	109	50	1,824	23,448	491	...	6	3	...	2	13	23,933	1,515
34 Northeast Luzon Mission	172	27	12,278	...	1,765	22,377	24,142	13,092
35 Northern Luzon Mission	168	37	16,224	49,889	1,307	2	...	22,783	34	173	...	28,208	16,576
36 Palawan Adventist Mission	117	39	11,007	26,938	1,603	18	27	28,532	11,337
37 South-Central Luzon Conference	328	115	3,805	56,114	3,231	13	26	52	...	126	43	67	133	59,067	3,117
38 Southern Luzon Mission	187	35	15,158	28,529	1,163	10	16	24	...	12	50	13	91	29,576	15,334
Totals	1,487	414	160,221	349,041	16,472	28	128	22,646	...	23,046	205	133	324	173	...	364,434	155,607
39 PAKISTAN UNION SECTION
40 Northern Section	86	61	2,622	6,707	693	7,400	1,828
41 Southern Section.....	32	7	3,321	4,982	260	9	5,233	2,506
Totals	118	68	5,943	11,689	953	9	12,633	4,334
42 SOUTH PHILIPPINE UNION CONF.
43 Davao Mission.....	344	193	36,680	92,025	4,104	...	62	10	...	2	75	326	53	95,745	30,402
44 North Central Mindanao Conference	507	162	27,421	88,869	7,127	...	83	103	...	571	79	647	4,893	89,992	22,909
45 Northeastern Mindanao Mission	257	257	61,755	81,347	9,712	...	25	20	...	56	34	277	61	90,676	60,053
46 Southern Mindanao Mission	396	217	84,020	131,259	9,162	155	20	8	...	7	55	33	27	140,482	77,158
47 Western Mindanao Conference	325	147	34,537	68,585	4,827	...	347	6	...	37	148	45	31	73,504	35,138
48 Zamboanga Peninsula Mission.....	230	59	28,352	38,742	3,218	61	28	30	...	174	72	149	322	41,362	27,057
Totals	2,059	1,035	272,764	500,827	38,150	216	565	177	...	847	463	1,477	5,387	531,761	252,715
49 SOUTHEAST ASIA UNION MISSION
50 Cambodia Adventist Mission.....	6	32	3,788	6,854	258	2	...	2	8	162	3,776	3,166	3,813
51 Laos Region	4	10	992	1,279	164	1,443	854
52 Peninsular Malaysia Mission.....	28	12	2,959	5,881	132	...	9	67	...	68	13	2	140	5,866	2,280
53 Sabah Mission.....	145	83	17,157	31,722	644	...	3	16	...	33	71	16	393	31,872	16,751
54 Sarawak Mission.....	98	59	7,458	19,062	505	1	9	19,557	7,413
55 Singapore Conference	8	1	1,390	3,053	32	...	3	17	...	14	9	2	3,080	686
56 Thailand Mission	54	75	10,060	14,018	449	2	95	474	...	287	27	32	879	13,813	9,239
57 Vietnam Mission	16	161	4,687	12,573	379	5	34	12,913	4,091
Totals	359	433	48,490	94,442	2,563	2	110	576	...	410	171	214	5,188	91,710	45,126

STATISTICAL REPORT FOR 2017

Conference or Mission	Churches, Companies, and Church Membership															
1	2a	2b	3a	3b	4a	4a2	4b	4c	4d	5a	5b	5c	5d	5e	6	16
Conference or Mission	Churches	Companies	Church Attendance Average	Church Membership at Beginning of Year	Members Added					Members Subtracted					Church Membership at End of Year	Sabbath School Attendance Average
					Baptisms	Former Members' Baptisms	Professions of Faith	Letters Received	Adjustments	Letters Granted	Deaths	Dropped	Missing	Adjustments		

SOUTHERN ASIA-PACIFIC DIVISION (CONT'D)

58 WEST INDONESIA UNION MISSION
59 Central Java Mission	36	27	3,817	4,494	264	5	1	29	...	19	28	4	26	...	4,716	3,042
60 Central Sumatra Mission	105	42	3,981	7,154	484	43	...	9	9	1	7,662	3,700
61 East Java Conference	71	22	4,296	7,456	340	2	16	9	...	8	51	155	216	...	7,393	3,302
62 East Kalimantan Mission	51	26	3,282	4,906	241	...	21	8	...	17	16	12	10	...	5,121	2,512
63 Jakarta Conference	172	42	21,025	30,718	1,320	30	32,008	20,442
64 North Sumatra Mission	194	36	9,354	15,954	962	128	3	8	...	330	191	294	286	...	15,954	9,493
65 Nusa Tenggara Mission	87	26	4,107	8,472	334	3	13	8,796	3,528
66 South Sumatra Mission	72	47	2,445	7,703	240	17	...	22	10	10	26	...	7,892	2,212
67 West Java Conference	43	9	6,146	9,938	476	36	10,378	9,074
68 West Kalimantan Region	19	65	1,717	5,743	84	11	...	2	...	5,814	1,324
Totals	850	342	60,168	102,538	4,745	135	41	117	...	405	395	476	566	...	105,734	58,626
69 ATTACHED FIELDS																
70 Sri Lanka Mission of SDA	37	21	1,587	3,101	54	1	6	3,148	1,444
71 Timor-Leste Mission	1	2	191	567	14	581	284
Totals	38	23	1,778	3,668	68	1	6	3,729	1,728
72 SOUTHERN ASIA-PACIFIC DIVISION																
73 Bangladesh Union Mission	123	281	19,426	30,099	981	31	31,049	21,114
74 Central Philippine Union Conference	1,269	548	84,069	178,743	10,040	19	101	128	...	93	315	213	315	...	188,095	73,057
75 East Indonesia Union Conference	907	251	86,183	116,502	4,635	131	6	12,806	...	12,811	294	59	85	...	120,831	79,766
76 Myanmar Union Mission	234	105	17,745	31,002	1,265	1	51	237	11	215	102	35	46	2	32,167	18,223
77 North Philippine Union Conference	1,487	414	160,221	349,041	16,472	28	128	22,646	...	23,046	205	133	324	173	364,434	155,607
78 Pakistan Union Section	118	68	5,943	11,689	953	9	12,633	4,334
79 South Philippine Union Conference	2,059	1,035	272,764	500,827	38,150	216	565	177	...	847	463	1,477	5,387	...	531,761	252,715
80 Southeast Asia Union Mission	359	433	48,490	94,442	2,563	2	110	576	...	410	171	214	5,188	...	91,710	45,126
81 West Indonesia Union Mission	850	342	60,168	102,538	4,745	135	41	117	...	405	395	476	566	...	105,734	58,626
82 Attached Fields	38	23	1,778	3,668	68	1	6	3,729	1,728
DIVISION TOTALS	7,444	3,500	756,785	1,418,551	79,872	532	1,002	36,687	11	37,828	1,991	2,607	11,911	175	1,482,143	710,292

TRANS-EUROPEAN DIVISION

1 ADRIATIC UNION CONFERENCE																
2 Albanian Mission of SDA	5	2	139	439	12	5	456	118
3 Croatian Conference	78	11	1,192	2,766	23	...	2	23	...	37	73	16	9	10	2,669	934
4 Slovenian Conference	15	2	317	567	5	...	1	6	...	10	5	...	2	...	562	309
Totals	98	15	1,647	3,772	40	...	3	34	...	47	78	16	11	10	3,687	1,360
5 BALTIC UNION CONFERENCE																
6 Estonian Conference	19	...	688	1,480	17	25	2	27	30	6	2	10	1,449	579
7 Latvian Conference	52	3	1,670	3,862	72	...	7	84	9	89	45	24	...	1	3,875	1,561
8 Lithuanian Conference	18	4	381	765	12	10	...	12	7	28	740	342
Totals	89	7	2,738	6,107	101	...	7	119	11	128	82	58	2	11	6,064	2,482
9 BRITISH UNION CONFERENCE																
10 Irish Mission	12	9	544	834	12	1	...	43	13	11	...	4	5	13	870	429
11 North England Conference	99	35	2,119	10,595	194	4	24	150	276	82	44	8	...	266	10,843	1,578
12 Scottish Mission	9	4	281	662	8	...	7	19	4	20	8	1	...	7	664	220
13 South England Conference	158	64	2,428	24,500	404	2	24	224	117	171	139	16	25	23	24,897	2,347
14 Welsh Mission	12	6	261	621	31	...	1	12	...	8	9	1	3	1	643	186
Totals	290	118	5,633	37,212	649	7	56	448	410	292	200	30	33	310	37,917	4,759
15 DANISH UNION OF CHURCHES CONF	39	1	...	2,466	17	...	1	23	...	8	40	14	2,445	...
16 FINLAND UNION OF CHURCHES CONF	62	9	1,485	4,777	56	1	22	26	...	14	95	42	3	...	4,728	1,474
17 HUNGARIAN UNION CONFERENCE																
18 Duna Conference	56	11	2,425	3,018	58	...	9	129	...	116	45	8	9	...	3,036	1,471
19 Tisza Conference	59	15	745	2,243	35	1	4	106	...	109	36	1	21	...	2,222	540
Totals	115	26	3,170	5,261	93	1	13	235	...	225	81	9	30	...	5,258	2,011
20 NETHERLANDS UN OF CHURCHES CONF	58	16	...	5,791	52	...	6	83	269	83	51	15	37	13	6,002	...
21 NORWEGIAN UNION CONFERENCE																
22 East Norway Conference	35	...	934	2,887	43	...	7	69	...	50	42	18	2,896	713
23 North Norway Conference	14	...	123	492	6	4	...	4	12	3	483	110
24 West Norway Conference	13	2	406	1,165	12	...	9	10	...	14	19	7	1,156	194
Totals	62	2	1,462	4,544	61	...	16	83	...	68	73	28	4,535	1,017
25 POLISH UNION CONFERENCE																
26 East Polish Conference	33	8	1,390	1,871	25	1	5	81	14	43	24	6	9	3	1,912	1,263
27 South Polish Conference	50	4	649	2,129	48	...	3	37	...	24	20	10	11	...	2,152	759
28 West Polish Conference	33	13	1,143	1,739	34	43	...	26	29	16	11	2	1,732	1,018
Totals	116	25	3,182	5,739	107	1	8	161	14	93	73	32	31	5	5,796	3,039

GENERAL STATISTICS BY DIVISIONS FOR 2017

Conference or Mission	Churches, Companies, and Church Membership															6	16
	2a	2b	3a	3b	Members Added					Members Subtracted							
	Churches	Companies	Church Attendance Average	Church Membership at Beginning of Year	Baptisms	Former Members' Baptisms	Professions of Faith	Letters Received	Adjustments	Letters Granted	Deaths	Dropped	Missing	Adjustments	Church Membership at End of Year		

TRANS-EUROPEAN DIVISION (CONT'D)

29 SOUTH-EAST EUROPEAN UNION CONF
30 Bosnia and Herzegovina Conference	23	...	261	606	2	...	2	9	...	10	8	2	599	256	
31 Macedonian Mission	15	6	299	532	15	10	...	8	8	7	15	...	519	273	
32 North Conference	88	...	2,536	3,454	33	1	8	16	...	18	65	22	6	...	3,401	2,427	
33 South Conference	84	...	1,230	3,107	40	1	13	15	...	25	121	54	119	21	2,836	1,056	
Totals	210	6	4,326	7,699	90	2	23	50	...	61	202	85	140	21	7,355	4,012	
34 SWEDISH UNION OF CHURCHES CONF	32	4	1,109	2,871	50	...	9	31	...	9	25	13	2,914	844	
35 ATTACHED FIELDS																	
36 Cyprus Section	2	1	104	92	4	...	2	1	...	4	1	94	103	
37 Greek Mission	11	2	299	384	35	1	10	26	37	31	2	...	460	211	
38 Iceland Conference	6	1	33	478	3	2	9	470	25	
Totals	19	4	436	954	42	1	12	27	37	37	10	...	2	...	1,024	338	
39 TRANS-EUROPEAN DIVISION	
40 Adriatic Union Conference	98	15	1,647	3,772	40	...	3	34	...	47	78	16	11	10	3,687	1,360	
41 Baltic Union Conference	89	7	2,738	6,107	101	...	7	119	11	128	82	58	2	11	6,064	2,482	
42 British Union Conference	290	118	5,633	37,212	649	7	56	448	410	292	200	30	33	310	37,917	4,759	
43 Danish Union of Churches Conference	39	1	...	2,466	17	...	1	23	...	8	40	14	2,445	...	
44 Finland Union of Churches Conference	62	9	1,485	4,777	56	1	22	26	...	14	95	42	3	...	4,728	1,474	
45 Hungarian Union Conference	115	26	3,170	5,261	93	1	13	235	...	225	81	9	30	...	5,258	2,011	
46 Netherlands Union of Churches Conference	58	16	...	5,791	52	...	6	83	269	83	51	15	37	13	6,002	...	
47 Norwegian Union Conference	62	2	1,462	4,544	61	...	16	83	...	68	73	28	4,535	1,017	
48 Polish Union Conference	116	25	3,182	5,739	107	1	8	161	14	93	73	32	31	5	5,796	3,039	
49 South-East European Union Conference	210	6	4,326	7,699	90	2	23	50	...	61	202	85	140	21	7,355	4,012	
50 Swedish Union of Churches Conference	32	4	1,109	2,871	50	...	9	31	...	9	25	13	2,914	844	
51 Attached Fields	19	4	436	954	42	1	12	27	37	37	10	...	2	...	1,024	338	
DIVISION TOTALS	1,190	233	25,185	87,193	1,358	13	176	1,320	741	1,065	1,010	342	289	370	87,725	21,332	

WEST-CENTRAL AFRICA DIVISION

1 CAMEROON UNION MISSION
2 Central-South Cameroon Conference	345	218	23,701	31,504	3,042	...	134	144	...	119	165	330	332	...	33,878	18,627
3 East Cameroon Mission	220	207	14,949	19,416	4,136	...	44	63	...	9	83	468	495	89	22,515	14,573
4 North Cameroon Conference	321	119	30,412	39,352	3,071	...	36	15	...	36	27	80	151	...	42,180	27,334
5 West Cameroon Mission	66	28	4,562	5,974	546	1	51	51	...	41	37	2	166	...	6,377	3,480
Totals	952	572	73,623	96,246	10,795	1	265	273	...	205	312	880	1,144	89	104,950	64,013
6 CENTRAL AFRICAN UNION MISSION
7 Central African Republic Mission	51	45	...	5,715	125	10	7	19	36	6	6	...	2	2	5,896	...
8 Chad Mission	42	22	...	2,602	323	3	14	25	...	80	14	7	2	...	2,864	...
9 Congo Region	15	2	...	764	98	...	14	1	13	4	4	...	882	...
10 Equatorial Guinea Mission	8	12	...	1,467	96	...	8	3	1	5	4	2	5	63	1,496	...
11 Gabon Mission	18	15	159	3,141	137	40	197	...	2	288	1,181	...	2,044	107
Totals	134	96	159	13,689	779	13	43	88	247	95	26	297	1,194	65	13,182	107
12 EASTERN NIGERIA UNION CONF
13 Aba East Conference	95	31	21,204	24,502	1,362	...	16	135	146	229	154	26	16	...	25,736	20,825
14 Aba North Conference	83	37	18,995	22,990	357	...	5	18	...	24	107	29	85	...	23,125	18,021
15 Aba South Conference	91	49	17,686	21,556	1,151	1	6	182	...	188	121	57	50	...	22,480	19,043
16 Abia North-Central Conference	41	63	8,204	9,004	470	...	1	42	...	189	60	45	14	...	9,209	8,242
17 Akwa Ibom Conference	14	49	3,311	3,929	276	...	2	3	...	3	9	5	4,193	3,170
18 Anambra Mission	16	26	1,689	1,718	201	31	...	89	4	4	28	...	1,825	1,938
19 Bayelsa Mission	9	18	1,553	1,374	150	9	...	4	3	1,526	1,655
20 Cross River Conference	7	20	2,190	2,023	158	...	4	2	...	12	2	2,173	2,082
21 Ebonyi Conference	35	39	5,660	6,305	312	...	2	16	...	144	49	513	164	...	5,765	5,832
22 Enugu Conference	13	33	1,583	1,556	115	...	2	22	...	30	10	3	1,652	1,665
23 Imo Conference	70	55	5,308	5,293	198	...	5	22	...	23	35	17	23	...	5,420	5,377
24 Port Harcourt Conference	81	29	18,727	19,099	1,111	31	21	164	250	176	118	12	70	...	20,300	18,481
25 Rivers East Conference	34	26	5,871	5,846	380	18	...	13	35	7	6,189	5,995
26 Rivers West Conference	82	84	12,023	15,315	713	6	1	...	38	...	1	...	15,996	11,672
Totals	671	559	124,000	140,510	6,954	38	64	664	397	1,124	745	718	451	...	145,589	123,995
27 EASTERN SAHEL UNION MISSION
28 Benin Mission	22	59	4,740	4,183	879	...	2	8	2	5,054	4,693
29 Burkina Faso Mission	12	63	1,805	1,741	152	6	1,887	1,566
30 Cote d'Ivoire Conference	72	76	7,659	7,722	720	...	1	45	29	8,369	7,051
31 Niger Region	2	12	237	191	195	2	3	3	...	5	4	...	385	260
32 Togo Conference	59	114	9,747	8,103	725	...	1	106	...	24	16	59	61	...	8,775	9,831
Totals	167	324	24,186	21,940	2,671	2	7	109	...	29	75	90	65	...	24,470	23,399

STATISTICAL REPORT FOR 2017

Conference or Mission	Churches, Companies, and Church Membership															
1	2a	2b	3a	3b	4a	4a2	4b	4c	4d	5a	5b	5c	5d	5e	6	16
Conference or Mission	Churches	Companies	Church Attendance Average	Church Membership at Beginning of Year	Members Added					Members Subtracted					Church Membership at End of Year	Sabbath School Attendance Average
					Baptisms	Former Members' Baptisms	Professions of Faith	Letters Received	Adjustments	Letters Granted	Deaths	Dropped	Missing	Adjustments		

WEST-CENTRAL AFRICA DIVISION (CONT'D)

33	NORTHERN GHANA UNION MISSION		
34	Ashanti Central Ghana Conference	60	49	13,517	15,671	1,214	116	...	133	76	48	16,744	11,169	
35	Ashanti South Ghana Conference	153	178	4,721	24,683	2,141	...	34	364	...	411	114	27	41	...	26,629	4,126	
36	Central Ghana Conference	89	117	9,385	14,836	1,314	113	...	202	71	31	15,959	7,058	
37	Green View Ghana Conference	58	88	3,410	7,913	951	...	5	50	4	100	24	38	36	...	8,725	3,005	
38	Mid-Central Ghana Conference	74	40	14,713	19,665	1,259	2	10	147	...	543	68	10	2	...	20,460	11,024	
39	Mid-North Ghana Conference	109	148	16,381	26,045	2,294	183	9	1,029	136	134	39	...	27,193	13,546	
40	Mid-West Ghana Conference	89	132	12,972	18,293	1,863	6	16	169	...	105	32	8	20,202	14,226	
41	Mountain View Ghana Conference	95	86	13,903	27,642	1,116	...	19	290	...	253	149	...	17	...	28,648	12,540	
42	North Ghana Mission	16	89	2,201	7,427	482	...	1	7	...	4	2	7,911	2,011	
43	South Central Ghana Conference	92	119	12,242	16,984	1,351	...	21	1,234	...	1,282	83	1	47	...	18,177	9,400	
	Totals	835	1,046	102,583	179,159	13,985	8	106	2,673	13	4,062	755	249	182	48	190,648	88,101	
44	NORTHERN NIGERIA UNION CONF	
45	North Central Nigeria Conference	48	85	8,358	8,265	660	...	35	158	...	125	18	123	7	...	8,845	8,399	
46	North East Nigeria Conference	78	133	23,822	17,821	910	...	52	261	...	246	84	54	30	...	18,630	24,430	
47	North West Nigeria Conference	98	174	22,049	15,435	847	...	19	66	169	...	246	114	72	64	...	16,040	23,833
	Totals	224	392	54,228	41,521	2,417	19	153	588	...	617	216	249	101	...	43,515	56,661	
48	SOUTHERN GHANA UNION CONF	
49	Accra City Conference	86	40	14,196	39,411	3,959	...	81	1,159	259	18,948	148	27	81	...	25,665	13,205	
50	Diamond Field Ghana Conference	64	107	1,582	...	303	...	2	10,822	...	12	18	56	11,041	1,214	
51	East Ghana Conference	73	69	5,708	29,080	3,594	...	96	1,044	...	22,842	154	20	14	128	10,656	5,232	
52	Eastern View Ghana Conference	68	121	462	...	2	11,103	...	5	6	11,556	...	
53	Meridian Ghana Conference	47	23	269	...	6	11,092	...	18	10	11,339	...	
54	Mid-South Ghana Conference	97	207	17,046	25,451	3,711	...	278	679	...	14,686	84	17	2	...	15,330	13,525	
55	Pioneer Ghana Conference	74	154	2,203	...	88	...	4	14,113	...	2	10	14,193	2,109	
56	South West Ghana Conference	130	97	23,299	39,765	4,720	6	66	370	2	26,189	145	65	48	71	18,411	21,750	
57	Volta North Ghana Mission	16	53	607	...	116	...	13	3,078	...	13	6	3,188	542	
58	Volta South Ghana Mission	22	62	173	4,084	...	7	2	4,248	...	
59	West-Central Ghana Conference	107	80	2,122	...	367	...	14	11,908	...	22	10	12	3	...	12,242	1,943	
60	Western North Ghana Conference	103	155	2,424	...	43	13,644	...	2	9	2	13,674	1,986	
	Totals	887	1,168	69,184	133,707	17,805	6	562	83,096	261	82,746	602	143	148	255	151,543	61,504	
61	WEST AFRICAN UNION MISSION	
62	Central Liberia Mission	35	38	2,528	5,051	53	1	23	12	15	...	5,055	2,046	
63	Guinea Region	6	28	382	1,927	52	1	51	1,927	385	
64	Sierra Leone Mission	50	101	1,235	9,294	388	...	1	8	4	3	27	7	9,658	1,120	
65	South-East Liberia Mission	19	23	...	2,283	241	9	179	2,336	...	
66	South-West Liberia Conference	20	13	...	12,825	666	...	9	3	7	10	13,486	...	
	Totals	130	203	4,144	31,380	1,400	1	10	11	4	3	67	29	15	230	32,462	3,550	
67	WESTERN NIGERIA UNION CONF	
68	Delta Conference	28	70	2,440	6,100	334	10	...	3	9	3	6,429	2,449	
69	Edo Conference	23	43	3,527	3,121	245	3,366	2,076	
70	Ekiti Conference	33	34	...	8,806	354	9,160	...	
71	Kogi Region	7	28	315	640	13	653	288	
72	Kwara Conference	28	33	2,723	2,422	129	3	2,548	2,660	
73	Lagos Atlantic Conference	22	26	2,826	5,405	235	...	6	20	...	9	6	4	5,647	2,486	
74	Lagos Mainland Conference	38	35	7,943	7,085	320	...	1	4	1	8	2	7,401	7,742	
75	Ogun Conference	24	57	4,573	7,952	502	49	12	8,491	4,278	
76	Ondo Mission	21	43	1,699	2,020	142	...	30	13	...	19	2,186	2,022	
77	Osun Conference	30	48	1,658	4,690	502	2	5,190	1,661	
78	Oyo Conference	34	42	...	3,928	3,928	...	
	Totals	288	459	27,701	52,169	2,776	...	37	96	1	39	34	7	54,999	25,661	
79	WESTERN SAHEL UNION MISSION	
80	Cabo Verde Conference	34	42	...	8,768	479	6	34	9,207	1,463	
81	Gambia Region	5	8	346	309	56	...	3	4	364	345	
82	Guinea-Bissau Mission	7	15	738	3,232	157	3,389	607	
83	Mali Mission	5	21	409	1,740	81	1,821	411	
84	Senegal/Mauritania Mission	8	7	12	675	16	8	...	1	698	...	
	Totals	59	93	1,504	14,724	789	...	3	8	...	1	10	34	15,479	2,826	
85	WEST-CENTRAL AFRICA DIVISION	
86	Cameroon Union Mission	952	572	73,623	96,246	10,795	1	265	273	...	205	312	880	1,144	89	104,950	64,013	
87	Central African Union Mission	134	96	159	13,689	779	13	43	88	247	95	26	297	1,194	65	13,182	107	
88	Eastern Nigeria Union Conference	671	559	124,000	140,510	6,954	38	64	664	397	1,124	745	718	451	...	145,589	123,995	
89	Eastern Sahel Union Mission	167	324	24,186	21,940	2,671	2	7	109	...	29	75	90	65	...	24,470	23,399	
90	Northern Ghana Union Mission	835	1,046	102,583	179,159	13,985	8	106	2,673	13	4,062	755	249	182	48	190,648	88,101	
91	Northern Nigeria Union Conference	224	392	54,228	41,521	2,417	19	153	588	...	617	216	249	101	...	43,515	56,661	
92	Southern Ghana Union Conference	887	1,168	69,184	133,707	17,805	6	562	83,096	261	82,746	602	143	148	255	151,543	61,504	
93	West African Union Mission	130	203	4,144	31,380	1,400	1	10	11	4	3	67	29	15	230	32,462	3,550	
94	Western Nigeria Union Conference	288	459	27,701	52,169	2,776	...	37	96	1	39	34	7	54,999	25,661	
95	Western Sahel Union Mission	59	93	1,504	14,724	789	...	3	8	...	1	10	34	15,479	2,826	
	DIVISION TOTALS	4,347	4,912	481,311	725,045	60,371	88	1,250	87,606	923	88,921	2,842	2,696	3,300	687	776,837	449,817	

GENERAL STATISTICS BY DIVISIONS FOR 2017

Conference or Mission	Churches, Companies, and Church Membership															
	2a	2b	3a	3b	4a	4a2	4b	4c	4d	5a	5b	5c	5d	5e	6	16
Conference or Mission	Churches	Companies	Church Attendance Average	Church Membership at Beginning of Year	Members Added					Members Subtracted					Church Membership at End of Year	Sabbath School Attendance Average
					Baptisms	Former Members' Baptisms	Professions of Faith	Letters Received	Adjustments	Letters Granted	Deaths	Dropped	Missing	Adjustments		

ATTACHED TO THE GENERAL CONFERENCE

1 MIDDLE EAST & NORTH AFRICA UN MISS
2 East Mediterranean Region	6	4	351	579	5	4	...	11	3	10	6	27	559	284	
3 Egypt-Sudan Field	18	10	420	858	12	...	4	6	...	3	3	874	402	
4 Gulf Field	20	3	2,051	1,874	75	3	44	182	3	115	4	2,062	1,442	
5 North Africa Region	4	1	152	187	11	...	1	9	...	10	1	2	8	25	162	143	
6 West Asia Field	5	...	277	284	37	...	1	11	...	1	...	3	329	229	
Totals	53	18	3,250	3,782	140	7	50	219	6	139	14	5	8	52	3,986	2,498	
1 ISRAEL FIELD	11	9	557	752	51	...	9	48	...	23	11	1	58	...	767	518	

WORLD SUMMARY

1 East-Central Africa Division	15,550	11,827	2,633,329	3,502,462	372,526	11,285	4,132	89,609	92	94,428	7,018	15,353	10,704	8,287	3,844,316	2,417,131
2 Euro-Asia Division	1,790	931	73,432	111,531	2,719	95	189	2,408	66	2,936	2,077	1,576	233	192	109,994	71,466
3 Inter-American Division	14,080	8,401	898,738	3,726,421	168,404	8,048	4,063	146,766	4,428	146,787	8,058	41,248	24,135	50,356	3,787,546	786,363
4 Inter-European Division	2,546	598	77,880	178,339	3,711	85	440	3,943	21	3,444	2,565	1,211	328	12	178,979	61,599
5 North American Division	5,561	852	188,236	1,237,004	29,633	309	6,546	29,578	1,092	28,033	7,835	4,526	6,912	7,141	1,249,715	118,579
6 Northern Asia-Pacific Division	2,216	3,481	63,358	719,766	14,046	108	2,647	456	1,371	374	1,796	24	2,648	3	733,549	49,372
7 South American Division	13,606	14,080	...	2,479,452	196,507	25,179	8,678	144,003	1,042	144,141	13,737	106,491	103,243	5,314	2,481,935	...
8 South Pacific Division	2,146	4,037	217,000	490,294	27,722	63	11,398	4,320	285	3,570	2,307	1,622	14,516	12	512,055	206,122
9 Southern Africa-Indian Ocean Division	11,512	14,002	1,441,103	3,747,573	251,635	3,445	4,077	27,656	8,964	35,042	6,721	19,552	25,142	83,045	3,873,848	1,364,665
10 Southern Asia Division	4,524	4,877	791,398	1,580,614	22,871	...	39	7	8,370	40	1,031	507	2,278	4,093	1,603,952	738,198
11 Southern Asia-Pacific Division	7,444	3,500	756,785	1,418,551	79,872	532	1,002	36,687	11	37,828	1,991	2,607	11,911	175	1,482,143	710,292
12 Trans-European Division	1,190	233	25,185	87,193	1,358	13	176	1,320	741	1,065	1,010	342	289	370	87,725	21,332
13 West-Central Africa Division	4,347	4,912	481,311	725,045	60,371	88	1,250	87,606	923	88,921	2,842	2,696	3,300	687	776,837	449,817
Attached to the General Conference:																
14 Middle East and North Africa Union Mission	53	18	3,250	3,782	140	7	50	219	6	139	14	5	8	52	3,986	2,498
15 Israel Field	11	9	557	752	51	...	9	48	...	23	11	1	58	...	767	518
WORLD TOTALS 2017	86,576	71,758	...	20,008,779	1,231,566	49,257	44,696	574,626	27,412	586,771	59,013	197,761	205,705	159,739	20,727,347	...
WORLD TOTALS 2016	84,207	70,503	...	19,126,438	1,271,305	...	43,645	570,982	41,526	593,428	57,441	199,781	134,085	60,382	20,008,779	...
Net Increase (Decrease)	2,369	1,255	...	882,341	(39,739)	...	1,051	3,644 (14,114)	(6,657)	1,572 (2,020)	71,620	99,357	718,568

Note—Incomplete reporting of church and Sabbath School attendance (columns 3a and 16).

STATISTICAL REPORT FOR 2016

Conference or Mission	Tithe and Offerings										Per Capita	
1	7	8	9	10	11	12a	12b	13	14a	14b	Basis	17
Conference or Mission	Tithe	Tithe Per Capita	World Mission Fund, Including Sabbath School	World Mission Fund Per Capita	Other General Conference Funds	Intradivision Funds	Ingathering Funds	Local Church Funds	Total Tithe and Offerings	Total Tithe and Offerings Per Capita	Membership Basis for Per Capita Calculations June 30, 2015	Sabbath School Mission Offerings
	US\$	US\$	US\$	US\$	US\$	US\$	US\$	US\$	US\$	US\$	US\$	US\$
GENERAL CONFERENCE												
1 General Conference	865,510				1,818,634				2,684,144			
2 General Conference Institutions												
Total	865,510				1,818,634				2,684,144			
EAST-CENTRAL AFRICA DIVISION												
1 BURUNDI UNION MISSION	3,002								3,002			43,762
2 East Burundi Field	94,893	6.10	10,020	0.64		2,372	270	24,821	132,376	8.51	15,554	
3 North Burundi Field	101,748	4.54	7,346	0.33		2,544	425	17,263	129,326	5.78	22,391	
4 West Burundi Field	488,426	6.45	34,831	0.46		34,190	1,865	75,845	635,157	8.39	75,688	
5 Reconciled Wrld Mission & Other GC Funds			(3,632)		3,632							
Totals	688,069	6.06	48,565	0.43	3,632	39,106	2,560	117,929	899,861	7.92	113,633	43,762
6 EAST CONGO UNION MISSION	69,851								69,851			15,197
7 East Katanga Mission	20,848	1.84	883	0.08		730		2,207	24,668	2.18	11,340	
8 Maniema Mission	39,023	6.26	602	0.10		1,366		1,506	42,497	6.82	6,234	
9 North Katanga Field	52,947	4.09	1,283	0.10		1,853		3,206	59,289	4.57	12,961	
10 South Katanga Field	222,625	6.53	12,617	0.37		15,584		31,542	282,368	8.28	34,118	
11 West Katanga Field	57,382	7.47	2,287	0.30		4,017		5,718	69,404	9.03	7,682	
12 Reconciled Wrld Mission & Other GC Funds			(1,361)		1,361							
Totals	462,676	6.40	16,311	0.23	1,361	23,550		44,179	548,077	7.58	72,335	15,197
13 EAST KENYA UNION CONFERENCE												484,420
14 Central Kenya Conference	6,907,837	61.97	307,305	2.76		483,549		768,263	8,466,954	75.95	111,479	
15 Central Rift Valley Conference	1,460,590	31.83	98,995	2.16		102,241		247,487	1,909,313	41.60	45,893	
16 Kenya Coast Field	897,062	42.79	57,801	2.76		62,794		144,504	1,162,161	55.44	20,963	
17 Nyamira Conference	1,397,208	11.28	34,399	0.28		97,805		85,998	1,615,410	13.04	123,910	
18 South Kenya Conference	1,688,484	10.05	64,783	0.39		118,194		161,956	2,033,417	12.10	168,061	
19 Reconciled Wrld Mission & Other GC Funds			(43,372)		43,372							
Totals	12,351,181	26.26	519,911	1.11	43,372	864,583		1,408,208	15,187,255	32.29	470,306	484,420
20 ETHIOPIAN UNION MISSION	16,488								16,488			19,974
21 Central Ethiopia Field	619,408	70.14	11,019	1.25		43,359		27,548	701,334	79.42	8,831	
22 Northwest Ethiopia Field	45,378	20.24	431	0.19		681		1,077	47,567	21.22	2,242	
23 South East Ethiopia Field	105,329	10.09	930	0.09		2,107		2,326	110,692	10.60	10,439	
24 South Ethiopia Field	383,901	6.49	5,449	0.09		26,873		13,623	429,846	7.26	59,198	
25 South West Ethiopia Field	79,001	4.83	1,327	0.08		1,580		3,317	85,225	5.21	16,350	
26 West Ethiopia Conference	519,654	7.67	3,904	0.06		36,376		9,760	569,694	8.40	67,782	
27 Tigray Attached Mission	26,832	68.80	166	0.43		268		414	27,680	70.97	390	
28 Reconciled Wrld Mission & Other GC Funds			(1,788)		1,788							
Totals	1,795,991	10.87	21,438	0.13	1,788	111,244		58,065	1,988,526	12.03	165,232	19,974
29 NORTH EAST CONGO UNION MISSION	17,314								17,314			66,031
30 Central Kivu Association	855,751	12.06	26,478	0.37		59,903		66,194	1,008,326	14.21	70,977	
31 Kibali Ituri Mission	148,324	17.54	8,440	1.00		5,191		20,779	182,734	21.61	8,456	
32 North Kivu Association	795,056	17.35	30,917	0.67		55,654		73,017	954,644	20.83	45,834	
33 South Kivu Field	229,481	9.36	8,584	0.35		11,474		21,460	270,999	11.06	24,509	
34 Upper Congo Field	77,089	4.96	4,200	0.27		1,542		10,500	93,331	6.00	15,556	
35 Reconciled Wrld Mission & Other GC Funds			(5,912)		5,912							
Totals	2,123,015	12.84	72,707	0.44	5,912	133,764		191,950	2,527,348	15.29	165,332	66,031
36 NORTHERN TANZANIA UNION CONF	19,224								19,224			545,305
37 Mara Conference	876,539	6.41	108,295	0.79		61,358		270,737	1,316,929	9.63	136,821	
38 North-East Tanzania Conference	1,440,151	23.15	177,258	2.85		100,811		443,145	2,161,365	34.75	62,202	
39 South Nyanza Conference	1,561,461	13.15	248,320	2.09		109,302		620,800	2,539,883	21.39	118,755	
40 West Tanzania Conference	585,828	10.24	100,203	1.75		41,008		250,508	977,547	17.09	57,203	
41 Reconciled Wrld Mission & Other GC Funds			(48,824)		48,824							
Totals	4,483,203	11.96	585,252	1.56	48,824	312,479		1,585,190	7,014,948	18.71	374,981	545,305
42 RWANDA UNION MISSION	22,744								22,744			162,482
43 Central Rwanda Field	528,382	5.10	14,679	0.14		36,987		36,697	616,745	5.96	103,561	
44 East Central Rwanda Conference	1,856,131	16.12	59,842	0.52		129,929		149,605	2,195,507	19.07	115,118	
45 East Rwanda Field	650,628	5.65	23,724	0.21		45,544	1,570	59,311	780,777	6.78	115,085	
46 North Rwanda Conference	1,110,103	12.75	28,113	0.32		77,707	809	70,283	1,287,015	14.78	87,094	
47 North-West Rwanda Field	797,185	10.35	27,380	0.36		55,803	818	68,450	949,636	12.33	77,012	
48 South Rwanda Field	506,326	5.77	14,375	0.16		35,443	623	35,936	592,703	6.75	87,812	
49 West Rwanda Field	722,090	9.01	20,820	0.26		50,546	519	52,049	846,024	10.55	80,155	
50 Reconciled Wrld Mission & Other GC Funds			(14,548)		14,548							
Totals	6,193,589	9.30	174,385	0.26	14,548	431,959	4,339	472,331	7,291,151	10.95	665,837	162,482
51 SOUTHERN TANZANIA UNION MISSION	8,498								8,498			452,896
52 East-Central Tanzania Conference	2,189,094	53.49	205,401	5.02		153,237		513,503	3,061,235	74.80	40,925	
53 South-East Tanzania Conference	1,386,975	46.90	166,333	5.62		97,088		415,832	2,066,228	69.87	29,571	
54 Southern Highlands Conference	871,562	19.25	154,509	3.40		61,009		385,147	1,471,777	32.51	45,273	
55 Reconciled Wrld Mission & Other GC Funds			(40,550)		40,550							
Totals	4,456,12											

GENERAL STATISTICS BY DIVISIONS FOR 2016

Conference or Mission	Tithe and Offerings										Per Capita	
	7	8	9	10	11	12a	12b	13	14a	14b	Basis	17
1	7	8	9	10	11	12a	12b	13	14a	14b	Basis	17
Conference or Mission	Tithe	Tithe Per Capita	World Mission Fund, including Sabbath School	World Mission Fund Per Capita	Other General Conference Funds	Intradivision Funds	Ingathering Funds	Local Church Funds	Total Tithe and Offerings	Total Tithe and Offerings Per Capita	Membership Basis for Per Capita Calculations June 30, 2015	Sabbath School Mission Offerings
	US\$	US\$	US\$	US\$	US\$	US\$	US\$	US\$	US\$	US\$	US\$	US\$
EAST-CENTRAL AFRICA DIVISION (CONT'D)												
56 UGANDA UNION MISSION	13,546	13,546	153,899
57 Central Uganda Conference	1,825,179	11.44	103,431	0.65	...	126,893	...	208,723	2,264,226	14.19	159,572	...
58 Eastern Uganda Field	149,841	6.28	18,720	0.78	...	5,994	...	38,878	213,433	8.95	23,853	...
59 Northern Uganda Field	65,595	3.85	7,074	0.42	...	984	...	16,309	89,962	5.28	17,043	...
60 Rwenzori Field	282,749	9.72	18,026	0.62	...	18,379	...	45,065	364,219	12.53	29,076	...
61 Southwestern Uganda Field	142,342	6.73	9,639	0.46	...	5,694	...	22,341	180,016	8.51	21,161	...
62 Western Uganda Field	203,526	11.63	17,855	1.02	...	11,194	...	40,933	273,508	15.63	17,499	...
63 Reconciled Wrld Mission & Other GC Funds	(11,465)	...	11,465
Totals	2,682,778	10.00	163,280	0.61	11,465	169,138	...	372,249	3,398,910	12.67	268,204	153,899
64 WEST CONGO UNION MISSION	89,662	89,662	18,558
65 Central Kasai Field	137,791	0.98	1,467	0.01	...	5,512	...	3,667	148,437	1.05	141,281	...
66 Congo Equatorial Field	15,292	7.81	863	0.44	...	153	...	2,157	18,465	9.43	1,959	...
67 East Kasai Field	42,632	2.41	1,453	0.08	...	426	...	3,631	48,142	2.72	17,675	...
68 Lower Congo Field	34,767	12.39	1,293	0.46	...	348	...	3,232	39,640	14.13	2,805	...
69 West Congo Field	372,222	19.97	14,632	0.78	...	26,056	...	36,581	449,491	24.11	18,640	...
70 West Kasai Field	126,213	1.07	1,872	0.02	...	4,417	...	4,679	137,181	1.16	118,337	...
71 Reconciled Wrld Mission & Other GC Funds	(1,662)	...	1,662
Totals	818,579	2.72	19,918	0.07	1,662	36,912	...	53,947	931,018	3.10	300,697	18,558
72 WEST KENYA UNION CONFERENCE	13,833	13,833	171,774
73 Central Nyanza Conference	975,435	17.51	28,851	0.52	...	68,280	...	72,128	1,144,694	20.55	55,709	...
74 Greater Rift Valley Conference	1,240,893	21.89	64,180	1.13	...	86,862	...	160,449	1,552,384	27.39	56,675	...
75 Kenya Lake Conference	1,776,690	20.04	32,636	0.37	...	124,368	...	81,590	2,015,284	22.73	88,652	...
76 North West Kenya Conference	851,325	23.67	49,963	1.39	...	59,593	...	124,908	1,085,789	30.19	35,970	...
77 Ranen Conference	1,810,587	12.80	24,057	0.17	...	126,741	...	60,143	2,021,528	14.29	141,421	...
78 Reconciled Wrld Mission & Other GC Funds	(15,380)	...	15,380
Totals	6,668,763	17.62	184,307	0.49	15,380	465,844	...	499,218	7,833,512	20.70	378,427	171,774
79 ATTACHED FIELDS												
80 Eritrea Mission Field	18,809	35.76	844	1.60	...	188	...	2,110	21,951	41.73	526	759
81 Reconciled Wrld Mission & Other GC Funds	(68)	...	68
Totals	18,809	35.76	776	1.48	68	188	...	2,110	21,951	41.73	526	759
82 SOUTH SUDAN ATTACHED TERRITORY	3,348	3,348	6,000
83 Greater Bahr el Ghazal Field	44,038	8.14	906	0.17	...	881	...	2,265	48,090	8.89	5,408	...
84 Greater Equatoria Field	262,567	22.48	5,395	0.46	...	18,380	...	12,114	298,456	25.55	11,682	...
85 Greater Upper Nile Field	25,087	3.16	585	0.07	...	376	...	1,439	27,487	3.46	7,951	...
86 Reconciled Wrld Mission & Other GC Funds	(487)	...	487
Totals	335,040	13.38	6,399	0.26	487	19,637	...	15,818	377,381	15.07	25,041	6,000
Attached Fields Totals	353,849	13.84	7,175	0.28	555	19,825	...	17,928	399,332	15.62	25,567	6,759
87 EAST-CENTRAL AFRICA DIVISION	173,398	...	104	173,502	104
88 Burundi Union Mission	688,069	6.06	48,565	0.43	3,632	39,106	2,560	117,929	899,861	7.92	113,633	43,762
89 East Congo Union Mission	462,676	6.40	16,311	0.23	1,361	23,550	...	44,179	548,077	7.58	72,335	15,197
90 East Kenya Union Conference	12,351,181	26.26	519,911	1.11	43,372	864,583	...	1,408,208	15,187,255	32.29	470,306	484,420
91 Ethiopian Union Mission	1,795,991	10.87	21,438	0.13	1,788	111,244	...	58,065	1,988,526	12.03	165,232	19,974
92 North East Congo Union Mission	2,123,015	12.84	72,707	0.44	5,912	133,764	...	191,950	2,527,348	15.29	165,332	66,031
93 Northern Tanzania Union Conference	4,483,203	11.96	585,252	1.56	48,824	312,479	...	1,585,190	7,014,948	18.71	374,981	545,305
94 Rwanda Union Mission	6,193,589	9.30	174,385	0.26	14,548	431,959	4,339	472,331	7,291,151	10.95	665,837	162,482
95 Southern Tanzania Union Mission	4,456,129	38.49	485,243	4.19	40,550	311,334	...	1,314,482	6,607,738	57.08	115,769	452,896
96 Uganda Union Mission	2,682,778	10.00	163,280	0.61	11,465	169,138	...	372,249	3,398,910	12.67	268,204	153,899
97 West Congo Union Mission	818,579	2.72	19,918	0.07	1,662	36,912	...	53,947	931,018	3.10	300,697	18,558
98 West Kenya Union Conference	6,668,763	17.62	184,307	0.49	15,380	465,844	...	499,218	7,833,512	20.70	378,427	171,774
99 Attached Fields	353,849	13.84	7,175	0.28	555	19,825	...	17,928	399,332	15.62	25,567	6,759
DIVISION TOTALS	43,251,220	13.88	2,298,596	0.74	189,049	2,919,738	6,899	6,135,676	54,801,178	17.59	3,116,320	2,141,161
EURO-ASIA DIVISION												
1 BELARUS UN OF CHURCHES CONF	478,841	128.20	18,079	4.84	...	18,079	...	54,237	569,236	152.41	3,735	18,079
2 Reconciled Wrld Mission & Other GC Funds	(1,392)	...	1,392	(1,392)
Totals	478,841	128.20	16,687	4.47	1,392	18,079	...	54,237	569,236	152.41	3,735	16,687
3 CAUCASUS UNION MISSION
4 Kubano-Chernomorskaya Conference	789,071	256.19	24,298	7.89	3	23,744	138	72,895	910,149	295.50	3,080	23,744
5 North Caucasus Mission	442,076	247.52	14,780	8.28	74	14,379	32	44,139	515,480	288.62	1,786	14,379
6 Rostov-Kalmykia Conference	648,516	241.53	20,292	7.56	...	18,953	85	59,744	747,590	278.43	2,685	18,953
7 Reconciled Wrld Mission & Other GC Funds	(4,395)	...	4,395	(4,395)
Totals	1,879,663	248.93	54,975	7.28	4,472	57,076	255	176,778	2,173,219	287.81	7,551	52,681
8 EAST RUSSIAN UNION MISSION
9 Central Siberian Mission	389,647	214.56	10,793	5.94	33	10,624	...	32,379	443,476	244.20	1,816	10,624
10 East Siberian Mission	444,132	219.65	10,549	5.22	1	7,423	...	31,647	493,752	244.19	2,022	7,423
11 West Siberian Mission	255,417	220.00	2,821	2.43	...	2,788	...	8,463	269,489	232.12	1,161	2,788
12 Reconciled Wrld Mission & Other GC Funds	(1,604)	...	1,604
Totals	1,089,196	217.88	22,559	4.51	1,638	20,835	...	72,489	1,206,717	241.39	4,999	20,835

STATISTICAL REPORT FOR 2016

Conference or Mission	Tithe and Offerings										Per Capita		
1	7	8	9	10	11	12a	12b	13	14a	14b	Basis		17
Conference or Mission	Tithe	Tithe Per Capita	World Mission Fund, Including Sabbath School	World Mission Fund Per Capita	Other General Conference Funds	Intradivision Funds	Ingathering Funds	Local Church Funds	Total Tithe and Offerings	Total Tithe and Offerings Per Capita	Membership Basis for Per Capita Calculations June 30, 2015	Sabbath School Mission Offerings	
	US\$	US\$	US\$	US\$	US\$	US\$	US\$	US\$	US\$	US\$	US\$	US\$	
EURO-ASIA DIVISION (CONT'D)													
13 FAR EASTERN UN OF CHURCHES MISS	699,145	303.71	27,661	12.02	...	18,331	908	82,983	829,028	360.13	2,302	18,331	
14 Reconciled Wrld Mission & Other GC Funds	(1,412)	...	1,412	
Totals	699,145	303.71	26,249	11.40	1,412	18,331	908	82,983	829,028	360.13	2,302	18,331	
15 MOLDOVA UN OF CHURCHES CONF	1,366,752	146.87	32,065	3.45	...	28,521	...	96,195	1,523,533	163.72	9,306	28,521	
16 Reconciled Wrld Mission & Other GC Funds	(2,196)	...	2,196	
Totals	1,366,752	146.87	29,869	3.21	2,196	28,521	...	96,195	1,523,533	163.72	9,306	28,521	
17 SOUTHERN UNION MISSION	5	
18 Kyrgyzstan Mission	96,770	133.66	6,238	8.62	...	5,993	...	18,715	127,716	176.40	724	5,993	
19 Northern Kazakhstan Mission	310,597	198.97	13,536	8.67	...	13,536	63	40,607	378,339	242.37	1,561	13,536	
20 Southern Kazakhstan Mission	243,458	218.94	8,909	8.01	...	8,909	...	26,727	288,003	259.00	1,112	8,909	
21 Tajikistan Field	19,233	102.85	1,104	5.90	...	1,104	...	3,312	24,753	132.37	187	1,104	
22 Turkmenistan Field	7,742	83.25	415	4.46	...	415	...	1,244	9,816	105.55	93	415	
23 Uzbekistan Field	72,392	99.03	1,521	2.08	...	1,521	...	4,562	79,996	109.43	731	1,521	
24 Reconciled Wrld Mission & Other GC Funds	(2,424)	...	2,424	(2,424)	
Totals	750,192	170.00	29,299	6.64	2,424	31,478	63	95,167	908,623	205.90	4,413	29,054	
25 TRANS-CAUCASUS UN OF CHURCH MIS.	185,693	107.03	5,733	3.30	...	5,733	...	17,198	214,357	123.55	1,735	5,733	
26 Reconciled Wrld Mission & Other GC Funds	(441)	...	441	(441)	
Totals	185,693	107.03	5,292	3.05	441	5,733	...	17,198	214,357	123.55	1,735	5,292	
27 UKRAINIAN UNION CONFERENCE	
28 Bukovinskaya Conference	958,996	136.36	25,430	3.62	...	25,430	...	76,289	1,086,145	154.44	7,033	25,430	
29 Central Ukrainian Conference	643,865	135.49	12,567	2.64	...	12,567	...	37,702	706,701	148.72	4,752	12,567	
30 Dnieper Conference	465,670	85.87	7,178	1.32	...	7,178	...	21,534	501,560	92.49	5,423	7,178	
31 Eastern Dnieper Conference	611,696	84.98	8,951	1.24	...	8,951	...	26,853	656,451	91.20	7,198	8,951	
32 Eastern Ukrainian Mission	270,796	77.04	10,848	3.09	...	10,848	...	32,543	325,035	92.47	3,515	10,848	
33 Kyiv Conference	625,724	157.53	15,508	3.90	...	15,508	...	46,525	703,262	177.05	3,972	15,508	
34 Podolsk Conference	792,239	131.73	21,508	3.58	...	21,507	...	64,523	899,777	149.61	6,014	21,507	
35 Southern Ukrainian Conference	535,987	116.85	16,981	3.70	...	16,981	...	50,943	620,892	135.36	4,587	16,981	
36 Western Ukrainian Conference	853,313	130.82	17,968	2.75	19	17,968	12	53,905	943,185	144.59	6,523	17,968	
37 Reconciled Wrld Mission & Other GC Funds	(10,544)	...	10,544	(10,544)	
Totals	5,758,286	117.48	126,395	2.58	10,563	136,935	12	410,817	6,443,008	131.44	49,017	126,391	
38 WEST RUSSIAN UNION CONFERENCE	
39 Central Conference	829,730	230.48	11,344	3.15	...	11,338	106	34,033	886,551	246.26	3,600	11,338	
40 Moscow Conference	1,519,513	460.32	26,546	8.04	524	23,186	1,115	79,638	1,650,522	500.01	3,301	23,186	
41 Northwestern Conference	881,497	276.68	17,739	5.57	12	16,019	77	53,218	968,562	304.01	3,186	16,019	
42 Southern Conference	1,700,441	237.99	32,579	4.56	72	31,856	180	97,737	1,862,865	260.72	7,145	31,856	
43 Ural Conference	927,745	217.53	11,544	2.71	59	9,635	393	34,633	984,009	230.72	4,265	9,635	
44 Volga Conference	669,547	213.37	8,669	2.76	...	8,454	264	26,007	712,941	227.20	3,138	8,454	
45 Volgo-Vyatskaya Conference	926,149	207.70	15,895	3.56	29	15,002	282	47,684	1,005,041	225.40	4,459	15,002	
46 Reconciled Wrld Mission & Other GC Funds	(8,893)	...	8,893	(8,893)	
Totals	7,454,622	256.23	115,423	3.97	9,589	115,490	2,417	372,950	8,070,491	277.39	29,094	106,597	
47 ATTACHED FIELD	
48 Crimea Mission	414,447	225.61	10,867	5.92	51	10,802	190	32,601	468,958	255.28	1,837	10,802	
49 Reconciled Wrld Mission & Other GC Funds	(832)	...	832	(832)	
Totals	414,447	225.61	10,035	5.46	883	10,802	190	32,601	468,958	255.28	1,837	9,970	
50 EURO-ASIA DIVISION	200	...	22,435	22,635	
51 Belarus Union of Churches Conference	478,841	128.20	16,687	4.47	1,392	18,079	...	54,237	569,236	152.41	3,735	16,687	
52 Caucasus Union Mission	1,879,663	248.93	54,975	7.28	4,472	57,076	255	176,778	2,173,219	287.81	7,551	52,681	
53 East Russian Union Mission	1,089,196	217.88	22,559	4.51	1,638	20,835	...	72,489	1,206,717	241.39	4,999	20,835	
54 Far Eastern Union of Churches Mission	699,145	303.71	26,249	11.40	1,412	18,331	908	82,983	829,028	360.13	2,302	18,331	
55 Moldova Union of Churches Conference	1,366,752	146.87	29,869	3.21	2,196	28,521	...	96,195	1,523,533	163.72	9,306	28,521	
56 Southern Union Mission	750,192	170.00	29,299	6.64	2,424	31,478	63	95,167	908,623	205.90	4,413	29,054	
57 Trans-Caucasus Union of Churches Mission	185,693	107.03	5,292	3.05	441	5,733	...	17,198	214,357	123.55	1,735	5,292	
58 Ukrainian Union Conference	5,758,286	117.48	126,395	2.58	10,563	136,935	12	410,817	6,443,008	131.44	49,017	126,391	
59 West Russian Union Conference	7,454,622	256.23	115,423	3.97	9,589	115,490	2,417	372,950	8,070,491	277.39	29,094	106,597	
60 Attached Field	414,447	225.61	10,035	5.46	883	10,802	190	32,601	468,958	255.28	1,837	9,970	
DIVISION TOTALS	20,076,837	176.13	436,983	3.83	57,445	443,280	3,845	1,411,415	22,429,805	196.77	113,989	414,359	

INTER-AMERICAN DIVISION

1 ATLANTIC CARIBBEAN UNION MISSION	24,265	1,699	25,964
2 Cayman Islands Conference	3,922,158	717.42	189,467	34.66	17,052	274,551	21,853	568,401	4,993,482	913.39	5,467	178,099
3 North Bahamas Conference	1,184,912	340.69	56,098	16.13	5,049	82,944	4,974	168,295	1,602,272	431.94	3,478	52,732
4 South Bahamas Conference	6,497,217	320.64	296,477	14.63	26,683	454,805	...	889,431	8,164,613	402.93	20,263	278,688
5 Turks and Caicos Islands Mission	869,648	295.30	28,359	9.63	2,552	60,875	5,230	85,077	1,051,741	357.13	2,945	26,657
Totals	12,498,200	388.71	570,401	17.74	51,336	874,874	32,057	1,711,204	15,738,072	489.47	32,153	536,176
6 BELIZE UNION OF CHURCHES MISSION	1,522,858	36.59	65,254	1.57	5,873	106,600	15,546	195,762	1,911,893	45.94	41,621	61,339

GENERAL STATISTICS BY DIVISIONS FOR 2016

Conference or Mission	Tithe and Offerings										Per Capita Basis	
	7	8	9	10	11	12a	12b	13	14a	14b	Membership Basis for Per Capita Calculations June 30, 2015	17
1	Tithe	Tithe Per Capita	World Mission Fund, Including Sabbath School	World Mission Fund Per Capita	Other General Conference Funds	Intradivision Funds	Ingathering Funds	Local Church Funds	Total Tithe and Offerings	Total Tithe and Offerings Per Capita		Sabbath School Mission Offerings
	US\$	US\$	US\$	US\$	US\$	US\$	US\$	US\$	US\$	US\$	US\$	US\$
INTER-AMERICAN DIVISION (CONT'D)												
7 CARIBBEAN UNION CONFERENCE	181,640	15,439	197,079
8 East Caribbean Conference	6,870,295	262.87	299,975	11.48	26,998	583,975	91,540	899,924	8,772,707	335.66	26,136	281,977
9 Grenada Conference	1,438,101	103.44	86,397	6.21	7,776	122,239	47,793	259,192	1,961,498	141.08	13,903	81,213
10 Guyana Conference	2,267,765	36.18	81,458	1.30	7,331	192,760	123,307	244,373	2,916,994	46.53	62,687	76,571
11 North Caribbean Conference	8,102,034	534.79	367,092	24.23	33,038	688,673	195,987	1,101,280	10,488,104	692.28	15,150	345,067
12 South Caribbean Conference	9,794,122	170.97	348,592	6.09	31,373	832,500	...	1,045,775	12,052,362	210.39	57,285	327,676
13 South Leeward Mission	3,501,466	270.09	212,140	16.36	19,093	245,103	131,538	636,420	4,745,760	366.07	12,964	199,412
14 St Lucia Mission	1,502,030	84.46	60,032	3.38	5,403	105,142	...	180,096	1,852,703	104.18	17,784	56,430
15 St Vincent and the Grenadines Mission	1,363,987	89.04	75,820	4.95	6,824	95,479	...	227,459	1,769,569	115.52	15,318	71,271
16 Suriname Mission	182,145	39.05	8,370	1.79	753	12,750	...	25,110	229,128	49.13	4,664	7,868
17 Tobago Mission	2,018,122	248.78	88,883	10.96	7,999	141,269	75,223	266,649	2,598,145	320.28	8,112	83,550
Totals	37,221,707	159.07	1,628,759	6.96	146,588	3,035,329	665,388	4,886,278	47,584,049	203.35	234,003	1,531,035
18 CENTRAL MEXICAN UNION MISSION	29,519	2,066	31,585
19 Azteca Mexican Conference	1,114,791	60.94	57,277	3.13	5,155	78,035	15,033	171,830	1,442,121	78.84	18,292	53,840
20 Bajio Mexican Conference	1,053,635	114.56	54,911	5.97	4,942	73,754	...	164,734	1,351,976	147.00	9,197	51,616
21 Metropolitan Mexican Conference	1,535,268	46.38	88,754	2.68	7,988	107,469	...	266,262	2,005,741	60.59	33,103	83,429
22 Mexiquense Mexican Mission	258,410	47.29	15,276	2.80	1,375	8,625	...	45,828	329,514	60.31	5,464	14,359
23 Valley Mexican Mission	747,581	61.02	37,560	3.07	3,380	52,331	...	112,680	953,532	77.83	12,251	35,306
Totals	4,739,204	60.52	253,778	3.24	22,840	322,280	15,033	761,334	6,114,469	78.08	78,307	238,550
24 CHIAPAS MEXICAN UNION CONF	48,446	3,391	189,275	...	241,112
25 Central Chiapas Conference	2,796,972	132.03	183,826	8.68	16,544	195,788	...	551,477	3,744,607	176.76	21,185	172,796
26 Grijalva Mission	684,565	33.23	58,904	2.86	5,301	47,920	...	176,713	973,403	47.25	20,600	55,370
27 North Chiapas Conference	3,041,087	61.43	219,522	4.43	19,757	212,876	...	658,566	4,151,808	83.87	49,501	206,351
28 Soconusco Conference	1,428,282	66.62	100,717	4.70	9,065	99,980	...	302,152	1,940,196	90.49	21,440	94,674
29 South Chiapas Mission	1,363,967	50.85	98,157	3.66	8,834	95,478	...	294,471	1,860,997	69.38	26,822	92,268
30 Upper Chiapas Conference	1,657,404	42.89	117,860	3.05	10,607	116,018	...	353,579	2,255,468	58.37	38,644	110,788
31 West Chiapas Conference	1,871,308	76.85	174,121	7.15	15,671	130,992	...	522,363	2,714,455	111.48	24,350	163,674
Totals	12,892,031	63.65	953,107	4.71	85,779	902,443	189,275	2,859,321	17,881,956	88.29	202,542	895,921
32 CUBAN UNION CONFERENCE
33 Central Conference
34 Del Amanecer Conference
35 East Conference
36 West Conference
Totals
37 DOMINICAN UNION CONFERENCE
38 Central Dominican Conference	4,045,087	74.62	329,510	6.08	29,656	283,156	12,211	988,530	5,688,150	104.94	54,206	309,739
39 East Dominican Conference	2,201,462	28.76	205,303	2.68	18,477	154,102	8,759	615,909	3,204,012	41.86	76,544	192,985
40 North Dominican Conference	2,007,762	72.93	161,726	5.87	14,555	140,543	12,121	485,179	2,821,886	102.50	27,530	152,022
41 Northeast Dominican Mission	1,162,787	37.00	78,205	2.49	7,038	81,395	6,859	234,615	1,570,999	49.99	31,423	73,513
42 South Dominican Mission	734,801	17.63	53,234	1.28	4,791	51,541	6,828	159,703	1,010,898	24.25	41,687	50,040
43 Southeast Dominican Conference	2,980,793	40.57	285,455	3.89	25,691	208,656	13,224	856,365	4,370,184	59.48	73,472	268,328
Totals	13,132,692	43.08	1,113,433	3.65	100,208	919,393	60,002	3,340,301	18,666,029	61.23	304,862	1,046,627
44 DUTCH CARIBBEAN UNION MISSION	19,963	1,221	21,184
45 Aruba Mission	395,700	453.78	23,334	26.76	2,100	27,699	19,441	70,002	538,276	617.29	872	21,934
46 Curacao and Bonaire Conference	2,142,290	274.69	109,989	14.10	9,899	191,649	...	329,967	2,783,794	356.94	7,799	103,390
Totals	2,557,953	295.00	133,323	15.38	11,999	220,569	19,441	399,969	3,343,254	385.57	8,671	125,324
47 EAST VENEZUELA UNION MISSION	79,772	5,584	85,356
48 Central East Venezuela Conference	89,240	6.46	4,815	0.35	433	6,247	30	14,446	115,211	8.34	13,821	4,526
49 Central Llanos Venezuela Mission	14,951	1.33	1,130	0.10	102	1,047	...	3,390	20,620	1.84	11,220	1,062
50 Central Venezuela Conference	103,976	5.57	8,038	0.43	723	7,278	29	24,114	144,158	7.72	18,665	7,556
51 East Venezuela Conference	87,027	3.34	6,634	0.25	597	6,092	...	19,901	120,251	4.61	26,063	6,236
52 Northeast Venezuela Mission	58,113	4.49	4,571	0.35	411	2,539	17	13,713	79,364	6.13	12,953	4,297
53 South Bolivar Venezuela Mission	176,162	8.02	19,193	0.87	1,727	12,331	...	57,579	266,992	12.15	21,978	18,041
54 South Central Venezuela Conference	110,379	6.70	8,583	0.52	772	7,727	25	25,748	153,234	9.30	16,484	8,068
55 Southeast Venezuela Conference	122,862	4.33	9,350	0.33	842	8,600	33	28,050	169,737	5.99	28,353	8,789
Totals	842,482	5.63	62,314	0.42	5,607	57,445	134	186,941	1,154,923	7.72	149,537	58,575
56 EL SALVADOR UNION MISSION	91,305	6,391	97,696
57 Central El Salvador Conference	764,568	25.91	40,828	1.38	3,674	53,520	28,600	122,482	1,013,672	34.35	29,506	38,377
58 East El Salvador Conference	1,042,072	19.57	77,147	1.45	6,943	72,945	42,350	231,442	1,472,899	27.66	53,249	72,518
59 Metropolitan El Salvador Conference	991,472	28.64	49,820	1.44	4,484	69,403	46,000	149,460	1,310,639	37.86	34,617	46,831
60 Paracentral El Salvador Conference	711,144	18.97	43,457	1.16	3,911	49,780	30,800	130,372	969,464	25.86	37,486	40,850
61 West El Salvador Conference	889,586	22.20	65,341	1.63	5,881	62,271	40,535	196,023	1,259,637	31.43	40,072	61,421
Totals	4,490,147	23.03	276,593	1.42	24,893	314,310	188,285	829,779	6,124,007	31.42	194,930	259,997
62 FRENCH ANTILLES-GUIANA UN CONF	25,060	1,754	26,814
63 French Guiana Mission	1,124,481	421.79	52,526	19.70	4,727	78,714	...	157,575	1,418,023	531.89	2,666	49,374
64 Guadeloupe Conference	5,400,658	425.22	266,496	20.98	23,985	378,046	...	799,489	6,868,674	540.80	12,701	250,506
65 Martinique Conference	7,037,089	442.83	354,802	22.33	31,932	492,596	...	1,064,407	8,980,826	565.15	15,891	333,514
Totals	13,587,288	434.68	673,824	21.56	60,644	951,110	...	2,021,471	17,294,337	553.28	31,258	633,394

STATISTICAL REPORT FOR 2016

Conference or Mission	Tithe and Offerings										Per Capita Basis	
1	7	8	9	10	11	12a	12b	13	14a	14b	Membership Basis	17
Conference or Mission	Tithe	Tithe Per Capita	World Mission Fund, Including Sabbath School	World Mission Fund Per Capita	Other General Conference Funds	Intradivision Funds	Ingathering Funds	Local Church Funds	Total Tithe and Offerings	Total Tithe and Offerings Per Capita	for Per Capita Calculations June 30, 2015	Sabbath School Mission Offerings
	US\$	US\$	US\$	US\$	US\$	US\$	US\$	US\$	US\$	US\$	US\$	US\$
INTER-AMERICAN DIVISION (CONT'D)												
66 GUATEMALA UNION MISSION	77,430	...	1,637	...	147	5,807	...	4,909	89,930	1,538
67 Altiplano Guatemala Mission	878,635	33.53	47,230	1.80	4,251	58,538	24,054	141,691	1,154,399	44.06	26,202	44,396
68 Central Guatemala Conference	944,035	126.39	54,392	7.28	4,895	66,082	30,033	163,176	1,262,613	169.05	7,469	51,128
69 East Guatemala Mission	955,849	22.68	59,648	1.42	5,368	66,909	25,921	178,945	1,292,640	30.66	42,154	56,069
70 Lago Guatemala Mission	612,149	40.37	41,082	2.71	3,697	21,087	23,561	123,246	824,822	54.39	15,164	38,617
71 Metropolitan Guatemala Conference	1,241,841	105.07	68,229	5.77	6,141	86,929	25,994	204,688	1,633,822	138.24	11,819	64,135
72 North Guatemala Mission	991,745	25.13	63,966	1.62	5,757	69,422	24,689	191,897	1,347,476	34.15	39,460	60,128
73 South Guatemala Mission	1,229,555	22.34	86,354	1.57	7,772	86,069	31,852	259,062	1,700,664	30.90	55,043	81,173
74 West Guatemala Conference	1,306,235	28.90	84,888	1.88	7,640	91,437	23,345	254,664	1,768,209	39.13	45,192	79,795
Totals	8,237,474	33.97	507,426	2.09	45,668	552,280	209,449	1,522,278	11,074,575	45.67	242,503	476,979
75 HAITIAN UNION MISSION	41,715	2,920	44,635
76 Central Haiti Conference	1,796,271	14.00	161,604	1.26	14,544	125,739	1,552	484,812	2,584,522	20.14	128,331	151,908
77 North Haiti Mission	737,712	6.18	53,166	0.45	4,785	51,640	334	159,498	1,007,135	8.44	119,354	49,976
78 Northwest Haiti Mission	651,294	6.53	76,041	0.76	6,844	45,591	872	228,123	1,008,765	10.12	99,708	71,479
79 South Haiti Mission	514,266	6.09	40,575	0.48	3,652	35,999	255	121,725	716,472	8.48	84,471	38,141
Totals	3,741,258	8.66	331,386	0.77	29,825	261,889	3,013	994,158	5,361,529	12.41	431,864	311,504
80 HONDURAS UNION MISSION	52,115	3,648	55,763
81 Atlantic Honduras Conference	600,958	16.32	38,835	1.05	3,495	42,067	14,910	116,505	816,770	22.18	36,831	36,505
82 Bay Islands Conference	673,189	94.11	28,414	3.97	2,557	47,123	3,916	85,240	840,439	117.49	7,153	26,708
83 Central Honduras Conference	866,722	17.39	49,000	0.98	4,410	60,671	12,074	146,999	1,139,876	22.87	49,835	46,060
84 Comayagua Mission	662,680	9.28	30,636	0.43	2,757	43,608	25,979	91,909	857,569	12.01	71,419	28,798
85 Northwest Honduras Conference	1,124,114	67.69	60,692	3.65	5,462	78,688	27,837	182,077	1,478,870	89.06	16,606	57,050
Totals	3,979,778	21.89	207,577	1.14	18,681	275,805	84,716	622,730	5,189,287	28.54	181,844	195,121
86 INTER-OCEANIC MEXICAN UN CONF	58,211	4,075	62,286
87 Alpine Mission	1,125,481	76.86	76,661	5.24	6,899	78,784	...	229,983	1,517,808	103.65	14,643	72,061
88 Central Veracruz Mission	989,534	101.23	57,909	5.92	5,212	69,267	...	173,728	1,295,560	132.55	9,775	54,434
89 Chontalpa Mission	1,017,806	58.02	79,673	4.54	7,171	71,246	...	239,018	1,414,914	80.65	17,543	74,893
90 Isthmus Conference	1,178,807	59.21	83,107	4.17	7,480	82,516	...	249,320	1,601,230	80.42	19,910	78,121
91 Los Tuxtlas Mission	804,560	48.28	58,820	3.53	5,294	56,319	...	176,460	1,101,453	66.10	16,663	55,291
92 North Veracruz Conference	1,487,933	72.17	96,915	4.70	8,722	104,155	...	290,744	1,988,469	96.44	20,618	91,100
93 Oaxaca Conference	966,047	43.51	66,109	2.98	5,950	67,623	...	198,326	1,304,055	58.74	22,201	62,142
94 Olmecca Conference	2,061,556	93.09	154,899	6.99	13,941	144,309	...	464,698	2,839,403	128.21	22,147	145,605
95 South Pacific Conference	1,539,254	99.13	102,078	6.57	9,187	107,748	...	306,233	2,064,500	132.96	15,527	95,953
96 South Veracruz Conference	1,641,848	111.11	119,857	8.11	10,787	114,929	...	359,572	2,246,993	152.06	14,777	112,666
97 Southeast Veracruz Mexican Conference	2,076,665	86.22	131,854	5.47	11,867	145,367	...	395,562	2,761,315	114.64	24,086	123,943
Totals	14,947,702	75.54	1,027,882	5.19	92,510	1,046,338	...	3,083,644	20,198,076	102.07	197,890	966,209
98 JAMAICA UNION CONFERENCE	52,843	3,699	56,542
99 Central Jamaica Conference	4,710,995	50.98	139,011	1.50	12,511	329,770	924,941	417,033	6,534,261	70.71	92,413	130,670
100 East Jamaica Conference	3,836,431	57.15	114,122	1.70	10,271	268,550	649,908	342,367	5,221,649	77.79	67,125	107,275
101 North East Jamaica Conference	1,073,608	37.96	43,402	1.53	3,906	75,153	22,301	130,207	1,348,577	47.68	28,282	40,798
102 North Jamaica Conference	1,075,653	56.02	47,251	2.46	4,253	75,296	(804,452)	141,752	539,753	28.11	19,200	44,416
103 West Jamaica Conference	4,054,201	49.13	157,137	1.90	14,142	283,794	(504,965)	471,411	4,475,720	54.24	82,523	147,709
Totals	14,803,731	51.13	500,923	1.73	45,083	1,036,262	287,733	1,502,770	18,176,502	62.78	289,543	470,868
104 NORTH COLOMBIAN UNION CONF	49,840	3,489	53,329
105 Atlantic Colombian Conference	1,557,155	106.31	76,046	5.19	6,844	109,001	...	228,138	1,977,184	134.99	14,647	71,483
106 Caribbean Colombian Conference	1,293,985	38.62	63,878	1.91	5,749	90,579	...	191,633	1,645,824	49.12	33,505	60,045
107 Colombian Islands Mission	254,903	287.70	11,324	12.78	1,019	17,843	...	33,973	319,062	360.12	886	10,645
108 East Central Colombian Conference	1,230,488	118.12	72,897	7.00	6,561	46,549	...	218,692	1,575,187	151.21	10,417	68,523
109 East Colombian Conference	2,414,834	160.43	155,251	10.31	13,973	169,038	...	465,753	3,218,849	213.85	15,052	145,936
110 Northeast Colombian Conference	1,670,973	106.27	118,989	7.57	10,709	116,968	...	356,968	2,274,607	144.66	15,724	111,850
111 West Central Colombian Conference	2,722,185	144.24	134,217	7.11	12,080	161,170	...	402,650	3,432,302	181.86	18,873	126,164
Totals	11,194,363	102.60	632,602	5.80	56,935	714,637	...	1,897,807	14,496,344	132.87	109,104	594,646
112 NORTH MEXICAN UNION CONFERENCE	275,342	...	(6,717)	...	(604)	11,260	...	(20,150)	259,131	(6,314)
113 Baja California Conference	2,471,841	116.85	175,843	8.31	15,826	166,713	14,488	527,528	3,372,239	159.41	21,154	165,293
114 Chihuahua Mexican Conference	1,098,393	69.79	72,500	4.61	6,525	76,888	31,560	217,500	1,503,366	95.52	15,738	68,150
115 Gulf Mexican Conference	1,129,820	68.88	73,955	4.51	6,656	79,087	...	221,866	1,511,384	92.14	16,403	69,518
116 North Tamaulipas Mexican Conference	1,072,229	94.11	66,534	5.84	5,988	75,056	...	199,602	1,419,409	124.59	11,393	62,542
117 Northeast Mexican Conference	4,040,412	145.76	224,007	8.08	20,161	282,829	...	672,022	5,239,431	189.02	27,719	210,567
118 Northwest Mexican Mission	588,844	49.63	35,643	3.00	3,208	22,347	...	106,928	756,970	63.80	11,864	33,504
119 Sinaloa Mexican Conference	1,216,992	80.32	70,079	4.63	6,307	85,189	...	210,237	1,588,804	104.86	15,151	65,874
120 Sonora Mexican Conference	1,339,576	95.88	69,038	4.94	6,213	93,770	...	207,113	1,715,710	122.80	13,972	64,896
121 West Mexican Conference	911,807	71.50	57,029	4.47	5,133	63,827	...	171,087	1,208,883	94.80	12,752	53,607
Totals	14,145,256	96.79	837,911	5.73	75,413	956,966	46,048	2,513,733	18,575,327	127.10	146,146	787,637
122 PANAMA UNION MISSION	20,656	1,446	22,102
123 Atlantic Panama Mission	563,643	64.51	50,219	5.75	4,520	39,455	11,549	150,655	820,041	93.86	8,737	47,205
124 Central Panama Conference	1,076,209	96.29	87,839	7.86	7,905	75,335	26,972	263,516	1,537,776	137.58	11,177	82,569
125 Metropolitan Panama Conference	2,040,740	109.54	149,528	8.03	13,458	142,852	23,602	448,585	2,818,765	151.30	18,630	140,556
126 Southeast Panama Mission	591,867	47.80	52,919	4.27	4,763	41,431	12,980	158,758	862,718	69.67	12,383	49,744
127 West Panama Conference	2,868,245	189.54	239,237	15.81	21,531	184,465	54,245	717,710	4,085,433	269.97	15,133	224,883
Totals	7,161,360	108.41	579,742	8.78	52,177	484,984	129,348	1,739,224	10,146,835	153.60	66,060	544,957

GENERAL STATISTICS BY DIVISIONS FOR 2016

Conference or Mission	Tithe and Offerings										Per Capita Basis	
	7	8	9	10	11	12a	12b	13	14a	14b	Membership Basis for Per Capita Calculations June 30, 2015	17
1	Tithe	Tithe Per Capita	World Mission Fund, Including Sabbath School	World Mission Fund Per Capita	Other General Conference Funds	Intradivision Funds	Ingathering Funds	Local Church Funds	Total Tithe and Offerings	Total Tithe and Offerings Per Capita		Sabbath School Mission Offerings
	US\$	US\$	US\$	US\$	US\$	US\$	US\$	US\$	US\$	US\$	US\$	US\$
INTER-AMERICAN DIVISION (CONT'D)												
128 PUERTO RICAN UNION CONFERENCE ..	104,249	...	601	...	54	7,297	15,506	1,802	129,509	565
129 East Puerto Rico Conference	8,454,131	568.88	292,355	19.67	26,312	591,789	...	877,067	10,241,654	689.16	14,861	274,815
130 North Puerto Rico Conference	2,035,979	385.82	71,862	13.62	6,468	142,519	...	215,585	2,472,413	468.53	5,277	67,550
131 South Puerto Rico Conference	1,098,585	459.08	30,849	12.89	2,776	76,901	...	92,548	1,301,659	543.94	2,393	28,998
132 West Puerto Rico Conference	6,619,605	579.35	139,298	12.19	12,537	463,372	36,481	417,893	7,689,186	672.96	11,426	130,940
Totals	18,312,549	539.29	534,965	15.75	48,147	1,281,878	51,987	1,604,895	21,834,421	643.00	33,957	502,868
133 SOUTH CENTRAL AMERICAN UN MISS ..	89,937	6,296	96,233
134 Caribbean Costa Rica Mission	1,103,699	62.39	81,500	4.61	7,335	77,259	2,292	244,500	1,516,585	85.73	17,690	76,610
135 Central Nicaragua Mission	667,099	15.09	43,207	0.98	3,889	46,697	3,320	129,622	893,834	20.22	44,211	40,615
136 North Costa Rica Mission	1,627,923	58.98	99,394	3.60	8,945	113,955	17,421	298,181	2,165,819	78.47	27,602	93,430
137 Northwestern Nicaragua Mission	670,950	10.22	42,104	0.64	3,789	46,967	9,666	126,312	899,788	13.70	65,661	39,578
138 South Atlantic Nicaragua Mission	293,788	11.05	20,095	0.76	1,809	20,565	2,014	60,285	398,556	14.99	26,582	18,889
139 South-Central Costa Rica Conference	1,850,293	65.45	108,310	3.83	9,748	129,521	6,685	324,931	2,429,488	85.93	28,272	101,811
Totals	6,303,689	30.01	394,610	1.88	35,515	441,260	41,398	1,183,831	8,400,303	40.00	210,018	370,933
140 SOUTH COLOMBIAN UNION CONF	27,980	1,959	29,939
141 Central Colombian Conference	914,246	53.58	46,551	2.73	4,190	63,997	...	139,653	1,168,637	68.49	17,064	43,758
142 East Los Llanos Conference	1,254,300	56.00	76,237	3.40	6,861	87,801	...	228,712	1,653,911	73.85	22,397	71,663
143 Pacific Colombian Conference	1,259,415	52.09	62,428	2.58	5,619	88,159	...	187,284	1,602,905	66.30	24,178	58,682
144 South Bogota Conference	823,287	52.81	42,608	2.73	3,835	57,630	...	127,823	1,055,183	67.68	15,590	40,052
145 South Colombian Conference	1,751,732	44.09	103,497	2.60	9,315	95,466	...	310,493	2,270,503	57.14	39,735	97,287
146 South Pacific Mission	485,637	37.20	24,954	1.91	2,246	33,995	...	74,860	621,692	47.62	13,055	23,456
147 Upper Magdalena Conference	2,134,971	101.63	99,490	4.74	8,954	126,385	...	298,470	2,668,270	127.01	21,008	93,521
Totals	8,651,568	56.54	455,765	2.98	41,020	555,392	...	1,367,295	11,071,040	72.35	153,027	428,419
148 SOUTHEAST MEXICAN UNION MISSION ..	376,846	2,320	58	...	379,224
149 Campeche Mission	1,066,594	99.13	73,257	6.81	6,593	74,662	23,546	219,772	1,464,424	136.10	10,760	68,862
150 Central Tabasco Conference	2,211,844	114.89	140,953	7.32	12,686	154,829	39,174	422,860	2,982,346	154.91	19,252	132,496
151 East Tabasco Mission	687,269	94.39	49,855	6.85	4,487	48,109	...	149,559	939,279	129.00	7,281	46,862
152 Mayab Mission	1,290,458	75.07	85,616	4.98	7,705	90,332	...	256,848	1,730,959	100.69	17,191	80,479
153 North Quintana Roo Conference	1,445,515	157.93	113,092	12.36	10,178	101,186	...	339,276	2,009,247	219.52	9,153	106,306
154 South Quintana Roo Mission	931,095	94.58	75,243	7.64	6,772	65,177	...	225,730	1,304,017	132.45	9,845	70,728
155 South Tabasco Conference	1,273,245	94.58	87,755	6.52	7,898	89,127	11,829	263,266	1,733,120	128.74	13,462	82,490
Totals	9,282,866	106.77	625,771	7.20	56,319	625,742	74,607	1,877,311	12,542,616	144.26	86,944	588,223
156 WEST VENEZUELA UNION MISSION	9,235	646	9,881
157 Central Andean Venezuela Mission	37,116	3.74	2,818	0.28	254	2,598	...	8,454	51,240	5.16	9,927	2,649
158 North Central Venezuela Conference	56,546	3.53	4,505	0.28	405	3,958	...	13,514	78,928	4.93	16,025	4,235
159 Northwestern Venezuela Mission	38,783	5.27	2,629	0.36	237	1,564	...	7,887	51,100	6.95	7,357	2,471
160 Southwest Venezuela Conference	101,324	5.12	7,307	0.37	658	6,943	...	21,926	138,158	6.98	19,794	6,870
161 West Central Venezuela Conference	107,585	4.81	7,241	0.32	652	7,531	...	21,722	144,731	6.47	22,358	6,807
162 West Los Llanos Venezuela Conference	104,996	4.35	6,208	0.26	559	7,350	...	18,624	137,737	5.70	24,149	5,836
163 West Venezuela Conference	116,141	3.23	7,387	0.21	665	6,407	...	22,162	152,762	4.25	35,919	6,944
164 Yaracuy Venezuela Mission	48,828	3.91	3,140	0.25	283	765	...	9,419	62,435	5.00	12,489	2,952
Totals	620,554	4.19	41,235	0.28	3,713	37,762	...	123,708	826,972	5.59	148,018	38,764
165 INTER-AMERICAN DIVISION	1,309,713	...	4,486	...	404	1,296,616	...	13,458	2,624,677	...	144	4,217
166 Atlantic Caribbean Union Mission	12,498,200	388.71	570,401	17.74	51,336	874,874	32,057	1,711,204	15,738,072	489.47	32,153	536,176
167 Belize Union of Churches Mission	1,522,858	36.59	65,254	1.57	5,873	106,600	15,546	195,762	1,911,893	45.94	41,621	61,339
168 Caribbean Union Conference	37,221,707	159.07	1,628,759	6.96	146,588	3,035,329	665,388	4,886,278	47,584,049	203.35	234,003	1,531,035
169 Central Mexican Union Mission	4,739,204	60.52	253,778	3.24	22,840	322,280	15,033	761,334	6,114,469	78.08	78,307	238,550
170 Chiapas Mexican Union Conference	12,892,031	63.65	953,107	4.71	85,779	902,443	189,275	2,859,321	17,881,956	88.29	202,542	895,921
171 Cuban Union Conference
172 Dominican Union Conference	13,132,692	43.08	1,113,433	3.65	100,208	919,393	60,002	3,340,301	18,666,029	61.23	304,862	1,046,627
173 Dutch Caribbean Union Mission	2,557,953	295.00	133,323	15.38	11,999	220,569	19,441	399,969	3,343,254	385.57	8,671	125,324
174 East Venezuela Union Mission	842,482	5.63	62,314	0.42	5,607	57,445	134	186,941	1,154,923	7.72	149,537	58,575
175 El Salvador Union Mission	4,490,147	23.03	276,593	1.42	24,893	314,310	188,285	829,779	6,124,007	31.42	194,930	259,997
176 French Antilles-Guiana Union Conference ..	13,587,288	434.68	673,824	21.56	60,644	951,110	...	2,021,471	17,294,337	553.28	31,258	633,394
177 Guatemala Union Mission	8,237,474	33.97	507,426	2.09	45,668	552,280	209,449	1,522,278	11,074,575	45.67	242,503	476,979
178 Haitian Union Mission	3,741,258	8.66	331,386	0.77	29,825	261,889	3,013	994,158	5,361,529	12.41	431,864	311,504
179 Honduras Union Mission	3,979,778	21.89	207,577	1.14	18,681	275,805	84,716	622,730	5,189,287	28.54	181,844	195,121
180 Inter-Oceanic Mexican Union Conference ..	14,947,702	75.54	1,027,882	5.19	92,510	1,046,338	...	3,083,644	20,198,076	102.07	197,890	966,209
181 Jamaica Union Conference	14,803,731	51.13	500,923	1.73	45,083	1,036,262	287,733	1,502,770	18,176,502	62.78	289,543	470,868
182 North Colombian Union Conference	11,194,363	102.60	632,602	5.80	56,935	714,637	...	1,897,807	14,496,344	132.87	109,104	594,646
183 North Mexican Union Conference	14,145,256	96.79	837,911	5.73	75,413	956,966	46,048	2,513,733	18,575,327	127.10	146,146	787,637
184 Panama Union Mission	7,161,360	108.41	579,742	8.78	52,177	484,984	129,348	1,739,224	10,146,835	153.60	66,060	544,957
185 Puerto Rican Union Conference	18,312,549	539.29	534,965	15.75	48,147	1,281,878	51,987	1,604,895	21,834,421	643.00	33,957	502,868
186 South Central American Union Mission	6,303,689	30.01	394,610	1.88	35,515	441,260	41,398	1,183,831	8,400,303	40.00	210,018	370,933
187 South Colombian Union Conference	8,651,568	56.54	455,765	2.98	41,020	555,392	...	1,367,295	11,071,040	72.35	153,027	428,419
188 Southeast Mexican Union Mission	9,282,866	106.77	625,771	7.20	56,319	625,742	74,607	1,877,311	12,542,616	144.26	86,944	588,223
189 West Venezuela Union Mission	620,554	4.19	41,235	0.28	3,713	37,762	...	123,708	826,972	5.59	148,018	38,764
DIVISION TOTALS	226,176,423	63.27	12,413,067	3.47	1,117,177	17,272,164	2,113,460	37,239,202	296,331,493	82.89	3,574,946	11,668,283

STATISTICAL REPORT FOR 2016

Conference or Mission	Tithe and Offerings										Per Capita Basis	
1	7	8	9	10	11	12a	12b	13	14a	14b	Membership Basis for Per Capita Calculations June 30, 2015	17
Conference or Mission	Tithe	Tithe Per Capita	World Mission Fund, Including Sabbath School	World Mission Fund Per Capita	Other General Conference Funds	Intradivision Funds	Ingathering Funds	Local Church Funds	Total Tithe and Offerings	Total Tithe and Offerings Per Capita	Membership Basis for Per Capita Calculations June 30, 2015	Sabbath School Mission Offerings
	US\$	US\$	US\$	US\$	US\$	US\$	US\$	US\$	US\$	US\$	US\$	US\$
INTER-EUROPEAN DIVISION												
1 AUSTRIAN UN OF CHURCHES CONF	6,854,811	1,657.75	456,189	110.32	28,954	748,833	69,565	1,180,324	9,338,676	2,258.45	4,135	393,925
2 BULGARIAN UN OF CHURCHES CONF.	1,562,667	216.20	60,296	8.34	1,622,963	224.54	7,228	41,356
3 CZECHO-SLOVAKIAN UNION CONF	41,537	...	492	42,029	481
4 Bohemian Conference	1,874,235	575.63	99,193	30.46	1,835	1,975,263	606.65	3,256	57,859
5 Moravia-Silesian Conference	2,200,008	512.82	190,554	44.42	2,838	2,393,400	557.90	4,290	107,620
6 Slovakian Conference	1,186,379	523.79	103,712	45.79	1,406	1,291,497	570.20	2,265	55,427
Totals	5,302,159	540.43	393,951	40.15	6,079	5,702,189	581.20	9,811	221,387
7 FRANCO-BELGIAN UNION CONFERENCE	20,849	20,849
8 Belgian-Luxembourg Conference	1,590,974	625.63	84,645	33.29	4,623	1,680,242	660.73	2,543	72,192
9 North France Conference	8,800,738	918.85	302,114	31.54	17,881	9,120,733	952.26	9,578	175,609
10 South France Conference	4,312,084	965.10	135,579	30.34	5,233	4,452,896	996.62	4,468	84,140
Totals	14,724,645	887.61	522,338	31.49	27,737	15,274,720	920.77	16,589	331,941
11 ITALIAN UNION OF CHURCHES CONF	5,890,702	618.32	372,739	39.12	33,788	50,147	...	2,418,160	8,765,536	920.07	9,527	309,890
12 NORTH GERMAN UNION CONFERENCE
13 Berlin-Central German Conference	7,474,829	1,060.41	340,925	48.37	26,845	215,328	93,569	2,070,061	10,221,557	1,450.07	7,049	240,590
14 Hansa Conference	2,773,072	1,064.93	156,789	60.21	28,635	39,277	36,122	...	3,033,895	1,165.09	2,604	94,827
15 Lower Saxonian Conference	4,102,647	1,175.88	261,877	75.06	36,045	50,892	100,292	975,280	5,527,033	1,584.13	3,489	172,319
16 Northern Rhenish-Westfalian Conference	6,764,507	1,100.28	508,131	82.65	39,985	181,197	78,805	1,310,927	8,883,552	1,444.95	6,148	332,562
Totals	21,115,055	1,094.61	1,267,722	65.72	131,510	486,694	308,788	4,356,268	27,666,037	1,434.22	19,290	840,298
17 PORTUGUESE UN OF CHURCHES CONF	4,854,524	522.10	202,798	21.81	28,416	849,628	5,935,366	638.35	9,298	82,146
18 ROMANIAN UNION CONFERENCE	160,309	...	208	160,517	289
19 Banat Conference	1,686,636	247.38	79,790	11.70	17,917	139,546	1,923,889	282.18	6,818	74,366
20 Moldavia Conference	3,097,495	246.48	173,376	13.80	11,182	729,425	4,011,478	319.21	12,567	151,710
21 Muntenia Conference	4,795,811	259.13	232,307	12.55	59,966	333,783	5,421,867	292.96	18,507	203,288
22 North Transylvania Conference	1,659,878	216.72	79,144	10.33	21,339	420,483	2,180,844	284.74	7,659	81,550
23 Oltenia Conference	2,222,406	200.51	114,551	10.33	11,176	433,838	2,781,971	250.99	11,084	100,972
24 South Transylvania Conference	2,755,107	295.42	96,713	10.37	22,862	146,667	3,021,349	323.97	9,326	93,987
Totals	16,377,642	248.29	776,089	11.77	144,442	2,203,742	19,501,915	295.66	65,961	706,162
25 SOUTH GERMAN UNION CONFERENCE	97,245	97,245
26 Baden-Wuerttemberg Conference	10,666,132	1,700.05	725,078	115.57	9,529	467,299	...	2,766,520	14,634,558	2,332.57	6,274	453,656
27 Bavarian Conference	6,164,362	1,359.89	415,363	91.63	11,973	307,040	...	2,520,533	9,419,271	2,077.93	4,533	229,236
28 Central Rhenish Conference	5,749,694	1,233.05	365,048	78.29	4,297	181,153	...	941,643	7,241,835	1,553.04	4,663	286,509
Totals	22,580,188	1,459.61	1,505,489	97.32	25,799	1,052,737	...	6,228,696	31,392,909	2,029.28	15,470	969,401
29 SPANISH UNION OF CHURCHES CONF	8,777,234	531.15	337,162	20.40	71,848	98,657	9,284,901	561.87	16,525	291,492
30 SWISS UNION CONFERENCE
31 French-Italian Swiss Conference	3,979,977	1,957.69	213,910	105.22	27,297	15,403	...	152,894	4,389,481	2,159.12	2,033	151,190
32 German Swiss Conference	7,278,530	2,896.35	500,570	199.19	28,228	26,303	1,356	595,298	8,430,285	3,354.67	2,513	372,767
Totals	11,258,507	2,476.57	714,480	157.17	55,525	41,706	1,356	748,192	12,819,766	2,820.01	4,546	523,957
33 INTER-EUROPEAN DIVISION	1,340	...	574	1,914	1,340
34 Austrian Union of Churches Conference	6,854,811	1,657.75	456,189	110.32	28,954	748,833	69,565	1,180,324	9,338,676	2,258.45	4,135	393,925
35 Bulgarian Union of Churches Conference	1,562,667	216.20	60,296	8.34	1,622,963	224.54	7,228	41,356
36 Czecho-Slovakian Union Conference	5,302,159	540.43	393,951	40.15	6,079	5,702,189	581.20	9,811	221,387
37 Franco-Belgian Union Conference	14,724,645	887.61	522,338	31.49	27,737	15,274,720	920.77	16,589	331,941
38 Italian Union of Churches Conference	5,890,702	618.32	372,739	39.12	33,788	50,147	...	2,418,160	8,765,536	920.07	9,527	309,890
39 North German Union Conference	21,115,055	1,094.61	1,267,722	65.72	131,510	486,694	308,788	4,356,268	27,666,037	1,434.22	19,290	840,298
40 Portuguese Union of Churches Conference	4,854,524	522.10	202,798	21.81	28,416	849,628	5,935,366	638.35	9,298	82,146
41 Romanian Union Conference	16,377,642	248.29	776,089	11.77	144,442	2,203,742	19,501,915	295.66	65,961	706,162
42 South German Union Conference	22,580,188	1,459.61	1,505,489	97.32	25,799	1,052,737	...	6,228,696	31,392,909	2,029.28	15,470	969,401
43 Spanish Union of Churches Conference	8,777,234	531.15	337,162	20.40	71,848	98,657	9,284,901	561.87	16,525	291,492
44 Swiss Union Conference	11,258,507	2,476.57	714,480	157.17	55,525	41,706	1,356	748,192	12,819,766	2,820.01	4,546	523,957
DIVISION TOTALS	119,298,134	668.79	6,610,593	37.06	554,672	2,380,117	379,709	18,083,667	147,306,892	825.80	178,380	4,713,295

NORTH AMERICAN DIVISION

1 ATLANTIC UNION CONFERENCE
2 Bermuda Conference	5,130,292	1,310.75	84,858	21.68	26,259	773,816	19,219	1,457,385	7,491,829	1,914.11	3,914	81,018
3 Greater New York Conference	26,049,751	915.70	638,050	22.43	70,391	532,818	125,168	14,621,811	42,037,989	1,477.71	28,448	622,070
4 New York Conference	4,682,963	836.84	90,284	16.13	14,837	248,552	490	1,897,705	6,934,831	1,239.25	5,596	84,731
5 Northeastern Conference	42,880,401	771.87	891,996	16.06	6,572	105,637	135,472	8,628,473	52,648,551	947.70	55,554	879,951
6 Northern New England Conference	5,717,998	1,085.22	197,134	37.41	34,921	275,733	12,358	3,344,538	9,582,682	1,818.69	5,269	181,197
7 Southern New England Conference	17,797,774	1,018.70	323,608	18.52	30,488	248,922	3,001	13,803,985	32,207,778	1,843.50	17,471	312,987
Totals	102,259,179	879.63	2,225,930	19.15	183,468	2,185,478	295,708	43,753,897	150,903,660	1,298.07	116,252	2,161,954

GENERAL STATISTICS BY DIVISIONS FOR 2016

Conference or Mission	Tithe and Offerings										Per Capita Basis	
	7	8	9	10	11	12a	12b	13	14a	14b	Membership Basis for Per Capita Calculations June 30, 2015	17
1	Tithe	Tithe Per Capita	World Mission Fund, Including Sabbath School	World Mission Fund Per Capita	Other General Conference Funds	Intradivision Funds	Ingathering Funds	Local Church Funds	Total Tithe and Offerings	Total Tithe and Offerings Per Capita		Sabbath School Mission Offerings
	US\$	US\$	US\$	US\$	US\$	US\$	US\$	US\$	US\$	US\$	US\$	US\$
NORTH AMERICAN DIVISION (CONT'D)												
8 CANADA, SDA CHURCH IN.....	10,571	...	13,424	...	106	83	24,184	13,424
9 Alberta Conference.....	12,130,639	1,085.22	504,270	45.11	70,804	1,493,209	179,178	5,089,742	19,467,842	1,741.62	11,178	480,422
10 British Columbia Conference.....	9,628,044	850.98	426,714	37.72	61,577	1,262,802	176,209	6,200,755	17,756,101	1,569.39	11,314	400,393
11 Manitoba-Saskatchewan Conference.....	3,640,906	944.22	118,517	30.74	28,325	363,931	14,247	1,557,563	5,723,489	1,484.31	3,856	111,328
12 Maritime Conf of the SDA Church, Inc.....	1,433,843	887.28	53,460	33.08	8,464	193,707	30,286	803,204	2,522,964	1,561.24	1,616	50,623
13 Ontario Conference.....	23,957,245	752.92	513,628	16.14	70,405	1,032,085	143,177	14,944,008	40,660,548	1,277.87	31,819	489,855
14 Quebec Conference.....	4,678,409	608.53	106,284	13.82	6,245	256,669	1,419	2,674,027	7,723,053	1,004.56	7,688	102,072
15 SDA Church in Newfoundland & Labrador.....	439,221	713.02	10,077	16.36	2,331	58,479	4,788	20,241	535,137	868.73	616	8,971
Totals.....	55,918,878	821.29	1,746,374	25.65	248,257	4,660,965	549,304	31,289,540	94,413,318	1,386.66	68,087	1,657,088
16 COLUMBIA UNION CONFERENCE.....	1	1
17 Allegheny East Conference.....	33,653,616	863.84	389,629	10.00	16,523	55,707	13,123	...	34,128,598	876.04	38,958	385,601
18 Allegheny West Conference.....	6,976,028	451.46	57,197	3.70	694	14,382	2,278	3,004,936	10,055,515	650.76	15,452	56,781
19 Chesapeake Conference.....	17,446,764	1,185.40	384,422	26.12	70,416	100,275	54,395	...	18,056,272	1,226.82	14,718	370,539
20 Mountain View Conference.....	2,658,003	1,153.65	92,952	40.34	15,066	24,370	42,554	571,024	3,403,969	1,477.42	2,304	89,305
21 New Jersey Conference of SDA, Inc.....	11,757,598	748.46	317,272	20.20	59,122	66,995	6,490	5,730,233	17,937,710	1,141.87	15,709	308,201
22 Ohio Conference.....	10,721,022	930.08	217,160	18.84	46,705	80,618	6,962	5,156,955	16,229,422	1,407.95	11,527	204,961
23 Pennsylvania Conference.....	11,598,560	1,027.60	256,081	22.69	59,874	95,940	21,336	6,673,878	18,705,669	1,657.28	11,287	244,908
24 Potomac Conference.....	35,108,248	1,025.00	444,724	12.98	79,223	114,936	29,469	...	35,776,600	1,044.51	34,252	433,992
Totals.....	129,919,839	900.93	2,159,437	14.97	347,623	553,224	176,607	21,137,026	154,293,756	1,069.95	144,207	2,094,288
25 LAKE UNION CONFERENCE.....	12,732	...	1,329	14,061	1,329
26 Illinois Conference.....	11,846,450	874.92	270,938	20.01	67,392	273,865	13,028	6,770,811	19,242,484	1,421.16	13,540	256,485
27 Indiana Conference.....	8,992,855	1,088.99	251,514	30.46	32,745	403,931	5,636	4,974,805	14,661,486	1,775.43	8,258	240,901
28 Lake Region Conference.....	11,040,602	355.63	90,871	2.93	4,527	90,822	...	3,961,441	15,188,263	489.23	31,045	87,457
29 Michigan Conference.....	32,948,629	1,261.82	1,320,655	50.58	153,927	1,791,195	53,747	18,184,127	54,452,280	2,085.34	26,112	1,273,550
30 Wisconsin Conference.....	7,092,531	926.64	244,897	32.00	52,794	507,405	3,316	3,510,664	11,411,607	1,490.93	7,654	237,177
Totals.....	71,933,799	830.56	2,180,204	25.17	311,385	3,067,218	75,727	37,401,848	114,970,181	1,327.46	86,609	2,096,899
31 MID-AMERICA UNION CONFERENCE.....
32 Central States Conference.....	4,946,960	354.93	74,126	5.32	2,945	480	807	1,736,316	6,761,634	485.12	13,938	73,038
33 Dakota Conference.....	4,992,212	1,244.94	151,109	37.68	32,401	42,453	2,726	1,593,812	6,814,713	1,699.43	4,010	143,201
34 Iowa-Missouri Conference.....	10,146,224	870.02	315,646	27.07	67,299	77,950	19,859	3,859,723	14,486,701	1,242.21	11,662	298,345
35 Kansas-Nebraska Conference.....	11,183,305	945.97	310,922	26.30	43,207	98,859	3,800	4,559,430	16,199,523	1,370.29	11,822	284,791
36 Minnesota Conference.....	8,352,557	893.42	227,489	24.33	27,754	81,356	733	2,875,370	11,565,259	1,237.06	9,349	210,416
37 Rocky Mountain Conference.....	16,064,258	907.84	415,468	23.48	60,553	68,462	5,096	5,237,840	21,851,677	1,234.91	17,695	401,681
Totals.....	55,685,516	813.21	1,494,760	21.83	234,159	369,560	33,021	19,862,491	77,679,507	1,134.40	68,476	1,411,472
38 NORTH PACIFIC UNION CONFERENCE.....	357,673	357,673
39 Alaska Conference.....	4,485,314	1,165.32	80,364	20.88	22,123	115,469	244	1,855,654	6,659,168	1,704.12	3,849	60,617
40 Idaho Conference of SDA, Inc.....	5,584,593	853.26	159,213	24.33	12,384	237,384	1,407	3,759,907	9,754,888	1,490.43	6,545	154,666
41 Montana Conference.....	4,395,009	1,093.56	114,386	28.46	42,084	164,787	1,412	2,704,569	7,422,247	1,846.79	4,019	103,860
42 Oregon Conference.....	33,414,352	930.89	917,143	25.55	128,889	1,360,543	7,878	20,525,029	56,353,834	1,569.96	35,895	889,573
43 Upper Columbia Conference.....	25,464,205	964.85	741,139	28.08	168,199	1,251,948	10,147	16,677,992	44,313,630	1,679.06	26,392	631,289
44 Washington Conference.....	19,766,325	870.03	364,300	16.04	63,225	930,992	1,552	758,531	21,884,925	963.29	22,719	307,627
Totals.....	93,467,471	940.14	2,376,545	23.90	436,904	4,061,123	22,640	46,281,682	146,646,365	1,475.03	99,419	2,147,632
45 PACIFIC UNION CONFERENCE.....	26	26
46 Arizona Conference.....	12,691,883	640.26	307,858	15.53	46,075	88,815	4,488	6,670,350	19,809,469	999.32	19,823	299,226
47 Central California Conference of SDA.....	26,920,055	724.16	531,051	14.29	237,026	155,595	3,467	17,949,751	45,796,945	1,231.96	37,174	506,021
48 Hawaii Conference.....	5,499,826	932.96	141,573	24.02	20,326	39,173	2,596	3,836,582	9,540,076	1,618.33	5,895	134,685
49 Nevada-Utah Conference.....	7,089,883	714.92	156,667	15.80	29,485	30,769	1,424	...	7,308,228	736.94	9,917	136,781
50 Northern California Conference of SDA.....	40,239,278	1,003.77	627,019	15.64	450,372	249,120	8,606	23,097,818	64,672,213	1,613.26	40,088	589,991
51 Southeastern California Conference.....	52,980,423	752.06	1,072,287	15.22	131,883	229,358	8,595	46,252,782	100,675,328	1,429.09	70,447	1,051,532
52 Southern California Conference.....	32,833,784	784.39	595,280	14.22	48,734	128,935	17,346	34,114,702	67,738,781	1,618.26	41,859	582,246
Totals.....	178,255,132	791.53	3,431,735	15.24	963,901	921,791	46,522	131,921,985	315,541,066	1,401.14	225,203	3,300,482
53 SOUTHERN UNION CONFERENCE.....
54 Carolina Conference.....	23,867,710	1,075.03	659,418	29.70	68,500	159,171	32,055	14,924,483	39,711,337	1,788.64	22,202	606,981
55 Florida Conference.....	57,858,000	910.65	1,040,592	16.38	220,816	262,626	69,708	33,420,595	92,872,337	1,461.75	63,535	993,060
56 Georgia-Cumberland Conference.....	49,518,044	1,271.00	1,044,464	26.81	141,926	342,973	54,723	28,747,216	79,849,346	2,049.52	38,960	1,002,607
57 Gulf States Conference.....	10,563,341	876.84	280,503	23.28	40,334	82,506	4,475	6,298,815	17,269,974	1,433.55	12,047	269,187
58 Kentucky-Tennessee Conference.....	16,323,365	1,128.86	358,107	24.77	99,910	79,683	21,949	8,495,851	25,378,865	1,755.11	14,460	330,690
59 South Atlantic Conference.....	23,936,174	506.31	292,854	6.19	26,655	53,322	2,876	6,493,567	30,805,448	651.61	47,276	246,113
60 South Central Conference.....	19,544,693	583.15	187,491	5.59	9,054	33,157	37,795	822	19,813,012	591.15	33,516	175,114
61 Southeastern Conference.....	23,552,860	482.58	271,478	5.56	13,963	12,447	...	13,210,915	37,061,663	759.37	48,806	248,322
Totals.....	225,164,187	801.86	4,134,907	14.73	621,158	1,025,885	223,581	111,592,264	342,761,982	1,220.65	280,802	3,872,074
62 SOUTHWESTERN UNION CONFERENCE.....
63 Arkansas-Louisiana Conference.....	11,326,458	899.93	263,210	20.91	53,470	87,832	44,666	718,810	12,494,446	992.73	12,586	253,807
64 Oklahoma Conference.....	7,499,991	848.70	183,047	20.71	52,427	346,036	8,565	846,807	8,936,873	1,011.30	8,837	180,434
65 Southwest Region Conference.....	12,366,206	487.07	104,441	4.11	22,467	37,605	3,429	1,840,996	14,375,144	566.20	25,389	92,210
66 Texas Conference.....	48,708,679	909.54	989,374	18.47	172,446	304,583	77,558	4,605,886	54,858,526	1,024.38	53,553	951,810
67 Texico Conference.....	7,189,487	594.42	198,256	16.39	30,829	59,402	2,437	756,023	8,236,434	680.98	12,095	192,056
Totals.....	87,090,821	774.42	1,738,328	15.46	331,639	835,458	136,655	8,768,522	98,901,423	879.44	112,460	1,670,357

STATISTICAL REPORT FOR 2016

Conference or Mission	Tithe and Offerings										Per Capita Basis	
	7	8	9	10	11	12a	12b	13	14a	14b	Membership Basis for Per Capita Calculations June 30, 2015	17
1	Tithe	Tithe Per Capita	World Mission Fund, Including Sabbath School	World Mission Fund Per Capita	Other General Conference Funds	Intradivision Funds	Ingathering Funds	Local Church Funds	Total Tithe and Offerings	Total Tithe and Offerings Per Capita	Sabbath School Mission Offerings	
	US\$	US\$	US\$	US\$	US\$	US\$	US\$	US\$	US\$	US\$	US\$	
NORTH AMERICAN DIVISION (CONT'D)												
68 ATTACHED FIELD												
69 Guam-Micronesia Mission	2,391,545	447.44	36,952	6.91	29,055	8,821	25		2,466,398	461.44	5,345	36,415
70 NORTH AMERICAN DIVISION	189,382		140,218						329,600		25	35,657
71 Atlantic Union Conference	102,259,179	879.63	2,225,930	19.15	183,468	2,185,478	295,708	43,753,897	150,903,660	1,298.07	116,252	2,161,954
72 Canada, SDA Church in	55,918,878	821.29	1,746,374	25.65	248,257	4,660,965	549,304	31,289,540	94,413,318	1,386.66	68,087	1,657,088
73 Columbia Union Conference	129,919,839	900.93	2,159,437	14.97	347,623	553,224	176,607	21,137,026	154,293,756	1,069.95	144,207	2,094,288
74 Lake Union Conference	71,933,799	830.56	2,180,204	25.17	311,385	3,067,218	75,727	37,401,848	114,970,181	1,327.46	86,609	2,096,899
75 Mid-America Union Conference	55,685,516	813.21	1,494,760	21.83	234,159	369,560	33,021	19,862,491	77,679,507	1,134.40	68,476	1,411,472
76 North Pacific Union Conference	93,467,471	940.14	2,376,545	23.90	436,904	4,061,123	22,640	46,281,682	146,646,365	1,475.03	99,419	2,147,632
77 Pacific Union Conference	178,255,132	791.53	3,431,735	15.24	963,901	921,791	46,522	131,921,985	315,541,066	1,401.14	225,203	3,300,482
78 Southern Union Conference	225,164,187	801.86	4,134,907	14.73	621,158	1,025,885	223,581	111,592,236	342,761,982	1,220.65	280,802	3,872,074
79 Southwestern Union Conference	87,090,821	774.42	1,738,328	15.46	331,639	835,458	136,655	8,768,522	98,901,423	879.44	112,460	1,670,357
80 Attached Field	2,391,545	447.44	36,952	6.91	29,055	8,821	25		2,466,398	461.44	5,345	36,415
DIVISION TOTALS	1,002,275,749	830.46	21,665,390	17.95	3,707,549	17,689,523	1,559,790	452,009,255	1,498,907,256	1,241.96	1,206,885	20,484,318
NORTHERN ASIA-PACIFIC DIVISION												
1 CHINESE UNION MISSION	4,920								4,920			
2 China											417,827	
3 Hong Kong-Macao Conference	2,797,321	540.23	172,010	33.22	26,787	18,044		441,541	3,455,703	667.38	5,178	90,651
Totals	2,802,241	6.62	172,010	0.41	26,787	18,044		441,541	3,460,623	8.18	423,005	90,651
4 JAPAN UNION CONFERENCE	784,608		6,527		6,135	18,643	1,342		817,255			5,923
5 East Japan Conference	5,829,398	720.48	257,257	31.80	75,237	454,657	76,413	2,067,900	8,760,862	1,082.79	8,091	108,832
6 Okinawa Mission	986,419	480.95	40,569	19.78	12,424	236,256	18,159	1,078,536	2,372,362	1,156.69	2,051	16,636
7 West Japan Conference	3,050,040	597.58	149,229	29.24	42,236	85,898	50,299	407,097	3,784,799	741.54	5,104	67,608
Totals	10,650,465	698.57	453,582	29.75	136,032	795,454	146,213	3,553,533	15,735,279	1,032.09	15,246	198,999
8 KOREAN UNION CONFERENCE	30,580								30,580			
9 East Central Korean Conference	17,181,033	221.27	722,820	9.31	90,121	325,145	5,747	5,908,466	24,233,332	312.10	77,646	429,583
10 Middlewest Korean Conference	9,527,803	323.27	488,611	16.58	63,887	233,125	20,233	2,544,187	12,877,846	436.94	29,473	296,562
11 North Korean Mission											866	
12 Southeast Korean Conference	7,736,726	240.41	309,484	9.62	27,011	184,562	28,101	5,362,705	13,648,589	424.11	32,182	175,070
13 Southwest Korean Conference	5,802,283	274.89	268,899	12.74	30,088	234,402	31,710	1,805,299	8,172,681	387.18	21,108	169,880
14 West Central Korean Conference	18,984,084	234.55	906,092	11.19	115,237	384,948	57,766	11,190,556	31,638,683	390.90	80,938	560,293
15 Jeju Attached Region	439,309	431.12	27,243	26.74	4,055	11,832	357	147,296	630,092	618.34	1,019	17,340
Totals	59,701,818	245.45	2,723,149	11.20	330,399	1,374,014	143,914	26,958,509	91,231,803	375.08	243,232	1,648,728
16 ATTACHED FIELDS												
17 Mongolia Mission	63,503	30.14	4,718	2.24	137			3,738	72,096	34.22	2,107	
18 Taiwan Conference	2,513,198	404.90	69,942	11.27	8,947	88,941		2,370,836	5,051,864	813.90	6,207	50,536
Totals	2,576,701	309.92	74,660	8.98	9,084	88,941		2,374,574	5,123,960	616.31	8,314	50,536
19 NORTHERN ASIA-PACIFIC DIVISION												
20 Chinese Union Mission	2,802,241	6.62	172,010	0.41	26,787	18,044		441,541	3,460,623	8.18	423,005	90,651
21 Japan Union Conference	10,650,465	698.57	453,582	29.75	136,032	795,454	146,213	3,553,533	15,735,279	1,032.09	15,246	198,999
22 Korean Union Conference	59,701,818	245.45	2,723,149	11.20	330,399	1,374,014	143,914	26,958,509	91,231,803	375.08	243,232	1,648,728
23 Attached Fields	2,576,701	309.92	74,660	8.98	9,084	88,941		2,374,574	5,123,960	616.31	8,314	50,536
DIVISION TOTALS	75,731,225	109.79	3,423,401	4.96	502,302	2,276,453	290,127	33,328,157	115,551,665	167.52	689,797	1,988,914
SOUTH AMERICAN DIVISION												
1 ARGENTINA UNION CONFERENCE												
2 Buenos Aires Conference	7,702,932	252.48	219,921	7.21	473	835,083		2,538,165	11,296,574	370.27	30,509	211,607
3 Central Argentine Conference	7,945,149	383.10	200,961	9.69	77	1,126,445	639	2,534,971	11,808,242	569.37	20,739	196,500
4 Central West Argentine Mission	1,746,424	208.23	37,742	4.50	6	218,713	293	783,382	2,786,560	332.25	8,387	34,193
5 North Argentine Conference	5,543,449	226.57	138,162	5.65	195	670,352	6	1,593,029	7,945,193	324.73	24,467	128,543
6 Northwest Argentine Mission	2,043,986	165.61	40,145	3.25	7	251,151		558,559	2,893,848	234.47	12,342	38,964
7 South Argentine Conference	4,598,027	384.23	148,187	12.38	208	565,609		1,256,112	6,568,143	548.85	11,967	141,129
8 Reconciled Wrld Mission & Other GC Funds			(57,823)		57,823							(57,823)
Totals	29,579,967	272.85	727,295	6.71	58,789	3,667,353	938	9,264,218	43,298,560	399.39	108,411	693,113
9 BOLIVIA UNION MISSION												
10 Central Bolivia Mission	2,498,641	83.00	119,639	3.97	13	36,720	43	1,038,226	3,693,282	122.69	30,103	118,868
11 East Bolivia Mission	3,306,595	125.82	185,740	7.07	27	56,234	11	1,020,335	4,568,942	173.86	26,280	184,908
12 West Bolivia Mission	4,004,758	73.43	194,834	3.57	35	58,163		1,038,936				

GENERAL STATISTICS BY DIVISIONS FOR 2016

Conference or Mission	Tithe and Offerings										Per Capita Basis		
	7	8	9	10	11	12a	12b	13	14a	14b	Membership Basis for Per Capita Calculations June 30, 2015	17	
1	Tithe	Tithe Per Capita	World Mission Fund, Including Sabbath School	World Mission Fund Per Capita	Other General Conference Funds	Intradivision Funds	Ingathering Funds	Local Church Funds	Total Tithe and Offerings	Total Tithe and Offerings Per Capita		Sabbath School Mission Offerings	
	US\$	US\$	US\$	US\$	US\$	US\$	US\$	US\$	US\$	US\$	US\$	US\$	
SOUTH AMERICAN DIVISION (CONT'D)													
CENTRAL BRAZIL UNION CONF (CONT'D)													
20	Southwest Sao Paulo Conference	5,705,246	346.17	194,344	11.79	388	201,501	12,928	1,888,692	8,003,099	485.60	16,481	188,638
21	Southwest Sao Paulo Conference	10,292,268	363.00	391,050	13.79	2	404,865	94,211	2,696,232	13,878,628	489.49	28,353	379,706
22	West Sao Paulo Conference	10,560,132	343.03	435,620	14.15	437	428,639	61,860	3,260,879	14,747,567	479.05	30,785	413,743
23	Reconciled Wrld Mission & Other GC Funds	(225,558)	...	225,558	(225,558)
	Totals	81,770,586	342.22	2,839,399	11.88	227,147	2,551,529	324,660	25,489,792	113,203,113	473.77	238,940	2,703,792
CHILE UNION MISSION													
25	Central Chile Mission	1,495,801	215.41	73,909	10.64	320	9,338	13	409,692	1,989,073	286.44	6,944	73,592
26	Central South Chile Conference	4,376,882	217.26	289,029	14.35	4,675	22,878	4,098	1,044,872	5,742,434	285.04	20,146	196,134
27	Metropolitan Chile Conference	5,086,093	311.88	206,796	12.68	13,509	26,772	4,182	1,224,735	6,562,087	402.38	16,308	200,812
28	North Chile Mission	2,644,502	231.39	130,547	11.42	9,015	14,711	6,881	769,516	3,575,172	312.82	11,429	120,752
29	Pacific Chile Mission	2,624,103	197.30	131,889	9.92	5,163	16,754	964	816,233	3,595,106	270.31	13,300	126,381
30	South Austral Chile Conference	3,625,419	164.51	169,873	7.71	1,718	20,162	3,679	886,843	4,707,694	213.62	22,038	168,105
31	South Metropolitan Chile Mission	2,254,217	196.57	107,412	9.37	4,602	12,284	3,453	629,424	3,011,392	262.59	11,468	101,907
32	Reconciled Wrld Mission & Other GC Funds	(38,422)	...	38,422	(38,422)
	Totals	22,107,017	217.52	1,071,033	10.54	77,424	122,899	23,270	5,781,315	29,182,958	287.14	101,633	949,261
EAST BRAZIL UNION MISSION													
33	Bahia Conference	8,623,169	202.88	481,496	11.33	...	564,184	...	2,731,275	12,400,124	291.75	42,503	461,338
35	Central Bahia Conference	5,486,551	180.43	296,550	9.75	...	333,028	34	1,590,637	7,706,800	253.44	30,409	246,447
36	North Bahia Mission	3,950,134	154.17	267,206	10.43	...	278,079	13	1,296,408	5,791,840	226.05	25,622	263,168
37	Sergipe Mission	4,063,543	172.75	252,314	10.73	...	256,899	4	4,246,704	8,819,464	374.95	23,522	250,697
38	South Bahia Conference	6,768,433	153.69	360,934	8.20	...	1,206,692	6	2,026,284	10,362,349	235.29	44,040	346,059
39	Southwest Bahia Mission	5,311,928	182.45	308,378	10.59	...	308,037	272	1,653,826	7,582,441	260.44	29,114	297,354
40	Reconciled Wrld Mission & Other GC Funds	(140,630)	...	140,630	(140,630)
	Totals	34,203,758	175.22	1,826,248	9.36	140,630	2,946,919	329	13,545,134	52,663,018	269.78	195,210	1,724,433
ECUADOR UNION MISSION													
41	North Ecuador Mission	3,358,258	102.72	196,296	6.00	1,562	60,431	1,523	1,232,377	4,850,447	148.36	32,694	180,222
43	South Ecuador Mission	3,036,503	111.92	187,680	6.92	866	55,747	705	1,184,674	4,466,175	164.62	27,130	183,297
44	Reconciled Wrld Mission & Other GC Funds	(28,795)	...	28,795	(28,795)
	Totals	6,394,761	106.89	355,181	5.94	31,223	116,178	2,228	2,417,051	9,316,622	155.73	59,824	334,724
NORTH BRAZIL UNION MISSION													
45	Maranhao Conference	8,746,208	134.91	499,659	7.71	...	561,291	...	2,421,305	12,228,463	188.62	64,830	494,805
47	North Para Conference	5,933,139	181.88	248,634	7.62	...	269,512	6	1,697,365	8,148,656	249.80	32,621	234,317
48	Para-Amapa Mission	4,476,046	125.15	188,408	5.27	...	217,144	...	1,162,219	6,043,817	168.98	35,766	180,139
49	South Maranhao Mission	5,138,390	108.06	364,818	7.67	...	382,188	159	1,788,360	7,673,915	161.38	47,552	361,739
50	South Para Conference	7,312,669	166.19	476,389	10.83	...	475,676	...	2,349,810	10,614,544	241.23	44,001	471,768
51	West Para Mission	4,172,915	140.54	285,672	9.62	...	287,705	31	1,421,335	6,167,658	207.72	29,692	281,870
52	Reconciled Wrld Mission & Other GC Funds	(156,659)	...	156,659	(156,659)
	Totals	35,779,367	140.61	1,906,921	7.49	156,659	2,193,516	196	10,840,394	50,877,053	199.94	254,462	1,867,979
NORTH PERU UNION MISSION													
53	East Central Peru Conference	4,540,971	155.66	145,083	4.97	88	48,754	83	1,116,727	5,851,706	200.59	29,173	144,481
55	North Pacific Conference	4,612,841	75.69	160,131	2.63	50	47,875	225	1,187,601	6,008,723	98.59	60,945	159,854
56	North Peru Mission	3,973,428	74.69	160,619	3.02	188	48,880	480	888,298	5,071,893	95.33	53,202	160,384
57	Northeast Peru Mission	2,909,132	77.94	102,695	2.75	25	30,905	13	649,360	3,692,130	98.92	37,323	102,082
58	West Central Peru Mission	3,375,915	101.80	143,069	4.31	45	43,717	511	1,038,260	4,601,517	138.75	33,163	142,594
59	Reconciled Wrld Mission & Other GC Funds	(54,628)	...	54,628	(54,628)
	Totals	19,412,287	90.79	656,969	3.07	55,024	220,131	1,312	4,880,246	25,225,969	117.99	213,806	654,767
NORTHEAST BRAZIL UNION MISSION													
60	Alagoas Mission	3,701,512	120.28	174,221	5.66	99	81,104	415	2,898,427	6,855,778	222.79	30,773	172,619
62	Ceara Conference	6,456,596	116.92	331,057	6.00	7	154,575	...	3,049,996	9,992,231	180.95	55,222	327,964
63	Central Pernambuco Conference	5,652,911	140.24	388,422	9.64	35	175,115	...	1,661,637	7,878,120	195.44	40,310	383,451
64	Northeast Brazil Mission	5,826,194	139.45	306,941	7.35	...	135,848	2	1,980,105	8,249,090	197.44	41,780	301,832
65	Pernambuco Conference	5,393,739	187.39	329,117	11.43	30	183,020	16	4,170,302	10,076,224	350.08	28,783	323,040
66	Piaui Mission	2,614,593	134.76	158,314	8.16	17	73,744	...	714,796	3,561,464	183.56	19,402	157,128
67	Reconciled Wrld Mission & Other GC Funds	(128,189)	...	128,189	(128,189)
	Totals	29,645,545	137.08	1,559,883	7.21	128,377	803,406	433	14,475,263	46,612,907	215.53	216,270	1,537,845
NORTHWEST BRAZIL UNION MISSION													
68	Amazonas-Roraima Conference	8,354,928	149.04	429,390	7.66	...	513,541	632	2,492,508	11,790,999	210.33	56,060	412,620
70	Central Amazon Conference	6,740,647	168.68	277,961	6.96	...	271,125	2,375	2,363,403	9,655,511	241.62	39,962	266,258
71	South Rondonia Conference	5,024,968	272.15	294,161	15.93	...	272,755	70	1,483,084	7,075,038	383.18	18,464	263,704
72	West Amazon Conference	6,135,470	182.55	297,009	8.84	...	266,193	359	1,659,286	8,358,317	248.69	33,609	274,199
73	Reconciled Wrld Mission & Other GC Funds	(93,649)	...	93,649	(93,649)
	Totals	26,256,013	177.29	1,204,872	8.14	93,649	1,323,614	3,436	7,998,281	36,879,865	249.03	148,095	1,123,132
PARAGUAY UN OF CHURCHES MISS													
74	Reconciled Wrld Mission & Other GC Funds	2,050,810	187.20	96,503	8.81	657	103,790	24	558,677	2,810,461	256.55	10,955	95,845
75	Reconciled Wrld Mission & Other GC Funds	(6,750)	...	6,750	(6,750)
	Totals	2,050,810	187.20	89,753	8.19	7,407	103,790	24	558,677	2,810,461	256.55	10,955	89,095

STATISTICAL REPORT FOR 2016

Conference or Mission	Tithe and Offerings										Per Capita Basis	
1	7	8	9	10	11	12a	12b	13	14a	14b	Membership Basis	17
Conference or Mission	Tithe	Tithe Per Capita	World Mission Fund, Including Sabbath School	World Mission Fund Per Capita	Other General Conference Funds	Intradivision Funds	Ingathering Funds	Local Church Funds	Total Tithe and Offerings	Total Tithe and Offerings Per Capita	for Per Capita Calculations June 30, 2015	Sabbath School Mission Offerings
	US\$	US\$	US\$	US\$	US\$	US\$	US\$	US\$	US\$	US\$	US\$	US\$

SOUTH AMERICAN DIVISION (CONT'D)

76 SOUTH BRAZIL UNION CONFERENCE												
77 Central Parana Conference	8,392,888	331.72	409,116	16.17		427,591	32,586	2,504,351	11,766,532	465.06	25,301	387,795
78 Central Rio Grande do Sul Conference	7,526,692	292.54	276,049	10.73		297,417	39,295	1,789,461	9,928,914	385.90	25,729	256,104
79 North Parana Conference	7,427,861	291.62	338,784	13.30		342,872	20,728	1,952,378	10,082,623	395.85	25,471	328,170
80 North Santa Catarina Conference	6,883,425	370.99	286,733	15.45		320,612	40,134	1,695,386	9,226,290	497.27	18,554	263,988
81 Rio Grande do Sul Conference	8,493,093	299.04	389,042	13.70		445,926	36,854	2,148,441	11,513,356	405.39	28,401	377,649
82 Santa Catarina Conference	7,759,908	384.99	467,397	23.19		582,919	52,325	2,194,843	11,057,392	548.59	20,156	445,671
83 South Parana Conference	7,125,747	348.87	342,321	16.76		357,826	12,705	2,016,806	9,855,405	482.52	20,425	326,178
84 West Parana Mission	5,025,138	314.54	207,258	12.97		236,815	19,530	1,263,847	6,752,588	422.67	15,976	201,113
85 Western Rio Grande do Sul Mission	2,766,298	264.06	111,686	10.66		122,952	3,725	768,038	3,772,699	360.13	10,476	109,349
86 Reconciled Wrld Mission & Other GC Funds			(209,696)		209,696							(209,696)
Totals	61,401,050	322.33	2,618,690	13.75	209,696	3,134,930	257,882	16,333,551	83,955,799	440.74	190,489	2,486,321
87 SOUTH PERU UNION MISSION												
88 Central Andina Mission	1,425,327	73.02	47,936	2.46	8	14,384	5	220,521	1,708,181	87.51	19,519	47,914
89 Central Peru Conference	5,613,157	100.21	215,378	3.84	339	64,582	41	296,162	6,189,659	110.50	56,016	215,026
90 East Peru Mission	1,866,750	80.25	80,064	3.44		24,238	4	356,652	2,327,708	100.06	23,263	80,064
91 Lake Titicaca Mission	2,722,568	55.95	97,608	2.01	112	29,290	47	311,977	3,161,602	64.97	48,665	97,497
92 South Peru Mission	3,178,187	102.95	130,937	4.24	442	39,646	86	639,394	3,988,692	129.21	30,870	130,492
93 Southeast Peru Mission	1,767,622	60.67	62,221	2.14	227	18,863	39	230,281	2,079,253	71.36	29,137	61,988
94 Reconciled Wrld Mission & Other GC Funds			(47,562)		47,562							(47,562)
Totals	16,573,611	79.88	586,582	2.83	48,690	191,003	222	2,054,987	19,455,095	93.77	207,470	585,419
95 SOUTHEAST BRAZIL UNION CONF.												
96 Central Minas Conference	8,759,254	315.01	325,015	11.69	142	327,491	459	2,615,950	12,028,311	432.58	27,806	304,028
97 East Minas Conference	4,223,159	245.88	156,972	9.14	12	166,813		1,367,142	5,914,098	344.32	17,176	153,087
98 Espirito Santo Conference	6,713,567	259.59	246,813	9.54	6	254,381		1,725,228	8,939,995	345.68	25,862	235,081
99 North Minas Mission	2,610,278	208.37	144,160	11.51	95	144,878	36	687,050	3,586,497	286.30	12,527	142,492
100 Rio de Janeiro Conference	6,208,601	404.34	263,337	17.15	13	276,278	266	1,769,981	8,518,476	554.77	15,355	252,736
101 Rio Fluminense Conference	6,129,162	316.88	257,125	13.29	243	255,731	138	1,623,672	8,266,071	427.36	19,342	230,226
102 South Espirito Santo Conference	6,494,607	257.81	263,890	10.48	160	270,882	10	1,757,240	8,786,789	348.81	25,191	255,597
103 South Minas Conference	5,299,573	249.09	184,834	8.69	13	189,249	139	1,475,739	7,149,547	336.04	21,276	171,969
104 South Rio Conference	8,223,050	319.24	401,054	15.57	330	414,823	20,737	2,418,580	11,478,574	445.63	25,758	385,038
105 Reconciled Wrld Mission & Other GC Funds			(164,000)		164,000							(164,000)
Totals	54,661,251	287.25	2,079,200	10.93	165,014	2,300,526	21,785	15,440,582	74,668,358	392.39	190,293	1,966,254
106 URUGUAY UNION OF CHURCHES MISS.	2,085,123	251.86	69,271	8.37	84	85,273	184	514,018	2,753,953	332.64	8,279	67,991
107 Reconciled Wrld Mission & Other GC Funds			(5,235)		5,235							(5,235)
Totals	2,085,123	251.86	64,036	7.73	5,319	85,273	184	514,018	2,753,953	332.64	8,279	62,756
108 WEST CENTRAL BRAZIL UNION MISS												
109 Central Brazil Conference	8,182,846	322.77	441,730	17.42		18	2,272	2,821,816	11,448,682	451.59	25,352	426,654
110 Central Planalto Conference	11,238,333	412.40	341,701	12.54				3,331,925	14,911,959	547.21	27,251	315,235
111 Mato Grosso Conference	11,014,255	381.42	579,163	20.06				3,351,899	14,945,317	517.55	28,877	554,726
112 South Mato Grosso Conference	7,518,336	371.92	346,737	17.15				1,947,554	9,812,689	485.42	20,215	338,443
113 Tocantins Mission	3,038,618	286.39	168,605	15.89				973,632	4,180,855	394.05	10,610	156,457
114 Reconciled Wrld Mission & Other GC Funds			(139,499)		139,499							(139,499)
Totals	40,992,388	365.01	1,738,437	15.48	139,499	18	2,334	12,426,826	55,299,502	492.40	112,305	1,652,016
115 SOUTH AMERICAN DIVISION												
116 Argentina Union Conference	29,579,967	272.85	727,295	6.71	58,789	3,667,353	938	9,264,218	43,298,560	399.39	108,411	693,113
117 Bolivia Union Mission	9,809,994	88.44	461,933	4.16	38,355	151,117	54	3,097,497	13,558,950	122.24	110,925	458,870
118 Central Brazil Union Conference	81,770,586	342.22	2,839,399	11.88	227,147	2,551,529	324,660	25,489,792	113,203,113	473.77	238,940	2,703,792
119 Chile Union Mission	22,107,017	217.52	1,071,033	10.54	77,424	122,899	23,270	5,781,315	29,182,958	287.14	101,633	949,261
120 East Brazil Union Mission	34,203,758	175.22	1,826,248	9.36	140,630	2,946,919	329	13,545,134	52,663,018	269.78	195,210	1,724,433
121 Ecuador Union Mission	6,394,761	106.89	355,181	5.94	31,223	116,178	2,228	2,417,051	9,316,622	155.73	59,824	334,724
122 North Brazil Union Mission	35,779,367	140.61	1,906,921	7.49	156,659	2,193,516	196	10,840,394	50,877,053	199.94	254,462	1,867,979
123 North Peru Union Mission	19,412,287	90.79	656,969	3.07	55,024	220,131	1,312	4,880,246	25,225,969	117.99	213,806	654,767
124 Northeast Brazil Union Mission	29,645,545	137.08	1,559,883	7.21	128,377	803,406	433	14,475,263	46,612,907	215.53	216,270	1,537,845
125 Northwest Brazil Union Mission	26,256,013	177.29	1,204,872	8.14	93,649	1,323,614	3,436	7,998,281	36,879,865	249.03	148,095	1,123,132
126 Paraguay Union of Churches Mission	2,050,810	187.20	89,753	8.19	7,407	103,790	24	558,677	2,810,461	256.55	10,955	89,095
127 South Brazil Union Conference	61,401,050	322.33	2,618,690	13.75	209,696	3,134,930	257,882	16,333,551	83,955,799	440.74	190,489	2,486,321
128 South Peru Union Mission	16,573,611	79.88	586,582	2.83	48,690	191,003	222	2,054,987	19,455,095	93.77	207,470	585,419
129 Southeast Brazil Union Conference	54,661,251	287.25	2,079,200	10.93	165,014	2,300,526	21,785	15,440,582	74,668,358	392.39	190,293	1,966,254
130 Uruguay Union of Churches Mission	2,085,123	251.86	64,036	7.73	5,319	85,273	184	514,018	2,753,953	332.64	8,279	62,756
131 West Central Brazil Union Mission	40,992,388	365.01	1,738,437	15.48	139,499	18	2,334	12,426,826	55,299,502	492.40	112,305	1,652,016
DIVISION TOTALS	472,723,528	199.68	19,786,432	8.36	1,582,902	19,912,202	639,287	145,117,832	659,762,183	278.69	2,367,367	18,889,777

SOUTH PACIFIC DIVISION

1 AUSTRALIAN UNION CONFERENCE												
2 Greater Sydney Conference	10,852,176	1,166.02	474,776	51.01	60,945	384,345	164,739	4,959,046	16,896,027	1,815.41	9,307	456,482
3 North New South Wales Conference	11,495,898	1,008.32	719,321	63.09	90,369	195,106	100,173	3,971,340	16,572,207	1,453.57	11,401	684,839
4 Northern Australian Conference	2,493,272	958.21	146,098	56.15	21,215	100,290	27,757	828,251	3,616,883	1,390.04	2,602	140,407
5 South Australian Conference	2,796,402	949.54	141,545	48.06	15,088	151,429	34,246	780,323	3,919,033	1,330.74	2,945	137,943

GENERAL STATISTICS BY DIVISIONS FOR 2016

Conference or Mission	Tithe and Offerings										Per Capita Basis	
	7	8	9	10	11	12a	12b	13	14a	14b	Membership Basis for Per Capita Calculations June 30, 2015	17
1	Tithe	Tithe Per Capita	World Mission Fund, Including Sabbath School	World Mission Fund Per Capita	Other General Conference Funds	Intradivision Funds	Ingathering Funds	Local Church Funds	Total Tithe and Offerings	Total Tithe and Offerings Per Capita		Sabbath School Mission Offerings
	US\$	US\$	US\$	US\$	US\$	US\$	US\$	US\$	US\$	US\$	US\$	US\$
SOUTH PACIFIC DIVISION (CONT'D)												
AUSTRALIAN UNION CONFERENCE (CONT'D)												
6 South New South Wales Conference	2,410,166	877.06	158,213	57.57	20,397	72,724	15,749	692,102	3,369,351	1,226.11	2,748	152,353
7 South Queensland Conference	10,618,357	877.33	657,435	54.32	88,647	373,302	121,269	5,115,965	16,974,975	1,402.54	12,103	626,308
8 Tasmanian Conference	992,638	831.36	92,382	77.37	11,929	48,640	7,636	360,901	1,514,126	1,268.11	1,194	87,597
9 Victorian Conference	10,546,079	989.87	584,280	54.84	78,564	315,815	172,247	4,048,482	15,745,467	1,477.89	10,654	542,803
10 Western Australian Conference	5,637,624	897.14	312,724	49.77	66,819	507,886	58,362	1,604,542	8,187,957	1,302.98	6,284	302,478
Totals	57,842,612	976.44	3,286,774	55.48	453,973	2,149,537	702,178	22,360,952	86,796,026	1,465.21	59,238	3,131,210
NEW ZEALAND PACIFIC UNION CONF												
12 Cook Islands Mission	336,757	350.42	24,520	25.52	1,196	14,186		64,030	440,689	458.57	961	23,107
13 French Polynesia Mission	3,199,719	647.32	200,106	40.48	8,494	201,787		455,776	4,065,882	822.55	4,943	190,081
14 New Caledonia Mission	524,950	569.36	19,081	20.70	931	12,644		49,971	607,577	658.98	922	17,982
15 North New Zealand Conference	6,805,241	656.31	225,248	21.72	40,423	234,021	9,464	10,010,782	17,325,179	1,670.86	10,369	214,798
16 South New Zealand Conference	1,767,263	807.71	68,947	31.51	13,413	65,383	3,832	629,405	2,548,243	1,164.64	2,188	64,362
17 Pitcairn Island Attached Church	6,866	312.09	363	16.50	18	179		1,215	8,641	392.77	22	342
Totals	12,640,796	651.42	538,265	27.74	64,475	528,200	13,296	11,211,179	24,996,211	1,288.13	19,405	510,672
PAPUA NEW GUINEA UNION MISSION												
19 Bougainville Mission	731,601	117.91	47,944	7.73	2,340	45,140		127,841	954,866	153.89	6,205	45,182
20 Central Papua Conference	4,745,410	145.53	364,572	11.18	17,790	316,435		1,335,090	6,779,297	207.90	32,608	343,575
21 Eastern Highlands Simbu Mission	2,510,191	48.41	183,666	3.54	8,962	162,701		479,791	3,345,311	64.52	51,851	173,088
22 Madang Manus Mission	747,825	64.19	54,143	4.65	2,810	48,173		141,370	994,321	85.34	11,651	50,864
23 Morobe Mission	1,437,158	60.28	61,950	2.60	2,855	71,674		161,660	1,735,297	72.78	23,843	58,543
24 New Britain New Ireland Mission	1,062,407	72.14	92,865	6.31	4,532	76,914		245,449	1,482,167	100.64	14,728	87,517
25 Northern and Milne Bay Mission	37,226	3.35	1,995	0.18	97	2,052		5,215	46,585	4.19	11,125	1,880
26 Sepik Mission	1,035,368	91.96	62,080	5.51	3,029	60,207		161,574	1,322,258	117.44	11,259	58,505
27 South West Papua Mission												10,533
28 Western Highlands Mission	2,358,138	33.13	204,623	2.87	9,985	169,326		537,471	3,279,543	46.07	71,181	192,839
Totals	14,665,324	59.86	1,073,838	4.38	52,400	952,622		3,195,461	19,939,645	81.39	244,984	1,011,993
TRANS PACIFIC UNION MISSION												
30 Fiji Mission	2,164,685	87.99	128,002	5.20	6,246	104,724		334,708	2,738,365	111.31	24,602	120,630
31 Kiribati Mission	164,829	62.74	5,294	2.02	258	5,696		13,494	189,571	72.16	2,627	4,989
32 Samoa-Tokelau Mission	699,458	79.24	64,198	7.27	3,133	45,123		167,542	979,454	110.96	8,827	60,501
33 Solomon Islands Mission	2,242,669	46.69	133,400	2.78	6,510	108,766		348,187	2,839,532	59.12	48,034	125,717
34 Tonga Mission	491,428	160.60	29,734	9.72	837	24,057		77,474	623,530	203.77	3,060	28,022
35 Vanuatu Mission	2,159,583	100.05	125,172	5.80	6,108	102,260		322,254	2,715,377	125.80	21,585	117,963
36 American Samoa Attached Region	555,771	261.54	43,893	20.66	2,142	32,435		161,184	795,425	374.32	2,125	41,365
37 Niue Attached Church	8,396	1,199.43	598	85.43	29	462		1,595	11,080	1,582.86	7	564
38 Tuvalu Attached District	19,643	62.56	1,423	4.53	683	1,080		3,719	26,548	84.55	314	1,341
Totals	8,506,462	76.48	531,714	4.78	25,946	424,603		1,430,157	10,918,882	98.17	111,226	501,092
Note—Statistics for Nauru Attached Church are on the Trans Pacific Union row.												
39 SOUTH PACIFIC DIVISION	262,796								262,796			45
40 Australian Union Conference	57,842,612	976.44	3,286,774	55.48	453,973	2,149,537	702,178	22,360,952	86,796,026	1,465.21	59,238	3,131,210
41 New Zealand Pacific Union Conference	12,640,796	651.42	538,265	27.74	64,475	528,200	13,296	11,211,179	24,996,211	1,288.13	19,405	510,672
42 Papua New Guinea Union Mission	14,665,324	59.86	1,073,838	4.38	52,400	952,622		3,195,461	19,939,645	81.39	244,984	1,011,993
43 Trans Pacific Union Mission	8,506,462	76.48	531,714	4.78	25,946	424,603		1,430,157	10,918,882	98.17	111,226	501,092
DIVISION TOTALS	93,917,990	215.98	5,430,591	12.49	596,794	4,054,962	715,474	38,197,749	142,913,560	328.65	434,853	5,154,967
SOUTHERN AFRICA-INDIAN OCEAN DIVISION												
1 BOTSWANA UNION CONFERENCE	3,537		1,075			1,613		2,688	8,913			80,295
2 North Botswana Conference	791,462	36.00	30,427	1.38		45,641		76,068	943,598	42.91	21,988	
3 South Botswana Conference	1,872,617	96.58	61,864	3.19		92,795		154,659	2,181,935	112.53	19,389	
4 Reconciled Wld Mission & Other GC Funds			(7,189)		7,189							
Totals	2,667,616	64.47	86,177	2.08	7,189	140,049		233,415	3,134,446	75.75	41,377	80,295
5 INDIAN OCEAN UNION CONFERENCE	37,815								37,815			208,114
6 Central Malagasy Conference	1,416,003	24.33	56,403	0.97		84,605		141,008	1,698,019	29.18	58,188	
7 Mahajanga Mission	350,290	11.77	21,997	0.74		32,996		54,993	460,276	15.46	29,772	
8 Mauritius Conference	1,175,020	246.59	53,386	11.20		80,078		133,464	1,441,948	302.61	4,765	
9 Mayotte Field Station												95
10 North Malagasy Conference	540,037	20.47	34,790	1.32		52,186		86,976	713,989	27.06	26,384	
11 Reunion Conference	916,163	678.64	46,479	34.43		69,719		116,198	1,148,559	850.78	1,350	
12 Seychelles Mission	378,481	395.07	16,523	17.25		24,785		41,308	461,097	481.31	958	
13 South Malagasy Conference	310,723	13.06	12,540	0.53		18,810		31,349	373,422	15.69	23,798	
14 Reconciled Wld Mission & Other GC Funds			(18,634)		18,634							
Totals	5,124,532	35.27	223,484	1.54	18,634	363,179		605,296	6,335,125	43.60	145,310	208,114
15 MALAWI UNION CONFERENCE	37,643								37,643			155,806
16 Central Malawi Conference	1,642,295	22.69	62,072	0.86		93,109		155,181	1,952,657	26.98	72,374	
17 North Malawi Field	460,203	5.97	19,409	0.25		29,114		48,523	557,249	7.23	77,120	
18 South Malawi Field	2,265,616	7.12	99,688	0.31		149,533		249,221	2,764,058	8.68	318,334	
19 Reconciled Wld Mission & Other GC Funds			(13,950)		13,950							
Totals	4,405,757	9.42	167,219	0.36	13,950	271,756		452,925	5,311,607	11.35	467,828	155,806

STATISTICAL REPORT FOR 2016

Conference or Mission	Tithe and Offerings										Per Capita Basis	
1	7	8	9	10	11	12a	12b	13	14a	14b	Membership Basis	17
Conference or Mission	Tithe	Tithe Per Capita	World Mission Fund, Including Sabbath School	World Mission Fund Per Capita	Other General Conference Funds	Intradivision Funds	Ingathering Funds	Local Church Funds	Total Tithe and Offerings	Total Tithe and Offerings Per Capita	for Per Capita Calculations June 30, 2015	Sabbath School Mission Offerings
	US\$	US\$	US\$	US\$	US\$	US\$	US\$	US\$	US\$	US\$	US\$	US\$
SOUTHERN AFRICA-INDIAN OCEAN DIVISION (CONT'D)												
20 MOZAMBIQUE UNION MISSION	3,906	3,906	51,919
21 Central Mission	286,940	4.44	13,024	0.20	...	19,536	...	32,560	352,060	5.45	64,557	...
22 North Mission	140,983	0.60	18,970	0.08	...	28,454	...	47,424	235,831	1.01	233,520	...
23 North-East Mission	78,685	6.20	6,367	0.50	...	9,550	...	15,917	110,519	8.71	12,695	...
24 South Mission	325,045	12.53	22,381	0.86	...	33,571	...	55,952	436,949	16.84	25,951	...
25 Reconciled Wrld Mission & Other GC Funds	(4,649)	...	4,649
Totals	835,559	2.48	56,093	0.17	4,649	91,111	...	151,853	1,139,265	3.38	336,723	51,919
26 NORTH-EASTERN ANGOLA UN MISSION	290,985
27 East Association Mission	689,649	19.17	23,859	0.66	...	35,789	...	59,648	808,945	22.48	35,981	...
28 North Association Mission	6,504,538	50.03	314,427	2.42	...	471,641	...	786,068	8,076,674	62.13	130,004	...
29 Reconciled Wrld Mission & Other GC Funds	(26,053)	...	26,053
Totals	7,194,187	43.34	312,233	1.88	26,053	507,430	...	845,716	8,885,619	53.53	165,985	290,985
30 NORTHERN ZAMBIA UNION CONF	462,346
31 Central Zambia Conference	560,652	3.47	50,877	0.32	...	76,315	...	127,191	815,035	5.05	161,361	...
32 Copperbelt Zambia Conference	2,493,720	29.06	203,966	2.38	...	305,949	...	509,915	3,513,550	40.94	85,819	...
33 Luapula Zambia Field	2,796,711	15.74	261,794	1.47	...	392,690	...	654,484	4,105,679	23.10	177,705	...
34 North Zambia Field	440,602	6.79	20,975	0.32	...	31,463	...	52,438	545,478	8.41	64,853	...
35 Reconciled Wrld Mission & Other GC Funds	(41,396)	...	41,396
Totals	6,291,685	12.85	496,216	1.01	41,396	806,417	...	1,344,028	8,979,742	18.34	489,738	462,346
36 SOUTHERN AFRICA UNION CONF	396	396	541,263
37 Cape Conference	6,604,037	160.29	109,941	2.67	...	164,911	...	274,852	7,153,741	173.63	41,201	...
38 KwaZulu Natal-Free State Conference	3,368,916	181.22	77,639	4.18	...	116,458	...	194,097	3,757,110	202.10	18,590	...
39 Lesotho Conference	264,335	32.25	7,652	0.93	...	11,478	...	19,129	302,594	36.92	8,196	...
40 North Namibia Conference
41 Northern Conference	6,899,554	351.02	245,820	12.51	...	368,730	...	614,549	8,128,653	413.55	19,656	...
42 South Namibia Conference	1,808,844	333.00	52,091	9.59	...	78,136	...	130,227	2,069,298	380.95	5,432	...
43 Swaziland Conference	564,352	75.70	12,443	1.67	...	18,664	...	31,106	626,565	84.05	7,455	...
44 Trans-Orange Conference	5,035,770	110.64	103,889	2.28	...	155,833	...	259,722	5,555,214	122.05	45,516	...
45 Reconciled Wrld Mission & Other GC Funds	(48,462)	...	48,462
Totals	24,546,204	153.27	561,013	3.50	48,462	914,210	...	1,523,682	27,593,571	172.30	160,153	541,263
46 SOUTHERN ZAMBIA UNION CONF	411,360
47 East Zambia Field	375,920	13.25	15,977	0.56	...	23,965	...	39,942	455,804	16.07	28,370	...
48 Lusaka Conference	3,569,340	25.00	246,195	1.72	...	369,292	...	615,487	4,800,314	33.62	142,766	...
49 South Zambia Conference	2,146,790	7.00	188,621	0.61	...	282,931	...	471,552	3,089,894	10.07	306,894	...
50 West Zambia Field	488,606	7.01	27,533	0.40	...	41,300	...	68,833	626,272	8.99	69,671	...
51 Reconciled Wrld Mission & Other GC Funds	(36,831)	...	36,831
Totals	6,580,656	12.02	441,495	0.81	36,831	717,488	...	1,195,814	8,972,284	16.38	547,701	411,360
52 SOUTH-WESTERN ANGOLA UN MISS	335,799
53 Central Association Mission	4,236,401	24.19	254,666	1.45	...	381,998	...	636,664	5,509,729	31.46	175,130	...
54 South Association Mission	2,054,567	24.94	135,799	1.65	...	203,698	...	339,496	2,733,560	33.18	82,374	...
55 Reconciled Wrld Mission & Other GC Funds	(30,066)	...	30,066
Totals	6,290,968	24.43	360,399	1.40	30,066	585,696	...	976,160	8,243,289	32.01	257,504	335,799
56 ZIMBABWE UNION CONFERENCE	26,044	...	591	886	...	1,477	28,998	623,041
57 Central Zimbabwe Conference	1,555,920	11.02	108,011	0.76	...	162,016	...	270,027	2,095,974	14.84	141,249	...
58 East Zimbabwe Conference	3,341,515	19.96	162,005	0.97	...	243,008	...	405,013	4,151,541	24.80	167,393	...
59 North Zimbabwe Conference	2,970,993	20.72	134,804	0.94	...	202,206	...	337,010	3,645,013	25.42	143,365	...
60 North-West Zimbabwe Conference	1,058,937	8.30	90,917	0.71	...	136,375	...	227,291	1,513,520	11.86	127,609	...
61 South Zimbabwe Conference	1,678,291	18.11	109,856	1.19	...	164,784	...	274,639	2,227,570	24.03	92,681	...
62 West Zimbabwe Conference	1,670,051	11.12	118,283	0.79	...	177,425	...	295,708	2,261,467	15.05	150,247	...
63 Reconciled Wrld Mission & Other GC Funds	(55,784)	...	55,784
Totals	12,301,751	14.96	668,683	0.81	55,784	1,086,700	...	1,811,165	15,924,083	19.36	822,544	623,041
64 ATTACHED FIELD
65 Sao Tome and Principe Mission	194,311	30.51	9,546	1.50	...	14,319	...	23,865	242,041	38.00	6,369	8,209
66 Reconciled Wrld Mission & Other GC Funds	(735)	...	735
Totals	194,311	30.51	8,811	1.38	735	14,319	...	23,865	242,041	38.00	6,369	8,209
67 SOUTHERN AFRICA-INDIAN OCEAN DIV	55,556	55,556
68 Botswana Union Conference	2,667,616	64.47	86,177	2.08	7,189	140,049	...	233,415	3,134,446	75.75	41,377	80,295
69 Indian Ocean Union Conference	5,124,532	35.27	223,484	1.54	18,634	363,179	...	605,296	6,335,125	43.60	145,310	208,114
70 Malawi Union Conference	4,405,757	9.42	167,219	0.36	13,950	271,756	...	452,925	5,311,607	11.35	467,828	155,806
71 Mozambique Union Mission	835,559	2.48	56,093	0.17	4,649	91,111	...	151,853	1,139,265	3.38	336,723	51,919
72 North-Eastern Angola Union Mission	7,194,187	43.34	312,233	1.88	26,053	507,430	...	845,716	8,885,619	53.53	165,985	290,985
73 Northern Zambia Union Conference	6,291,685	12.85	496,216	1.01	41,396	806,417	...	1,344,028	8,979,742	18.34	489,738	462,346
74 Southern Africa Union Conference	24,546,204	153.27	561,013	3.50	48,462	914,210	...	1,523,682	27,593,571	172.30	160,153	541,263
75 Southern Zambia Union Conference	6,580,656	12.02	441,495	0.81	36,831	717,488	...	1,195,814	8,972,284	16.38	547,701	411,360
76 South-Western Angola Union Mission	6,290,968	24.43	360,399	1.40	30,066	585,696	...	976,160	8,243,289	32.01	257,504	335,799
77 Zimbabwe Union Conference	12,301,751	14.96	668,683	0.81	55,784	1,086,700	...	1,811,165	15,924,083	19.36	822,544	623,041
78 Attached Field	194,311	30.51	8,811	1.38	735	14,319	...	23,865	242,041	38.00	6,369	8,209
DIVISION TOTALS	76,488,782	22.23	3,381,823	0.98	283,749	5,498,355	...	9,163,919	94,816,628	27.55	3,441,232	3,169,137

GENERAL STATISTICS BY DIVISIONS FOR 2016

Conference or Mission	Tithe and Offerings										Per Capita Basis	
	7	8	9	10	11	12a	12b	13	14a	14b	Membership Basis for Per Capita Calculations June 30, 2015	17
1	Tithe	Tithe Per Capita	World Mission Fund, Including Sabbath School	World Mission Fund Per Capita	Other General Conference Funds	Intradivision Funds	Ingathering Funds	Local Church Funds	Total Tithe and Offerings	Total Tithe and Offerings Per Capita		Sabbath School Mission Offerings
	US\$	US\$	US\$	US\$	US\$	US\$	US\$	US\$	US\$	US\$	US\$	US\$
SOUTHERN ASIA DIVISION												
1 EAST-CENTRAL INDIA UNION SECTION	46,929	...	46,929
2 Adilabad Region	10,979	...
3 Guntur Region	62,505	0.83	180	0.00	26	90	62,801	0.83	75,521	154
4 Hyderabad Metro Section	94,207	13.06	4,144	0.57	592	2,072	101,015	14.00	7,215	3,552
5 North Andhra Section	189,280	1.17	1,575	0.01	225	787	191,867	1.19	161,187	1,350
6 North Orissa Region	13,219	2.15	16	0.00	2	8	13,245	2.16	6,139	14
7 North Rayalaseema Section	44,980	0.66	401	0.01	57	201	45,639	0.67	68,288	344
8 Northeast Andhra Section	41,867	0.87	91	0.00	13	45	42,016	0.87	48,314	78
9 Northwest Andhra Section	54,623	0.83	329	0.01	47	165	55,164	0.84	65,474	282
10 Orissa Section	35,105	0.78	834	0.02	119	417	36,475	0.81	45,196	715
11 South Andhra Section	219,420	1.72	1,074	0.01	153	537	221,184	1.73	127,930	921
12 South Rayalaseema Section	45,987	0.59	3,616	0.05	517	1,808	51,928	0.67	77,987	3,099
13 Southeast Andhra Section	71,906	0.49	791	0.01	113	395	73,205	0.50	146,737	678
14 Vishaka Metro Region	36,082	4.14	1,207	0.14	172	603	38,064	4.37	8,708	1,034
15 West Andhra Section	67,519	0.57	184	0.00	26	92	67,821	0.57	118,297	158
Totals	976,700	1.01	14,442	0.01	2,062	...	46,929	7,220	1,047,353	1.08	967,972	12,379
16 NORTHEAST INDIA UNION SECTION
17 Arunachal Pradesh Region	23,070	80.10	731	2.54	97	365	24,263	84.25	288	634
18 Assam Region	35,317	6.93	2,750	0.54	387	1,375	39,829	7.82	5,096	2,363
19 Garo Section	248,825	30.50	18,796	2.30	1,845	9,398	278,864	34.18	8,159	16,952
20 Khasi Jaintia Conference	317,778	71.31	22,894	5.14	1,942	11,447	354,061	79.46	4,456	15,416
21 Manipur Conference	378,716	56.78	18,828	2.82	2,528	9,414	409,486	61.39	6,670	16,301
22 Mizo Conference	883,408	45.73	47,418	2.45	4,784	23,709	959,319	49.66	19,317	42,246
23 Nagaland Region	54,806	77.85	2,478	3.52	339	1,239	58,862	83.61	704	2,090
Totals	1,941,920	43.45	113,895	2.55	11,922	56,947	2,124,684	47.54	44,690	96,002
24 NORTHERN INDIA UNION SECTION	43,725	...	43,725
25 Bihar Region	7,631	1.90	442	0.11	63	221	8,357	2.08	4,019	379
26 Chhattisgarh Region	5,453	1.25	5,453	1.25	4,360	...
27 Delhi Metro Region	75,636	22.95	3,993	1.21	570	1,996	82,195	24.95	3,295	3,422
28 Eastern Jharkhand Section	29,905	6.87	1,504	0.35	215	752	32,376	7.44	4,351	1,289
29 Eastern Uttar Pradesh Region	19,132	0.43	3,260	0.07	275	1,630	24,297	0.54	44,638	1,648
30 Haryana Region	22,554	2.87	677	0.09	97	338	23,666	3.01	7,861	580
31 Himachal Pradesh Region	10,945	2.29	893	0.19	128	446	12,412	2.60	4,774	765
32 Madhya Bharat Section	51,413	6.90	563	0.08	80	281	52,337	7.02	7,454	482
33 North Bengal Section	54,724	5.12	4,869	0.46	561	2,434	62,588	5.85	10,697	4,307
34 North India Section	64,926	5.27	3,357	0.27	441	1,679	70,403	5.72	12,310	2,644
35 South Bengal Section	38,305	1.84	834	0.04	119	417	39,675	1.90	20,870	715
36 Upper Ganges Section	54,037	3.37	1,690	0.11	241	845	56,813	3.54	16,028	1,449
37 Western Jharkhand Section	117,895	13.18	5,518	0.62	748	2,759	126,920	14.19	8,943	4,770
38 Western Uttar Pradesh Region	38,073	1.91	1,393	0.07	199	697	40,362	2.03	19,920	1,194
Totals	590,629	3.48	28,993	0.17	3,737	...	43,725	14,495	681,579	4.02	169,520	23,644
39 SOUTH-CENTRAL INDIA UN SECTION	25,810	...	25,810
40 Bangalore Metro Conference	561,982	37.60	30,801	2.06	4,400	15,400	612,583	40.98	14,947	26,401
41 Goa-West Karnataka Section	40,324	1.79	4,012	0.18	573	2,006	46,915	2.09	22,473	3,438
42 Kolar-Chinthamani Region	15,535	1.31	1,519	0.13	217	759	18,030	1.52	11,865	1,302
43 North Karnataka Section	33,670	1.65	3,803	0.19	543	1,902	39,918	1.95	20,442	3,260
44 Raichur-Bellary Region	8,090	4.75	1,285	0.75	184	643	10,202	5.99	1,704	1,102
45 South Karnataka Section	61,448	15.35	4,586	1.15	655	2,293	68,982	17.24	4,002	3,931
Totals	721,049	9.56	46,006	0.61	6,572	...	25,810	23,003	822,440	10.90	75,433	39,434
46 SOUTHEAST INDIA UNION SECTION	81,064	...	81,064
47 Chennai Metro Section	332,699	21.04	20,594	1.30	2,884	10,297	366,474	23.17	15,814	17,710
48 Coimbatore Tirupur Region	58,192	14.35	3,445	0.85	492	1,722	63,851	15.75	4,054	2,952
49 Dharmapuri Region	108,847	30.24	8,851	2.46	1,264	4,426	123,388	34.28	3,599	7,587
50 Erode Nilgiris Section	70,862	8.33	5,145	0.60	735	2,573	79,315	9.32	8,507	4,410
51 Kanchipuram-Chengalpattu Section	67,600	31.02	3,819	1.75	546	1,909	73,874	33.90	2,179	3,273
52 North Tamil Conference	151,508	5.50	11,353	0.41	1,622	5,676	170,159	6.18	27,554	9,731
53 Pudukottai-Thirumayam Region	14,533	12.03	1,621	1.34	232	810	17,196	14.24	1,208	1,389
54 Sivagangai Ramanathapuram Section	21,961	3.52	1,540	0.25	220	770	24,491	3.92	6,241	1,320
55 South Tamil Conference	413,110	11.06	33,066	0.89	4,695	16,533	467,404	12.52	37,342	28,371
56 Thanjavur-Karaikal Section	86,155	15.03	4,606	0.80	658	2,303	93,722	16.35	5,731	3,948
57 Theni-Periyakulam Region	23,568	6.63	1,562	0.44	223	781	26,134	7.35	3,557	1,339
58 Vellore Region	82,969	19.72	6,781	1.61	969	3,390	94,109	22.36	4,208	5,812
59 Villupuram-Tindivanam Region	46,530	15.33	3,332	1.10	476	1,666	52,004	17.13	3,035	2,856
Totals	1,478,534	12.02	105,715	0.86	15,016	...	81,064	52,856	1,733,185	14.09	123,029	90,698
60 SOUTHWEST INDIA UNION SECTION	32,635	...	32,635
61 Alappuzha-Pathanamthitta Section	56,798	30.95	3,689	2.01	527	1,844	62,858	34.26	1,835	3,162
62 Idukki Section	52,622	11.10	1,871	0.39	267	936	55,696	11.75	4,742	1,604
63 Malabar Region	13,597	9.29	1,104	0.75	158	552	15,411	10.53	1,463	947
64 North Kerala Section	140,594	18.57	9,225	1.22	1,318	4,612	155,749	20.57	7,571	7,907
65 South Kerala Section	187,459	8.91	13,907	0.66	1,987	6,953	210,306	10.00	21,041	11,920
Totals	451,070	12.31	29,796	0.81	4,257	...	32,635	14,897	532,655	14.53	36,652	25,540

STATISTICAL REPORT FOR 2016

Conference or Mission	Tithe and Offerings										Per Capita Basis	17
1	7	8	9	10	11	12a	12b	13	14a	14b	Membership Basis for Per Capita Calculations June 30, 2015	17
Conference or Mission	Tithe	Tithe Per Capita	World Mission Fund, Including Sabbath School	World Mission Fund Per Capita	Other General Conference Funds	Intradivision Funds	Ingathering Funds	Local Church Funds	Total Tithe and Offerings	Total Tithe and Offerings Per Capita	Membership Basis for Per Capita Calculations June 30, 2015	Sabbath School Mission Offerings
	US\$	US\$	US\$	US\$	US\$	US\$	US\$	US\$	US\$	US\$	US\$	US\$

SOUTHERN ASIA DIVISION (CONT'D)

66 WESTERN INDIA UNION SECTION							40,496		40,496			
67 Central Maharashtra Conference	215,087	12.24	9,109	0.52	1,301			4,555	230,052	13.09	17,573	7,808
68 Gujarat Conference	191,049	7.56	9,929	0.39	1,418			4,965	207,361	8.21	25,268	8,510
69 Mumbai Metro Section	68,568	6.91	3,833	0.39	548			1,917	74,866	7.54	9,924	3,286
70 North Maharashtra Section	45,363	1.35	1,760	0.05	251			880	48,254	1.43	33,683	1,508
71 Saurashtra Region	7,697	2.10	333	0.09	48			167	8,245	2.25	3,658	286
72 South Gujarat Region	16,438	5.56	1,433	0.48	205			716	18,792	6.36	2,956	1,228
73 South Maharashtra Section	57,713	5.80	2,092	0.21	299			1,046	61,150	6.14	9,953	1,793
74 Vidarbha Region (Nagpur)	23,146	2.24	362	0.04	52			181	23,741	2.30	10,327	310
Totals	625,061	5.51	28,851	0.25	4,122		40,496	14,427	712,957	6.29	113,342	24,729
75 ATTACHED FIELDS												
76 Andaman and Nicobar Island Region	1,394	4.82	200	0.69	29			100	1,723	5.96	289	172
77 East Himalayan Field	5,574	8.01	395	0.57	56			198	6,223	8.94	696	339
78 Nepal Section	23,124	2.56	376	0.04	54			188	23,742	2.63	9,035	110
Totals	30,092	3.00	971	0.10	139			486	31,688	3.16	10,020	621
79 SOUTHERN ASIA DIVISION												
80 East-Central India Union Section	976,700	1.01	14,442	0.01	2,062		46,929	7,220	1,047,353	1.08	967,972	12,379
81 Northeast India Union Section	1,941,920	43.45	113,895	2.55	11,922			56,947	2,124,684	47.54	44,690	96,002
82 Northern India Union Section	590,629	3.48	28,993	0.17	3,737		43,725	14,495	681,579	4.02	169,520	23,644
83 South-Central India Union Section	721,049	9.56	46,006	0.61	6,572		25,810	23,003	822,440	10.90	75,433	39,434
84 Southeast India Union Section	1,478,534	12.02	105,715	0.86	15,016		81,064	52,856	1,733,185	14.09	123,029	90,698
85 Southwest India Union Section	451,070	12.31	29,796	0.81	4,257		32,635	14,897	532,655	14.53	36,652	25,540
86 Western India Union Section	625,061	5.51	28,851	0.25	4,122		40,496	14,427	712,957	6.29	113,342	24,729
87 Attached Fields	30,092	3.00	971	0.10	139			486	31,688	3.16	10,020	621
DIVISION TOTALS	6,815,055	4.42	368,669	0.24	47,827		270,659	184,331	7,686,541	4.99	1,540,658	313,047

SOUTHERN ASIA-PACIFIC DIVISION

1 BANGLADESH UNION MISSION	23,562								23,562			9,293
2 East Bangladesh Mission	93,243	23.03	4,461	1.10		5,243		9,704	112,651	27.83	4,048	
3 North Bangladesh Mission	64,200	8.81	1,470	0.20		1,732		3,202	70,604	9.69	7,284	
4 South Bangladesh Mission	110,050	12.46	3,002	0.34		3,533		6,535	123,120	13.94	8,834	
5 West Bangladesh Mission	62,192	7.65	1,873	0.23		2,198		4,071	70,334	8.66	8,125	
6 Reconciled Wrlld Mission & Other GC Funds			(832)		832							
Totals	353,247	12.49	9,974	0.35	832	12,706		23,512	400,271	14.15	28,291	9,293
7 CENTRAL PHILIPPINE UNION CONF.	24,245								24,245			236,343
8 Central Visayan Conference	2,325,044	67.48	72,826	2.11		85,639		158,465	2,641,974	76.68	34,454	
9 East Visayan Conference	1,252,482	49.14	36,232	1.42		42,605		78,837	1,410,156	55.33	25,488	
10 Negros Occidental Conference	1,827,328	42.99	64,072	1.51		75,348	16,415	139,420	2,122,583	49.93	42,508	
11 Negros Oriental-Siquijor Mission	673,213	43.59	21,277	1.38		25,020		46,297	765,807	49.58	15,445	
12 Romblon Adventist Mission	413,057	52.65	15,856	2.02		18,645	4,440	34,501	486,499	62.01	7,845	
13 West Visayan Conference	1,410,143	35.32	64,554	1.62		75,911		140,465	1,691,073	42.36	39,926	
14 Reconciled Wrlld Mission & Other GC Funds			(21,161)		21,161							
Totals	7,925,512	47.84	253,656	1.53	21,161	323,168	20,855	597,985	9,142,337	55.19	165,666	236,343
15 EAST INDONESIA UNION CONFERENCE												420,505
16 Bolaang Mongondow and Gorontalo Mission	433,718	71.57	24,549	4.05		28,870		53,419	540,556	89.20	6,060	
17 Central Sulawesi Mission	388,900	43.70	13,910	1.56		16,361		30,271	449,442	50.50	8,900	
18 Luwu Tana Toraja Mission	221,524	81.03	14,624	5.35		17,197		31,821	285,166	104.30	2,734	
19 Maluku Mission	387,305	59.65	32,859	5.06		38,643		71,502	530,309	81.67	6,493	
20 Minahasa Conference	1,330,891	50.36	76,972	2.91		90,511		167,483	1,665,857	63.04	26,426	
21 North Minahasa Conference	2,248,196	81.99	107,222	3.91		126,086		233,308	2,714,812	99.01	27,419	
22 Northern Island Mission	250,011	65.81	17,380	4.57		20,436		37,816	325,643	85.72	3,799	
23 Papua Mission	1,306,839	86.00	128,065	8.43		150,595		278,660	1,864,159	122.67	15,196	
24 South Sulawesi Conference	477,669	206.43	32,072	13.86		37,717		69,789	617,247	266.74	2,314	
25 West Papua Mission	352,808	33.17	41,306	3.88		48,571		89,877	532,562	50.07	10,637	
26 Reconciled Wrlld Mission & Other GC Funds			(37,650)		37,650							
Totals	7,397,861	67.27	451,309	4.10	37,650	574,987		1,063,946	9,525,753	86.62	109,978	420,505
27 MYANMAR UNION MISSION	19,605								19,605			67,975
28 Ayeyarwady Mission	226,866	31.10	9,807	1.34		11,533		21,340	269,546	36.95	7,295	
29 Central Myanmar Mission	150,980	34.82	7,357	1.70		8,650		16,007	182,994	42.20	4,336	
30 South East Mission	235,937	48.96	12,357	2.56		14,532		26,889	289,715	60.12	4,819	
31 Upper Myanmar Mission	442,662	55.00	27,835	3.46		32,732		60,567	563,796	70.05	8,048	
32 Yangon Attached District	352,263	66.89	21,685	4.12		25,501		47,186	446,635	84.81	5,266	
33 Reconciled Wrlld Mission & Other GC Funds			(6,086)		6,086							
Totals	1,428,313	47.99	72,955	2.45	6,086	92,948						

GENERAL STATISTICS BY DIVISIONS FOR 2016

Conference or Mission	Tithe and Offerings										Per Capita Basis	
	7	8	9	10	11	12a	12b	13	14a	14b	Membership Basis for Per Capita Calculations June 30, 2015	17
1	7	8	9	10	11	12a	12b	13	14a	14b	Membership Basis for Per Capita Calculations June 30, 2015	17
Conference or Mission	Tithe	Tithe Per Capita	World Mission Fund, Including Sabbath School	World Mission Fund Per Capita	Other General Conference Funds	Intradivision Funds	Ingathering Funds	Local Church Funds	Total Tithe and Offerings	Total Tithe and Offerings Per Capita	Membership Basis for Per Capita Calculations June 30, 2015	Sabbath School Mission Offerings
	US\$	US\$	US\$	US\$	US\$	US\$	US\$	US\$	US\$	US\$	US\$	US\$
SOUTHERN ASIA-PACIFIC DIVISION (CONT'D)												
NORTH PHILIPPINE UNION CONF (CONT'D)												
38 Palawan Adventist Mission	1,634,524	66.61	52,724	2.15	...	62,002	...	114,726	1,863,976	75.97	24,537	...
39 South-Central Luzon Conference	1,338,152	24.21	41,254	0.75	...	48,512	6,122	89,766	1,523,806	27.57	55,263	...
40 Southern Luzon Mission	1,161,261	42.81	38,738	1.43	...	45,552	...	84,290	1,329,841	49.03	27,125	...
41 Reconciled Wrld Mission & Other GC Funds	(35,681)	...	35,681
Totals	13,324,151	40.31	427,711	1.29	35,681	544,922	41,381	1,008,314	15,382,160	46.53	330,573	398,517
PAKISTAN UNION SECTION												
42 Northern Section	122,590	21.42	5,333	0.93	...	6,272	...	11,605	145,800	25.48	5,722	6,704
44 Southern Section	129,446	29.21	2,462	0.56	...	2,896	...	5,358	140,162	31.63	4,431	...
45 Reconciled Wrld Mission & Other GC Funds	(600)	...	600
Totals	252,036	24.82	7,195	0.71	600	9,168	...	16,963	285,962	28.17	10,153	6,704
SOUTH PHILIPPINE UNION CONF												
46 Davao Mission	3,138,885	37.65	163,687	1.96	...	192,487	30,201	356,174	3,881,434	46.55	83,381	498,290
48 North Central Mindanao Conference	2,086,574	26.52	128,619	1.63	...	151,250	38,460	279,869	2,684,772	34.12	78,679	...
49 Northeastern Mindanao Mission	3,782,303	40.47	118,125	1.26	...	138,717	24,526	256,842	4,320,513	46.23	93,458	...
50 Southern Mindanao Mission	2,301,378	19.69	68,843	0.59	...	80,952	28,299	149,795	2,629,267	22.50	116,880	...
51 Western Mindanao Conference	1,859,647	29.78	65,554	1.05	...	77,086	15,351	142,640	2,160,278	34.60	62,441	...
52 Zamboanga Peninsula Mission	1,115,856	31.10	34,579	0.96	...	40,782	12,631	75,361	1,279,209	35.65	35,884	...
53 Reconciled Wrld Mission & Other GC Funds	(44,614)	...	44,614
Totals	14,316,169	30.41	534,793	1.14	44,614	681,274	149,468	1,260,681	16,986,999	36.09	470,723	498,290
SOUTHEAST ASIA UNION MISSION												
54 Cambodia Adventist Mission	213,087	32.76	10,685	1.64	...	12,566	...	23,251	259,589	39.91	6,505	354,999
56 Peninsular Malaysia Mission	1,361,330	239.76	48,088	8.47	...	56,549	...	104,637	1,570,604	276.61	5,678	...
57 Sabah Mission	3,145,838	100.92	123,781	3.97	...	145,559	...	269,340	3,684,518	118.20	31,171	...
58 Sarawak Mission	925,356	50.72	47,442	2.60	...	55,787	...	103,229	1,131,814	62.04	18,244	...
59 Singapore Conference	2,538,267	856.37	93,405	31.51	...	109,840	...	203,245	2,944,757	993.51	2,964	...
60 Thailand Mission	2,300,732	154.33	78,428	5.26	...	92,228	...	170,656	2,642,044	177.22	14,908	...
61 Vietnam Mission	239,122	20.17	8,436	0.71	...	9,920	...	18,356	275,834	23.26	11,858	...
62 Lao Attached Field	82,161	62.48	2,524	1.92	...	2,967	...	5,491	93,143	70.83	1,315	...
63 Reconciled Wrld Mission & Other GC Funds	(31,785)	...	31,785
Totals	10,805,893	116.64	381,004	4.11	31,785	485,416	...	898,205	12,602,303	136.03	92,643	354,999
WEST INDONESIA UNION MISSION												
64 Central Java Mission	538,508	131.57	24,598	6.01	...	25,099	...	49,697	637,902	155.85	4,093	555,192
65 Central Sumatra Mission	747,559	116.92	41,300	6.46	...	52,395	...	93,695	934,949	146.22	6,394	...
67 East Java Conference	941,621	115.59	49,349	6.06	...	58,033	...	107,382	1,156,385	141.96	8,146	...
68 East Kalimantan Mission	1,425,798	311.99	69,352	15.18	...	81,556	...	150,908	1,727,614	378.03	4,570	...
69 Jakarta Conference	6,716,605	246.17	259,357	9.51	...	304,989	...	564,346	7,845,297	287.54	27,284	...
70 North Sumatra Mission	1,188,368	77.79	62,991	4.12	...	74,074	...	137,065	1,462,498	95.73	15,277	...
71 Nusa Tenggara Mission	644,721	80.54	51,737	6.46	...	60,840	...	112,577	869,875	108.67	8,005	...
72 South Sumatra Mission	485,814	63.02	27,708	3.59	...	32,580	...	60,288	606,390	78.66	7,709	...
73 West Java Conference	1,424,498	151.49	71,368	7.59	...	83,923	...	155,291	1,735,080	184.52	9,403	...
74 West Kalimantan Attached District	112,829	20.44	7,171	1.30	...	8,432	...	15,603	144,035	26.09	5,520	...
75 Reconciled Wrld Mission & Other GC Funds	(49,709)	...	49,709
Totals	14,226,321	147.57	595,863	6.18	49,709	781,921	...	1,427,493	17,081,307	177.19	96,401	555,192
ATTACHED FIELDS												
76 Sri Lanka Mission of SDA	240,623	82.49	7,951	2.73	...	9,350	...	17,301	275,225	94.35	2,917	6,838
78 Reconciled Wrld Mission & Other GC Funds	(612)	...	612
79 Timor-Leste Mission	52,581	101.12	1,977	3.80	...	2,324	...	4,301	61,183	117.66	520	1,700
80 Reconciled Wrld Mission & Other GC Funds	(152)	...	152
Totals	293,204	85.31	9,164	2.67	764	11,674	...	21,602	336,408	97.88	3,437	8,538
SOUTHERN ASIA-PACIFIC DIVISION												
81 Bangladesh Union Mission	353,247	12.49	9,974	0.35	832	12,706	...	23,512	400,271	14.15	28,291	9,293
83 Central Philippine Union Conference	7,925,512	47.84	253,656	1.53	21,161	323,168	20,855	597,985	9,142,337	55.19	165,666	236,343
84 East Indonesia Union Conference	7,397,861	67.27	451,309	4.10	37,650	574,987	...	1,063,946	9,525,753	86.62	109,978	420,505
85 Myanmar Union Mission	1,428,313	47.99	72,955	2.45	6,086	92,948	...	171,989	1,772,291	59.54	29,764	67,975
86 North Philippine Union Conference	13,324,151	40.31	427,711	1.29	35,681	544,922	41,381	1,008,314	15,382,160	46.53	330,573	398,517
87 Pakistan Union Section	252,036	24.82	7,195	0.71	600	9,168	...	16,963	285,962	28.17	10,153	6,704
88 South Philippine Union Conference	14,316,169	30.41	534,793	1.14	44,614	681,274	149,468	1,260,681	16,986,999	36.09	470,723	498,290
89 Southeast Asia Union Mission	10,805,893	116.64	381,004	4.11	31,785	485,416	...	898,205	12,602,303	136.03	92,643	354,999
90 West Indonesia Union Mission	14,226,321	147.57	595,863	6.18	49,709	781,921	...	1,427,493	17,081,307	177.19	96,401	555,192
91 Attached Fields	293,204	85.31	9,164	2.67	764	11,674	...	21,602	336,408	97.88	3,437	8,538
DIVISION TOTALS	70,327,048	52.58	2,743,624	2.05	228,882	3,518,184	211,704	6,490,690	83,520,132	62.44	1,337,629	2,556,356
TRANS-EUROPEAN DIVISION												
1 ADRIATIC UNION CONFERENCE
2 Albanian Mission of SDA	47,725	115.56	1,572	3.81	4,828	54,125	131.05	413	860
3 Croatian Conference	1,145,695	409.76	49,646	17.76	27,468	155,252	1,378,061	492.87	2,796	33,061
4 Slovenian Conference	466,476	842.01	41,129	74.24	5,670	47,666	560,941	1,012.53	554	30,211
Totals	1,659,896	441.11	92,347	24.54	33,138	207,746	1,993,127	529.66	3,763	64,132

STATISTICAL REPORT FOR 2016

Conference or Mission	Tithe and Offerings										Per Capita Basis	
1	7	8	9	10	11	12a	12b	13	14a	14b	17	
Conference or Mission	Tithe	Tithe Per Capita	World Mission Fund, Including Sabbath School	World Mission Fund Per Capita	Other General Conference Funds	Intradivision Funds	Ingathering Funds	Local Church Funds	Total Tithe and Offerings	Total Tithe and Offerings Per Capita	Membership Basis for Per Capita Calculations June 30, 2015	Sabbath School Mission Offerings
	US\$	US\$	US\$	US\$	US\$	US\$	US\$	US\$	US\$	US\$	US\$	US\$
TRANS-EUROPEAN DIVISION (CONT'D)												
5 BALTIC UNION CONFERENCE
6 Estonian Conference	700,109	466.74	37,918	25.28	6,847	744,874	496.58	1,500	34,699
7 Latvian Conference	896,959	229.17	43,796	11.19	5,684	946,439	241.81	3,914	41,094
8 Lithuanian Conference	219,531	273.05	5,087	6.33	913	225,531	280.51	804	4,454
Totals	1,816,599	292.15	86,801	13.96	13,444	1,916,844	308.27	6,218	80,247
9 BRITISH UNION CONFERENCE
10 Irish Mission	797,342	1,018.32	44,783	57.19	762	...	2,649	76,098	921,634	1,177.05	783	39,563
11 North England Conference	7,567,221	745.03	376,503	37.07	9,469	...	69,519	722,044	8,744,756	860.96	10,157	344,985
12 Scottish Mission	581,272	934.52	36,243	58.27	828	...	2,498	55,875	676,716	1,087.97	622	33,379
13 South England Conference	18,789,870	797.33	808,147	34.29	17,841	...	145,386	1,778,512	21,539,756	914.02	23,566	771,989
14 Welsh Mission	467,381	778.97	30,496	50.83	357	...	4,254	45,223	547,711	912.85	600	26,291
Totals	28,203,086	789.38	1,296,172	36.28	29,257	...	224,306	2,677,752	32,430,573	907.71	35,728	1,216,207
15 DANISH UNION OF CHURCHES CONF	2,845,513	1,157.18	169,230	68.82	...	170,731	152,665	411,293	3,749,432	1,524.78	2,459	156,590
16 FINLAND UNION OF CHURCHES CONF	2,937,060	605.08	127,040	26.17	12,311	1,159,670	157,881	404,555	4,798,517	988.57	4,854	82,420
17 HUNGARIAN UNION CONFERENCE	53,176	...	660	53,836	660
18 Duna Conference	1,317,352	501.08	59,793	22.74	8,936	1,386,081	527.23	2,629	37,875
19 Tisza Conference	855,547	427.35	39,173	19.57	7,502	902,222	450.66	2,002	26,960
Totals	2,226,075	480.69	99,626	21.51	16,438	2,342,139	505.75	4,631	65,495
20 NETHERLANDS UNION CONFERENCE	3,969,916	697.58	131,346	23.08	4,101,262	720.66	5,691	120,602
21 NORWEGIAN UNION CONFERENCE
22 East Norway Conference	4,388,625	1,519.61	248,961	86.21	23,084	248,025	246,900	417,536	5,573,131	1,929.75	2,888	231,880
23 North Norway Conference	583,360	1,225.55	35,910	75.44	3,252	29,089	60,129	63,732	775,472	1,629.14	476	34,543
24 West Norway Conference	1,557,517	1,334.63	117,339	100.55	7,965	99,550	97,326	87,144	1,966,841	1,685.38	1,167	113,934
Totals	6,529,502	1,441.07	402,210	88.77	34,301	376,664	404,355	568,412	8,315,444	1,835.23	4,531	380,357
25 POLISH UNION CONFERENCE	8,683	8,683
26 East Polish Conference	798,254	409.36	32,625	16.73	...	37,616	868,495	445.38	1,950	30,438
27 South Polish Conference	806,789	382.36	41,107	19.48	...	58,101	905,997	429.38	2,110	36,922
28 West Polish Conference	641,050	368.42	28,928	16.63	...	40,442	710,420	408.29	1,740	27,048
Totals	2,254,776	388.75	102,660	17.70	...	136,159	2,493,595	429.93	5,800	94,408
29 SOUTH-EAST EUROPEAN UNION CONF	67,358	...	317	67,675	36,326
30 Bosnia and Herzegovina Conference	192,317	318.93	5,456	9.05	197,773	327.98	603	...
31 Macedonian Mission	121,313	225.49	121,313	225.49	538	...
32 North Conference	663,361	188.24	17,870	5.07	571	681,802	193.47	3,524	...
33 South Conference	820,188	261.37	16,768	5.34	836,956	266.72	3,138	...
Totals	1,864,537	238.95	40,411	5.18	571	1,905,519	244.20	7,803	36,326
34 SWEDISH UNION OF CHURCHES CONF	2,355,930	839.90	121,495	43.31	9,488	3,059	271,971	...	2,761,943	984.65	2,805	117,262
35 ATTACHED FIELDS
36 Cyprus Section	47,640	529.33	4,847	53.86	774	389	...	12,773	66,423	738.03	90	3,885
37 Greek Mission	174,872	400.16	17,448	39.93	1,772	46,642	240,734	550.88	437	15,285
38 Iceland Conference	412,883	861.97	18,575	38.78	431,458	900.75	479	17,674
Totals	635,395	631.61	40,870	40.63	2,546	389	...	59,415	738,615	734.21	1,006	36,844
39 TRANS-EUROPEAN DIVISION
40 Adriatic Union Conference	1,659,896	441.11	92,347	24.54	33,138	207,746	1,993,127	529.66	3,763	64,132
41 Baltic Union Conference	1,816,599	292.15	86,801	13.96	13,444	1,916,844	308.27	6,218	80,247
42 British Union Conference	28,203,086	789.38	1,296,172	36.28	29,257	...	224,306	2,677,752	32,430,573	907.71	35,728	1,216,207
43 Danish Union of Churches Conference	2,845,513	1,157.18	169,230	68.82	...	170,731	152,665	411,293	3,749,432	1,524.78	2,459	156,590
44 Finland Union of Churches Conference	2,937,060	605.08	127,040	26.17	12,311	1,159,670	157,881	404,555	4,798,517	988.57	4,854	82,420
45 Hungarian Union Conference	2,226,075	480.69	99,626	21.51	16,438	2,342,139	505.75	4,631	65,495
46 Netherlands Union Conference	3,969,916	697.58	131,346	23.08	4,101,262	720.66	5,691	120,602
47 Norwegian Union Conference	6,529,502	1,441.07	402,210	88.77	34,301	376,664	404,355	568,412	8,315,444	1,835.23	4,531	380,357
48 Polish Union Conference	2,254,776	388.75	102,660	17.70	...	136,159	2,493,595	429.93	5,800	94,408
49 South-East European Union Conference	1,864,537	238.95	40,411	5.18	571	1,905,519	244.20	7,803	36,326
50 Swedish Union of Churches Conference	2,355,930	839.90	121,495	43.31	9,488	3,059	271,971	...	2,761,943	984.65	2,805	117,262
51 Attached Fields	635,395	631.61	40,870	40.63	2,546	389	...	59,415	738,615	734.21	1,006	36,844
DIVISION TOTALS	57,298,285	671.81	2,710,208	31.78	118,356	1,846,672	1,244,316	4,329,173	67,547,010	791.98	85,289	2,450,890

WEST-CENTRAL AFRICA DIVISION

1 CAMEROON UNION MISSION	11,881	11,881	60,491
2 Central-South Cameroon Conference	796,657	26.30	32,324	1.07	145,969	77,711	1,052,661	34.76	30,286	...
3 East Cameroon Mission	259,569	13.92	5,214	0.28	84,090	12,550	361,423	19.38	18,652	...
4 North Cameroon Conference	285,261	7.65	18,383	0.49	84,934	44,293	432,871	11.61	37,279	...
5 West Cameroon Mission	343,761	67.70	14,417	2.84	42,133	34,678	434,989	85.66	5,078	...
6 Reconciled Wrlld Mission & Other GC Funds	(5,416)	...	5,416
Totals	1,697,129	18.59	64,922	0.71	5,416	...	357,126	169,232	2,293,825	25.13	91,295	60,491

GENERAL STATISTICS BY DIVISIONS FOR 2016

Conference or Mission	Tithe and Offerings										Per Capita Basis	17
	7	8	9	10	11	12a	12b	13	14a	14b		
1	7	8	9	10	11	12a	12b	13	14a	14b	Membership Basis for Per Capita Calculations June 30, 2015	17
Conference or Mission	Tithe	Tithe Per Capita	World Mission Fund, Including Sabbath School	World Mission Fund Per Capita	Other General Conference Funds	Intradivision Funds	Ingathering Funds	Local Church Funds	Total Tithe and Offerings	Total Tithe and Offerings Per Capita	Membership Basis for Per Capita Calculations June 30, 2015	Sabbath School Mission Offerings
	US\$	US\$	US\$	US\$	US\$	US\$	US\$	US\$	US\$	US\$	US\$	US\$
WEST-CENTRAL AFRICA DIVISION (CONT'D)												
7 CENTRAL AFRICAN UNION MISSION	3,841	3,841	21,091
8 Central African Republic Mission	23,698	3.77	415	0.07	48	5,256	29,417	4.68	6,292	...
9 Chad Mission	85,128	35.95	2,299	0.97	6,751	94,178	39.77	2,368	...
10 Equatorial Guinea Mission	151,956	122.45	10,872	8.76	32,697	195,525	157.55	1,241	...
11 Gabon Mission	135,840	45.71	7,060	2.38	67,605	210,505	70.83	2,972	...
12 Republic of Congo Att'd Mission Station	69,756	88.75	3,878	4.93	9,106	82,740	105.27	786	...
13 Reconciled Wrld Mission & Other GC Funds	(1,888)	...	1,888
Totals	470,219	34.43	22,636	1.66	1,936	121,415	616,206	45.11	13,659	21,091
14 EASTERN NIGERIA UNION CONF	255,236
15 Aba East Conference	414,695	17.95	23,100	1.00	437,795	18.95	23,098	...
16 Aba North Conference	233,716	10.46	9,301	0.42	153,974	396,991	17.76	22,354	...
17 Aba South Conference	430,236	21.15	20,067	0.99	218,829	669,132	32.90	20,339	...
18 Abia North-Central Conference	260,430	29.78	25,993	2.97	149,900	436,323	49.89	8,746	...
19 Akwa Ibom Conference	109,036	29.57	13,623	3.69	122,659	33.27	3,687	...
20 Anambra Mission	22,176	14.62	3,062	2.02	7,968	33,206	21.89	1,517	...
21 Bayelsa Mission	56,866	48.60	6,687	5.72	21,005	84,558	72.27	1,170	...
22 Cross River Conference	59,905	33.43	7,208	4.02	14,552	81,665	45.57	1,792	...
23 Ebonyi Conference	81,301	13.32	7,486	1.23	28,054	116,841	19.15	6,102	...
24 Enugu Conference	95,339	69.39	7,167	5.22	17,259	119,765	87.17	1,374	...
25 Imo Conference	141,681	28.45	1,922	0.39	53,563	197,166	39.59	4,980	...
26 Port Harcourt Conference	1,025,042	59.56	117,536	6.83	336,914	1,479,492	85.96	17,211	...
27 Rivers East Conference	185,516	35.63	24,786	4.76	12,180	415,996	638,478	122.62	5,207	...
28 Rivers West Conference	184,214	12.74	28,848	2.00	99,005	312,067	21.59	14,455	...
29 Reconciled Wrld Mission & Other GC Funds	(22,853)	...	22,853
Totals	3,300,153	25.00	273,933	2.07	22,853	...	12,180	1,517,019	5,126,138	38.82	132,032	255,236
30 EASTERN SAHEL UNION MISSION	75,069
31 Benin Mission	173,394	54.61	11,877	3.74	35,315	220,586	69.48	3,175	...
32 Burkina Faso Mission	91,744	64.61	5,520	3.89	12,085	109,349	77.01	1,420	...
33 Cote d'Ivoire Conference	570,686	87.33	36,758	5.62	77,604	685,048	104.83	6,535	...
34 Niger Mission Station	14,192	79.73	1,915	10.76	3,931	20,038	112.57	178	...
35 Togo Mission	270,067	38.59	31,220	4.46	71,787	373,074	53.31	6,998	...
36 Reconciled Wrld Mission & Other GC Funds	(6,721)	...	6,721
Totals	1,120,083	61.19	80,569	4.40	6,721	200,722	1,408,095	76.92	18,306	75,069
37 NORTHERN GHANA UNION MISSION	20,176	20,176	448,687
38 Ashanti Central Ghana Conference	508,847	37.19	60,559	4.43	199,962	769,368	56.23	13,682	...
39 Ashanti South Ghana Conference	513,079	24.51	57,757	2.76	172,038	742,874	35.48	20,936	...
40 Central Ghana Conference	617,528	46.85	63,074	4.79	236,549	917,151	69.59	13,180	...
41 Green View Ghana Conference	134,588	19.49	11,500	1.67	65,501	211,589	30.64	6,906	...
42 Mid-Central Ghana Conference	624,501	33.91	69,637	3.78	293,028	987,166	53.61	18,415	...
43 Mid-North Ghana Conference	612,003	24.95	63,457	2.59	93,520	768,980	31.35	24,527	...
44 Mid-West Ghana Conference	457,481	27.72	34,125	2.07	119,261	610,867	37.01	16,504	...
45 Mountain View Ghana Conference	582,637	23.11	75,566	3.00	249,363	907,566	36.00	25,209	...
46 North Ghana Mission	145,152	21.68	12,397	1.85	55,632	213,181	31.84	6,695	...
47 South Central Ghana Conference	660,784	45.06	73,657	5.02	228,035	962,476	65.63	14,666	...
48 Reconciled Wrld Mission & Other GC Funds	(40,173)	...	40,173
Totals	4,876,776	30.34	481,556	3.00	40,173	1,712,889	7,111,394	44.25	160,720	448,687
49 NORTHERN NIGERIA UNION CONF	63,924
50 North Central Nigeria Conference	422,290	58.36	27,704	3.83	55,694	505,688	69.89	7,236	...
51 North East Nigeria Conference	463,362	28.26	31,056	1.89	50,570	544,988	33.24	16,397	...
52 North West Nigeria Conference	433,763	29.49	15,571	1.06	24,884	474,218	32.24	14,711	...
53 Reconciled Wrld Mission & Other GC Funds	(5,723)	...	5,723
Totals	1,319,415	34.41	68,608	1.79	5,723	131,148	1,524,894	39.77	38,344	63,924
54 SOUTHERN GHANA UNION CONF	34,857	34,857	481,911
55 Accra City Conference	3,228,045	94.37	313,578	9.17	645,880	4,187,503	122.42	34,205	...
56 East Ghana Conference	786,708	32.76	82,695	3.44	171,485	1,040,888	43.34	24,015	...
57 Mid-South Ghana Conference	649,015	30.10	81,887	3.80	168,683	899,585	41.72	21,561	...
58 South West Ghana Conference	1,037,052	30.94	82,202	2.45	168,591	1,287,845	38.42	33,517	...
59 Reconciled Wrld Mission & Other GC Funds	(43,148)	...	43,148
Totals	5,735,677	50.62	517,214	4.57	43,148	1,154,639	7,450,678	65.76	113,298	481,911
60 WEST AFRICAN UNION MISSION	4,331	4,331	10,059
61 Central Liberia Mission	34,940	7.61	746	0.16	7,659	43,345	9.44	4,594	...
62 Guinea Mission Station	193,332	107.35	2,389	1.33	5,632	201,353	111.80	1,801	...
63 Sierra Leone Mission	132,416	14.94	3,578	0.40	21,815	157,809	17.80	8,865	...
64 South-East Liberia Mission	31,231	22.55	391	0.28	6,127	37,749	27.26	1,385	...
65 South-West Liberia Conference	319,553	30.25	4,592	0.43	86,351	410,496	38.85	10,565	...
66 Reconciled Wrld Mission & Other GC Funds	(901)	...	901
Totals	715,803	26.31	10,795	0.40	901	127,584	855,083	31.43	27,210	10,059

Conference or Mission	Tithe and Offerings										Per Capita Basis	
	7	8	9	10	11	12a	12b	13	14a	14b	17	
1	Tithe	Tithe Per Capita	World Mission Fund, Including Sabbath School	World Mission Fund Per Capita	Other General Conference Funds	Intradivision Funds	Ingathering Funds	Local Church Funds	Total Tithe and Offerings	Total Tithe and Offerings Per Capita	Membership Basis for Per Capita Calculations June 30, 2015	Sabbath School Mission Offerings
	US\$	US\$	US\$	US\$	US\$	US\$	US\$	US\$	US\$	US\$	US\$	US\$
WEST-CENTRAL AFRICA DIVISION (CONT'D)												
67 WESTERN NIGERIA UNION CONF.	14,409	14,409	135,232
68 Delta Conference	145,818	25.46	19,952	3.48	99,758	265,528	46.36	5,727	...
69 Edo Conference	231,059	91.26	14,805	5.85	74,024	319,888	126.34	2,532	...
70 Ekiti Conference	168,505	24.72	7,650	1.12	38,249	214,404	31.45	6,817	...
71 Kogi Region	618	...
72 Kwara Conference	117,227	52.90	8,094	3.65	40,471	165,792	74.82	2,216	...
73 Lagos Atlantic Conference	557,267	107.60	34,722	6.70	173,612	765,601	147.83	5,179	...
74 Lagos Mainland Conference	610,424	99.19	24,706	4.01	123,533	758,663	123.28	6,154	...
75 Ogun Conference	536,954	74.42	15,040	2.08	75,201	627,195	86.93	7,215	...
76 Ondo Mission	80,206	44.07	5,051	2.78	25,254	110,511	60.72	1,820	...
77 Osun Conference	301,233	68.20	15,764	3.57	78,820	395,817	89.61	4,417	...
78 Oyo Conference	189,915	52.81	11,462	3.19	57,310	258,687	71.94	3,596	...
79 Reconciled Wrld Mission & Other GC Funds	(12,108)	...	12,108
Totals	2,953,017	63.79	145,138	3.14	12,108	786,232	3,896,495	84.17	46,291	135,232
WESTERN SAHEL UNION MISSION												
80 WESTERN SAHEL UNION MISSION	23,540
81 Cabo Verde Conference	465,934	57.67	17,143	2.12	41,533	524,610	64.94	8,079	...
82 Gambia Mission Station	12,597	42.85	1,234	4.20	2,944	16,775	57.06	294	...
83 Guinea-Bissau Mission	72,560	24.26	3,856	1.29	9,284	85,700	28.65	2,991	...
84 Mali Mission	19,672	11.67	1,099	0.65	2,642	23,413	13.89	1,685	...
85 Senegal/Mauritania Mission	81,630	125.97	4,040	6.23	9,833	95,503	147.38	648	...
86 Reconciled Wrld Mission & Other GC Funds	(2,108)	...	2,108
Totals	652,393	47.63	25,264	1.84	2,108	66,236	746,001	54.46	13,697	23,540
WEST-CENTRAL AFRICA DIVISION												
87 WEST-CENTRAL AFRICA DIVISION	18,681	18,681
88 Cameroon Union Mission	1,697,129	18.59	64,922	0.71	5,416	...	357,126	169,232	2,293,825	25.13	91,295	60,491
89 Central African Union Mission	470,219	34.43	22,636	1.66	1,936	121,415	616,206	45.11	13,659	21,091
90 Eastern Nigeria Union Conference	3,300,153	25.00	273,933	2.07	22,853	...	12,180	1,517,019	5,126,138	38.82	132,032	255,236
91 Eastern Sahel Union Mission	1,120,083	61.19	80,569	4.40	6,721	200,722	1,408,095	76.92	18,306	75,069
92 Northern Ghana Union Mission	4,876,776	30.34	481,556	3.00	40,173	1,712,889	7,111,394	44.25	160,720	448,687
93 Northern Nigeria Union Conference	1,319,415	34.41	68,608	1.79	5,723	131,148	1,524,894	39.77	38,344	63,924
94 Southern Ghana Union Conference	5,735,677	50.62	517,214	4.57	43,148	1,154,639	7,450,678	65.76	113,298	481,911
95 West African Union Mission	715,803	26.31	10,795	0.40	901	127,584	855,083	31.43	27,210	10,059
96 Western Nigeria Union Conference	2,953,017	63.79	145,138	3.14	12,108	786,232	3,896,495	84.17	46,291	135,232
97 Western Sahel Union Mission	652,393	47.63	25,264	1.84	2,108	66,236	746,001	54.46	13,697	23,540
DIVISION TOTALS	22,859,346	34.91	1,690,635	2.58	141,087	...	369,306	5,987,116	31,047,490	47.41	654,852	1,575,240
ATTACHED TO THE GENERAL CONFERENCE												
1 MIDDLE EAST & NORTH AFRICA UN MISS
2 East Mediterranean Region	293,286	524.66	25,427	45.49	2,350	321,063	574.35	559	20,499
3 Egypt-Sudan Field	187,734	220.09	5,392	6.32	1,511	194,637	228.18	853	5,330
4 Gulf Field	2,608,683	1,683.02	110,278	71.15	37,571	2,756,532	1,778.41	1,550	103,562
5 North Africa Region	295
6 Turkey-Iran Field	346,205	1,347.10	10,232	39.81	1,947	358,384	1,394.49	257	9,307
Totals	3,435,908	977.78	151,329	43.06	43,379	3,630,616	1,033.19	3,514	138,698
<i>Note—Just before going to print, we were notified that the figures in Turkey-Iran Field were mistakenly reported in Turkish Lira and not US\$ which is why figures appear higher than usual.</i>												
1 ISRAEL FIELD	569,286	683.42	11,488	13.79	619	34,464	615,857	739.32	833	9,240
WORLD SUMMARY												
1 General Conference	865,510	1,818,634	2,684,144
2 East-Central Africa Division	43,251,220	13.88	2,298,596	0.74	189,049	2,919,738	6,899	6,135,676	54,801,178	17.59	3,116,320	2,141,161
3 Euro-Asia Division	20,076,837	176.13	436,983	3.83	57,445	443,280	3,845	1,411,415	22,429,805	196.77	113,989	414,359
4 Inter-American Division	226,176,423	63.27	12,413,067	3.47	1,117,177	17,272,164	2,113,460	37,239,202	296,331,493	82.89	3,574,946	11,668,283
5 Inter-European Division	119,298,134	668.79	6,610,593	37.06	554,672	2,380,117	379,709	18,083,667	147,306,892	825.80	178,380	4,713,295
6 North American Division	1,002,275,749	830.46	21,665,390	17.95	3,707,549	17,689,523	1,559,790	452,009,255	1,498,907,256	1,241.96	1,206,885	20,484,318
7 Northern Asia-Pacific Division	75,731,225	109.79	3,423,401	4.96	502,302	2,276,453	290,127	33,328,157	115,551,665	167.52	689,797	1,988,914
8 South American Division	472,723,528	199.68	19,786,432	8.36	1,582,902	19,912,202	639,287	145,117,832	659,762,183	278.69	2,367,367	18,889,777
9 South Pacific Division	93,917,990	215.98	5,430,591	12.49	596,794	4,054,962	715,474	38,197,749	142,913,560	328.65	434,853	5,154,967
10 Southern Africa-Indian Ocean Division	76,488,782	22.23	3,381,823	0.98	283,749	5,498,355	...	9,163,919	94,816,628	27.55	3,441,232	3,169,137
11 Southern Asia Division	6,815,055	4.42	368,669	0.24	47,827	...	270,659	184,331	7,686,541	4.99	1,540,658	313,047
12 Southern Asia-Pacific Division	70,327,048	52.58	2,743,624	2.05	228,882	3,518,184	211,704	6,490,690	83,520,132	62.44	1,337,629	2,556,356
13 Trans-European Division	57,298,285	671.81	2,710,208	31.78	118,356	1,846,672	1,244,316	4,329,173	67,547,010	791.98	85,289	2,450,890
14 West-Central Africa Division	22,859,346	34.91	1,690,635	2.58	141,087	...	369,306	5,987,116	31,047,490	47.41	654,852	1,575,240
Attached to the General Conference:
15 Middle East and North Africa Union Mission	3,435,908	977.78	151,329	43.06	43,379	3,630,616	1,033.19	3,514	138,698
16 Israel Field	569,286	683.42	11,488	13.79	619	34,464	615,857	739.32	833	9,240
WORLD TOTALS 2016	2,292,110,326	122.27	83,122,829	4.43	10,990,423	77,811,650	7,804,576	757,712,646	3,229,552,450	172.27	18,746,544	75,667,682
WORLD TOTALS 2015*	2,288,938,954	125.98	85,820,894	4.72	9,888,986	76,522,518	8,550,494	760,377,165	3,230,099,011	177.79	18,168,479	76,016,330
Net Increase (Decrease)	3,171,372	(3.71)	(2,698,065)	(0.29)	1,101,437	1,289,132	(745,918)	(2,664,519)	(546,561)	(5.52)	578,065	(348,648)

*Note—In accordance with General Conference Bylaws, Article XX, Section 4, "The basis for computing... per capita funds shall be the membership on June 30 of the preceding year... "(2015). Per capita totals for divisions are calculated for those unions and attached fields which report funds. Note—See note above for MENA tithes and offerings. *Revised.*

Conference or Mission	Denominational Employees																					Table 26				
	22a		22b		23a		23b		24		25a		25b		26a		26b		27		29			30	28	31
	Ministerial Credential		Commissioned Minister Credential		Commissioned Ministry of Teaching Credential		Administrative Ministries Credential		Missionary Credential		Ministerial License		Commissioned Minister License		Commissioned Ministry of Teaching License		Administrative Ministries License		Missionary License		All Other Employees Including Part Time and Casual			Total Active Employees	Literature Evangelists (Self-employed)	Honorary/Emeritus Credentialed Employees
FT	PT	FT	PT	FT	PT	FT	PT	FT	PT	FT	PT	FT	PT	FT	PT	FT	PT	FT	PT	C						

GENERAL CONFERENCE

1 General Conference	77	...	6	78	...	434	...	2	4	...	160	40	26	827	...	93		
2 General Conference Institutions	98	...	9	...	354	...	127	...	904	10	20	2	3	...	18	...	13	...	115	...	10,656	1,464	2,302	16,095
Totals	175	...	15	...	354	...	205	...	1,338	10	22	2	3	...	18	...	17	...	275	...	10,656	1,504	2,328	16,922	...	93

EAST-CENTRAL AFRICA DIVISION

1 BURUNDI UNION MISSION	6	...	2	...	11	22	...	1	...	1	...	5	33	6	87	...	24	
2 East Burundi Field	11	...	1	3	...	11	2	28	23	
3 North Burundi Field	9	...	1	14	2	3	29	34
4 West Burundi Field	25	...	3	5	...	18	...	2	...	1	7	8	69	121
Totals	51	...	7	...	11	30	...	44	...	3	...	6	42	19	213	178	24	
5 EAST CONGO UNION MISSION	9	2	...	5	...	4	1	...	3	...	4	2	...	30	...	74		
6 East Katanga Mission	12	1	...	3	...	12	2	30	17	
7 Maniema Mission	16	1	...	2	...	5	1	1	...	3	29	16	
8 North Katanga Field	18	1	...	4	...	10	1	...	4	38	21	
9 South Katanga Field	21	1	...	10	...	11	5	...	2	3	...	53	94	
10 West Katanga Field	10	1	...	6	...	7	1	...	2	1	...	28	45	
Totals	86	7	...	30	...	49	2	...	11	...	17	6	...	208	193	74	...		
11 EAST KENYA UNION CONFERENCE	7	...	4	28	6	45	...	211		
12 Central Kenya Conference	127	...	8	...	190	...	14	...	38	...	63	...	10	...	290	...	5	...	14	...	128	6	893	306	
13 Central Rift Valley Conference	50	25	...	2	...	7	...	33	19	...	1	...	7	144	149	
14 Kenya Coast Field	20	...	15	...	16	...	2	...	34	8	1	...	22	...	41	159	130	
15 Nyamira Conference	63	...	2	...	2	59	...	2	...	1	...	21	2	152	230	
16 South Kenya Conference	56	...	1	...	50	24	...	19	15	...	7	...	31	203	69	
Totals	323	...	30	...	283	...	18	...	190	...	117	...	19	...	330	...	6	...	45	...	29	128	78	1,596	884	211	
17 ETHIOPIAN UNION MISSION	10	...	9	...	28	183	1	2	196	...	1	430	...	54	
18 Central Ethiopia Field	28	...	14	...	77	...	8	...	48	...	43	...	9	...	38	33	...	122	420	
19 Northwest Ethiopia Field	4	...	3	...	15	...	2	...	3	...	11	...	3	...	3	...	2	23	69	
20 South East Ethiopia Field	12	...	4	...	4	...	2	...	22	40	12	15	111	1	...	
21 South Ethiopia Field	49	...	66	...	55	59	20	...	22	...	1	...	36	113	421	
22 South West Ethiopia Field	12	...	3	...	12	...	2	...	3	...	11	3	...	3	...	5	54	
23 West Ethiopia Conference	38	...	3	...	61	...	3	...	14	...	50	...	6	...	20	...	1	...	3	...	71	270	
24 Tigray Attached Mission	3	...	13	...	2	...	21	39	
Totals	153	...	105	...	265	...	19	...	353	...	115	...	39	...	86	...	9	...	77	...	452	12	129	1,814	1	54	
25 NORTH EAST CONGO UNION MISSION	11	...	7	...	23	7	18	66	...	132		
26 Central Kivu Association	37	...	7	2	15	...	6	1	...	1	...	4	73	
27 Kibali Ituri Mission	14	5	...	13	32	
28 North Kivu Association	53	...	4	6	...	8	...	1	...	4	30	106	
29 South Kivu Field	23	...	3	26	...	2	3	...	2	59	5	...	
30 Upper Congo Field	15	...	6	...	1	...	3	15	43	
Totals	153	...	27	...	24	...	5	...	18	...	77	...	9	...	4	...	4	...	22	...	6	30	...	379	5	132	
31 NORTHERN TANZANIA UNION CONF	13	22	...	12	...	92	...	6	6	...	8	...	155	6	29	349	...	218	
32 Mara Conference	40	...	7	...	113	...	1	...	154	...	33	...	3	...	8	26	...	24	...	28	437	339	...	
33 North-East Tanzania Conference	41	...	15	...	53	...	10	...	40	...	36	...	2	...	60	...	2	...	2	...	4	135	400	132	
34 South Nyanza Conference	28	23	...	1	...	79	...	56	39	34	...	22	4	286	529	
35 West Tanzania Conference	40	...	3	...	2	...	3	...	18	...	30	9	24	...	3	...	132	249	
Totals	162	...	25	...	213	...	27	...	383	...	161	...	5	...	116	...	8	...	94	...	182	32	196	1,604	1,249	218	

Conference or Mission	Denominational Employees																									
	22a		22b		23a		23b		24		25a		25b		26a		26b		27		29			30	28	31
	Ministerial Credential		Commissioned Minister Credential		Commissioned Ministry of Teaching Credential		Administrative Ministries Credential		Missionary Credential		Ministerial License		Commissioned Minister License		Commissioned Ministry of Teaching License		Administrative Ministries License		Missionary License		All Other Employees Including Part Time and Casual			Total Active Employees	Literature Evangelists (Self-employed)	Honorary/Emeritus Credentialed Employees
FT	PT	FT	PT	FT	PT	FT	PT	FT	PT	FT	PT	FT	PT	FT	PT	FT	PT	FT	PT	C						

EAST-CENTRAL AFRICA DIVISION (CONT'D)

36 RWANDA UNION MISSION	15	...	8	...	73	...	2	...	32	1	...	2	...	118	251	...	131		
37 Central Rwanda Field	17	...	2	8	...	21	...	1	1	...	3	53	32	...			
38 East Central Rwanda Conference	24	...	1	12	...	27	...	1	1	66	104	...			
39 East Rwanda Field	14	...	2	...	1	2	...	25	...	1	...	7	4	...	7	...	63	54	...			
40 North Rwanda Conference	25	...	2	9	...	13	1	...	3	53	136	...			
41 North-West Rwanda Field	21	...	7	...	1	6	...	8	...	4	1	...	2	50	115	...			
42 South Rwanda Field	18	...	3	3	...	16	...	6	6	52	65	...			
43 West Rwanda Field	27	...	6	3	...	35	16	87	104	...			
Totals	161	...	31	...	75	...	2	...	75	...	145	...	13	...	7	...	3	...	13	...	150	...	675	610	131	
44 SOUTHERN TANZANIA UNION MISSION	7	12	...	63	...	3	2	...	17	...	16	...	16	136	...	17		
45 East-Central Tanzania Conference	30	11	...	10	...	40	...	44	20	18	44	217	299	...		
46 South-East Tanzania Conference	23	10	...	11	...	23	...	38	3	...	1	...	12	57	178	244	...		
47 Southern Highlands Conference	35	26	...	17	...	54	...	24	61	...	1	...	58	276	552	...		
Totals	95	47	...	50	...	180	...	109	84	...	4	...	105	...	16	...	117	807	1,095	17	
48 UGANDA UNION MISSION	13	142	60	...	5	...	143	...	80	12	...	100	231	52	838	87	156	
49 Central Uganda Conference	66	40	...	2	...	16	...	26	122	2	...	7	281	9	...		
50 Eastern Uganda Field	16	2	...	2	...	14	...	18	12	22	...	4	...	33	121	13	...		
51 Northern Uganda Field	5	...	5	...	2	26	...	11	6	6	...	5	66	2	...		
52 Rwenzori Field	23	...	18	5	...	10	...	6	1	4	...	154	221	13	...		
53 Southwestern Uganda Field	24	...	1	11	...	11	3	...	4	54	14	...		
54 Western Uganda Field	20	2	...	16	...	23	...	17	22	100	11	...		
Totals	167	...	24	...	184	...	11	...	153	...	100	...	160	...	221	71	...	274	231	85	1,681	149	156	
55 WEST CONGO UNION MISSION	6	...	1	8	3	...	8	26	3	84		
56 Central Kasai Field	31	...	1	5	...	6	2	...	15	...	2	62	1,181	...		
57 Congo Equatorial Field	5	6	...	3	1	...	2	17		
58 East Kasai Field	20	...	1	7	2	...	2	...	2	34		
59 Lower Congo Field	3	...	1	1	...	6	1	...	3	...	1	16		
60 West Congo Field	13	...	1	4	...	11	1	...	12	42	106	...		
61 West Kasai Field	39	4	...	15	2	73		
Totals	117	...	5	28	...	48	2	...	10	...	55	...	5	270	1,290	84
62 WEST KENYA UNION CONFERENCE	7	1	...	12	20	...	158		
63 Central Nyanza Conference	31	...	5	...	21	22	...	9	...	10	...	43	3	...	33	...	177	114	...		
64 Greater Rift Valley Conference	42	...	10	...	87	...	1	...	132	...	10	...	12	8	...	2	...	54	24	382	242	...	
65 Kenya Lake Conference	72	...	29	...	47	...	6	...	44	...	21	...	14	...	3	...	5	...	15	...	7	...	263	159	...	
66 North West Kenya Conference	36	...	5	...	33	...	3	...	4	...	4	...	16	...	20	...	1	...	2	...	30	...	5	159	77	
67 Ranen Conference	85	...	28	...	83	...	3	...	12	...	30	...	6	...	33	...	2	...	6	10	...	298	113	
Totals	273	...	77	...	271	...	14	...	226	...	74	...	58	...	99	...	16	...	28	...	124	34	5	1,299	705	158
68 ATTACHED FIELDS																										
69 Eritrea Mission Field	1	1	
70 SOUTH SUDAN ATTACHED TERRITORY	2	...	3	2	2	1	10	...	1	
71 Greater Bahr el Ghazal Field	5	1	2	1	...	10	13	...	32	
72 Greater Equatoria Field	20	...	2	1	...	5	5	...	42	31	...	106	
73 Greater Upper Nile Field	5	3	...	1	17	...	26	
Totals	32	...	5	2	...	8	...	3	8	...	52	63	1	174	...	1	
Attached Fields Totals	33	...	5	2	...	8	...	3	8	...	52	63	1	175	...	1	

Conference or Mission	Denominational Employees														Total Active Employees	Literature Evangelists (Self-employed)	Honorary/Emeritus Credentialed Employees												
	22a		22b		23a		23b		24		25a		25b					26a		26b		27		29			30	28	31
	Ministerial Credential	Commissioned Minister Credential	Commissioned Ministry of Teaching Credential	Administrative Ministries Credential	Missionary Credential	Ministerial License	Commissioned Minister License	Commissioned Ministry of Teaching License	Administrative Ministries License	Missionary License	All Other Employees Including Part Time and Casual	FT	PT	C															

EAST-CENTRAL AFRICA DIVISION (CONT'D)

74 EAST-CENTRAL AFRICA DIVISION	16	13	7							34						2					8		44		13	137		
75 Burundi Union Mission	51	7	11							30		44		3		6					42				19	213	178	24
76 East Congo Union Mission	86						7			30		49						2			11		17	6		208	193	74
77 East Kenya Union Conference	323	30	283				18			190		117		19		330		6			45		29	128	78	1,596	884	211
78 Ethiopian Union Mission	153	105	265				19			353		115		39		86		9			77		452	12	129	1,814	1	54
79 North East Congo Union Mission	153	27	24				5			18		77		9		4		4			22		6	30		379	5	132
80 Northern Tanzania Union Conference	162	25	213				27			383		161		5		116		8			94		182	32	196	1,604	1,249	218
81 Rwanda Union Mission	161	31	75				2			75		145		13		7		3			13		150			675	610	131
82 Southern Tanzania Union Mission	95		47				50			180		109				84		4			105		16		117	807	1,095	17
83 Uganda Union Mission	167	24	184				11			153		100		160		221					71		274	231	85	1,681	149	156
84 West Congo Union Mission	117	5								28		48						2			10		55		5	270	1,290	84
85 West Kenya Union Conference	273	77	271				14			226		74		58		99		16			28		124	34	5	1,299	705	158
86 Attached Fields	33	5								2		8		3							8		52	63	1	175		1
DIVISION TOTALS	1,790	349	1,380				153			1,702		1,047		309		955		54			534		1,401	536	648	10,858	6,359	1,260

EURO-ASIA DIVISION

1 BELARUS UNION OF CHURCHES CONF	26											17										11	11			65	28	13
2 CAUCASUS UNION MISSION	5						5			2		1									2		3			18		62
3 Kubano-Chernomorskaya Conference	16									2	3	14										10	8	2		55	7	
4 North Caucasus Mission	11	2					3			2		12		1				2			1		5			39	6	
5 Rostov-Kalmykia Conference	16									4		11						4				8				43	17	
Totals	48	2					8			10	3	38		1				6			3	18	16	2		155	30	62
6 EAST RUSSIAN UNION MISSION	5	2	2				2											1					1			13		13
7 Central Siberian Mission	12	3								1		6		1				4								27	20	
8 East Siberian Mission	12	3					2					8											2	2	1	30	20	
9 West Siberian Mission	5									1		7		1							2		1	3		20	6	
Totals	34	8	2				4			2		21		2				5			2		4	5	1	90	46	13
10 FAR EASTERN UN OF CHURCHES MISS	16		20															2	5				7	2		52	30	5
11 MOLDOVA UNION OF CHURCHES CONF	34						3			3		11									6		10	5		72	99	53
12 SOUTHERN UNION MISSION	9						11			8	1	12		2				2			9		45	6		110		11
13 Kyrgyzstan Mission	5						3			2		4						3			1		11	5		34	7	
14 Northern Kazakhstan Mission	16						2			2		5									5	2	13			45	2	
15 Southern Kazakhstan Mission	6	1										5											5	1		18	6	
16 Tajikistan Field	3						1			1		1						2			1			2		11	4	
17 Turkmenistan Field																							1			1		
18 Uzbekistan Field	2						1	1				6						2	5		3		2		13	35	13	
Totals	41	1					11	15	2	17		23				5		9	5		19	2	77	14	13	254	32	11
19 TRANS-CAUCASUS UN OF CHURCH MISS.	17						14	5				16									2		9	6		69		2
20 UKRAINIAN UNION CONFERENCE	21						14			8	1	5				9					2		129	25	87	301		276
21 Bukovinskaya Conference	41						5			5		19										11	1		82	264		
22 Central Ukrainian Conference	26						3					23										6	7		65	82		
23 Dnieper Conference	21						4	4				29						3				2		2	65	55		
24 Eastern Dnieper Conference	23						3					20										33			79	37		
25 Eastern Ukrainian Mission	13											17										8			38	21		
26 Kyiv Conference	13											9						1				3	17	18	61	35		

Conference or Mission	Denominational Employees														Total Active Employees	Literature Evangelists (Self-employed)	Honorary/Emeritus Credentialed Employees													
	22a		22b		23a		23b		24		25a		25b					26a		26b		27			29			30	28	31
	Ministerial Credential	Commissioned Minister Credential	Commissioned Ministry of Teaching Credential	Administrative Ministries Credential	Missionary Credential	Ministerial License	Commissioned Minister License	Commissioned Ministry of Teaching License	Administrative Ministries License	Missionary License	All Other Employees Including Part Time and Casual	FT	PT	C																
INTER-AMERICAN DIVISION (CONT'D)																														
18 CENTRAL MEXICAN UNION MISSION	4								14												1			38			3	60		28
19 Azteca Mexican Conference	13								17		8										3			22				63	110	
20 Bajio Mexican Conference	14								9		6										2			23				54	56	
21 Metropolitan Mexican Conference	16								28		11										4			36				95	39	
22 Mexiquense Mexican Mission	2								2		7										2							13	14	
23 Valley Mexican Mission	9								4		7										1			23				44	29	
Totals	58								74		39										13			142		3	329	248	28	
24 CHIAPAS MEXICAN UNION CONFERENCE	19								36												84			46				185		19
25 Central Chiapas Conference	23								18		17										1							59	10	
26 Grijalva Mission	17								10		13										21							61	3	
27 North Chiapas Conference	31								35		34										12			104				216	7	
28 Soconusco Conference	16								13		15										6							50	6	
29 South Chiapas Mission	11								5		21										7			1				45		
30 Upper Chiapas Conference	23								16		18										7							64	16	
31 West Chiapas Conference	19								8		17										8			2				54	1	
Totals	159								141		135										146			153			734	43	19	
32 CUBAN UNION CONFERENCE	15								38	3											36	1		10				103		48
33 Central Conference	10								13		25										12			2				62		
34 Del Amanecer Conference	9								10		9										9							37		
35 East Conference	15								23		18										7			4				67		
36 West Conference	27								39		31										17			12				126		
Totals	76								123	3	83										81	1		28			395		48	
37 DOMINICAN UNION CONFERENCE	7								505		2										211			1,027		4	1,756		151	
38 Central Dominican Conference	40								16		4										20			19				99	3	
39 East Dominican Conference	20								6		13																	39	4	
40 North Dominican Conference	27								9		8													11				55	3	
41 Northeast Dominican Mission	15								2		10										3			6				36	1	
42 South Dominican Mission	11								3		12										2			2				30	8	
43 Southeast Dominican Conference	22								9		23										1			19				74		
Totals	142								550		72										237			1,084		4	2,089	19	151	
44 DUTCH CARIBBEAN UNION MISSION	3								1																			4		
45 Aruba Mission	3								1	1											1							6		
46 Curacao and Bonaire Conference	13		1						4		3		2								2							25		
Totals	19		1						6	1	3		2								3						35			
47 EAST VENEZUELA UNION MISSION	4								9												2			7				22		8
48 Central East Venezuela Conference	9								3		4										3			22	11			52		
49 Central Llanos Venezuela Mission	4								1		7										2			9	19			42		
50 Central Venezuela Conference	8								6		6										5			73	35			133		
51 East Venezuela Conference	4								12		5												77	26			124			
52 Northeast Venezuela Mission	7								2		1												27	15			52	1		
53 South Bolivar Venezuela Mission	4								2		8										3			25				42		
54 South Central Venezuela Conference	8								8		11										1			27	20			75	4	
55 Southeast Venezuela Conference	8								6		6										4			112	9			145	1	
Totals	56								49		48										20			379	135		687	6	8	
56 EL SALVADOR UNION MISSION	2								6												2			3				14		7
57 Central El Salvador Conference	6								8		13						7				10			28				116		
58 East El Salvador Conference	8								3		15						13				4			44	5			107	17	

Conference or Mission	Denominational Employees														30	28	31									
	22a		22b		23a		23b		24		25a		25b					26a		26b		27		29		
	Ministerial Credential	Commissioned Minister Credential	Commissioned Ministry of Teaching Credential		Administrative Ministries Credential		Missionary Credential		Ministerial License	Commissioned Minister License	Commissioned Ministry of Teaching License		Administrative Ministries License					Missionary License		All Other Employees Including Part Time and Casual			Total Active Employees	Literature Evan- geli- sts (Self- employed)	Honorary/ Emeritus/ Cred- entialed Employees	
FT	PT	FT	PT	FT	PT	FT	PT	FT	PT	FT	PT	FT	PT	FT	PT	FT	PT	C								

INTER-AMERICAN DIVISION (CONT'D)

EL SALVADOR UNION MISSION (CONT'D)																											
59 Metropolitan El Salvador Conference	10	28	...	1	...	2	...	7	12	7	...	21	88	11	...	
60 Paracentral El Salvador Conference	11	14	...	1	...	3	...	5	6	7	...	25	4	...	76	4	...	
61 West El Salvador Conference	7	12	3	...	11	28	5	...	2	68	12	...	
Totals	44	114	...	2	...	25	...	51	66	35	...	123	9	...	469	44	7	
62 FRENCH ANTILLES-GUIANA UNION CONF.	6	...	4	6	5	1	22	...	123	
63 French Guiana Mission	6	6	...	3	2	...	21	38	
64 Guadeloupe Conference	16	61	8	10	1	5	101	1	...	
65 Martinique Conference	15	30	7	64	9	...	125	
Totals	43	...	4	103	18	17	2	90	9	...	286	1	123	
66 GUATEMALA UNION MISSION	2	2	...	8	7	19	...	42	
67 Altiplano Guatemala Mission	5	1	...	3	5	1	21	
68 Central Guatemala Conference	2	6	...	4	...	2	...	4	1	25	22	...	
69 East Guatemala Mission	1	1	...	2	8	3	9	24	7	...
70 Lago Guatemala Mission	1	3	...	2	6	1	16	
71 Metropolitan Guatemala Conference	5	1	...	2	10	23	10	...	
72 North Guatemala Mission	2	1	...	1	10	6	20	3	...		
73 South Guatemala Mission	9	4	...	1	...	2	10	2	2	6	...	36	23	...		
74 West Guatemala Conference	8	3	...	2	...	1	8	5	12	...	39	33	...		
Totals	35	14	...	16	...	22	61	10	1	4	...	60	223	98	42		
75 HAITIAN UNION MISSION	133	10	...	100	3	1	26	...	191	90	66	620	...	14	
76 Central Haiti Conference	34	12	...	18	29	8	449	4	554	7	...	
77 North Haiti Mission	34	6	...	32	17	10	387	486	35	...	
78 Northwest Haiti Mission	30	9	...	9	19	6	...	17	220	...	310	11	...	
79 South Haiti Mission	16	2	...	7	26	6	...	11	111	2	181	
Totals	247	39	...	166	94	1	56	...	219	870	459	2,151	53	14	
80 HONDURAS UNION MISSION	2	1	...	1	...	5	1	...	3	13	...	38	
81 Atlantic Honduras Conference	4	5	...	2	...	4	...	6	6	...	84	111	1	...	
82 Bay Islands Conference	3	25	...	2	...	3	...	5	124	
83 Central Honduras Conference	12	...	1	...	18	...	1	...	6	8	15	1	...	47	109	5	...
84 Comayagua Mission	6	...	1	...	14	...	1	...	5	2	41	13	...	10	93
85 Northwest Honduras Conference	8	...	1	...	12	...	2	...	8	12	...	6	...	5	6	...	73	133	6	...		
Totals	35	...	3	...	75	...	9	...	31	33	...	6	...	61	27	...	303	583	12	38		
86 INTER-OCEANIC MEXICAN UNION CONF.	7	...	4	16	32	...	32	
87 Alpine Mission	15	...	2	5	6	...	1	...	3	1	33	5	...		
88 Central Veracruz Mission	12	...	2	...	1	3	10	1	2	31	27	...	
89 Chontalpa Mission	11	...	1	...	6	6	9	...	4	5	42		
90 Isthmus Conference	13	...	1	4	11	5	34	
91 Los Tuxtlas Mission	12	...	2	...	1	8	10	1	5	39	7	...
92 North Veracruz Conference	14	...	2	...	6	2	14	5	43	5	...	
93 Oaxaca Conference	10	3	5	...	8	6	32	2	...	
94 Olmeca Conference	12	...	3	5	...	9	13	5	3	...	2	52	1	...	
95 South Pacific Conference	19	...	2	...	5	3	6	3	6	44	9	...
96 South Veracruz Conference	16	...	2	...	3	2	9	...	1	...	1	6	40		
97 Southeast Veracruz Mexican Conference	18	...	2	...	4	7	13	...	1	...	1	4	50		
Totals	159	...	23	...	29	...	5	...	70	109	...	7	...	9	...	6	53	...	2	472	56	32		

Conference or Mission	Denominational Employees														Total Active Employees	Literature Evangelists (Self-employed)	Honorary/Emeritus Credentialed Employees													
	22a		22b		23a		23b		24		25a		25b					26a		26b		27			29			30	28	31
	Ministerial Credential	Commissioned Minister Credential	Commissioned Ministry of Teaching Credential	Administrative Ministries Credential	Missionary Credential	Ministerial License	Commissioned Minister License	Commissioned Ministry of Teaching License	Administrative Ministries License	Missionary License	All Other Employees Including Part Time and Casual	FT	PT	C																

INTER-AMERICAN DIVISION (CONT'D)

98 JAMAICA UNION CONFERENCE	17	...	3	400	17	1	328	...	268	213	...	1,230	...	208
99 Central Jamaica Conference	48	52	...	12	10	...	41	163	134	...
100 East Jamaica Conference	26	88	...	10	25	...	7	156	29	...
101 North East Jamaica Conference	9	10	...	7	47	...	9	82	14	...
102 North Jamaica Conference	14	16	...	5	13	...	7	55	37	...
103 West Jamaica Conference	48	84	...	6	27	...	5	170	74	...
Totals	162	...	3	650	...	41	450	...	337	213	...	1,856	288	208
104 NORTH COLOMBIAN UNION CONFERENCE	18	1	67	2	...	475	135	79	777	...	163
105 Atlantic Colombian Conference	19	6	...	5	28	58
106 Caribbean Colombian Conference	14	2	...	15	28	59
107 Colombian Islands Mission	2	2	...	2	2	4	19	31
108 East Central Colombian Conference	14	8	...	9	66	97
109 East Colombian Conference	27	21	...	11	3	...	106	168
110 Northeast Colombian Conference	19	8	...	5	112	144
111 West Central Colombian Conference	27	8	...	4	144	6	3	192
Totals	140	1	122	...	51	5	...	961	145	101	1,526	...	163
112 NORTH MEXICAN UNION CONFERENCE	15	59	40	...	51	19	24	208	...	166
113 Baja California Conference	23	37	...	15	3	1	60	1	...	140	93	...
114 Chihuahua Mexican Conference	10	10	...	10	3	...	32	65	34	...
115 Gulf Mexican Conference	13	2	...	11	5	...	70	...	1	102	26	...
116 North Tamaulipas Mexican Conference	14	5	1	8	1	...	34	1	...	64	29	...
117 Northeast Mexican Conference	36	29	...	11	4	...	86	3	19	188	138	...
118 Northwest Mexican Mission	8	3	...	7	2	...	38	...	7	65	19	...
119 Sinaloa Mexican Conference	12	29	...	10	2	...	113	166	42	...
120 Sonora Mexican Conference	14	18	...	7	1	...	89	3	...	132	23	...
121 West Mexican Conference	11	2	...	11	2	...	50	...	3	79	18	...
Totals	156	194	1	90	63	1	623	27	54	1,209	422	166
122 PANAMA UNION MISSION	3	1	6	2	...	6	18
123 Atlantic Panama Mission	3	6	14	4	8	6	...	2	43
124 Central Panama Conference	9	6	3	...	3	12	...	1	6	40
125 Metropolitan Panama Conference	14	...	17	9	...	3	8	4	55
126 Southeast Panama Mission	4	1	...	1	3	7	2	18
127 West Panama Conference	27	45	...	6	11	...	4	...	12	40	2	16	...	1	164
Totals	60	...	17	...	53	...	7	...	32	...	16	...	12	81	6	9	6	...	32	...	7	338
128 PUERTO RICAN UNION CONFERENCE	15	...	4	...	21	39	...	1	19	...	750	849	...	55
129 East Puerto Rico Conference	39	...	5	...	70	...	3	...	42	...	9	...	25	4	...	32	9	3	241	1	...
130 North Puerto Rico Conference	15	...	2	...	19	10	...	5	...	2	4	...	35	92
131 South Puerto Rico Conference	9	...	1	...	14	...	2	...	6	...	4	1	1	...	5	43
132 West Puerto Rico Conference	32	...	3	...	46	42	...	17	7	12	...	22	107	...	288
Totals	110	...	15	...	170	...	5	...	139	...	36	...	2	33	40	...	844	116	3	1,513	1	55
133 SOUTH CENTRAL AMERICAN UNION MISS	12	12	21	45	...	1
134 Caribbean Costa Rica Mission	5	9	5	...	9	2	...	5	35
135 Central Nicaragua Mission	8	1	...	5	6	20
136 North Costa Rica Mission	14	4	...	7	25
137 Northwestern Nicaragua Mission	13	29	18	...	9	...	64	3	...	2	138
138 South Atlantic Nicaragua Mission	3	5	11	...	5	...	8	5	...	14	51
139 South-Central Costa Rica Conference	12	22	10	...	8	1	53	6	...
Totals	67	77	70	...	43	72	17	...	21	367	6	1

Conference or Mission		Denominational Employees																									
1		22a		22b		23a		23b		24		25a		25b		26a		26b		27		29			30	28	31
Conference or Mission		Ministerial Credential		Commissioned Minister Credential		Commissioned Ministry of Teaching Credential		Administrative Ministries Credential		Missionary Credential		Ministerial License		Commissioned Minister License		Commissioned Ministry of Teaching License		Administrative Ministries License		Missionary License		All Other Employees Including Part Time and Casual			Total Active Employees	Literature Evangelists (Self-employed)	Honorary/Emeritus Credentialed Employees
		FT	PT	FT	PT	FT	PT	FT	PT	FT	PT	FT	PT	FT	PT	FT	PT	FT	PT	FT	PT	C					

INTER-AMERICAN DIVISION (CONT'D)

140	SOUTH COLOMBIAN UNION CONFERENCE	4	2	1	2	1	7	17	...	4
141	Central Colombian Conference	10	1	...	4	1	...	16	1	...	33
142	East Los Llanos Conference	17	5	...	7	4	...	78	...	1	112
143	Pacific Colombian Conference	14	8	...	6	2	...	94	5	4	133
144	South Bogota Conference	10	4	...	6	1	...	26	...	1	48
145	South Colombian Conference	21	5	...	7	5	...	54	5	...	97
146	South Pacific Mission	7	2	...	2	1	...	28	2	...	42
147	Upper Magdalena Conference	19	5	...	8	4	...	22	58
Totals		102	32	1	40	20	1	325	13	6	540	...	4
148	SOUTHEAST MEXICAN UNION MISSION	6	120	119	245	...	14
149	Campeche Mission	10	63	...	14	41	128	9	...
150	Central Tabasco Conference	22	7	...	14	5	48	7	...
151	East Tabasco Mission	7	36	...	12	8	63	12	...
152	Mayab Conference	12	4	...	10	40	66	8	...
153	North Quintana Roo Conference	15	52	...	12	44	123	7	...
154	South Quintana Roo Mission	11	7	...	9	33	60	5	...
155	South Tabasco Conference	15	12	...	6	5	38	14	...
Totals		98	301	...	77	295	771	62	14
156	WEST VENEZUELA UNION MISSION	17	49	...	3	13	...	310	392	...	36
157	Central Andean Venezuela Mission	7	1	...	2	4	...	1	15
158	North Central Venezuela Conference	10	7	...	6	2	...	44	69	1	...
159	Northwestern Venezuela Mission	4	3	...	4	1	...	31	43
160	Southwest Venezuela Conference	13	2	...	11	3	...	85	114
161	West Central Venezuela Conference	16	11	...	3	165	195
162	West Los Llanos Venezuela Conference	12	7	...	13	150	182
163	West Venezuela Conference	17	11	...	9	7	...	118	162
164	Yaracuy Venezuela Mission	7	4	...	2	3	...	45	61
Totals		103	95	...	53	33	...	949	1,233	1	36
165	INTER-AMERICAN DIVISION	48	...	15	...	167	330	...	1	72	...	907	88	4	1,633	...	60
166	Atlantic Caribbean Union Mission	42	...	1	...	41	25	...	11	...	1	...	45	54	...	21	8	...	249	2	33
167	Belize Union of Churches Mission	15	...	1	...	220	2	...	5	100	3	...	50	396	25	10
168	Caribbean Union Conference	167	...	8	...	225	...	64	...	296	...	101	...	5	...	89	...	6	...	191	...	709	1,861	215	28
169	Central Mexican Union Mission	58	74	...	39	13	...	142	...	3	329	248	28
170	Chiapas Mexican Union Conference	159	141	...	135	146	...	153	734	43	19
171	Cuban Union Conference	76	123	3	83	81	1	28	395	...	48
172	Dominican Union Conference	142	550	...	72	237	...	1,084	...	4	2,089	19	151
173	Dutch Caribbean Union Mission	19	...	1	6	1	3	...	2	3	35
174	East Venezuela Union Mission	56	49	...	48	20	...	379	135	...	687	6	8
175	El Salvador Union Mission	44	114	...	2	...	25	...	51	66	35	...	123	9	...	469	44	7
176	French Antilles-Guiana Union Conference	43	...	4	103	...	18	17	2	90	9	...	286	1	123
177	Guatemala Union Mission	35	14	...	16	...	22	...	61	10	...	1	4	...	60	223	98	42
178	Haitian Union Mission	247	39	...	166	...	94	1	56	...	219	870	459	2,151	53	14
179	Honduras Union Mission	35	...	3	...	75	...	9	...	31	...	33	...	6	...	61	27	...	303	583	12	38
180	Inter-Oceanic Mexican Union Conference	159	...	23	...	29	...	5	...	70	...	109	...	7	...	9	...	6	...	53	...	2	472	56	32
181	Jamaica Union Conference	162	...	3	650	...	41	450	...	337	213	...	1,856	288	208
182	North Colombian Union Conference	140	1	122	...	51	5	...	961	145	101	1,526	...	163
183	North Mexican Union Conference	156	194	1	90	63	1	623	27	54	1,209	422	166
184	Panama Union Mission	60	...	17	...	53	...	7	...	32	...	16	...	12	...	81	6	9	6	32	...	7	338
185	Puerto Rican Union Conference	110	...	15	...	170	...	5	...	139	...	36	...	2	...	33	40	...	844	116	3	1,513	1	55
186	South Central American Union Mission	67	77	70	...	43	72	17	...	21	367	6	1

Conference or Mission	Denominational Employees																					Total Active Employees	Literature Evangelists (Self-employed)	Honorary/Emeritus Credentialed Employees					
	22a		22b		23a		23b		24		25a		25b		26a		26b		27		29				30	28	31		
	Ministerial Credential	Commissioned Minister Credential	Commissioned Ministry of Teaching Credential		Administrative Ministries Credential		Missionary Credential		Ministerial License		Commissioned Minister License		Commissioned Ministry of Teaching License		Administrative Ministries License		Missionary License		All Other Employees Including Part Time and Casual										
FT	PT	FT	PT	FT	PT	FT	PT	FT	PT	FT	PT	FT	PT	FT	PT	FT	PT	FT	PT	C									

INTER-AMERICAN DIVISION (CONT'D)

187 South Colombian Union Conference	102									32	1	40										20	1	325	13	6	540		4
188 Southeast Mexican Union Mission	98									301		77										295					771	62	14
189 West Venezuela Union Mission	103									95		53										33		949			1,233	1	36
DIVISION TOTALS	2,343		91		1,186		147		3,648	6	1,311	1	35		566	6	23	6	1,967	5	8,337	1,633	634	21,945	1,602	1,288			

INTER-EUROPEAN DIVISION

1 AUSTRIAN UNION OF CHURCHES CONF.	35	1	2									4	1	5										66	337	15	466	20	16						
2 BULGARIAN UNION OF CHURCHES CONF.	53						1		9		12											58	1				134								
3 CZECHO-SLOVAKIAN UNION CONF	7		3											7													29		56						
4 Bohemian Conference	25		2									13		6													56	11							
5 Moravia-Silesian Conference	29											10		2													65	12							
6 Slovakian Conference	16											9		1													30	19							
Totals	77		5									32		16										50			180	42	56						
7 FRANCO-BELGIAN UNION CONFERENCE	5		2				1		2			1															15		67						
8 Belgian-Luxembourg Conference	8		1						1			6															17								
9 North France Conference	37						1		6			13															66								
10 South France Conference	30								4			4															42								
Totals	80		3				2		13			24												11	3	4		140		67					
11 ITALIAN UNION OF CHURCHES CONF	45		9		2				28	15		16		5													152	3	65						
12 NORTH GERMAN UNION CONFERENCE	6								24																		7	2	6	45		184			
13 Berlin-Central German Conference	54								11			12															2	1	33	113					
14 Hansa Conference	23								5			1															4	8		41					
15 Lower Saxonian Conference	25								5			4															2	1	2	41					
16 Northern Rhenish-Westfalian Conference	37								5			9															2	1		54					
Totals	145								50			26												15	2	12	36	8	294		184				
17 PORTUGUESE UN OF CHURCHES CONF.	32		8		16		7					9		10		8		4									22			116	27	46			
18 ROMANIAN UNION CONFERENCE	29				6		2		150						5													82		10		284	70	73	
19 Banat Conference	42								8			4		1													2			57					
20 Moldavia Conference	54								9			13		4																80					
21 Muntenia Conference	89								12			14		3														8			126				
22 North Transylvania Conference	30								7			7		3																47					
23 Oltenia Conference	51								9			3																3			66				
24 South Transylvania Conference	43								7			6		2														2			60				
Totals	338				6		2		202			47		13		5							97		10				720	70	73				
25 SOUTH GERMAN UNION CONFERENCE			7	1			8		15						1															38		95			
26 Baden-Wuerttemberg Conference	36		5		6	3	2		3			7		1		5	4	1									2		3	11	3	92	2		
27 Bavarian Conference	22	1	4						2	1		7																3	2	1	43				
28 Central Rhenish Conference	24		3				3	1	1	1		6		1															1	9	50				
Totals	82	1	19	1	6	3	13	1	21	2		20		2	1	5	4	1				8		6	14	13		223	2	95					
29 SPANISH UNION OF CHURCHES CONF	48	1	9		43				20			18		4		17												15		65	39	38	317	22	63
30 SWISS UNION CONFERENCE																																	40		
31 French-Italian Swiss Conference	12		1	1					2	4		2																5			27				
32 German Swiss Conference	16		2		1	2			4	9		3																1	9	1	49	23			
Totals	28		3	1	1	2			6	13		5				1							6		9	1		76	23	40					

Conference or Mission	Denominational Employees															28	31											
	1		22a		22b		23a		23b		24		25a		25b			26a		26b		27		29			30	
	FT	PT	Ministerial Credential	Commissioned Minister Credential	Commissioned Ministry of Teaching Credential	Administrative Ministries Credential	Missionary Credential	Ministerial License	Commissioned Minister License	Commissioned Ministry of Teaching License	Administrative Ministries License	Missionary License	All Other Employees Including Part Time and Casual	Total Active Employees	Literature Evan- gelist (Self- employed)			Honorary/ Emeritus Cred- entialed Employees										

INTER-EUROPEAN DIVISION (CONT'D)

33 INTER-EUROPEAN DIVISION	28	...	17	...	39	...	13	...	210	...	36	...	2	...	16	26	...	74	461
34 Austrian Union of Churches Conference	35	1	2	4	1	5	66	337	15	466	20	16	
35 Bulgarian Union of Churches Conference	53	1	...	9	...	12	58	1	134	
36 Czecho-Slovakian Union Conference	77	...	5	32	...	16	180	42	56	
37 Franco-Belgian Union Conference	80	...	3	2	...	13	...	24	11	3	4	...	140	...	67	
38 Italian Union of Churches Conference	45	...	9	...	2	28	15	16	...	5	26	6	152	3	65	
39 North German Union Conference	145	50	...	26	15	2	12	36	8	294	...	184
40 Portuguese Union of Churches Conference	32	...	8	...	16	...	7	9	...	10	...	8	...	4	22	...	116	27	46
41 Romanian Union Conference	338	6	...	2	...	202	...	47	...	13	...	5	97	...	10	720	70	73
42 South German Union Conference	82	1	19	1	6	3	13	1	21	2	20	...	2	1	5	4	1	...	8	...	6	14	13	223	2	95
43 Spanish Union of Churches Conference	48	1	9	...	43	20	...	18	...	4	...	17	15	...	65	39	38	317	22	63
44 Swiss Union Conference	28	...	3	1	1	2	6	13	5	1	6	9	1	...	76	23	40
DIVISION TOTALS	991	3	75	2	113	5	36	3	559	30	249	1	57	1	51	5	5	...	256	18	318	427	74	3,279	209	705

NORTH AMERICAN DIVISION

1 ATLANTIC UNION CONFERENCE	9	1	...	1	...	4	7	...	1	2	...	25	...	278
2 Atlantic Union Conference Institutions	2	...	3	...	15	3	14	3	2	1	1	...	44
3 Bermuda Conference	8	12	12	...	1	...	1	3	6	...	13	2	...	58	13	...
4 Greater New York Conference	78	4	35	1	18	...	26	...	9	...	1	34	4	...	31	6	...	247	31	...
5 New York Conference	10	6	...	1	...	4	...	9	10	...	1	2	5	3	51
6 Northeastern Conference	116	1	1	...	51	...	1	...	36	...	12	11	...	32	4	...	55	106	...	426
7 Northern New England Conference	13	6	1	...	16	...	2	...	3	...	5	6	...	1	2	1	13	8	20	97
8 Southern New England Conference	51	31	...	4	...	17	...	4	...	1	7	...	2	2	...	11	130
Totals	285	11	2	...	154	1	30	...	117	3	40	17	2	1	87	14	3	...	30	8	128	125	20	1,078	44	278
9 CANADA, SDA CHURCH IN	3	...	8	12	1	4	1	2	31	...	53
10 SDA Church in Canada Institutions	6	...	17	...	48	52	1	6	2	2	36	...	18	10	...	198
11 Alberta Conference	46	...	7	...	39	2	20	...	21	...	1	26	4	12	...	214	105	31	528
12 British Columbia Conference	37	3	11	...	43	19	...	23	19	7	...	281	178	...	621
13 Manitoba-Saskatchewan Conference	18	...	3	1	8	1	3	...	6	...	2	3	2	...	561	31	1	640
14 Maritime Conference of the SDA Church, Inc.	7	...	1	...	6	3	...	2	1	4	24
15 Ontario Conference	112	...	7	...	51	23	...	21	...	1	16	...	2	22	...	261	15	8	539
16 Quebec Conference	23	2	9	2	10	...	4	...	1	5	2	1	1	...	1	61
17 SDA Church in Newfoundland and Labrador	4	...	1	4	...	3	1	1	1	1	16
Totals	256	5	55	1	204	5	146	1	80	1	13	...	72	8	3	1	85	1	1,339	340	42	2,658	...	53
18 COLUMBIA UNION CONFERENCE	6	...	1	...	4	...	5	...	19	...	1	5	2	43	...	170
19 Columbia Union Conference Institutions	37	...	3	...	38	1	33	...	38	9	5	...	2	...	15	...	5	...	34	8	16,865	17,093
20 Allegheny East Conference	95	5	3	...	40	...	5	...	26	1	11	8	...	17	11	1	223
21 Allegheny West Conference	24	1	7	1	1	...	3	...	5	6	3	3	2	17	10	83
22 Chesapeake Conference	44	2	3	...	40	...	3	...	20	...	11	...	4	1	28	16	2	30	206	155	565
23 Mountain View Conference	11	...	3	1	...	4	1	4	3	1	...	8	36
24 New Jersey Conference of SDA, Inc.	35	3	1	...	11	8	...	1	1	...	1	15	7	...	2	59	19	163
25 Ohio Conference	35	2	16	...	7	...	5	1	5	1	2	4	18	5	...	13	42	65	221
26 Pennsylvania Conference	34	30	...	2	...	15	...	6	...	2	...	10	...	2	...	27	...	5	144	101	378
27 Potomac Conference	89	2	37	...	12	...	21	...	23	3	1	3	48	1	8	...	16	...	122	346	14	746
Totals	410	15	14	...	223	2	69	...	159	12	72	13	11	9	165	1	15	...	120	14	17,049	814	364	19,551	...	170
28 LAKE UNION CONFERENCE	5	8	...	7	1	2	2	2	27	...	94
29 Lake Union Conference Institutions	5,165	5,165
30 Illinois Conference	32	2	23	...	4	...	5	...	10	16	7	...	21	108	18	246
31 Indiana Conference	23	1	1	...	15	...	3	...	8	...	10	4	4	...	2	...	2	...	18	71	...	162
32 Lake Region Conference	50	...	1	...	8	...	2	...	7	...	8	10	...	2	5	94	...	187
33 Michigan Conference	94	4	2	...	52	1	5	9	23	7	23	2	...	28	3	2	20	1	571	847	12	...
34 Wisconsin Conference	20	...	1	...	21	...	3	...	13	...	9	1	...	14	7	...	1	90
Totals	224	7	4	1	119	1	25	9	63	8	60	3	...	4	72	3	6	...	43	3	5,205	273	591	6,724	12	94

Conference or Mission		Denominational Employees																									
1		22a		22b		23a		23b		24		25a		25b		26a		26b		27		29			30	28	31
Conference or Mission		Ministerial Credential		Commissioned Minister Credential		Commissioned Ministry of Teaching Credential		Administrative Ministries Credential		Missionary Credential		Ministerial License		Commissioned Minister License		Commissioned Ministry of Teaching License		Administrative Ministries License		Missionary License		All Other Employees Including Part Time and Casual			Total Active Employees	Literature Evangelists (Self-employed)	Honorary/Emeritus Credentialed Employees
		FT	PT	FT	PT	FT	PT	FT	PT	FT	PT	FT	PT	FT	PT	FT	PT	FT	PT	FT	PT	C					

NORTH AMERICAN DIVISION (CONT'D)

35	MID-AMERICA UNION CONFERENCE	4	8	...	23	2	37	...	86	
36	Mid-America Union Conference Institutions	7	1	2	...	1	...	67	79	...	8,102	18	62	8,339	
37	Central States Conference	17	3	...	5	1	4	...	6	1	...	1	1	39	
38	Dakota Conference	20	...	1	...	8	...	2	...	8	...	8	...	2	...	1	3	...	11	64	
39	Iowa-Missouri Conference	43	2	15	...	5	...	10	2	8	4	...	9	8	...	106		
40	Kansas-Nebraska Conference	34	14	...	2	...	4	...	25	...	2	...	20	...	3	2	...	13	33	152	
41	Minnesota Conference	25	3	12	...	2	...	11	...	8	5	2	...	5	2	6	3	5	1	243	333	
42	Rocky Mountain Conference	41	...	1	...	27	...	9	...	8	5	8	...	1	...	19	3	11	...	23	192	78	426	
Totals		191	6	2	...	81	...	34	1	135	7	63	6	7	...	46	5	3	...	105	5	8,151	232	416	9,496	...	86	
43	NORTH PACIFIC UNION CONFERENCE	9	10	...	9	5	1	2	1	1	38	...	242	
44	North Pacific Union Conference Institutions	9	79	...	18	...	59	...	1	5	48	...	2,738	2,957	
45	Alaska Conference	13	9	...	2	...	2	1	2	...	2	11	...	75	...	117	
46	Idaho Conference of SDA, Inc.	14	17	...	5	...	4	...	2	5	4	...	4	104	...	159	
47	Montana Conference	17	16	...	2	...	3	4	4	11	1	2	2	...	2	5	117	186	
48	Oregon Conference	90	1	10	...	115	...	17	...	13	...	16	17	...	7	15	...	273	296	460	1,330	
49	Upper Columbia Conference	69	...	1	...	60	...	16	...	12	2	7	...	1	...	40	...	7	...	21	8	18	262	
50	Washington Conference	59	4	5	...	73	...	5	1	20	...	12	2	1	...	9	...	1	...	7	4	31	62	...	296	
Totals		280	5	16	...	369	...	75	1	122	12	43	2	4	...	84	1	24	...	98	24	3,066	542	577	5,345	...	242	
51	PACIFIC UNION CONFERENCE	10	...	3	...	2	15	6	3	1	40	8	365	
52	Pacific Union Conference Institutions	22	...	8	...	164	1	16	...	300	...	2	2	...	17	...	1	5	...	47	3	19,359	48	...	19,995	
53	Arizona Conference	33	9	3	...	20	...	15	...	10	...	9	2	11	...	11	68	68	259	
54	Central California Conference of SDA	76	4	5	...	115	5	13	...	45	52	24	4	3	1	10	...	2	...	46	148	33	37	20	643	
55	Hawaii Conference	17	24	9	...	3	6	11	70	
56	Nevada-Utah Conference	23	16	1	1	6	1	...	3	...	1	2	...	7	11	47	119	
57	Northern California Conference of SDA	131	2	4	1	154	...	20	...	71	...	5	9	1	...	56	...	3	...	60	1	...	244	972	1,734	
58	Southeastern California Conference	168	3	15	3	34	...	248	...	19	4	10	3	49	...	115	191	91	953	
59	Southern California Conference	119	112	5	10	...	44	4	16	15	6	11	...	76	45	...	463	
Totals		599	18	38	4	607	12	109	...	742	62	84	20	14	4	109	6	7	5	240	153	19,601	644	1,198	24,276	8	365	
60	SOUTHERN UNION CONFERENCE	20	...	3	7	2	16	2	5	45	106	...	608	
61	Southern Union Conference Institutions	20	...	1	...	127	...	30	...	194	1	...	17	118	...	46,010	42	320	46,880	
62	Carolina Conference	80	2	41	...	13	...	16	2	12	1	...	7	...	2	7	3	23	153	...	362	14	...	
63	Florida Conference	188	...	13	...	156	...	41	...	39	...	29	...	6	...	89	...	12	...	27	...	784	1,384	
64	Georgia-Cumberland Conference	116	...	4	...	145	...	22	...	35	...	18	38	...	5	26	...	33	347	161	950	
65	Gulf States Conference	25	25	...	2	...	2	1	17	1	...	2	...	1	11	2	38	83	110	320	
66	Kentucky-Tennessee Conference	42	...	1	...	38	23	...	8	6	3	...	2	14	193	330	7	...	
67	South Atlantic Conference	80	...	1	...	37	...	3	...	13	...	9	1	1	...	17	...	1	...	3	...	6	130	...	302	
68	South Central Conference	77	5	2	...	3	27	...	9	9	47	2	181	
69	Southeastern Conference	95	...	1	...	44	...	3	...	16	...	6	17	...	2	4	40	115	343	
Totals		743	7	26	...	616	...	121	2	381	5	108	3	8	...	193	...	29	...	209	5	46,900	856	946	51,158	21	608	
70	SOUTHWESTERN UNION CONFERENCE	5	1	2	...	2	12	1	1	...	7	2	3	36	...	144	
71	Southwestern Union Conference Institutions	6	...	1	...	22	...	13	...	25	10	18	...	3,631	18	44	3,788	
72	Arkansas-Louisiana Conference	42	1	1	...	15	9	...	4	4	5	...	21	38	157	297	
73	Oklahoma Conference	32	...	1	...	6	...	1	...	5	...	8	7	6	4	7	77	
74	Southwest Region Conference	45	5	...	1	...	9	1	8	17	5	...	6	97	
75	Texas Conference	135	11	1	1	115	...	12	...	23	...	13	3	2	...	24	...	1	...	37	15	238	292	82	1,005	
76	Texico Conference	20	...	3	...	8	7	...	11	1	1	...	4	1	2	5	7	80	
Totals		285	13	9	1	173	...	27	...	90	2	44	4	3	...	66	1	1	...	74	24	3,917	350	296	5,380	...	144	
77	ATTACHED FIELD																											
78	Guam-Micronesia Mission	10	113	...	7	110	...	208	448	...	10	

Conference or Mission	Denominational Employees																									
	22a		22b		23a		23b		24		25a		25b		26a		26b		27		29			30	28	31
	Ministerial Credential		Commissioned Minister Credential		Commissioned Ministry of Teaching Credential		Administrative Ministries Credential		Missionary Credential		Ministerial License		Commissioned Minister License		Commissioned Ministry of Teaching License		Administrative Ministries License		Missionary License		All Other Employees Including Part Time and Casual			Total Active Employees	Literature Evangelists (Self-employed)	Honorary/Emeritus Credentialed Employees
FT	PT	FT	PT	FT	PT	FT	PT	FT	PT	FT	PT	FT	PT	FT	PT	FT	PT	FT	PT	FT	PT	C				

NORTH AMERICAN DIVISION (CONT'D)

79 NORTH AMERICAN DIVISION	243	2	22	1	62	...	73	...	292	3	42	...	15	...	21	...	10	...	143	1	68	94	54	1,146	...	6
80 Atlantic Union Conference	285	11	2	...	154	1	30	...	117	3	40	17	2	1	87	14	3	...	30	8	128	125	20	1,078	44	278
81 Canada, SDA Church in	256	5	55	1	204	5	146	1	80	1	13	...	72	8	3	1	85	1	1,339	340	42	2,658	...	53
82 Columbia Union Conference	410	15	14	...	223	2	69	...	159	12	72	13	11	9	165	1	15	...	120	14	17,049	814	364	19,551	...	170
83 Lake Union Conference	224	7	4	1	119	1	25	9	63	8	60	3	...	4	72	3	6	...	43	3	5,205	273	591	6,724	12	94
84 Mid-America Union Conference	191	6	2	...	81	...	34	1	135	7	63	6	7	...	46	5	3	...	105	5	8,151	232	416	9,496	...	86
85 North Pacific Union Conference	280	5	16	...	369	...	75	1	122	12	43	2	4	...	84	1	24	...	98	24	3,066	542	577	5,345	...	242
86 Pacific Union Conference	599	18	38	4	607	12	109	...	742	62	84	20	14	4	109	6	7	5	240	153	19,601	644	1,198	24,276	8	365
87 Southern Union Conference	743	7	26	...	616	...	121	2	381	5	108	3	8	...	193	...	29	...	209	5	46,900	856	946	51,158	21	608
88 Southwestern Union Conference	285	13	9	1	173	...	27	...	90	2	44	4	3	...	66	1	1	...	74	24	3,917	350	296	5,380	...	144
89 Attached Field	10	113	...	7	110	...	208	448	...	10
DIVISION TOTALS	3,526	89	188	8	2,608	21	563	13	2,360	115	643	69	77	18	915	39	101	6	1,257	238	105,632	4,270	4,504	127,260	85	2,056

NORTHERN ASIA-PACIFIC DIVISION

1 CHINESE UNION MISSION	16	40	...	8	145	1	1,048	43	181	1,482	...	5
2 China	132	4,364	4,496
3 Hong Kong-Macao Conference	15	16	...	34	127	...	200	392
Totals	163	56	...	42	4,636	1	1,248	43	181	6,370	...	5
4 JAPAN UNION CONFERENCE	20	114	350	...	3	14	76	...	953	723	...	2,253	...	79
5 East Japan Conference	25	1	...	7	33	110	...
6 Okinawa Mission	6	2	1	...	9	19	...
7 West Japan Conference	11	4	...	9	24	62	...
Totals	62	114	355	...	21	14	76	...	953	724	...	2,319	191	79
8 KOREAN UNION CONFERENCE	127	167	...	3	943	...	1,005	2,245	...	306
9 East Central Korean Conference	188	74	...	31	171	...	26	490	33	...
10 Middlewest Korean Conference	103	37	...	17	38	...	11	206	11	...
11 North Korean Mission
12 Southeast Korean Conference	91	10	...	10	18	...	28	157	7	...
13 Southwest Korean Conference	70	14	...	18	39	...	24	165	9	...
14 West Central Korean Conference	188	49	...	38	66	...	10	351	24	...
15 Jeju Attached Region	6	1	7
Totals	773	351	...	117	1,275	...	1,105	3,621	84	306
16 ATTACHED FIELDS
17 Mongolia Mission	12	5	8	...	11	8	...	1	...	7	...	20	72	7	...
18 Taiwan Conference	52	2	...	30	2	34	...	8	128	25	...
Totals	64	5	10	...	41	2	8	...	1	...	41	...	28	200	32	...
19 NORTHERN ASIA-PACIFIC DIVISION	24	2	1	...	5	...	12	...	94	...	4	3	...	3	...	37	1	1,009	42	108	1,345
20 Chinese Union Mission	163	56	...	42	4,636	1	1,248	43	181	6,370	...	5
21 Japan Union Conference	62	114	355	...	21	14	76	...	953	724	...	2,319	191	79
22 Korean Union Conference	773	351	...	117	1,275	...	1,105	3,621	84	306
23 Attached Fields	64	5	10	...	41	2	8	...	1	...	41	...	28	200	32	...
DIVISION TOTALS	1,086	2	1	...	124	...	12	...	866	...	225	2	25	...	4	...	6,065	2	4,343	809	289	13,855	307	390

SOUTH AMERICAN DIVISION

1 ARGENTINA UNION CONFERENCE	41	134	...	12	6	...	2,350	2,543	...	45
2 Buenos Aires Conference	56	31	...	8	3	...	402	500	45	...
3 Central Argentine Conference	38	12	...	14	3	...	345	412	6	...
4 Central West Argentine Mission	17	4	...	3	1	...	48	73	20	...
5 North Argentine Conference	28	27	...	25	612	692	11	...

Conference or Mission	Denominational Employees															Total Active Employees	Literature Evangelists (Self-employed)	Honorary/Emeritus Credentialed Employees												
	22a		22b		23a		23b		24		25a		25b		26a				26b		27			29			30	28	31	
	Ministerial Credential	Commissioned Minister Credential	Commissioned Ministry of Teaching Credential	Administrative Ministries Credential	Missionary Credential	Ministerial License	Commissioned Minister License	Commissioned Ministry of Teaching License	Administrative Ministries License	Missionary License	All Other Employees Including Part Time and Casual	FT	PT	C																

SOUTH AMERICAN DIVISION (CONT'D)

ARGENTINA UNION CONFERENCE (CONT'D)																											
6 Northwest Argentine Mission	14	3	...	7	2	...	112	138	3	...	
7 South Argentine Conference	20	15	...	10	2	...	319	366	30	...	
Totals	214	226	...	79	17	...	4,188	4,724	115	45	
BOLIVIA UNION MISSION																											
8 Central Bolivia Mission	19	14	...	3	9	...	237	282	...	57	
9 East Bolivia Mission	27	4	...	15	3	...	234	283	53	...	
10 West Bolivia Mission	28	7	...	22	2	...	395	454	42	...	
11 West Bolivia Mission	37	1	...	25	5	...	495	563	35	...	
Totals	111	26	...	65	19	...	1,361	1,582	130	57	
CENTRAL BRAZIL UNION CONFERENCE																											
12 Central Sao Paulo Conference	43	159	...	27	114	...	2,492	2,835	...	200	
13 East Sao Paulo Conference	55	26	...	15	24	...	454	574	81	...	
14 Sao Paulo Conference	58	37	...	20	11	...	559	685	25	...	
15 Sao Paulo Valley Conference	76	46	...	20	21	...	1,706	1,869	78	...	
16 South Sao Paulo Conference	46	21	...	20	22	...	727	836	47	...	
17 Southeast Sao Paulo Conference	64	28	...	12	28	...	928	1,060	47	...	
18 Southwest Sao Paulo Conference	40	18	...	7	11	...	678	754	43	...	
19 West Sao Paulo Conference	50	30	...	9	3	...	431	523	46	...	
20 West Sao Paulo Conference	54	17	...	9	16	...	787	883	110	...	
Totals	486	382	...	139	250	...	8,762	10,019	477	200	
CHILE UNION MISSION																											
21 Central Chile Mission	25	35	...	4	20	...	814	898	...	38	
22 Central South Chile Conference	16	6	...	4	3	...	158	187	
23 Metropolitan Chile Conference	32	26	...	11	18	...	968	1,055	
24 North Chile Mission	35	11	...	7	6	...	211	270	
25 Pacific Chile Mission	21	4	...	6	9	...	370	410	25	...	
26 South Austral Chile Conference	23	2	...	6	25	...	277	333	7	...	
27 South Metropolitan Chile Mission	29	21	...	11	4	...	395	460	15	...	
28 South Metropolitan Chile Mission	18	7	...	5	2	...	231	263	
Totals	199	112	...	54	87	...	3,424	3,876	47	38	
EAST BRAZIL UNION MISSION																											
29 Bahia Conference	31	17	27	...	482	557	...	19	
30 Central Bahia Conference	55	13	...	14	11	...	723	816	45	...	
31 North Bahia Mission	29	7	...	15	185	236	22	...	
32 Sergipe Mission	30	1	...	11	5	...	119	166	24	...	
33 South Bahia Conference	27	5	...	14	8	...	96	150	19	...	
34 Southwest Bahia Mission	43	4	...	15	3	...	207	272	15	...	
35 Southwest Bahia Mission	36	1	...	15	6	...	244	302	46	...	
Totals	251	48	...	84	60	...	2,056	2,499	171	19	
ECUADOR UNION MISSION																											
36 North Ecuador Mission	8	10	...	2	6	...	207	233	...	9	
37 South Ecuador Mission	26	3	...	17	1	...	159	206	48	...	
38 South Ecuador Mission	27	1	...	18	4	...	230	280	12	...	
Totals	61	14	...	37	11	...	596	719	60	9	
NORTH BRAZIL UNION MISSION																											
39 Maranhao Conference	20	17	...	3	19	...	1,610	1,669	...	6	
40 North Para Conference	56	25	504	585	85	...	
41 Para-Amapa Mission	35	1	...	19	5	...	366	426	35	...	
42 South Maranhao Mission	33	12	387	432	
43 South Para Conference	25	5	...	25	1	...	356	412	13	...	
44 West Para Mission	32	3	...	21	6	...	372	434	36	...	
45 West Para Mission	19	3	...	20	5	...	149	196	10	...	
Totals	220	29	...	125	36	...	3,744	4,154	179	6	

Conference or Mission	Denominational Employees														Total Active Employees	Literature Evangelists (Self-employed)	Honorary/Emeritus/Credentialed Employees												
	22a		22b		23a		23b		24		25a		25b					26a		26b		27		29			30	28	31
	Ministerial Credential	Commissioned Minister Credential	Commissioned Ministry of Teaching Credential		Administrative Ministries Credential		Missionary Credential		Ministerial License		Commissioned Minister License		Commissioned Ministry of Teaching License					Administrative Ministries License		Missionary License		All Other Employees Including Part Time and Casual							
FT	PT	FT	PT	FT	PT	FT	PT	FT	PT	FT	PT	FT	PT	FT	PT	FT	PT	FT	PT	C									

SOUTH AMERICAN DIVISION (CONT'D)

46 NORTH PERU UNION MISSION	58							84		10										42		1,764			1,958	91	67
47 East Central Peru Conference	37							7		12										6		208			270	12	
48 North Pacific Conference	46							6		14										5		127			198	10	
49 North Peru Mission	44							4		21										5		225			299	2	
50 Northeast Peru Mission	24							5		17												143			189	7	
51 West Central Peru Mission	46							7		17										3		124			197	12	
Totals	255							113		91										61		2,591			3,111	134	67
52 NORTHEAST BRAZIL UNION MISSION	7							2												16		181			206		12
53 Alagoas Mission	26							3		9										2		200			240	19	
54 Ceara Conference	37							37		6										7		181			231	15	
55 Central Pernambuco Conference	41							2		13										8		244			308	9	
56 Northeast Brazil Mission	36							4		10										3		111			164	32	
57 Pernambuco Conference	38							2		11										2		270			323	12	
58 Piaui Mission	20							1		3										1		52			77	10	
Totals	205							14		52										39		1,239			1,549	97	12
59 NORTHWEST BRAZIL UNION MISSION	10							5		5										15		32			67	10	12
60 Amazonas-Roraima Conference	44							1		25										6		315			391	31	
61 Central Amazon Conference	44							6		17										8		387			462	45	
62 South Rondonia Conference	34							3		5										3		329			374	11	
63 West Amazon Conference	30							4		24										5		275			338	21	
Totals	162							19		76										37		1,338			1,632	118	12
64 PARAGUAY UNION OF CHURCHES MISS	26							22		9										20		334			411	1	11
65 SOUTH BRAZIL UNION CONFERENCE	17							11		1										29		475			533		145
66 Central Parana Conference	57							7		7										11		632			714	20	
67 Central Rio Grande do Sul Conference	43							10		17										9		470			549	28	
68 North Parana Conference	46							2		12										6		341			407	35	
69 North Santa Catarina Conference	39							5		14										10		526			594	38	
70 Rio Grande do Sul Conference	55							12		17										8		822			914	38	
71 Santa Catarina Conference	45							3		14										9		531			602	18	
72 South Parana Conference	45							3		8										10		676			742	15	
73 West Parana Mission	28							1		15										6		412			462	13	
74 Western Rio Grande do Sul Mission	25							2		8												228			263	19	
Totals	400							56		113										98		5,113			5,780	224	145
75 SOUTH PERU UNION MISSION	14							45												20		1,574			1,653		13
76 Central Andina Mission	13							2		19										4		71			109	22	
77 Central Peru Conference	44							14		20										1		329			408		
78 East Peru Mission	15							3		26										6		147			197	23	
79 Lake Titicaca Mission	37							4		15										7		268			331	17	
80 South Peru Mission	30							8		24										4		285			351		
81 Southeast Peru Mission	19							5		17												269			310	5	
Totals	172							81		121										42		2,943			3,359	67	13
82 SOUTHEAST BRAZIL UNION CONFERENCE	17							41		2										11		1,347			1,418		48
83 Central Minas Conference	48							2		17												111			178	47	
84 East Minas Conference	29							9		11										3		263			315	9	
85 Espirito Santo Conference	38							3		16										9		201			267	4	
86 North Minas Mission	19							2		10												121			152	11	
87 Rio de Janeiro Conference	36							13		3										6		480			538	29	
88 Rio Fluminense Conference	44							10		7										7		345			413	15	
89 South Espirito Santo Conference	43							2		19										7		192			263	21	

Conference or Mission	Denominational Employees														Total Active Employees	Literature Evangelists (Self-employed)	Honorary/Emeritus Credentialed Employees													
	22a		22b		23a		23b		24		25a		25b					26a		26b		27			29			30	28	31
	Ministerial Credential	Commissioned Minister Credential	Commissioned Ministry of Teaching Credential	Administrative Ministries Credential	Missionary Credential	Ministerial License	Commissioned Minister License	Commissioned Ministry of Teaching License	Administrative Ministries License	Missionary License	All Other Employees Including Part Time and Casual	FT	PT	C																

SOUTH AMERICAN DIVISION (CONT'D)

SOUTHEAST BRAZIL UNION CONF (CONT'D)																											
90	South Minas Conference	34	3	...	7	4	...	88	136	26	...
91	South Rio Conference	49	10	...	13	4	...	539	615	43	...
Totals		357	95	...	105	51	...	3,687	4,295	205	48
92	URUGUAY UNION OF CHURCHES MISSION	25	6	...	6	4	...	197	238	21	2
93	WEST CENTRAL BRAZIL UNION MISSION	11	8	...	2	13	...	744	778	...	31
94	Central Brazil Conference	45	9	...	11	6	...	625	696	36	...
95	Central Planalto Conference	53	22	...	15	7	...	796	893	47	...
96	Mato Grosso Conference	71	19	...	17	716	823	29	...
97	South Mato Grosso Conference	46	8	...	9	3	...	454	520	48	...
98	Tocantins Mission	20	1	...	9	4	...	329	363	27	...
Totals		246	67	...	63	33	...	3,664	4,073	187	31
99	SOUTH AMERICAN DIVISION	71	194	...	3	100	...	2,571	2,939
100	Argentina Union Conference	214	226	...	79	17	...	4,188	4,724	115	45
101	Bolivia Union Mission	111	26	...	65	19	...	1,361	1,582	130	57
102	Central Brazil Union Conference	486	382	...	139	250	...	8,762	10,019	477	200
103	Chile Union Mission	199	112	...	54	87	...	3,424	3,876	47	38
104	East Brazil Union Mission	251	48	...	84	60	...	2,056	2,499	171	19
105	Ecuador Union Mission	61	14	...	37	11	...	596	719	60	9
106	North Brazil Union Mission	220	29	...	125	36	...	3,744	4,154	179	6
107	North Peru Union Mission	255	113	...	91	61	...	2,591	3,111	134	67
108	Northeast Brazil Union Mission	205	14	...	52	39	...	1,239	1,549	97	12
109	Northwest Brazil Union Mission	162	19	...	76	37	...	1,338	1,632	118	12
110	Paraguay Union of Churches Mission	26	22	...	9	20	...	334	411	1	11
111	South Brazil Union Conference	400	56	...	113	98	...	5,113	5,780	224	145
112	South Peru Union Mission	172	81	...	121	42	...	2,943	3,359	67	13
113	Southeast Brazil Union Conference	357	95	...	105	51	...	3,687	4,295	205	48
114	Uruguay Union of Churches Mission	25	6	...	6	4	...	197	238	21	2
115	West Central Brazil Union Mission	246	67	...	63	33	...	3,664	4,073	187	31
DIVISION TOTALS		3,461	1,504	...	1,222	965	...	47,808	54,960	2,233	715

SOUTH PACIFIC DIVISION

1	AUSTRALIAN UNION CONFERENCE	11	4	2	6	...	19	6	1	...	21	12	4	7	...	93	...	255		
2	Greater Sydney Conference	52	4	...	85	26	6	2	4	1	9	...	1	57	18	13	6	44	180	317	825		
3	North New South Wales Conference	42	4	2	2	193	51	15	5	24	2	10	...	49	13	17	...	98	338	392	1,257		
4	Northern Australian Conference	10	6	...	2	4	10	2	13	5	4	14	22	92		
5	South Australian Conference	17	1	...	37	14	1	2	4	19	8	1	...	1	1	16	136	109	367		
6	South New South Wales Conference	13	10	...	2	...	3	...	3	2	...	15	20	25	93		
7	South Queensland Conference	52	2	...	108	22	4	...	31	1	8	...	1	51	9	4	...	7	6	124	266	276	973		
8	Tasmanian Conference	7	5	2	8	2	2	2	1	15	...	44		
9	Victorian Conference	39	4	3	2	...	5	1	10	6	6	1	36	105	39	7	1	72	340	196	883		
10	Western Australian Conference	26	...	1	...	26	4	10	14	3	2	...	1	1	6	1	...	5	4	21	131	35	291	10	...		
Totals		269	15	6	5	474	119	50	8	106	21	48	1	39	10	300	97	7	...	88	37	399	1,447	1,372	4,918	10	255
11	NEW ZEALAND PACIFIC UNION CONF	4	3	...	4	...	8	2	...	5	...	3	29	...	33		
12	Cook Islands Mission	4	...	1	...	11	2	5	...	23		
13	French Polynesia Mission	8	...	8	4	...	16	...	4	1	1	...	7	49	14	...		
14	New Caledonia Mission	4	1	...	2	7	2	...		
15	North New Zealand Conference	32	...	1	...	22	...	7	3	...	15	11	9	...	7	107		
16	South New Zealand Conference	6	7	...	2	1	6	...	1	7	10	40		
17	Pitcairn Island Attached Church	
Totals		58	...	10	...	43	...	17	1	30	...	27	...	1	...	19	...	2	...	15	...	32	255	16	33

Conference or Mission	Denominational Employees														Total Active Employees	Literature Evangelists (Self-employed)	Honorary/Emeritus Credentialed Employees												
	22a		22b		23a		23b		24		25a		25b					26a		26b		27		29			30	28	31
	Ministerial Credential	Commissioned Minister Credential	Commissioned Ministry of Teaching Credential		Administrative Ministries Credential		Missionary Credential		Ministerial License		Commissioned Minister License		Commissioned Ministry of Teaching License					Administrative Ministries License		Missionary License		All Other Employees Including Part Time and Casual							
FT	PT	FT	PT	FT	PT	FT	PT	FT	PT	FT	PT	FT	PT	FT	PT	FT	PT	FT	PT	C									

SOUTH PACIFIC DIVISION (CONT'D)

18 PAPUA NEW GUINEA UNION MISSION	15	...	3	...	19	...	3	...	47	14	30	37	168	4	...		
19 Bougainville Mission	14	...	1	...	65	3	...	9	...	18	3	...	7	120	3	...		
20 Central Papua Conference	33	...	1	...	107	...	2	...	15	...	31	...	24	...	1	...	50	...	62	326	121	...		
21 Eastern Highlands Simbu Mission	33	...	4	...	1	...	1	...	6	...	42	6	...	69	162	19	...		
22 Madang Manus Mission	18	...	1	...	22	...	1	...	3	...	4	...	56	5	...	69	179	30	...		
23 Morobe Mission	33	...	2	...	15	...	1	...	3	...	50	...	30	10	...	21	165	75	...		
24 New Britain New Ireland Mission	20	1	...	10	...	27	...	1	11	...	12	82	54	...		
25 Northern and Milne Bay Mission	6	19	...	1	...	1	...	14	...	14	5	...	13	73		
26 Sepik Mission	14	27	1	...	17	...	13	...	1	...	9	...	5	87	11	...		
27 South West Papua Mission	6	1	...	1	...	13	...	20	1	...	1	43		
28 Western Highlands Mission	66	1	...	7	...	79	...	1	14	...	63	231	16	...		
Totals	258	...	12	...	275	...	12	...	97	...	286	...	1	...	190	...	2	...	144	...	322	...	37	1,636	333	...
29 TRANS PACIFIC UNION MISSION	14	5	...	6	...	28	1	3	...	2	9	...	10	...	1	79		
30 Fiji Mission	29	...	2	7	...	9	...	20	...	20	...	1	...	5	...	5	98	20	...		
31 Kiribati Mission	6	6	1	...	3	...	2	...	6	...	6	...	11	41		
32 Samoa-Tokelau Mission	20	22	...	5	...	6	...	11	...	8	...	2	...	9	...	2	85	10	...		
33 Solomon Islands Mission	73	...	7	...	762	23	...	29	...	60	...	110	1,064		
34 Tonga Mission	8	...	4	...	22	...	3	5	...	7	...	1	19	70		
35 Vanuatu Mission	28	...	1	...	56	...	5	...	33	...	10	...	8	...	98	...	27	...	43	309		
36 American Samoa Attached Region	7	...	3	...	2	...	1	3	...	2	...	19	...	1	38	4	...		
37 Niue Attached Church	1	1		
38 Tuvalu Attached District	1	4	1	6		
Totals	187	...	17	...	875	...	27	...	77	1	78	...	68	...	198	...	5	...	167	...	77	13	1	1,791	34	...
<i>Note—Statistics for Nauru Attached Church are on the Trans Pacific Union roll.</i>																										
39 SOUTH PACIFIC DIVISION	34	...	10	1	63	3	43	...	159	12	3	...	19	1	4	...	153	25	2,018	1,138	1,261	4,947		
40 Australian Union Conference	269	15	6	5	474	119	50	8	106	21	48	1	39	10	300	97	88	37	399	1,447	1,372	4,918	10	255		
41 New Zealand Pacific Union Conference	58	...	10	...	43	...	17	1	30	...	27	...	1	...	19	...	15	...	32	255	16	33		
42 Papua New Guinea Union Mission	258	...	12	...	275	...	12	...	97	...	286	...	1	...	190	...	144	...	322	...	37	1,636	333	...		
43 Trans Pacific Union Mission	187	...	17	...	875	...	27	...	77	1	78	...	68	...	198	...	5	...	167	...	77	13	1	1,791	34	...
DIVISION TOTALS	806	15	55	6	1,730	122	149	9	469	34	442	1	109	10	726	98	20	...	567	62	2,848	2,598	2,671	13,547	393	288

SOUTHERN AFRICA-INDIAN OCEAN DIVISION

1 BOTSWANA UNION CONFERENCE	4	...	1	...	1	...	1	...	6	...	1	4	...	1	...	2	21	...	23
2 North Botswana Conference	6	11	67	84	48	...
3 South Botswana Conference	15	2	...	4	...	16	...	12	1	...	1	...	70	121	298	...
Totals	25	...	1	...	1	...	3	...	10	...	28	...	12	1	4	2	...	139	226	346	23
4 INDIAN OCEAN UNION CONFERENCE	16	...	8	...	27	52	2	2	...	13	...	54	13	37	224	...	65
5 Central Malagasy Conference	52	...	6	...	49	...	2	...	32	...	38	...	2	3	16	...	2	...	7	...	21	230	150	...
6 Mahajanga Mission	20	12	...	1	...	6	...	2	1	...	1	...	3	...	14	60	45	...
7 Mauritius Conference	10	1	5	...	3	2	...	4	...	1	27	45	...
8 Mayotte Field Station	1	1	1
9 North Malagasy Conference	18	...	1	...	5	...	2	...	4	...	6	5	2	...	3	46	13	...
10 Reunion Conference	3	2	...	3	1	...	1	10	5	...
11 Seychelles Mission	1	1	1	...	4	...	1	1	...	1	...	1	11	21	...
12 South Malagasy Conference	27	...	1	...	14	...	1	...	9	...	14	...	1	...	2	...	1	...	4	...	5	79	28	...
Totals	148	...	16	2	107	...	6	...	111	...	70	...	6	3	24	...	9	...	35	...	97	15	39	688	307	65
13 MALAWI UNION CONFERENCE	12	61	361	...	12	33	199	...	480	85	...	1,243	...	12
14 Central Malawi Conference	59	36	18	...	9	11	17	...	2	152	176	...
15 North Malawi Field	34	8	...	7	5	...	3	57	117	...
16 South Malawi Field	70	37	14	...	3	12	4	...	1	141	313	...
Totals	175	134	401	...	31	56	225	...	480	91	...	1,593	606	12

Conference or Mission	Denominational Employees														Total Active Employees	Literature Evangelists (Self-employed)	Honorary/Emeritus Credentialed Employees													
	22a		22b		23a		23b		24		25a		25b					26a		26b		27			29			30	28	31
	Ministerial Credential	Commissioned Minister Credential	Commissioned Ministry of Teaching Credential	Administrative Ministries Credential	Missionary Credential	Ministerial License	Commissioned Minister License	Commissioned Ministry of Teaching License	Administrative Ministries License	Missionary License	All Other Employees Including Part Time and Casual	FT	PT	C																

SOUTHERN AFRICA-INDIAN OCEAN DIVISION (CONT'D)

17 MOZAMBIQUE UNION MISSION	10	2	...	8	...	7	...	2	...	1	3	...	3	...	4	...	40	...	28						
18 Central Mission	14	...	8	...	8	...	2	...	1	...	11	...	7	...	3	...	19	...	73	...	1	...					
19 North Mission	12	...	1	12	...	1	...	3	5	...	34	...	9	...						
20 North-East Mission	8	...	2	1	...	2	...	3	3	...	19	...	16	...					
21 South Mission	13	...	1	2	...	8	27	...	3	5	...	5	...	64	...	19	...						
Totals	57	...	12	...	10	...	12	...	28	...	6	...	3	4	41	...	3	12	...	16	...	26	...	230	...	45	28
22 NORTH-EASTERN ANGOLA UN MISSION	10	...	7	2	1	6	26	...	27							
23 East Association Mission	8	5	11	...	11	...	8	...	3	...	2	...	48							
24 North Association Mission	22	...	1	...	8	...	10	...	52	...	1	...	16	...	4	2	4	120							
Totals	30	...	1	23	...	17	...	63	...	11	...	11	1	25	...	4	4	4	194	...	27				
25 NORTHERN ZAMBIA UNION CONFERENCE	6	...	2	14	...	1	4	...	3	...	30	...	24								
26 Copperbelt Zambia Conference	23	14	...	18	5	...	2	...	62	...	353	...								
27 Luapula Zambia Conference	9	4	...	6	2	...	13	...	2	36	...	64	...								
28 Midlands Zambia Conference	22	16	...	13	...	7	...	11	...	69	...	260	...											
29 North Zambia Field	8	9	...	10	...	5	32	...	135	...											
Totals	68	...	2	57	...	48	23	...	29	...	2	229	...	812	24							
30 SOUTHERN AFRICA UNION CONFERENCE	21	...	7	...	19	...	8	...	135	1	1	...	7	...	7	...	85	3	155	449	...	113			
31 Cape Conference	57	...	5	...	80	51	...	40	...	4	...	20	...	34	...	81	...	372					
32 KwaZulu Natal-Free State Conference	25	...	1	...	7	23	...	30	...	2	...	6	...	9	...	3	...	106	...	110	...				
33 Lesotho Conference	4	...	1	...	1	2	...	4	3	...	126	...	1	...	142	...	38	...					
34 North Namibia Conference	5	1	...	7	2	...	4	...	2	...	6	...	27	...	44	...					
35 Northern Conference	40	...	1	...	41	...	5	...	33	...	42	...	1	...	13	...	17	...	264	88	...	545	...	184	...		
36 South Namibia Conference	6	...	1	1	...	5	...	1	...	7	...	1	...	22	...	21	...							
37 Swaziland Conference	6	...	2	3	...	3	1	...	4	19	...	32	...							
38 Trans-Orange Conference	34	...	2	18	...	21	17	...	29	...	121	...	85	...							
Totals	198	...	20	...	148	...	13	...	267	1	153	...	8	...	46	...	10	...	180	3	580	170	6	1,803	...	514	113
39 SOUTHERN ZAMBIA UNION CONFERENCE	18	...	3	...	27	...	7	...	117	11	...	2	...	22	207	...	11					
40 East Zambia Field	9	6	...	6	1	22	...	44	...	54	...							
41 Lusaka Conference	24	13	...	15	4	...	7	...	63	...	286	...								
42 South Zambia Conference	25	17	...	10	4	56	...	463	...									
43 West Zambia Field	12	9	...	6	2	...	6	...	35	...	116	...								
Totals	88	...	3	...	27	...	7	...	162	...	37	...	11	...	2	...	33	...	13	22	...	405	...	919	...	11	
44 SOUTH-WESTERN ANGOLA UN MISSION ..	16	...	2	40	...	4	20	82	...	137								
45 Central Association Mission	80	...	1	16	...	25	5	127									
46 South Association Mission	42	19	...	13	3	77										
Totals	138	...	3	75	...	42	28	286	...	137									
47 ZIMBABWE UNION CONFERENCE	18	82	113	...	97	6	...	316	...	23								
48 Central Zimbabwe Conference	27	4	...	2	...	9	...	4	4	...	2	...	5	...	173	...	44	...							
49 East Zimbabwe Conference	29	21	...	14	3	...	33	...	100	...	107	...								
50 North Zimbabwe Conference	27	15	...	7	6	...	3	...	58	...	52	...								
51 North-West Zimbabwe Conference	17	6	...	4	2	...	7	...	38	...	4	...								
52 South Zimbabwe Conference	16	1	...	8	...	12	1	...	3	...	50	...	91	...	59	...							
53 West Zimbabwe Conference	19	11	...	15	4	...	36	...	85	...	64	...								
Totals	153	4	...	3	...	152	...	56	4	...	2	...	1	...	136	...	280	68	2	861	...	330	...	23	
54 ATTACHED FIELD																											
55 Sao Tome and Principe Mission	6	7	...	1	1	...	1	...	16	...	7	...	0							

Conference or Mission	Denominational Employees														27	29			30	28	31	
	22a		22b		23a		23b		24		25a		25b			26a		26b				
	Ministerial Credential	Commissioned Minister Credential	Commissioned Ministry of Teaching Credential	Administrative Ministries Credential	Missionary Credential	Ministerial License	Commissioned Minister License	Commissioned Ministry of Teaching License	Administrative Ministries License	Missionary License	All Other Employees Including Part Time and Casual			Total Active Employees		Literature Evange- lists (Self- employed)	Honorary/ Emeritus/ Cred- entialed Employees					
FT	PT	FT	PT	FT	PT	FT	PT	FT	PT	FT	PT	FT	PT	FT	PT	C	FT	PT	C			

SOUTHERN AFRICA-INDIAN OCEAN DIVISION (CONT'D)

56 SOUTHERN AFRICA-INDIAN OCEAN DIV	18	5	1					30												20			2	76			
57 Botswana Union Conference	25	1	1		3			10		28		12			1	4				2		139			226	346	23
58 Indian Ocean Union Conference	148	16	2	107		6		111		70		6	3	24		9				35		97	15	39	688	307	65
59 Malawi Union Conference	175			134				401		31				56						225		480	91		1,593	606	12
60 Mozambique Union Mission	57	12		10		12		28		6		3	4	41	3	12				16		26			230	45	28
61 North-Eastern Angola Union Mission	30	1				23		17		63				11		11	1			25		4	4	4	194		27
62 Northern Zambia Union Conference	68	2						57		48										23		29		2	229	812	24
63 Southern Africa Union Conference	198	20		148		13		267	1	153		8		46		10				180	3	580	170	6	1,803	514	113
64 Southern Zambia Union Conference	88	3		27		7		162		37				11		2				33		13	22		405	919	11
65 South-Western Angola Union Mission	138	3						75		42										28					286		137
66 Zimbabwe Union Conference	153			4		3		152		56	4					1				136		280	68	2	861	330	23
67 Attached Field	6							7		1										1		1			16	7	
DIVISION TOTALS	1,104	63	2	432		67		1,317	1	535	4	29	7	191	3	46	5			724	3	1,649	370	55	6,607	3,886	463

SOUTHERN ASIA DIVISION

1 EAST-CENTRAL INDIA UNION SECTION	8							12												202		49			271		
2 Adilabad Region	1																			3					4		
3 Guntur Region	6																			9		13			28		
4 Hyderabad Metro Section	10																			5		3			18	9	
5 North Andhra Section	25							1												19		15			60		
6 North Orissa Region	3																			1					4		
7 North Rayalaseema Section	4																			9		5			18		
8 Northeast Andhra Section	7																			5		6			18		
9 Northwest Andhra Section	9									1										10		3			23		
10 Orissa Section	6									1										2		2			11		
11 South Andhra Section	24																			40		37			101		
12 South Rayalaseema Section	4																			7		2			13		
13 Southeast Andhra Section	18																			8		6			32		
14 Vishaka Metro Region	5																			2		1			8		
15 West Andhra Section	7									1										9		8			25		
Totals	137							13		3										331		150			634	9	
16 NORTHEAST INDIA UNION SECTION	5							8												3		2			18		
17 Arunachal Pradesh Region	2			1						4				5						2		14			28		
18 Assam Region	2	1		27						1				2						5					38		
19 Garo Section	8			2						3				7						2		47			74	4	
20 Khasi Jaintia Conference	4	1		27						12		13		16						23		44			140	5	
21 Manipur Conference	10	5		6						9		4		22						10		31			97	4	
22 Mizo Conference	22			12						23		38		74						37		9			215		
23 Nagaland Region	3	1		1										4						1		3			13	3	
Totals	56	8		76				57		63				130						83		150			623	16	
24 NORTHERN INDIA UNION SECTION	6	5		193				5						14						21		204			448		88
25 Bihar Region	1							3		2												1			7		
26 Chhattisgarh Region	3			1				1		1												2			8	2	
27 Delhi Metro Region	5									1										1					7	2	
28 Eastern Jharkhand Section	3	2								3															8	9	
29 Eastern Uttar Pradesh Region	1			1						6										1		3			12		
30 Haryana Region	1			1						8															10		
31 Himachal Pradesh Region	3																			3		1			7		
32 Madhya Bharat Section	9	2		5						5															21	1	
33 North Bengal Section	9	4		5						6		4										15			43	7	
34 North India Section	12	2		5						1		6								3		4			33	12	
35 South Bengal Section	5	1		2				4		3										3		3			21		

Conference or Mission	Denominational Employees														Total Active Employees	Literature Evangelists (Self-employed)	Honorary/Emeritus Credentialed Employees													
	22a		22b		23a		23b		24		25a		25b					26a		26b		27			29			30	28	31
	Ministerial Credential	Commissioned Minister Credential	Commissioned Ministry of Teaching Credential	Administrative Ministries Credential	Missionary Credential	Ministerial License	Commissioned Minister License	Commissioned Ministry of Teaching License	Administrative Ministries License	Missionary License	All Other Employees Including Part Time and Casual	FT	PT	C																

SOUTHERN ASIA DIVISION (CONT'D)

NORTHERN INDIA UNION SECTION (CONT'D)																															
36	Upper Ganges Section	5	4	1																											
37	Western Jharkhand Section	5	6	11					6	6										1	6							41	11		
38	Western Uttar Pradesh Region	3		2						1										1								7			
	Totals	71	26	227					26	48					14					34	243						689	51	88		
SOUTH-CENTRAL INDIA UNION SECTION																															
39	Bangalore Metro Conference	6						22	11											91	112						432	27	17		
40	Goa-West Karnataka Section	23						2	6	11										6	10						58				
41	Kolar-Chinthamani Region	8	7				1		2											1	10						29				
42	North Karnataka Section	3								10										1	12						26				
43	Raichur-Bellary Region	3						8	2											6	12						31				
44	South Karnataka Section	4							1											1	11						17				
45	Totals	4						4	2											4	19						33				
	Totals	51	7	8	29	24	21			190										110	186						626	27	17		
SOUTHEAST INDIA UNION SECTION																															
46	Chennai Metro Section	8							36	3											639	371					1,057		53		
47	Coimbatore Tirupur Region	26							3	7										5	3						44	2			
48	Dharmapuri Region	5							1											2							8				
49	Erode Nilgiris Section	6							1	5										7							14				
50	Kancheepuram-Chengalpet Section	6							2											1	3						12				
51	North Tamil Conference	4								1										15	7						27	7			
52	Pudukottai-Thirumayam Region	1								1										2	1						5				
53	Sivagangai Ramanathapuram Section	2								6										1							9				
54	South Tamil Conference	29							5	6										4	2						46	2			
55	Thanjavur-Karaikal Section	6							3	6										2	1						18	2			
56	Theni-Periyakulam Region	1								2										2							5				
57	Vellore Region	9																		4	1						14				
58	Villupuram-Thindivanam Region	2							1											2							5	2			
	Totals	111							53	37										687	389						1,277	17	53		
SOUTHWEST INDIA UNION SECTION																															
60	Alappuzha-Pathanamthitta Section	5			3				7	8	17				167						105	157					469	71	9		
61	Idukki Section	5													1					3	6						15				
62	Malabar Region	3									1										5						9				
63	North Kerala Section	1																		1	4						6				
64	South Kerala Section	7									1				3					1	18						30				
65	Totals	10													1					3	26						40				
	Totals	31			3				7	8	19				172						113	216						569	71	9	
WESTERN INDIA UNION SECTION																															
66	Central Maharashtra Conference	4	1					4	8	3					9					6	2						37			13	
67	Gujarat Conference	3	2		30		3			7					28					39	10						121				
68	Mumbai Metro Section	6	1		6		2		1	2					6					8	9						41				
69	North Maharashtra Section	2			3		2		2						11					17	1						38				
70	Saurashtra Region	1					2																				3				
71	South Gujarat Region	1			15		2		1	2					24					24	16						85				
72	South Maharashtra Section	2			9		3			2					23					28	10						77	2			
73	Vidharbha Region (Nagpur)	2			3		2		1	3	1				11					5	2						30				
	Totals	24	5		89		23		13	19	1				159					174	64						571	2	13		
ATTACHED FIELDS																															
75	Andaman and Nicobar Island Region	1																		1							2				
76	East Himalayan Field								1												4						5				
77	Nepal Section									5										1	2						8				
	Totals	1							1	5										2	6						15				

Conference or Mission	Denominational Employees														Total Active Employees	Literature Evangelists (Self-employed)	Honorary/Emeritus Credentialed Employees													
	22a		22b		23a		23b		24		25a		25b					26a		26b		27			29			30	28	31
	Ministerial Credential	Commissioned Minister Credential	Commissioned Ministry of Teaching Credential		Administrative Ministries Credential		Missionary Credential		Ministerial License	Commissioned Minister License	Commissioned Ministry of Teaching License		Administrative Ministries License					Missionary License		All Other Employees Including Part Time and Casual			FT	PT	C					

SOUTHERN ASIA DIVISION (CONT'D)

79 SOUTHERN ASIA DIVISION	48									112		1														501		1,232			1,901			28	
80 East-Central India Union Section	137									13		3															331		150			634		9	
81 Northeast India Union Section	56		8			76				57		63				130											83		150			623		16	
82 Northern India Union Section	71		26			227				26		48				14											34		243			689		51	
83 South-Central India Union Section	51		7			8			29	24		21				190											110		186			626		27	
84 Southeast India Union Section	111									53		37															687		389			1,277		17	
85 Southwest India Union Section	31					3				7		8			19												113		216			569		71	
86 Western India Union Section	24		5			89			23	13		19			1												174		64			571		2	
87 Attached Fields	1									1		5															2		6			15			
DIVISION TOTALS	530		46			403			52	306		205			20												2,035		2,636			6,905		193	208

SOUTHERN ASIA-PACIFIC DIVISION

1 BANGLADESH UNION MISSION	10									109																20		114			253			16
2 East Bangladesh Mission	7									24																		60			91			
3 North Bangladesh Mission	9									31																	13		45			98		2
4 South Bangladesh Mission	7									49																	1		73			130		2
5 West Bangladesh Mission	5									56																	4		63			128		2
Totals	38									269																	38		355			700		6
6 CENTRAL PHILIPPINE UNION CONF	16									358		7															276		29	11	286	983		54
7 Central Visayan Conference	32									91		4															8		12			147		211
8 East Visayan Conference	18									27		10															6				61		86	
9 Negros Occidental Conference	33									56		12															12			6	119		181	
10 Negros Oriental-Siquijor Mission	14									14		4															8				40		63	
11 Romblon Adventist Mission	7									11		5																			23		26	
12 West Visayan Conference	29									59		7															8			2	105		96	
Totals	149									616		49															318		41	11	294	1,478		663
13 EAST INDONESIA UNION CONFERENCE	25									130		1															105	20			13	294		4
14 Bolaang Mongondow and Gorontalo Mission	21									29		12															14				76		28	
15 Central Sulawesi Mission	18									16		9															7				50		11	
16 Luwu Tana Toraja Mission	7									20		9															13		15	2	66		39	
17 Maluku Mission	16									19		9															3				47		23	
18 Minahasa Conference	62									155		18															42				277		209	
19 North Minahasa Conference	58									107		20															56			17	258		80	
20 Northern Island Mission	12									31		10															7				60		20	
21 Papua Mission	26									62		29															15				132		95	
22 South Sulawesi Conference	13									25		12															6				56		15	
23 West Papua Mission	14									40		5															15				74		25	
Totals	272									634		134															283	20	15	2	30	1,390		545
24 MYANMAR UNION MISSION	16									43		8															28		55	1		151		69
25 Ayeyarwady Mission	16									17		6															2		79		48	168		2
26 Central Myanmar Mission	13									16		8															2		27		65	131		5
27 South East Mission	15									5		8															6		45		69	148		
28 Upper Myanmar Mission	22									11		32															7		53		30	155		8
29 Yangon Attached District	12									4		12															1		35		18	82		5
Totals	94									96		74															46		294	1	230	835		20
30 NORTH PHILIPPINE UNION CONFERENCE	41									1,124		2															110		185			1,462		59
31 Central Luzon Conference	93									183		35															58		1		370		1,518	
32 Mountain Provinces Mission	13									48		12															22			10	105		194	
33 Northern Luzon Mission	17									155		4															9				4	189		753

Conference or Mission	Denominational Employees														Total Active Employees	Literature Evangelists (Self-employed)	Honorary/Emeritus Credentialed Employees													
	22a		22b		23a		23b		24		25a		25b					26a		26b		27			29			30	28	31
	Ministerial Credential		Commissioned Minister Credential		Commissioned Ministry of Teaching Credential		Administrative Ministries Credential		Missionary Credential		Ministerial License		Commissioned Minister License					Commissioned Ministry of Teaching License		Administrative Ministries License		Missionary License		All Other Employees Including Part Time and Casual						
FT	PT	FT	PT	FT	PT	FT	PT	FT	PT	FT	PT	FT	PT	FT	PT	FT	PT	FT	PT	C										

SOUTHERN ASIA-PACIFIC DIVISION (CONT'D)

NORTH PHILIPPINE UNION CONFERENCE (CONT'D)																											
34 Palawan Adventist Mission	16	31	...	11	9	...	3	...	39	109	379	...
35 South-Central Luzon Conference	41	139	...	6	9	...	131	326	903	...
36 Southern Luzon Mission	16	38	...	3	7	...	13	77	409	...
Totals	237	1,718	...	73	224	...	333	...	53	2,638	4,156	59
PAKISTAN UNION SECTION																											
37 Northern Section	8	52	22	...	412	494
38 Southern Section	13	6	...	8	1	...	25	53
39 Totals	27	62	...	19	23	...	445	576
SOUTH PHILIPPINE UNION CONFERENCE																											
40 Davao Mission	31	501	9	10	264	59	328	43	236	1,481	...	45
41 North Central Mindanao Conference	42	68	...	9	20	139	498	...
42 Northeastern Mindanao Mission	46	105	25	...	99	275	402	...
43 Southern Mindanao Mission	31	44	15	42	...	132	243	...
44 Western Mindanao Conference	48	74	...	6	24	10	...	162	264	...
45 Zamboanga Peninsula Mission	32	56	31	41	...	160	243	...
46 Totals	21	25	...	5	16	...	63	130	201	...
Totals	251	873	9	30	395	59	490	126	246	2,479	1,851	45
SOUTHEAST ASIA UNION MISSION																											
47 Cambodia Adventist Mission	14	166	...	5	48	...	1,850	201	11	2,295	...	26
48 Peninsular Malaysia Mission	7	29	...	8	32	...	12	88	29	...
49 Sabah Mission	19	11	...	18	1	49	22	...
50 Sarawak Mission	25	102	...	52	58	29	8	274	63	...
51 Singapore Conference	26	43	...	22	24	...	21	2	...	138	46	...
52 Thailand Mission	8	11	...	4	30	20	...	73	4	...
53 Vietnam Mission	42	271	...	27	161	45	110	5	...	661	14	...
54 Lao Attached Field	14	1	...	145	5	...	7	172	39	...
55 Totals	6	4	...	5	4	...	2	21
Totals	161	638	...	286	305	45	2,060	257	19	3,771	217	26
WEST INDONESIA UNION MISSION																											
56 Central Java Mission	40	1,011	...	8	340	...	389	96	91	1,975	...	1
57 East Java Conference	27	24	...	10	4	...	71	136	32	...
58 East Kalimantan Mission	35	59	...	29	118	...	12	253	20	...
59 East Sumatra Mission	56	56	...	11	41	164	54	...
60 West Sumatra Mission	32	52	...	16	16	...	52	168	44	...
61 Nusa Tenggara Mission	137	227	...	55	42	...	86	547	27	...
62 South Sumatra Mission	45	94	...	18	18	...	357	532	28	...
63 West Java Conference	25	33	...	3	88	149	54	...
64 West Kalimantan Attached District	14	19	...	21	1	55	33	...
65 Totals	47	46	...	12	9	...	1	115	59	...
66 Totals	11	6	...	15	6	...	4	42	7	...
Totals	469	1,627	...	198	595	...	1,060	96	91	4,136	358	1
ATTACHED FIELDS																											
67 Sri Lanka Mission of SDA	7	63	...	8	54	132	7	...
68 Timor-Leste Mission	2	2	...	2	27	33
69 Totals	9	65	...	10	54	...	27	165	7	...
SOUTHERN ASIA-PACIFIC DIVISION																											
70 Bangladesh Union Mission	29	87	17	133	...	5
71 Central Philippine Union Conference	38	269	38	...	355	700	6	16
72 East Indonesia Union Conference	149	616	...	49	318	...	41	11	294	1,478	663	54
73 Myanmar Union Mission	272	634	...	134	283	20	15	2	30	1,390	545	4
74 Totals	94	96	...	74	46	...	294	1	230	835	20	69

Conference or Mission	Denominational Employees														Total Active Employees	Literature Evangelists (Self-employed)	Honorary/Emeritus Credentialed Employees													
	22a		22b		23a		23b		24		25a		25b					26a		26b		27			29			30	28	31
	Ministerial Credential	Commissioned Minister Credential	Commissioned Ministry of Teaching Credential		Administrative Ministries Credential		Missionary Credential		Ministerial License		Commissioned Minister License		Commissioned Ministry of Teaching License					Administrative Ministries License		Missionary License		All Other Employees Including Part Time and Casual			C					
FT	PT	FT	PT	FT	PT	FT	PT	FT	PT	FT	PT	FT	PT	FT	PT	FT	PT	FT	PT	C										

SOUTHERN ASIA-PACIFIC DIVISION (CONT'D)

75 North Philippine Union Conference	237							1,718		73										224		333		53	2,638	4,156	59
76 Pakistan Union Section	27							62		19										23		445			576		
77 South Philippine Union Conference	251							873	9	30										395	59	490	126	246	2,479	1,851	45
78 Southeast Asia Union Mission	161							638		286										305	45	2,060	257	19	3,771	217	26
79 West Indonesia Union Mission	469							1,627		198										595		1,060	96	91	4,136	358	1
80 Attached Fields	9							65		10										54		27			165	7	
DIVISION TOTALS	1,736							6,685	9	873										2,298	124	5,120	493	963	18,301	7,823	279

TRANS-EUROPEAN DIVISION

1 ADRIATIC UNION CONFERENCE	7									5												8			20		32			
2 Albanian Mission of SDA	4																								5					
3 Croatian Conference	17									2																19				
4 Slovenian Conference	2							1		1																7				
Totals	30							1		8															12		51	32		
5 BALTIC UNION CONFERENCE	4		2							1																7		22		
6 Estonian Conference	5		1							4		4	1													3	22			
7 Latvian Conference	17						1		5	16																45				
8 Lithuanian Conference	10							2		3							1					1				17				
Totals	36		3				1	7		24		4	1				1			5		6		3	91		22			
9 BRITISH UNION CONFERENCE	13		1		10	4	5		30	6						3	2	2		15	4	6	1		102	47	183			
10 Irish Mission	4		1						1	2																8				
11 North England Conference	36		1				4		8	11		2														70				
12 Scottish Mission	2									2	1		1									1				7				
13 South England Conference	87	1	4		11	1	2		18	12				2												156				
14 Welsh Mission	3																					2				5				
Totals	145	1	7		21	5	11		56	7	27	1	2	1	5	2	2		43	5	6	1			348	47	183			
15 DANISH UNION OF CHURCHES CONF	10	1	4	2			1		4	2																28		20		
16 FINLAND UNION OF CHURCHES CONF	12	1	7	1	6	2	3	1	26	3	1		1							8	7	31	17	15	143		90			
17 HUNGARIAN UNION CONFERENCE	6		2				5		8		1									5		82	73	7	190	1	24			
18 Duna Conference	17		5						1	8																33				
19 Tisza Conference	12								2	11												4				29				
Totals	35		7				5		11	20							1		11		82	73	7	252	1	24				
20 NETHERLANDS UNION CONFERENCE	23	1					2		1	3	2			3								1	1		8		2	47		19
21 NORWEGIAN UNION CONFERENCE							8		19	8																50		11		
22 East Norway Conference									1																	21				
23 North Norway Conference									1													1	4			6				
24 West Norway Conference									1																	5	4	10	1	
Totals							8		19	11										3	5	38	4		88	1	11			

Note—Norwegian Union did not report employees in the ministerial and commissioned ministers credential, nor the ministerial and commissioned ministers license categories.

25 POLISH UNION CONFERENCE	7							1																		96	10	1	116		6
26 East Polish Conference	14							1						3								3				4		25	12		
27 South Polish Conference	11							4						4								4				3		26	11		
28 West Polish Conference	11							2						6												2		21	10		
Totals	43							8					14							7		105	10	1	188	33	6				

Conference or Mission	Denominational Employees														Total Active Employees	Literature Evangelists (Self-employed)	Honorary/Emeritus Credentialed Employees													
	22a		22b		23a		23b		24		25a		25b					26a		26b		27			29			30	28	31
	Ministerial Credential	Commissioned Minister Credential	Commissioned Ministry of Teaching Credential	Administrative Ministries Credential	Missionary Credential	Ministerial License	Commissioned Minister License	Commissioned Ministry of Teaching License	Administrative Ministries License	Missionary License	All Other Employees Including Part Time and Casual	FT	PT	C																

TRANS-EUROPEAN DIVISION (CONT'D)

29 SOUTH-EAST EUROPEAN UNION CONF ...	10	1	1	2	35	19	...	68	...	53			
30 Bosnia and Herzegovina Conference	6	4	1	...	11	2	...				
31 Macedonian Mission	5	2	1	8				
32 North Conference	20	1	7	2	...	30				
33 South Conference	20	4	8	1	...	33	4	...				
Totals	61	1	8	...	2	55	23	...	150	6	53					
34 SWEDISH UNION OF CHURCHES CONF.	14	1	4	10	5	...	7	10	...	4	7	...	1	...	8	6	77	...	26				
35 ATTACHED FIELDS																										
36 Cyprus Section	2	2	4	...	1					
37 Greek Mission	3	4	7	...	5				
38 Iceland Conference	2	1	1	2	1	...	7	...	4					
Totals	7	1	2	1	6	1	...	18	...	10					
39 TRANS-EUROPEAN DIVISION	14	...	1	...	7	1	2	...	19	7	3	1	...	7	2	64	...	9				
40 Adriatic Union Conference	30	1	...	8	12	51	...	32					
41 Baltic Union Conference	36	...	3	1	...	7	...	24	...	4	1	5	...	6	...	91	...	22				
42 British Union Conference	145	1	7	...	21	5	11	...	56	7	27	1	2	1	5	2	2	...	43	5	6	1	...	348	47	183
43 Danish Union of Churches Conference	10	1	4	2	...	1	...	4	2	2	2	28	...	20					
44 Finland Union of Churches Conference	12	1	7	1	6	2	3	1	26	3	1	...	1	...	1	...	8	7	31	17	15	143	...	90		
45 Hungarian Union Conference	35	...	7	5	...	11	...	20	1	...	11	...	82	73	7	252	1	24		
46 Netherlands Union Conference	23	1	2	...	1	3	2	...	3	...	1	1	...	8	...	2	...	47	...	19			
47 Norwegian Union Conference	8	...	19	11	3	5	38	4	...	88	1	11				
48 Polish Union Conference	43	8	14	7	...	105	10	1	188	33	6				
49 South-East European Union Conference	61	1	8	2	55	23	...	150	6	53					
50 Swedish Union of Churches Conference	14	1	4	10	5	...	7	10	...	4	7	...	1	...	8	6	...	77	...	26					
51 Attached Fields	7	1	2	1	6	1	...	18	...	10						
DIVISION TOTALS	416	5	43	4	38	18	39	1	159	45	94	1	25	12	6	2	8	2	94	35	341	131	26	1,545	88	505

WEST-CENTRAL AFRICA DIVISION

1 CAMEROON UNION MISSION	10	106	...	3	41	...	404	...	564
2 Central-South Cameroon Conference	46	24	...	26	20	...	185	...	301	58	...
3 East Cameroon Mission	16	23	...	8	7	...	179	...	233	4	...	
4 North Cameroon Conference	18	21	...	14	15	...	105	...	173	12	...	
5 West Cameroon Mission	14	9	...	18	2	...	11	29	...	83	69	...
Totals	104	183	...	69	85	...	884	29	...	1,354	143	...
6 CENTRAL AFRICAN UNION MISSION	5	2	2	9	...	5	
7 Central African Republic Mission	2	3	...	7	6	...	1	...	2	...	21	
8 Chad Mission	11	3	...	3	47	...	7	...	1	...	72	33	...	
9 Equatorial Guinea Mission	2	10	5	...	2	9	...	2	...	2	...	32	
10 Gabon Mission	4	4	6	...	5	7	...	4	30	
11 Republic of Congo Attached Mission Station	2	1	...	5	1	9	8	...	
Totals	26	14	20	...	22	69	...	17	...	5	...	173	41	5	
12 EASTERN NIGERIA UNION CONFERENCE	11	134	...	11	...	126	42	...	4	...	52	...	253	633	...	118
13 Aba East Conference	24	1	...	12	...	9	...	3	...	20	...	7	...	7	...	83	
14 Aba North Conference	18	1	...	6	...	12	...	12	1	50	
15 Aba South Conference	21	1	...	4	...	17	...	2	4	...	2	...	51	24	...	
16 Abia North-Central Conference	13	1	...	2	...	17	...	6	4	43	
17 Akwa Ibom Conference	3	1	7	...	9	2	22	
18 Anambra Mission	6	1	...	7	...	7	2	23	

Conference or Mission		Denominational Employees																									
1		22a		22b		23a		23b		24		25a		25b		26a		26b		27		29			30	28	31
Conference or Mission		Ministerial Credential		Commissioned Minister Credential		Commissioned Ministry of Teaching Credential		Administrative Ministries Credential		Missionary Credential		Ministerial License		Commissioned Minister License		Commissioned Ministry of Teaching License		Administrative Ministries License		Missionary License		All Other Employees Including Part Time and Casual			Total Active Employees	Literature Evangelists (Self-employed)	Honorary/Emeritus Credentialed Employees
		FT	PT	FT	PT	FT	PT	FT	PT	FT	PT	FT	PT	FT	PT	FT	PT	FT	PT	FT	PT	C					

WEST-CENTRAL AFRICA DIVISION (CONT'D)

EASTERN NIGERIA UNION CONF (CONT'D)																																
19	Bayelsa Mission	1						1				4		5												12	6					
20	Cross River Conference	5								3		7		9												24						
21	Ebonyi Conference	9						1				3		4												17	3					
22	Enugu Conference	4										6		4												16	5					
23	Imo Conference	10						1		3		12		10												36						
24	Port Harcourt Conference	16						1		11		15		15												63	28					
25	Rivers East Conference	7						1				12		4												28	2					
26	Rivers West Conference	14								15		5		11												9	59	6				
Totals		162						134		21		183		133		101		62		4						271	1,160	74	118			
EASTERN SAHEL UNION MISSION																																
27	Benin Mission	4						1		8																3		16		5		
28	Burkina Faso Mission	5						1		1		2		9												8	22	59	107	25		
29	Cote d'Ivoire Conference	5				19		3		3		2		1		12										2	8	19	15	89	18	
30	Niger Mission Station	15		1				10		7		5		1												6	87	62	16	210	25	
31	Togo Mission	1						1	1	1		2															3	14		23		
32	Togo Mission	13				3		5		5		2		4												1	33	39		105	44	
Totals		43		1		22		21		25	1	13		15		12										17	156	193	31	550	112	5
NORTHERN GHANA UNION MISSION																																
33	Ashanti Central Ghana Conference	10						1		5																1	5		22			
34	Ashanti South Ghana Conference	17						1		7		3		1												1	2		32	8		
35	Central Ghana Conference	20						1		1		12		2												2	4		42	4		
36	Green View Ghana Conference	22								9		3														6	5		45	7		
37	Mid-Central Ghana Conference	7								1		9														2	3		22	4		
38	Mid-North Ghana Conference	18						2		8		1														3	8		40	10		
39	Mid-West Ghana Conference	17						1		1		12														5	4		40	12		
40	Mountain View Ghana Conference	19								5		11														2	4		41	13		
41	North Ghana Mission	17						1		2		15														3	1		39	7		
42	South Central Ghana Conference	9						1		6		12														3	6		37	23		
43	Totals	25						1		3		8														6	3		47	28		
Totals		181						9		48		86		3		1										34	45		407	116		
NORTHERN NIGERIA UNION CONF.																																
44	North Central Nigeria Conference	5						1		6																			1	13		
45	North East Nigeria Conference	12						1		3		13	16													3	1		49	24		
46	North West Nigeria Conference	19						1		100	4	10	17													15	16	6	27	215	16	
47	Totals	21						1		4		20	38													5	2		91	25		
Totals		57						4		113	4	43	71													23	16	9	28	368	65	
SOUTHERN GHANA UNION CONFERENCE																																
48	Accra City Conference	10								11	2		1													1	7	7		39		
49	East Ghana Conference	24								35		16														9			84	138		
50	Mid-South Ghana Conference	33								21		12														2			68	48		
51	South West Ghana Conference	28								15	3	22														4			72	4		
52	Totals	29								24		29														6	3		91	44		
Totals		124								106	5	79	1													22	3	7	7	354	234	
WEST AFRICAN UNION MISSION																																
53	Central Liberia Mission	4								7																3			14			
54	Guinea Mission Station	3		3				2		3		2														5		2	3	23	32	
55	Sierra Leone Mission	1								1				2															4			
56	South-East Liberia Mission	6								18		13														7			44	8		
57	South-West Liberia Conference	5		3		56				5		4														5			78	18		
58	Totals	10								9		8														4		2	2	35	47	
Totals		29		6		56		2		43		27		2												24		4	5	198	105	

Conference or Mission	Denominational Employees															Total Active Employees	Literature Evangelists (Self-employed)	Honorary/Emeritus Credentialed Employees												
	22a		22b		23a		23b		24		25a		25b		26a				26b		27			29			30	28	31	
	Ministerial Credential	Commissioned Minister Credential	Commissioned Ministry of Teaching Credential	Administrative Ministries Credential	Missionary Credential	Ministerial License	Commissioned Minister License	Commissioned Ministry of Teaching License	Administrative Ministries License	Missionary License	All Other Employees Including Part Time and Casual	FT	PT	C																

WEST-CENTRAL AFRICA DIVISION (CONT'D)

59 WESTERN NIGERIA UNION CONFERENCE	6	1	...	9	1	17		
60 Delta Conference	11	1	...	1	...	8	3	24	15	...
61 Edo Conference	8	4	...	1	...	2	5	2	22	24	...	
62 Ekiti Conference	10	1	...	1	4	1	17	
63 Kogi Region	4	12	16	1	...	
64 Kwara Conference	9	12	4	...	5	18	6	54	7	...	
65 Lagos Atlantic Conference	16	1	...	1	...	3	2	6	...	1	30	6	...	
66 Lagos Mainland Conference	16	20	...	1	...	2	...	9	17	65	9	...	
67 Ogun Conference	9	1	...	3	...	11	1	11	...	7	...	32	11	...
68 Ondo Mission	8	1	...	4	...	2	15	26	...	
69 Osun Conference	18	...	77	1	...	2	...	2	16	2	118	16	...	
70 Oyo Conference	14	7	...	2	...	2	2	...	14	...	39	7	...	
Totals	129	...	77	...	37	...	9	...	35	...	46	...	51	16	...	47	...	2	449	122	...	
71 WESTERN SAHEL UNION MISSION	3	3	2	8	
72 Cabo Verde Conference	10	3	34	47	
73 Gambia Mission Station	3	1	...	2	1	1	2	46	...	56	
74 Guinea-Bissau Mission	3	1	...	1	135	5	...	145	51	...	
75 Mali Mission	1	1	...	2	11	8	...	23	
76 Senegal/Mauritania Mission	3	3	13	10	...	29	
Totals	23	9	...	8	1	1	...	197	69	...	308	51	...
77 WEST-CENTRAL AFRICA DIVISION	65	...	8	...	158	...	35	...	462	12	3	...	1	...	97	299	...	82	97	...	1,319	
78 Cameroon Union Mission	104	183	...	69	85	...	884	29	...	1,354	143	...
79 Central African Union Mission	26	14	20	...	22	69	17	...	5	173	41	5
80 Eastern Nigeria Union Conference	162	134	...	21	...	183	...	133	...	101	...	62	...	4	89	271	...	1,160	74	118
81 Eastern Sahel Union Mission	43	...	1	...	22	...	21	...	25	1	13	...	15	...	12	17	...	156	193	31	550	112	5
82 Northern Ghana Union Mission	181	9	...	48	...	86	...	3	...	1	34	...	45	407	116	...
83 Northern Nigeria Union Conference	57	4	...	113	4	43	71	23	16	9	...	28	368	65	...
84 Southern Ghana Union Conference	124	106	5	79	1	22	3	7	7	...	354	234	...
85 West African Union Mission	29	...	6	...	56	...	2	...	43	...	27	...	2	24	...	4	5	...	198	105	...
86 Western Nigeria Union Conference	129	...	77	...	37	...	9	...	35	...	46	51	16	...	47	...	2	449	122	...
87 Western Sahel Union Mission	23	9	...	8	1	1	...	197	69	...	308	51	...
DIVISION TOTALS	943	...	92	...	421	...	101	...	1,227	22	529	73	122	...	292	...	4	...	627	19	1,436	400	332	6,640	1,063	128	

ATTACHED TO THE GENERAL CONFERENCE

1 MIDDLE EAST & NORTH AFRICA UN MISS	12	...	1	...	8	...	8	...	17	6	1	2	3	4	62	4	7	135	...	7	
2 East Mediterranean Region	5	5	1	5	...	5	...	5	1	27	5	...	59	
3 Egypt-Sudan Field	10	9	...	1	...	10	...	2	3	17	...	1	6	...	59	1	...
4 Gulf Field	9	1	1	2	...	1	3	2	19
5 Maghreb Region	4	1	2	5	8	20	
6 Turkey-Iran Field	3	1	...	5	...	5	5	1	...	2	...	22
Totals	43	...	1	...	22	1	17	...	37	9	19	...	1	...	4	2	28	8	98	17	7	314	1	7
1 ISRAEL FIELD	6	2	...	1	1	10	

Conference or Mission	Denominational Employees																									
	22a		22b		23a		23b		24		25a		25b		26a		26b		27		29			30	28	31
	Ministerial Credential		Commissioned Minister Credential		Commissioned Ministry of Teaching Credential		Administrative Ministries Credential		Missionary Credential		Ministerial License		Commissioned Minister License		Commissioned Ministry of Teaching License		Administrative Ministries License		Missionary License		All Other Employees Including Part Time and Casual			Total Active Employees	Literature Evangelists (Self-employed)	Honorary/Emeritus Credentialed Employees
FT	PT	FT	PT	FT	PT	FT	PT	FT	PT	FT	PT	FT	PT	FT	PT	FT	PT	FT	PT	FT	PT	C				

WORLD SUMMARY

1 General Conference	175	...	15	...	354	...	205	...	1,338	10	22	2	3	...	18	...	17	...	275	...	10,656	1,504	2,328	16,922	...	93	
2 East-Central Africa Division	1,790	...	349	...	1,380	...	153	...	1,702	...	1,047	...	309	...	955	...	54	...	534	...	1,401	536	648	10,858	6,359	1,260	
3 Euro-Asia Division	647	...	31	2	41	...	96	11	93	18	426	2	3	...	35	4	28	15	53	38	544	134	126	2,347	1,090	574	
4 Inter-American Division	2,343	...	91	...	1,186	...	147	...	3,648	6	1,311	1	35	...	566	6	23	6	1,967	5	8,337	1,633	634	21,945	1,602	1,288	
5 Inter-European Division	991	3	75	2	113	5	36	3	559	30	249	1	57	1	51	5	5	...	256	18	318	427	74	3,279	209	705	
6 North American Division	3,526	89	188	8	2,608	21	563	13	2,360	115	643	69	77	18	915	39	101	6	1,257	238	105,632	4,270	4,504	127,260	85	2,056	
7 Northern Asia-Pacific Division	1,086	2	1	...	124	...	12	...	866	...	225	2	25	...	4	...	6,065	2	4,343	809	289	13,855	307	390	
8 South American Division	3,461	1,504	...	1,222	965	...	47,808	54,960	2,233	715	
9 South Pacific Division	806	15	55	6	1,730	122	149	9	469	34	442	1	109	10	726	98	20	...	567	62	2,848	2,598	2,671	13,547	393	288	
10 Southern Africa-Indian Ocean Division	1,104	...	63	2	432	...	67	...	1,317	1	535	4	29	7	191	3	46	5	724	3	1,649	370	55	6,607	3,886	463	
11 Southern Asia Division	530	...	46	...	403	...	52	...	306	...	205	...	20	...	672	2,035	...	2,636	6,905	193	208	
12 Southern Asia-Pacific Division	1,736	6,685	9	873	2,298	124	5,120	493	963	18,301	7,823	279	
13 Trans-European Division	416	5	43	4	38	18	39	1	159	45	94	1	25	12	6	2	8	2	94	35	341	131	26	1,545	88	505	
14 West-Central Africa Division	943	...	92	...	421	...	101	...	1,227	22	529	73	122	...	292	...	4	...	627	19	1,436	400	332	6,640	1,063	128	
Attached to the General Conference:																											
15 Middle East and North Africa Union Mission ..	43	...	1	...	22	1	17	...	37	9	19	...	1	...	4	2	28	8	98	17	7	314	1	7	
16 Israel Field	6	2	...	1	1	10	
WORLD TOTALS 2016	19,603	114	1,050	24	8,852	167	1,637	37	22,272	299	7,843	156	790	48	4,456	159	310	34	17,746	552	193,167	13,322	12,657	305,295	25,332	8,959	
WORLD TOTALS 2015	19,208	93	1,049	35	8,160	198	1,461	63	21,328	355	7,760	221	588	50	4,074	155	394	44	17,836	390	182,837	12,211	8,611	287,121	22,264	8,738	
Net Increase (Decrease)	395	21	1	(11)	692	(31)	176	(26)	944	(56)	83	(65)	202	(2)	382	4	(84)	(10)	(90)	162	10,330	1,111	4,046	18,174	3,068	221	

SECTION I—EDUCATIONAL INSTITUTIONS AND PRIMARY SCHOOLS

Table 27

Division and Institution	Category (SDA Yearbook 2017 ed. p. 527)	Enrollment and Graduates			Teachers and Other Employees			Division and Institution	Category (SDA Yearbook 2017 ed. p. 527)	Enrollment and Graduates			Teachers and Other Employees		
		SDA Enrollment	Total Enrollment	Graduates	SDA Teachers	Total Teachers	Other Employees			SDA Enrollment	Total Enrollment	Graduates	SDA Teachers	Total Teachers	Other Employees
PART I—Tertiary Institutions								NORTH AMERICAN DIVISION (CONT'D)							
Parenthesized figures after "Totals" represent the number of tertiary institutions in the divisions.								Mid-America Union Conference							
EAST-CENTRAL AFRICA DIVISION								Union College							
East Kenya Union Conference								G 682 893 181 90 121 145							
Adventist University of Africa*								G 1,414 1,894 438 163 200 388							
Ethiopian Union Mission								Pacific Union Conference							
Ethiopia Adventist College								G 1,237 2,384 422 191 247 262							
North East Congo Union Mission								La Sierra University*							
Adventist University of Lukanga (2015)								G 1,857 4,444 1,668 1,002 2,171 1,305							
Northern Tanzania Union Conference								Pacific Union College							
The University of Arusha (2015)								G 925 1,455 387 139 158 198							
Rwanda Union Mission								Southern Union Conference							
Adventist University of Central Africa								C 403 1,912 511 128 281 152							
Uganda Union Mission								Oakwood University							
Bugema University (2014)								G 1,513 1,797 365 133 167 217							
West Kenya Union Conference								Southern Adventist University							
Univ of Eastern Africa Baraton								G 2,164 2,959 758 251 305 323							
Totals (7)								Southwestern Union Conference							
								Southwestern Adventist University							
								G 706 802 160 75 83 62							
								Totals (13)							
								14,489 24,090 6,363 2,681 4,462 3,881							
EURO-ASIA DIVISION								NORTHERN ASIA-PACIFIC DIVISION							
Ukrainian Union Conference								Chinese Union Mission							
Ukrainian Adv Center of Higher Edu								Hong Kong Adventist College							
West Russian Union Conference								C 12 74 20 12 19 28							
Zaoksky Adv Seminary and Institute								Japan Union Conference							
Totals (2)								Saniku Gakuin College							
								C 75 226 59 20 27 20							
								Korean Union Conference							
								Sahmyook Health University College							
								C 408 1,512 752 40 40 30							
								Sahmyook University							
								G 628 5,591 1,380 220 220 281							
								Taiwan Conference							
								Taiwan Adventist College							
								C 304 319 20 16 22 21							
								Totals (5)							
								1,427 7,722 2,231 308 328 380							
INTER-AMERICAN DIVISION								SOUTH AMERICAN DIVISION							
Caribbean Union Conference								Argentina Union Conference							
University of the Southern Caribbean								Misiones Adventist College							
G 798 1,268 193 80 90 142								C 127 189 50 52 53 6							
Chiapas Mexican Union Conference								River Plate Adventist University							
Linda Vista University								G 2,092 2,510 312 938 1,264 24							
G 793 826 176 67 67 79								Bolivia Union Mission							
Cuban Union Conference								Bolivia Adventist University							
Cuba Adventist Theological Seminary								G 1,089 1,506 100 70 92 5							
C 150 151 32 10 10 17								Central Brazil Union Conference							
Dominican Union Conference								Brazil Adventist University - Virtual							
Dominican Adventist University								C 341 453 . . . 63 85 5							
C 1,405 3,345 628 130 151 30								Brazil Adventist University							
Haitian Union Mission								Engenheiro Coelho Campus							
Adventist University of Haiti								C 3,669 4,571 486 287 358 46							
C 525 630 163 78 112 7								C 568 1,492 109 79 113 25							
Jamaica Union Conference								Sao Paulo Campus							
Northern Caribbean University								C 1,611 2,955 . . . 264 374 128							
G 1,969 3,550 1,010 141 203 303								Latin-American Adv Theol Seminary							
North Colombian Union Conference								G							
Colombia Adventist University Corp								Chile Union Mission							
C 1,082 1,458 256 126 206 367								Chile Adventist University							
North Mexican Union Conference								G 757 1,962 321 160 246 15							
Montemorelos University (2015)								East Brazil Union Mission							
G 2,165 2,217 245 179 179 . . .								Northeast Brazil College							
Navjoia University								G 1,928 2,525 420 121 173 16							
C 251 321 54 48 48 37								Ecuador Union Mission							
Puerto Rican Union Conference								Ecuador Adventist College							
Antillean Adventist University								C 74 132 . . . 16 31 7							
G 746 1,338 184 45 45 102								North Brazil Union Mission							
Inter-American Adv Theol Seminary								Amazonia Adventist College							
G no report								C 189 189 42 10 10 40							
South Central American Union Mission								North Peru Union Mission							
Central American Adventist University								Peruvian Union University (Lima)							
C 294 320 126 53 65 19								G 4,705 6,965 . . . 662 833 99							
West Venezuela Union Mission								Juliacca Campus							
Adventist Univ Institute of Venezuela								G 1,948 2,902 317 182 474 32							
C 253 414 142 42 48 93								G 996 1,630 214 63 98 16							
Totals (13)								Tarapoto Campus							
								G 10,431 15,838 3,209 999 1,224 1,196							
								Paraguay Union of Churches Mission							
								Paraguay Adventist University							
								C 40 64 8 21 27 10							
								South Brazil Union Conference							
								Parana Adventist College							
								C 500 760 42 38 45 48							
								Southeast Brazil Union Conference							
								Minas Gerais Adventist College							
								C 85 456 . . . 22 29 100							
								Totals (18)							
								20,719 31,261 2,421 3,048 4,305 622							
INTER-EUROPEAN DIVISION								SOUTH PACIFIC DIVISION							
Austrian Union of Churches Conference								Australian Union Conference							
Bogenhofen Seminary								Avondale College of Higher Education							
C 39 39 18 11 11 20								G 872 1,568 326 67 79 108							
Bulgarian Union of Churches Conference								Papua New Guinea Union Mission							
Bulgarian Theological Seminary								Pacific Adventist University							
JC 10 10 . . . 19 21 1								G 709 1,074 217 43 43 178							
Czech-Slovakian Union Conference								C 614 849 244 29 30 25							
Sazava Theological Seminary								Trans Pacific Union Mission							
C 49 52 . . . 43 43 9								Fulton College							
Franco-Belgian Union Conference								C 270 329 94 27 28 19							
Adventist University of France								Totals (4)							
G 125 131 33 14 17 30								2,465 3,820 881 166 180 330							
Italian Union of Churches Conference								SOUTHERN AFRICA-INDIAN OCEAN DIVISION							
Italian Adventist University Villa Aurora								Indian Ocean Union Conference							
G 65 65 9 9 11 17								Adventist University Zurcher							
North German Union Conference								C 349 438 122 29 59 61							
Friedensau Adventist University								Malawi Union Conference							
G 119 195 49 19 25 38								Malawi Adventist University							
Romanian Union Conference								C 394 591 88 28 33 56							
Romanian Adv Theological Institute								Mozambique Union Mission							
C 149 170 50 14 30 34								C 49 350 . . . 14 41 45							
Spanish Union of Churches Conference								Southern Africa Union Conference							
Spanish Adventist College								Helderberg College							
C 122 127 45 17 17 7								C 234 300 69 31 35 40							
Totals (8)								Southern Zambia Union Conference							
								Rusangu University							
								C 2,652 3,909 474 54 57 65							
								NORTH AMERICAN DIVISION							
								Canada, SDA Church in							
								Burman University							
								C 228 456 115 54 59 65							
								Columbia Union Conference							
								Kettering College							
								C 90 759 240 28 71 47							
								Washington Adventist University							
								G 364 986 239 150 299 124							
								Lake Union Conference							
								Andrews University*							
								G 2,906 3,349 879 277 300 593							

Division and Institution	Category (SDA Yearbook 2017 ed. p. 527)	Enrollment and Graduates			Teachers and Other Employees		
		SDA Enrollment	Total Enrollment	Graduates	SDA Teachers	Total Teachers	Other Employees
PART I—Tertiary Institutions (Cont'd)							
SOUTHERN AFRICA-INDIAN OCEAN DIVISION (CONT'D)							
South-Western Angola Union Mission							
Bongo Adventist Seminary	C	146	146	...	10	10	32
Zimbabwe Union Conference							
Solusi University	G	1,113	2,051	488	41	41	204
Totals (7)		4,937	7,785	1,241	207	276	503
SOUTHERN ASIA DIVISION							
East-Central India Union Section							
Flaiz Adventist College	C	185	296	92	18	59	14
Metas Adventist College (Nuzvid)	C	109	378	204	13	37	12
Northeast India Union Section							
Northeast Adventist College	C	102	198	44	20	44	12
Northern India Union Section							
Metas Adventist College (Ranchi)	C	73	406	91	16	32	12
Roorkee Adventist College	JC	83	554	65	17	48	12
South-Central India Union Section							
Lowry Adventist College	C	187	536	164	28	76	19
Southeast India Union Section							
Vellore Adventist College of Education	C	36	138	101	12	24	10
Western India Union Section							
Metas Adventist College	C	536	604	335	54	114	271
Spicer Adventist University	G	331	652	232	72	154	45
Totals (9)		1,642	3,762	1,328	250	588	407
SOUTHERN ASIA-PACIFIC DIVISION							
Bangladesh Union Mission							
Bangladesh Adv Sem and College	C	191	195	47	15	15	...
Central Philippine Union Conference							
Central Philippine Adventist College	C	765	892	124	77	77	18
East Indonesia Union Conference							
Klabat University	C	1,594	2,995	277	124	124	62
Myanmar Union Mission							
Myanmar Union Adventist Seminary	C	589	610	...	32	32	16
North Philippine Union Conference							
Adv Intl Inst of Advanced Studies*	G	603	604	34	36	36	84
Adventist University of the Philippines	G	3,006	3,779	724	219	229	205
Manila Adventist College	C	387	564	95	46	62	18
Naga View Adventist College	C	206	216	15	25	25	10
Northern Luzon Adventist College	G	494	557	57	41	43	...
Pakistan Union Section							
Karachi Adv College of Health Sciences	C	43	166	79	10	15	6
Pakistan Adv Seminary and College	C	63	80	...	17	17	2
South Philippine Union Conference							
Mountain View College	C	1,721	1,770	288	110	111	78
Northern Mindanao Adventist College	C	430	1,254	195	57	69	31
South Philippine Adventist College	C	363	378	6	33	33	27
Southeast Asia Union Mission							
Adv Coll of Nursing & Health Sciences	C	84	191	41	5	19	4
Asia-Pacific International University	G	592	1,100	29	66	94	85
West Indonesia Union Mission							
Indonesia Adventist University	C	1,688	1,929	...	80	80	38
Surya Nusantara Adventist College	C	208	237	60	23	23	9
Totals (18)		13,027	17,517	2,071	1,016	1,104	693
TRANS-EUROPEAN DIVISION							
Adriatic Union Conference							
Adriatic Union College	C	39	39	...	3	3	3
British Union Conference							
Newbold College of Higher Education	G	248	249	...	19	21	27
Hungarian Union Conference							
Hungarian Adv Theological College	C	46	70	...	16	17	3
Polish Union Conference							
Polish Sr Coll of Theol and Humanities	C	111	935	...	17	98	15
South-East European Union Conference							
Belgrade Theological Seminary	C	22	22	...	25	25	8
Totals (5)		466	1,315	...	80	164	56
WEST-CENTRAL AFRICA DIVISION							
Cameroon Union Mission							
Adventist University Cosendai	C	228	441	86	38	52	24
Eastern Nigeria Union Conference							
Clifford University	C	118	123	...	40	41	80
Southern Ghana Union Conference							
Valley View University	C	1,595	5,483	2,438	87	114	142
West African Union Mission							
Adventist University of West Africa	C	186	1,055	50	30	45	...
Western Nigeria Union Conference							
Babcock University	G	783	8,700	1,819	256	507	590
Totals (5)		2,910	15,802	4,393	451	759	836

Division and Institution	Category (SDA Yearbook 2017 ed. p. 527)	Enrollment and Graduates			Teachers and Other Employees			
		SDA Enrollment	Total Enrollment	Graduates	SDA Teachers	Total Teachers	Other Employees	
PART I—Tertiary Institutions (Cont'd)								
<i>Attached to the General Conference:</i>								
MIDDLE EAST AND NORTH AFRICA UNION MISSION								
Middle East University	G	47	190	34	19	28	11	
WORLD TOTALS 2016 (115)		79,892	145,024	26,103	9,939	14,384	9,795	
<i>*General Conference institutions are listed in the division where the home campus is located.</i>								
Division and Union	Schools	Enrollment and Graduates			Teachers and Other Employees			
		SDA Enrollment	Total Enrollment	Graduates	SDA Teachers	Total Teachers	Other Employees	
PART 2—Worker Training Institutions								
EAST-CENTRAL AFRICA DIVISION								
East Congo Union Mission	1	75	173	6	11	14	3	
East Kenya Union Conference	3	430	607	244	34	35	24	
Northern Tanzania Union Conference	1	no report						
Uganda Union Mission	5	521	1,040	178	51	139	23	
West Kenya Union Conference	4	620	987	393	59	65	42	
Totals	14	1,646	2,807	821	155	253	92	
EURO-ASIA DIVISION								
Ukrainian Union Conference	...	no report						
West Russian Union Conference	1	15	18	18	2	2	...	
Totals	1	15	18	18	2	2	...	
INTER-AMERICAN DIVISION								
Belize Union of Churches Mission	1	85	150	50	11	11	3	
INTER-EUROPEAN DIVISION								
Romanian Union Conference	2	35	175	35	31	35	3	
SOUTH PACIFIC DIVISION								
Australian Union Conference	1	46	86	48	4	4	2	
Trans Pacific Union Mission	...	no report						
Totals	1	46	86	48	4	4	2	
SOUTHERN AFRICA-INDIAN OCEAN DIVISION								
Botswana Union Conference	1	29	226	80	19	34	72	
Southern Africa Union Conference	1	83	255	...	8	10	6	
Southern Zambia Union Conference	1	119	198	...	12	14	27	
Totals	3	231	679	80	39	58	105	
SOUTHERN ASIA DIVISION								
East-Central India Union Section	4	214	254	52	22	33	7	
Northeast India Union Section	2	64	113	42	13	23	4	
Northern India Union Section	2	196	196	52	19	30	4	
South-Central India Union Section	2	78	245	35	14	25	4	
Southeast India Union Section	2	263	352	41	23	28	7	
Southwest India Union Section	2	94	110	33	10	17	5	
Western India Union Section	2	116	158	44	12	23	9	
Totals	16	1,025	1,428	299	113	179	40	
SOUTHERN ASIA-PACIFIC DIVISION								
North Philippine Union Conference	1	86	108	18	31	31	4	
TRANS-EUROPEAN DIVISION								
Adriatic Union Conference (2014)	1	30	30	...	6	6	...	
Danish Union of Churches Conf.	1	2	109	...	8	9	5	
South-East European Un Conf (2011)	1	no report						
Totals	3	32	139	...	14	15	5	
WEST-CENTRAL AFRICA DIVISION								
Cameroon Union Mission	1	8	55	47	2	7	3	
Northern Ghana Union Mission	4	no report						
Southern Ghana Union Conference	2	no report						
West African Union Mission	1	7	112	...	2	8	5	
Totals	8	15	167	47	4	15	8	
WORLD TOTALS 2016		50	3,216	5,757	1,416	404	603	262
<i>Note—Dates in parentheses following the entries indicate the year of the most recent report.</i>								

Division and Institution	Schools	Enrollment and Graduates			Teachers and Other Employees		
		SDA Enrollment	Total Enrollment	Graduates	SDA Teachers	Total Teachers	Other Employees
PART 3—Secondary Schools							
EAST-CENTRAL AFRICA DIVISION							
Burundi Union Mission	23	2,627	5,400	323	103	237	107
East Congo Union Mission	87	6,548	15,621	818	363	796	77
East Kenya Union Conference	21	1,442	3,422	403	167	237	139
Ethiopian Union Mission	7	1,194	6,440	660	126	213	180
North East Congo Union Mission	293	43,715	66,478	2,456	2,202	3,492	111
Northern Tanzania Union Conference	13	3,476	4,752	797	226	233	256
Rwanda Union Mission	13	1,988	3,452	636	91	145	93
Southern Tanzania Union Mission	5	471	587	...	39	45	20
Uganda Union Mission	27	4,393	10,327	159	243	510	233
West Congo Union Mission	221	11,290	25,479	1,532	1,538	2,270	260
West Kenya Union Conference	15	2,111	2,742	663	168	181	121
Attached Fields	...	no report					
Totals	725	79,255	144,700	8,447	5,266	8,359	1,597
EURO-ASIA DIVISION							
Caucasus Union Mission	1	no report					
Southern Union Mission	1	25	147	29	4	17	23
Ukrainian Union Conference	9	184	301	7	74	92	28
West Russian Union Conference	3	107	212	36	35	53	16
Totals	14	316	660	72	113	162	67
INTER-AMERICAN DIVISION							
Atlantic Caribbean Union Mission	4	380	820	112	56	57	30
Belize Union of Churches Mission	5	447	1,253	215	95	95	36
Caribbean Union Conference	14	1,806	3,268	524	244	250	72
Central Mexican Union Mission	5	281	493	151	72	77	18
Chiapas Mexican Union Conference	20	1,367	1,914	455	232	233	70
Dominican Union Conference	21	895	3,190	528	180	195	146
East Venezuela Union Mission	11	826	3,439	572	124	197	90
El Salvador Union Mission	17	756	2,199	583	106	110	38
French Antilles-Guiana Un Conference	3	674	1,577	398	64	130	64
Guatemala Union Mission	27	1,015	3,173	721	259	274	77
Haitian Union Mission (2014)	1	920	1,352	...	60	70	15
Honduras Union Mission	10	598	1,653	267	122	230	42
Inter-Oceanic Mexican Un Conference	30	1,644	3,518	1,065	312	340	120
Jamaica Union Conference	7	584	1,380	158	101	107	37
North Colombian Union Conference	16	1,182	2,856	288	176	185	44
North Mexican Union Conference	18	1,022	2,197	1,213	181	185	59
Panama Union Mission	11	1,045	2,618	623	165	166	86
Puerto Rican Union Conference	11	963	2,290	307	101	102	116
South Central American Union Mission	11	771	1,817	436	103	110	58
South Colombian Union Conference	10	681	1,704	252	135	143	26
Southeast Mexican Union Mission	13	1,463	2,853	809	258	273	93
West Venezuela Union Mission	13	909	4,198	290	83	187	69
Totals	278	20,229	49,762	9,967	3,229	3,716	1,406
INTER-EUROPEAN DIVISION							
Austrian Un of Churches Conference	6	129	156	17	57	61	13
Franco-Belgian Union Conference	1	51	146	15	10	13	5
North German Union Conference	1	2	94	24	6	24	12
Portuguese Union of Churches Conf	1	26	83	...	12	17	6
Romanian Union Conference	4	543	655	176	61	91	66
South German Union Conference	5	119	785	118	48	81	50
Spanish Union of Churches Conference	3	209	570	70	37	49	13
Swiss Union Conference	1	7	16	...	7	7	2
Totals	22	1,086	2,505	420	238	343	167
NORTH AMERICAN DIVISION							
Atlantic Union Conference	17	1,045	1,438	141	186	190	...
Canada, SDA Church in (2015)	29	1,752	2,702	138	357	369	...
Columbia Union Conference	29	1,818	2,883	285	327	369	...
Lake Union Conference (2015)	23	1,356	1,634	201	279	292	...
Mid-America Union Conference (2015)	14	1,037	1,318	167	206	214	...
North Pacific Union Conference (2015)	34	1,909	2,917	367	419	441	...
Pacific Union Conference (2015)	40	5,306	7,500	833	1,043	1,050	...
Southern Union Conference	40	3,032	3,912	413	564	578	...
Southwestern Union Conference (2015)	16	1,626	2,259	208	239	253	...
Attached Field (2015)	7	326	1,048	...	124	143	...
Totals	249	19,207	27,611	2,753	3,744	3,899	...
NORTHERN ASIA-PACIFIC DIVISION							
Chinese Union Mission	4	53	2,024	260	96	210	98
Japan Union Conference	3	232	439	165	58	58	29
Korean Union Conference	10	2,456	5,412	1,712	438	438	56
Attached Fields	2	58	285	82	22	39	6
Totals	19	2,799	8,160	2,219	614	745	189
SOUTH AMERICAN DIVISION							
Argentina Union Conference	33	2,520	6,709	949	1,244	1,503	233
Bolivia Union Mission	30	3,015	5,987	982	273	410	147
Central Brazil Union Conference	47	2,678	10,114	2,876	459	661	1,024

Division and Institution	Schools	Enrollment and Graduates			Teachers and Other Employees		
		SDA Enrollment	Total Enrollment	Graduates	SDA Teachers	Total Teachers	Other Employees
SOUTH AMERICAN DIVISION (CONT'D)							
Chile Union Mission	28	2,660	6,812	1,497	410	502	469
East Brazil Union Mission	12	468	1,745	468	177	227	163
Ecuador Union Mission	10	823	1,934	320	101	139	51
North Brazil Union Mission	14	1,341	3,121	785	485	589	414
North Peru Union Mission	27	2,324	4,109	754	324	377	164
Northeast Brazil Union Mission	8	259	1,059	325	86	138	95
Northwest Brazil Union Mission	8	451	1,151	377	71	105	314
Paraguay Union of Churches Mission	3	108	223	69	35	48	12
South Brazil Union Conference	33	1,521	4,464	1,585	289	409	646
South Peru Union Mission	45	3,174	6,213	1,176	454	531	163
Southeast Brazil Union Conference	13	780	1,717	444	138	177	396
Uruguay Union of Churches Mission	2	123	286	26	24	45	18
West Central Brazil Union Mission	21	1,267	3,465	1,009	216	342	222
Totals	334	23,512	59,109	13,642	4,786	6,203	4,531
SOUTH PACIFIC DIVISION							
Australian Union Conference	29	1,582	4,995	702	410	477	128
New Zealand Pacific Un Conference	5	286	611	129	44	67	26
Papua New Guinea Union Mission	10	3,223	4,653	830	262	265	33
Trans Pacific Union Mission	27	4,479	6,242	819	341	465	141
Totals	71	9,570	16,501	2,480	1,057	1,274	328
SOUTHERN AFRICA-INDIAN OCEAN DIVISION							
Botswana Union Conference	2	36	214	...	31	33	18
Indian Ocean Union Conference	66	6,468	17,697	317	585	862	61
Malawi Union Conference	8	1,685	2,466	318	76	86	57
Mozambique Union Mission	7	206	1,124	103	90	110	29
North-Eastern Angola Union Mission	12	2,492	6,355	1,263	211	304	111
Northern Zambia Union Conference	4	804	1,203	182	58	69	46
Southern Africa Union Conference	9	417	1,495	248	90	134	64
Southern Zambia Union Conference	3	921	1,529	...	28	40	4
South-Western Angola Union Mission	17	1,661	6,408	44	181	469	111
Zimbabwe Union Conference	54	9,480	19,014	...	508	818	376
Attached Field	...	no report					
Totals	182	24,170	57,505	2,475	1,858	2,925	877
SOUTHERN ASIA DIVISION							
East-Central India Un Section	27	9,528	17,257	1,715	358	629	327
Northeast India Un Section	10	1,951	6,368	592	119	252	65
Northern India Un Section	11	3,715	15,322	969	367	609	200
South-Central India Un Section	19	3,845	19,507	1,482	362	697	202
Southeast India Un Section	55	9,182	59,183	3,963	1,130	2,425	769
Southwest India Un Section	23	2,228	10,849	995	268	521	226
Western India Union Section	13	2,689	33,389	1,744	370	1,078	349
Totals	158	33,138	161,875	11,460	2,974	6,211	2,138
SOUTHERN ASIA-PACIFIC DIVISION							
Bangladesh Union Mission	9	1,486	2,499	...	148	157	65
Central Philippine Union Conference	9	1,061	1,557	309	96	96	22
East Indonesia Union Conference	59	3,796	8,645	2,170	587	738	115
Myanmar Union Mission	10	1,714	2,866	243	168	185	...
North Philippine Union Conference	12	1,789	2,798	604	173	173	42
Pakistan Union Section	8	290	1,467	...	56	94	11
South Philippine Union Conference	8	1,300	1,691	283	103	103	25
Southeast Asia Union Mission	13	1,038	3,317	235	224	265	62
West Indonesia Union Mission	82	3,603	8,907	2,729	607	864	179
Attached Fields	4	268	3,440	...	79	217	71
Totals	214	16,345	37,187	6,573	2,241	2,892	592
TRANS-EUROPEAN DIVISION							
Adriatic Union Conference	1	25	230	34	15	46	14
British Union Conference	2	70	97	23	27	30	34
Danish Un of Churches Conference	6	80	364	131	42	71	23
Finland Un of Churches Conference	2	54	119	21	12	16	10
Norwegian Union Conference	12	96	191	38	27	28	16
South-East European Un Conf (2013)	1	no report					
Swedish Un of Churches Conference	1	22	37	10	8	12	16
Attached Fields (2015)	1	no report					
Totals	26	347	1,038	257	131	203	113
WEST-CENTRAL AFRICA DIVISION							
Cameroon Union Mission	25	6,107	13,655	3,095	376	1,007	172
Central African Union Mission	8	213	3,442	191	40	145	22
Eastern Nigeria Union Conference	5	1,517	2,452	359	125	136	153
Eastern Sahel Union Mission	6	265	2,837	...	86	157	70
Northern Ghana Union Mission	46	1,402	3,651	...	135	247	34
Northern Nigeria Union Conference	4	100	543	...	9	15	2
Southern Ghana Union Conference	5	no report					
West African Union Mission	19	544	4,233	758	69	212	90
Western Nigeria Union Conference	11	781	2,713	360	150	266	125
Western Sahel Union Mission	10	210	2,713	124	91	169	40
Totals	139	11,139	36,239	4,887	1,081	2,354	708

Division and Institution	Schools	Enrollment and Graduates			Teachers and Other Employees		
		SDA Enrollment	Total Enrollment	Graduates	SDA Teachers	Total Teachers	Other Employees

PART 3—Secondary Schools (Cont'd)

ATTACHED TO THE GENERAL CONFERENCE

Middle East and North Africa Un Miss	4	42	359	90	26	84	22
--	---	----	-----	----	----	----	----

WORLD TOTALS 2016	2,435	241,155	603,211	65,742	27,358	39,370	12,735
-----------------------------	-------	---------	---------	--------	--------	--------	--------

Division and Union	Schools	Enrollment		Teachers and Other Employees		
		SDA Enrollment	Total Enrollment	SDA Teachers	Total Teachers	Other Employees

PART 4—Primary Schools*

EAST-CENTRAL AFRICA DIVISION

Burundi Union Mission	47	11,426	22,864	271	557	61
East Congo Union Mission	176	13,734	44,002	1,043	1,071	111
East Kenya Union Conference	62	4,558	10,185	456	581	320
Ethiopian Union Mission	30	1,699	11,121	289	415	185
North East Congo Union Mission	552	143,851	205,453	4,754	5,317	52
Northern Tanzania Union Conference	6	800	1,783	64	91	190
Rwanda Union Mission	46	13,685	28,630	313	512	59
Southern Tanzania Union Mission	1	217	265	9	11	6
Uganda Union Mission	194	19,180	62,356	695	1,763	443
West Congo Union Mission	383	20,931	59,934	2,005	2,615	330
West Kenya Union Conference	10	1,371	2,248	118	137	50
Attached Fields	1	no report
Totals	1,508	231,452	448,841	10,017	13,070	1,807

EURO-ASIA DIVISION

Caucasus Union Mission	2	...	228	6	27	10
East Russian Union Mission	2	...	5	2	2	...
Far Eastern Union of Churches Mission	1	2	3	1	2	...
Moldova Union of Churches Conf	1	7	13	4	6	3
Southern Union Mission	1	8	181	3	10	...
Ukrainian Union Conference	14	229	456	69	92	53
West Russian Union Conference	4	62	131	15	22	9
Attached Field	1	11	14	5	5	1
Totals	26	319	1,031	105	166	76

INTER-AMERICAN DIVISION

Atlantic Caribbean Union Mission	3	288	551	32	32	14
Belize Union of Churches Mission	20	1,222	4,111	204	204	23
Caribbean Union Conference	38	3,789	7,182	424	441	154
Central Mexican Union Mission	5	301	543	54	56	9
Chiapas Mexican Union Conference	27	2,880	4,118	214	216	50
Dominican Union Conference	54	1,949	8,300	487	549	269
East Venezuela Union Mission	10	593	2,435	114	119	54
El Salvador Union Mission	20	968	3,179	155	157	49
French Antilles-Guiana Un Conference	9	822	2,020	82	85	75
Guatemala Union Mission	27	1,213	3,900	249	269	81
Haitian Union Mission (2015)	1	7,020	8,730	620	620	93
Honduras Union Mission	9	591	1,358	66	77	15
Inter-Oceanic Mexican Un Conference	44	2,151	4,964	341	355	61
Jamaica Union Conference	8	799	1,381	78	79	29
North Colombian Union Conference	18	1,483	3,434	165	173	37
North Mexican Union Conference	20	913	1,521	130	131	55
Panama Union Mission	24	1,158	3,193	210	214	82
Puerto Rican Union Conference	16	751	1,897	130	131	93
South Central American Union Mission	24	978	3,327	223	230	72
South Colombian Union Conference	15	684	1,947	87	89	26
Southeast Mexican Union Mission	14	1,527	2,889	200	213	66
West Venezuela Union Mission	15	658	3,638	157	179	66
Totals	421	32,738	74,618	4,422	4,619	1,473

INTER-EUROPEAN DIVISION

Austrian Union of Churches Conference	5	45	59	16	16	2
Czecho-Slovakian Union Conference	1	57	229	15	21	8
Franco-Belgian Union Conference	1	55	140	8	8	5
North German Union Conference	2	16	139	9	17	6
Portuguese Un of Churches Conference	5	94	257	28	29	19
Romanian Union Conference	11	509	1,168	122	178	71
South German Union Conference	6	70	173	21	21	...
Spanish Union of Churches Conference	4	374	724	41	50	14
Swiss Union Conference	1	9	20	2	2	...
Totals	36	1,229	2,909	262	342	125

NORTH AMERICAN DIVISION

Atlantic Union Conference	59	767	1,970	182	203	...
Canada, SDA Church in	45	613	727	84	87	...
Columbia Union Conference	98	1,214	2,398	250	295	...

Division and Union	Schools	Enrollment		Teachers and Other Employees		
		SDA Enrollment	Total Enrollment	SDA Teachers	Total Teachers	Other Employees

PART 4--Primary Schools* (Cont'd)

NORTH AMERICAN DIVISION (CONT'D)

Lake Union Conference	96	1,150	1,397	165	177	...
Mid-America Union Conference	82	588	1,032	113	125	...
North Pacific Union Conference	117	2,131	3,112	377	398	...
Pacific Union Conference	125	2,562	3,986	489	503	...
Southern Union Conference	181	4,066	6,227	753	773	...
Southwestern Union Conference	69	1,004	1,380	160	161	...
Attached Field (2015)	1	8	64	5	5	...
Totals	873	14,103	22,293	2,578	2,727	...

NORTHERN ASIA-PACIFIC DIVISION

Chinese Union Mission	1	14	84
Japan Union Conference	10	102	625	54	54	18
Korean Union Conference	10	924	3,989	154	154	39
Attached Field (2015)	1	14	121	21	22	8
Totals	22	1,054	4,819	229	230	65

SOUTH AMERICAN DIVISION

Argentina Union Conference	66	4,336	14,589	1,095	1,207	178
Bolivia Union Mission	33	2,486	6,285	306	433	154
Central Brazil Union Conference	81	10,826	56,494	2,280	2,584	2,192
Chile Union Mission	45	5,313	17,214	698	811	732
East Brazil Union Mission	27	2,721	10,328	523	928	371
Ecuador Union Mission	17	965	2,193	120	157	21
North Brazil Union Mission	35	3,693	16,803	346	417	327
North Peru Union Mission	32	2,908	5,714	540	719	87
Northeast Brazil Union Mission	13	1,250	6,352	202	246	190
Northwest Brazil Union Mission	24	2,477	9,477	388	469	565
Paraguay Union of Churches Mission	10	434	1,366	89	119	35
South Brazil Union Conference	73	6,675	31,865	1,373	1,615	1,063
South Peru Union Mission	60	4,142	10,330	620	708	100
Southeast Brazil Union Conference	31	3,802	13,882	636	735	262
Uruguay Union of Churches Mission	5	82	571	45	78	18
West Central Brazil Union Mission	34	4,355	19,843	676	933	454
Totals	586	56,465	223,306	9,937	12,159	6,749

SOUTH PACIFIC DIVISION

Australian Union Conference	43	2,429	7,781	391	445	203
New Zealand Pacific Union Conference	18	790	1,385	75	91	37
Papua New Guinea Union Mission	116	16,177	20,262	694	752	33
Trans Pacific Union Mission	131	12,059	17,589	807	903	53
Totals	308	31,455	47,017	1,967	2,191	326

SOUTHERN AFRICA-INDIAN OCEAN DIVISION

Botswana Union Conference	2	370	771	49	49	...
Indian Ocean Union Conference	93	2,735	8,968	355	358	...
Malawi Union Conference	9	2,285	3,281	78	82	47
Mozambique Union Mission	5	1,094	5,308	143	236	65
North-Eastern Angola Union Mission	66	10,121	28,001	595	851	276
Northern Zambia Union Conference	8	1,084	2,987	57	107	34
Southern Africa Union Conference	25	1,345	5,340	203	243	76
Southern Zambia Union Conference	18	5,269	9,330	166	260	35
South-Western Angola Union Mission	6	122	815	25	34	19
Zimbabwe Union Conference	113	12,950	45,115	786	1,333	144
Attached Field	1	51	158	10	13	25
Totals	346	37,426	110,074	2,467	3,566	721

SOUTHERN ASIA DIVISION

East-Central India Union Section	18	1,652	11,013	201	701	39
Northeast India Union Section	16	4,578	9,914	117	392	46
Northern India Union Section	39	1,485	5,322	119	445	45
South-Central India Un Section	5	1,568	5,103	60	220	38
Southeast India Union Section	15	2,170	7,986	248	1,011	63
Southwest India Union Section	4	1,598	3,627	198	468	49
Western India Union Section	5	1,561	4,908	117	348	38
Totals	102	14,612	47,873	1,060	3,585	318

SOUTHERN ASIA-PACIFIC DIVISION

Bangladesh Union Mission	128	1,407	6,404	303	323	31
Central Philippine Union Conference	69	3,066	6,826	333	333	40
East Indonesia Union Conference	66	3,296	8,735	472	552	23
Myanmar Union Mission	47	414	1,927	162	299	...
North Philippine Union Conference	159	5,223	13,451	704	706	77
Pakistan Union Section	6	125	541	20	27	1
South Philippine Union Conference	80	6,081	13,371	529	529	5
Southeast Asia Union Mission	37	1,845	6,078	429	495	104
West Indonesia Union Mission	99	4,378	11,592	660	749	199
Attached Fields	5	65	911	42	72	4
Totals	696	25,900	69,836	3,654	4,085	484

Division and Union	Schools	Enrollment		Teachers and Other Employees			Division and Union	Schools	Enrollment		Teachers and Other Employees		
		SDA Enrollment	Total Enrollment	SDA Teachers	Total Teachers	Other Employees			SDA Enrollment	Total Enrollment	SDA Teachers	Total Teachers	Other Employees
PART 4--Primary Schools* (Cont'd)							WEST-CENTRAL AFRICA DIVISION (CONT'D)						
TRANS-EUROPEAN DIVISION							Eastern Sahel Union Mission						
British Union Conference	7	287	572	30	62	37	603	12,104	65,755	1,124	3,222	66	
Danish Union of Churches Conference	5	33	407	22	43	6	23	1,458	2,548	103	130	17	
Finland Union of Churches Conference	4	71	372	15	30	15	162	7,394	49,288	970	2,412	45	
Netherlands Union Conference	1	5	259	4	19	2	25	933	2,721	68	196	58	
Norwegian Union Conference	11	241	681	95	156	51	16	708	2,924	101	197	47	
Swedish Union of Churches Conference	1	27	206	15	22	16	12	134	2,252	84	109	23	
Attached Fields	1	11	40	3	6	3	Totals	953	27,054	142,733	2,998	6,986	359
Totals	30	675	2,537	184	338	130	ATTACHED TO THE GENERAL CONFERENCE						
WEST-CENTRAL AFRICA DIVISION							Middle East and North Africa Un Mission						
Cameroon Union Mission	33	2,495	5,453	160	160	51	8	13	2,993	37	218	20	
Central African Union Mission	10	308	4,722	125	210	24	WORLD TOTALS 2016						
Eastern Nigeria Union Conference	56	1,224	2,928	157	237	18	5,915	474,495	1,200,880	39,917	54,282	12,653	
							*Not included in the institutional totals.						

Note—In the tables above, dates in parentheses following the entries indicate the year of the most recent report.

Summary of Educational Institutions and Primary Schools	Institutions and Primary Schools	Enrollment				Graduates				Teachers				Other Employees
		Primary	Secondary	Worker Training	Tertiary	Primary	Secondary	Worker Training	Tertiary	Primary	Secondary	Worker Training	Tertiary	
Tertiary Institutions	115	145,024	26,103	14,384	9,795
Worker Training Institutions	50	5,757	1,416	603	262
Secondary Schools	2,435	...	603,211	65,742	39,370	12,735
Institutional Totals	2,600	...	753,992	93,261	54,357	22,792
Primary Schools*	5,915	1,200,880	54,282	12,653
WORLD TOTALS 2016	8,515	...	1,954,872	93,261	108,639	35,445
WORLD TOTALS 2015	8,208	...	1,922,982	84,869	102,778	36,404

*Not included in the institutional totals.

SECTION II—HEALTHCARE INSTITUTIONS

Table 28

Division and Institution	Location	Beds	Average Daily Census (Inpatients)	Admissions (Inpatients)	Outpatient Visits	SDA Employees	Other Employees	Total Employees	Charity Dollars
PART 1—Hospitals and Sanitariums									
Parenthesized figures after "Totals" represent the number of hospitals and sanitariums in the divisions.									
EAST-CENTRAL AFRICA DIVISION									
East Congo Union Mission									
Lubumbashi Surgical Clinic	Lubumbashi, Dem Rep of the Congo	47	18	1,312	5,371	50	3	53	...
Songa Adventist Hospital	D/S Kamina, Dem Rep of the Congo	75	35	760	1,652	46	...	46	1,000
East Kenya Union Conference									
Better Living Hospital	Nairobi, Kenya	30	50	248	13,172	29	3	32	...
Nyanchnwa Adventist Mission Hospital	Kisii, Kenya	50	37	6,000	24,000	23	1	24	...
Ethiopian Union Mission									
Gimbi Hospital	Gimbi, West Wollega, Ethiopia	78	26	3,773	21,936	147	21	168	2,886
Northern Tanzania Union Conference									
Heri Adventist Hospital	Kigoma, United Republic of Tanzania	90	30	3,072	6,540	67	11	78	1,200
Rwanda Union Mission									
Mugonero Hospital	Kibuye, Rwanda	120	51	4,065	13,677	87	72	159	60
Uganda Union Mission									
Ishaka Adventist Hospital	Bushenyi, Uganda	104	40	7,228	8,237	74	53	127	20,530
West Kenya Union Conference									
Baraton Jeremic Community Medical Centre	Eldoret, Kenya	55	...	1,500	9,360	21	3	24	...
Kendu Adventist Hospital	Kendu Bay, Kenya	170	61	3,396	25,510	200	17	217	10,000
Totals (10)		819	348	31,354	129,455	744	184	928	35,676
INTER-AMERICAN DIVISION									
Belize Union of Churches Mission									
La Loma Luz Adventist Hospital	Cayo, Belize	17	22	794	8,220	37	21	58	14,500
Caribbean Union Conference									
Community Hospital of Seventh-day Adv	Port of Spain, Trinidad	25	5	416	7,451	45	69	114	30,403
Davis Memorial Clinic and Hospital	Georgetown, Guyana	40	8	789	5,987	35	30	65	551
Central Mexican Union Mission									
ACFE Adventist Medical Center	Mexico City, Mexico	14	2	635	2,269	6	43	49	20,931
Dominican Union Conference									
Vista del Jardin Adventist Medical Center	Santo Domingo, Dominican Republic	51	3	39	578	332	4	336	...
Dutch Caribbean Union Mission									
Antilles Adventist Hospital (2010)	Willemstad, Curacao
Haitian Union Mission									
Adventist Hospital of Haiti	Port-au-Prince, Haiti	55	25	1,359	9,043	5	145	150	...
Honduras Union Mission									
Valley of the Angels Hospital	Tegucigalpa, Honduras	24	28	16	28	24	36	60	21,500

US\$

INSTITUTIONAL STATISTICS FOR 2016

Division and Institution	Location	Beds	Average Daily Census (Inpatients)	Admissions (Inpatients)	Outpatient Visits	SDA Employees	Other Employees	Total Employees	Charity Dollars
PART 1—Hospitals and Sanitariums (Cont'd)									
									US\$
NORTH AMERICAN DIVISION (CONT'D)									
Florida Hospital Wesley Chapel	Wesley Chapel, FL, USA	97	63	6,479	58,796	26	943	969	3,969,748
Florida Hospital Zephyrhills, Inc.	Zephyrhills, Florida, USA	140	90	8,260	57,460	47	857	904	5,341,791
Gordon Hospital	Calhoun, Georgia, USA	69	43	4,051	237,707	101	950	1,051	8,823,511
Manchester Memorial Hospital	Manchester, Kentucky, USA	63	16	1,820	155,216	19	520	539	518,924
Murray Medical Center	Chatsworth, Georgia, USA	42	4	509	23,238	116	1,538,218
Park Ridge Health	Fletcher, North Carolina, USA	103	49	3,839	332,897	111	1,067	1,178	3,033,995
Takoma Regional Hospital, Inc. (2 campuses)	Greeneville, Tennessee, USA	100	26	2,391	231,849	49	590	639	2,677,703
Southwestern Union Conference									
Central Texas Medical Center	San Marcos, Texas, USA	170	40	3,878	189,862	12	633	645	7,093,277
Metroplex Hospital	Killeen, Texas, USA	232	64	5,890	111,423	21	929	950	5,074,811
Rollins Brook Community Hospital	Lampasas, Texas, USA	25	9	603	14,847	87	741,667
Texas Health Huguley	Burleson, Texas, USA	356	117	9,905	221,049	256	1,321	1,577	...
Totals (76)		14,133	8,159	624,866	12,307,996	5,318	55,958	95,265	483,691,060
<i>*General Conference institution is listed in the division where the main facility is located.</i>									
NORTHERN ASIA-PACIFIC DIVISION									
Chinese Union Mission									
Hong Kong Adventist Hospital - Stubbs Road	Hong Kong SAR	135	57	9,178	72,447	37	531	568	911,330
Hong Kong Adventist Hospital - Tsuen Wan	Tsuen Wan, Hong Kong SAR	299	120	19,958	148,980	67	754	821	314,756
Japan Union Conference									
Adventist Medical Center (Japan)	Okinawa, Japan	48	31	973	91,682	50	96	146	...
Kobe Adventist Hospital	Kobe, Japan	116	84	2,537	87,164	101	204	305	...
Tokyo Adventist Hospital	Tokyo, Japan	186	125	5,229	76,953	131	311	442	...
Korean Union Conference									
Busan Adventist Hospital	Busan, Korea	262	892	234	246,250	140	235	375	13,347
Eden Adventist Hospital	Namyangju-si, Korea	197	159	58,010	4,518	106	...	106	214,033
Seoul Adventist Dental Hospital	Seoul, Korea	6	219	3	54,324	46	35	81	9,615
Seoul Adventist Hospital	Seoul, Korea	434	1,278	141,594	384,630	558	290	848	1,397,140
Yosu Sanitarium and Hospital	Yosu City, Korea	99	62	822	817	34	1	35	5,213
Attached Field: Taiwan Conference									
Taiwan Adventist Hospital	Taipei, Taiwan	389	171	15,027	493,530	39	986	1,025	3,076,349
Totals (11)		2,171	3,198	253,565	1,661,295	1,309	3,443	4,752	5,941,783
SOUTH AMERICAN DIVISION									
Argentina Union Conference									
Belgrano Adventist Sanitarium	Buenos Aires, Argentina
River Plate Sanitarium and Hospital	Libertador San Martin, Argentina
Central Brazil Union Conference									
Sao Paulo Adventist Hospital	Sao Paulo, Sao Paulo, Brazil
Chile Union Mission									
Los Angeles Adventist Clinic	Los Angeles, Chile
Ecuador Union Mission									
Quito Adventist Clinic	Quito, Ecuador
North Brazil Union Mission									
Belem Adventist Hospital	Belem, Para, Brazil
Northwest Brazil Union Mission									
Manaus Adventist Hospital	Manaus, Amazonas, Brazil
Paraguay Union of Churches Mission									
Asuncion Adventist Sanitarium	Asuncion, Paraguay
Hohenau Adventist Sanitarium	Hohenau, Itapua, Paraguay
South Peru Union Mission									
Ana Stahl Adventist Clinic	Iquitos, Peru
Good Hope Clinic	Miraflores, Lima, Peru
Juliacca Adventist Clinic	Juliacca, Peru
Southeast Brazil Union Conference									
Silvestre Adventist Hospital	Rio de Janeiro, RJ, Brazil
West Central Brazil Union Mission									
Penfigo Adventist Hospital	Campo Grande, MS, Brazil
Totals (14) <i>No reports since 2013</i>	
SOUTH PACIFIC DIVISION									
Australian Union Conference									
Adventist Healthcare Limited (2014)	Wahroonga, NSW, Australia
Trans Pacific Union Mission									
Atoifi Adventist Hospital (2010)	Honiara, Solomon Islands
Totals (2) <i>No reports</i>	
SOUTHERN AFRICA-INDIAN OCEAN DIVISION									
Botswana Union Conference									
Kanye Seventh-day Adventist Hospital	Kanye, Botswana	167	243	7,836	70,844	97	291	388	...
Indian Ocean Union Conference									
Andapa Adventist Hospital (2009)	Andapa, Sahamazava, Madagascar	35
Ankazambo Adventist Hospital	Ankazambo, Madagascar	32
Antananarivo Adventist Surgical/Medical Clinic	Madagascar	10
Mahabo Adventist Hospital (2009)	Mahabo, Indian Ocean	12
Malawi Union Conference									
Adventist Health Centre Lilongwe	Lilongwe, Malawi	15	5	2,527	16,789	60	15	75	...
AHS Chambo	Malawi	25	6	355	9,714	9	2	11	...
AHS Lunjika (Health Center)	Mzimba, malawi	20	5	299	7,950	14	1	15	...
Blantyre Adventist Hospital	Blantyre, Malawi	40	25	2,429	39,237	137	81	218	...
Malamulo Hospital	Makwasa, Malawi	200	94	7,056	15,262	226	55	281	...
Namasalima (Health Center)	Mulanje, Malawi	13	8	472	12,088	14	4	18	...

Division and Institution	Location	Beds	Average Daily Census (Inpatients)	Admissions (Inpatients)	Outpatient Visits	SDA Employees	Other Employees	Total Employees	Charity Dollars
PART 1—Hospitals and Sanitariums (Cont'd)									
									US\$
SOUTHERN AFRICA-INDIAN OCEAN DIVISION (CONT'D)									
Southern Africa Union Conference									
Maluti Adventist Hospital	Mapoteng, Lesotho	150	221	15,380	79,808
Vista Clinic- Psychiatric Hospital	South Africa	158	129	47,290	...	7	108	115	32,000
South-Western Angola Union Mission									
Bongo Mission Hospital	Bongo, Angola	20
Southern Zambia Union Conference									
Lusaka Eye Hospital (2015)	Lusaka, Zambia	40
Mwami Adventist Hospital	Chipata, Zambia	170	32	4,822	26,624	126	...
Yuka Adventist Hospital (2004)	Kalabo, Zambia	70
Totals (17)		1,177	768	88,466	278,316	564	557	1,247	32,000
SOUTHERN ASIA DIVISION									
East-Central India Union Section									
METAS Giffard Memorial Hospital	Nuzvid, Andhra Pradesh, India
Northeast India Union Section									
Aizawl Adventist Hospital	Aizawl, Mizoram, India
Northern India Union Section									
METAS Adventist Hospital, Ranchi	Ranchi, Jharkhand, India
Milton Mattison Memorial Hospital	Hapur, Uttar Pradesh, India
Ruby Nelson Memorial Hospital	Jalandhar, Punjab, India
Simla Sanitarium and Hospital	Shimla, Himachal Pradesh, India
South-Central India Union Section									
Seventh-day Adventist Medical Centre	Bangalore, Karnataka, India
Southeast India Union Section									
Thanjavur Adventist Hospital	Thanjavur, Tamil Nadu, India
Southwest India Union Section									
Ottapalam Seventh-day Adventist Hospital	Ottapalam, Kerala, India
Western India Union Section									
METAS Adventist Hospital, Surat	Surat, Gujarat, India
Pune Adventist Hospital (2012)	Pune, Maharashtra, India
Attached Fields: Nepal Section									
Scheer Memorial Hospital	Kathmandu, Nepal
Totals (12) <i>No reports</i>	
SOUTHERN ASIA-PACIFIC DIVISION									
Central Philippine Union Conference									
Adventist Hospital - Cebu City	Cebu City, Philippines	100	80	5,566	31,613	226	27	253	1,415
Adventist Medical Center - Bacolod City	Bacolod City, Philippines	170	175	11,270	44,582	450	130	580	3,065
Calbayog Sanitarium and Hospital	Calbayog City, West Samar, Philippines	15	20	2,109	869	37	11	48	380
East Indonesia Union Conference									
Manado Adventist Hospital	Manado, North Sulawesi, Indonesia	155	107	10	40	279	27	306	17
North Philippine Union Conference									
Adventist Hospital - Palawan	Puerto Princesa City, Philippines	90	1	6,131	35,334	334	89	423	12,999
Adventist Medical Center - Santiago City	Santiago City, Isabela, Philippines	50	46	4,838	24,649	185	20	205	3,731
Adventist Medical Center Manila	Manila, Philippines	150	1	7,258	72,783	456	162	618	46,575
Pakistan Union Section									
Karachi Adventist Hospital	Karachi, Pakistan	132	37	26,943	42,291	104	149	253	1,130
South Philippine Union Conference									
Adventist Hospital - Davao	Davao City, Philippines	75	53	5,147	31,267	160	30	190	3,945
Adventist Medical Center - Iligan City	Iligan City, Philippines	130	110	10,478	26,960	343	113	456	4,590
Adventist Medical Center - Valencia City	Valencia City, Bukidnon, Philippines	100	80	6,394	13,075	238	4	242	1,680
Gingoog Sanitarium and Hospital	Gingoog City, Misamis Oriental, Philippines	30	16	4,438	7,845	108	29	137	1,575
Southeast Asia Union Mission									
Adventist Medical Centre	Penang, Malaysia	37	9	848	10,948	2	106	108	...
Mission Hospital Bangkok	Bangkok, Thailand	110	48	2,804	22,662	51	331	382	...
Mission Hospital Phuket	Phuket, Thailand	82	58	6,875	215,824	27	338	365	1,148
Penang Adventist Hospital	Penang, Malaysia	253	140	16,032	266,990	218	965	1,183	377,382
West Indonesia Union Mission									
Bandar Lampung Adventist Hospital	Bandar Lampung, Sumatra, Indonesia	161	101	12,078	94,030	380	82	462	24,931
Bandung Adventist Hospital	Bandung, West Java, Indonesia	260	151	12,951	79,631	673	265	938	16,895
Medan Adventist Hospital	Medan, Sumatra, Indonesia	110	72	5,795	21,535	129	85	214	4,652
Attached Field: Sri Lanka Mission of SDA									
Lakeside Adventist Hospital	Kandy, Sri Lanka	40	6	...	26	25	72	97	2,500
Totals (20)		2,250	1,311	147,965	1,042,954	4,425	3,035	7,460	508,610
TRANS-EUROPEAN DIVISION									
Norwegian Union Conference									
Skogli Health and Rehabilitation Center	Lillehammer, Norway	109	100	99	1	22	56	78	...
WEST-CENTRAL AFRICA DIVISION									
Cameroon Union Mission									
Batouri Adventist Hospital	Batouri, Cameroon
Buea SDA Hospital	Buea, Cameroon
Koza Adventist Hospital	Koza, Extreme Nord, Cameroon
Central African Union Mission									
Béré Adventist Hospital	Kelo, Chad	106	28	10,069	9,862	46	8	54	12,000
Eastern Nigeria Union Conference									
Seventh-day Adv Hosp and Motherless Babies' Home	Aba, Abia State, Nigeria	80	53	2,086	19,508	69	14	83	...
Eastern Sahel Union Mission									
Glei Adventist Eye Hospital	Glei, Togo
Northern Nigeria Union Conference									
Jengre Seventh-day Adventist Hospital	Jos, Plateau State, Nigeria	50	30	1,429	9,571	60	7	67	500

Division and Institution	Location	Beds	Average Daily Census (Inpatients)	Admissions (Inpatients)	Outpatient Visits	SDA Employees	Other Employees	Total Employees	Charity Dollars
PART 1—Hospitals and Sanitariums (Cont'd)									
US\$									
WEST-CENTRAL AFRICA DIVISION (CONT'D)									
Northern Ghana Union Mission									
Akomaa Memorial Adventist Hospital	Bekwai-Ashanti, Ghana								
Asamang Seventh-day Adventist Hospital	Agona Asamang, Ghana								
Dominase Adventist Hospital	Bekwai-Ashanti, Ghana								
Konkoma Seventh-day Adventist Hospital	Kumasi, Ghana								
Kwadaso SDA Hospital	Kwadaso-Kumasi, Ghana								
Wiamoase Seventh-day Adventist Hospital	Wiamoase, Ashanti, Ghana								
Southern Ghana Union Conference									
Seventh-day Adventist Hospital, Koforidua	Koforidua, Ghana								
West African Union Mission									
Seventh-day Adventist Cooper Hospital	Monrovia, Liberia								
Waterloo Seventh-day Adventist Hospital	Waterloo, Sierra Leone								
Western Nigeria Union Conference									
Inisa Community Medical Centre	Inisa, Osun State, Nigeria								
Seventh-day Adventist Hospital Ile-Ife	Ile-Ife, Osun State, Nigeria								
Totals (18)	No total possible due to incomplete reporting								
WORLD TOTALS 2016 (198)		21,709	14,367	1,180,065	15,652,384	13,989	65,183	113,287	493,451,152
Note—Incomplete reporting.									

Division and Union	Units	Beds	Average Daily Census (In-patients)	Admissions (In-patients)	SDA Employees	Other Employees	Total Employees
PART 2—Nursing Homes and Retirement Centers							
INTER-AMERICAN DIVISION							
Caribbean Union Conference	1						
Tabitha Senior Citizens' Home							
West Venezuela Union Mission	1						
Adventist Clinic Foundation							
Totals	2						
INTER-EUROPEAN DIVISION							
Austrian Union of Churches Conference	1						
Haus Stefanie, Semmering		37	20		3	13	16
Czecho-Slovakian Union Conference	1						
Old People's Home Efata							
Franco-Belgian Union Conference	1						
Maison de Retraite		95	93	38	3	63	66
Italian Union of Churches Conference	1						
Forti Old People's Home		93	90	24	22	18	40
North German Union Conference	5						
Berlin-Steglitz Old People's Home		54	53	12	5	36	41
Friedensau Old People's Home		122	117	43	17	79	96
Neandertal Old People's Home		182	178	91	21	117	138
Old People's Welfare Home							
Uelzen Old People's Home		114	110	34	6	101	107
Portuguese Union of Churches Conference	4						
Lapi-Centro - Parceiros RC		4			3	10	13
Lapi-Funchal, Funchal		16	16	6	9	5	14
Lapi-Norte, Vila Nova de Gaia		40	40	10	12	15	27
Lapi-Sul, Salvaterra de Magos		76	76	8	16	32	48
South German Union Conference	2						
Haus Odenwald Home for Disabled		25	25	1	7	14	21
Haus Wittelsbach, Old People's Home		194	182	48	65	75	140
Spanish Union of Churches Conference	1						
Maranatha Spanish Old People's Home		70	69	25	27	15	42
Swiss Union Conference	3						
Fondation du Relais, EMS, La Girarde		62	100	14	7	69	76
Fondation du Relais, EMS, Le Flon		25	97	10	1	25	26
Nursing, Old People's and Retreat		55	48	27	5	37	42
Totals	19	1,264	1,314	391	229	724	953
NORTH AMERICAN DIVISION							
Atlantic Union Conference	1						
Adventist Home Inc, Livingston							
Canada, SDA Church in	9						
East Park Lodge Inc		60	66	6			
Heritage Green Nursing Home		167	154	49	50	148	198
Heritage Green Retirement Home		21	19	6	5	30	35
Kingsway Pioneer Home Inc		80			2		2
Park Manor Care Inc		100	99	23	35	135	170
Rest Haven Lodge		73	73		5	105	110
Sherwood Care		100	99	29	2	2	185
Sunnyside Adventist Care Centre		97	96	81	43	122	165
West Park Manor Personal Care Hme Inc		150	146	50	21	199	220

Division and Union	Units	Beds	Average Daily Census (In-patients)	Admissions (In-patients)	SDA Employees	Other Employees	Total Employees
NORTH AMERICAN DIVISION (CONT'D)							
Columbia Union Conference	4						
Sycamore Glen Health Center (Kettering)		100	97	501			168
Sycamore Glen Ret Comm (Kettering)		264	254	92			97
Greene Oaks Community Homes		22	22				
Greene Oaks Nursing Home		99	88	164			125
Mid-America Union Conference	3						
Overland Park Nursing & Rehab Center		102	73	236	3	103	106
Porter Place, Inc							
Trinity Nursing & Rehab Center		120	103	141	3	133	136
Pacific Union Conference	1						
Napa Valley Adv Retirement Estates		82		74			16
Southern Union Conference	16						
Adventist Care Center Courtland		120	114	646	10	142	152
Bradford Heights Health & Rehab Center		100	74	310		91	91
Creekwood Place Nrsng & Rehab Center		104	92	326	1	135	136
East Orlando Health & Rehab Center		120	111	602	8	146	154
Florida Living Nursing Center		202	188	729	4	281	285
Florida Living Retirement Community		95	95	20	7	2	9
Highland Rim Terrace		52			3	1	4
Mills Health & Rehab Center		98	92	189		114	114
Pisgah Valley Retirement Comm (CRC)							
Pisgah Estates Independent Living		72	100	15	3	5	8
Pisgah Manor Skilled Nrsng and Rehab		118	108	461	12	170	182
Pisgah Villa Assisted Living, Candler		24	100	14	1	17	18
Princeton Health & Rehab Center		104	64	136		92	92
Spring View Health & Rehab Center		71	63	187	1	74	75
Sunbelt Health & Rehab Center		120	113	751	5	142	147
Zephyr Haven Health & Rehab Center		120	113	369	1	162	163
Zephyrhills Health & Rehab Center		103	98	663	2	143	145
Southwestern Union Conference	3						
Hays Nursing & Rehab Center		116	82	262	1	112	113
Huguley Nursing & Rehab Center		178	147	691	1	197	198
The Wolfe Living Center at Summit Ridge		62	49	41	3	45	48
Totals	37	3,616	3,192	7,864	232	3,048	3,867
NORTHERN ASIA-PACIFIC DIVISION							
Japan Union Conference	19						
Chiba Community Care Center			6		1	8	9
Hakusan Group Nursing Home		9	10		1	11	12
Higashikurume Saiwaicho Day Service Ctr			30		1	12	13
Hikarigaoka Community Care Plaza					3	12	15
Honamanuma Group Nursing Home		9	9		1	11	12
House of Ruth Retirement Center		20	20	2	1	1	2
Mitos Kamishirane Group Nursing Home		18	17	4	2	6	8
Mitos Tsurugamine Group Nursing Home		18	18	8	3	7	10
Rainbow House Group Home			18		2	15	17
Shalom Higashikurume Nursing Home		92	89	2	9	77	86
Shalom Minamisawa Day Service Center			30		2	14	16
Shalom Nursing Home		106	103	19	7	85	92
Shalom Sakurayama Retirement Center		50	50	3	4	2	6
Shalom Urugamidai Handicapped Fac		52	49	3	3	39	42
Shalom Wakaba Life House					1	17	18

Division and Union	Units	Beds	Average Daily Census (In-patients)	Admissions (In-patients)	SDA Employees	Other Employees	Total Employees
PART 2—Nursing Homes and Retirement Centers (Cont'd)							
NORTHERN ASIA-PACIFIC DIVISION (CONT'D)							
Shalom Wakaba No. 1 Day Service Center	26	...	4	17	21
Shalom Wakaba No.2 Day Service Center	30	...	2	12	14
Shalom Yokohama Nursing Home	104	101	101	31	27	60	87
Suginamiku Sever Mult HC Chn Day Ctr	1	16	16
Korean Union Conference	5
Eden Senior Sanitarium Center	100	98	98	35,770	54	8	62
Evergreen Center	32	42	42	42	8	...	8
Jindo-Gun Senior Sanitarium Center	60	60	60	60	15	25	40
Sahmyook Senior Sanitarium Center	69	79	71	22	29	51	51
Yoojawn: Sah Senior Sanitarium Center	120	120	44,003	24	50	74	74
Totals	24	859	1,006	80,018	197	534	731
SOUTH AMERICAN DIVISION							
South Brazil Union Conference	1
Adventist Home for the Elderly
SOUTH PACIFIC DIVISION							
Australian Union Conference (2014)	17
Adventcare Bendigo
Adventcare Whitehorse
Adventcare Yarra Ranges
Adventist Residential Care (Busseton)
Adventist Residential Care (Nollamara)
Adventist Residential Care (Rossmoyne)
Adventist Retirement Village (Hornsby)
Adventist Retirement Vlg (Kings Langley)
Adventist Retirement Village (Wahroonga)
Alstonville Lifestyle Community
Avondale Lifestyle Community
Caloundra Adventist Retirement Village
Capricorn Adventist Retirement Village
Jewells Lifestyle Community
Melody Park Retirement Resort
Victoria Point Adventist Retirement Village
Wyeec Point Lifestyle Community
New Zealand Pacific Union Conf (2014)	2
Bethesda Care Limited, Wiri
Bethesda Village Limited, Wiri
Totals	19
SOUTHERN AFRICA-INDIAN OCEAN DIVISION							
Indian Ocean Union Conference	1
Rosie Le Meme Adv Nursing Home	10
Southern Africa Union Conference	20
Advent Haven Frail Care & Comm Centre	45
Advent Haven Retirement Village
Anerley Haven	80
Anerley Place Hsng Scheme for Sr Citzs
Banyan Tree Retirement Residences
Diamant Ret Village and Comm Service
Drie Riviere Ret Village and Comm Ctr
Esda Frail Care and Community Centre	76
Esda Housing Scheme for Senior Citzs
Esda Retirement Village
Magnolia Haven Housing Scheme
Marburg Haven ADRA
Montamed Sorgsentrum	35
Montana Ret Village and Comm Service
Royce Haven Retirement Villas
Sea Breeze Retirement Homes
Sonskyn Retirement Village
Sunnyside Lodge	60
Trimed Sub-Acute Clinic	62
Wolmaranstaad Children/Adults/Hospice	6
Totals	21	374
TRANS-EUROPEAN DIVISION							
Danish Union of Churches Conference	2
Old People's Home (Soendervang)	42	42	42	5	37	42	42
Old People's Home (Solbakken)	51	51	51	3	35	38	38
Finland Union of Churches Conference	1
Finland Old People's Hme (Nurmikoti Oy)	38	37	10	8	17	25	25
Hungarian Union Conference	2
Gyula Old People's Home	50	50	8	13	16	29	29
Tass Old People's Home	30	30	8	4	14	18	18
Netherlands Union Conference	1
Netherlands Senior Citizen's Home	100	96	32	15	95	110	110
Norwegian Union Conference	2
Mosserod Old People's Home	58	57	53	10	47	57	57
Nordas Old People's Home	31	31	16	8	56	64	64
Polish Union Conference	1
Polish Old People's Home (Samarytanin)	89	89	5	38	17	55	55

Division and Union	Units	Beds	Average Daily Census (In-patients)	Admissions (In-patients)	SDA Employees	Other Employees	Total Employees
TRANS-EUROPEAN DIVISION CONT'D							
South-East European Union Conference	1
Old People's Home (Konak)	28	2	...	2	2
Totals	10	517	483	225	106	334	440
WORLD TOTALS 2016	133	6,630	5,995	88,498	764	4,640	5,991
<i>Note—Incomplete reporting.</i>							
Division and Union	Units	In-patient Beds	Out-patient Visits	SDA Employees	Other Employees	Total Employees	
PART 3—Clinics and Dispensaries							
EAST-CENTRAL AFRICA DIVISION							
Burundi Union Mission	6	210	145,942	42	11	53	
East Congo Union Mission	7	145	11,363	102	5	107	
East Kenya Union Conference	17	30	41,737	148	15	172	
Ethiopian Union Mission	13	18	40,929	36	10	46	
North East Congo Union Mission	12	1,111	22,098	183	90	274	
Northern Tanzania Union Conference	9	63	124,867	131	31	162	
Rwanda Union Mission	9	163	161,347	172	71	243	
Southern Tanzania Union Mission	11	30	23,865	32	12	44	
Uganda Union Mission	20	145	59,176	50	57	107	
West Congo Union Mission	8	818	3,899	48	11	59	
West Kenya Union Conference	15	45	70,161	57	40	97	
Attached Fields	1	3	751	4	...	4	
Totals	128	2,781	706,135	1,005	353	1,368	
EURO-ASIA DIVISION							
Ukrainian Union Conference	4	116	11,233	90	2	92	
INTER-AMERICAN DIVISION							
Caribbean Union Conference	3	
East Venezuela Union Mission	3	
Jamaica Union Conference	3	
North Colombian Union Conference	2	
North Mexican Union Conference	1	
Puerto Rican Union Conference	2	
West Venezuela Union Mission	2	...	22,003	...	30	30	
Totals	16	...	22,003	...	30	30	
INTER-EUROPEAN DIVISION							
Romanian Union Conference	1	...	30	10	2	12	
NORTH AMERICAN DIVISION							
Columbia Union Conference	3	...	17,862	1	6	7	
Pacific Union Conference	2	...	724,870	194	333	527	
Attached Field: Guam-Micronesia Mission	2	
Totals	7	...	742,732	195	339	534	
NORTHERN ASIA-PACIFIC DIVISION							
Chinese Union Mission	1	...	12,441	...	7	7	
Japan Union Conference	1	...	107,016	16	35	51	
Totals	2	...	119,457	16	42	58	
SOUTH AMERICAN DIVISION							
East Brazil Union Mission	1	
Paraguay Union of Churches Mission	1	
South Brazil Union Conference	2	
Southeast Brazil Union Conference	1	
Totals	5	
SOUTH PACIFIC DIVISION							
Papua New Guinea Union Mission	34	
Trans Pacific Union Mission	21	
Totals	55	
SOUTHERN AFRICA-INDIAN OCEAN DIVISION							
Botswana Union Conference	3	13	13,935	9	25	34	
Indian Ocean Union Conference	5	6	
Malawi Union Conference	13	124	88,583	119	29	148	
Mozambique Union Mission	2	2	
North-Eastern Angola Union Mission	6	50	
Southern Africa Union Conference	8	2	182,090	
Southern Zambia Union Conference	12	80	
South-Western Angola Union Mission	3	27	
Zimbabwe Union Conference	12	61	
Att'd Field: Sao Tome and Principe Mission	1	
Totals	65	365	284,608	128	54	182	

STATISTICAL REPORT FOR 2016

87

Division and Institution	Subscriptions			Trades			Job Printing	Total Sales	Employees	Periodicals	Languages
	Books	Magazines	Miscellaneous	Books/Bibles	Magazines/Periodicals	Miscellaneous					
	US\$	US\$	US\$	US\$	US\$	US\$	US\$	US\$			
Publishing Houses (Cont'd)											
INTER-EUROPEAN DIVISION (CONT'D)											
Czech Publishing House	no report										
Italian Publishing House	8,751	185,288	11,872	88,086	9,370	21,518	5,681	330,566	7	4	1
Life and Health Publishing House	no report										
"Life and Health" Romanian Adventist Pub House	1,392,543	80,585	129,710	801,560	251,367	130,615	837,840	3,624,220	183	22	8
Portuguese Publishing House*		268,202		526,308		76,303		870,813	10	15	
Saatkorn Publishing House	3,318			1,124,620	859,992	154,566		2,142,496	10	15	1
Safeliz Publishing House*	2,790,835	182,000		1,474,176		3,516		4,450,527	17	3	10
Slovakian Publishing House	113,614	17	3,953	19,611	22,687	13,495		173,377	3	2	1
Totals (11)	5,013,262	1,219,943	145,535	4,680,218	1,220,900	420,952	845,771	13,546,581	245	65	
NORTH AMERICAN DIVISION											
Pacific Press Publishing Association	1,648,168			7,160,693	12,925,782	1,136,945	3,957,513	26,829,101	158	33	4
NORTHERN ASIA-PACIFIC DIVISION											
Japan Publishing House*	no report										
Korean Publishing House	341,799	250,677		924,304	1,276,767	784,772	2,309,320	5,887,639	60	13	1
Signs of the Times Publishing Association	57,814	94,527	6,869	61,993	67,122	15,610	193,756	497,691	19	4	1
Totals (3)	399,613	345,204	6,869	986,297	1,343,889	800,382	2,503,076	6,385,330	79	17	
SOUTH AMERICAN DIVISION											
Brazil Publishing House	29,513,352	2,695,342	645,399	9,283,243	7,127,818	1,138,924	3,908,434	54,312,512	613	28	1
South American Spanish Publishing House	2,767,490	182,290		4,355,834	1,070,790	727,623	3,449,147	12,553,174	180	16	1
Totals (2)	32,280,842	2,877,632	645,399	13,639,077	8,198,608	1,866,547	7,357,581	66,865,686	793	44	
SOUTH PACIFIC DIVISION											
Signs Publishing Company	712,029		196,572	1,342,360	1,408,604	203,170	862,913	4,725,648	25	3	2
SOUTHERN AFRICA-INDIAN OCEAN DIVISION											
Adventist Printing House (Madagascar)	208,324	20,343	65,603		252,753			547,023	40	43	3
Angola Publishing House	no report										
Malamulo Publishing House	50,239		7,710	32,808	107,198	64	59,265	257,284	25	3	2
Mozambique Publishing House*	no report										
Zambia Adventist Press	14,512			72,100	357,826	3,595	93,365	541,398	11	1	4
Totals (5)	273,075	20,343	73,313	104,908	717,777	3,659	152,630	1,345,705	76	47	
SOUTHERN ASIA DIVISION											
Oriental Watchman Publishing House		111,232		234,655				345,887	41	17	14
SOUTHERN ASIA-PACIFIC DIVISION											
Bangladesh Adventist Publishing House	no report										
Indonesia Publishing House	304,224	40,740		183,390	404,901	55,112	68,248	1,056,615	60	1	1
Kinsaung Publishing House	no report										
Lakpahana Publishing House of SDA				26,507	400	7,030	10,228	44,165	6	4	2
Pakistan Publishing House (Qasid)*	no report										
Philippine Publishing House	5,172,635	1,245,162		1,355,698	329,165	70,026	28,621	8,201,307	94	10	5
Totals (6)	5,476,859	1,285,902		1,565,595	734,466	132,168	107,097	9,302,087	160	15	
TRANS-EUROPEAN DIVISION											
Advent Publishing House*	no report										
Adventist Media and Forvaltning AB*	no report										
Albanian SDA Publishing Service*	no report										
Croatian Publishing House*				129,333	89,090			218,423	4	7	1
Danish Publishing House*	no report										
Finland SDA Publishing House	19,100	227,769	6,537					253,406	4	3	1
Greek Mission Publishing Centre*	no report										
Iceland Publishing House*	no report										
Latvian Publishing Centre*	no report										
Lithuanian Publishing Centre*	11,131			1,882				13,013	1	4	1
Macedonian Publishing House*	no report										
Netherlands Publishing Service*	no report										
Norwegian Publishing House*	no report										
Polish Publishing House*	53,239	46,707	9,544	42,187	64,316	14,316		230,309	8	4	1
Serbian Publishing House*	66,753	3,463		25,609	6,318			102,143	7	4	4
Slovenian Publishing House*	no report										
Stanborough Press Limited*	1,092,208	26,019		1,255,874	349,247	181,933	409,878	3,315,159	26	5	5
Totals (17)	1,242,431	303,958	16,081	1,454,885	508,971	196,249	409,878	4,132,453	50	27	
WEST-CENTRAL AFRICA DIVISION											
Advent Press	185,088			237,893	962,895		475,006	1,860,882	52	16	4
Central African Publishing House	15,149	5,609	2,198		86,750		220,858	330,564	12	4	2
Totals (2)	200,237	5,609	2,198	237,893	1,049,645		695,864	2,191,446	64	20	
<i>Attached to the General Conference:</i>											
MIDDLE EAST AND NORTH AFRICA UNION MISS											
Middle East and North Africa Publishing Association*	4,898			9,172				14,070	4	5	3
ISRAEL FIELD											
Life and Peace Publishing House*	no report										
WORLD TOTALS 2016 (59)	52,651,949	6,251,509	1,309,159	37,759,496	39,481,967	4,850,187	17,107,222	159,411,489	2,049	362	
WORLD TOTALS 2015 (61)	49,063,241	19,687,853	1,357,076	44,304,180	34,700,241	7,622,650	17,346,898	174,082,139	2,027	356	

*Without printing facilities. Report incomplete.

SECTION IV—FOOD INDUSTRIES

Table 30

Division and Institution	Location	Employees				Products	
		Full-time	Part-time	Casual	Student	Manufactured	Other
Parenthesized figures after "Totals" represent the number of food industries in the divisions.							
INTER-AMERICAN DIVISION							
Inter-American Health Food Company							
Alimentos Colpac	Montemorelos, Mexico	221	4	...	18	50	...
Caribbean Health Foods	Port of Spain, Trinidad	13	93	...	9	169	...
Cetebedi, S.A.	Alajuela, Costa Rica	69	3	...	4	78	...
Colombia Branches (Productos Icolpan)	Medellin, Colombia	50	4	...	10	49	28
Alimentos Integrales Viva Mejor EU-Cali	Valle del Cauca, Colombia	29	39	...
Bucaramanga Branch	Bucaramanga, Colombia	20	13	22	...
Industrias Venepan	Nirgua, Yaracuy, Venezuela	103	8	...	9	45	...
Productos Granix	Bonao, Dominican Republic	53	8	...	13	42	51
Viva Mejor - Barquisimeto	Barquisimeto, Venezuela	31	12	...
Totals (9)		589	133	...	63	506	79
INTER-EUROPEAN DIVISION							
Bioherba Health Food Company (Bioherba GmbH)							
Granovita Canada	Heimertingen, Germany	60	4	687	47
	Ontario, Canada	5	30	...
Totals (2)		65	4	717	47
NORTHERN ASIA-PACIFIC DIVISION							
Korean Sahmyook Food							
	Choongnam, Korea	272	2	68	8
Korean Sahmyook Food Bonghwa Factory	Bonghwa, Korea	61	28	2
Korean Sahmyook Food Unju Factory	Unju, Korea	6	16	...
San-iku Foods	Sodegaura-shi, Chiba, Japan	23	37	98	12
Totals (4)		362	39	210	22
SOUTH AMERICAN DIVISION							
Argentina Food Factory (Alimentos Granix)							
	Buenos Aires, Argentina	1,032	7	305	36
Brazil Food Factory (Produtos Alimenticios Superbom)	Sao Paulo, Brazil	148	3	64	47
Totals (2)		1,180	7	...	3	369	83
SOUTH PACIFIC DIVISION							
Life Health Foods							
	Australia and New Zealand	188	10	43	...	199	38
Sanitarium Health and Wellbeing Company	Australia and New Zealand	926	185	430	...	378	62
Totals (2)		1,114	195	473	...	577	100
<i>Attached to the General Conference:</i>							
MIDDLE EAST AND NORTH AFRICA UNION MISSION							
Adventist Health Education Foundation (AHEF)							
	Cairo, Egypt	42	3	96	...
WORLD TOTALS 2016 (20)		3,352	374	473	73	2,475	331
WORLD TOTALS 2015 (19)		3,223	85	136	106	2,277	915
Food Industry Sales, World 2016		US\$ 684,312,375					
Food Industry Sales, World 2015		US\$ 616,095,098					

ADVENTIST DEVELOPMENT AND RELIEF AGENCY (ADRA)

The Adventist Development and Relief Agency (ADRA) acts as the humanitarian arm of the Seventh-day Adventist Church and is active in around 131 countries, broken down into nine regions below. In 2016, the funds for program support and implementation were in excess of US \$186

million. In addition, over \$6 million worth of gifts in kind were received. The ADRA network is comprised of around 7,000 staff and 29,000 volunteers. The investment of resources, both monetary and otherwise, resulted in the implementation of 1,197 projects that impacted more than 15 million people.

2016 Annual Statistical Report

Table 31

Region/Division	Total Budget	Support USD	Implement USD	General Administration	Fundraising	Gifts in Kind	Development Education	Capacity Building	Staff	Volunteers
	US\$	US\$	US\$	US\$	US\$	US\$	US\$	US\$		
Africa Region	82,246,238	12,719	82,233,519	5,243,807	6,362	4,358,606	5,200	153,006	2,547	513
Asia Region	25,684,450	3,741,111	21,943,339	1,697,352	47,745	118,307	12,387	65,363	892	1,837
Euro-Asia Division	8,920,592	15,157	8,905,435	331,426	9,208	441,743	18,889	7,148	381	371
Europe Region	49,534,479	41,289,148	8,245,331	5,318,860	1,145,419	1,990,960	1,006,664	285,116	404	12,446
Inter-American Division	5,447,228	3,918	5,443,310	527,784	129,853	420,225	132,886	15,240	141	3,489
Middle East and North African Union	27,834,184	...	27,834,184	3,432,303	383	232
North American Division	66,693,393	65,910,602	782,791	9,267,119	1,306,850	7,320,752	34,230	106,047	111	111
South American Division	36,914,399	187,350	36,727,049	2,534,134	162,698	318,655	1,962,824	...	2,193	4,065
South Pacific Division	21,921,358	10,210,545	11,710,813	1,784,322	674,093	252,684	289,458	35,656	189	5,852

Network Statistics

Table 32

Sectors	Projects	In US\$	Beneficiaries
Advocacy/Public Policy	13	3,107,719	411,019
Agriculture/Livelihoods	66	13,162,224	575,840
Building/Construction	21	4,991,774	146,862
Development Education	113	2,594,502	52,611
Disaster Relief/Emergency Activities	164	34,252,392	2,941,355
DRR/Climate Change/Environment	37	3,728,528	1,232,012
Economic Development	69	8,367,821	401,334
Education	148	27,547,440	1,048,857
Food Security	56	15,514,501	903,639
Gifts In Kind	64	6,238,992	968,734
Health	125	27,569,780	4,264,340
Nutrition	30	5,300,644	651,088
Other Miscellaneous Sectors	188	16,613,950	441,534
Psychological Support	24	2,397,002	130,023
Technical/Vocational Training	14	1,899,910	55,217
Water, Hygiene, and Sanitation	65	12,829,890	1,403,259
Totals	1,197	186,117,069	15,627,724

GLOBAL MISSION

The Church's Presence, Outreach, and Mission

Challenge of Global Mission.—The Global Mission document voted at the 1989 Annual Council and endorsed at the 1990 General Conference Session seeks to create an awareness, in concrete measurable terms, of what the gospel commission means to the church today.

Monitoring Global Advance.—Table 1 lists major unentered regions of the world according to conferences or missions rather than by countries. It is based on a challenge of Global Mission: to place a church among each one million of earth's population. To locate regions where the ratio of churches to population is less than 1:1,000,000, we have used the 2017 *Seventh-day Adventist Yearbook* to find those conferences or missions with low church-to-population ratios. For example, in the West Congo Union Mission of the East-Central Africa Division, the Lower Congo Field has a population of 7.0 million and six churches. Therefore, on average, each church serves a population of 1.2 million people. Progress is indicated in the fact that in 1997, when this field was organized, each church served an average of 3.4 million people.

This view of the global challenge shows in which conferences or missions the great challenges lie in relation to the Adventist "presence." (For a definition of "presence" see "Definitions" in the next column.)

A column is provided to show the "Population Estimate (Millions) Per Church 1990 or When Organized" for comparison. The basis for these entries is the 1991 *Seventh-day Adventist Yearbook* or the *Yearbook* representing the year of the field's organization after 1990. In some cases the 2016 ratio is larger than the earlier ratio. This may be due to a population that is growing more rapidly than the church or to official revisions in population estimates, rather than to a loss of churches. In some cases the fields that existed in 1990 no longer exist by the same name or territory so a direct comparison is impossible. In other cases growth of churches has lowered the ratio below 1.0. These are being eliminated year by year as church growth occurs. This occurred this year when the Nepal Section of the Southern Asia Division established its 29th church in a country with a population of 28.4 million people.

The number of churches is taken from the 2017 edition of the *Annual Statistical Report*; population statistics are for mid-2016 and estimates are provided by the Population Reference Bureau of Washington, DC.

Some countries with a population of one million or more yet with little or no Seventh-day Adventist organizational structure are shown in parentheses.

Table 2 lists all countries and some areas of the world and shows church-planting activity and general growth, including the number of ordained ministers, churches, companies, and members, for each country.

Although isolated Sabbath keepers or Seventh-day Adventists from other countries are known to reside in some countries where there is no organized church, the data here corresponds to official reports from the divisions.

The "Ordained Ministers" column excludes those who serve in administrative positions at the union and division levels.

Definitions.—Officially, what is a "country or area of the world?" For the purposes of this report, it is a separate political or geographical entity recognized by the United Nations. Because the Seventh-day Adventist Church does not involve itself in political affairs, the reader should attach no special significance to the presence of certain names in the list or the absence of others. The countries and areas shown in the accompanying Global Mission tables are taken from the United Nations Statistics Division, Standard Country and Area Codes Classifications (M49) list, excluding areas without political autonomy or permanent populations.

"Presence" means the existence within the territory of an organized church.

"Established work" exists in a country or area of the world when one or more of the following criteria have been met: (1) when an organized church meets regularly; (2) when a mission station, healthcare facility, or school is functioning regularly; or (3) when a regular full-time denominational employee is based in the country or area carrying on outreach or soul-winning activities through such units as a Sabbath school, an organized company, or a language school. Seventh-day Adventist work is *not* considered to be established in a country or area when it is limited to a series of evangelistic meetings, literature-evangelist work not based there, scattered Sabbath keepers, employees traveling through, or temporary service by regular employees, student missionaries, or other volunteer employees. Countries or areas where the church does not have established work are listed in a half-page table on page 91.

The "number of countries and areas of the world" is derived from the United Nations M49 list downloaded September 28, 2017, less the areas excluded for the reasons mentioned above. This makes our count 235.

Symbols Used in Table 2:

- + Improvement, but percentage calculation is impossible because the beginning figure is zero.
- Decrease in growth.
- () Negative number.

GLOBAL MISSION (GM) Table 1
Conferences or Missions Where Each Church
Serves More Than One Million Persons

Conference, Mission, or Country	Population Estimate (Millions) 2016	Churches 2016	Population Estimate (Millions) Per Church	
			2016	1990 or When Organized
EAST-CENTRAL AFRICA DIVISION				
East Kenya Union Conference (Somalia).....	11.1	0	no church	no church
Ethiopian Union Mission				
Tigray Attached Mission.....	5.1	1	5.1	1.0
West Congo Union Mission				
Congo Equatorial Field.....	7.6	7	1.1	no church
Lower Congo Field.....	7.0	6	1.2	3.4
Attached Field				
Eritrea Mission Field.....	5.4	3	1.8	1.2
EURO-ASIA DIVISION				
Southern Union Mission				
Tajikistan Field.....	8.6	3	2.9	1.1
EURO-ASIA DIVISION (Cont'd)				
Turkmenistan Field.....	5.4	1	5.4	5.6
Uzbekistan Field.....	31.9	12	2.7	1.7
(Afghanistan).....	33.4	0	no church	no church
NORTHERN ASIA-PACIFIC DIVISION				
Chinese Union Mission (China).....	1,378.0	1,310	1.1	2.9
Japan Union Conference				
East Japan Conference.....	65.2	53	1.2	1.2
West Japan Conference.....	58.8	30	2.0	1.7
Korean Union Conference (Korea, Democratic People's Rep. of).....	25.1	0	no church	no church

Conference, Mission, or Country	Population Estimate (Millions) 2016	Churches 2016	Population Estimate (Millions) Per Church		Conference, Mission, or Country	Population Estimate (Millions) 2016	Churches 2016	Population Estimate (Millions) Per Church	
			2016	1990 or When Organized				2016	1990 or When Organized

TABLE 1—Conferences or Missions Where Each Church Serves More Than One Million Persons (Cont'd)

SOUTHERN ASIA DIVISION				
Northeast India Union Section				
Arunachal Pradesh Region	1.5	1	1.5	no church
Assam Region	30.4	17	1.8	2.1
Northern India Union Section				
Bihar Region	108.4	3	36.1	30.2
Chhattisgarh Region	28.0	10	2.8	6.9
Delhi Metro Region	18.4	6	3.1	7.0
Eastern Jharkhand Section	18.8	14	1.3	1.7
Eastern Uttar Pradesh Region	63.3	32	2.0	32.7
Haryana Region	29.0	16	1.8	21.0
Himachal Pradesh Region	7.5	7	1.1	1.4
Madhya Bharat Section	155.1	54	2.9	5.1
Upper Ganges Section	126.9	43	3.0	5.8
Western Uttar Pradesh Region	40.0	15	2.7	4.2
Southwest India Union Section				
Malabar Region	8.6	7	1.2	1.5
Western India Union Section				
Gujarat Conference	45.8	42	1.1	4.0
Mumbai Metro Section	25.8	20	1.3	1.3
Saurashtra Region	16.9	4	4.2	3.6
Vidarbha Region (Nagpur)	25.3	21	1.2	2.3
SOUTHERN ASIA-PACIFIC DIVISION				
Bangladesh Union Mission				
East Bangladesh Mission	54.3	25	2.2	16.9
South Bangladesh Mission	38.0	35	1.1	0.7
West Bangladesh Mission	39.6	28	1.4	2.2
Pakistan Union Section				
Northern Section	134.3	87	1.5	2.3
Southern Section	69.2	31	2.2	2.9

SOUTHERN ASIA-PACIFIC DIVISION (Cont'd)				
Southeast Asia Union Mission				
Cambodia Adventist Mission	15.8	6	2.6	no church
Thailand Mission	65.3	52	1.3	1.4
Vietnam Mission	92.7	15	6.2	3.2
Lao Attached Field	7.1	4	1.8	5.1
West Indonesia Union Mission				
Central Java Mission	41.7	35	1.2	1.2
Attached Field				
Timor-Leste Mission	1.3	1	1.3	1.1
TRANS-EUROPEAN DIVISION				
Attached Field				
Greek Mission	10.8	10	1.1	1.3
WEST-CENTRAL AFRICA DIVISION				
Eastern Sahel Union Mission				
Burkina Faso Mission	19.0	12	1.6	3.0
Niger Mission Station	19.7	2	9.9	no church
West African Union Mission				
Guinea Mission Station	11.2	2	5.6	3.0
Western Sahel Union Mission				
Mali Mission	17.3	5	3.5	4.1
Senegal/Mauritania Mission	19.0	6	3.2	3.7
ATTACHED TO GENERAL CONFERENCE				
Middle East and North Africa Union Mission				
East Mediterranean Region	69.8	6	11.6	2.5
Egypt-Sudan Field	135.6	18	7.5	6.8
Gulf Field	80.7	18	4.5	5.7
North Africa Region	93.8	5	18.8	75.3
Turkey-Iran Field	159.3	4	39.8	39.3
(Palestine, State of)	4.8	0	no church	no church

GLOBAL MISSION (GM) Table 1a
Countries and Areas of the World Where
Seventh-day Adventist Work is Not Currently Established
As of December 31, 2016

Country or Area of the World	Continent	Division/Attached Field	Population Estimate Mid-2016	Country or Area of the World	Continent	Division/Attached Field	Population Estimate Mid-2016
Afghanistan	Asia	Euro-Asia	33,403,000	Maldives	Asia	Southern Asia	414,000
Aland Islands	Europe	Trans-European	29,000	Mauritania	Africa	West-Central Africa	4,166,000
Brunei Darussalam	Asia	Southern Asia-Pacific	424,000	Monaco	Europe	Inter-European	39,000
Comoros	Africa	Southern Africa-Indian Ocean	806,000	Palestine, State of	Asia	Inter-European	4,803,000
Gibraltar	Europe	Inter-European	34,000	Saint Pierre and Miquelon	North America	North American	6,000
Greenland	North America	Trans-European	56,000	San Marino	Europe	Inter-European	33,000
Guernsey	Europe	Trans-European	64,000	Somalia	Africa	East-Central Africa	11,079,000
Holy See	Europe	Inter-European	1,000	Syrian Arab Republic	Asia	Middle East and North Africa Un	17,185,000
Iran (Islamic Republic of)	Asia	Middle East and North Africa Un	79,482,000	Tokelau	Oceania	South Pacific	1,000
Jersey	Europe	Trans-European	100,000	Western Sahara	Africa	Middle East and North Africa Un	584,000
Korea, Democratic People's Rep of	Asia	Northern Asia-Pacific	25,115,000	Yemen	Asia	Middle East and North Africa Un	27,460,000

Summary

Countries and areas of the world (See p. 90)	235
Countries and areas of the world in which Seventh-day Adventist work is established	213
Countries and areas of the world in which Seventh-day Adventist work is not established (listed above)	22
Estimated population of the world as of June 30, 2016	7,418,148,000
Estimated population of countries and areas of the world in which Seventh-day Adventist work is established	7,212,864,000
Estimated population of countries and areas of the world in which Seventh-day Adventist work is not established (listed above)	205,284,000

GENERAL STATISTICS FOR 2016

GLOBAL MISSION

(GM) Table 2

Seventh-day Adventist Presence in *Countries and Areas of the World

(*Please see "Definitions" on page 90 of this report.)

Country or Area of the World	Division	Continent	Ordained Ministers 2016	Churches 2016	Companies 2016	Church Membership 2016	Population Estimate (Thousands) 2016	Adventist Deaths Per Thousand	General Population Deaths Per Thousand	Church Membership Per Ten Thousand Population	Population Per Member Ratio**	% Net Membership Growth	
												Over Last Year	Over Last 10 Years
Afghanistan	ESD	As	0	0	0	5	33,403	0.00	8.00	0	5,567,167	0	67
Aland Islands	TED	Eur	0	0	0	9	29	0.00	0.00	3	2,900	(10)	+
Albania	TED	Eur	4	5	2	439	2,889	0.00	8.00	2	6,566	1	53
Algeria	MENA	Afr				43	40,830	0.00	5.00	0	927,955	(42)	30
American Samoa	SPD	Oc	5	10	5	1,674	57	2.20	5.00	294	34	(8)	(7)
Andorra	EUD	Eur	1	0	1	10	80	0.00	4.00	1	7,273	0	25
Angola	SID	Afr	146	1,223	2,155	435,116	25,831	3.50	14.00	168	59	9	42
Anguilla	IAD	NA	1	3	1	1,096	15	0.92	5.00	731	14	1	62
Antigua and Barbuda	IAD	NA	8	30	2	9,412	93	1.48	6.00	1,012	10	(1)	21
Argentina	SAD	SA	132	600	444	114,577	43,625	5.32	8.00	26	381	3	20
Armenia	ESD	As	4	19	11	830	2,993	11.90	9.00	3	3,602	(1)	(8)
Aruba	IAD	NA	2	8	2	948	111	2.24	6.00	85	117	6	72
Australia	SPD	Oc	239	423	106	60,369	24,108	7.97	7.00	25	399	1	14
Austria	EUD	Eur	22	53	11	4,198	8,758	11.11	10.00	5	2,086	1	12
Azerbaijan	ESD	As	4	5	6	531	9,762	13.28	6.00	1	18,350	1	(23)
Bahamas	IAD	NA	20	59	3	22,912	382	2.11	6.00	600	17	(5)	46
Bahrain	MENA	As				86	1,446	0.00	2.00	1	16,621	5	187
Bangladesh	SSD	As	21	123	291	30,099	162,911	0.92	5.00	2	5,412	3	18
Barbados	IAD	NA	7	58	1	19,436	282	3.82	9.00	689	15	2	13
Belarus	ESD	Eur	25	66	28	3,773	9,508	10.92	13.00	4	2,519	0	(25)
Belgium	EUD	Eur	4	31	3	2,488	11,297	6.09	10.00	2	4,539	1	37
Belize	IAD	NA	11	92	39	43,255	378	0.31	6.00	1,144	9	4	43
Benin	WAD	Afr	5	22	59	4,183	10,800	0.29	9.00	4	2,581	21	3
Bermuda	NAD	NA	6	11	1	3,976	65	8.63	7.00	612	16	1	4
Bhutan	SUD	As	0	10	28	755	770	2.81	6.00	10	1,019	6	+
Bolivia, Plurinational State of	SAD	SA	71	385	710	118,689	10,985	2.95	6.00	108	93	5	(36)
Bonaire, Sint Eustatius, and Saba	IAD	NA	2	4	1	780	26	0.00	5.23	300	33	0	44
Bosnia and Herzegovina	TED	Eur	4	23	0	606	3,519	6.66	9.00	2	5,797	1	(12)
Botswana	SID	Afr	25	143	85	43,925	2,226	0.68	8.00	197	51	4	62
Brazil	SAD	SA	1,728	8,752	8,729	1,655,524	206,147	5.47	6.00	80	125	4	20
British Virgin Islands	IAD	NA	3	8	0	1,937	29	1.55	4.00	668	15	0	42
Brunei Darussalam	SSD	As	0	0	0	0	424	0.00	3.00	-	424,000	0	0
Bulgaria	EUD	Eur	47	118	124	7,098	7,130	17.21	15.00	10	1,004	(2)	(7)
Burkina Faso	WAD	Afr	5	12	63	1,741	18,980	0.66	10.00	1	10,896	14	(45)
Burundi	ECD	Afr	45	425	428	130,473	11,099	2.03	10.00	118	85	10	34
Cabo Verde	WAD	Afr	10	32	31	8,768	528	0.73	5.00	166	60	7	65
Cambodia	SSD	As	5	6	32	6,854	15,797	1.81	6.00	4	2,304	3	16
Cameroon	WAD	Afr	94	914	544	96,246	24,361	3.85	10.00	40	253	3	(8)
Canada	NAD	NA	222	386	76	70,332	36,219	5.99	8.00	19	515	2	23
Cayman Islands	IAD	NA	9	16	1	5,815	62	3.23	3.00	938	11	4	71
Central African Republic	WAD	Afr	2	51	45	5,715	5,004	5.79	14.00	11	875	(11)	(34)
Chad	WAD	Afr	11	35	32	2,602	14,511	1.66	14.00	2	5,575	8	(13)
Chile	SAD	SA	140	667	355	100,426	18,198	6.37	6.00	55	181	0	(21)
China	NSD	As	132	1,310	3,116	441,600	1,378,033	4.50	7.00	3	3,121	3	25
Colombia	IAD	SA	187	1,640	833	260,404	48,762	4.12	6.00	53	187	4	8
Comoros	SID	Afr	0	0	0	0	806	0.00	7.00	-	806,000	0	0
Congo	WAD	Afr	2	15	2	764	4,852	1.26	10.00	2	6,342	(4)	(1)
Congo, Democratic Republic of the	ECD	Afr	320	2,075	1,691	579,921	79,799	2.13	16.00	73	138	5	11
Cook Islands	SPD	Oc	3	15	2	995	15	3.06	8.00	663	15	2	48
Costa Rica	IAD	NA	24	239	69	75,959	4,890	0.66	4.00	155	64	3	36
Cote d'Ivoire	WAD	Afr	15	72	76	7,722	23,853	5.23	13.00	3	3,089	12	(27)
Croatia	TED	Eur	17	78	11	2,766	4,175	20.06	13.00	7	1,509	(1)	(14)
Cuba	IAD	NA	53	328	129	33,567	11,208	11.30	9.00	30	334	3	26
Curacao	IAD	NA	10	27	3	7,765	160	3.47	9.00	485	21	4	61
Cyprus	TED	As	2	2	0	92	1,177	0.00	6.00	1	12,656	2	23
Czechia	EUD	Eur	49	145	29	7,532	10,562	9.28	11.00	7	1,402	0	1
Denmark	TED	Eur	11	44	1	2,408	5,731	13.30	9.00	4	2,379	0	(5)
Djibouti	ECD	Afr	0	0	0	0	900	0.00	9.00	-	900,000	0	0
Dominica	IAD	NA	4	23	5	7,204	73	2.26	9.00	987	10	2	13
Dominican Republic	IAD	NA	106	793	501	319,421	10,630	0.13	6.00	300	33	4	38
Ecuador	SAD	SA	44	269	419	60,926	16,529	3.53	5.00	37	271	2	(10)
Egypt	MENA	Afr				753	93,492	0.00	6.00	0	123,995	1	(12)
El Salvador	IAD	NA	34	760	222	199,832	6,408	1.94	7.00	312	32	2	35
Equatorial Guinea	WAD	Afr	4	8	12	1,467	870	2.27	11.00	17	593	11	(30)
Eritrea	ECD	Afr	1	3	12	526	5,352	0.00	7.00	1	10,156	0	4
Estonia	TED	Eur	5	19	0	1,480	1,317	14.74	12.00	11	889	(1)	(14)
Ethiopia	ECD	Afr	142	944	382	180,249	101,746	3.49	7.00	18	564	6	18
Faeroe Islands	TED	Eur	0	1	0	58	49	17.24	8.00	12	831	0	(8)
Falkland Islands (Malvinas)	SAD	SA	1	0	0	0	3	0.00	7.00	-	3,000	0	0
Fiji	SPD	Oc	24	159	101	25,458	871	2.97	9.00	292	34	4	(2)
Finland	TED	Eur	7	62	9	4,768	5,465	18.04	10.00	9	1,146	(1)	(8)
France	EUD	Eur	59	129	41	14,672	64,631	7.27	9.00	2	4,405	3	28
French Guiana	IAD	SA	4	11	6	2,869	263	1.46	3.00	109	92	5	28

STATISTICAL REPORT FOR 2016

Country or Area of the World	Division	Continent	Ordained Ministers 2016	Churches 2016	Companies 2016	Church Membership 2016	Population Estimate (Thousands) 2016	Adventist Deaths Per Thousand	General Population Deaths Per Thousand	Church Membership Per Ten Thousand Population	Population Per Member Ratio**	% Net Membership Growth	
												Over Last Year	Over Last 10 Years
French Polynesia	SPD	Oc	5	41	18	5,252	274	5.06	5.00	192	52	2	11
Gabon	WAD	Afr	2	18	11	3,141	1,765	0.99	9.00	18	562	3	1
Gambia	WAD	Afr	3	5	8	309	2,086	6.78	9.00	1	6,729	5	(69)
Georgia	ESD	As	4	9	4	360	3,976	16.30	11.00	1	11,014	(2)	(6)
Germany	EUD	Eur	203	558	30	34,968	82,625	13.57	11.00	4	2,363	0	(3)
Ghana	WAD	Afr	198	1,589	2,052	312,866	28,231	5.11	8.00	111	90	8	(4)
Gibraltar	EUD	Eur	1	0	0	3	34	0.00	8.00	1	8,500	0	(50)
Greece	TED	Eur	3	10	4	384	10,756	2.26	10.00	0	27,938	(13)	(20)
Greenland	TED	NA	0	0	0	0	56	0.00	8.00	-	56,000	0	0
Grenada	IAD	NA	4	45	6	14,110	112	3.95	8.00	1,260	8	1	17
Guadeloupe	IAD	NA	9	64	11	12,619	407	2.73	8.00	310	32	1	11
Guam	NAD	Oc	5	7	2	1,355	189	3.87	5.00	72	139	5	14
Guatemala	IAD	NA	24	935	275	251,423	16,554	0.79	5.00	152	66	4	35
Guernsey	TED	Eur	0	0	0	0	64	0.00	0.00	-	64,000	0	0
Guinea	WAD	Afr	1	2	32	1,927	11,197	0.00	10.00	2	5,808	7	87
Guinea-Bissau	WAD	Afr	3	7	15	3,232	1,888	0.00	12.00	17	584	6	85
Guyana	IAD	SA	10	161	51	63,982	759	0.48	8.00	843	12	2	28
Haiti	IAD	NA	145	579	504	447,604	11,093	1.02	8.00	404	25	3	47
Holy See	EUD	Eur	0	0	0	0	1	0.00	12.00	-	1,000	0	0
Honduras	IAD	NA	23	461	235	165,116	8,200	1.25	5.00	201	50	(8)	(5)
Hong Kong Special Administrative Region (China)	NSD	As	21	17	4	4,301	7,355	7.95	6.00	6	1,710	(5)	2
Hungary	TED	Eur	23	119	23	5,261	9,807	15.80	13.00	5	1,864	0	13
Iceland	TED	Eur	3	6	1	478	334	4.21	7.00	14	697	1	(16)
India	SUD	As	343	4,475	4,733	1,570,617	1,328,853	0.60	7.00	12	846	1	26
Indonesia	SSD	As	600	1,725	598	219,040	259,448	2.81	7.00	8	1,184	3	20
Iran (Islamic Republic of)	MENA	As				0	79,482	0.00	5.00	-	79,482,000	0	-
Iraq	MENA	As				87	38,146	20.83	4.00	0	433,477	(9)	(50)
Ireland	TED	Eur	2	5	4	555	4,668	1.88	6.00	1	8,396	4	183
Isle of Man	TED	Eur	1	1	0	35	87	34.48	10.00	4	2,417	21	+
Israel	ISRF	As	4	11	9	752	8,201	2.86	5.00	1	10,891	7	(12)
Italy	EUD	Eur	35	110	18	9,504	60,601	4.53	11.00	2	6,376	0	21
Jamaica	IAD	NA	109	678	58	299,851	2,732	2.34	6.00	1,098	9	2	35
Japan	NSD	As	42	97	51	15,194	125,310	14.08	10.00	1	8,247	0	0
Jersey	TED	Eur	0	0	0	0	100	0.00	0.00	-	100,000	0	0
Jordan	MENA	As				185	8,185	0.00	4.00	0	44,005	3	17
Kazakhstan	ESD	As	22	46	20	2,508	17,799	15.48	8.00	1	7,094	(5)	(23)
Kenya	ECD	Afr	571	5,951	3,642	896,539	45,397	2.65	7.00	197	51	3	54
Kiribati	SPD	Oc	4	14	11	2,609	116	1.14	8.00	225	44	(1)	41
Korea, Democratic People's Republic of+	NSD	As	0	26	0	866	25,115	0.00	9.00	0	28,968	0	0
Korea, Republic of	NSD	As	598	681	147	248,623	50,801	0.24	5.00	49	204	2	27
Kuwait	MENA	As				196	4,049	0.00	2.00	0	20,553	1	23
Kyrgyzstan	ESD	As	5	12	15	704	6,083	24.16	6.00	1	8,628	(6)	(43)
Lao People's Democratic Republic	SSD	As	4	4	10	1,279	7,077	0.00	7.00	2	5,529	(2)	64
Latvia	TED	Eur	16	52	3	3,862	1,964	15.57	14.00	20	508	(1)	(2)
Lebanon	MENA	As				307	6,238	0.00	5.00	0	20,253	8	(22)
Lesotho	SID	Afr	4	42	26	9,541	2,163	4.15	15.00	44	227	7	72
Liberia	WAD	Afr	18	72	75	20,159	4,615	2.97	9.00	44	229	9	(12)
Libya	MENA	Afr				55	6,330	0.00	5.00	0	113,036	(55)	(10)
Liechtenstein	EUD	Eur	0	0	0	9	38	0.00	7.00	2	3,800	0	+
Lithuania	TED	Eur	8	18	4	765	2,872	17.97	14.00	3	3,749	(2)	(14)
Luxembourg	EUD	Eur	0	2	0	131	583	0.00	7.00	2	4,417	2	96
Macao Special Administrative Region (China)	NSD	As	0	2	1	304	652	0.00	3.00	5	2,138	6	46
Macedonia, The Former Yugoslav Republic of	TED	Eur	5	15	8	532	2,073	18.48	10.00	3	3,889	(2)	(11)
Madagascar	SID	Afr	99	897	1,125	152,867	23,667	1.59	7.00	65	155	8	61
Malawi	SID	Afr	175	1,425	1,827	516,663	17,225	2.66	10.00	300	33	7	93
Malaysia	SSD	As	49	271	153	56,665	30,791	1.24	5.00	18	543	2	21
Maldives	SUD	As	0	0	0	0	414	0.00	3.00	-	414,000	0	0
Mali	WAD	Afr	1	5	21	1,740	17,260	0.00	13.00	1	9,914	3	24
Malta	EUD	Eur	0	1	0	31	433	0.00	8.00	1	13,531	0	72
Marshall Islands	NAD	Oc	2	3	7	882	55	0.00	4.00	160	62	7	43
Martinique	IAD	NA	5	67	5	16,059	373	3.27	9.00	431	23	1	10
Mauritania	WAD	Afr	2	0	1	74	4,166	0.00	8.00	0	55,547	7	957
Mauritius	SID	Afr	10	34	5	5,014	1,263	5.82	8.00	40	252	4	27
Mayotte	SID	Afr		0	2	104	237	0.00	3.00	4	2,257	3	+
Mexico	IAD	NA	450	4,097	4,334	744,073	128,632	3.29	5.00	58	173	3	29
Micronesia (Federated States of)	NAD	Oc	2	7	1	1,756	103	0.00	5.00	170	59	1	61
Moldova, Republic of	ESD	Eur	32	141	97	9,066	3,552	17.85	11.00	26	392	(1)	(21)
Monaco	EUD	Eur	0	0	0	0	39	0.00	6.00	-	39,000	0	0
Mongolia	NSD	As	10	6	5	2,377	3,095	1.40	6.00	8	1,302	11	131
Montenegro	TED	Eur	2	5	0	235	619	16.81	10.00	4	2,623	(1)	(4)
Montserrat	IAD	NA	0	2	1	1,044	5	1.93	9.00	2,088	5	1	(10)
Morocco	MENA	Afr				53	34,705	0.00	6.00	0	642,685	0	308
Mozambique	SID	Afr	24	1,036	1,649	358,335	27,181	1.51	14.00	132	76	3	65
Myanmar	SSD	As	53	233	102	31,002	52,414	5.09	8.00	6	1,691	2	24
Namibia	SID	Afr	11	110	46	20,848	2,537	3.07	7.00	82	122	5	25
Nauru	SPD	Oc	1	1	0	45	11	0.00	8.00	41	239	0	275
Nepal	SUD	As	0	29	82	9,242	28,431	0.00	7.00	3	3,076	2	90
Netherlands	TED	Eur	24	58	16	5,791	17,020	8.02	9.00	3	2,939	1	31

Table 2—Seventh-day Adventist Presence in Countries and Areas of the World (Cont'd)

GENERAL STATISTICS FOR 2016

Country or Area of the World	Division	Continent	Ordained Ministers 2016	Churches 2016	Companies 2016	Church Membership 2016	Population Estimate (Thousands) 2016	Adventist Deaths Per Thousand	General Population Deaths Per Thousand	Church Membership Per Ten Thousand Population	Population Per Member Ratio**	% Net Membership Growth	
												Over Last Year	Over Last 10 Years
New Caledonia	SPD	Oc	3	6	4	959	279	4.26	5.00	34	291	2	50
New Zealand	SPD	Oc	36	81	26	12,853	4,698	6.62	7.00	27	365	1	15
Nicaragua	IAD	NA	34	275	247	142,721	6,328	0.24	5.00	226	44	4	72
Niger	WAD	Afr	1	2	7	191	19,749	7.52	9.00	0	102,859	44	(6)
Nigeria	WAD	Afr	298	1,170	1,289	234,200	186,510	4.06	13.00	13	796	5	(6)
Niue	SPD	Oc	1	1	0	18	1	0.00	13.00	180	53	157	200
Northern Mariana Islands	NAD	Oc	0	1	3	313	58	6.69	0.00	54	185	5	73
Norway	TED	Eur	0	62	2	4,544	5,238	12.73	8.00	9	1,152	0	(3)
Oman	MENA	As				58	4,351	0.00	2.00	0	73,746	2	32
Pakistan	SSD	As	15	118	113	11,689	203,447	1.10	7.00	1	17,404	7	10
Palau	NAD	Oc	1	4	2	1,259	19	1.62	9.00	663	15	2	42
Palestine, State of	As	Oc	0	0	0	0	4,803	0.00	4.00	-	4,803,000	0	0
Panama	IAD	NA	49	328	199	75,257	4,041	0.89	5.00	186	54	10	(2)
Papua New Guinea	SPD	Oc	193	1,018	3,091	294,824	8,151	4.20	8.00	362	28	17	24
Paraguay	SAD	SA	19	61	93	12,101	7,033	3.32	6.00	17	581	6	(12)
Peru	SAD	SA	282	2,433	3,232	409,246	31,489	6.00	6.00	130	77	0	(47)
Philippines	SSD	As	424	4,763	1,950	1,028,611	102,572	1.48	7.00	100	100	4	90
Pitcairn	SPD	Oc	0	1	0	22	-	0.00	0.00	0	-	0	0
Poland	TED	Eur	29	117	26	5,739	38,417	10.12	10.00	1	6,693	(2)	(1)
Portugal	EUD	Eur	32	94	23	9,339	10,303	9.21	11.00	9	1,103	0	3
Puerto Rico	IAD	NA	104	311	10	32,908	3,415	9.81	9.00	96	104	0	(7)
Qatar	MENA	As				241	2,477	0.00	1.00	1	10,236	12	373
Reunion	SID	Afr	3	20	0	1,480	850	6.61	5.00	17	574	9	7
Romania	EUD	Eur	65	1,104	250	64,885	19,756	20.11	12.00	33	304	(1)	(7)
Russian Federation	ESD	Eur	214	641	488	43,317	144,326	16.61	13.00	3	3,332	(1)	(17)
Rwanda	ECD	Afr	146	1,786	699	802,048	11,896	0.98	7.00	674	15	17	102
Saint Barthelemy	IAD	NA	0	0	0	4	9	0.00	8.00	4	1,800	0	0
Saint Helena	SID	Afr	0	1	0	109	5	0.00	12.00	218	45	0	35
Saint Kitts and Nevis	IAD	NA	1	12	1	2,298	50	14.91	8.00	460	22	(7)	14
Saint Lucia	IAD	NA	3	48	10	23,625	177	0.34	0.00	1,335	7	33	60
Saint Martin	IAD	NA	1	4	2	465	33	0.00	4.00	141	71	0	2
Saint Pierre and Miquelon	NAD	NA	3	0	0	0	6	0.00	9.00	-	6,000	0	0
Saint Vincent and the Grenadines	IAD	NA	7	39	2	15,427	110	1.75	7.00	1,402	7	0	22
Samoa	SPD	Oc	14	36	24	6,953	195	6.48	5.00	357	28	(26)	39
San Marino	EUD	Eur	0	0	0	0	33	0.00	7.00	-	33,000	0	0
Sao Tome and Principe	SID	Afr	6	13	56	7,514	198	1.76	7.00	379	26	10	243
Saudi Arabia	MENA	As				359	31,677	0.00	4.00	0	87,992	15	+
Senegal	WAD	Afr	1	6	6	601	14,800	3.45	6.00	0	24,585	4	37
Serbia	TED	Eur	34	167	0	6,326	8,818	15.37	15.00	7	1,394	(1)	(8)
Seychelles	SID	Afr	1	7	3	943	94	12.99	7.00	100	100	(6)	13
Sierra Leone	WAD	Afr	6	50	101	9,294	6,567	5.56	14.00	14	707	3	(44)
Singapore	SSD	As	7	8	1	3,053	5,601	2.66	4.00	5	1,834	2	27
Sint Maarten	IAD	NA	3	6	1	2,896	47	2.42	5.00	616	16	0	55
Slovakia	EUD	Eur	9	42	11	2,278	5,429	16.19	10.00	4	2,382	0	4
Slovenia	TED	Eur	1	15	2	567	2,065	10.66	10.00	3	3,636	1	10
Solomon Islands	SPD	Oc	68	192	413	50,807	658	0.37	5.00	772	13	4	42
Somalia	ECD	Afr	0	0	0	0	11,079	0.00	12.00	-	11,079,000	0	0
South Africa	SID	Afr	149	1,074	363	131,664	55,654	1.98	10.00	24	423	3	71
South Sudan	ECD	Afr	30	59	168	29,419	12,733	0.42	12.00	23	433	12	118
Spain	EUD	Eur	47	111	48	16,550	43,285	4.45	9.00	4	2,615	0	27
Sri Lanka	SSD	As	5	37	21	3,101	21,163	3.98	6.00	1	6,822	3	(13)
Sudan	MENA	Afr				105	42,127	0.00	8.00	0	397,425	0	44
Suriname	IAD	SA	4	15	3	4,774	548	1.06	7.00	87	115	1	33
Swaziland	SID	Afr	6	24	43	8,276	1,304	1.39	14.00	63	158	5	83
Sweden	TED	Eur	0	33	4	2,871	9,903	13.08	9.00	3	3,448	2	5
Switzerland	EUD	Eur	22	53	6	4,643	8,387	11.58	8.00	6	1,806	1	6
Syrian Arab Republic	MENA	As				0	17,185	0.00	4.00	-	17,185,000	0	0
Taiwan (China)	NSD	As	48	57	29	6,501	23,499	3.83	7.00	3	3,614	4	23
Tajikistan	ESD	As	3	3	6	204	8,645	15.38	6.00	0	42,171	5	(70)
Tanzania, United Republic of	ECD	Afr	233	2,832	2,374	568,571	54,207	3.24	7.00	105	95	10	57
Thailand	SSD	As	36	52	74	14,018	65,323	1.85	8.00	2	4,660	(7)	21
Timor-Leste	SSD	As	2	1	2	567	1,266	0.00	7.00	4	2,229	8	340
Togo	WAD	Afr	13	48	107	8,103	7,505	3.66	9.00	11	926	10	(18)
Tokelau	SPD	Oc	0	0	0	0	1	0.00	8.00	-	1,000	0	-
Tonga	SPD	Oc	8	16	18	3,325	103	6.54	7.00	323	31	9	52
Trinidad and Tobago	IAD	NA	40	156	29	66,148	1,355	1.02	8.00	488	20	1	9
Tunisia	MENA	Afr				36	11,303	0.00	7.00	0	305,486	(23)	29
Turkey	MENA	As				284	79,472	0.00	5.00	0	278,849	6	330
Turkmenistan	ESD	As	0	1	2	94	5,439	10.53	8.00	0	57,253	(1)	16
Turks and Caicos Islands	IAD	NA	2	10	1	3,202	38	0.33	2.00	843	12	7	126
Tuvalu	SPD	Oc	1	1	2	344	11	0.00	9.00	313	32	(5)	199
Uganda	ECD	Afr	154	1,029	2,135	314,716	36,593	0.99	10.00	86	116	8	89
Ukraine	ESD	Eur	220	854	279	49,441	44,965	21.95	14.00	11	909	(2)	(19)
United Arab Emirates	MENA	As				934	9,267	0.00	2.00	1	9,911	15	274
United Kingdom of Great Britain and Northern Ireland	TED	Eur	130	272	37	36,622	65,627	5.23	9.00	6	1,792	3	37
United States of America	NAD	NA	2,788	5,102	751	1,157,275	323,891	6.16	8.00	36	280	1	18
United States Virgin Islands	IAD	NA	9	13	2	9,092	107	1.47	7.00	850	12	2	18
Uruguay	SAD	SA	17	59	42	7,963	3,480	18.68	10.00	23	437	(3)	15

Table 2—Seventh-day Adventist Presence in Countries and Areas of the World (Cont'd)

Country or Area of the World	Division	Continent	Ordained Ministers 2016	Churches 2016	Companies 2016	Church Membership 2016	Population Estimate (Thousands) 2016	Adventist Deaths Per Thousand	General Population Deaths Per Thousand	Church Membership Per Ten Thousand Population	Population Per Member Ratio**	% Net Membership Growth	
												Over Last Year	Over Last 10 Years

Table 2—Seventh-day Adventist Presence in Countries and Areas of the World (Cont'd)

Uzbekistan	ESD	As	2	12	5	698	31,855	21.04	5.00	0	45,572	(2)	(47)
Vanuatu	SPD	Oc	14	86	129	23,769	284	1.03	5.00	837	12	2	48
Venezuela (Bolivarian Republic of)	IAD	SA	105	1,179	512	318,967	31,029	0.78	5.00	103	97	5	97
Viet Nam	SSD	As	12	15	162	12,573	92,699	2.16	7.00	1	7,372	5	46
Wallis and Futuna Islands	SPD	Oc				18	13	0.00	7.00	14	684	0	+
Western Sahara	MENA	Afr				0	584	0.00	6.00	-	584,000	0	0
Yemen	MENA	As				0	27,460	0.00	7.00	-	27,460,000	0	0
Zambia	SID	Afr	119	2,630	3,974	1,169,744	15,934	1.78	13.00	734	14	8	121
Zimbabwe	SID	Afr	96	2,180	2,441	885,430	15,987	1.37	10.00	554	18	5	74

SUMMARY

Africa			3,220	30,121	29,933	7,976,125	1,203,432	2.27	9.78	66	151	7	55
Asia			2,488	14,214	11,791	3,728,446	4,436,832	1.57	6.82	8	1,190	2	38
Europe			1,416	5,440	1,644	371,037	739,962	14.47	10.98	5	1,994	0	(3)
North America			4,335	16,077	7,740	4,306,864	578,802	3.13	7.02	74	134	2	27
Oceania			629	2,123	3,966	495,859	40,270	4.13	7.14	123	81	10	24
South America			2,744	16,232	15,429	3,130,448	418,850	4.77	6.13	75	134	3	1

WORLD TOTALS 2016			14,832	84,207	70,503	20,008,779	7,418,148	3.00	7.70	27	371	5	32
-------------------	--	--	--------	--------	--------	------------	-----------	------	------	----	-----	---	----

WORLD TOTALS 2015			14,454	81,552	69,909	19,126,438	7,338,731			26	384	5	37
-------------------	--	--	--------	--------	--------	------------	-----------	--	--	----	-----	---	----

Note—Statistics for some countries or areas are not available. **Population per member is calculated as population divided by members plus one (to avoid dividing by zero). +No report since 1959.

GLOBAL MISSION

(GM) Table 3

10/40 Window

Matthew 24:14: "And this gospel of the kingdom will be preached in the whole world as a testimony to all nations, and then the end will come." NIV

The 10/40 Window describes a rectangular-shaped region of the world map in the eastern hemisphere between the 10 and 40 northern lines of latitude, which includes North Africa, the Middle East, and Asia, where more than 60% of the world's population live. This region is home to some of the largest people groups who do not have access to the Gospel message. The majority of the world's least evangelized countries and a great number of the poor are within the 10/40 Window. It contains three of the world's dominant religions: Islam, Hinduism, and Buddhism, plus the non-religious. Much of this region also has Biblical and historical significance.

Countries and Areas in the 10/40 Window

Afghanistan	China	Iraq	Malaysia	Palestine, State of	Timor-Leste
Albania	Djibouti	Israel	Maldives	Qatar	Tunisia
Algeria	Egypt	Japan	Mali	Saudi Arabia	Turkey
Azerbaijan	Eritrea	Jordan	Mauritania	Senegal	Turkmenistan
Bahrain	Ethiopia	Kazakhstan	Mongolia	Somalia	United Arab Emirates
Bangladesh	Gambia	Korea, North	Morocco	South Sudan	Uzbekistan
Benin	Guinea	Kuwait	Myanmar	Sri Lanka	Viet Nam
Bhutan	Guinea-Bissau	Kyrgyzstan	Nepal	Sudan	Western Sahara
Brunei Darussalam	Hong Kong SAR (China)	Lao People's Democratic Rep	Niger	Syria	Yemen
Burkina Faso	India	Lebanon	Nigeria	Taiwan (China)	
Cambodia	Indonesia	Libya	Oman	Tajikistan	
Chad	Iran	Macao SAR (China)	Pakistan	Thailand	

General Church Statistics Inside and Outside the 10/40 Window 2016

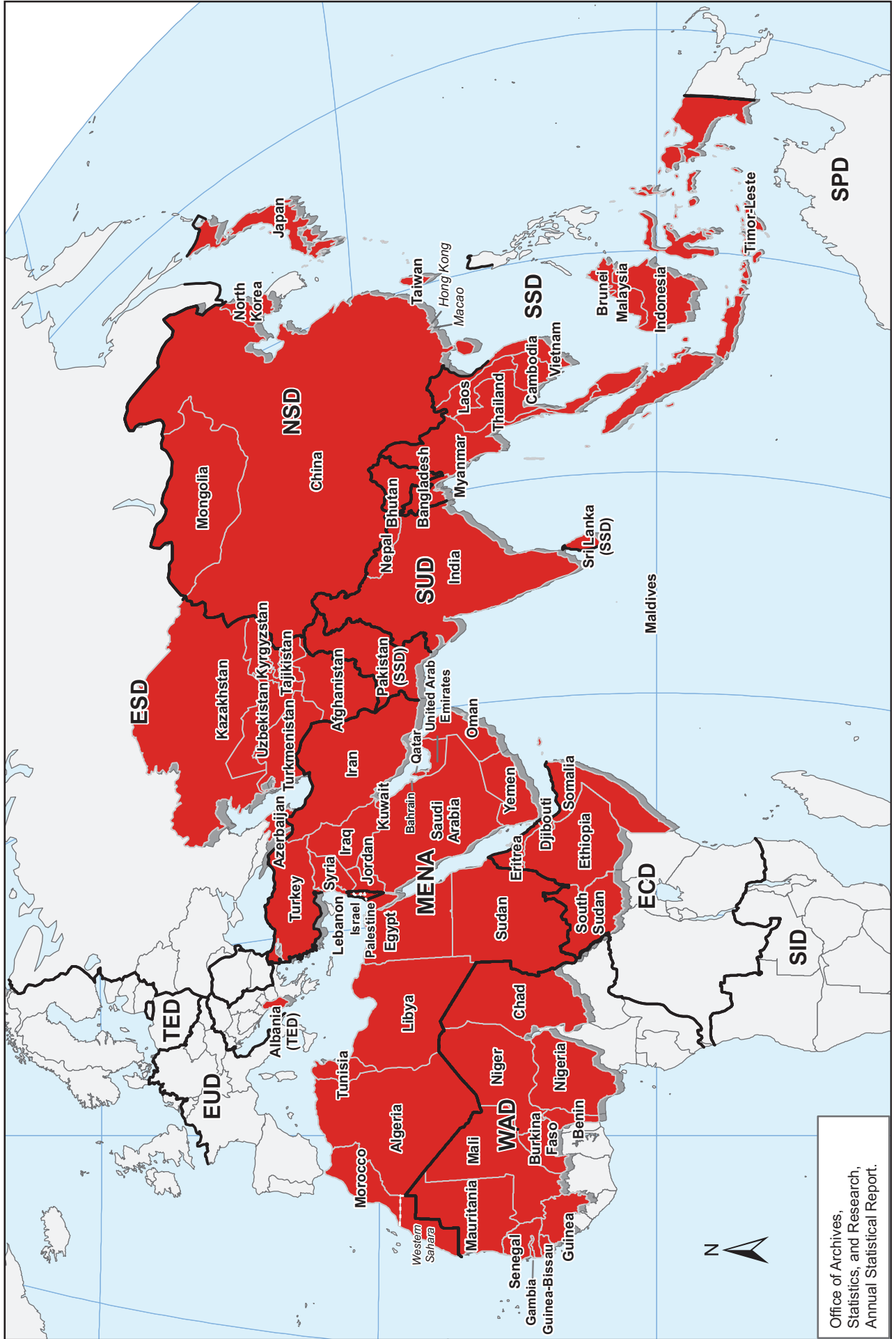
	Number of Countries	Ordained Ministers	Churches	Companies	Church Membership	Population Estimate Mid-2016	Population Per Member Ratio
Inside the 10/40 Countries	69	1,965	11,032	11,788	2,909,355	4,908,694	1,697
Outside the 10/40 Countries	166	12,867	73,175	58,715	17,099,424	2,509,454	145

Number of Seventh-day Adventist Institutions as Listed in the SDA Yearbook in the 10/40 Window 2016

	Food Industries	Hospitals	Media Centers	Radio and TV Stations	Medical/Dental Clinics and Air Bases	Nursing Homes/ Retirement Centers	Orphanages	Publishing Houses	Tertiary Schools	Secondary Schools
Inside the 10/40 Countries	4	33	2	6	50	5	3	11	23	116
Outside the 10/40 Countries	8	146	13	122	269	84	18	48	82	618

Seventh-day Adventist Mission Challenge:

The countries of the "10/40 Window" (approved by the GC Mission Board) and the World Divisions to which they are assigned.



LANGUAGES AND DIALECTS IN WHICH SEVENTH-DAY ADVENTIST PUBLICATIONS ARE NOW IN PRINT

Table 33

Country or Area of the World	Language or Dialect	Country or Area of the World	Language or Dialect	Country or Area of the World	Language or Dialect
Albania	Albanian, Tosk	Czechia	Czech	Kazakhstan	Kazakh; Russian
Algeria	Arabic, Standard; English	Denmark	Danish	Kenya	Ekegusii (Gusii, Kisii); Gikuyu (Kikuyu); Kalenjin: Nandi, Kipsigis, Tugen; Kamba (Kikamba); Kimiiru (Kimeru, Meru); Luo; Luyia (Luyha); Maasai (Kimaasai); Swahili (Kiswahili)
Angola	Portuguese	Dominican Republic	Spanish	Kiribati	Kiribati (Ikiribati): Banaban
Argentina	Spanish	Ecuador	Aymara, Central; Quichua, Chimborazo Highland; Spanish	Korea, Republic of	Korean
Armenia	Armenian; Russian	Egypt	Arabic, Standard; English	Kuwait	Arabic, Standard; English
Aruba	Papiamentu (Papiamentu)	El Salvador	Spanish	Kyrgyzstan	Kyrgyz; Russian
Australia	Chinese, Mandarin; Croatian; English; Fijian (Fiji); Italian; Korean; Polish; Portuguese; Rarotongan (Cook Islands Maori); Russian; Samoan; Spanish; Swahili; Tongan (Tonga)	Equatorial Guinea	Ndowe coastal people; Spanish	Lao People's Democratic Republic	Lao (Laotian)
Austria	German, Standard	Eritrea	Tigrigna (Tigrinya)	Latvia	Latvian; Russian
Azerbaijan	Azerbaijani, North; Russian	Estonia	Estonian; Russian	Lebanon	Arabic, Standard; English
Bahrain	Arabic, Standard; English	Ethiopia	Afar; Amharic (Amarigna); Dawro (Kullo); Hadiyya (Guddelign;* Gudeilla;* Hadiyyigna*); Kambaata (Kembata); Oromo, West Central (Oromiffa); Sebat Bet Gurage (Gurage); Sidamo (Sidaminya); Tigrigna (Tigrinya); Wolaytta (Wolaitta)	Lesotho	Arabic, Southern (Sesotho)
Bangladesh	Bengali (Bangla)	Faeroe Islands	Faroese	Liberia	English
Belarus	Russian	Fiji	Fijian (Fiji); Hindi, Fiji; Kiribati (Ikiribati): Banaban; Rotuman	Libya	English
Belgium	French; Vlaams (Flemish)	Finland	Finnish; Swedish	Lithuania	Lithuanian; Russian
Benin	French	France	French	Macao SAR (China)	Chinese, Mandarin
Bermuda	English; Spanish	French Guiana	French	Macedonia, The Former Yugoslav Republic of	Albanian, Tosk; Macedonian; Serbian
Bhutan	Nepali	French Polynesia	French; Tahitian	Madagascar	French; Malagasy
Bolivia (Plurinational State of)	Aymara, Central; Quechua, South Bolivian; Spanish	Gabon	French	Malawi	Chichewa (Chewa); Nyanja; English; Lomwe (Ngulu); Sena, Malawi (Chisena); Tumbuka; Yao
Bonaire, Sint Eustatius, and Saba	Papiamentu (Papiamentu)	Gambia	English	Malaysia	Chinese, Mandarin; Iban (Sea Dayak); Malay; Tamil
Bosnia and Herzegovina	Serbo-Croatian (Croatian; Serbian)	Georgia	Georgian; Russian	Mali	Badyara (Badjara); Bambara; Bozo, Jenaama (Boso, Sorogaama); Dogon, Tommo So; French; Konabere (Bobo, Northern Bobo Madare); Krio: Aku; Kuwaataay (Kwatay); Maninkakan, Western (Maliinke); Pulaar (Peuhl); Pulaar Fulfulde; Songai (Sonrai); Soninke; Tamasheq (Kidal)
Botswana	Kgalagadi (Shekgalagadi); Khwe: Bukakhwe, River Bushman; Tswana (Setswana); Yeyi (Shiyeyi)	Germany	German, Standard; Russian	Malta	Maltese
Brazil	German, Standard; Japanese; Karaja; Portuguese	Ghana	Akan: Asante; Fante; Kwawu; (Akuapim); Dagbani; Dangme (Adangme); Krobo; English; Ewe; Hausa	Marshall Islands	Marshallese
Brunei Darussalam	Malay	Greece	Greek	Martinique	French
Bulgaria	Bulgarian; Turkish	Greenland	Inuktitut, Greenlandic (Greenlandic Eskimo)	Mauritania	Arabic, Standard; French; Pulaar (Fulfulde Pulaar); Wolof
Burkina Faso	Bisa; Buamu (Bwamu); French; Fulfulde, Northeastern Burkina Faso; Gourmanchema (Goulmacema; Gourma); Jula (Dioula); Konabere (Bobo Fing); Samo, Southern	Guadeloupe	French	Mauritius	English; French
Burundi	English; French; Rundi (Kirundi); Swahili	Guam	Chamorro; Chuukese (Truk; Trukese); English; Kusaie (Kosrae; Kosraean); Marshallese; Palauan (Palau); Ponapean (Pohnpeian); Tagalog	Mexico	Spanish
Cabo Verde	Crioulo, Upper Guinea; Portuguese	Guatemala	Spanish	Micronesia (Federated States of)	Chuukese (Truk; Trukese); Kusaie (Kosrae; Kosraean); Ngatik Men's Creole (Ngatikese); Pingelap (Pingelapese); Ponapean (Pohnpeian)
Cambodia	Khmer, Central (Cambodian)	Guinea	Arabic, Hassaniyya; French	Moldova, Republic of	Romanian (Rumanian); Russian
Cameroon	Batanga (Banoho; Bapuku; Noho); Benga; Bulu; English; Fe'Fe' (Bamileke-Fe'Fe'); French; Fulfulde, Adamawa (Adamawa Fulani); Kwasio (Ngumba); Mabi; Medumba (Bamileke-Medumba)	Guinea-Bissau	Bidyogo (Bijago); Portuguese	Mongolia	Mongolian, Halh (Khalkha)
Canada	Chinese, Mandarin; English; French; Ghananian Languages; Hungarian; Khmer, Central (Cambodia); Korean; Portuguese; Romanian (Rumanian); Serbo-Croatian (Croatian; Serbian); Spanish; Tagalog; Ukrainian; Yugoslavian*	Haiti	Akawaio	Montenegro	Serbo-Croatian (Croatian; Serbian)
Central African Republic	Sango	Honduras	French	Morocco	Arabic, Standard; English
Chad	French	Hong Kong SAR (China)	Miskito (Mosquito); Spanish	Mozambique	Chisuaa*; Lomwe (Ngulu); Makhuwa (Macua); Manyawa; Ndaou (Chindau); Shanga; Nyanja: Chewa (Chichewa); Portuguese
Chile	Romanian; Spanish	India	Assamese; Bengali (Bangla); English; Garo; Gujarati; Hindi; Kannada; Khasi; Malayalam; Marathi; Meitei: Pangal (Manipuri); Mizo (Hualngo, Lushai); Lushai; Mundari; Naga, Sumi (Sema); Naga, Tangkhul; Oriya; Panjabi, Eastern (Gurmukhi); Tamil; Telugu (Telegu); Urdu	Myanmar	Burmese (Myen); Chin, Falam; Chin, Haka; Chin, Matu; Chin, Mizo (Hualngo, Lushai); Chin, Ngawn; Chin, Tedim; Chin, Thado; Jingpho (Kachin); Karen, Pwo Western; Karen, S'gaw (Burmese Karen; S'gaw); Mon
China	Chinese, Mandarin; Hmong Njua (Miao); Korean; Mongolian, Peripheral	Indonesia	Bali (Balinese); Batak Angkola; Batak Dairi (Pakpak); Batak Karo; Batak Simalungun (Simelungan); Batak Toba; Dusun Witu; Hawu (Havunese; Sabu; Sawu); Indonesian; Javanese; Koming; Kwerba (Airmati); Lampung Api (Lampung); Manggarai; Minangkabau (Padang); Sasak; Sunda (Sundanese); Talaud; Termanu: Bokai, Korbafo (Korbaffo), Pa'da (Termanu), Pa'da Kona (Keka-Talae, Southern Termanu); Toraja-Sa'dan (Toraja); Wersing (Kolana, Kolana-Wersin)	Namibia	Afrikaans; English; German, Standard; Portuguese
Colombia	Spanish	Iran (Islamic Republic of)	English; Persian, Iranian (Farsi)	Nauru	Nauruan
Congo	French	Iraq	Arabic, Standard; English	Nepal	Nepali
Congo, Democratic Republic of the	Alur (Lur); Bangala (Ngala); French; Hema (Kihema); Kakwa; Koongo (Kikoongo); Fioti; Lega-Shabunda (Kilega); Lendu (Bbadha; Kilendu); Lingala; Luba-Kasai (Ciluba; Tshiluba); Lugbara (High Lugbara); Lusengo: Mongo (Kimongo*); Nande (Kinandi, Nandi); Rundi (Kirundi); Rwanda (Kinyarwanda, Runyarwanda); Shi (Kishi); Swahili, Congo (Zaire Swahili); Zande	Ireland	English	Netherlands	Dutch; English; Papiamentu (Papiamentu); Vlaams (Flemish)
Cook Islands	Rarotongan (Cook Islands Maori)	Israel	Arabic, Standard; English; Hebrew	New Caledonia	French
Costa Rica	Bribri; Kuna, San Blas (San Blas Cuna); Spanish	Italy	Italian	New Zealand	Afrikaans; English; Fijian; French; Korean; Maori; Russian; Samoan; Tongan (Tonga)
Cote d'Ivoire	French	Japan	Japanese	Nicaragua	Miskito (Mosquito); Spanish
Croatia	Croatian	Jordan	Arabic, Standard; English	Niger	French
Cuba	Spanish			Nigeria	Efik; English; Fulfulde, Adamawa (Fulani); Hausa; Igbo (Ibo); Urhobo; Yoruba
Curacao	Papiamentu (Papiamentu)			Niue	Niue
				North Cyprus	English; Turkish
				Northern Mariana Islands	Chamorro; English

Country or Area of the World	Language or Dialect	Country or Area of the World	Language or Dialect	Country or Area of the World	Language or Dialect
Norway	Norwegian, Bokmal	Solomon Islands	Babatana: Avaso; Bilua; Bughotu; Kwara'ae; Lengo; Marovo; Mono: Alu (Alo); Pijin; Rennell-Bellona; Roviana; Sa'a (South Malaita); Ulawa; Santa Cruz; To'abaita; Ughel; Vangunu: Bareke; Wala (Langalanga)	Ukraine	Hungarian; Romanian (Rumanian); Russian; Ukrainian
Oman	Arabic, Standard; English			Thailand	Chinese, Mandarin; Karen, Pwo Western; Karen, S'gaw (Burmese Karen; S'gaw); Lao (Laotian); Thai
Pakistan	Urdu			United Arab Emirates	Arabic, Standard; English
Palau	Palauan (Palau); Tagalog	South Africa	Afrikaans; English; German, Standard; Polish; Portuguese; Sotho, Southern (Sesotho); Tsonga (Shangaan); Tswana (Setswana); Venda; Xhosa; Zulu	United Kingdom of Great Britain/Northern Ireland	Afrikaans; Dutch; English; French; Polish; Punjabi, Western; Spanish; Swahili
Panama	Kuna, San Blas (San Blass Cuna); Spanish	South Sudan	Acholi; Aja; Anuak (Anyuak, Anywaa); Baka; Bari; Kuku; Didinga; Dinka; Kakwa; Keliko; Ma'di; Mandari (Mundari); Moro; Mundu; Njalgulgule (Ngulgule); Nuer (Naath); Otuho (Lotuka); Reel (Atwot); Shilluk (Chulla); Zande (Azande)	United States of America	Afrikaans; Akan: Twi; Armenian; Burmese; Cebuano (Visayan); Chinese, Mandarin; Chinese, Yue (Cantonese); Danish; English; Estonian; Fijian; Filipino; Finnish; French; French, Cajun; German, Standard; Ghananian Languages; Greek; Haitian Creole French; Hausa; Hmong; Hmong Daw (Meo Kao); Hungarian; Igbo (Ibo); Ilocano; Indonesian; Italian; Japanese; Karen*; Karen, S'gaw; Khmer, Central (Cambodia); Kinyarwanda; Korean; Lao (Laotian); Lau; Luyia (Luhya); Navajo (Navaho); Norwegian, Bokmal; Oromo (Afan Oromo); Punjabi, Eastern (Punjabi); Pidgin, Nigerian; Polish; Portuguese; Romanian (Rumanian); Russian; Samoan; Serbo-Croatian (Croatian; Serbian); Shona; Slavic; Spanish; Sunda (Sundanese); Swahili; Swedish; Tagalog; Thai; Tongan (Tonga); Ukrainian; Vietnamese; Vlaams (Flemish); Yoruba (Nigerian Language)
Papua New Guinea	Kuanua (Tolai); Motu, Hiri (Police Motu); Tok Pisin (Pidgin)	Spain	Catalan; Romanian; Spanish	Uruguay	Spanish
Paraguay	Guarani; Paraguayan; Japanese; Spanish	Sri Lanka	Sinhala (Sinhalese); Tamil	Uzbekistan	Russian; Uzbek, Northern
Peru	Aymara, Southern; Quechua, Cuzco; Spanish	Sudan	Arabic, Standard; English	Vanuatu	Ambae, East; Ambrym, North; Apma: Suru Rabwanga; Daakaka (Baiap; Dakaka; South Ambrym); Efate, North: Tongoa; Lenakel; Malua Bay (Espieghe Bay); Mpotovoro; Paama; Sakao (Sakau); Tolomako (Big Bay); Uripiv-Wala-Rano-Atchin: Atchin (Nale); V'enen Taut (Big Nambas)
Philippines	Bikol, Central (Central Bicolano); Bontok, Central; Cebuano: Cebu; Ilocano; Masbatenyo; Pampangan (Pampango); Pangasinan; Tagalog; Waray-Waray (Samareno)	Suriname	Hindustani, Samami (Caribbean Hindustani); Sranan (Taki-Taki)	Venezuela (Bolivarian Republic of)	Akawaio; Spanish
Poland	Polish	Sweden	Serbo-Croatian (Croatian; Serbian); Swedish	Viet Nam	Chinese, Mandarin; Vietnamese
Portugal	Portuguese	Switzerland	French; German, Standard; Italian	Yemen	Arabic, Standard; English
Puerto Rico	Spanish	Syrian Arab Republic	Arabic, Standard; English	Zambia	Bemba (Chibemba); Chichewa (Chewa); Nyanja; Kaonde; Lala-Bisa: Lala; Swaka; Lamba (Chilamba); Lenje (Chilenje); Lozi; Lunda: Ndembu; Luvale; Tonga (Zambezi); Tumbuka
Qatar	Arabic, Standard; English	Taiwan (China)	Amis (Ami); Chinese, Mandarin; Paiwan		
Reunion	French	Tajikistan	Russian; Tajiki		
Romania	Hungarian; Romanian	Tanzania, United Republic of	Asu (Kipare); Bena (Ekibena); Ha (Kiha); Haya (Ekihaya); Jita (Kijita); Kinga (Ekikinga); Kuria (Kikuria); Lamang (Waha); Luo; Maasai (Kimaasai); Mochi (Chagga); Nyakyusa-Ngonde (Nyakusa); Nyamwezi (Kinyamwezi); Sukuma (Kisukuma); Swahili (Kiswahili)		
Russian Federation	Avar; Chechen; Erzya (Mordvin); Kabardian; Karachay-Balkar; Balkar; Ossetic (Osetin); Russian; Tatar	Thailand	Chinese, Mandarin; Karen, Pwo Western; Karen, S'gaw (Burmese Karen; S'gaw); Lao (Laotian); Thai		
Rwanda	French; Rwanda (Kinyarwanda, Runyarwanda)	Timor-Leste	Indonesian; Tetun Dili (Tetum)		
Saint Helena	English	Togo	Adele; Ewe; French; Gen (Gen-Gbe; Mina); Ife (Ana); Igo; Kabiye (Cabrais; Kabre); Lama (Lamba; Losso); Moba; Ntcham; Tem (Kotokoli)		
Saint Martin (French Part)	French	Tonga	Tongan (Tonga)		
Samoa	Samoaan	Tunisia	Arabic, Standard; English		
Sao Tome and Principe	Portuguese	Turkey	English; Persian, Iranian (Farsi); Turkish		
Saudi Arabia	Arabic, Standard; English	Turkmenistan	Russian; Turkmen		
Senegal	Badyara; Bainouk-Gunyaamolo: Gunyamoolo; French; Jola-Fonyi (Diola-Fogny; Jola-Fogny); Jola-Kasa; Kaimga*; Krio: Aku; Kuwaataay (Kwatay); Mandjak (Mandyak; Mandjaque); Maninkakan, Western (Malinke); Mankanya (Mancagne); Menik (Budik); Noon; Oniyar (Basari); Pulaar (Pulaar Fulfulde): Toucouleur; Pular (Fuuta Jalon); Serer-Sine (Serere-Sine); Soninke; Wolof (Ouolof)	Tuvalu	Tuvaluan (Tuvalu)		
		Uganda	Aringa (Low Lugbara); Chiga (Rukiga); Ganda (Luganda); Konzo (Konjo, Lhukonzo, Olukonjo); Lango; Ma'di; Nyankore (Nyankole, Ulunyanhole); Nyoro (Runyoro); Rwanda (Kinyarwanda, Runyarwanda)		
Serbia	Albanian, Gheg; Hungarian; Romanian, Istro; Serbo-Croatian (Croatian; Serbian); Slovak (Slovakian)				
Seychelles	English; French				
Sierra Leone	English				
Singapore	Chinese, Mandarin; Malay; Tamil				
Sint Maarten (Dutch Part)	Dutch				
Slovakia	Slovak (Slovakian)				
Slovenia	Slovene (Slovenian)				

Symbols Used in the Languages Column in this Table: () = Synonym.
 : = Dialect.
 * = Not found in Ethnologue Languages of the World, copyright 2015, but recognized by the home division.
 , = Used to qualify a main language with a differentiating adjective.

Summary of All Languages and Dialects in Which Seventh-day Adventist Work is Being Conducted

Languages and Dialects Used in Publications	375
Languages and Dialects Used in Publications and Oral Work	1,001
Living Languages in the World	7,097

SUMMARY OF SEVENTH-DAY ADVENTIST WORLD STATISTICS

Table 34

Year	Union Conferences and Missions	Local Conferences and Missions	Ministerial Credential	Commissioned Minister Credential	Comm. Ministry of Teaching Credential	Missionary Credential	Ministerial License	Commissioned Minister License	Comm. Ministry of Teaching License	Missionary License	Bible Instructors	Literature Evangelist Credential and License	Total General Employees	Churches	Church Membership at End of Year	Tithe		World Mission Including U.S., Other G.C., and Ingathering Funds	Intradivision and Local Church Funds	Total Tithe and Offerings Per Capita
																US\$	US\$			
1863	...	6	22	8	30	125	3,500	8,000	2.29
1870	...	11	37	35	72	179	5,440	21,822	3,553	4.66
Total, 1863-1870	127,803	5,354
1880	...	32	144	116	260	640	15,570	61,857	5,944	4.35
Total, 1871-1880	395,711	42,762
1890	...	42	227	184	411	1,016	29,711	225,434	61,431	9.66
Total, 1881-1890	1,436,016	350,327
1900	...	2	87	510	337	571	1,500	1,892	75,767	510,259	151,710	8.74
Total, 1891-1900	3,680,164	1,090,639
1910	...	23	193	828	458	1,234	...	1,697	3,407	2,769	104,526	1,338,690	458,944	426,134	21.27	
Total, 1901-1910	9,177,599	2,479,084	1,867,939
1920	...	46	301	1,287	1,068	1,898	...	2,332	5,896	4,541	185,450	7,195,463	3,251,550	1,407,391	63.92	
Total, 1911-1920	29,954,225	13,116,820	7,756,101
1930	...	71	430	2,062	1,204	2,664	...	2,936	10,599	6,741	314,253	6,230,362	4,020,398	1,861,849	38.54	
Total, 1921-1930	56,134,097	35,011,005	16,919,992
1940	...	69	330	2,691	1,553	4,130	...	3,062	14,270	8,924	504,752	8,071,654	3,827,536	2,327,139	28.18	
Total, 1931-1940	62,378,514	33,741,995	18,155,890
1950	...	80	370	4,056	1,256	2,410	...	7,100	589	3,793	20,274	10,237	756,812	27,728,250	9,998,658	8,181,149	73.60	
Total, 1941-1950	200,597,522	78,976,581	50,034,473
1960	...	74	356	6,515	3,001	3,204	...	8,781	591	3,320	23,479	12,975	1,245,125	59,132,241	16,729,067	24,041,047	83.66	
Total, 1951-1960	434,697,327	134,613,379	156,579,073
1970	...	75	379	7,381	6,292	3,646	...	15,845	764	3,973	26,092	16,505	2,051,864	124,046,447	27,222,200	59,913,011	112.69	
Total, 1961-1970	886,947,488	220,650,594	408,131,577
1980	...	80	377	9,423	12,195	4,644	...	18,955	565	7,073	34,814	21,555	3,480,518	398,880,407	72,119,040	171,444,769	202.19	
Total, 1971-1980	2,520,612,522	477,292,728	1,161,935,400
1990	...	87	451	11,715	641	1,633	15,935	4,946	123	1,176	17,446	555	7,730	41,876	31,654	6,694,880	659,924,400	78,048,177	273,742,795	180.07
Total, 1981-1990	5,069,051,968	689,725,004	2,229,264,356
2000	...	92	489	13,971	1,186	5,421	15,952	6,075	393	5,404	15,225	2,750	7,085	54,843	48,933	11,687,239	1,093,239,507	82,324,122	487,038,563	164.54
Total, 1991-2000	8,892,010,360	840,446,973	3,765,491,951
2010	...	119	585	17,272	1,261	9,042	17,952	6,765	762	5,643	17,973	894	6,994	75,053	70,188	16,923,239	2,037,618,294	199,394,827	743,932,489	181.09
Total, 2001-2010	15,730,679,197	954,828,267	6,203,643,029
2015	...	135	655	19,301	1,084	8,358	21,683	7,981	638	4,229	18,226	1,438	5,210	95,483	81,552	19,126,438	2,288,938,954 *	104,260,374 *	836,899,683 *	177.79 *
Total, 2011-2015	11,723,658,243	614,066,204	4,194,025,421
2016	...	135	665	19,717	1,074	9,019	22,571	7,999	838	4,615	18,298	1,344	6,050	97,803	84,207	20,008,779	2,292,110,326	101,917,828	835,524,296	172.27
Grand Totals	47,913,649,082	4,198,355,544	19,049,329,498

Note 1—Per Capita after 1921 decreased because of inflated European currency values transposed to gold basis.
 Note 3—Total General Employees column does not include credentialed and licensed literature evangelists.
 *Revised.

Note 2—As of 2008, 'Unions of Churches' are being counted as unions, no longer as local conferences.
 Note 4—As of 2014, credentialed employee counts include both full-time and some part-time credentialed employees.

A GENERAL SURVEY OF STATISTICAL AND FINANCIAL SUMMARIES OVER A PERIOD OF YEARS

Table 35

	1940	1950	1960	1970	1980	1990	2000	2010	2013	2014	2015	2016
Churches	8,924	10,237	12,975	16,505	21,155	31,654	48,933	70,188	76,364	78,810	81,552	84,207
Companies	53,225	65,157	68,844	69,213	69,909	70,503
Church Membership at End of Year	504,752	756,812	1,245,125	2,051,864	3,480,518	6,694,880	11,687,239	16,923,239	18,143,745	18,478,982	19,126,438	20,008,779
Baptisms and Professions of Faith	40,069	71,796	93,915	157,766	274,767	586,912	1,043,843	1,050,785	1,091,222	1,167,506	1,260,880	1,356,476
Net Membership Increase Over Previous Year	18,082	40,174	51,055	98,786	172,327	477,877	748,057	615,359	262,254	335,237	647,456	882,341
General Employees	14,270	20,274	23,479	26,092	34,814	41,876	54,843	75,053	86,060	91,261	95,483	97,803
Institutional Employees	11,438	14,860	22,091	35,892	51,025	75,294	108,912	138,713	174,121	188,343	191,638	207,492
Total Active Employees*	25,708	35,134	45,570	61,984	85,839	117,170	163,755	213,766	260,181	279,604	287,121	305,295
Tithe, US\$	8,071,654	27,728,250	59,132,241	124,046,447	398,880,407	659,924,400	1,093,239,507	2,037,618,294	2,396,813,329	2,455,475,981	2,288,938,954++	2,292,110,326
World Mission Fund, Including Sabbath School, US\$	3,827,536	9,998,658	16,729,067	27,222,200	41,347,973	46,952,476	50,676,432	77,103,385	91,935,628	95,297,026	85,820,894	83,122,829
Sabbath School Mission Offerings, US\$	1,765,277	4,828,091	8,162,705	14,420,872	34,564,983	40,388,328	44,986,478	61,362,489	70,812,141	71,553,835	76,016,330	75,667,682
Other General Conference Funds, US\$	30,771,067	31,095,701	22,024,981	31,224,264	32,158,531	20,589,924	9,888,986++	10,990,423
Ingathering Funds, US\$	1,326,120	4,125,463	7,274,440	10,598,152	16,356,170	15,616,983
Intradivision Funds, US\$	265,164	1,826,479	4,212,698	8,727,373	22,636,910	32,091,500	68,681,659	64,119,737	79,032,434	80,653,376	76,522,518++	77,811,650
Ingathering Funds,** US\$	9,622,709	11,067,178	9,394,607	9,630,606	8,550,494	7,804,576
Local Church Funds, US\$	2,061,975	6,354,670	19,828,349	51,185,638	148,807,859	241,651,295	418,356,904	679,812,752	745,529,417	825,596,070	760,377,165	757,712,646
Total Tithe and Offerings, US\$	14,226,329	45,908,057	99,902,355	211,181,658	642,444,216	1,011,715,372	1,662,602,192	2,900,945,610	3,354,863,946	3,487,242,983	3,230,099,011++	3,229,552,450
Primary Schools	2,752	4,277	4,463	4,045	4,127	4,267	4,809	5,813	5,371	5,332	5,705	5,915
Tertiary Inst, Worker Training Inst, and Secondary Schools	251	283	370	512	882	995	1,255	1,993	2,208	2,460	2,503	2,600
Total Schools	3,003	4,560	4,833	4,557	5,009	5,262	6,064	7,806	7,579	7,792	8,208	8,515
Enrollment—Primary Schools	107,576	187,922	235,887	286,600	494,488	540,647	732,698	1,034,052	1,086,884	1,145,006	1,188,910	1,200,880
Enrollment—Tertiary Inst, Worker Training Inst, and Sec Schools	19,185	35,884	59,554	85,492	144,809	196,015	332,394	634,702	720,809	719,346	734,072	753,992
Total Enrollment	126,761	223,806	295,441	372,092	639,297	736,662	1,065,092	1,668,754	1,807,693	1,864,352	1,922,982	1,954,872
Food Industries	29	32	26	27	20	28	26	20	21	22	19	20
Sales, US\$	161,596,678	301,718,937	414,134,361	903,128,754	742,135,011	715,168,269	616,095,098	684,312,375
Hospitals and Sanitariums	90	106	108	139	153	154	174	173	173	175	180	198
Clinics and Dispensaries	68	57	102	152	266	322	393	216	294	385	441	329
Nursing Homes and Retirement Ctrs, Orphngs and Children's Homes	30	49	80	71	158	168	160	169	142	154
Airplanes and Medical Launches	9	20	28	14	8	10	7	7	2+	2+
Publishing Houses and Branches	83	43	42	48	50	58	56	63	63	62	61	59
Sales, US\$	4,324,907	12,602,590	23,543,133	46,882,360	134,693,433	106,422,910	102,041,495	194,638,728	203,090,636	186,663,674	174,082,139	159,411,489
Literature Evangelists, Credentialed and Licensed	3,062	3,793	3,320	3,973	7,073	7,730	7,085	6,994	5,864	4,463	5,210	6,050
Languages Used in Publications	202	197	228	266	182	190	327	377	366	379	375	375
Sabbath Schools	14,817	16,694	22,617	30,601	41,906	76,323	120,865	140,694
Sabbath School Attendance	618,507	952,229	1,682,983	2,607,713	4,144,386	8,011,268	14,513,424	19,368,905	6,164,226+	6,342,650+	6,253,993+	6,730,428+
Youth Societies (AY)	6,622	10,892	14,064	19,107	25,100	39,547	52,691	72,228	73,535	85,631	72,125	78,640
Youth Membership (AY)	148,698	268,354	449,996	630,827	1,044,947	1,916,652	2,782,940	3,139,508	2,572,572	2,699,897	2,446,228	2,413,444

*Starting with 2011, total active employees includes part time and casual employees.

**Starting with 1999, "Ingathering Funds" were no longer included with "Other General Conference Funds."

Note—Beginning with 1987, publishing houses and branches were asked to report wholesale rather than retail sales.

Note—Beginning with 2011, the number of Sabbath Schools are no longer collected. In 2012, the Sabbath School Membership was changed to Sabbath School Attendance.

+Incomplete reporting.

++Revised.

TOTAL TITHE AND OFFERINGS FROM DATE OF ORGANIZATION TO THE PRESENT TIME

Table 36

1	Tithe and Offerings										Supplemental Data	
	7	8	9	10	11	12a	12b	13	14a	14b	17	
Year	Tithe	Tithe Per Capita	World Mission Fund, Including Sabbath School	World Mission Fund Per Capita	Other General Conference Funds (incl. Ingathering from 1977-1998)	Intradivision Funds	Ingathering Funds (from 1999 to the present)	Local Church Funds	Total Tithe and Offerings	Total Tithe and Offerings Per Capita	Sabbath School Mission Offerings (included in column 9)	Ingathering Funds
	US\$	US\$	US\$	US\$	US\$	US\$	US\$	US\$	US\$	US\$	US\$	US\$
1863.....	8,000	2.29	8,000	2.29
1864.....	10,000	2.63	10,000
1865.....	12,000	3.00	12,000
Total, 1863-1865.....	30,000	30,000
1870.....	21,822	4.01	3,553	25,375	4.66
Total, 1866-1870.....	97,803	...	5,354	103,157
1875.....	32,619	4.06	537	33,156
Total, 1871-1875.....	143,328	...	4,362	147,690
1880.....	61,857	3.98	5,944	67,801	4.35	2,784	...
Total, 1876-1880.....	252,383	...	38,400	290,783	...	4,393	...
1885.....	122,642	5.97	28,549	151,191	...	6,899	...
Total, 1881-1885.....	483,051	...	78,648	561,699	...	20,874	...
1890.....	225,434	7.59	61,431	286,865	9.66	28,643	...
Total, 1886-1890.....	952,965	...	271,679	1,224,644	...	96,730	...
1895.....	309,143	6.45	98,151	407,294	...	44,629	...
Total, 1891-1895.....	1,541,698	...	511,059	2,052,757	...	189,247	...
1900.....	510,259	6.73	151,710	661,969	8.74	46,794	...
Total, 1896-1900.....	2,138,466	...	579,580	2,718,046	...	208,734	...
1905.....	858,015	9.83	188,054	107,686	...	27,163	1,180,918	...	68,614	...
Total, 1901-1905.....	3,456,241	...	855,477	107,686	...	27,163	4,446,567	...	280,556	...
1910.....	1,338,690	12.81	458,944	189,108	...	237,026	2,223,768	21.27	138,038	...
Total, 1906-1910.....	5,721,358	...	1,623,607	786,440	...	946,650	9,078,055	...	523,517	96,964 *
1915.....	1,968,168	14.38	872,667	133,531	...	432,932	3,407,298	...	412,759	78,333
Total, 1911-1915.....	8,689,809	...	3,383,688	718,172	...	1,638,128	14,429,797	...	1,442,305	281,307
1920.....	7,195,463	38.80	3,251,550	310,565	...	1,096,826	11,854,404	63.92	1,441,962	686,700
Total, 1916-1920.....	21,264,416	...	9,733,132	1,720,150	...	3,679,651	36,397,349	...	4,124,636	1,519,869
1925.....	5,909,497	23.54	3,520,348	202,645	...	1,462,857	11,095,347	44.21	1,674,446	970,596
Total, 1921-1925.....	24,658,458	...	15,416,902	1,104,989	...	6,282,258	47,462,607	...	7,121,540	4,162,690
1930.....	6,230,362	19.83	4,020,398	181,876	...	1,679,973	12,112,609	38.54	1,870,343	1,290,854
Total, 1926-1930.....	31,475,639	...	19,594,103	1,113,061	...	8,419,684	60,602,487	...	9,343,512	5,922,702
1935.....	5,743,282	13.58	3,150,404	170,047	...	1,429,401	10,493,134	...	1,447,962	1,056,565
Total, 1931-1935.....	25,931,588	...	15,578,354	774,145	...	7,036,113	49,320,200	...	7,374,613	4,851,915
1940.....	8,071,654	15.99	3,827,536	265,164	...	2,061,975	14,226,329	28.18	1,765,277	1,326,120
Total, 1936-1940.....	36,446,926	...	18,163,641	1,145,961	...	9,199,671	64,956,199	...	8,405,273	6,292,673
1945.....	19,424,953	33.70	7,837,868	13.60	...	725,028	...	3,553,086	31,540,935	54.72	3,796,810	3,162,634
Total, 1941-1945.....	74,190,320	...	30,972,563	2,636,505	...	14,420,767	122,220,155	...	14,607,019	10,895,661

*1908-1910.

TOTAL TITHE AND OFFERINGS FROM DATE OF ORGANIZATION TO THE PRESENT TIME (CONT'D)

1	Tithe and Offerings										Supplemental Data	
	7	8	9	10	11	12a	12b	13	14a	14b	17	Ingathering Funds
Year	Tithe	Tithe Per Capita	World Mission Fund, Including Sabbath School	World Mission Fund Per Capita	Other General Conference Funds (incl. Ingathering from 1977-1998)	Intradivision Funds	Ingathering Funds (from 1999 to the present)	Local Church Funds	Total Tithe and Offerings	Total Tithe and Offerings Per Capita	Sabbath School Mission Offerings (included in column 9)	Ingathering Funds
	US\$	US\$	US\$	US\$	US\$	US\$	US\$	US\$	US\$	US\$	US\$	US\$
1950	27,728,250	44.45	9,998,658	16.03	...	1,826,479	...	6,354,670	45,908,057	73.60	4,828,091	4,125,463
Total, 1946-1950	126,407,202	...	48,004,018	6,597,925	...	26,379,276	207,388,421	...	22,751,621	19,096,848
1955	41,195,925	43.82	12,975,325	13.80	...	2,641,712	...	11,106,405	67,919,367	72.24	6,217,478	5,771,597
Total, 1951-1955	181,133,924	...	59,307,625	12,088,106	...	46,748,852	299,278,507	...	28,407,104	25,603,058
1960	59,132,241	49.52	16,729,067	14.01	...	4,212,698	...	19,828,349	99,902,355	83.66	8,162,705	7,274,440
Total, 1956-1960	253,563,403	...	75,305,754	16,977,369	...	80,764,746	426,611,272	...	35,866,877	33,478,863
1965	81,596,968	54.11	21,181,206	14.05	...	6,953,267	...	32,969,155	142,700,596	94.75	10,858,620	8,665,988
Total, 1961-1965	351,227,300	...	95,102,996	27,328,587	...	130,476,949	604,135,832	...	47,438,636	40,181,567
1970	124,046,447	66.19	27,222,200	14.53	...	8,727,373	...	51,185,638	211,181,658	112.69	14,420,872	10,598,152
Total, 1966-1970	535,720,188	...	125,547,598	38,545,706	...	211,780,335	911,593,827	...	66,036,725	48,952,992
1975	231,307,464	98.52	48,803,615	20.79	...	17,222,570	...	89,407,082	386,740,731	164.74	23,684,018	13,059,491
Total, 1971-1975	917,741,080	...	185,323,270	69,152,929	...	360,611,914	1,532,829,193	...	98,914,123	62,433,641
1980	398,880,407	125.54	41,347,973	13.01	30,771,067	22,636,910	...	148,807,859	642,444,216	202.19	34,564,983	16,356,170
Total, 1976-1980	1,602,871,442	...	189,589,043	...	102,380,415	89,178,463	...	642,992,094	2,627,011,457	...	144,909,957	73,731,240
1985	456,783,830	109.38	41,333,440	9.90	27,263,228	22,079,380	...	184,004,650	731,464,528	175.16	30,838,036	12,845,271
Total, 1981-1985	2,182,827,146	...	197,659,316	...	130,556,165	111,701,307	...	870,460,486	3,493,204,420	...	162,987,275	71,637,574
1990	659,924,400	117.46	46,952,476	8.36	31,095,701	32,091,500	...	241,651,295	1,011,715,372	180.07	40,388,328	15,616,983
Total, 1986-1990	2,886,224,822	...	223,650,837	...	137,858,686	140,952,645	...	1,106,149,918	4,494,836,908	...	184,177,273	73,094,786
1995	886,303,088	115.42	53,640,714	6.99	39,023,151	35,038,950	...	307,859,011	1,321,864,914	172.14	48,101,658	12,910,633
Total, 1991-1995	3,876,804,437	...	245,775,192	...	172,133,002	177,350,268	...	1,341,016,310	5,813,079,209	...	221,199,123	71,550,849
2000	1,093,239,507	108.19	50,676,432	5.02	22,024,981	68,681,659	9,622,709	418,356,904	1,662,602,192	164.54	44,986,478	9,622,709
Total, 1996-2000	5,015,205,923	...	253,907,289	...	148,621,200	357,289,171	20,010,290	1,889,836,202	7,684,870,075	...	226,919,059	54,858,280
2005	1,492,720,001	109.47	54,300,287	3.98	28,752,363	59,979,884	8,825,938	593,868,016	2,238,446,489	164.15	49,432,141	8,825,938
Total, 2001-2005	6,342,517,083	...	252,301,435	...	126,753,834	394,009,471	46,899,988	2,436,979,901	9,599,461,712	...	228,317,196	46,899,988
2010	2,037,618,294	127.20	77,103,385	4.81	31,224,264	64,119,737	11,067,178	679,812,752	2,900,945,610	181.09	61,362,489	11,067,178
Total, 2006-2010	9,388,162,114	...	341,538,727	...	135,748,872	302,155,394	51,585,411	3,070,498,263	13,289,688,781	...	296,137,455	51,585,411
2011	2,267,603,977	136.52	83,423,497	5.02	27,074,092	70,521,941	7,914,514	726,405,648	3,182,943,669	191.62	72,622,887	7,914,514
2012	2,314,826,002	134.72	85,254,154	4.96	37,943,367	69,873,872	9,189,884	759,512,980	3,276,600,259	190.69	73,275,709	9,189,884
2013	2,396,813,329	136.50	91,935,628	5.24	32,158,531	79,032,434	9,394,607	745,529,417	3,354,863,946	191.06	70,812,141	9,394,607
2014	2,455,475,981	136.71	95,297,026	5.31	20,589,924	80,653,376	9,630,606	825,596,070	3,487,242,983	194.16	71,553,835	9,630,606
2015	2,288,938,954 *	125.98*	85,820,894	4.72	9,888,986 *	76,522,518 *	8,550,494	760,377,165	3,230,099,011 *	177.79 *	76,016,330	8,550,494
Total, 2011-2015	11,723,658,243 *	...	441,731,199	...	127,654,900 *	376,604,141 *	44,680,105	3,817,421,280	16,531,749,868 *	...	364,280,902	44,680,105
2016	2,292,110,326	122.27	83,122,829	4.43	10,990,423	77,811,650	7,804,576	757,712,646	3,229,552,450	172.27	75,667,682	7,804,576
Grand Totals	47,913,649,082	...	2,934,677,677	...	1,092,697,497	2,207,850,241	170,980,370	16,841,479,257	71,161,334,124	...	2,257,753,957	759,613,558

Note—Slight differences in totals may occur between this table and past historical documents due to the rounding of the dollar on each statistic. *Revised.

Figure 3 2017 Adventist Mortality as a Percentage of General Mortality

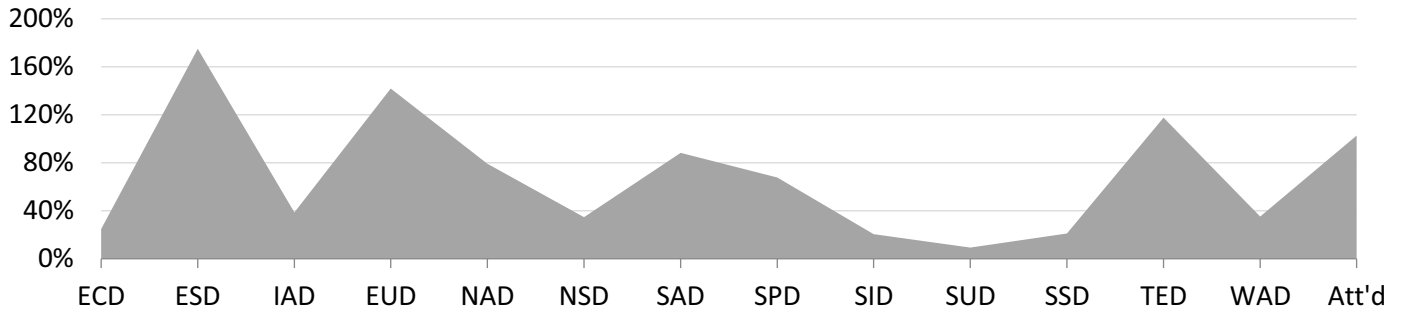
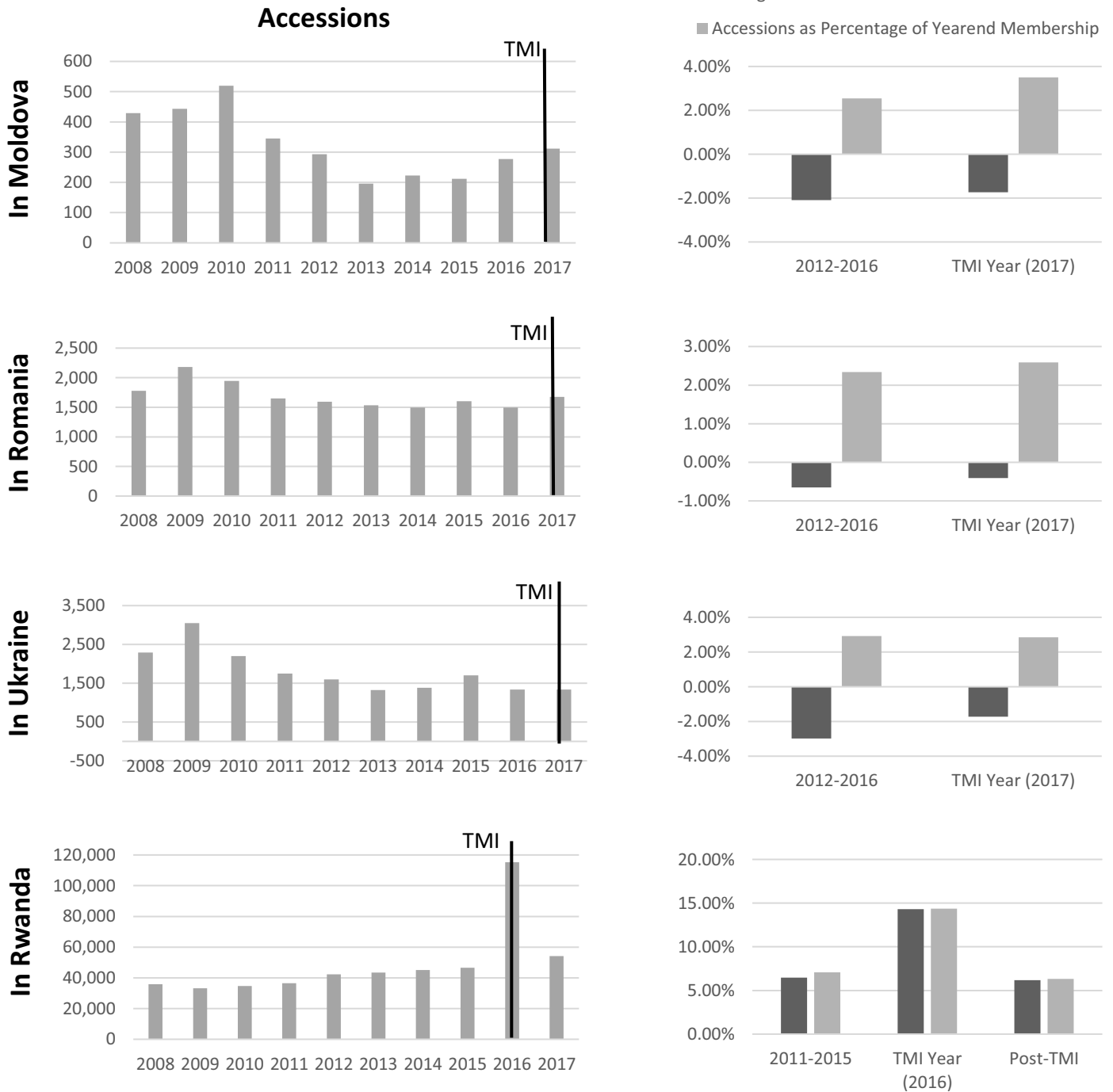


Figure 4 Measuring TMI



SESSIONS OF THE GENERAL CONFERENCE OF SEVENTH-DAY ADVENTISTS Table 37

Session	Delegates	Dates of Session	Location
1	20	May 20 to May 23, 1863	Battle Creek, Michigan
2	20	May 18 to May 21, 1864	Battle Creek, Michigan
3	21	May 17, 1865	Battle Creek, Michigan
4	19	May 16 and May 17, 1866	Battle Creek, Michigan
5	18	May 14 to May 19, 1867	Battle Creek, Michigan
6	15	May 12 to May 18, 1868	Battle Creek, Michigan
7	16	May 18 to May 24, 1869	Battle Creek, Michigan
8	22	March 15 to March 20, 1870	Battle Creek, Michigan
9	17	February 7 to February 12, 1871	Battle Creek, Michigan
10	14	December 29, 1871 to January 3, 1872	Battle Creek, Michigan
11	18	March 11 to March 14, 1873	Battle Creek, Michigan
12	21	November 14 to November 16, 1873	Battle Creek, Michigan
13	19	August 10 to August 15, 1874	Battle Creek, Michigan
14	18	August 15 to August 18, 1875	Battle Creek, Michigan
1st Special	15	March 31 to April 4, 1876	Battle Creek, Michigan
15	16	September 19 to September 24, 1876	Lansing, Michigan
2nd Special	16	November 12 and November 13, 1876	Battle Creek, Michigan
16	20	September 20 to September 28, 1877	Lansing, Michigan
3rd Special	22	March 1 to March 4, 1878	Battle Creek, Michigan
17	39	October 4 to October 16, 1878	Battle Creek, Michigan
4th Special	29	April 17 to April 23, 1879	Battle Creek, Michigan
18	39	November 7 to December 1, 1879	Battle Creek, Michigan
5th Special	28	March 11 to March 15, 1880	Battle Creek, Michigan
19	38	October 6 to October 12, 1880	Battle Creek, Michigan
20	41	December 1 to December 19, 1881	Battle Creek, Michigan
21	47	December 7 to December 19, 1882	Rome, New York
22	65	November 8 to November 20, 1883	Battle Creek, Michigan
23	67	October 30 to November 20, 1884	Battle Creek, Michigan
24	70	November 18 to December 6, 1885	Battle Creek, Michigan
25	71	November 18 to December 6, 1886	Battle Creek, Michigan
26	70	November 13 to December 12, 1887	Oakland, California
27	91	October 17 to November 8, 1888	Minneapolis, Minnesota
28	109	October 18 to November 5, 1889	Battle Creek, Michigan
29	125	March 5 to March 25, 1891	Battle Creek, Michigan
30	130	February 17 to March 6, 1893	Battle Creek, Michigan
31	150	February 15 to March 4, 1895	Battle Creek, Michigan
32	140	February 19 to March 8, 1897	College View, Nebraska
33	149	February 15 to March 7, 1899	South Lancaster, Mass.
34	268	April 2 to April 23, 1901	Battle Creek, Michigan
35	139	March 27 to April 13, 1903	Oakland, California
36	197	May 11 to May 30, 1905	Washington, D.C.
37	328	May 13 to June 6, 1909	Washington, D.C.
38	372	May 15 to June 8, 1913	Washington, D.C.
39	443	March 29 to April 14, 1918	San Francisco, California
40	581	May 11 to May 28, 1922	San Francisco, California
41	577	May 27 to June 14, 1926	Milwaukee, Wisconsin
42	577	May 28 to June 12, 1930	San Francisco, California
43	671	May 26 to June 8, 1936	San Francisco, California
44	619	May 26 to June 7, 1941	San Francisco, California
45	828	June 5 to June 15, 1946	Washington, D.C.
46	943	July 10 to July 22, 1950	San Francisco, California
47	1,109	May 24 to June 5, 1954	San Francisco, California
48	1,160	June 19 to June 28, 1958	Cleveland, Ohio
49	1,314	July 26 to August 4, 1962	San Francisco, California
50	1,495	June 16 to June 25, 1966	Detroit, Michigan
51	1,782	June 11 to June 20, 1970	Atlantic City, New Jersey
52	1,756	July 10 to July 19, 1975	Vienna, Austria
53	1,925	April 16 to April 26, 1980	Dallas, Texas
54	2,044	June 27 to July 6, 1985	New Orleans, Louisiana
55	2,239	July 5 to July 14, 1990	Indianapolis, Indiana
56	2,321	June 29 to July 8, 1995	Utrecht, Netherlands
57	1,844	June 29 to July 8, 2000	Toronto, Canada
58	1,903	June 29 to July 9, 2005	Saint Louis, Missouri
59	2,244	June 23 to July 3, 2010	Atlanta, Georgia
60	2,536	July 2 to July 11, 2015	San Antonio, Texas

OFFICERS OF THE GENERAL CONFERENCE OF SEVENTH-DAY ADVENTISTS Table 38

Name	Term of Service
Presidents	
1 John Byington	May 20, 1863 to May 17, 1865
2 James White	May 17, 1865 to May 14, 1867
3 J. N. Andrews	May 14, 1867 to May 18, 1869

OFFICERS OF THE GENERAL CONFERENCE OF SEVENTH-DAY ADVENTISTS Table 38

Name	Term of Service
4 James White	May 18, 1869 to December 29, 1871
5 George I. Butler	December 29, 1871 to August 10, 1874
6 James White	August 10, 1874 to October 6, 1880
7 George I. Butler	October 6, 1880 to October 17, 1888
8 O. A. Olsen	October 17, 1888 to February 19, 1897
9 G. A. Irwin	February 19, 1897 to April 2, 1901
10 A. G. Daniells	April 2, 1901 to May 11, 1922
11 W. A. Spicer	May 11, 1922 to May 28, 1930
12 C. H. Watson	May 28, 1930 to May 26, 1936
13 J. L. McElhany	May 26, 1936 to July 10, 1950
14 W. H. Branson	July 10, 1950 to May 24, 1954
15 R. R. Figuhr	May 24, 1954 to June 16, 1966
16 Robert H. Pierson	June 16, 1966 to January 3, 1979
17 Neal C. Wilson	January 3, 1979 to July 5, 1990
18 Robert S. Folkenberg	July 5, 1990 to March 1, 1999
19 Jan Paulsen	March 1, 1999 to June 23, 2010
20 Ted N. C. Wilson	June 23, 2010 to . . .
Secretaries	
1 Uriah Smith	May 20, 1863 to November 14, 1873
2 S. Brownsberger	November 14, 1873 to August 10, 1874
3 Uriah Smith	August 10, 1874 to September 19, 1876
4 C. W. Stone	September 19, 1876 to September 20, 1877
5 Uriah Smith	September 20, 1877 to December 1, 1881
6 A. B. Oyen	December 1, 1881 to November 8, 1883
7 Uriah Smith	November 8, 1883 to October 17, 1888
8 Dan T. Jones	October 17, 1888 to March 5, 1891
9 W. A. Colcord	March 5, 1891 to March 7, 1893
10 L. T. Nicola	March 7, 1893 to February 19, 1897
11 L. A. Hoopes	February 19, 1897 to April 2, 1901
12 H. E. Osborne	April 2, 1901 to April 11, 1903
13 W. A. Spicer	April 11, 1903 to May 11, 1922
14 A. G. Daniells	May 11, 1922 to May 27, 1926
15 C. K. Meyers	May 27, 1926 to October 17, 1933
16 M. E. Kern	October 17, 1933 to May 26, 1936
17 E. D. Dick	May 26, 1936 to September 19, 1952
18 D. E. Rebok	September 19, 1952 to May 24, 1954
19 W. R. Beach	May 24, 1954 to June 11, 1970
20 Clyde O. Franz	June 11, 1970 to April 16, 1980
21 G. Ralph Thompson	April 16, 1980 to June 29, 2000
22 Matthew A. Bediako	June 29, 2000 to June 23, 2010
23 G. T. Ng	June 23, 2010 to . . .
Treasurers	
1 E. S. Walker	May 20, 1863 to May 17, 1865
2 I. D. Van Horn	May 17, 1865 to May 12, 1868
3 J. N. Loughborough	May 12, 1868 to May 18, 1869
4 E. S. Walker	May 18, 1869 to March 15, 1870
5 G. H. Bell	March 15, 1870 to February 7, 1871
6 Mrs. A. P. Van Horn	February 7, 1871 to March 11, 1873
7 E. B. Gaskill	March 11, 1873 to August 10, 1874
8 Harmon Lindsay	August 10, 1874 to August 15, 1875
9 Fredericka House	August 15, 1875 to September 19, 1876
10 Uriah Smith	September 19, 1876 to September 20, 1877
11 Mrs. M. J. Chapman	September 20, 1877 to November 8, 1883
12 A. R. Henry	November 8, 1883 to October 17, 1888
13 Harmon Lindsay	October 17, 1888 to February 17, 1893
14 W. H. Edwards	February 17, 1893 to February 19, 1897
15 A. G. Adams	February 19, 1897 to October 21, 1900
16 H. M. Mitchell	April 19, 1901 to March 27, 1903
17 I. H. Evans	March 27, 1903 to May 13, 1909
18 W. T. Knox	May 13, 1909 to May 11, 1922
19 J. L. Shaw	May 11, 1922 to May 26, 1936
20 W. E. Nelson	May 26, 1936 to July 10, 1950
21 C. L. Torrey	July 10, 1950 to June 16, 1966
22 K. H. Emmerson	June 16, 1966 to April 16, 1980
23 L. L. Butler	April 16, 1980 to June 27, 1985
24 Donald F. Gilbert	June 27, 1985 to June 29, 1995
25 Robert L. Rawson	June 29, 1995 to April 18, 2002
26 Robert E. Lemon	April 18, 2002 to July 2, 2015
27 Juan R. Prestol-Puesan	July 2, 2015 . . .

Note—In the three preceding tables the dates indicate the beginning dates of the General Conference Sessions involved, except where special elections have been held between sessions.

