




FIFA WORLD CUP  
RUSSIA 2018

# Statistical Kit for the Preliminary Draw for the 2018 FIFA World Cup Russia™

## Facts & Figures



**Last update: 29.06.2015**

Please note that all information regarding the technical organisation of the Preliminary Draw will be confirmed shortly before the event and will be communicated through [FIFA.com](http://FIFA.com) and the Media Channel

## Contents

<b>Around the world in 80 years .....</b>	<b>3</b>
<b>Preliminary draws in the last 25 years.....</b>	<b>3</b>
<b>Preliminary draw history .....</b>	<b>4</b>
<b>Good to know about the Preliminary Competition.....</b>	<b>7</b>
<b>Entries for the FWC 2018 Preliminary Competition.....</b>	<b>9</b>
<b>Association entries for the 2018 Preliminary Competition.....</b>	<b>10</b>
<b>Qualifying matches for the 2018 FIFA World Cup™ .....</b>	<b>11</b>
<b>Qualifying matches since 2006 .....</b>	<b>12</b>
<b>FIFA World Cup™ Preliminary Competitions at a glance.....</b>	<b>13</b>
Number of teams at FIFA World Cup™ Preliminary Competitions.....	14
Average goals scored at FIFA World Cup™ Preliminary Competitions .....	14
<b>Memorable FIFA World Cup™ qualifiers.....</b>	<b>15</b>
<b>Ever presents – Republic of Ireland, Luxembourg and Portugal.....</b>	<b>17</b>
<b>Number of appearances in the FWC Preliminary Competition.....</b>	<b>17</b>
<b>Number of occasions qualified for the finals .....</b>	<b>18</b>
<b>Teams with over 120 FIFA World Cup™ qualifying matches .....</b>	<b>19</b>
<b>Highest attendances by Confederation.....</b>	<b>19</b>
<b>Top goalscorers .....</b>	<b>20</b>
<b>Fastest goal.....</b>	<b>20</b>
<b>Biggest-margin victories by Confederation .....</b>	<b>21</b>
<b>The preliminaries – triumphs, drama, heroes .....</b>	<b>22</b>
2014 FIFA World Cup™ preliminary competition .....	22
2010 FIFA World Cup™ preliminary competition .....	23
2006 FIFA World Cup™ preliminary competition .....	24
2002 FIFA World Cup™ preliminary competition .....	25
1998 FIFA World Cup™ preliminary competition .....	26
1994 FIFA World Cup™ preliminary competition .....	27
1990 FIFA World Cup™ preliminary competition .....	28
1986 FIFA World Cup™ preliminary competition .....	29
1982 FIFA World Cup™ preliminary competition .....	30
1978 FIFA World Cup™ preliminary competition .....	31
1974 FIFA World Cup™ preliminary competition .....	32
1970 FIFA World Cup™ preliminary competition .....	33
1966 FIFA World Cup™ preliminary competition .....	34
1962 FIFA World Cup™ preliminary competition .....	35
1930 to 1958 FIFA World Cup™ preliminary competitions.....	36
<b>All-time overview of teams in the preliminary competitions.....</b>	<b>39</b>
<b>Played qualifying matches for the 2018 FIFA World Cup™ .....</b>	<b>45</b>

## Around the world in 80 years

### *New York, Paris, Tokyo, Frankfurt, Durban, Rio and St. Petersburg...*

The preliminary competition for the FIFA World Cup™ goes back more than 80 years. The actual draw however has gone from an item on the agenda of a meeting of the FIFA organising committee to a huge professionally organised event.

These days the draw may be a glitzy, lavishly produced event held in such impressive surroundings, followed by people all around on the world on TV and the internet, but this is a relatively recent development.

By contrast, the draw for the preliminary competition of the 1970 FIFA World Cup™ in Mexico, less than half a century ago, constituted nothing more than an item on the agenda of a regular meeting of the FIFA organising committee in the Moroccan city of Casablanca in 1968. It must therefore have seemed revolutionary when the German organisers of the 1974 tournament decided to broadcast the draw for the subsequent qualifying competition live from TV studios in Dusseldorf in July 1971.



The pioneering step towards creating a truly global event was made, perhaps unsurprisingly, by the Americans, who held the Preliminary Draw for the 1994 FIFA World Cup™ at New York's magnificent Madison Square Garden in 1991. This marked the start of a new era for something that until then had been considered nothing more than a mundane administrative matter. Since then New York, Paris, Tokyo, Frankfurt, Durban and Rio de Janeiro have hosted the draw – and this year St. Petersburg's Konstantin Palace will join this illustrious group.

The pioneering step towards creating a truly global event was made, perhaps unsurprisingly, by the Americans, who held the Preliminary Draw for the 1994 FIFA World Cup™ at New York's magnificent Madison Square Garden in 1991. This marked the start of a new era for something that until then had been considered nothing more than a mundane administrative matter. Since then New York, Paris, Tokyo, Frankfurt, Durban and Rio de Janeiro have hosted the draw – and this year St. Petersburg's Konstantin Palace will join this illustrious group.

Durban and Rio de Janeiro have hosted the draw – and this year St. Petersburg's Konstantin Palace will join this illustrious group.

*Photo: Draw for the FWC 1978 preliminary competition at the Conquistador-Sheraton Hotel in Buenos Aires, ARG - ©FIFA Archive*

## Preliminary draws in the last 25 years

Date	Place and Location of Preliminary Draw	FIFA World Cup
<b>25.07.2015</b>	<i>St. Petersburg, Konstantin Palace</i>	<i>2018 FIFA World Cup Russia™</i>
<b>30.07.2011</b>	Rio de Janeiro, Marina da Gloria	2014 FIFA World Cup Brazil™
<b>25.11.2007</b>	Durban, International Convention Centre	2010 FIFA World Cup South Africa™
<b>05.12.2003</b>	Frankfurt, Festhalle	2006 FIFA World Cup Germany™
<b>07.12.1999</b>	Tokyo, International Forum	2002 FIFA World Cup Japan/Korea™
<b>12.12.1995</b>	Paris, Carrousel du Louvre	1998 FIFA World Cup France™
<b>08.12.1991</b>	New York, Madison Square Garden	1994 FIFA World Cup USA™

## Preliminary draw history

### 2014 FIFA World Cup Brazil™

**Rio de Janeiro, 30 July 2011 – Marina da Gloria**

**Who was there** Joining FIFA President Joseph S. Blatter on stage at the start of the show, Brazil's President Dilma Rousseff expressed her country's determination to host a FIFA World Cup which would showcase not only the nation's vibrancy, but also its professionalism.

Accompanied by a procession of illustrious names from Brazilian football past and present – including Mário Zagallo, Zico, Ronaldo, Cafu, Bebeto, Neymar, Paulo Henrique Ganso, Felipe Bastos and Lucas Piazón – FIFA Secretary General Jérôme Valcke oversaw the pulling of the balls which would determine the fate of the various national teams.

**Draw highlight** The very last ball selection produced the biggest shock of all. After speculation over which leading team would find 1998 FIFA World Cup™ winners France in their group, it came down to either England or Spain, with the Spanish reigning world champions eventually drawing the short straw. Marking only the fourth time that two former FIFA World Cup winners have been drawn together in the European qualifying competition.



*Photo: Felipe Bastos of Brazil during the Preliminary Draw of the 2014 FIFA World Cup in Rio de Janeiro, Brazil - FIFA/FIFA via Getty Images*

### 2010 FIFA World Cup South Africa™

**Durban, 25 November 2007 – Albert Luthuli International Convention Centre**

**Who was there** The draw ceremony featured lots of typically African entertainment and was attended by South African President Thabo Mbeki and FIFA President Joseph S. Blatter. The actual draw was conducted by FIFA Secretary General Jérôme Valcke, who was able to count on the assistance of South African legends Kaizer Motaung, Jomo Sono and Lucas Radebe as well as Ali Daei (Iran), George Weah (Liberia), Abedi Pelé Ayew (Ghana), Kasey Keller (USA) and Marcel Desailly (France).

**Draw highlight** The draw served up a number of fascinating encounters, such as England lining up in the same qualifying group as Croatia again. Only four days earlier, Croatia had caused huge embarrassment to England by stopping the Three Lions' expected progress to the EURO 2008 finals with a shock 3-2 victory at Wembley.



*Photo: Showact of African drummers on stage in Durban, South Africa - foto-net/Kurt Schorrer*

## 2006 FIFA World Cup Germany™

Frankfurt, 5 December 2003 – Festhalle

**Who was there** Desmond Tutu, the South African archbishop and Nobel Prize winner, was one of the special guests of honour at the Preliminary Draw for the 2006 FIFA World Cup Germany™, which was watched by over 3,500 guests, association representatives and media reporters from all corners of the world. The two-hour show was broadcast live to over one hundred countries under the motto “A time to make friends”. Television presenter Johannes B. Kerner acted as compere throughout the programme, with FIFA Deputy Secretary General Jérôme Champagne conducting the draw on the vast stage.

**Draw highlight** England, Wales and Northern Island – three of the four British associations in the same group!



Photo: Festhalle in Frankfurt, Germany - FIFA/FIFA via Getty Images

## 2002 FIFA World Cup Korea/Japan™

Tokyo, 7 December 1999 – Tokyo International Forum

**Who was there** Pop star actress Hikaru Nishida and television announcer Norio Fukutome emceed the evening, which was attended by over 700 reporters from all over the world. Japanese heavyweight sumo wrestler champion Konishiki assisted the draw alongside France’s FIFA World Cup™-winning coach Aimé Jacquet and many others.

**Draw highlight** The Preliminary Draw for the 2002 FIFA World Cup Korea/Japan™ produced several fascinating groups and fixtures between teams which had never met before. Brazil and Argentina squared off for the first time in the newly adopted South American round-robin competition, while former champions Germany and England ended up in the same group – the first time the nations had met in the qualifying stages.




Photo: Sumo wrestling legend Yasokichi Konishiki handing over the draw ball to FIFA's Secretary General Michel Zen-Ruffinen during the preliminary draw of the 2002 FIFA World Cup™ - Popperfoto/Getty Images

## 1998 FIFA World Cup France™

Paris, 12 December 1995 – Carrousel du Louvre

**Who was there** FIFA General Secretary Joseph S. Blatter conducted the draw with the assistance of stars from a variety of sports, such as Formula One champion Alain Prost, world-champion athlete Marie-José Perec, tennis player Yannick Noah and numerous football stars.

**Draw highlight** Former champions Italy and England were drawn into same group, as were Croatia, Bosnia-Herzegovina and Slovenia.



Photo: Carrousel du Louvre in Paris, France - ©FIFA Archive

## 1994 FIFA World Cup USA™

New York, 8 December 1991 – Madison Square Garden

**Who was there** Former Brazilian star Pele and former German captain and coach Franz Beckenbauer helped FIFA's General Secretary Joseph S. Blatter with the draw, which was hosted by actress Barbara Eden. They were joined by US goalkeeper Tony Meola, US coach Bora Milutinovic, members of the US women's team and Abedi Pelé Ayew of Ghana.

**Draw highlight** Saudi Arabia were drawn alongside 1982 finalists Kuwait, while England were paired with the Netherlands.

Photo: Pelé meets Pelé in New York: Ghana's striker, Abedi Pelé, came face to face for the first time with the Brazilian football idol at the draw - ©FIFA Archive



## Good to know about the Preliminary Competition

*Draw format & final number of matches in the preliminary competition for the 2018 FIFA World Cup™ not yet confirmed*

Facts & figures	
➤	The 208 teams that enrolled for the preliminary competition for the 2018 FIFA World Cup Russia™ have set another new participation record, topping the 203 teams that enrolled four years ago.
➤	The only team not to enrol in the preliminary competition for the 2018 FIFA World Cup™ is Russia who, as host, is automatically qualified.
➤	The first time more than 100 teams took to the field was over 30 years ago when 103 teams set out to try and win one of the 24 places up for grabs at the 1982 FIFA World Cup Spain™.
➤	The approximately 851 matches scheduled to be played in this preliminary competition will take the all-time total number of qualifying matches way past the 7,000 mark. At the end of the last preliminary competition, the total stood at 6,452.
➤	258 preliminary matches (almost one third) will be played between UEFA teams.
➤	The number of matches that a finalist has to play to qualify for Russia 2018 depends on the format and the size of the qualifying groups, which are determined by the respective confederations and FIFA.
➤	The 2018 FIFA World Cup™ preliminary competition began on 12 March 2015.
➤	The FIFA World Cup™ preliminary competition is certainly a crowd-puller. Over 17 million fans flocked to the stadiums for the 2014 FIFA World Cup Brazil™ qualifiers – an average of more than 21,000 per game.
➤	Prior to 2002, both the hosts and the defending champions qualified automatically. After 2002, only the hosts qualified automatically. 1934 FIFA World Cup™ hosts Italy were the only exception, as they had to negotiate a play-off against Greece.
➤	Sweden and Estonia contested the very first qualifying match in June 1933.
➤	The Republic of Ireland, Luxembourg and Portugal are the only teams to have played in all 19 FIFA World Cup™ preliminary competitions to date. The 2018 qualifiers will be their 20 <sup>th</sup> consecutive appearance.
➤	Five-time world champions Brazil may be the only team to have played in every final competition, but they have only played in 11 preliminary competitions. There were no CONMEBOL qualifying competitions before World War II and the Seleção qualified automatically as hosts in 1950 and 2014 and as defending champions in 1962, 1966, 1974 and 1998. Germany have qualified five times without playing (hosts 1974 and 2006, defending champions in 1958, 1978 and 1994).
➤	The most successful team in the history of the preliminary competition is Germany, who have lost only two of 84 matches (both at home, to Portugal in 1985 and to England in 2001). The Germans boast an average of 2.5 points and 2.96 goals per game.

Facts & figures	
➤	In the last 25 years (covering Italy 1990 to Brazil 2014), seven associations have always qualified for the final competition: Argentina, Brazil, Germany, Italy, Korea Republic, Spain, USA. However, only Spain have played in all preliminary competitions.
➤	Mexico have played the most FIFA World Cup™ qualifying matches (159), three more than Costa Rica (156). In all, 53 associations have played at least 100 qualifying matches.
➤	The list of teams who will play their 100th match in the upcoming qualifying campaign is topped by former world champions Italy (currently 97).
➤	Guam and Yemen have all played a mere two matches in their qualifying history and have yet to win their first game – a record they share with 16 other teams who boast more experience.
➤	Mexico v. USA is the most common fixture in the FIFA World Cup™ preliminary competition, their paths having already crossed 27 times. The other five confederations also have regular fixtures between certain teams – CONMEBOL: Colombia v. Paraguay (22 matches); OFC: Australia (now AFC) v. New Zealand (17); CAF: Morocco v. Tunisia (14); AFC: Japan v. Korea Republic (13); UEFA: Belgium v. Netherlands, England v. Poland, and France v. Republic of Ireland (all 12).
➤	The all-time ranking list for the preliminary competitions also features two former finalist associations which are now defunct. The German Democratic Republic were finalists at the 1974 FIFA World Cup™, while the Dutch East Indies are nowhere to be found as they, the first Asian team in the finals, qualified for the 1938 FIFA World Cup™ without playing a single match.
➤	Overall, 18,791 goals have been scored since 1933, an average of close to three per game (2.91).
➤	The most prolific goalscorer in the history of the FIFA World Cup™ preliminary competition is Iran's Ali DAEI with 35 goals in 51 appearances. The other leading marksmen by confederation are Andriy SHEVCHENKO (UKR, 26), Carlos RUIZ (GUA, 30), Hernán CRESPO (ARG, 19), Vaughan COVENY (NZL, 19) and Didier DROGBA (CIV), Samuel ETOO (CMR) and Moumouni DAGANO (BFA, all 18).
➤	Ecuadorian defender Ivan HURTADO has played an incredible 73 qualifying games for his national team, the first one in July 1993 and the most recent one more than 16 years later in October 2009.
➤	The only four players to appear in six different preliminary competitions are Dwight YORK and Russell LATAPY (TRI, 1990-2010), Victor MENDIETA (PAN, 1982-2002) and Northern Ireland's goalkeeping legend Pat JENNINGS (1966-1986). All except Mendieta also appeared in the final competition.



## Entries for the FWC 2018 Preliminary Competition

(Status: 15.06.2015)

African Zone		
Members: 54;	Participants: 54;	Slots: 5
Algeria (ALG), Angola (ANG), Benin (BEN), Botswana (BOT), Burkina Faso (BFA), Burundi (BDI), Cameroon (CMR), Cape Verde Islands (CPV), Central African Republic (CTA), Chad (CHA), Comoros (COM), Congo (CGO), Congo DR (COD), Côte d'Ivoire (CIV), Djibouti (DJI), Egypt (EGY), Equatorial Guinea (EQG), Eritrea (ERI), Ethiopia (ETH), Gabon (GAB), Gambia (GAM), Ghana (GHA), Guinea (GUI), Guinea-Bissau (GNB), Kenya (KEN), Lesotho (LES), Liberia (LBR), Libya (LBY), Madagascar (MAD), Malawi (MWI), Mali (MLI), Mauritania (MTN), Mauritius (MRI), Morocco (MAR), Mozambique (MOZ), Namibia (NAM), Niger (NIG), Nigeria (NGA), Rwanda (RWA), São Tomé e Príncipe (STP), Senegal (SEN), Seychelles (SEY), Sierra Leone (SLE), Somalia (SOM), South Africa (RSA), South Sudan (SSD), Sudan (SUD), Swaziland (SWZ), Tanzania (TAN), Togo (TOG), Tunisia (TUN), Uganda (UGA), Zambia (ZAM)		
<b>Currently excluded:</b> Zimbabwe (ZIM)		

Asian Zone		
Members: 46	Participants: 46	Slots: 4.5
Afghanistan (AFG), Australia (AUS), Bahrain (BHR), Bangladesh (BAN), Bhutan (BHU), Cambodia (CAM), China PR (CHN), Chinese Taipei (TPE), Guam (GUM), Hong Kong (HKG), India (IND), Iran (IRN), Iraq (IRQ), Japan (JPN), Jordan (JOR), Korea DPR (PRK), Korea Republic (KOR), Kuwait (KUW), Kyrgyzstan (KGZ), Laos (LAO), Lebanon (LIB), Malaysia (MAS), Maldives (MDV), Myanmar (MYA), Oman (OMA), Palestine (PLE), Philippines (PHI), Qatar (QAT), Saudi Arabia (KSA), Singapore (SIN), Syria (SYR), Tajikistan (TJK), Thailand (THA), Timor-Leste (TLS), Turkmenistan (TKM), United Arab Emirates (UAE), Uzbekistan (UZB), Vietnam (VIE), Yemen (YEM)		
<b>Eliminated before the draw:</b> Brunei Darussalam (BRU), Macau (MAC), Mongolia (MNG), Nepal (NEP), Pakistan (PAK), Sri Lanka (SRI), <b>Disqualified:</b> Indonesia (IDN)		

European Zone		
Members: 53	Participants: 53	Slots: 13+1 host
Albania (ALB), Andorra (AND), Armenia (ARM), Austria (AUT), Azerbaijan (AZE), Belarus (BLR), Belgium (BEL), Bosnia-Herzegovina (BIH), Bulgaria (BUL), Croatia (CRO), Cyprus (CYP), Czech Republic (CZE), Denmark (DEN), England (ENG), Estonia (EST), Faroe Islands (FRO), Finland (FIN), France (FRA), Georgia (GEO), Germany (GER), Greece (GRE), Hungary (HUN), Iceland (ISL), Republic of Ireland (IRL), Israel (ISR), Italy (ITA), Kazakhstan (KAZ), Latvia (LVA), Liechtenstein (LIE), Lithuania (LTU), Luxembourg (LUX), FYR Macedonia (MKD), Malta (MLT), Moldova (MDA), Montenegro (MNE), Netherlands (NED), Northern Ireland (NIR), Norway (NOR), Poland (POL), Portugal (POR), Romania (ROU), San Marino (SMR), Scotland (SCO), Serbia (SRB), Slovakia (SVK), Slovenia (SVN), Spain (ESP), Sweden (SWE), Switzerland (SUI), Turkey (TUR), Ukraine (UKR), Wales (WAL)		
<b>Automatically qualified as host:</b> Russia (RUS)		

North, Central American and Caribbean Zone		
Members: 35	Participants: 35	Slots: 3.5
Antigua and Barbuda (ATG), Aruba (ARU), Belize (BLZ), Canada (CAN), Costa Rica (CRC), Curaçao (CUW), El Salvador (SLV), Grenada (GRN), Guatemala (GUA), Haiti (HAI), Honduras (HON), Jamaica (JAM), Mexico (MEX), Nicaragua (NCA), Panama (PAN), St. Vincent and the Grenadines (VIN), Trinidad and Tobago (TRI), USA (USA),		
<b>Eliminated before the draw:</b> Anguilla (AIA), Bahamas (BAH), Bermuda (BER), British Virgin Islands (VGB), Cayman Islands (CAY), Cuba (CUB), Dominica (DMA), Dominican Republic (DOM), Guyana (GUY), Montserrat (MSR), Puerto Rico (PUR), St. Kitts and Nevis (SKN), St. Lucia (LCA), Suriname (SUR), Turks and Caicos Islands (TCA), US Virgin Islands (VIR)		
<b>Sanctioned:</b> Barbados (BRB)		

Oceania Zone		
Members: 11	Participants: 11	Slots: 0.5
American Samoa (ASA), Cook Islands (COK), Fiji (FIJ), New Caledonia (NCL), New Zealand (NZL), Papua New Guinea (PNG), Samoa (SAM), Solomon Islands (SOL), Tahiti (TAH), Tonga (TGA), Vanuatu (VAN)		

South American Zone		
Members: 10	Participants: 10	Slots: 4.5
Argentina (ARG), Bolivia (BOL), Brazil (BRA), Chile (CHI), Colombia (COL), Ecuador (ECU), Paraguay (PAR), Peru (PER), Uruguay (URU), Venezuela (VEN)		

## Association entries for the 2018 Preliminary Competition

	Member Associations	Preliminary entries	Slots
<b>African Zone (CAF)</b>			
	54	54	5
<b>Asian Zone (AFC)</b>			
	46	46	4.5
<b>European Zone (UEFA)</b>			
	53	52+1 host	13+1 host
<b>+1 host: Russia</b>			
<b>North, Central American and Caribbean Zone (CONCACAF)</b>			
	35	35	3.5
<b>Oceanian Zone (OFC)</b>			
	11	11	0.5
<b>South-American Zone (CONMEBOL)</b>			
	10	10	4.5
<b>Total</b>	<b>209</b>	<b>208+1 host</b>	<b>31+1 host</b>

➔ *Host Russia is the only Member Association not to enrol in the 2018 FIFA World Cup preliminaries*

## Qualifying matches for the 2018 FIFA World Cup™

(Status: 15.06.2015 – draw format and number of matches not yet confirmed)

Asian Zone	
Round 1	12
Round 2	152
Round 3	60
Round 4	2
Intercontinental Play-off	1
<b>Total Asian Zone</b>	<b>227</b>

African Zone	
Round 1	26
Round 2	40
Round 3	60
<b>Total African Zone</b>	<b>126</b>

North, Central American and Caribbean Zone	
Round 1	14
Round 2	20
Round 3	12
Round 4	36
Round 5	30
Intercontinental Play-off	1
<b>Total North, Central American and Caribbean Zone</b>	<b>113</b>

South-American Zone	
Round 1	90
Intercontinental Play-off	1
<b>Total South-American Zone</b>	<b>91</b>

Oceanian Zone	
Round 1	6
Round 2	15
Round 3	14
Intercontinental Play-off	1
<b>Total Oceanian Zone</b>	<b>36</b>

European Zone	
Round 1	250
Round 2	8
<b>Total European Zone</b>	<b>258</b>

<b>Total number of matches</b>	<b>851</b>
--------------------------------	------------

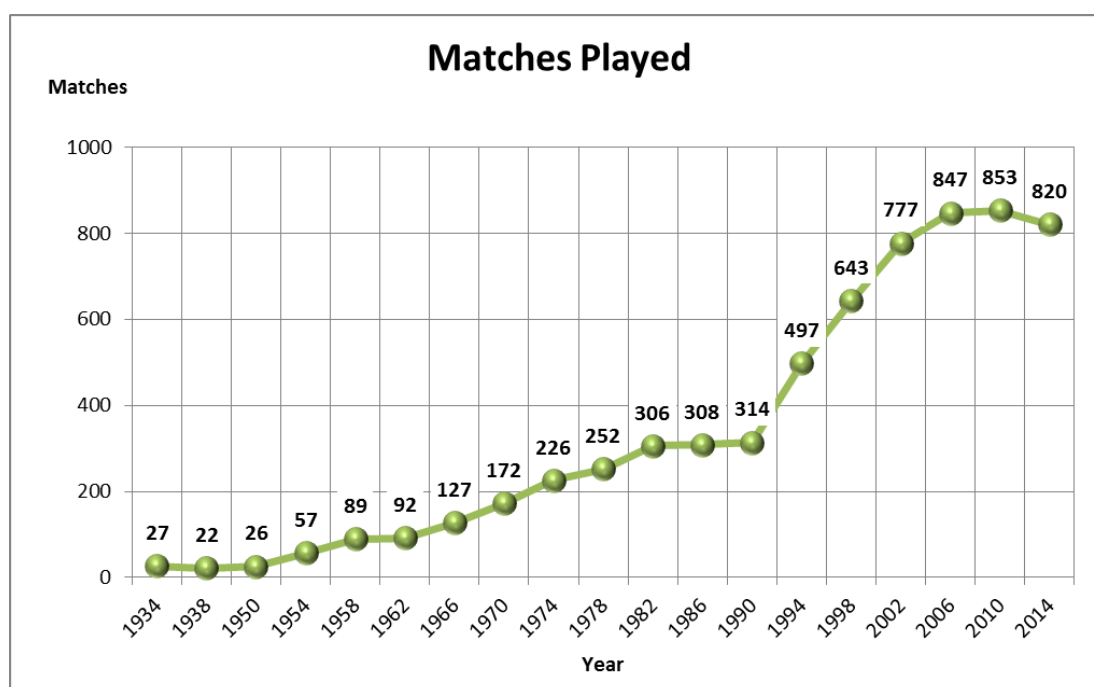
→ For the draw format and draw procedure please refer to [fifa.com](http://fifa.com)

## Qualifying matches since 2006

(2018 figures not yet confirmed)

Confederation Zone	2018	2014**	2010°	2006
African Zone	126	152	202	190
Asian Zone	227*	149*	145*	135*
European Zone	258	268	268	282
North, Central American and Caribbean Zone	113*	143*	110*	111*
Oceania Zone	36*	35*	37*	38*
South-American Zone	91*	73*	91*	91*
<b>Total</b>	<b>851</b>	<b>820</b>	<b>853°</b>	<b>847</b>

- \* includes 1 intercontinental play-off match
- \*\* includes matches played by Kiribati and Tuvalu, two non FIFA members
- ° includes matches played by Tuvalu, a non FIFA member



## FIFA World Cup™ Preliminary Competitions at a glance

Year	Team entries	Teams played	Drop-outs	Automatic ally qualified	Spots at stake	Newcomers	Matches	Goal Ø
<b>2014</b>	203	<b>202</b> <sup>1</sup>	2	1	<b>31</b>	1	820	2.87
<b>2010</b>	206	199+1 <sup>2</sup>	6	1 <sup>3</sup>	<b>31</b>	3	<b>853</b>	2.75
<b>2006</b>	197+1 <sup>4</sup>	194	3	1 <sup>5</sup>	<b>31</b>	2	847	2.91
<b>2002</b>	199	193	3	<b>3</b> <sup>6</sup>	29	25	777	3.16
<b>1998</b> <sup>7</sup>	174	168	4	2	30	<b>31</b>	643	2.99
<b>1994</b>	147	130	<b>15</b>	2	22	16	497	2.91
<b>1990</b>	116	103	11	2	22	3	314	2.34
<b>1986</b>	121	110	9	2	22	11	308	2.60
<b>1982</b>	109	103	4	2	22	8	306	2.60
<b>1978</b>	107	95	10	2	14	15	252	2.87
<b>1974</b>	99	90	7	2	14	23	226	2.74
<b>1970</b>	75	68	5	2	14	8	172	3.15
<b>1966</b>	74	51	21	2	14	6	127	3.09
<b>1962</b>	56	49	5	2	14	8	92	3.54
<b>1958</b>	55	46	7	2	14	17	89	3.83
<b>1954</b>	45	33	10	2	14	17	57	3.65
<b>1950</b>	34	18	13	2	11	6	24	4.83
<b>1938</b>	37	21	14	2	13	7	22	4.36
<b>1934</b>	32	27	5	0 <sup>8</sup>	16	3	26	<b>5.35</b>
<b>1930</b>	<b>No preliminary competition played - 13 participants qualified without playing</b>							

<sup>1</sup> Including Bahamas who withdrew after playing two matches

<sup>2</sup> Tuvalu non official FIFA member

<sup>3</sup> Hosts South Africa participated too as the African preliminaries served also as CAN 2010 qualifiers

<sup>4</sup> New Caledonia not affiliated upon enrolling

<sup>5</sup> After 2002 defending champions also had to qualify

<sup>6</sup> Qualified ex officio: defending champions France and the two hosts

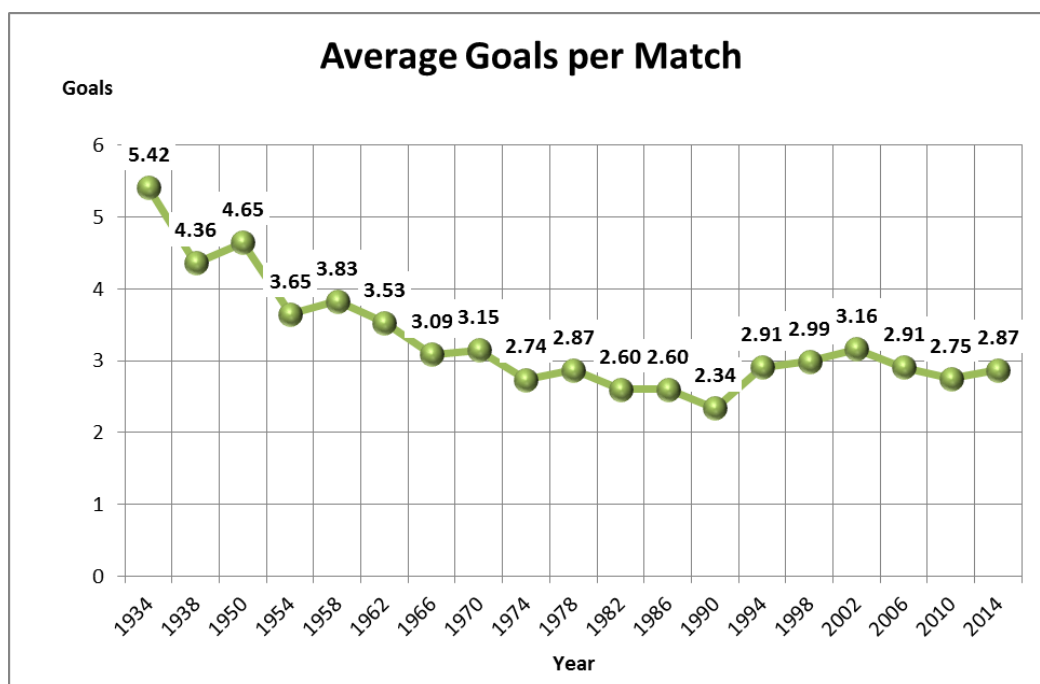
<sup>7</sup> Qualified ex officio between 1938 and 2002: defending champions and hosts

<sup>8</sup> Defending champions Uruguay declined to participate, hosts Italy also had to qualify

## Number of teams at FIFA World Cup™ Preliminary Competitions



## Average goals scored at FIFA World Cup™ Preliminary Competitions



## Memorable FIFA World Cup™ qualifiers

FIFA World Cup Preliminary Competitions	
<b>19.11.2013 (FWC 2014)</b>	
<b>Sweden – Portugal 2:3</b>	
	Sweden v. Portugal, or Zlatan Ibrahimović against Cristiano Ronaldo. Two games in Lisbon and Stockholm decided who would book their ticket to the World Cup in Brazil, and both superstars certainly lived up to expectations. After Portugal had won the first leg with the only goal of the game, Cristiano Ronaldo won the second game almost single-handedly, scoring a hat-trick in a 3-2 victory and securing Portugal's place in Brazil, leaving Sweden and two-goal Ibrahimović to watch on from afar.
<b>14.10.2009 (FWC 2010)</b>	
<b>USA – Costa Rica 2:2</b>	
	A brace by Brian Ruiz gives Costa Rica a lead of 2-0 and they look sure to qualify until a goal from Michael Bradley in the 71st minute followed by an injury-time equaliser from Jonathan Bornstein brings the USA level. Costa Rica must eventually bow out in an intercontinental play-off match with Uruguay.
<b>20.06.2004 (FWC 2006)</b>	
<b>Angola – Nigeria 1:0</b>	
	Angola's late winner proves to be a huge handicap for the Super Eagles' qualifying campaign, which they ultimately fail to overcome. Angola reach the finals along with Cote d'Ivoire, Togo and Ghana. Tunisia are the only representatives of Africa's "old guard" to make it.
<b>11.04.2001 (FWC 2002)</b>	
<b>Australia – American Samoa 31:0</b>	
	The Oceania qualifiers see a new goalscoring record, not only for World Cup qualifiers but all full international matches. Archie Thompson scores 13 times to set another all-time best.
<b>29.10.1997 / 15.11.1997 (FWC 1998)</b>	
<b>Croatia – Ukraine 2:0 / Ukraine – Croatia 1:1</b>	
	The World Cup play-offs bring together two "new" European nations. Croatia emerge the winners and go on to cause a stir in the finals in France.
<b>28.10.1993 (FWC 1994)</b>	
<b>Japan – Iraq 2:2 / Saudi Arabia – Iran 4:3</b>	
	Drama in Doha: Iraq's equaliser and a Saudi Arabia winner, both in the last minute of their respective games, astonishingly deny Japan a finals spot in the USA.
<b>17.11.1993 (FWC 1994)</b>	
<b>France – Bulgaria 1:2</b>	
	Drama in Paris: Emil Kostadinov's last-gasp winner sinks French hopes of World Cup qualification, sparking comparisons with 1961 when Bulgaria also saw off France in a decisive qualifier.
<b>03.09.1989 (FWC 1990)</b>	
<b>Brazil – Chile 2:0</b>	
	One of the most infamous chapters in World Cup history is written when Chilean goalkeeper Roberto Rojas feigns injury after claiming to have been hit by a firework and leaves the pitch covered in blood. When Rojas's deception is later uncovered, he is handed a lengthy ban and his association is thrown out of the FIFA World Cup™.
<b>20.11.1985 (FWC 1986)</b>	
<b>Netherlands – Belgium 2:1</b>	
	In one of international football's classic derbies, the Netherlands have their ticket to the World Cup finals snatched away five minutes before time when Georges Grun scores the crucial away goal that gives Belgium a spot in Mexico at the expense of their neighbours.
<b>10.01.1982 (FWC 1982)</b>	
<b>New Zealand – China PR 2:1</b>	
	In a dramatic play-off, China PR come close to qualifying for the finals for the first time, but are ultimately overturned by World Cup finals debutants New Zealand.

<b>09.03.1977 (FWC 1978)</b>	
<b>Brazil – Colombia 6:0</b>	
The Maracana attracts a record crowd of 162,764 as Zico and co. hit the Colombians for six.	
<b>17.10.1973 (FWC 1974)</b>	
<b>England – Poland 1:1</b>	
Goalkeeper Jan Tomaszewski is Poland's hero after making a series of miraculous stops at Wembley to secure his country's first appearance in the finals since 1938.	
<b>26.10.1969: 1970</b>	
<b>Morocco – Sudan 3:0</b>	
Morocco beat Sudan, who would later go to win the African Cup of Nations, to become the first African team to reach the finals after going through the preliminary competition by means of an internal African elimination round – Egypt qualified in 1934 after playing against the team representing Palestine (at the time a British mandate - Hitachduth Eretz Yisraelit Lakadur Regel).	
<b>21.11.1965 / 24.11.1965 (FWC 1966)</b>	
<b>Korea DPR – Australia 6:1 / Korea DPR – Australia 3:1</b>	
In a dazzling debut on football's biggest stage, Korea DPR celebrate a pair of victories over Australia in the Cambodian capital, Phnom Penh, to qualify for the finals in England.	
<b>15.10.1961 (FWC 1962)</b>	
<b>Israel – Italy 2:4</b>	
In an interesting twist, Jose Altafini takes the field for Italy four years after winning the World Cup with Brazil under the name of Mazzola.	
<b>15.01.1958 (FWC 1958)</b>	
<b>Northern Ireland – Italy 2:1</b>	
A match that came about under strange circumstances and resulted in Italy's only ever failure to make it through the World Cup preliminary competition. Northern Ireland's success is followed by Wales two weeks later, thus completing a full quartet of British qualifiers for the World Cup finals in Sweden.	
<b>14.02.1954 (FWC 1954)</b>	
<b>Paraguay – Chile 4:0</b>	
More than twenty years after Europe's first ever World Cup qualifying match, South America finally follows suit. Paraguay and Chile contest the ground-breaking fixture.	
<b>11.12.1949 (FWC 1950)</b>	
<b>Yugoslavia – France 3:2 AET</b>	
The first ever match to go into extra time, this dramatic play-off in Florence is decided by Cajkovski's winning goal five minutes from the end.	
<b>05.10.1937 (FWC 1938)</b>	
<b>Austria – Latvia 2:1</b>	
Despite qualifying for the finals in France, Austria do not take part in the event after the nation is annexed by Germany.	
<b>11.06.1933 (FWC 1934)</b>	
<b>Sweden – Estonia 6:2</b>	
The first qualifying competition match in FIFA World Cup™ history. Estonia are outplayed by Sweden. History repeats itself, when four years later, almost to the very day, the small Baltic nation is again eliminated from the World Cup qualifiers by the same opponents.	
<b>1930</b>	<b>No preliminary competition</b>



## Ever presents – Republic of Ireland, Luxembourg and Portugal

Historically, the most familiar faces in World Cup preliminary competitions have invariably come from Europe. Three of them (Republic of Ireland, Luxembourg and Portugal) have contested each one of the 19 preliminary competitions to date. Their feat is almost matched by Switzerland and Sweden, although both were spared the preliminaries when they qualified automatically as hosts in 1954 and 1958 respectively. Similarly, Belgium, Bulgaria and Greece (all 1950) have only missed one qualifying competition each.

Some of the world's leading football nations, including England (15+2), France (16+3), Germany (13+5), Italy (15+4), Mexico (15+2) and Spain (17+1) have appeared in the qualifiers almost as frequently, but all bypassed the preliminaries on occasions when they were handed a guaranteed spot in the finals as holders or hosts. Five-time World Cup winners Brazil first took part in a preliminary competition in 1954, after hosting the tournament in 1950. The Argentines, for their part, did not participate until October 1957.

## Number of appearances in the FWC Preliminary Competition

(not including the FIFA 2018 World Cup™ Preliminary Competition)

Appearances	Team	Remarks
19	Republic of Ireland	All preliminary competitions from 1934 to 2014
19	Luxembourg	All preliminary competitions from 1934 to 2014
19	Portugal	All preliminary competitions from 1934 to 2014
18+1	Sweden	Qualified as hosts in 1958
18+1	Switzerland	Qualified as hosts in 1954
18	Belgium Bulgaria Greece	
18	Serbia (Yugoslavia)	Played as Yugoslavia until 2003 then as Serbia and Montenegro. In 2006, Serbia was declared independent from Montenegro
18	Czech Republic (Czechoslovakia)	Since 1998, one of the two successors of the football association of Czechoslovakia
17+1	Spain	Qualified as hosts in 1982
17+1	Hungary	No qualifying matches in 1954, qualified automatically as Poland withdrew
17+1	USA	Qualified as hosts in 1994
16+3	France	Qualified as hosts in 1938 and 1998, as defending champions in 2002
15+4	Italy	Qualified as hosts in 1990, and as defending champions in 1938, 1950 and 1986
15+3	Uruguay	Qualified as defending champions in 1934 (but did not take part) and in 1954, no qualifying matches in 1950
13+5	Germany	Qualified as defending champions in 1958, 1978 and 1994 and as hosts in 1974 and 2006
11+8	Brazil	No qualifiers for South America in 1934 or 1938; qualified as hosts in 1950 and 2014 and as defending champions in 1962, 1966, 1974 and 1998

→ Table includes all teams that have played in at least 18 preliminary competitions or could have done had it not been for their automatic qualification for the final tournament.

## Number of occasions qualified for the finals

Team	Played in FWC	Qualified in preliminaries	Automatically qualified	Did not qualify	Did not enter	Remarks
<b>Brazil</b>	20	11	9	0	0	No South American qualifying competition in 1930, 1934 or 1938, qualified as hosts in 1950 and 2014 and as defending champions in 1962, 1966, 1974 and 1998
<b>Italy</b>	18	14	4	1	1	Did not participate in 1930, qualified as defending champions in 1938 and 1986 and as hosts in 1990, eliminated in qualifiers in 1958
<b>Germany</b>	18	13	5	0	2	Did not participate in 1930, excluded from World Cup finals in 1950, qualified as defending champions in 1958, 1978 and 1994 and as hosts in 1974 and 2006
<b>Argentina</b>	16	11	5	1	3	No South American qualifying competition in 1930 and 1934, qualified as hosts in 1978 and as defending champions in 1982 and 1990
<b>Mexico</b>	15	12	3	3	1	No qualifying competition in 1930, qualified as hosts in 1970 and 1986, eliminated in qualifiers in 1934, 1974 and 1982, withdrew in 1938 and banned in 1990
<b>Spain</b>	14	13	1	4	2	Did not participate in 1930, excluded from World Cup finals in 1938, qualified as hosts in 1982, eliminated in qualifiers in 1954, 1958, 1970 and 1974
<b>England</b>	14	12	2	3	3	Did not take part in the World Cup prior to World War II, eliminated in qualifiers in 1974, 1978 and 1994, qualified as hosts in 1966 and as defending champions in 1970
<b>France</b>	14	10	4	6	0	No qualifying competition in 1930. Having been eliminated in the 1950 qualifiers, France declined to fill Scotland's spot which had qualified but withdrawn. Qualified automatically for 1938 & 1998 (hosts) and 2002 (defending champions)

## Teams with over 120 FIFA World Cup™ qualifying matches

Team	Matches played	Wins	Draws	Losses	Goals for	Goals against
Mexico	<b>159</b>	<b>102</b>	33	24	<b>407</b>	118
Costa Rica	156	76	38	42	270	165
USA	138	70	32	36	229	165
Uruguay	136	60	38	38	186	144
Paraguay	136	59	27	50	182	164
Colombia	134	50	<b>40</b>	44	159	140
Honduras	132	64	33	35	236	145
Bolivia	132	35	27	70	161	246
El Salvador	130	60	25	45	221	152
Portugal	129	67	33	29	230	135
Peru	129	35	31	63	135	185
Chile	128	53	27	48	191	168
Czech Republic	127	70	26	31	247	<b>106</b>
Republic of Ireland	127	50	37	40	182	157
Ecuador	125	41	31	53	143	173
Luxembourg	124	4	7	<b>113</b>	61	407
Belgium	123	68	24	31	234	135
Northern Ireland	122	37	34	51	132	154
Venezuela	122	23	19	80	101	279
Trinidad and Tobago	121	50	25	46	181	155
Switzerland	120	54	32	34	181	139

## Highest attendances by Confederation

Attendances	Date	Venue	Match	Result
<b>South American Zone (CONMEBOL)</b>				
170,000	21.04.1954	Rio de Janeiro, BRA	Brazil – Paraguay	4:1
<b>North, Central American and Caribbean Zone (CONCACAF)</b>				
120,000	11.04.1993	Mexico City, MEX	Mexico – Honduras	3:0
<b>Asian Zone (AFC)</b>				
120,000	19.09.1997	Tehran, IRN	Iran – Saudi Arabia	1:1
120,000	24.08.2001	Tehran, IRN	Iran – Saudi Arabia	2:0
<b>European Zone (UEFA)</b>				
134,544	03.04.1954	Glasgow, SCO	Scotland – England	2:4
<b>African Zone (CAF)</b>				
85,000	05.09.2004	Kinshasa, COD	Congo DR – South Africa	1:0
<b>Oceanian Zone (OFC)</b>				
99,832	13.11.2013	Mexico City, MEX	Mexico – New Zealand	5:1

## Top goalscorers

Goals	Player	Matches played	Goal Ø	FWC Preliminary Competition / goals scored
35	Ali DAEI, IRN	51	0.69	1994-7 / 1998-9 / 2002-10 / 2006-9
30	Carlos RUIZ, GUA	30	0.80	2002-8 / 2006-10 / 2010-6 / 2014-6
28	Karim BAGHERI, IRN	29	0.97	1998-19 / 2002-8 / 2010-1
27	Kazu MIURA, JPN	25	1.08	1994-13 / 1998-14
26	Andriy SHEVCHENKO, UKR	40	0.65	1998-4 / 2002-10 / 2006-6 / 2010-6
25	Carlos PAVON, HON	37	0.68	1998-2 / 2002-15 / 2006-1 / 2010-7
23	Jared BORGETTI, MEX	24	0.96	2006-6 / 2006-14 / 2010-3
21	Paulo WANCHOPE, CRC	37	0.57	1998-6 / 2002-7 / 2006-8
20	Stern JOHN, TRI	45	0.44	1998-3 / 2002-3 / 2006-12 / 2010-2
20	Archie THOMPSON, AUS	15	1.33	2002-16 / 2006-2 / 2014-2



Photo left: Preliminary topscorer Ali Daei of Iran is challenged by Ian Harte of Republic of Ireland during the FIFA World Cup 2002 play-off match played in Dublin, Ireland - FIFA/FIFA via Getty Images

Photo right: Carlos Ruiz of Guatemala and Oguchi Onyewu of USA during a 2006 FIFA World Cup qualifying match in 2005 at the Legion Field in Birmingham, Alabama - FIFA/FIFA via Getty Images



## Fastest goal

Sec	Player	Match	Date
9"	Davide GUALTIERI, SMR	SMR-ENG 1:7	17.11.1993

## Biggest-margin victories by Confederation

Margin	Result	Match	Date
<b>African Zone (CAF)</b>			
<b>8</b>	9:1	Congo DR – Djibouti	23.04.2000
	8:0	Libya – Sao Tome e Principe	16.11.2003
<b>7</b>	8:1	Malawi – Djibouti	31.05.2008
	7:0	Tunisia – Malawi	26.03.2005
	7:0	Ghana – Lesotho	01.06.2012
<b>Asian Zone (AFC)</b>			
<b>19</b>	19:0	Iran – Guam	24.11.2000
<b>17</b>	0:17	Maldives – Iran	02.06.1997
<b>European Zone (UEFA)</b>			
<b>12</b>	12:0	Germany FR – Cyprus	21.05.1969
<b>10</b>	11:1	Hungary – Greece	25.03.1938
	1:11	Liechtenstein – Macedonia FYR	09.11.1996
	0:10	Finland – Soviet Union	15.08.1957
	10:0	Norway – San Marino	09.09.1992
	10:0	Poland – San Marino	01.04.2009
<b>North, Central American and Caribbean Zone (CONCACAF)</b>			
<b>13</b>	13:0	Bermuda – Montserrat	29.02.2004
<b>12</b>	12:0	El Salvador – Anguilla	06.02.2008
<b>Oceanian Zone (OFC)</b>			
<b>31</b>	31:0	Australia – American Samoa	11.04.2001
<b>22</b>	0:22	Tonga – Australia	09.04.2001
<b>South American Zone (CONMEBOL)</b>			
<b>8</b>	8:0	Brazil – Bolivia	14.07.1977
<b>7</b>	7:0	Bolivia – Venezuela	22.08.1993

## The preliminaries – triumphs, drama, heroes

### 2014 FIFA World Cup™ preliminary competition

#### Recap FIFA World Cup™ 2014 Preliminary Competition

YEAR	TEAM ENTRIES *	DROP-OUTS **	QUALIFIED	TEAMS PLAYED ***	MATCHES ***	GOALS	Ø
2014	203	2	1	202	820	2350	2.87

\* 208 minus 5: Brazil (qualified), Bhutan, Brunei Darussalam, Guam, Mauritania

\*\* Mauritius withdrew without playing a single match, Bahamas withdrew after playing two games

\*\*\* Including Bahamas who withdrew after playing two matches

**The World Cup preliminary competition celebrated another landmark anniversary: 80 years after the first qualifier between Sweden and Estonia in the race to qualify for the 1934 World Cup in Italy, a total of 203 associations registered to take part in the 2014 preliminary competition. After Mauritius' withdrawal, 202 associations competed for a ticket to Brazil – a new record.**

820 games, 2,350 goals, 101 red cards and 2,916 yellow cards later, the 31 teams that would join hosts Brazil at the 2014 World Cup were known. Once again, all previous world champions – Argentina, England, France, Germany, Italy, Spain and Uruguay – qualified, although France had to come back from a 2-0 defeat in the first leg in Ukraine to claim a 3-2 aggregate victory, and Uruguay also needed the safety net of an intercontinental play-off, where they saw off the challenge of Jordan.

Bosnia and Herzegovina were the only team to come through the qualifiers for the very first time, finishing ahead of Greece in European Group B thanks to their superior goal difference. One team that made a return to football's greatest stage was Belgium, who enjoyed an unbeaten campaign as they topped their group to qualify for the first time since 2002. In Asia, goal difference saw Korea Republic qualify alongside Japan, Iran and Australia. In Africa, both Ethiopia and Burkina Faso nearly caused a sensation but just missed out on qualifying for the first time after losing out in the play-offs, with experienced campaigners Nigeria, Cameroon, Côte d'Ivoire, Ghana and Algeria all coming through unscathed. For once, there was no OFC team at the World Cup, with New Zealand falling to a 9-3 aggregate defeat at the hands of Mexico in an intercontinental play-off.

Finalists FIFA World Cup™ 2014				32
Algeria	Argentina	Australia	Belgium	
<i>BOSNIA-HERZEGOVINA</i>	<i>Brazil (H)</i>	Cameroon	Chile	
Colombia	Costa Rica	Cote d'Ivoire	Croatia	
Ecuador	England	France	Ghana	
Germany	Greece	Honduras	Iran	
Italy	Japan	Korea Republic	Mexico	
Netherlands	Nigeria	Portugal	Russia	
Spain	Switzerland	Uruguay	USA	

(H) Host country automatically qualified - NEWCOMERS TO FINALS in upper case italics

## 2010 FIFA World Cup™ preliminary competition

### Recap FIFA World Cup™ 2010 Preliminary Competition

YEAR	TEAM ENTRIES <sup>°</sup>	DROP-OUTS	QUALIFIED*	TEAMS PLAYED <sup>°</sup>	MATCHES <sup>°</sup>	GOALS <sup>°</sup>	Ø
2010	206	6	1	200	853	2344	2.75

<sup>°</sup> includes matches played by Tuvalu (non official FIFA member)

**A new FIFA World Cup™ qualifying record was set as no less than 853 matches were played across six confederations to determine the 31 teams who would join hosts South Africa. The number of spectators also made for positive reading: almost 20 million fans, or 23,000 per match, filled the stadiums and set a new attendance record for a FIFA World Cup™ qualification campaign. Down in number, however, were the amount of goals scored: 2,344 goals, or 2.75 per match, was the lowest total since the qualification campaign for Italy 1990.**

All former FIFA World Cup™ winners also booked their tickets for South Africa 2010: Brazil, Argentina, Germany, England and Italy all came through the group stage unscathed, while France and Uruguay had to overcome tricky play-off ties to ensure their passage to the finals. Australia's decision to switch confederations from the OFC to the AFC led to a surprise or two, not least the fact that OFC representatives New Zealand were able to qualify for their first FIFA World Cup since 1982. In South America, perennial powerhouses Brazil and Argentina both qualified along with Chile, Paraguay and Uruguay, although the Argentinians were hardly convincing, requiring a late Mario Bolatti strike in their final match against Uruguay to make absolutely sure. CONCACAF were represented in South Africa by the USA, Mexico and Honduras.

Spain, Netherlands and England dominated proceedings in the UEFA zone. There was also plenty of excitement in Africa, where the final qualification place had to be settled by a hastily organised play-off after Algeria and Egypt finished level on points and goals at the end of the group stage. The Algerians eventually emerged victorious with a 1-0 victory in a decider played in the Sudanese capital Omdurman. Cameroon, Nigeria, Côte d'Ivoire and Ghana also qualified from their respective groups. Tunisia, having contested the last three consecutive FIFA World Cup™ tournaments, missed out this time round.

Finalists FIFA World Cup™ 2010				32
Algeria	Argentina	Australia	Brazil	
Cameroon	Chile	Côte d'Ivoire	Denmark	
England	France	Germany	Ghana	
Greece	Honduras	Italy	Japan	
Korea DPR	Korea Republic	Mexico	Netherlands	
New Zealand	Nigeria	Paraguay	Portugal	
Serbia	<i>SLOVAKIA*</i>	Slovenia	South Africa (H)	
Spain	Switzerland	Uruguay	USA	

(H) Host country automatically qualified - NEWCOMERS TO FINALS in upper case italics

\* Slovakia as an independent team and state is a newcomer however both Slovakia and Czech Rep. are successors of the former Czechoslovakia

## 2006 FIFA World Cup™ preliminary competition

### Recap FIFA World Cup™ 2006 Preliminary Competition

YEAR	TEAM ENTRIES	DROP-OUTS	QUALIFIED	TEAMS PLAYED*	MATCHES	GOALS	Ø
2006	198	3	1	194	847	2,464	2.91

\*Including New Caledonia not affiliated upon enrolling

**A total of 198 teams registered for the preliminary competition, but after three withdrawals, that number was reduced to 194 for the kick-off. Those 194 teams set a new record, as did the number of matches (847) and the total number of spectators (18.6 million).**

The preliminary competition for the 2006 FIFA World Cup™ proved to be Australia's last as a member of the OFC. In the end, they saw off the challenge of the surprise packages, the Solomon Islands, without too many problems. The AFC qualifiers threw up few surprises, with Korea Republic qualifying for the sixth consecutive time. Saudi Arabia, meanwhile, reached their fourth successive World Cup and Japan their third.

In the CONCACAF zone, Costa Rica firmly established themselves as the third major power in the region behind Mexico and the USA. Familiar faces also qualified from South America. Brazil (thanks to ten goals from Ronaldo) and Argentina (with seven goals from Crespo) shared the honours at the top of the table. Paraguay made it to their third successive World Cup after finishing level on points with another qualifier, Ecuador. There were surprises, however, in Africa. Of the quartet of teams that qualified for the 1998 and 2002 World Cups, it was, somewhat surprisingly, only Tunisia who managed to complete their hat-trick, while Cameroon, Nigeria and South Africa as well as 2002 quarter-finalists Senegal were eliminated and had to make way for newcomers Angola, Côte d'Ivoire, Ghana and Togo.

In Europe, the Netherlands emerged from a very strong group along with the Czech Republic, the latter requiring a play-off against Norway before sealing their first-ever qualification as an independent nation. Of the other traditional European powerhouses, only Russia and Belgium failed to reach the finals. Spain struggled for long periods and needed a play-off victory over Slovakia to seal their passage to Germany.

Finalists FIFA World Cup™ 2006				32
ANGOLA	Argentina	Australia	Brazil	
Costa Rica	CÔTE D'IVOIRE	Croatia	Czech Republic	
Ecuador	England	France	Germany (H)	
GHANA	Iran	Italy	Japan	
Korea Republic	Mexico	Netherlands	Paraguay	
Poland	Portugal	Saudi Arabia	Serbia & Montenegro	
Spain	Sweden	Switzerland	TOGO	
TRINIDAD & TOBAGO	Tunisia	UKRAINE	USA	

NEWCOMERS TO FINALS in upper case italics - (H) Host country automatically qualified



## 2002 FIFA World Cup™ preliminary competition

### Recap FIFA World Cup™ 2002 Preliminary Competition

YEAR	TEAM ENTRIES	DROP-OUTS	QUALIFIED*	TEAMS PLAYED°	MATCHES	GOALS	Ø
2002	199	3	3	193	777	2452	3.16

\*Qualified ex officio: defending champions France and hosts Korea Rep. and Japan

°29 teams qualifying by preliminary competition

**199 teams registered to take part in the 2002 FIFA World Cup™ preliminary competition, although only 193 of them actually played in the 777 games contested. More than 17 million spectators filled the stadiums for the games - a new record in itself. Some of the big guns also found the going tough in the early rounds.**

In the CONCACAF zone, outsiders Costa Rica stunned everybody by dominating the competition from start to finish. The USA qualified with matches in hand while favourites Mexico even went into the last match unsure of their destiny, but eventually made it safely over the finishing line. However, the confederation champions Canada did not even make it as far as the decisive final round. In South America, Argentina were the top dogs, and left their opponents trailing in their wake. Second place went to Ecuador, just ahead of Brazil, who on the other hand, struggled like never before, eventually finishing third to qualify. Australia's successful year was not crowned in the play-off game against Uruguay, La Celeste finally returning to the world stage after 12 long years in the wilderness.

The AFC witnessed a keenly fought battle for the two automatic places, which were finally secured by China PR and Saudi Arabia, the latter living up to their billing as group favourites. In China, scenes of unbridled joy greeted the news that the national team had qualified for the first time ever. Iran could not repeat their success of 1997, and finally bowed out against the Republic of Ireland in the play-off round. In Africa, it was a case of "as you were", with four of the qualifiers from 1998 (Cameroon, Tunisia, South Africa and Nigeria) coming through with flying colours once again. Senegal outshone seasoned campaigners such as Egypt and Morocco on their way to the greatest triumph in the nation's footballing history.

In Europe, the major surprise was sprung by the Netherlands. The Dutch team was full of international stars, but they only finished third in their group, missing out altogether. Poland, a force in world football in the early seventies, announced their return with a glut of goals from a nationalised Nigerian, Emmanuel Olisadebe. Germany, previously untouchable in qualifying rounds, were stunned by arch-rivals England, with Sven-Göran Eriksson's men triumphing 5-1 in Munich. In the end, Germany came through the play-off round against Ukraine unscathed. Belgium qualified for the sixth consecutive time, and Turkey succeeded for the first time in 48 years.

Finalists FIFA World Cup™2002				32
Argentina	Belgium	Brazil	Cameroon	
<i>CHINA PR</i>	Costa Rica	Croatia	Denmark	
<i>ECUADOR</i>	England	France (C)	Germany	
Ireland Republic	Italy	Japan (H)	Korea Republic (H)	
Mexico	Nigeria	Paraguay	Poland	
Portugal	Russia	Saudi Arabia	<i>SENEGAL</i>	
<i>SLOVENIA</i>	South Africa	Spain	Sweden	
Tunisia	Turkey	Uruguay	USA	

NEWCOMERS TO FINALS in upper case italics - (C) Defending champions automatically qualified - (H) Host country automatically qualified

## 1998 FIFA World Cup™ preliminary competition

### Recap FIFA World Cup™ 1998 Preliminary Competition

YEAR	TEAM ENTRIES	DID NOT PLAY	QUALIFIED*	TEAMS PLAYED°	MATCHES	GOALS	Ø
1998	174	4	2	168	643	1922	2.99

\*Qualified ex officio: defending champions Brazil and hosts France

°30 teams qualifying by preliminary competition

**This time round all previous records were shattered: 174 entries (with 168 actually playing), 643 matches and over 15 million spectators.**

Iran captured the headlines as the surprise team: they were trailing 2-0 in an AFC/OFC play-off in Australia but, to the consternation of 85,000 spectators in the Melbourne Cricket Ground, they pulled level and secured qualification. Already qualified were Korea Republic, now becoming regulars, and Saudi Arabia for the second time in a row. Earlier on, Iran had beaten the Maldives by the widest margin in World Cup history, running out 17-0 winners. Karim Bagheri scored seven of the total, also a new record.

In the European zone, play-offs were arranged between the second-placed teams in the groups for the first time. Norway, Italy, Spain, Germany and Romania came through undefeated, but even five wins and three draws was not enough to take Italy to the top of their group, which was won by England. Not unexpectedly, Croatia eliminated Ukraine, thus ensuring that one of Europe's new countries would be making a first appearance.

No fewer than 72 matches were played in South America, where the preliminary competition was held for the first time in a single group. The teams coming out on top were Argentina, Paraguay, Colombia (for the third time in succession) and Chile. Reigning World Champion Brazil qualified automatically.

In the CONCACAF zone, favourites Mexico and the USA were successful, encountering few problems along the way. Third place went to newcomers Jamaica, the Reggae Boyz thus confirming the progress they had made over the previous few years. In Africa, it was the established teams that made the running; qualifiers Nigeria, Cameroon, Tunisia and Morocco had all made it to the finals on previous occasions. The only new name was South Africa, but their success was hardly a surprise, in view of their victory in the Africa Cup of Nations in 1996.

Finalists FIFA World Cup™ 1998				32
Argentina	Austria	Belgium	Brazil (C)	
Bulgaria	Cameroon	Chile	Colombia	
<i>CROATIA</i>	Denmark	England	France (H)	
Germany	Iran	Italy	<i>JAMAICA</i>	
<i>JAPAN</i>	Korea Republic	Mexico	Morocco	
Netherlands	Nigeria	Norway	Paraguay	
Romania	Saudi Arabia	Scotland	<i>SOUTH AFRICA</i>	
Spain	Tunisia	USA	Yugoslavia	

*NEWCOMERS TO FINALS in upper case italics - (C) Defending champions qualified automatically - (H) Host country qualified automatically*

## 1994 FIFA World Cup™ preliminary competition

### Recap FIFA World Cup™ 1994 Preliminary Competition

YEAR	TEAM ENTRIES	DID NOT PLAY	QUALIFIED*	TEAMS PLAYED°	MATCHES	GOALS	Ø
1994	147	15	2	130	497	1446	2.91

\*Qualified ex officio: defending champions Germany FR and hosts USA

°22 teams qualifying by preliminary competition

**A field of close to 150 countries, nearly 500 matches and once again more goals than in the past twenty years - these were the figures of the biggest World Cup preliminary competition since its inception in the 1930.**

Two of Europe's big names failed to make the finals: England conceded an embarrassing goal after a few seconds in their final match in San Marino and although they won 7-1 in the end they were unable to overtake the Netherlands in the group, who qualified along with group winners Norway. In Group 6, France looked to be heading comfortably for the top spot two matches before the end, but lost surprisingly at home to Israel and were then beaten away by Bulgaria.

In South America, the only team to come through convincingly were Colombia, who remained undefeated in their group and finished ahead of Argentina. In the other group, Brazil and Bolivia only managed to secure definite qualification in their very last matches. Argentina were forced to qualify via a play-off against OFC winners Australia.

In Africa, Nigeria (for the first time), Morocco and Cameroon qualified, but all three had close battles against the second-placed teams in their groups. In a dramatic final round in Qatar, Saudi Arabia and South Korea qualified while Japan let a safe-looking qualification slip away from them by conceding a last-minute goal to Iraq. After slipping up in Costa Rica and El Salvador, Mexico earned their passage by beating their closest rivals Canada.

Finalists FIFA World Cup™ 1994				24
Argentina	Belgium	Bolivia	Brazil	
Bulgaria	Cameroon	Colombia	Germany (C)	
<i>GREECE</i>	Ireland Republic	Italy	Korea Republic	
Mexico	Morocco	Netherlands	<i>NIGERIA</i>	
Norway	Romania	Russia	<i>SAUDI ARABIA</i>	
Spain	Sweden	Switzerland	USA (H)	

*NEWCOMERS TO FINALS in upper case italics - (C) Defending champions, qualified automatically - (H) Host country, qualified automatically*

## 1990 FIFA World Cup™ preliminary competition

### Recap FIFA World Cup™ 1990 Preliminary Competition

YEAR	TEAM ENTRIES	DID NOT PLAY	QUALIFIED*	TEAMS PLAYED°	MATCHES	GOALS	Ø
1990	116	11	2	103	314	735	2.34

\*Qualified ex officio: defending champions Argentina and hosts Italy  
°22 teams qualifying by preliminary competition

**Italia 90 also attracted well over 100 entries for the preliminary round, although the total was slightly down on last time (103).**

The first qualifying match was in the Caribbean as usual, where Trinidad and Tobago defeated Guyana 4-0 on 17 April 1988. By an odd coincidence, it would also be Trinidad and Tobago who would play the last game in the preliminary round twenty months later. With a World Cup place within their reach, the island team lost against the USA in Port of Spain. The only goal of the match was scored by Paul Caligiuri and it earned the USA their first World Cup appearance for 40 years. Costa Rica (under coach Bora Milutinovic) won the other CONCACAF place (with Mexico being banned from taking part).

Europe's breakdown this time was into four groups with five teams and three groups with four; basically the top two teams in each group would qualify, with the exception of the poorest second team from the groups of four. A defeat in their last match against Romania put Denmark in this unfortunate position, and so the tournament was deprived of one of the most attractive sides of the 1986 competition. England and Germany FR both ended up second in their groups and that was enough. There were few other surprises, except for the case of France, for whom a 1-1 against Cyprus in Nicosia on 22 October 1988 came back to haunt them and saw Scotland finish a point ahead in the final ranking.

An unpleasant episode marred the South American preliminaries; during the match between Brazil and Chile, a firework landed close to the Chilean goalkeeper Rojas, who then feigned injury. His team refused to continue the match – they were a goal down at the time. But the scheme was quickly seen through, and the result was a long suspension for those involved and a ban for Chile from the 1994 FIFA World Cup™.

The usual long and drawn-out African qualifiers saw Egypt qualify for the first time since 1934, as well as Cameroon (who had been undefeated in 1982 in Spain). In an evenly matched battle between six teams in the final round in Asia, Korea Republic and UAE both emerged undefeated, with the Arabs' record of one win and four draws being enough to get them through.

Finalists FIFA World Cup™ 1990				24
Austria	Argentina (C)	Belgium	Brazil	
Cameroon	Colombia	<i>COSTA RICA</i>	Czechoslovakia	
Egypt	England	Germany FR	<i>IRELAND REPUBLIC</i>	
Italy (H)	Korea Republic	Netherlands	Romania	
Scotland	Soviet Union	Spain	Sweden	
<i>UNITED ARAB EMIRATES</i>	Uruguay	USA	Yugoslavia	

*NEWCOMERS TO FINALS in upper case italics - (C) Defending champions qualified automatically - (H) Host country qualified automatically*

## 1986 FIFA World Cup™ preliminary competition

### Recap FIFA World Cup™ 1986 Preliminary Competition

YEAR	TEAM ENTRIES	DID NOT PLAY	QUALIFIED*	TEAMS PLAYED°	MATCHES	GOALS	Ø
1986	121	9	2	110	308	801	2.60

\*Qualified ex officio: defending champions Italy and hosts Mexico

°22 teams qualifying by preliminary competition

#### **Once again there was a record number of entries (110), and fewer than ten withdrawals this time.**

From the three European groups of four, only the top team qualified directly. Scotland were one of the runners-up in these groups and had to play off against the OFC champions Australia. A 2-0 win at Hampden Park and a no-score draw down under saw the Scots through. A further place in the finals went to Belgium, whose outstanding team featuring Gerets, Scifo, Ceulemans and Vandenberg eliminated the Netherlands on away goals in a fantastic play-off. Nine months later, they would again impress in Mexico. England were the only team in the European zone to come through undefeated and their most notable triumph was an 8-0 win over Turkey in Istanbul.

The qualifying teams from South America included three previous World Cup winners: Uruguay, Brazil and Argentina, with Paraguay earning their place thanks to a clear home win over Chile in a play-off, their first success since 1958. The one available CONCACAF place (in addition to hosts Mexico) deservedly went to Canada, who were undefeated in all eight of their matches.

In the Africa zone, the format this time was a knockout competition, with home and away matches. Morocco and Algeria won all their home matches and qualified.

In Asia, it was Iraq who secured their country a place in the World Cup final competition for the first time. China's exit was almost tragic; despite four wins in six matches and a goal difference of 23-2, they suffered a totally unexpected home defeat against Hong Kong and lost the chance of playing Japan in the second round.

Finalists FIFA World Cup™ 1986				24
Algeria	Argentina	Belgium	Brazil	
Bulgaria	<i>CANADA</i>	<i>DENMARK</i>	England	
France	Germany FR	Hungary	<i>IRAQ</i>	
Italy (C)	Korea Republic	Mexico (H)	Morocco	
Northern Ireland	Paraguay	Poland	Portugal	
Scotland	Spain	Soviet Union	Uruguay	

*NEWCOMERS TO FINALS in upper case italics - (C) Defending champions qualified automatically - (H) Host country qualified automatically*

## 1982 FIFA World Cup™ preliminary competition

### Recap FIFA World Cup™ 1982 Preliminary Competition

YEAR	TEAM ENTRIES	DID NOT PLAY	QUALIFIED *	TEAMS PLAYED°	MATCHES	GOALS	Ø
1982	109	4	2	103	306	797	2.60

\*Qualified ex officio: defending champions Argentina and hosts Spain  
°22 teams qualifying by preliminary competition

#### **The first qualifying competition to feature more than 100 teams and more than 300 matches.**

Of all the teams that had ever won the World Cup, the only one missing the first tournament with 24 teams was Uruguay. Peru came through, and together with the undefeated Brazil and Chile completed the South American line-up. In Europe, qualification for all four British teams for the first time since 1958 looked a strong possibility. Wales just missed out in their group, with Czechoslovakia taking second place from them on goal difference, behind the dominant Soviet Union. Scotland and Northern Ireland left Sweden and Portugal in their wake. Germany FR's record was impeccable – eight wins and a goal difference of 33-3 putting them five points clear of Austria.



The African qualifiers saw Cameroon and Algeria come out on top, with both of these teams destined to hit the headlines during the final competition in Spain. In the final round of the CONCACAF qualifiers in Honduras, the host team secured first place and denied favourites Mexico their place in the final round with a goalless draw in the final match.

El Salvador won one more game and one more point than Mexico and earned the second ticket to Spain. China PR had never come as close to qualifying for a World Cup as they did on 10 January 1982, but they were thwarted in the last minute: New Zealand won the play-off between the two teams, who were level on points, and accompanied Kuwait, the group winners, to Spain.

Photo: Germany FR v. Bulgaria 4:0, 1982 FWC preliminary competition, Dusseldorf. Karl-Heinz Rummenigge (FRG) scores - ©FIFA archive

Finalists FIFA World Cup™ 1982				24
<i>ALGERIA</i>	Argentina (C)	Austria	Belgium	
Brazil	<i>CAMEROON</i>	Chile	Czechoslovakia	
El Salvador	England	France	Germany FR	
<i>HONDURAS</i>	Hungary	Italy	<i>KUWAIT</i>	
<i>NEW ZEALAND</i>	Northern Ireland	Peru	Poland	
Scotland	Soviet Union	Spain (H)	Yugoslavia	

NEWCOMERS TO FINALS in upper case italics - (C) Defending champions qualified automatically - (H) Host country qualified automatically

## 1978 FIFA World Cup™ preliminary competition

### Recap FIFA World Cup™ 1978 Preliminary Competition

YEAR	TEAM ENTRIES	DID NOT PLAY	QUALIFIED *	TEAMS PLAYED°	MATCHES	GOALS	Ø
1978	107	10	2	95	252	723	2.87

\*Qualified ex officio: defending champions Germany FR and hosts Argentina  
°14 teams qualifying by preliminary competition

**The number of entries passed the 100 mark for the first time (even if the actual total fell back to two figures after various withdrawals).**

Among the most prominent teams not to survive the qualifiers were Uruguay, who were eliminated in the South American preliminaries. England lost only once in their six matches, against Italy in Rome, but the Italians went through thanks to a better goal difference.

After almost 50 games in the Africa zone and a 4-1 win over Egypt, Tunisia earned their ticket to Argentina. They were probably the most fortunate of all, having overcome their very first opponent, Morocco, on penalties (4-2) after two drawn matches. In the Asia/Oceania zone, Iran set the pace, recording four convincing wins in the first phase and earning six wins in the final elimination round.

Finalists FIFA World Cup™ 1978				16
Argentina (H)	Austria	Brazil	France	
Germany FR (C)	Hungary	<i>IRAN</i>	Italy	
Mexico	Netherlands	Peru	Poland	
Scotland	Spain	Sweden	<i>TUNISIA</i>	

NEWCOMERS TO FINALS in upper case italics - (C) Defending champions qualified automatically - (H) Host country qualified automatically

## 1974 FIFA World Cup™ preliminary competition

### Recap FIFA World Cup™ 1974 Preliminary Competition

YEAR	TEAM ENTRIES	DID NOT PLAY	QUALIFIED*	TEAMS PLAYED°	MATCHES	GOALS	Ø
1974	99	7	2	90	226	620	2.74

\*Qualified ex officio: defending champions Brazil and hosts Germany FR  
°14 teams qualifying by preliminary competition

**The impressive statistics for the 1974 World Cup preliminary round showed 99 entries and over 200 qualifying matches for the first time, in the course of which a number of big-name European teams were knocked out.**

England faced Poland in their final match at Wembley, and a draw for the visitors was enough for them to earn qualification for the final round. The performance of Poland's goalkeeper Jan Tomaszewski has entered football's book of legends. After a draw in their first play-off match against Chile, the Soviet Union refused to travel to the Chilean capital for the return fixture for political reasons, and so, in accordance with the regulations, Chile were awarded victory.

In the North and Central America zone, a sensation occurred: playing at home in Port-au-Prince, Haiti took full advantage of the moment to overcome Mexico. In Africa, Zaire came through and qualified as the first sub-Saharan team for the World Cup final round. There was also a premiere in the Asia/Oceania zone. Australia played two matches against both Iran and Korea Republic, coming out on top and earning the OFC its first-ever appearance in the World Cup.

For the first time in the history of the FIFA World Cup™ preliminary competition, the average number of goals dropped below three.

Finalists FIFA World Cup™ 1974				16
Argentina	<i>AUSTRALIA</i>	Brazil (C)	Bulgaria	
Chile	<i>GERMAN DR</i>	Germany FR (H)	<i>HAITI</i>	
Italy	Netherlands	Poland	Scotland	
Sweden	Uruguay	Yugoslavia	<i>ZAIRE</i>	

*NEWCOMERS TO FINALS in upper case italics - (C) Defending champions qualified automatically - (H) Host country qualified automatically*



## 1970 FIFA World Cup™ preliminary competition

### Recap FIFA World Cup™ 1970 Preliminary Competition

YEAR	TEAM ENTRIES	DID NOT PLAY	QUALIFIED*	TEAMS PLAYED°	MATCHES	GOALS	Ø
1970	75	5	2	68	172	542	3.15

\*Qualified ex officio: defending champions England and hosts Mexico

°14 teams qualifying by preliminary competition

**Even though the number of entries showed no increase over 1966, the number of teams actually rose by one-third! The qualifying matches for the 1970 competition encompassed the whole world for the first time, with a total of 170 matches being played, involving 68 teams across the continents.**

No fewer than half of the quarter-finalists from 1966 fell by the wayside in this hotly contested elimination round (Portugal, Hungary, winners of the Olympic title in Mexico in 1968, Korea DPR and Argentina). A sad note was written in the history of the World Cup, when Honduras and El Salvador, between whom relationships had been hostile for several months, found themselves opposed to each other in a play-off match which ended in a bloody three-day battle. After this regrettable incident, it was El Salvador who qualified, after having played a total of ten matches.

In Africa, the format began to evolve into its present form, with knockout matches at the start and then group games in the decisive stage. Morocco became the first African team to qualify for the World Cup finals by means of an internal African elimination round. Egypt qualified in 1934 after playing against the team representing Palestine (at that time a British mandate – Hitachduth Eretz Yisraelit Lakadur Regel).

Finalists FIFA World Cup™ 1970				16
Belgium	Brazil	Bulgaria	Czechoslovakia	
<i>EL SALVADOR</i>	England (C)	Germany FR	Italy	
<i>ISRAEL</i>	Mexico (H)	<i>MOROCCO</i>	Peru	
Romania	Sweden	Soviet Union	Uruguay	

*NEWCOMERS TO FINALS in upper case italics - (C) Defending champions qualified automatically - (H) Host country qualified automatically*

## 1966 FIFA World Cup™ preliminary competition

### Recap FIFA World Cup™ 1966 Preliminary Competition

YEAR	TEAM ENTRIES	DID NOT PLAY	QUALIFIED*	TEAMS PLAYED°	MATCHES	GOALS	Ø
1966	74	21	2	51	127	393	3.09

\*Qualified ex officio: defending champions Brazil and hosts England

°14 teams qualifying by preliminary competition

**The course of world history (following the increasing pattern of de-colonialisation) was echoed clearly in the increasing number of entries for the World Cup in England, which passed the seventy mark for the first time.**

The number of recently independent states was the major factor behind this enlargement, which ended disappointingly from a sporting point of view. The fact that only one place was available for two entire continents led to a mass withdrawal. At the end only one applicant was left, but what a surprise they provided!

Little or nothing was known about the Korea DPR team. Three dozen players had apparently been assembled in 1962 in order to build up a strong national team in a systematic manner. They played a number of friendly matches, but little was heard about them in the West. Yet wins by 6-1 and 3-1 over Australia in the play-off matches gave a hint of how the North Koreans would perform in England.

Surprisingly, 1962 runners-up Czechoslovakia were eliminated in the UEFA qualifiers.

Finalists FIFA World Cup™ 1966				16
Argentina	Brazil (C)	Bulgaria	Chile	
England (H)	France	Germany FR	Hungary	
Italy	<i>KOREA DPR</i>	Mexico	<i>PORTUGAL</i>	
Soviet Union	Spain	Switzerland	Uruguay	

*NEWCOMERS TO FINALS in upper case italics - (C) Defending champions qualified automatically - (H) Host country qualified automatically*

## 1962 FIFA World Cup™ preliminary competition

### Recap FIFA World Cup™ 1962 Preliminary Competition

YEAR	TEAM ENTRIES	DID NOT PLAY	QUALIFIED*	TEAMS PLAYED°	MATCHES	GOALS	Ø
1962	56	5	2	49	92	325	3.54

\*Qualified ex officio: defending champions Brazil and hosts Chile

°14 teams qualifying by preliminary competition

**The number of entries only just surpassed the last competition, yet fewer than 100 matches were needed in the qualifying round to determine which 14 teams would get through.**

There was only one British representative this time round – England. Scotland had come close, but had lost a play-off against Czechoslovakia in Brussels. 1958 runners-up Sweden suffered the same fate in a close battle with Switzerland. France, winners of the bronze medal in Sweden in 1958, did not manage to overcome Bulgaria in the group games, injuries to Kopa, Fontaine and Piantoni weakening the team, and they had to play a decider against the same opponents in Milan. A French own goal settled the outcome in favour of Bulgaria.

No team of the African and Asian entries managed to qualify. The best African and Asian teams from their preliminary rounds, Morocco and Korea Republic, were beaten in play-off matches by Spain and Yugoslavia. Mexico was once again the team to qualify from CONCACAF, despite losing their opening match against Costa Rica.

Finalists FIFA World Cup™ 1962			16
Argentina	Brazil (C)	<i>BULGARIA</i>	Chile (H)
<i>COLOMBIA</i>	Czechoslovakia	England	Germany FR
Hungary	Italy	Mexico	Soviet Union
Spain	Switzerland	Uruguay	Yugoslavia

*NEWCOMERS TO FINALS in upper case italics - (C) Defending champions qualified automatically - (H) Host country qualified automatically*

## 1930 to 1958 FIFA World Cup™ preliminary competitions

***No qualifying matches were required for the 1930 World Cup finals in Uruguay. Indeed, given the global economic crisis at the time and the long voyage required, FIFA and the local organisers were happy to assemble a field of any kind for the event. In the end, 13 teams took part.***

Three years later, the first-ever World Cup qualifier was played in Stockholm. In a passionate game, held in mid-June, Sweden managed to see off Estonia 6-2 in a battle of the Baltic. In all, 27 teams entered the 1934 preliminary competition, contesting a total of 26 matches.

The preliminary competition for the 1938 World Cup was affected by the unstable political climate on the eve of World War II. The number of participating associations fell to 21 as a result and, in Austria, one of the teams that had qualified for the finals in France actually disappeared from the sporting map.

The fresh beginning immediately after the War had as big an impact on world football as on any other domain. A total of 18 associations took part in the qualifiers for the 1950 tournament. England won the British qualifiers to take their place in the finals in Brazil, yet their performances in South America did not bring the success they had hoped for.

The 1954 qualifiers saw a German domestic encounter when Germany FR curiously had to play the Saar, a region of the country that had gained independence shortly beforehand. Twenty years later, Saar coach Helmut Schön would lead the West Germans to the World Cup title.

Four years on, more than 80 matches were required to determine the 14 teams that would join the holders and the host nation in the 1958 final competition hosted by Sweden. This was also the last time that all four British associations managed to qualify for the World Cup.

### Recap FIFA World Cup™ 1958 Preliminary Competition

YEAR	TEAM ENTRIES	DID NOT PLAY	QUALIFIED*	TEAMS PLAYED <sup>o</sup>	MATCHES	GOALS	Ø
1958	55	7	2	46	89	341	3.83

\*Qualified ex officio: defending champions Germany FR and hosts Sweden

<sup>o</sup>14 teams qualifying by preliminary competition

Finalists FIFA World Cup™ 1958				16
Argentina	Austria	Brazil	Czechoslovakia	
England	France	Germany FR (C)	Hungary	
Mexico	<i>NORTHERN IRELAND</i>	Paraguay	Scotland	
Sweden (H)	<i>SOVIET UNION</i>	<i>WALES</i>	Yugoslavia	

*NEWCOMERS TO FINALS in upper case italics - (C) Defending champions qualified automatically - (H) Host country qualified automatically*

### Recap FIFA World Cup™ 1954 Preliminary Competition

YEAR	TEAM ENTRIES	DID NOT PLAY	QUALIFIED*	TEAMS PLAYED <sup>o</sup>	MATCHES	GOALS	Ø
1954	45	10	2	33	57	208	3.65

\*Qualified ex officio: defending champions Uruguay and hosts Switzerland  
<sup>o</sup>14 teams qualifying by preliminary competition

Finalists FIFA World Cup™ 1954				16
Austria	Belgium	Brazil	Czechoslovakia	
England	France	Germany FR	Hungary (N)	
Italy	<i>KOREA REPUBLIC</i>	Mexico	<i>SCOTLAND</i>	
Switzerland (H)	<i>TURKEY</i>	Uruguay (C)	<i>Yugoslavia</i>	

NEWCOMERS TO FINALS in upper case italics - (N) did not play in qualifiers - (C) Defending champions qualified automatically - (H) Host country qualified automatically

### Recap FIFA World Cup™ 1950 Preliminary Competition

YEAR	TEAM ENTRIES	DID NOT PLAY	QUALIFIED*	TEAMS PLAYED <sup>o</sup>	MATCHES	GOALS	Ø
1950	34	13	2	18	26	121	4.65

\*Qualified ex officio: defending champions Italy and hosts Brazil  
<sup>o</sup>14 teams qualifying by preliminary competition

Finalists FIFA World Cup™ 1950				13
Bolivia (N)	Brazil (H)	Chile (N)	<i>ENGLAND</i>	
Italy (C)	Mexico	Paraguay (N)	Spain	
Sweden	Switzerland	Uruguay (N)	USA	
Yugoslavia				

NEWCOMERS TO FINALS in upper case italics - (N) did not play in qualifiers - (C) Defending champions qualified automatically - (H) Host country qualified automatically

### Recap FIFA World Cup™ 1938 Preliminary Competition

YEAR	TEAM ENTRIES	DID NOT PLAY	QUALIFIED*	TEAMS PLAYED°	MATCHES	GOALS	Ø
1938	37	14	2	21	22	96	4.36

\*Qualified ex officio: defending champions Italy and hosts France  
°13 teams qualifying by preliminary competition

Finalists FIFA World Cup™ 1938				15
Belgium	Brazil (N)	CUBA (N)	Czechoslovakia	
<i>DUTCH EAST INDIES (N)</i>	France (H)	Germany	Hungary	
Italy (C)	Netherlands	<i>NORWAY</i>	<i>POLAND</i>	
Romania (N)	Sweden	Switzerland		

NEWCOMERS TO FINALS in upper case italics - (N) did not play in qualifiers - (C) Defending champions qualified automatically - (H) Host country qualified automatically

### Recap FIFA World Cup™ 1934 Preliminary Competition

YEAR	TEAM ENTRIES	DID NOT PLAY	QUALIFIED*	TEAMS PLAYED°	MATCHES	GOALS	Ø
1934	32	5	0	27	27	141	5.22

\*Qualified ex officio: defending champions Uruguay declined to participate, hosts Italy also had to qualify  
°16 teams qualifying by preliminary competition

Finalists FIFA World Cup™ 1934				16
Argentina (N)	<i>AUSTRIA</i>	Belgium	Brazil (N)	
<i>CZECHOSLOVAKIA</i>	<i>EGYPT</i>	France	<i>GERMANY</i>	
<i>HUNGARY</i>	<i>ITALY (H)</i>	<i>NETHERLANDS</i>	Romania	
<i>SPAIN</i>	<i>SWEDEN</i>	<i>SWITZERLAND</i>	USA	

NEWCOMERS TO FINALS in upper case italics - (H) Host country - (N) did not play in qualifiers

### Recap FIFA World Cup™ 1930 Preliminary Competition

Finalists FIFA World Cup™ 1930				13
Argentina	Belgium	Bolivia	Brazil	
Chile	France	Mexico	Paraguay	
Peru	Romania	USA	Uruguay (H)	
Yugoslavia				

(H) Host country

## All-time overview of teams in the preliminary competitions

In alphabetical order

(Status prior FWC 2018 preliminaries)

Team	MP	W	D	L	GF	GA	Conf
Afghanistan	6	0	1	5	2	21	4
Albania	94	14	13	67	62	175	1
Algeria	81	38	21	22	111	79	5
American Samoa	15	1	1	13	5	132	6
Andorra	42	1	2	39	12	139	1
Angola	59	24	22	13	78	53	5
Anguilla	8	0	1	7	2	33	3
Antigua and Barbuda	38	11	5	22	60	87	3
Argentina	118	68	29	21	216	111	2
Armenia	52	8	13	31	42	96	1
Aruba	12	2	1	9	18	37	3
Australia	119	68	30	21	311	95	4
<i>Australia</i>	<i>91</i>	<i>51</i>	<i>23</i>	<i>17</i>	<i>267</i>	<i>79</i>	<i>6</i>
<i>Australia</i>	<i>28</i>	<i>17</i>	<i>7</i>	<i>4</i>	<i>44</i>	<i>16</i>	<i>4</i>
Austria	113	55	25	33	198	124	1
Azerbaijan	48	4	13	31	19	85	1
Bahamas	12	4	3	5	20	35	3
Bahrain	80	28	25	27	95	84	4
Bangladesh	40	9	4	27	31	90	4
Barbados	33	8	4	21	29	69	3
Belarus	48	12	10	26	55	76	1
Belgium	123	68	24	31	234	135	1
Belize	20	5	3	12	25	48	3
Benin	42	12	7	23	44	86	5
Bermuda	32	13	8	11	68	45	3
Bolivia	132	35	27	70	161	246	2
Bosnia and Herzegovina	48	23	8	17	88	56	1
Botswana	30	7	5	18	26	48	5
Brazil	92	56	25	11	199	59	2
British Virgin Islands	8	0	2	6	5	31	3
Brunei Darussalam	12	0	0	12	2	57	4
Bulgaria	119	56	26	37	195	158	1
Burkina Faso	53	23	7	23	76	73	5
Burundi	16	5	3	8	12	20	5
Cambodia	16	1	2	13	11	62	4
Cameroon	79	49	17	13	134	57	5
Canada	107	43	32	32	146	127	3
Cape Verde Islands	26	10	3	13	28	33	5
Cayman Islands	14	0	3	11	5	34	3

Team	MP	W	D	L	GF	GA	Conf
Central African Republic	8	1	0	7	6	16	5
Chad	12	4	1	7	12	17	5
Chile	128	53	27	48	191	168	2
China PR	90	58	11	21	195	63	4
Chinese Taipei	50	5	4	41	28	180	4
<i>Chinese Taipei</i>	<i>38</i>	<i>4</i>	<i>1</i>	<i>33</i>	<i>22</i>	<i>155</i>	<i>4</i>
<i>Taiwan</i>	<i>12</i>	<i>1</i>	<i>3</i>	<i>8</i>	<i>6</i>	<i>25</i>	<i>4</i>
Colombia	134	50	40	44	159	140	2
Comoros	4	0	0	4	3	15	5
Congo	54	19	11	24	59	67	5
Congo DR	69	31	16	22	112	77	5
<i>Congo DR</i>	<i>42</i>	<i>16</i>	<i>11</i>	<i>15</i>	<i>67</i>	<i>49</i>	<i>5</i>
<i>Zaire</i>	<i>27</i>	<i>15</i>	<i>5</i>	<i>7</i>	<i>45</i>	<i>28</i>	<i>5</i>
Cook Islands	16	0	1	15	8	60	6
Costa Rica	156	76	38	42	270	165	3
Cote d'Ivoire	71	38	23	10	134	62	5
Croatia	50	29	15	6	89	42	1
Cuba	66	20	18	28	84	101	3
Curacao	54	12	15	27	48	110	3
<i>Curacao</i>	<i>9</i>	<i>3</i>	<i>1</i>	<i>5</i>	<i>19</i>	<i>22</i>	<i>3</i>
<i>Netherlands Antilles</i>	<i>45</i>	<i>9</i>	<i>14</i>	<i>22</i>	<i>29</i>	<i>88</i>	<i>3</i>
Cyprus	104	12	12	80	78	281	1
Czech Republic	127	70	26	31	247	106	1
<i>Czech Republic</i>	<i>56</i>	<i>30</i>	<i>10</i>	<i>16</i>	<i>103</i>	<i>43</i>	<i>1</i>
<i>Czechoslovakia</i>	<i>61</i>	<i>36</i>	<i>11</i>	<i>14</i>	<i>123</i>	<i>54</i>	<i>1</i>
<i>RCS</i>	<i>10</i>	<i>4</i>	<i>5</i>	<i>1</i>	<i>21</i>	<i>9</i>	<i>1</i>
Denmark	110	51	27	32	187	132	1
Djibouti	11	1	1	9	5	48	5
Dominica	16	2	3	11	12	46	3
Dominican Republic	27	10	5	12	41	45	3
Ecuador	125	41	31	53	143	173	2
Egypt	86	48	18	20	155	85	5
El Salvador	130	60	25	45	221	152	3
England	102	68	23	11	257	64	1
Equatorial Guinea	18	3	2	13	16	34	5
Eritrea	6	0	3	3	2	11	5
Estonia	66	13	9	44	52	147	1
Ethiopia	41	11	10	20	48	64	5
Faroe Islands	60	5	4	51	30	168	1
Fiji	45	18	9	18	88	84	6
Finland	117	30	19	68	124	270	1
France	101	58	21	22	198	82	1
FYR Macedonia	50	11	10	29	56	87	1



Team	MP	W	D	L	GF	GA	Conf
Gabon	49	19	8	22	54	57	5
Gambia	22	6	5	11	18	33	5
Georgia	46	9	11	26	43	75	1
German DR	47	22	8	17	87	65	1
Germany	84	64	18	2	249	66	1
<i>Germany</i>	<i>44</i>	<i>33</i>	<i>10</i>	<i>1</i>	<i>124</i>	<i>38</i>	<i>1</i>
<i>Germany FR</i>	<i>40</i>	<i>31</i>	<i>8</i>	<i>1</i>	<i>125</i>	<i>28</i>	<i>1</i>
Ghana	75	38	17	20	123	61	5
Greece	116	49	24	43	141	161	1
Grenada	21	6	3	12	46	47	3
Guam	2	0	0	2	0	35	4
Guatemala	112	44	29	39	173	139	3
Guinea	70	34	11	25	112	86	5
Guinea-Bissau	10	1	3	6	6	15	5
Guyana	32	7	4	21	30	75	3
Haiti	82	36	16	30	144	115	3
Honduras	132	64	33	35	236	145	3
Hong Kong	65	19	12	34	78	123	4
Hungary	112	54	25	33	202	149	1
Iceland	96	21	18	57	100	208	1
India	33	8	10	15	36	69	4
Indonesia	71	19	16	36	87	143	4
Iran	110	66	28	16	231	76	4
Iraq	85	42	19	24	177	85	4
Israel	112	36	34	42	156	163	1
Italy	97	67	23	7	200	60	1
Jamaica	96	35	26	35	109	119	3
Japan	102	55	23	24	203	78	4
Jordan	62	23	13	26	84	85	4
Kazakhstan	50	12	8	30	65	102	1
Kenya	64	21	15	28	71	87	5
Korea DPR	75	34	18	23	102	69	4
Korea Republic	117	70	33	14	226	76	4
Kuwait	85	45	13	27	148	82	4
Kyrgyzstan	23	8	2	13	28	41	4
Laos	18	2	2	14	17	95	4
Latvia	65	17	14	34	75	112	1
Lebanon	48	16	12	20	75	71	4
Lesotho	22	2	6	14	13	50	5
Liberia	55	14	11	30	37	82	5
Libya	49	18	12	19	55	52	5
Liechtenstein	50	2	6	42	22	146	1
Lithuania	63	16	13	34	52	91	1

Team	MP	W	D	L	GF	GA	Conf
Luxembourg	124	4	7	113	61	407	1
Macau	33	3	1	29	14	161	4
Madagascar	33	11	7	15	38	44	5
Malawi	57	13	17	27	56	82	5
Malaysia	51	15	13	23	66	81	4
Maldives	24	5	2	17	28	100	4
Mali	32	13	7	12	46	41	5
Malta	92	2	9	81	30	275	1
Mauritania	14	1	2	11	7	33	5
Mauritius	16	1	2	13	12	44	5
Mexico	159	102	33	24	407	118	3
Moldova	48	5	10	33	31	92	1
Mongolia	12	1	1	10	5	46	4
Montenegro	20	5	9	6	27	31	1
Montserrat	7	0	0	7	5	41	3
Morocco	104	48	35	21	140	79	5
Mozambique	32	7	8	17	29	49	5
Myanmar	6	1	0	5	2	17	4
Namibia	39	8	8	23	34	79	5
Nepal	28	4	3	21	23	98	4
Netherlands	115	76	23	16	275	81	1
New Caledonia	26	15	4	7	73	28	6
New Zealand	83	45	14	24	197	93	6
Nicaragua	16	2	1	13	10	39	3
Niger	26	7	4	15	21	45	5
Nigeria	96	53	27	16	162	74	5
Northern Ireland	122	37	34	51	132	154	1
Norway	116	40	29	47	153	162	1
Oman	62	25	17	20	104	63	4
Pakistan	28	0	3	25	11	115	4
Palestine	22	5	4	13	27	46	4
Panama	78	21	17	40	88	142	3
Papua New Guinea	13	4	3	6	24	23	6
Paraguay	136	59	27	50	182	164	2
Peru	129	35	31	63	135	185	2
Philippines	13	1	2	10	8	45	4
Poland	106	52	20	34	200	127	1
Portugal	129	67	33	29	230	135	1
Puerto Rico	23	4	6	13	21	53	3
Qatar	94	41	21	32	144	102	4
Republic of Ireland	127	50	37	40	182	157	1
<i>Republic of Ireland</i>	<i>123</i>	<i>50</i>	<i>35</i>	<i>38</i>	<i>171</i>	<i>142</i>	<i>1</i>
<i>Irish Free State</i>	<i>4</i>	<i>0</i>	<i>2</i>	<i>2</i>	<i>11</i>	<i>15</i>	<i>1</i>

Team	MP	W	D	L	GF	GA	Conf
Romania	118	64	22	32	211	124	1
Russia	115	73	23	19	227	75	1
<i>Russia</i>	<i>62</i>	<i>38</i>	<i>14</i>	<i>10</i>	<i>117</i>	<i>41</i>	<i>1</i>
<i>Soviet Union</i>	<i>53</i>	<i>35</i>	<i>9</i>	<i>9</i>	<i>110</i>	<i>34</i>	<i>1</i>
Rwanda	35	7	9	19	30	51	5
Saar	4	1	1	2	4	8	1
Samoa	20	7	1	12	31	66	6
<i>Samoa</i>	<i>18</i>	<i>6</i>	<i>1</i>	<i>11</i>	<i>29</i>	<i>64</i>	<i>6</i>
<i>Western Samoa</i>	<i>2</i>	<i>1</i>	<i>0</i>	<i>1</i>	<i>2</i>	<i>2</i>	<i>6</i>
San Marino	56	0	2	54	9	259	1
Sao Tome e Principe	6	1	1	4	3	19	5
Saudi Arabia	100	56	25	19	187	79	4
Scotland	115	57	25	33	175	124	1
Senegal	55	21	19	15	75	51	5
Serbia	118	69	28	21	249	104	1
<i>Serbia</i>	<i>20</i>	<i>11</i>	<i>3</i>	<i>6</i>	<i>40</i>	<i>19</i>	<i>1</i>
<i>Serbia and Montenegro</i>	<i>10</i>	<i>6</i>	<i>4</i>	<i>0</i>	<i>16</i>	<i>1</i>	<i>1</i>
<i>Yugoslavia</i>	<i>88</i>	<i>52</i>	<i>21</i>	<i>15</i>	<i>193</i>	<i>84</i>	<i>1</i>
Seychelles	12	0	2	10	6	33	5
Sierra Leone	43	10	9	24	37	67	5
Singapore	60	16	9	35	65	112	4
Slovakia	54	26	14	14	93	57	1
Slovenia	52	21	12	19	69	61	1
Solomon Islands	44	17	8	19	101	95	6
Somalia	9	0	3	6	1	20	5
South Africa	42	25	7	10	55	34	5
Spain	107	72	24	11	240	73	1
Sri Lanka	29	3	6	20	20	72	4
St. Kitts and Nevis	26	9	7	10	49	44	3
St. Lucia	22	6	1	15	28	57	3
St. Vincent and the Grenadines	48	13	6	29	62	128	3
Sudan	62	15	17	30	56	98	5
Suriname	63	19	14	30	90	107	3
Swaziland	15	2	3	10	7	36	5
Sweden	119	73	19	27	240	112	1
Switzerland	120	54	32	34	181	139	1
Syria	64	27	15	22	137	75	4
Tahiti	35	14	5	16	51	73	6
Tajikistan	28	12	5	11	54	35	4
Tanzania	33	7	10	16	34	45	5
Thailand	73	20	14	39	96	126	4
Timor-Leste	4	0	0	4	4	18	4
Togo	61	21	14	26	68	82	5

Team	MP	W	D	L	GF	GA	Conf
Tonga	19	7	1	11	22	74	6
Trinidad and Tobago	121	50	25	46	181	155	3
Tunisia	96	51	26	19	165	78	5
Turkey	118	43	21	54	162	174	1
Turkmenistan	32	13	4	15	54	48	4
Turks and Caicos Islands	8	1	0	7	2	34	3
Uganda	34	11	6	17	34	55	5
Ukraine	60	30	20	10	95	43	1
United Arab Emirates	79	33	17	29	126	94	4
Uruguay	136	60	38	38	186	144	2
US Virgin Islands	13	2	0	11	7	76	3
USA	138	70	32	36	229	165	3
Uzbekistan	76	38	18	20	151	81	4
Vanuatu	34	11	3	20	73	81	6
Venezuela	122	23	19	80	101	279	2
Vietnam	35	9	2	24	36	73	4
Wales	110	33	21	56	138	164	1
Yemen	40	10	10	20	47	62	4
Yemen PDR	2	0	1	1	4	7	4
Zambia	90	43	18	29	139	82	5
Zimbabwe	63	21	16	26	63	80	5
<i>Zimbabwe</i>	<i>60</i>	<i>21</i>	<i>14</i>	<i>25</i>	<i>61</i>	<i>76</i>	<i>5</i>
<i>Rhodesia</i>	<i>3</i>	<i>0</i>	<i>2</i>	<i>1</i>	<i>2</i>	<i>4</i>	<i>5</i>

Overall matches played 6,448 Overall goals scored 18,791 Avg. goals per match 2.91

MP Matches played W/D/L Wins / Draws / Losses GF / GA Goals for / Goals against

**Conf**      **Confederation**  
 1      UEFA  
 2      CONMEBOL  
 3      CONCACAF  
 4      AFC  
 5      CAF  
 6      OFC



Photo: England - Romania 0:0, FWC preliminary competition 1982 in London, ENG. Laurie Cunningham (ENG) tries to find his way past two opponents – ©FIFA Archive

## Played qualifying matches for the 2018 FIFA World Cup™

### North, Central American and Caribbean Zone

Round One - First Leg			
Date	Match	Result	City (Country)
25.03.2015	Bahamas - Bermuda	0:5 (0:3)	NASSAU (BAH)
26.03.2015	British Virgin Islands - Dominica	2:3 (1:1)	ROSEAU (DMA)
22.03.2015	Barbados - US Virgin Islands	0:1 (0:1)	WATERFORD (BRB)
23.03.2015	St. Kitts and Nevis - Turks and Caicos Islands	6:2 (3:1)	BASSETERRE (SKN)
23.03.2015	Nicaragua - Anguilla	5:0 (4:0)	MANAGUA (NCA)
25.03.2015	Belize - Cayman Islands	0:0	BELMOPAN (BLZ)
27.03.2015	Curacao - Montserrat	2:1 (2:1)	WILLEMSTAD (CUW)
Round One - Second Leg			
29.03.2015	Bermuda - Bahamas	3:0 (0:0)	HAMILTON (BER)
29.03.2015	Dominica - British Virgin Islands	0:0	ROSEAU (DMA)
26.03.2015	US Virgin Islands - Barbados	0:4 (0:2)	CHARLOTTE AMALIE (VIR)
26.03.2015	Turks and Caicos Islands - St. Kitts and Nevis	2:6 (2:3)	PROVIDENCIALES (TCA)
29.03.2015	Anguilla - Nicaragua	0:3 (0:2)	THE VALLEY (AIA)
29.03.2015	Cayman Islands - Belize	1:1 (1:1)	GEORGE TOWN (CAY)
31.03.2015	Montserrat - Curacao	2:2 (0:1)	ST. JOHN'S (MSR)
Round Two - First Leg			
10.06.2015	St. Vincent and the Grenadines - Guyana	2:2 (0:1)	ARNOS VALE (VIN)
10.06.2015	Antigua and Barbuda - St. Lucia	1:3 (1:1)	ST. JOHN'S (ATG)
12.06.2015	Puerto Rico - Grenada	1:0 (1:0)	BAYAMON (PUR)
11.06.2015	Dominica - Canada	0:2 (0:1)	ROSEAU (DMA)
11.06.2015	Dominican Republic - Belize	1:2 (0:1)	SANTO DOMINGO (DOM)
12.06.2015	Guatemala - Bermuda	0:0	GUATEMALA CITY (GUA)
10.06.2015	Aruba - Barbados	0:2 (0:2)	ORANJESTAD (ARU)
11.06.2015	St. Kitts and Nevis - El Salvador	2:2 (0:1)	BASSETERRE (SKN)
10.06.2015	Curacao - Cuba	0:0	WILLEMSTAD (CUW)
07.06.2015	Nicaragua - Suriname	1:0 (1:0)	MANAGUA (NCA)
Round Two - Second Leg			
14.06.2015	Guyana - St. Vincent and the Grenadines	4:4 (1:2)	GEORGETOWN (GUY)
14.06.2015	St. Lucia - Antigua and Barbuda	1:4 (0:0)	ST. JOHN'S (ATG)
16.06.2015	Grenada - Puerto Rico	2:0 (1:0)	ST. GEORGE'S (GRN)
16.06.2015	Canada - Dominica	4:0 (2:0)	TORONTO (CAN)
14.06.2015	Belize - Dominican Republic	3:0 (2:0)	BELMOPAN (BLZ)
15.06.2015	Bermuda - Guatemala	0:1 (0:1)	HAMILTON (BER)
14.06.2015*	Barbados - Aruba	0:3	BRIDGETOWN (BRB)
16.06.2015	El Salvador - St. Kitts and Nevis	4:1 (1:0)	SAN SALVADOR (SLV)
14.06.2015	Cuba - Curacao	1:1 (1:1)	HAVANA (CUB)
16.06.2015	Suriname - Nicaragua	1:3 (1:1)	PARAMARIBO (SUR)

\*Due to a fielding of an ineligible player the match was declared to be forfeited and awarded 0-3 in favour of Aruba

## Asian Zone / Round One

First Leg			
Date	Match	Result	City (Country)
12.03.2015	India - Nepal	2:0 (0:0)	GUWAHATI (IND)
12.03.2015	Yemen - Pakistan	3:1 (1:0)	DOHA (QAT)
12.03.2015	Timor-Leste - Mongolia	4:1 (2:0)	DILI (TLS)
12.03.2015	Cambodia - Macau	3:0 (0:0)	PHNOM PENH (CAM)
12.03.2015	Chinese Taipei - Brunei Darussalam	0:1 (0:1)	KAOHSIUNG (TPE)
12.03.2015	Sri Lanka - Bhutan	0:1 (0:0)	COLOMBO (SRI)
Second Leg			
Date	Match	Result	City (Country)
17.03.2015	Nepal - India	0:0	KATHMANDU (NEP)
23.03.2015	Pakistan - Yemen	0:0	ISA TOWN (BHR)
17.03.2015	Mongolia - Timor-Leste	0:1 (0:1)	ULAAN-BAATAR (MNG)
17.03.2015	Macau - Cambodia	1:1 (0:1)	MACAU (MAC)
17.03.2015	Brunei Darussalam - Chinese Taipei	0:2 (0:1)	BANDAR SERI BEGAWAN (BRU)
17.03.2015	Bhutan - Sri Lanka	2:1 (1:1)	THIMPHU (BHU)

## Asian Zone / Round Two

Group A			
Date	Match	Result	City (Country)
11.06.2015	Malaysia - Timor-Leste	1:1 (1:0)	KUALA LUMPUR (MAS)
11.06.2015	Saudi Arabia - Palestine	3:2 (1:0)	DAMMAM (KSA)
16.06.2015	Timor-Leste - United Arab Emirates	0:1 (0:0)	SHAH ALAM (MAS)
16.06.2015	Malaysia - Palestine	0:6 (0:3)	KUALA LUMPUR (MAS)
03.09.2015	Saudi Arabia - Timor-Leste		TBA
03.09.2015	United Arab Emirates - Malaysia		TBA
08.09.2015	Malaysia - Saudi Arabia		TBA
08.09.2015	Palestine - United Arab Emirates		TBA
08.10.2015	Saudi Arabia - United Arab Emirates		TBA
08.10.2015	Timor-Leste - Palestine		TBA
13.10.2015	Palestine - Saudi Arabia		TBA
13.10.2015	Timor-Leste - Malaysia		TBA
12.11.2015	Palestine - Malaysia		TBA
12.11.2015	United Arab Emirates - Timor-Leste		TBA
17.11.2015	Malaysia - United Arab Emirates		TBA
17.11.2015	Timor-Leste - Saudi Arabia		TBA
24.03.2016	Saudi Arabia - Malaysia		TBA
24.03.2016	United Arab Emirates - Palestine		TBA
29.03.2016	Palestine - Timor-Leste		TBA
29.03.2016	United Arab Emirates - Saudi Arabia		TBA

*Asian Zone / Round Two continued*

<b>Group B</b>			
<b>Date</b>	<b>Match</b>	<b>Result</b>	<b>City (Country)</b>
11.06.2015	Bangladesh - Kyrgyzstan	1:3 (1:3)	DHAKA (BAN)
11.06.2015	Tajikistan - Jordan	1:3 (0:1)	DUSHANBE (TJK)
16.06.2015	Bangladesh - Tajikistan	1:1 (0:0)	DHAKA (BAN)
16.06.2015	Kyrgyzstan - Australia	1:2 (0:1)	BISHKEK (KGZ)
03.09.2015	Australia - Bangladesh		TBA
03.09.2015	Jordan - Kyrgyzstan		TBA
08.09.2015	Bangladesh - Jordan		TBA
08.09.2015	Tajikistan - Australia		TBA
08.10.2015	Jordan - Australia		TBA
08.10.2015	Kyrgyzstan - Tajikistan		TBA
13.10.2015	Jordan - Tajikistan		TBA
13.10.2015	Kyrgyzstan - Bangladesh		TBA
12.11.2015	Australia - Kyrgyzstan		TBA
12.11.2015	Tajikistan - Bangladesh		TBA
17.11.2015	Bangladesh - Australia		TBA
17.11.2015	Kyrgyzstan - Jordan		TBA
24.03.2016	Australia - Tajikistan		TBA
24.03.2016	Jordan - Bangladesh		TBA
29.03.2016	Australia - Jordan		TBA
29.03.2016	Tajikistan - Kyrgyzstan		TBA
<b>Group C</b>			
<b>Date</b>	<b>Match</b>	<b>Result</b>	<b>City (Country)</b>
11.06.2015	Hong Kong - Bhutan	7:0 (4:0)	HONG KONG (HKG)
11.06.2015	Maldives - Qatar	0:1 (0:0)	MALE (MDV)
16.06.2015	Bhutan - China PR	0:6 (0:1)	THIMPHU (BHU)
16.06.2015	Hong Kong - Maldives	2:0 (0:0)	HONG KONG (HKG)
03.09.2015	China PR - Hong Kong		TBA
03.09.2015	Qatar - Bhutan		TBA
08.09.2015	Hong Kong - Qatar		TBA
08.09.2015	Maldives - China PR		TBA
08.10.2015	Bhutan - Maldives		TBA
08.10.2015	Qatar - China PR		TBA
13.10.2015	Bhutan - Hong Kong		TBA
13.10.2015	Qatar - Maldives		TBA
12.11.2015	China PR - Bhutan		TBA
12.11.2015	Maldives - Hong Kong		TBA
17.11.2015	Bhutan - Qatar		TBA
17.11.2015	Hong Kong - China PR		TBA
24.03.2016	China PR - Maldives		TBA
24.03.2016	Qatar - Hong Kong		TBA
29.03.2016	China PR - Qatar		TBA
29.03.2016	Maldives - Bhutan		TBA

*Asian Zone / Round Two continued*

<b>Group D</b>			
<b>Date</b>	<b>Match</b>	<b>Result</b>	<b>City (Country)</b>
11.06.2015	Guam - Turkmenistan	1:0 (1:0)	HARMON (GUM)
11.06.2015	India - Oman	1:2 (1:2)	BANGALORE (IND)
16.06.2015	Guam - India	2:1 (1:0)	HARMON (GUM)
16.06.2015	Turkmenistan - Iran	1:1 (1:1)	DASHOGUZ (TKM)
03.09.2015	Iran - Guam		TBA
03.09.2015	Oman - Turkmenistan		TBA
08.09.2015	Guam - Oman		TBA
08.09.2015	India - Iran		TBA
08.10.2015	Oman - Iran		TBA
08.10.2015	Turkmenistan - India		TBA
13.10.2015	Oman - India		TBA
13.10.2015	Turkmenistan - Guam		TBA
12.11.2015	India - Guam		TBA
12.11.2015	Iran - Turkmenistan		TBA
17.11.2015	Guam - Iran		TBA
17.11.2015	Turkmenistan - Oman		TBA
24.03.2016	Iran - India		TBA
24.03.2016	Oman - Guam		TBA
29.03.2016	India - Turkmenistan		TBA
29.03.2016	Iran - Oman		TBA
<b>Group E</b>			
<b>Date</b>	<b>Match</b>	<b>Result</b>	<b>City (Country)</b>
11.06.2015	Cambodia - Singapore	0:4 (0:3)	PHNOM PENH (CAM)
11.06.2015	Afghanistan - Syria	0:6 (0:3)	MASHAD (IRN)
16.06.2015	Cambodia - Afghanistan	0:1 (0:0)	PHNOM PENH (CAM)
16.06.2015	Japan - Singapore	0:0	SAITAMA (JPN)
03.09.2015	Japan - Cambodia		TBA
03.09.2015	Syria - Singapore		TBA
08.09.2015	Afghanistan - Japan		TBA
08.09.2015	Cambodia - Syria		TBA
08.10.2015	Singapore - Afghanistan		TBA
08.10.2015	Syria - Japan		TBA
13.10.2015	Singapore - Cambodia		TBA
13.10.2015	Syria - Afghanistan		TBA
12.11.2015	Afghanistan - Cambodia		TBA
12.11.2015	Singapore - Japan		TBA
17.11.2015	Cambodia - Japan		TBA
17.11.2015	Singapore - Syria		TBA
24.03.2016	Japan - Afghanistan		TBA
24.03.2016	Syria - Cambodia		TBA
29.03.2016	Afghanistan - Singapore		TBA
29.03.2016	Japan - Syria		TBA



*Asian Zone / Round Two continued*

<b>Group F</b>			
<b>Date</b>	<b>Match</b>	<b>Result</b>	<b>City (Country)</b>
24.05.2015	Thailand - Vietnam	1:0 (0:0)	BANGKOK (THA)
16.06.2015	Chinese Taipei - Thailand	0:2 (0:2)	TAIPEI CITY (TPE)
03.09.2015	Iraq - Chinese Taipei		TBA
08.09.2015	Thailand - Iraq		TBA
08.09.2015	Chinese Taipei - Vietnam		TBA
08.10.2015	Vietnam - Iraq		TBA
13.10.2015	Vietnam - Thailand		TBA
12.11.2015	Thailand - Chinese Taipei		TBA
17.11.2015	Chinese Taipei - Iraq		TBA
24.03.2016	Iraq - Thailand		TBA
24.03.2016	Vietnam - Chinese Taipei		TBA
29.03.2016	Iraq - Vietnam		TBA
<b>Group G</b>			
<b>Date</b>	<b>Match</b>	<b>Result</b>	<b>City (Country)</b>
11.06.2015	Lebanon - Kuwait	0:1 (0:0)	SAIDA (LIB)
11.06.2015	Laos - Myanmar	2:2 (0:1)	VIENTIANE (LAO)
16.06.2015	Laos - Lebanon	0:2 (0:1)	VIENTIANE (LAO)
16.06.2015	Myanmar - Korea Republic	0:2 (0:1)	BANGKOK (THA)
03.09.2015	Korea Republic - Laos		TBA
03.09.2015	Kuwait - Myanmar		TBA
08.09.2015	Laos - Kuwait		TBA
08.09.2015	Lebanon - Korea Republic		TBA
08.10.2015	Kuwait - Korea Republic		TBA
08.10.2015	Myanmar - Lebanon		TBA
13.10.2015	Kuwait - Lebanon		TBA
13.10.2015	Myanmar - Laos		TBA
12.11.2015	Korea Republic - Myanmar		TBA
12.11.2015	Lebanon - Laos		TBA
17.11.2015	Laos - Korea Republic		TBA
17.11.2015	Myanmar - Kuwait		TBA
24.03.2016	Korea Republic - Lebanon		TBA
24.03.2016	Kuwait - Laos		TBA
29.03.2016	Korea Republic - Kuwait		TBA
29.03.2016	Lebanon - Myanmar		TBA

*Asian Zone / Round Two continued*

Group H			
Date	Match	Result	City (Country)
11.06.2015	Yemen - Korea DPR	0:1 (0:0)	DOHA (QAT)
11.06.2015	Philippines - Bahrain	2:1 (0:0)	BOCAUE (PHI)
16.06.2015	Korea DPR - Uzbekistan	4:2 (4:0)	PYONGYANG (PRK)
16.06.2015	Yemen - Philippines	0:2 (0:0)	DOHA (QAT)
03.09.2015	Bahrain - Korea DPR		TBA
03.09.2015	Uzbekistan - Yemen		TBA
08.09.2015	Philippines - Uzbekistan		TBA
08.09.2015	Yemen - Bahrain		TBA
08.10.2015	Bahrain - Uzbekistan		TBA
08.10.2015	Korea DPR - Philippines		TBA
13.10.2015	Bahrain - Philippines		TBA
13.10.2015	Korea DPR - Yemen		TBA
12.11.2015	Philippines - Yemen		TBA
12.11.2015	Uzbekistan - Korea DPR		TBA
17.11.2015	Korea DPR - Bahrain		TBA
17.11.2015	Yemen - Uzbekistan		TBA
24.03.2016	Bahrain - Yemen		TBA
24.03.2016	Uzbekistan - Philippines		TBA
29.03.2016	Philippines - Korea DPR		TBA
29.03.2016	Uzbekistan - Bahrain		TBA

*Data compiled from FAST - FIFA's official database*