



# 25

**25 STRAIGHT BOWLS**  
**AMERICA'S LONGEST ACTIVE STREAK**  
**14 STRAIGHT COMMONWEALTH CUP WINS**  
**#LPD - 813.0 SACKS & 373 INTs**  
**LEAD NATION SINCE 1996**  
**12 10-WIN SEASONS SINCE 1999**



# COLLEGE FOOTBALL HALL OF FAME

# Frank Beamer

## CLASS OF 2018



**1969** Graduated from Tech after lettering for the Hokies from 1966-68. His jersey No. 25 is worn by a different special teams performer every game.



**136** Beamer Ball became synonymous with Virginia Tech as the Hokies blocked 136 kicks during his tenure.



**16-1** Beamer led Tech to wins in 16 of his last 17 meetings with Virginia, including victories in his last 12 contests against the Cavaliers.



**35 Seasons Overall**  
280-144-4 (.659)

**29 Seasons at Tech**  
238-121-2 (.662)



**21-9** The Hokies became a fixture on ESPN's Thursday Night Football, posting a 21-9 record in those games under Beamer, who is credited with helping turn ESPN's College Gameday into a national phenomenon.



**6** Guided Tech to six BCS Bowl Games, including the 2000 Sugar Bowl which served as the 1999 National Championship Game.



**13** Led Virginia Tech to 13 seasons with 10 or more wins, registering seven conference titles (3 BIG EAST, 4 ACC).

## OTHER HOKIES IN THE COLLEGE FOOTBALL HALL OF FAME



HUNTER CARPENTER  
1957

CARROLL DALE  
1987

JERRY CLAIBORNE  
1999

FRANK LORIA  
1999

BRUCE SMITH  
2006





# VIRGINIA TECH

## FOOTBALL



### ON THE COVERS

The 2018 Virginia Tech Football Media Guide covers feature the two official posters for the upcoming season. Exit Light (back cover) and Enter Night (front cover) are both lyrical nods to Metallica's "Enter Sandman" which has served as the Hokies' iconic entrance music at Lane Stadium since 2000. Photography by fitness and sports photographer Zach Ancell of Portland, Oregon.



# Contents & Credits

25 Straight Bowls .....4  
 Commonwealth Cup Dominance.....5  
 Tech Traditions.....6-7  
 National Attention .....8-9  
 Hokies in the NFL .....10-11, 156-160  
 Football Is Family .....12  
 Conference Titles .....13  
 Lunch Pail D.....14  
 Notable Alumni.....15  
 Indoor Practice Facility .....16  
 NIKE Uniforms .....17  
 Lane Stadium Advantage .....18-19  
 #HardSmartTough.....20-21  
 Merryman Athletic Center.....22  
 Student-Athlete Performance Center .....23  
 This Is Home .....24

## COACHES & SUPPORT STAFF

Justin Fuente .....26-29  
 Coaching Staff.....30-41  
 Player Development/Football Ops.....32  
 Player Personnel .....43  
 Support Staff .....44  
 Strength & Conditioning Coaches.....45  
 Sports Medicine.....46  
 Athletic Performance.....47  
 Sports Nutrition .....48  
 Student-Athlete Development .....49  
 Academic Support Services.....50

## MEET THE HOKIES

Returning Player Profiles.....52-80  
 2018 Newcomer Profiles .....80-87  
 Rosters .....88-89  
 Pronunciation Guide .....89  
 2017 Honors & Awards.....90

## 2017 SEASON REVIEW

Individual & Team Statistics .....92-94  
 Participation Chart.....95  
 Specialty Stats.....96  
 2017 Superlatives.....97  
 Game-by-Game Box Scores .....98-104  
 2017 Camping World Bowl.....104  
 The Last Time, Tech.....105  
 The Last Time, Opponent.....106

## HISTORY & THE RECORD BOOK


Scoring.....108-109  
 Tech's NCAA Marks .....109  
 Rushing.....110-111  
 Passing.....112  
 Receiving.....113  
 Total Offense.....114  
 Interceptions.....115  
 Punt Returns.....116  
 Kickoff Returns.....117  
 Punting & Kickers.....118  
 Team Defense.....119  
 Individual Records.....120  
 Team Records.....121  
 Season Records.....122-123  
 Miscellaneous Records.....123  
 Last Time/Longest Plays.....124  
 Lettermen Since 1932.....125-130  
 Hokie All-Americans.....131-133  
 Tech's National Award Winners.....134  
 Retired Numbers & Jerseys.....135  
 Year-by-Year Scores & Results.....136-140  
 Tech Coaching Records.....141  
 Record vs. All Opponents.....142-143  
 Tech and the AP Rankings.....144  
 Lane Stadium/Stadium Records.....145  
 Tech's Bowl Summaries.....146-155



4

**WINNING TRADITION**

America's longest active bowl streak, domination of an in-state rival, ACC championships, national exposure, a history of sending players to the NFL, fanatical fan support and an unprecedented track record of families sending multiple members to play for the Hokies are all part of Virginia Tech's winning tradition.



16

**FIRST-CLASS FACILITIES**


Lane Stadium/Worsham Field provides Virginia Tech with one of the most revered homefield advantages in all of college football. The Hokies arguably boast the finest indoor practice facility of any college or NFL team in the nation, and it's literally just footsteps from a fabulous locker room.



25

**COACHING STAFF**

Head coach Justin Fuente leads a staff that combines some cornerstones of Tech's past success with fresh ideas and enthusiasm. They share one common mission – identify and recruit the best student-athletes to Virginia Tech and then help prepare them for success.



51

**PLAYER BIOS**

The youthful Hokies return numerous ascending players such as WR Sean Savoy. Defensively, seniors Ricky Walker and Vinny Mihota anchor the defensive line, while fellow seniors Kyle Chung, Yosuah Nijman and Braxton Pfaff provide experience up front offensively.

**Editors:** Pete Moris, Peter Long; **Graphic Design:** John Sours, Ben Smith;  
**Photography Director:** Dave Knachel  
**Contributors:** Julian Drakeford, Jimmy Robertson, Marc Mullen, Carter Brown, Lance Dozier, University Relations, Anne Panella, STATS LLC  
**Printing:** Worth Higgins & Associates of Richmond, Virginia

Virginia Tech does not discriminate against employees, students, or applicants on the basis of age, color, disability, gender, national origin, political affiliation, race, religion, sexual orientation, genetic information, veteran status, or any other basis protected by law.

Anyone having questions concerning discrimination or accessibility should contact the Office of Equity and Access in Human Resources, North End Center, Suite 2300 (0138), 300 Turner Street NW, Blacksburg, VA 24061, (540) 231-9331.



**HOKIES IN THE NFL**

Hokies in the NFL .....10-11, 156-160  
 Hokies in the NFL Draft..... 159  
 Super Bowl/Pro Bowl Hokies..... 160

**BEAMER LEGACY**

BeamerBall By The Numbers ..... 162  
 Memorable Moments..... 163-169  
 Beamer Accomplishments ..... 170  
 Beamer's Coaching Forest..... 171  
 Beamer Way & Locker Room..... 172

**UNIVERSITY & MEDIA INFORMATION**

About Virginia Tech ..... 174  
 President Tim Sands ..... 176  
 Director of Athletics Whit Babcock..... 177  
 Athletics Executive Staff ..... 179  
 IMG College Sports Marketing ..... 180  
 Virginia Tech IMG Sports Network ..... 181  
 Athletics Communications ..... 182  
 HokieVision & ACC Network ..... 183  
 Keeping Up With the Hokies/Social Media. . 184  
 Future Schedules..... 185  
 Hokie Club..... 186

**QUICK FACTS**

Location: .....Blacksburg, Va.  
 Founded: ..... 1872  
 Enrollment: ..... 31,000+  
 President: ..... Dr. Tim Sands  
 Director of Athletics:..... Whit Babcock  
 Nickname: ..... Hokies  
 Colors: ..... Chicago Maroon & Burnt Orange  
 Conference: .....Atlantic Coast (Coastal)  
 Football Began:..... 1892  
 All-Time Football Record: . . 738-465-46 (124 seasons)  
 Stadium: .....Lane Stadium/Worsham Field  
 Capacity: ..... 65,632  
 Surface: ..... Natural (Patriot Bermuda)  
 Head Coach: ..... Justin Fuente – 3rd season at Tech  
 2017 Record: ..... 9-4  
 Offensive System: ..... Multiple  
 Defensive System: ..... 4-2-5  
 Website:..... HokieSports.com  
 Twitter..... @VT\_Football

**Letterwinners Returning** .....**40**  
 Offense (20) ..... Defense (19) ... Specialists (1)

**Letterwinners Lost** ..... **19**  
 Offense (8) ..... Defense (10) ... Specialists (1)

**Starters Returning**.....**13**  
 Offense (7) ..... Defense (5) ... Specialists (1)

**Starters Lost** ..... **10**  
 Offense (3) ..... Defense (6) ... Specialists (1)

**POWER 5  
WIN LEADERS**

1996-PRESENT

- |        |                          |
|--------|--------------------------|
| 1. 231 | Ohio State               |
| 2. 215 | Florida St.              |
| 3. 214 | Oklahoma                 |
| 4. 209 | Alabama                  |
| 5. 207 | Georgia                  |
|        | Wisconsin                |
| 7. 206 | <b>VIRGINIA<br/>TECH</b> |
| 8. 203 | LSU                      |
| 9. 201 | Florida<br>USC           |

**TICKETS**

**HOKIETICKETS.COM**  
540.231.6731



91

**SEASON REVIEW**

The Lunch Pail Defense pitched three shutouts during the 2017 season, while the Hokies' special teams continued to uphold the tradition of Beamer Ball with blocked kicks and return scores. New faces emerged on offense, while others etched their name in the record books as Tech extended its bowl streak to 25 straight seasons.



107

**RECORDS/HISTORY**

Virginia Tech's history and football records are inextricably linked. A litany of NFL greats like Andre' Davis, Carroll Dale, Bruce Smith, Michael Vick and DeAngelo Hall firmly etched their names in Tech history during their memorable careers with the Hokies.



161

**BEAMER LEGACY**

Few figures in college football history are beloved as Frank Beamer, who will be enshrined as part of the College Football Hall of Fame's Class of 2018. His legacy transcended Blacksburg as he made a lasting impact on the way the game was played.



173

**UNIVERSITY/MEDIA**

Virginia Tech continues to thrive under the leadership of President Tim Sands, while Director of Athletics Whit Babcock continues his fifth year in Blacksburg. Plus, complete information on how you can follow the Hokies through all of our official platforms and social media accounts.



**Photo Credits:** Photographs for the 2018 Virginia Tech Football Media Guide were taken by Dave Knachel, Noah Autry, Gracie Smith, Loren Skinker, Kameron Simmons, Zoe Scopa, Malik Keaton and other members of the VT Athletics Photography staff. Special thanks to The ACC Digital Network, Arizona Cardinals, Baltimore Ravens, Buffalo Bills, Cleveland Browns, Detroit Lions, ESPN, Green Bay Packers, Minnesota Vikings, the National Football League, New Orleans Saints, NFL Network, Philadelphia Eagles, Pittsburgh Steelers, Seattle Seahawks and Washington Redskins for their ongoing multi-media contributions to this publication, HokieSports.com and @VT\_Football throughout the year. Athlon Sports, Phil Steele and Steelers Digest also provided magazine cover art. Thanks also to all photo contributors credited in previous editions of this publication.



<b>1993</b>  Virginia Tech 45 Indiana 20	<b>1994</b>  Tennessee 45 Virginia Tech 23	<b>1995</b>  Virginia Tech 28 Texas 10	<b>1996</b>  Nebraska 41 Virginia Tech 21	<b>1998</b>  North Carolina 42 Virginia Tech 3
<b>1998</b>  Virginia Tech 38 Alabama 7	<b>2000</b>  Florida State 46 Virginia Tech 29	<b>2001</b>  Virginia Tech 41 Clemson 20	<b>2002</b>  Florida State 30 Virginia Tech 17	<b>2002</b>  Virginia Tech 20 Air Force 13
<b>2003</b>  California 52 Virginia Tech 49	<b>2005</b>  Auburn 16 Virginia Tech 13	<b>2006</b>  Virginia Tech 35 Louisville 24	<b>2006</b>  Georgia 31 Virginia Tech 24	<b>2008</b>  Kansas 24 Virginia Tech 21
<b>2009</b>  Virginia Tech 20 Cincinnati 7	<b>2009</b>  Virginia Tech 37 Tennessee 14	<b>2011</b>  Stanford 40 Virginia Tech 12	<b>2012</b>  Michigan 23 Virginia Tech 20	<b>2012</b>  Virginia Tech 13 Rutgers 10 (OT)
<b>2013</b>  UCLA 42 Virginia Tech 12	<b>2014</b>  Virginia Tech 33 Cincinnati 17	<b>2015</b>  Virginia Tech 55 Tulsa 52	<b>2016</b>  Virginia Tech 35 Arkansas 24	<b>2017</b>  Oklahoma State 30 Virginia Tech 21

# 25 Straight Bowls

Virginia Tech's 25-game bowl streak is America's longest active string of bowl berths recognized by the NCAA and is tied for the third-longest in college football history. Georgia owns the next-closest active streak at 21 straight seasons.

## #25 STRAIGHT AMERICA'S LONGEST BOWL STREAK

*\*Among Power Five teams as recognized by the NCAA*



### ALL-TIME LONGEST BOWL STREAKS

School	Seasons	Started	Ended
1. Nebraska	35	1969	2002
2. Michigan	33	1975	2006
<b>3. VIRGINIA TECH 25</b>	<b>1993</b>	<b>—</b>	
Alabama	25	1959	1982
5. Florida State	24*	1982	2004

*\*2005 bowl appearance vacated by NCAA*





# Commonwealth Cup Dominance

## Hokies Top Team Over Past 19 Seasons in FBS In-State Rivalry Games

Over the past 19 seasons, Virginia Tech has dominated its in-state FBS rival like no other major program. While not an exhaustive list, here is a look at how the Hokies' 18-1 record vs. UVA stacks up over the past 19 years against some of the other national in-state rivalries.

RECORD	TEAM	RIVAL	RIVALRY/TROPHY	CURRENT WIN STREAK	TEAM
1. 18-1 (.947)	Virginia Tech	Virginia	Commonwealth Cup	14 Games	Virginia Tech
2. 15-4 (.789)	Oklahoma	Oklahoma St.	Bedlam	3 Games	Oklahoma
15-4 (.789)	USC	UCLA	Victory Bell	3 Games	USC
4. 14-5 (.737)	Washington	Washington St.	Apple Cup	5 Games	Washington
5. 13-6 (.684)	Oregon	Oregon State	Civil War	1 Game	Oregon
6. 12-7 (.632)	Stanford	California	Big Game	8 Games	Stanford
12-7 (.632)	Clemson	South Carolina	The Palmetto Bowl	4 Games	Clemson
8. 11-9 (.550)	Florida State	Miami	(includes a bowl game)	1 Game	Miami
9. 11-8 (.579)	Florida State	Florida	Sunshine Showdown	5 Games	Florida State
10. 10-9 (.526)	Auburn	Alabama	Iron Bowl	1 Games	Auburn
10-9 (.526)	Michigan St.	Michigan	Paul Bunyan	1 Game	Michigan St.
10-9 (.526)	Ole Miss	Mississippi St.	Egg Bowl	1 Game	Ole Miss

## 14 STRAIGHT WINS

Date	Score	Site	Date	Score	Site	Date	Score	Site
11/27/04	24-10	Blacksburg	11/28/09	42-13	Charlottesville	11/28/14	24-20	Blacksburg
11/19/05	52-14	Charlottesville	11/27/10	37-7	Blacksburg	11/28/15	23-20	Charlottesville
11/25/06	17-0	Blacksburg	11/26/11	38-0	Charlottesville	11/26/16	52-10	Blacksburg
11/24/07	33-21	Charlottesville	11/24/12	17-14	Blacksburg	11/24/17	10-0	Charlottesville
11/29/08	17-14	Blacksburg	11/30/13	16-6	Charlottesville			





# TECH TRADITIONS

**NOTHING** defines Lane Stadium more than the playing of “Enter Sandman”

as the team runs out of the tunnel before kickoff.

For the past 18 years, Tech fans have become part of the stadium’s “Enter Sandman” culture. Virginia Tech has played the introduction of the Metallica classic as the team has emerged out of the tunnel and onto Worsham Field since 2000.



## HOKIE STONE

Before each home football game, Tech’s players and coaching staff enter Lane Stadium through the tunnel to Worsham Field. As they pass beneath a Hokie Stone they touch for good luck, they see these words: “For those who have passed. For those to come ... Reach for Excellence.”



## HOKIE VILLAGE

Located on the turf soccer practice field, across Beamer Way from Lane Stadium, Hokie Village opens up 3.5 hours before kickoff, is free for all, and begins Tech’s gameday experience.







**HOKIE WALK**

Established in 2001, when the football team arrives on campus about 2.5 hours before kickoff, the Hokies take the short walk up Beamer Way sandwiched on either side by the Tech faithful.



**MARCHING VIRGINIANS**

Known as "The Spirit of Tech" and established in 1974, the Marching Virginians draw from the general student body and perform at halftime of every home football game.



**THE HIGHTY-TIGHTIES**

A Regimental Band, the Highty-Tighties are Tech's longest-serving musical organization and the oldest college band in the Commonwealth and is a company in the third battalion of the Virginia Tech Corps of Cadets.



**SKIPPER**

In 1963, three Virginia Tech students and Corps of Cadets members built a cannon and it made its debut against VMI in the two schools' annual Thanksgiving Day game. The students named the cannon "Skipper" after President John F. Kennedy was assassinated on November 22, 1963. Ever since, Skipper fires outside of Lane Stadium at the opening of Hokie Village, after the national anthem and whenever the Hokies score.



**HOKIE POKEY**

The spirit teams and the Marching Virginians' tuba section lead the Lane Stadium crowd in Blacksburg's rendition of the Hokie Pokey.





# National Attention



*"NESTLED IN THE APPALACHIAN MOUNTAINS IN SOUTHWESTERN VIRGINIA, BLACKSBURG IS A BEAUTIFUL COLLEGE TOWN SETTING. TAILGATE PARTIES DOT VIRTUALLY EVERY OPEN SPACE AROUND LANE STADIUM AND THERE'S A REAL SENSE OF HOSPITALITY TOWARD VISITORS - AT LEAST UNTIL THE GAME STARTS. THE HOKIES ROARING ONTO THE FIELD TO THE STRAINS OF METALLICA'S 'ENTER SANDMAN' MAKES KICKOFF SEEM ALMOST ANTICLIMACTIC. IT IS ONE OF THE BEST SCENES IN COLLEGE FOOTBALL."*  
 - REECE DAVIS - ESPN'S COLLEGE GAMEDAY



1

## ESPN'S THURSDAY NIGHT FOOTBALL

Since the inception of ESPN's Thursday Night Football package in 1991, the Hokies are 23-9 (.719) in such games. Those 32 Thursday night appearances are the most of any FBS program. Virginia Tech is a perfect 6-0 on Thursday Night Football against Georgia Tech. The Hokies will host the Yellow Jackets once again on a Thursday night when the two teams meet on Oct. 25.



5



2



6

**Chris Fowler** @cbfowler [Follow](#)


and as I've often said, @CollegeGameDay owes a debt to #Beamer. He got it. & elevated road shows energy. Blacksburg raised the bar late 90s

5:28 PM - 1 Nov 2015

770 868



3



7



4



8

1. ESPN's Todd McShay and Coach Fuente catch up after a 31-24 win over West Virginia at FedExField.
2. Giles County native and Radford University graduate Marty Smith has been a frequent visitor to Blacksburg.
3. Tom Rinaldi gets in a last-minute question with Fuente prior to kickoff at Lane Stadium.
4. Dr. Jerry Punch asks Fuente about the biggest comeback in school history, a 35-24 win in the 2016 Belk Bowl.
5. ESPN's Laura Rutledge interviews Fuente following a Thursday night win over Miami, while QB Jerod Evans awaits his turn.
6. Chris Fowler and Kirk Herbstreit shared some memories with Coach Beamer while attending practice in 2017.
7. It was frigid, but you could hear Hokie Nation in the background when NBC's Kathryn Tappen and Fuente discussed a 2016 win at Notre Dame.
8. Tina Cervasio of CBS Sports chats with Fuente following a 64-17 victory at East Carolina.



# COLLEGE GAMEDAY

ESPN's College GameDay has been on site for 11 Virginia Tech games since 1999. The show returned to Blacksburg last season, marking the sixth appearance by College GameDay in Hokie Nation and the first since 2007.



*"DURING THE HOKIES' RUN TO THE CHAMPIONSHIP GAME IN '99, IT WAS THE AMAZING SPIRIT OF VIRGINIA TECH THAT HELPED US TAKE GAMEDAY'S ROAD SHOWS TO A LEVEL WE'D NEVER IMAGINED."*  
 - CHRIS FOWLER - ESPN



STAFF  
HOKIES  
REVIEW  
HISTORY  
PROS  
BEAMER  
MEDIA



# Hokies in the NFL

## NO.1 OVERALL PICKS

Dating back to 1970, no current ACC team owns more No. 1 overall picks in the NFL Draft than Virginia Tech.



VICK

SMITH

## MICHAEL VICK

#1 Overall Pick – 2001 NFL Draft

- Four-time Pro Bowl selection
- 143 regular NFL games (115 starts)
- Most career rushing yards by a QB in NFL history (6,109)
- #7 jersey retired by Virginia Tech

## BRUCE SMITH

#1 Overall Pick  
1985 NFL Draft

- Pro Football Hall of Fame – Class of 2009
- NFL's all-time sack leader – 200.0 career
- #78 retired by both Virginia Tech & Buffalo Bills
- Four Super Bowls, 11 Pro Bowls and 9-time All-Pro selection
- Two-time AP NFL Defensive Player of the Year

## NO. 1 OVERALL PICKS SINCE 1970

VIRGINIA TECH	2	VT
MIAMI	2	U
FLORIDA STATE	1	FS
N.C. STATE	1	NC

## NFL DRAFT HISTORY

Tremaine (left) and Terrell Edmunds (right) made history in the 2018 NFL Draft by becoming the only pair of brothers to ever be selected in the first round of the same NFL Draft. Tremaine was the 16th overall selection by Buffalo, while Terrell was introduced by Ryan Shazier as the 28th overall pick by Pittsburgh. Eldest brother, Trey, is a running back for the New Orleans Saints. Draft photos courtesy of the NFL.



## THE 757 PLAYS HERE!

One of the most talent-laden regions in America, the 757 has sent countless football phenoms to Virginia Tech who have gone on to excel in the NFL. The litany of Pro Bowl performers from the 757 includes Pro Football Hall of Fame inductee Bruce Smith, Michael Vick and DeAngelo Hall, as well as current NFL stars like, Kam Chancellor and Tyrod Taylor.





# HOKIES ON CURRENT NFL ROSTERS

(as of June 14, 2018)

T	Nick Becton	N.Y. Giants
T	Duane Brown	Seattle
S	Kam Chancellor	Seattle
S	Chuck Clark	Baltimore
LB	Tremaine Edmunds	Buffalo
S	Terrell Edmunds	Pittsburgh
RB	Trey Edmunds	New Orleans
S	Antone Exum, Jr.	San Francisco
CB	Brandon Facyson	L.A. Chargers
WR	Isaiah Ford	Miami
CB	Kendall Fuller	Kansas City
CB	Kyle Fuller	Chicago
TE	Bucky Hodges	N.Y. Jets
TE	Ryan Malleck	Pittsburgh
LB	Andrew Motuapuaka	Jacksonville
T	Vinston Painter	Arizona
WR	Cam Phillips	Buffalo
DT	Tim Settle	Washington
CB	Greg Stroman	Washington
QB	Tyrod Taylor	Cleveland
G	Wyatt Teller	Buffalo
TE	Logan Thomas	Buffalo

# TWO-TIME NFL COACH OF THE YEAR



Bruce Arians took a long and winding path before finally becoming an NFL head coach. This former Tech quarterback has a penchant for getting the best out of passers at the pro level with his notable pupils including Super Bowl champions Peyton Manning and Ben Roethlisberger, as well as the likes of Carson Palmer and Andrew Luck. He now serves as an analyst for CBS Sports.



Bruce Arians pictured (left) as a Virginia Tech quarterback, and most recently as head coach of the Arizona Cardinals, proudly sports his Hokies' swag.

## BRUCE ARIANS

**Quarterback – Virginia Tech (1972-74)**

**Head Coach – Arizona Cardinals (2013-2017)**

- Associated Press NFL Coach of the Year – Indianapolis Colts (2012)
- Associated Press NFL Coach of the Year – Arizona Cardinals (2014)



## OTHER HOKIES IN NFL ROLES



<b>Malcolm Blacken</b>	Washington	Director of Player Development
<b>Eugene Chung</b>	Philadelphia	Assistant O-Line/Tight Ends/Run Game
<b>Keith Gray</b>	Philadelphia	Assistant Strength & Conditioning
<b>Torrian Gray</b>	Washington	Defensive Backs
<b>Chad Grimm</b>	Washington	Outside Linebackers
<b>Jeff King</b>	Chicago	Pro Scout
<b>Anthony Midget</b>	Houston	Secondary
<b>Sam Nichols</b>	Washington	Assistant Equipment Manager
<b>Johnny Shelton</b>	Baltimore	Team Chaplain
<b>Nick Sorensen</b>	Seattle	Secondary



**EUGENE CHUNG**



# VT Football is Family

The Virginia Tech football program prides itself on the family atmosphere it instills. That atmosphere hasn't gone unnoticed as many sets of sons and brothers of former Hokies have followed in the footsteps of their fathers and older brothers and decided to play in Blacksburg. Since 1987, Tech has seen 27 sets of brothers and seven fathers and their sons compete for the Hokies. Below is a comprehensive list of those families who have sent multiple relatives to Tech, with current Hokies in **bold**.

Nathaniel Adibi (lettered 2000-03)  
Brother: Xavier Adibi (lettered 2004-07)

Ken Barefoot (lettered 1965-67)  
Sons: Ken Barefoot, Jr. (lettered 1987-88)  
Jason Barefoot (on 1988-90 teams)

Jim Baron (lettered 1994-95)  
Nephew: Woody Baron (lettered 2013-16)

Frank Beamer (lettered 1966-68)  
(head coach 1986-present)  
Son: Shane Beamer (lettered 1996-99)  
(associate head coach 2011-15)

Tom Beasley (lettered 1973-76)  
Son: Chad Beasley (lettered 1998-01)

Mike Borden (lettered 1979-80)  
Brother: Karl Borden (lettered 1987-88, 90)

Nekos Brown (lettered 2006-09)  
Brother: Wiley Brown (lettered 2010-11)

Mike Burnop (lettered 1970-72)  
Son: Greg Burnop (played in 2002)

Bo Campbell (lettered 1989-92)  
Son: Tariq Edwards (lettered 2010-11, 13)

Eugene Chung (lettered 1988-91)  
Son: **Kyle Chung (r-senior)**

Tom Cooper (lettered 1974-76)  
Son: Chad Cooper (lettered 2001-04)

Ron Davidson (lettered 1966-68)  
Son: Ron Davidson, Jr. (on the 1987-90 teams)

Ken Edwards (lettered 1967-69)  
Son: Tommy Edwards (lettered 1993-94)

Trey Edmunds (lettered 2013-15)  
Brothers: Terrell Edmunds (lettered 2015-17)  
Tremaine Edmunds (lettered 2015-17)

George Evans (lettered 1979-82)  
Son: Zac Evans (played in 2009)

Rich Fox (lettered 1986-89)  
Son: **Coleman Fox (r-junior)**

Vincent Fuller (lettered 2001-04)  
Brothers: Kyle Fuller (lettered 2010-13)  
Corey Fuller (lettered 2012)  
Kendall Fuller (lettered 2013-15)

Dr. Mike Gentry (former Assistant AD)  
Son: Bo Gentry (lettered 2011)

George George, Jr. (played in the '70s)  
Son: George George III (lettered 2011-12)

Kirk Gray (on 1990-92 teams)  
Brother: Keith Gray (lettered in 1994)

Chad Grimm (lettered 2006)  
Brother: Cody Grimm (lettered 2006-09)

Billy Hardee, Jr. (lettered 1973-75)  
Son: Billy Hardee III (lettered 2000-02)

Scott Hawkins (lettered 1969 & 1971)  
Son: Cullen Hawkins (lettered 1996-97, 1999-00)

Danny Hill (lettered 1976-79)  
Brother: Scott Hill (lettered 1986-89)

Antoine Hopkins (lettered 2009-12)  
Brother: Derrick Hopkins (lettered 2010-13)

Bill Houseright (lettered 1973-77)  
Sons: Bill Houseright, Jr. (lettered 1995)  
Jake Houseright (lettered 1998-01)  
Jonas Houseright (lettered 2006-08)

**Connor Kish (r-junior)**  
Brother: **Kevin Kish (r-junior)**

Billy Leeson (lettered 1982-84)  
Son: Nick Leeson (lettered 2003, 2005-06)

Kenny Lewis, Sr. (lettered 1977-79)  
Son: Kenny Lewis, Jr. (lettered 2006-08)

Kevin Lewis (lettered 2000-04)  
Brother: Jonathan Lewis (lettered 2002-05)

Bobby Martin (lettered 1986-89)  
Son: B.J. Martin (on 2013 team)

Orion Martin (lettered 2005-08)  
Brother: Cam Martin (lettered 2006-09)

**Vinny Mihota (lettered 2015, 16, 17)**  
Brother: **Louis Mihota (freshman)**

Joe Moss (lettered 1958-59 & 1961)  
Sons: Andrew Moss (lettered in 1990)  
Billy Moss (lettered in 1992)

Myron Newsome (lettered 1995-96)  
Son: Deon Newsome (lettered 2014, 2017)

D.J. Parker (lettered 2004-07)  
Brother: Matt Wright (on 2006 team)

Willie Pile (lettered 2000-02)  
Brother: Ben Barber (on 2009 team)

Dennis Semones (lettered in 1966)  
Son: Brandon Semones (lettered 1993-96)

Ryan Shuman (lettered 2006-08)  
Brother: Mark Shuman (lettered 2013)

Bruce Smith (1981-84)  
Son: Alston Smith (lettered 2013, 2015)

Lenny Smith (lettered 1968-70)  
Son: Ryan Smith (lettered 1997-98)

Terry Smith (lettered in 1990)  
Brother: Eric Smith (lettered in 1992)



Sidney Snell (lettered 1977-80)  
Brother: Donald Wayne Snell (lettered 1984-86)  
Son: Zach Snell (played 2012-14)  
Nephew: Brenden Motley (lettered 2014-16)

Billy Swarm (lettered 1991-92)  
Brother: Joe Swarm (lettered 1992-93)

Anthony Thibodeau (lettered in 2000)  
Brother: John Thibodeau (on 2003-04 teams)

Devin Vandyke (played 2012-14)  
Brother: Ronny Vandyke (lettered 2012, 2014-15)

Michael Vick (lettered 1999-00)  
Brother: Marcus Vick (lettered 2003, 05)

Ed Wang (lettered 2006-09)  
Brother: David Wang (lettered 2011-14)

Blake Warren (lettered 2002-05)  
Brothers: Brett Warren (lettered 2004-05, 2007-08)  
Beau Warren (lettered 2007-10)

T.J. Washington (lettered 1994-96)  
Brother: Todd Washington (lettered 1995-97)

Rich Williams (lettered 1987-88)  
Brother: Ryan Williams (lettered 1991-94)

Denny Windmuller (1978-79)  
Nephew: Hunter Windmuller (on 2012-13 teams)

Cam Young (lettered 1988-89)  
Son: Trent Young (lettered 2015)



*The Fullers became the first quartet of brothers in NFL history to all be drafted after playing at the same school. Their story entitled "Fuller House" was featured in Sports Illustrated in 2016.*





# Conference Titles

## MOST ACC CHAMPIONSHIPS SINCE 2004

VIRGINIA TECH	4	
FLORIDA STATE	4	
CLEMSON	4	
WAKE 1		









## VIRGINIA TECH FOOTBALL CONFERENCE CHAMPIONSHIPS

Year	Record	Conference	Coach
1909	6-1	South Atlantic	Branch Bocock
1916	7-2	South Atlantic	Jack Ingersoll
1918	7-0	South Atlantic	Charles Bernier
1963	8-2	Southern	Jerry Claiborne
1995	10-2	Big East	Frank Beamer
1996	10-2	Big East	Frank Beamer
1999	11-1	Big East	Frank Beamer
2004	10-3	ACC	Frank Beamer
2007	11-3	ACC	Frank Beamer
2008	10-4	ACC	Frank Beamer
2010	11-3	ACC	Frank Beamer





# Lunch Pail D

-  The famed Virginia Tech Lunch Pail has come to symbolize the blue-collar approach of the Hokies' defense under longtime defensive coordinate Bud Foster.
-  In 1995, Foster served as co-defensive coordinator with Rod Sharpless, whose mother-in-law found the original Lunch Pail in Mercerville, New Jersey. The pail once belonged to a coal miner and after a record-setting defensive season, the Lunch Pail became an iconic part of Hokies' lore.
-  The Pail travels wherever the Hokies go and its care is only entrusted to a defensive leader.
-  Before the start of every season, a signed mission statement from the defense is placed in The Pail. Then every week, unit goals, team goals and keys to success are placed in The Pail, plus the turf from any road victories.
-  Since 2007, The Pail has also contained the names of the 32 fallen Hokies taken in the April 16 tragedy.
-  Darryl Tapp is the only player who has ever earned lifetime possession of an incarnation of The Pail from Foster.



**LB Andrew Motuapuaka celebrated Senior Day on 2017 as The #LPD sealed a 20-14 win against Pittsburgh with an epic goal-line stand.**

## SHUTOUTS DURING THE BUD FOSTER ERA (34)

Date	Score	Opponent	Date	Score	Opponent	Date	Score	Opponent
9/23/89	23-0	Temple	9/16/00	49-0	Rutgers	9/16/06	36-0	Duke
11/4/89	18-0	Vanderbilt	9/8/01	31-0	Western Michigan	11/11/06	23-0	Kent State
10/7/95	14-0	at Navy	9/22/01	50-0	at Rutgers	11/25/06	17-0	Virginia
10/28/95	27-0	at West Virginia	10/6/01	35-0	at West Virginia	9/25/10	19-0	at Boston College
10/12/96	38-0	Temple	11/10/01	35-0	at Temple	11/26/11	38-0	at Virginia
9/27/97	50-0	Arkansas State	9/28/02	30-0	at Western Michigan	9/22/12	37-0	Bowling Green
11/1/97	37-0	UAB	9/6/03	43-0	James Madison	9/17/16	49-0	Boston College
9/12/98	37-0	at Clemson	9/11/04	63-0	Western Michigan	9/9/17	27-0	Delaware
10/8/98	17-0	at Boston College	10/16/04	62-0	Florida A&M	9/23/17	38-0	Old Dominion
10/24/98	41-0	at UAB	9/10/05	45-0	at Duke	11/24/17	10-0	at Virginia
9/4/99	47-0	James Madison	9/17/05	45-0	Ohio			
10/16/99	62-0	Syracuse	9/2/06	38-0	Northeastern			



1. All-America CB Brandon Flowers helped Bud Foster field one of the nation's top defenses from 2005-07.
2. Putting a few blades of grass into the Pail from opponents' fields following wins is a long-standing tradition.
3. Tim Settle and Ricky Walker were a pair of frequent pail holders in 2017.



4. Caroline Fuente was the pail holder for the 2017 ESPN Car Wash
5. The Pail made its debut at the NFL Draft in 2018 as the godfather of NFL scouting, Gil Brandt, connected with Foster.



# Notable Alums of VT



**ROB WITTMAN**

## HERBERT J. THOMAS, JR. (Class of 1944)

Thomas, a former football player, received the Medal of Honor for action on Bougainville Island in the South Pacific during World War II. During a battle, Thomas threw a grenade, but the jungle vines dropped it back among his men. Thomas jumped on the grenade, giving his life to save the lives of his men.

## CHRISTOPHER KRAFT (Class of 1944)

Kraft, a former baseball player, is a retired NASA engineer who established the agency's "Mission Control" operation. He served as the agency's first flight director and oversaw the first human spaceflight, orbital flight and spacewalk. The Mission Control Center at the Lyndon B. Johnson Space Center in Houston is named after Kraft, who graduated from Tech with a degree in aeronautical engineering.



**Christopher Kraft presented a moon rock to Virginia Tech in 2006.**

## ROBERT RICHARDSON (Class of 1958 and 1960)

Richardson brought international notoriety to Virginia Tech when he shared the 1996 Nobel Prize in Physics with two others for their 1972 discovery of the property of superfluidity in helium-3 atoms. He received both his undergraduate and master's degrees in physics from Virginia Tech and spent nearly his entire career as a professor and physics researcher at Cornell.

## IRVING PEDDREW (Class of 2016)

Peddrew was the first African-American student to attend Virginia Tech and the first to attend any historically all-white four-year public institution in the 11 former states of the Confederacy when he enrolled in 1953. Peddrew studied at Tech for three years before moving to California to join the workforce. In 2016, the university presented him with an honorary Bachelor of Science degree in electrical engineering.



**Charlie Yates (left) and Irving Peddrew**

## CHARLIE YATES (Class of 1958)

Yates was the first African-American graduate of Virginia Tech, receiving his degree in mechanical engineering 1958. He later became a college professor and twice returned to Virginia Tech to work. The final time was in 1987 when he served as an associate professor in the aerospace and engineering department. He remained at Tech until his retirement in 2000. In 2010, he passed away after a long bout with leukemia.

## HOMER HICKAM (Class of 1964)

As a Corps of Cadets member, Hickam designed Skipper, the iconic cannon Virginia Tech fires during football games when it scores and also at other functions. After graduating with a degree in industrial engineering, Hickam served in the military during the Vietnam War, and after he returned, he worked for NASA. But he is best known as an author, with his memoir "Rocket Boys," becoming a New York Times best seller. The 1999 movie entitled "October Sky" was based off Hickam's book.



**HODA KOTB**

## DAVE CALHOUN (Class of 1979)

Calhoun is the senior managing director and head of private equity portfolio operations of Blackstone. He also has worked as a vice chairman of The General Electric Company. He graduated with a degree in accounting and serves on the Pamplin College of Business Advisory Council.

## ROB WITTMAN (Class of 1981)

Wittman earned his degree in biological sciences and worked for 26 years in state government as a field director for the division of shellfish sanitation in the Virginia health department and as an environmental health specialist for local health departments in the commonwealth. He transitioned to politics, and today, the former Corps of Cadets member is a U.S. Congressman, representing Virginia's 1st Congressional District.

## LETITIA "TISH" LONG (Class of 1982)

Long began her career in the U.S. Navy before she even graduated with her degree in electrical engineering, serving as an intern developing capabilities for the submarine force. She eventually moved into intelligence arena, and in 2010, became the director of the National Geospatial-Intelligence Agency. She became the first woman to lead a major U.S. intelligence agency. In 2014, she retired after 36 years of federal service.

## HODA KOTB (Class of 1986)

Kotb serves as co-anchor of the TODAY show with Savannah Guthrie on NBC. She also serves as a correspondent for Dateline NBC, an investigative show on the network. In addition, she has written three books and once served as Virginia Tech's commencement speaker (2008). She graduated from the university with a degree in broadcast journalism.

## STEVE MOLLENKOPF (Class of 1992)

Mollenkopf began his career with Qualcomm more than 20 years ago as an engineer and eventually led the chipset business, overseeing the launch of the 4G technology. In 2010, he moved into the role of chief operating officer and he now serves as the CEO of the company. He graduated from the university with a degree in electrical engineering.

## ERIK NEANDER (Class of 2005)

The second-youngest general manager in Major League Baseball, Neander is in his second season in that role for the Tampa Bay Rays. He originally joined the franchise in 2007 as an intern and his quickly risen through the organization's ranks. The Oneonta, New York native graduated from Tech with a bachelor's of science in food, nutrition and exercise.



**DAVE CALHOUN**



**ERIK NEANDER**




# VIRGINIA TECH INDOOR PRACTICE FACILITY



**2** 737 jets can fit inside the building (nose to tail)



**26,500** Square feet of glass and translucent panels, which is just over half an acre



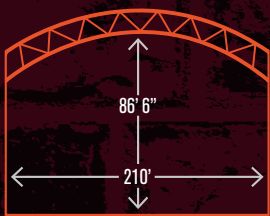
**11,213**

Square feet of Hokie Stone on the facade

**1,200** Tons

of specially engineered steel were utilized

Over 86 feet from the field to the bottom of the truss—a must for the kicking game!



**86 feet 6 inches**

The Statue of Liberty could easily fit inside the facility



305'



400'



**60,000**

Square feet of precast concrete panels with the majority of weighing over

**18** TONS




**7,905,108**

Cubic feet of space, enough room to fill

**89** OLYMPIC POOLS

**8**

Porticoes feature the same values as the eight pylons of Virginia Tech's War Memorial: Brotherhood, Honor, Leadership, Sacrifice, Service, Loyalty, Duty and Ut Prosim






# Nike Uniforms

As Virginia Tech football entered a new chapter under head coach Justin Fuente in 2016, we did so with a refreshed brand identity that honors our visual past and positions us to attract and engage new student-athletes, faculty and supporters for the future. In partnership with NIKE, Virginia Tech Athletics refreshed its marks and colors to create a consistent look to one of the most recognized brands in all of college athletics.

NIKE and Virginia Tech students-athletes, coaches, administrators and alumni collaborated on the brand evolution program for 18 months, gathering insights on key attributes of the university.

As part of the updated brand identity, all 22 Virginia Tech varsity sports showcase consistent colors, logos, lettering and numerals. To ensure consistency across all sports, Virginia Tech will reinforce the primary VT logo that honors the tradition and creates distinction for the next generation. A new-and-improved incarnation of Tech's football uniforms will debut in 2018.





# Lane Stadium

## A TRUE HOMEFIELD ADVANTAGE

### No. 1

#### Best Homefield Advantage in College Football (Rivals.com)

Lane Stadium doesn't blow people away by the brute strength of a massive stadium, but with knowledgeable fans that always reach a frenzied pitch at the right time, the Hokies make the most of their numbers.

Every good stadium has at least one end designed for deafening noise levels, and the enclosed South End Zone at Lane Stadium fits the bill perfectly. Holding more than 11,000 screaming Virginia Tech fans, the section amplifies noise and renders audibles useless. That's not to mention the isolation factor. With the nearest major airport nearly 45 minutes away, opponents' fans are never out in force at Lane Stadium.

### No. 2

#### Best College Football Town in America (USA Today Survey)

### No. 2

#### Scariest Venue for Opposing Teams (ESPN the Magazine)

The two loudest places I've ever seen a game are Lane Stadium and the Orange Bowl, but the Hokies' home crowd is a lot more consistent. The whole place rocks when they crank up "Enter Sandman." I remember watching a decent BC team go there on a Thursday night and completely melt down.

### No. 2

#### Best Entrances in College Football (Sports Illustrated)

This entrance is one of the purest slices of Americana you will ever experience.



*"I JUST LOVE GREAT COLLEGE ENVIRONMENTS AND I THINK BLACKSBURG AND VIRGINIA TECH WAS ONE OF THE BEST I'VE BEEN AROUND."  
- OHIO STATE HEAD COACH URBAN MEYER*

### No. 6

#### College Football Stadium & Tailgate Fans Should Visit Before They Die (Bleacher Report)

### No. 7

#### Loudest College Football Stadium (Bleacher Report)







## LANE STADIUM FAST FACTS

**Capacity** ..... 65,632  
**Seasons** ..... 54th in 2018  
**Inaugural Season** ..... 1965  
**Construction Began** ..... April 1964  
**New Press Box/  
 West Side Completed** ..... 2006  
**South End Zone  
 Expansion Completed.** ..... 2002  
**All-Time Tech Games** ..... 308  
**Tech's Record** ..... 220-82-6 (.714)  
**Longest Tech Win Streak** ..... 16 games  
 (9/4/99 – 10/13/01)  
**Elevation Above Sea Level** . . . 2,057 feet

## MILESTONE GAMES

DATE	OPPONENT	RESULT
Inaugural Game & Win	10/2/65 William & Mary	W 9-7
First Televised Game	10/29/66 Florida State	W 23-21
First Night Game	11/25/82 Virginia	W 21-14
First Win Under Beamer	10/3/87 Navy	W 31-11
First ESPN Game	11/24/90 Virginia	W 38-13
Worsham Field Dedicated	9/5/92 James Madison	W 49-10
First BIG EAST Game	9/26/92 West Virginia	L 16-7
First BIG EAST Win	10/16/93 Temple	W 55-7
100th Win	9/22/94 West Virginia	W 34-6
First Thursday Night Game	9/22/94 West Virginia	W 34-6
Program's 1,000th Game	9/4/99 James Madison	W 47-0
First College Gameday Appearance	10/16/99 Syracuse	W 62-0
First ACC Game & Win	9/18/04 Duke	W 41-17
200th Win	10/13/12 Duke	W 41-20
Beamer's Final Home Win	10/9/15 N.C. State	W 28-13
Beamer's Final Home Game	11/21/15 North Carolina	L 30-27 OT
Fuente's First Game	9/3/16 Liberty	W 36-13
300th Game	10/20/16 Miami	W 37-16





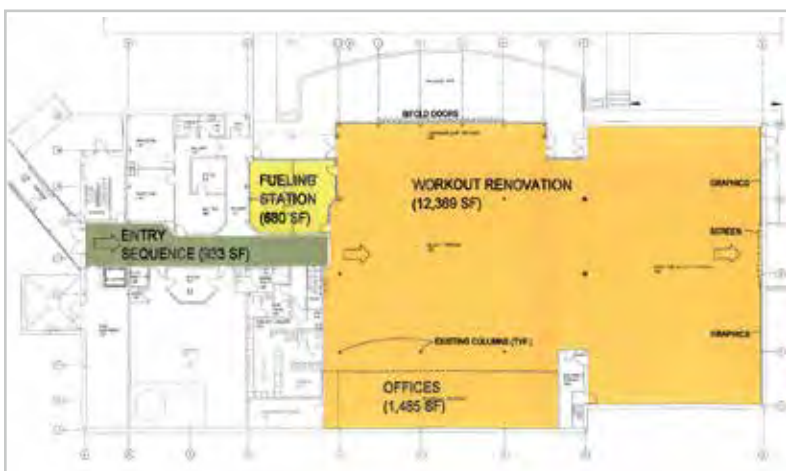

## STRENGTH AND CONDITIONING

Plans are now underway to transform the Virginia Tech Football strength and conditioning center into a dynamic training area to meet the current and future needs of the program. This \$4.5 million renovation and expansion project will nearly double the functional workout space of the facility located in the Merryman Center, increasing the total square footage from approximately 6,900 square feet to over 12,300 square feet. A completion date of early 2019 is anticipated.

The new design of the strength and conditioning area will take better advantage of existing space, while moving a refueling station for post-

workout nutrition directly adjacent to the current weight room. With the Indoor Practice Facility now providing more than ample space to stretch the squad, the area previously used for that function in the weight room will be available to house more weight racks and stations. Expansive rolling doors similar those utilized in the design of the Indoor Practice Facility will provide quick ingress and egress for large groups of student-athletes. Offices for the strength and conditioning staff will also be relocated to this area.

*Conceptual renderings subject to change.*







## 2018 HARD HAT WINNERS

Ben Hilgart and his staff put the Hokies through a grueling winter strength and conditioning program. A total 28 individuals performed at an elite level during Hilgart's regiment and receiving a coveted hard hat. Senior RB Steven Peoples was crowned the overall hard hat champion for his exemplary performance throughout winter workouts.

- |                  |               |                 |                |               |                 |              |
|------------------|---------------|-----------------|----------------|---------------|-----------------|--------------|
| Adonis Alexander | Austin Cannon | Daniel Griffith | Jarrett Hople  | Khalil Ladler | Bradley Parcell | Dylan Rivers |
| Daniel Bailey    | C.J. Carroll  | Damon Hazelton  | Zachariah Hoyt | Raymon Minor  | Steven Peoples  | Tyrell Smith |
| Emmanuel Belmar  | Divine Deablo | Jarro Hewitt    | Josh Jackson   | Chase Mummau  | D'Andre Plantin | Ricky Walker |
| Xavier Burke     | Clay Dean     | Hendon Hooker   | Dalton Keene   | Yosuah Nijman | Braxton Pfaff   | Ryan Willis  |

## #BIGSQUATFRIDAY

Under Hilgart, #BigSquatFriday has become a new Virginia Tech offseason tradition where players finish their Friday workouts by piling plenty of weight on the bar as their coaches and teammates enthusiastically cheer them on. Ricky Walker, Austin Cannon, Dalton Keene and Steven Peoples are among the many players who have distinguished themselves in Tech's strength and conditioning program.



STEVEN PEOPLES





# Merryman Center



In September 2017, the team unveiled its new team meeting room that was made possible by the generosity of Virginia Tech Football alum Steve Johnson. The renovated version includes new seating, lighting, wall graphics on the walls and new sound system. Additional plans call for the renovation of the Hokies' nine position meeting rooms, adding similar features. In addition, this comprehensive renovation at the Merryman Center will reconfigure and expand the team's position meeting rooms to compliment the look and feel of the recently-renovated team meeting room.

In 2016, work began in earnest on creating a dramatic entrance to the Merryman Center, which is typically one of the first spots that recruits and their families visit at Virginia Tech. From expansive video displays, to an opening of the Legends Hall area that now provides a panoramic views of Lane Stadium, the Indoor Practice Facility and Practice Fields, a welcoming aura can be felt in this area, right down to the floor's tile which pays homage to Tech's trademark Hokie Stone.





# Student-Athlete Performance Center



An estimated \$16.5 million project was announced in December 2017 that will create a state-of-the-art Student-Athlete Performance Center that will include significant expansion and innovative renovation, encompassing the entire fourth floor of the Jamerson Athletic Center.

Space for dining, nutrition, donor hospitality, recruiting areas and a seamless connection to the Cassell Coliseum concourse will be part of the new addition. New construction and renovation on the 17,000-square-foot center is anticipated to begin in 2018.

"These upgrades make a huge statement to our commitment and vision to be the preeminent program in the ACC," Director of Athletics Whit Babcock said.

When completed, the center will feature panoramic views of Lane Stadium and a balcony overlooking the practice field. The fourth floor of Jamerson will more than double from its current 6,000 square-foot footprint to 17,000 square feet. A maintenance fund has also been established to keep the new space up to date and visually appealing for years to come.

The project was made possible by a \$15.2 million donation by an alumni couple, largest ever gift to athletics and the single-largest outright gift ever given to the university. The gift will benefit student-athletes in all 22 intercollegiate sports.

"Every day, I'm reminded that Virginia Tech is truly a special place," Tech football coach Justin Fuente commented. "We have a couple who not only want the Hokies to compete at the highest level sooner than later, but we also have a shining example that will hopefully move others to make an impact on the lives of Hokies for years to come." *Conceptual renderings subject to change.*





# This is HOME

**Blacksburg** and The New River Valley are one of the nation's best places to call home. Here is a sample of the national recognition our area has received for its great quality of living.

## **DOWNTOWN BLACKSBURG**

offers more than 160 businesses and restaurants, making it easy to meet both students and residents.



## **BLACKSBURG**

ranks annually as one of the best small towns in the nation for quality of life.



MOSS ARTS CENTER

The 150,000-square-foot P. Buckley Moss Center for the Arts, which includes a 1,260-seat performance hall, is a cultural asset for the region.



CITY OF ROANOKE

Known as the Star City, nearby Roanoke provides an eclectic mix of shopping, dining and cultural experiences for residents and visitors.

**BEST COLLEGE TOWN IN THE SOUTH**  
*Reader's Choice – Southern Living*

**BEST SOUTHERN COLLEGE TOWN**  
*Garden & Gun Reader Favorite*

**NO. 1 – STUDENTS LOVE THESE COLLEGES**  
*Princeton Review – 2017*

**NO. 1 – THEIR STUDENTS LOVE THESE COLLEGES**  
*Princeton Review – 2017*

**NO. 2 – BEST CAMPUS FOOD**  
*Niche*

**NO. 3 – BEST CAMPUS**  
*Niche*

**NO. 3 – BEST COLLEGES YOU CAN ACTUALLY GET INTO**  
*Money Magazine – 2017*


**NO. 5 – BEST QUALITY OF LIFE**  
*Princeton Review – 2017*

**NO. 2 – HAPPIEST STUDENTS**  
*Princeton Review – 2016*



MCAFEE KNOB

Southwest Virginia is a hotbed of activity for hikers, bikers and nature lovers along the Appalachian Trail and the New River Valley.



CASCADE FALLS

One of the most beautiful waterfalls in Virginia, Cascade Falls in nearby Giles County attracts approximately 150,000 visitors each year.





# **VT** **COACHING STAFF**





# Justin Fuente

@CoachFuente

## HEAD COACH

### THE FUENTE FILE

**Coaching Experience:** 18th season, 3rd at Virginia Tech  
**Head Coach:** 7th season, 3rd at Virginia Tech  
**Record at Tech:** 19-8  
**Record at Memphis:** 26-23  
**Overall Record:** 45-31  
**Hometown:** Tulsa, Oklahoma  
**High School:** Union (1995)  
**College:** Murray State (1999)  
**Playing Exp:** Oklahoma (1995-96)  
 Murray State (1997-98)  
**Family:** Wife – Jenny  
 Daughters – Cecilia, Caroline and Charlotte

### COACHING HISTORY

Year	School	Position
2016-18	Virginia Tech	Head Coach
2012-15	Memphis	Head Coach
2009-11	TCU	Co-Offensive Coordinator/ Quarterbacks
2007-08	TCU	Running Backs
2004-06	Illinois State	Offensive Coordinator/ Quarterbacks
2001-03	Illinois State	Quarterbacks

### BOWL GAMES/ PLAYOFFS COACHED (10)

2017	Camping World	Virginia Tech
2016	Belk	Virginia Tech
2015	Birmingham*	Memphis
2014	Miami Beach	Memphis
2011	Poinsettia*	TCU
2010	Rose	TCU
2009	Fiesta	TCU
2008	Poinsettia	TCU
2007	Texas	TCU
2006	FCS Playoffs	Illinois St.

\*Joined new team prior to bowl game

### PLAYING HIGHLIGHTS

- Was recruited to the University of Oklahoma by Howard Schnellenberger and played two seasons for the Sooners.
- Saw duty in 20 games at OU and led the Sooners to a 30-27 upset in win overtime against No. 25 Texas in the Red River Shootout (10/12/96) in the inaugural Big 12 contest between the two longtime rivals. Also set an OU freshman record with 11 TD passes that season.
- Transferred to Murray State, the same school that Frank Beamer coached prior accepting the Tech job in 1987.
- Set 11 schools records during his two-year career at Murray State, completing 458 of 794 passes (57.7%) for 6,372 yards with 50 touchdowns and 20 interceptions, good for a 140.8 rating. Also scored two rushing TDs and had a 15-yard reception.
- Posted a career-high 553 yards at Southern Illinois (9/11/99) and threw for 470 yards and five TDs in his final game against Kentucky Wesleyan (11/20/99), leading the Racers to a 53-0 victory.
- Named the 1999 Ohio Valley Conference Offensive Player of the Year and was a finalist for the Walter Payton Award.
- Played professionally for the Arena Football League's Oklahoma Wranglers before beginning his coaching career.

### WHAT A START IN HOKIE NATION!

- Named Virginia Tech's head coach on Nov. 29, 2015 after orchestrating one of the more dramatic program resurrections in recent college football history at Memphis.
- The Hokies enter their third season under Fuente in 2018, who has compiled a 19-8 record in Blacksburg, the most wins by any Tech coach in his first two campaigns.
- Georgia Tech's Paul Johnson is the only other active ACC head coach who can boast as many victories in his first two seasons at a conference school than Fuente (19).
- With 19 wins in his first two seasons at Tech, Fuente owns more victories than every Tech coach has accumulated in his first three seasons with the exception of B.C. Cabbage, who guided the program to 21 victories from 1921-23.
- The Hokies have finished back-to-back seasons in the final AP Poll for the first time since 2010-11. The Hokies will be seeking to conclude three straight seasons in the AP Top 25 for the first time since doing it eight consecutive years under Frank Beamer (2004-11).
- Fuente is one of only six FBS head coaches to register nine or more wins each of the past four seasons.
- Tech concluded the 2017 season with a 9-4 mark, finishing the year No. 24 in the AP Top 25 and No. 25 in the Amway USA Today Coaches Poll.
- Tech extended its streak of consecutive bowl appearances to 25 straight seasons in 2017 under Fuente, the longest active streak recognized by the NCAA. Should Tech earn its 26th straight bowl berth in 2018, that mark that would give VT sole possession of the third-longest streak in NCAA history.
- The Hokies have won 14 consecutive Commonwealth Cup games over Virginia, including both matchups under Fuente.
- Tech has won 17 consecutive games during Fuente's tenure when leading at halftime.
- VT owns a 6-1 mark under Fuente in games immediately following a loss.
- Fuente's well-deserved reputation for his work with quarterbacks became apparent once again in 2017 as QB Josh Jackson orchestrated the most prolific season of any freshman in Tech history.



- Jackson's 2,991 passing yards were a VT freshman record and the most of any FBS freshman in 2017, while his 20 TDs and 135.2 rating were second among FBS freshmen behind Georgia QB Jake Fromm (24 TDs, 160.1 ranking).
- Tech's traditionally stout Lunch Pail Defense also lived up to its reputation in 2017, pitching three shutouts.
- The #LPD finished the 2017 season fourth in the FBS in scoring defense (14.8 ppg) and posted an FBS-best three shutouts, while only Michigan (26.1%) held foes to a lower third-down conversion rate than VT (25.2).
- Virginia Tech continued its special teams success under Fuente as the Hokies tied for second in the FBS with six blocked kicks, finished second with 413 punt return yards and led the nation in fewest return yards allowed with 335.
- In total, the Hokies registered five return scores in 2017 (two punt return TDs, two INT return TDs and one fumble return TD).

VIRGINIA TECH FOOTBALL

## FBS COACHES 9+ WINS LAST 4 SEASONS

	2017	2016	2015	2014	Total
<b>Justin Fuente</b> (Virginia Tech, Memphis)	<b>9-4</b>	<b>10-4</b>	<b>9-3</b>	<b>10-3</b>	<b>38-14</b>
Bryan Harsin (Boise State)	11-3	10-3	9-4	12-2	42-12
Urban Meyer (Ohio State)	12-2	11-2	12-1	14-1	49-6
Mark Richt (Miami, Georgia)	10-3	9-4	10-3	10-3	39-13
Nick Saban (Alabama)	13-1	14-1	14-1	12-2	53-5
Dabo Swinney (Clemson)	12-2	14-1	14-1	10-3	50-7



## 2016 ACC COACH OF THE YEAR

- The consensus 2016 ACC Coach of the Year, Fuente was also named the top first-year FBS head coach in the nation by the Football Writers Association of America, sharing that honor with USC's Clay Helton.
- Tech finished the 2016 season ranked No. 16 in both the AP Poll and the Coaches Poll, marking the highest final mark for the Hokies since 2010 (No. 16 AP, No. 15 Coaches).
- Virginia Tech, Penn State, Colorado, West Virginia and Western Michigan all finished in the AP Top 25 after getting zero votes in the AP Preseason Poll.
- Tech's 10 wins were the team's most since 2011 and the most ever by a first-year Virginia Tech head coach, surpassing the previous mark of nine wins by C.P. Miles in 1905.
- Fuente led Tech to its sixth ACC Coastal Division title and its first since 2010, sending the Hokies to the ACC Championship Game where Tech lost a narrow 42-35 decision to eventual national champion Clemson.
- The Hokies did not lose consecutive games under Fuente in 2016 as the Hokies extended the nation's longest active bowl streak with their 24th straight appearance.
- Virginia Tech's 35-24 victory over Arkansas in the Belk Bowl marked the largest comeback in school history. The Hokies were down 24-0 at halftime before scoring 35 unanswered points en route to victory, making Fuente the initial coach to guide the Hokies to a bowl victory in his debut season.
- The Hokies broke 10 offensive single-season records in 2016, most notably registering school marks for points (490), total first downs (330), TD passes (31), passing yards (3,660) and yards of total offense (6,223).
- Among ACC squads, only Clemson (26.9) averaged more first downs per game than Virginia Tech (23.6) in 2016.
- The Hokies also returned to their dominant defensive ways in Fuente's debut campaign as Tech ranked second in the nation in third-down defense (27.5%), while ranking fourth among Power Five squads in tackles for loss (113.0) and fifth in opponent completion percentage (50.1).
- Virginia Tech also experienced a special teams resurgence as the Hokies returned to its Beamer Ball roots, blocking four kicks (three FGs, one punt), while registering TDs on a punt return and a blocked FG return.



- 1. Fuente and the Hokies hoisted The Black Diamond Trophy after a 31-24 win over West Virginia to begin the 2017 season.**
- 2. Tech's head coach made his debut on the red carpet at the 2018 NFL Draft as the Edmunds family enjoyed a historic evening.**
- 3. Under Fuente, a Tech special teams contributor earns the honorary Beamer Ball No. 25 jersey every game, including LB Andrew Motuapuaka, who wore it for Senior Day in 2017.**
- 4. ESPN's College GameDay returned to Blacksburg in 2017, as Fuente saluted the Tech faithful following an interview with Maria Taylor.**





**The Fuentes — Justin and Jenny with daughters Caroline, Charlotte, and Cecilia.**

## FUN FACTS ON THE FUENTES

- Fuente's great grandfather, Jack, supported his family during the Great Depression as a professional wrestler under the nicknames "The Spanish Red Devil" and "Spanish Jack".
- The most popular conversation piece in Fuente's office is a WWE title belt that was presented by Memphis native Jerry "The King" Lawler after Fuente's Memphis squad won a share of the 2014 American Athletic Conference championship.
- Other notable pieces of wrestling memorabilia in Fuente's office include a pair of personalized photos from Hall of Fame wrestling announcer Jim Ross, who once served as a high school football referee in Oklahoma.
- Current Virginia Tech offensive line coach Vance Vice held that same role at Murray State when Fuente was the Racers' quarterback. Vice is also an Oklahoma native and once played in a high school game where Ross was an official.
- Jenny was an accomplished athlete in her own right as a volleyball student-athlete at Illinois State. The 1998 Missouri Valley Conference Newcomer of the Year was a first-team all-conference choice in 1999. After major shoulder surgery, sidelined her in 2000, she returned to the court to earn second-team All-MVC honors in 2001 and first-team accolades as a senior in 2001. She holds a business degree from Illinois State in addition to earning a master's degree in kinesiology and recreation with an emphasis in sport management.
- An avid golfer and fisherman in his limited free time, Fuente enjoyed the thrill of playing Pebble Beach in June.
- The Fuentes are the proud owners of two dogs – Petey & Bear.

## THE MEMPHIS TURNAROUND

- Compiled a 19-6 record in his final two seasons at Memphis, guiding the Tigers to back-to-back bowl berths after inheriting a program that went 5-31 in three years before his arrival.
- Memphis scored 471 points in 2014, shattering the old school record of 430 points set in 2004, while allowing a mere 19.5 points per game, a figure that ranked 11th among FBS squads.
- Unanimous selection as 2014 American Athletic Conference Coach of the Year when he led Memphis to its first conference title since 1971.
- The Tigers went +11 (31 takeaways/20 giveaways) in the turnover column in 2014, finishing the campaign ranked in both the AP Top 25 and in the USA Today/Amway Coaches Polls, a first in school history.
- Guided Memphis to a 15-game winning streak that included a 37-24 win over No. 13 Ole Miss (10/17/15).
- Fuente's squad led Conference USA in total defense in league games in 2012, giving up just 331.6 ypg.
- Memphis posted a 9-3 regular season mark in 2015, capped by a 63-0 win vs. SMU in Fuente's finale as the Tigers' head coach.
- The Tigers also excelled on special teams under Fuente as Tom Hornsey won the 2013 Ray Guy Award as the nation's top collegiate punter.
- The Tigers concluded a 10-3 season in 2014 with a 55-48 double-OT triumph over BYU in the Miami Beach Bowl, the first 10-win season for the Tigers since 1938.
- Fuente's final game as Memphis head coach was a 63-0 win vs. SMU (11/28/15). QB Paxton Lynch tied an FBS record with seven touchdown passes in the first half of that game. Lynch threw for a school-record 28 TD passes on the 2015 season.
- Memphis outscored its opponents by an average margin of 20.7 points per game during a run of 15 consecutive wins from 2014-15, scoring 652 points (43.5 ppg), while allowing only 341 (22.7 ppg).



## BUILDING THE BLUEPRINT AT TCU

- Earned a well-deserved reputation not only as a top recruiter, but also as one of football's most innovative offensive minds during a record-setting five-year stint on head coach Gary Patterson's staff at TCU (2007-11).
- It was also at TCU where Fuente began a track record of developing quarterbacks and preparing them for NFL futures.
- During his final three seasons as play caller, QBs coach and co-offensive coordinator at TCU from 2008-10, the Horned Frogs produced a 36-3 overall record and went on a 24-game win streak in the Mountain West Conference.
- From 2008-10, TCU was the only program in the country that finished in the Top 10 in both the AP Poll and USA Today Coaches Poll all three of those campaigns. TCU also made back-to-back appearances in BCS bowls with Fuente on the staff, registering a 2011 Rose Bowl victory over No. 5 Wisconsin.
- In 2010, TCU set single-season school marks in touchdowns (73), points scored (541), total offense (6,199 yards) and first downs (327).
- The Horned Frogs also ranked fourth nationally in scoring (41.6 ppg), sixth in passing efficiency (166.9), 10th in rushing (247.4 ypg) and 12th in total offense (476.9 ypg) in 2010.
- His prowess for mentoring quarterbacks garnered national attention as TCU QB Andy Dalton flourished under his tutelage. From 2009-10, Dalton led TCU to a 25-1 record and set the Mountain West career record for total offense (11,925 yards).
- TCU was the only school in the nation to have two different quarterbacks rank in the top 10 in the country in passing efficiency from 2009-11.
- After Dalton completed his career as TCU's career leader in virtually every passing category, QB Casey Pachall picked up where Dalton left off. In 2011, Pachall led TCU to an 11-2 mark, completing 66.5 percent of his throws (228 of 343) with 25 TDs and seven INTs.

## FCS ROOTS AT ILLINOIS STATE

- The composition of the Fuente's current staff traces some key roots to his initial coaching assignment at Illinois State as four of his nine assistants – Brad Cornelsen, Galen Scott, Vance Vice and Holmon Wiggins – worked with him there. In an ironic twist, the hometown of Bud Foster (Nokomis, Ill.) is actually less than 100 miles from Normal, Illinois.
- After beginning his tenure at Illinois State coaching quarterbacks in 2001, he added offensive coordinator duties to his assignment for his final three seasons with the Redbirds (2004-06).
- Under his direction in 2005, Illinois State ranked fifth in both total offense (477.6 ypg) and scoring (39.2 ppg) among FCS squads.



## PROMINENT QB PUPILS

**PAXTON LYNCH** **Memphis**  
**D1-2016 (26th overall) – Denver**  
 Completed 555 of 856 (64.8%) of his passes for 6,807 yards with 50 TDs and 13 INTs in 2014-15

**ANDY DALTON** **TCU**  
**D2-2011 (35th overall) – Cincinnati**  
 Three-time Pro Bowler completed 63.8 percent (408 of 639) of his passes for 5,613 yards with 50 TDs and 14 INTs at TCU (2009-10). In 109 career regular season starts, has thrown for 25,534 yards with 167 TDs and 93 INTs, leading the Bengals to five playoff berths.

**CASEY PACHALL** **TCU**  
 Completed 66.5 percent of his throws (228 of 343) with 25 TDs and seven INTs in 2011.

**JEROD EVANS** **Virginia Tech**  
 Set VT single-season records for TD passes (29), passing yards (3,546) and total offense (4,392) in 2016.

## OTHER PROMINENT NFL PUPILS

**LB GENARD AVERY** **D5-2018 – Cleveland**  
**Memphis** Registered 21.5 sacks, 44.5 TFL at Memphis

**S LONNIE BALLENTINE** **D7-2014 – Houston**  
**Memphis** 3 INTs and 10 PDs in final two seasons at Memphis

**T MARCUS CANNON** **D5-2011 – New England**  
**TCU** Patriots (2011-18)  
 Two-Time SB Champion

**TE ALAN CROSS** **FA-2016 – Tampa Bay**  
**Memphis** Has played in 22 games for Buccaneers (2016-18)

**S AKEEM DAVIS** **FA-2014 – Washington**  
**Memphis** 13 NFL games (2014-16)

**G JORDAN DEVEY** **FA-2013 – Baltimore**  
**Memphis** SB XLIX champion with Patriots (2013-14), 49ers (2015) and Chiefs (2016-18)

**S TERRELL EDMUNDS** **D1-2018 - Pittsburgh**  
**Virginia Tech** 28th overall selection  
 2017 Third-team All-ACC

**LB TREMAINE EDMUNDS** **D1-2018 - Pittsburgh**  
**Virginia Tech** 16th overall selection  
 Butkus Award Finalist

**K JAKE ELLIOTT** **D5-2017 – Cincinnati**  
**Memphis** 2014 & 2015 American Conference Special Teams POY; Super Bowl LII winner with Eagles (2017)

**WR ISAIAH FORD** **D7-2017 – Miami**  
**Virginia Tech** VT career leader with 24 TD catches. Ranks second in receptions (210) and receiving yards (2,967)

**WR MOSE FRAZIER** **FA-2017 – Carolina**  
**Memphis** 135 receptions for 1,599 yards and eight TDs at Memphis

**DE MARTIN IFEDI** **D7-2015 – St. Louis**  
**Memphis** Owns Memphis career record with 22.5 sacks

**WR TEVIN JONES** **FA-2016 – Houston**  
**Memphis** Signed with Steelers in 2018

**WR JEREMY KERLEY** **D5-2011 – N.Y. Jets**  
**TCU** Jets (2011-15), 49ers (2016) 246 recs. for 2,892 yards with 12 TDs.

**C JAKE KIRKPATRICK** **FA-2011 – Indianapolis**  
**TCU** 2009 All-America pick by Sports Illustrated

**CB ARTHUR MAULET** **FA-2017 – New Orleans**  
**Memphis** Played in six games as a rookie in 2017

**LB WYNTON MCMANIS** **FA-2016 – San Francisco**  
**Memphis** Played 12 games for Calgary (CFL) in 2017

**CB BOBBY MCCAIN** **D5-2015 – Miami**  
**Memphis** 48 games (19 starts) for Dolphins.

## COACHING INFLUENCES



### BILL BLANKENSHIP

Fuente played for Blankenship at Tulsa's Union High School. Blankenship later served as head coach at Tulsa (2011-14) and worked with Fuente at Memphis (2015). He currently is the head coach at Owasso High School in Owasso, Oklahoma.

*"I'd still run through a brick wall for him. Many years later, he's still my coach, but he's also become a great friend, confidant and mentor. I'm eternally grateful for everything he's taught me over the years, lessons that have extended far beyond the football field. He's taught me about life, how to treat people, how to deal with success and how to overcome adversity." – Fuente*



### DICK WINDER

The late Winder served as Oklahoma offensive coordinator when Fuente was quarterbacking the Sooners in the 1990s. Winder retired as Gary Patterson's quarterbacks coach at TCU following the 2006 season and encouraged Patterson to interview Fuente for that position.

*"Coach Winder was as rough and tough and as hard as they come. I would have jumped in front of a train for him, though. He was the polar opposite of Coach Blankenship personality-wise, but what an amazing coach. While my demeanor may be different, a lot of techniques and idiosyncracies of coaching offense and quarterbacks specifically, I took from Coach Winder." – Fuente*



### GARY PATTERSON

Before accepting the challenge of rebuilding the Memphis program, Fuente spent five invaluable seasons working with Patterson at TCU from 2007-11 as the Horned Frogs emerged as a national power.

*"I patterned many organizational pieces of our program based on the structure of what Coach Patterson had developed at TCU. Working with Gary really prepared me in a number of facets to become a head coach. Gary's expertise was on defense, but I really appreciated the balance he struck between giving us his input on the offense and then giving us the freedom to operate, while being mindful of the overall picture with defense and special teams. It was a great lesson and it's a style I try to emulate with our staff." – Fuente*

**WR ANTHONY MILLER** **D2-2018 – Chicago**  
**Memphis** First-team All-America had 238 catches for 3,590 yards with 37 TDs at Memphis

**T MARSHALL NEWHOUSE** **D5-2010 – Green Bay**  
**TCU** 100 career NFL games (70 starts)

**WR CAM PHILLIPS** **FA-2018 – Buffalo**  
**Virginia Tech** VT career leader with 236 catches for 3,027 yards

**WR LAURENT ROBINSON** **D3-2007 – Atlanta**  
**Illinois State** 192 recs. with 29 TDs at ISU

**G WYATT TELLER** **D5-2018 – Buffalo**  
**Virginia Tech** 2017 First-Team All-ACC  
 53 games (43 starts) at VT

**RB MATTHEW TUCKER** **FA-2013 – Philadelphia**  
**TCU** Eagles (2013-14)



# Bud Foster

@CoachFosterVT

ASSOCIATE HEAD COACH, DEFENSIVE COORDINATOR & LINEBACKERS



## THE FOSTER FILE

**Experience:** 38th season/32nd at Virginia Tech  
**Hometown:** Nokomis, Ill.  
**High School:** Nokomis (1977)  
**College:** Murray State (1981)  
**Playing Exp:** Murray State (1977-80)  
**Family:** Children – Grant, Amy and Hillary  
 Grandchildren – Jaiden, Braxton and Nora

## COACHING HISTORY

Year	School	Position
2016-18	Virginia Tech	Assoc. HC/DC/LBs
1996-15	Virginia Tech	Def. Coord./Inside LBs
1995	Virginia Tech	Co-Defensive Coordinator/ Inside Linebackers
1994	Virginia Tech	Inside Linebackers/ Special Teams
1993	Virginia Tech	Linebackers/Special Teams
1988-92	Virginia Tech	Outside Linebackers
1987	Virginia Tech	Inside Linebackers
1986	Murray State	Linebackers/Special Teams
1983-85	Murray State	Outside Linebackers
1981-82	Murray State	Graduate Assistant

## VT BOWL GAMES COACHED (25)

2017	Camping World	2004	Sugar
2016	Belk	2003	Insight
2015	Independence	2002	San Francisco
2014	Military	2001	Gator
2013	Sun	2000	Gator
2012	Russell Athletic	1999	Sugar
2011	Sugar	1998	Music City
2010	Orange	1997	Gator
2009	Chick-fil-A	1996	Orange
2008	Orange	1995	Sugar
2007	Orange	1994	Gator
2006	Chick-fil-A	1993	Independence
2005	Gator		

## PLAYOFF GAMES PLAYED (1)

1979 Murray State Division I-AA Playoffs

## PROMINENT NFL PUPILS

**LLB Xavier Adibi D4-2008 – Houston**  
 Texans, Vikings, Titans (2008-12)

**LB James Anderson D3-2006 – Carolina**  
 Panthers, Patriots, Buccaneers, Cowboys, Titans, Saints (2006-15)

**S Cory Bird D3-2001 – Indianapolis**  
 Colts (2001-04)

**CB Ike Charlton D2-2000 – Seattle**  
 Seahawks, Jaguars, Giants (2000-03)

**S Chuck Clark D6-2017 – Baltimore**  
 Played in 15 games for Ravens as a rookie in 2017.

**S Kam Chancellor D5-2010 – Seattle**  
 Seahawks (2010-present); Super Bowl XLVIII champion

**S Terrell Edmunds D1-2018 – Pittsburgh**  
 Selected 28th overall in 2018 NFL Draft.


**LB Tremaine Edmunds D1-2018 – Buffalo**  
 Selected 16th overall in 2018 NFL Draft.

**DT John Engelberger D2-2000 – San Francisco**  
 49ers (2000-04); Broncos (2005-08)

**CB Antone Exum, Jr. D6-2014 – Minnesota**  
 Vikings (2014-17); 49ers (2017-present)

**CB Brandon Flowers D2-2008 – Kansas City**  
 Chiefs (2008-13); Chargers (2014-16)

**CB Kendall Fuller D3-2016 – Washington**  
 Traded to KC after playing in 29 games for Redskins



**CB Kyle Fuller D1-2014 – Chicago**  
 Bears (2014-present); Signed new contract in 2018.

**S Vincent Fuller D4-2005 – Tennessee**  
 Titans (2005-10); Lions (2011)

**S Torrian Gray D2-1997 – Minnesota**  
 Vikings (1997-98)

**LB Cody Grimm D7-2010 – Tampa Bay**  
 Buccaneers (2010-12)

**CB DeAngelo Hall D1-2004 – Atlanta**  
 Falcons (2004-07); Raiders (2008); Redskins (2008-17)

**CB Jayron Hosley D3-2012 – N.Y. Giants**  
 Giants (2012-15)

**LB Corey Moore D3-2000 – Buffalo**  
 Bills, Dolphins (2000-01)

**DT Tim Settle D5-2018 – Washington**  
 Four sacks in two seasons at Tech

**S Nick Sorensen FA-2001 – St. Louis**  
 Rams (2001-02); Jaguars (2003-06); Browns (2007-10)

**CB Greg Stroman D7-2018 – Washington**  
 Nine career INTs, four punt return TDs at Tech

**DE Darryl Tapp D2-2006 – Seattle**  
 Seahawks, Eagles, Redskins, Lions, Saints (2006-17)

**LB Ben Taylor D4-2002 – Cleveland**  
 Browns, Packers (2002-06)

**DB Jimmy Williams D2-2006 – Atlanta**  
 Falcons (2006-07)

**LB Jason Worilds D2-2010 – Pittsburgh**  
 Steelers (2010-14)





**LB Tremain Edmunds (16th overall – Buffalo) and S Terrell Edmunds (28th overall – Pittsburgh) became the first pair of brothers to ever be drafted in the first round of the same NFL Draft in 2018.**

## COACHING HIGHLIGHTS

- Respected as one of the nation's top coaching minds and one of college football's most decorated defensive coordinators, enters his 32nd season at Virginia Tech.
- Elevated to the post of associate head coach by current Tech head coach Justin Fuente after enjoying a historic 29-season run under Frank Beamer that began in 1987. Interestingly, both Fuente and Foster played at Murray State more than a decade apart.
- Architect of Tech's famed "Lunch Pail Defense," Foster is the longest continually tenured FBS assistant coach at the same school, holding that position with the Hokies since 1995 (as co-coordinator).
- Has been a key component in helping the Hokies register the nation's longest active bowl streak recognized by the NCAA, a 25-year stretch that began in 1993.
- Beginning in 1995, the Hokies began a stretch where the program produced 13 seasons with 10 or more victories during a 17-season span.
- Won the 2006 Broyles Award, given annually to the top assistant coach in the country, and was a finalist on three other occasions (1999, 2001, 2005).
- Named the Division I-A Defensive Coordinator of the Year by American Football Coach magazine after helping the Hokies to the 1999 national championship game on the strength of a defense that led the nation in scoring defense at 10.5 ppg.
- His defenses have led the nation in a major defensive statistical category nine times and have placed in the top five 44 different times.
- Foster's 2017 defense led the nation in opponent completion percentage (48.60%), was second on third downs (26.2), fourth in scoring defense (14.8 ppg) and were fifth in first downs allowed (290).

- Virginia Tech has finished in the top five in scoring defense on seven different occasions under Foster. In addition to ranking fourth in 2017, Tech led the nation in both 1999 and 2006, while ranking second in 2001, 2004 and 2005. The Hokies registered six straight top 10 finishes in scoring defense from 2004-09.
- The Hokies led the nation in total defense in both 2005 and 2006, while ranking second in 2001.
- His 2006 defense was arguably one of Virginia Tech's finest as the Hokies led the nation in scoring defense (11.0 ppg), total defense (219.5 ypg) and pass defense (128.2 ypg).
- Since Foster took over sole reins as Tech's defensive coordinator in 1996, the Hokies lead all FBS programs in sacks (813.0), sack yardage (-5,573), interceptions (373) and third-down percentage (31.2).
- Over that same span, only Alabama (16.2 ppg) and Ohio State (16.6 ppg) have been better in scoring than Virginia Tech (17.5).
- Since the start of the 1996 season the Hokies are second among FBS squads in pass defense (189.0 ypg) and takeaways (596), while ranking third in total defense (305.7 ypg) and fifth in rushing defense (116.7 ypg).
- Thanks to his opportunistic defenses, Virginia Tech owns an unbelievable +124 turnover differential (596 takes/472 gives) dating back to 1996, while 53 different defensive players have scored a total of 81 touchdowns.
- Blacksburg has truly become a no-passing zone under his direction. Since the start of the 1996 campaign, Tech has permitted the lowest completion percentage (50.4) of any FBS team, while owning the best INT percentage (4.4) of any Power Five squad and the third-best TD/INT differential (0.79) over that span.
- Only Florida (106.2) has held opponents to a lower composite passer rating than VT (106.7) since 1996.

- Going back to 1996 NFL Draft, 45 of his defensive pupils have been drafted including 11 players picked in the first or second rounds. Seven of those 11 first or second-round selections have been defensive backs, including a trio of first rounders in CBs Kyle Fuller (D1-14, Chicago), DeAngelo Hall (D1-04, Atlanta) and S Terrell Edmunds (D1-18, Pittsburgh).
- Coached three of the four Fuller brothers – Vinnie, Kyle and Kendall – part of the only quartet of brothers in NFL history to all be drafted and all attend the same college.
- Coached two of the three Edmunds brothers – Tremain and Terrell – the only pair of brothers to both be selected in the first round of the same NFL Draft.
- Hall earned three Pro Bowl berths during his pro career, while fifth-round pick Kam Chancellor has earned a Super Bowl ring, appeared in two Super Bowls and been named to four Pro Bowl squads with Seattle.
- Two of Foster's players - DT Tim Settle and CB Greg Stroman - were both drafted by Washington in 2018, where another of his pupils (Torrian Gray) serves as defensive backs coach.
- Postseason honors have become synonymous with the Hokies' defense with at least one defensive player earning All-America honors of some form in 18 different seasons.
- Under Foster, Virginia Tech produced its first Lombardi Award winner and its first Nagurski Trophy winner in Corey Moore.
- The Hokies have also two BIG EAST defensive players of the year during Foster's tenure – Moore, who earned the honor in both 1998 and 1999, and Cornell Brown, who won it in 1995. Brown would later earn a Super Bowl ring with the Baltimore Ravens.
- Began his career as a GA at Murray State (1981-82) before eventually making the move with Beamer to Blacksburg in 1987.



# Tradition: Defensive Dominance



## VIRGINIA TECH AMONG FBS DEFENSIVE LEADERS 1996 – PRESENT

Rank	Category	No.
1st	Sacks	813.0
1st	Sack Yards	-5,573
1st	Interceptions	373
1st	INT Pct.	4.5
1st	Third-Down Pct.	31.2
1st	Completion Pct.	50.4
2nd	Pass Defense	188.4 ypg
2nd	INT Return TDs	46
2nd	Passer Rating	106.7
2nd	Takeaways	577
3rd	Scoring	17.5
3rd	TD/INT Ratio	0.79
3rd	Total Defense	307.0 ypg
5th	Rush Defense	116.7 ypg

## THE LUNCH PAIL D BY THE NUMBERS UNDER FOSTER

- 99-1 when holding foes to 10 points or fewer
- 71 defensive TDs
- 50 different Hokies have scored defensive TDs
- 45 players selected in NFL Draft
- 43 games with three or more INTs
- 34 shutouts
- 11 players drafted in first or second rounds
- 3 players earned Super Bowl rings – LB Cornell Brown, S Pierson Prioleau, S Kam Chancellor
- 3 Pro Bowlers – S Kam Chancellor, CB Brandon Flowers, CB DeAngelo Hall

## TECH'S TOP-15 NATIONAL DEFENSIVE RANKINGS UNDER COACH BUD FOSTER

<b>1995</b> 1st Rushing Defense (77.36 ypg) 5th Scoring Defense (14.09 ppg) 10th Total Defense (285.9 ypg)	8th Rushing Defense (92.68 ypg) T9th Interceptions (19)	<b>2013</b> 4th Total Defense (283.2 ypg) 5th Pass Efficiency (100.48) 6th Interceptions (19) 7th Sacks (3.00 spg) 8th Pass Defense (172.3 ypg) 10th Rushing Defense (110.9 ypg) 11th Scoring Defense (19.3 ppg) 15th Tackles For Loss (7.4 pg)
<b>1996</b> T9th Scoring Defense (15.27 ypg)	<b>2006</b> 1st Total Defense (219.46 ypg) 1st Scoring Defense (11.00 ppg) 1st Pass Defense (128.23 ypg) 2nd Pass Efficiency (91.37)	<b>2014</b> 3rd Tackles For Loss (8.4 pg) 3rd Sacks (3.69 spg) 4th Third Down Defense (28.8%) 6th Red Zone Defense (71.4%) 10th First Downs Defense (2.16) 14th Pass Efficiency (109.17) 14th Scoring Defense (20.2 ppg) 14th Defensive Touchdowns (4) 8th Fourth Down Conv. (27.8%)
<b>1997</b> 13th Scoring Defense (16.82 ppg)	<b>1998</b> 2nd Interceptions (23) 4th Scoring Defense (12.9 ppg) 7th Total Defense (284.9 ypg) 11th Rushing Defense (102.2 ypg) 11th Pass Efficiency (103.4)	<b>2015</b> T2nd Fewest Completions (175) 4th Completion Pct. (49.6)
<b>1999</b> 1st Scoring Defense (10.5 ppg) 3rd Total Defense (247.3 ypg) 3rd Rushing Defense (75.9 ypg) 7th Pass Efficiency (98.1)	<b>2000</b> T-3rd Interceptions (23)	<b>2016</b> 3rd Third Down Defense (27.5%) 5th Completion Pct. (50.1%) T7th Tackles For Loss (113.0) 14th Pass Efficiency (111.1)
<b>2001</b> 2nd Total Defense (237.81 ypg) 2nd Rushing Defense (71.6 ypg) 2nd Scoring Defense (13.4 ppg) 3rd Pass Efficiency Defense (85.62) T7th Interceptions (19) 8th Pass Defense (166.27 ypg)	<b>2002</b> 1st Interceptions (24) 5th Turnovers Gained (37)	<b>2017</b> 1st Completion Pct. (48.60%) 2nd Third Down Defense (26.2%) T 2nd Red Zone Scores Allowed (21) 4th Scoring Defense (14.8 ppg) 7th First Downs Allowed (200) 7th Red Zone Scoring Pct. (72.7%) 13th Total Defense (319.3 ypg) 13th Tackles For Loss 15th Rushing Defense (119.5)
<b>2004</b> 2nd Scoring Defense (12.85 ypg) T2nd Turnovers Gained (32) 4th Total Defense (268.00 ypg) 4th Pass Defense (152.77 ypg) T4th Interceptions (19) 7th Pass Efficiency Defense (100.95) 9th Turnover Margin (1.00)	<b>2003</b> 3rd Scoring Defense (16.07 ppg) 4th Total Defense (293.31 ypg) 5th Pass Efficiency (99.12) 5th Rushing Defense (86.64 ypg) 5th Sacks (3.36) T8th Interceptions (22) T13th Turnovers Gained (31)	<b>2010</b> 1st Turnover Margin (1.36) T2nd Interceptions (23) T8th Turnovers Gained (32) 15th Pass Efficiency (122.45)
<b>2005</b> 1st Total Defense (247.62 ypg) 2nd Scoring Defense (12.92 ppg) 2nd Pass Efficiency Defense (92.68) 3rd Pass Defense (154.23 ypg)	<b>2007</b> 3rd Scoring Defense (16.07 ppg) 4th Total Defense (293.31 ypg) 5th Pass Efficiency (99.12) 5th Rushing Defense (86.64 ypg) 5th Sacks (3.36) T8th Interceptions (22) T13th Turnovers Gained (31)	<b>2008</b> T4th Turnovers Gained (34) 7th Total Defense (279.43 ypg) T8th Interceptions (20) 9th Scoring Defense (16.71 ppg) 14th Rushing Defense (104.43 ypg)
	<b>2009</b> 8th Pass Efficiency (99.21) 9th Scoring Defense (15.62 ppg) 11th Pass Defense (167.08) 12th Total Defense (295.46 ypg) 13th Turnover Margin (.69) 14th Sacks (2.77 spg) T15th Tackles For Loss (7.08 pg)	<b>2011</b> 7th Scoring Defense (17.64 ppg) 10th Total Defense (304.64 ypg) 12th Sacks (2.93) 14th Pass Efficiency (112.05) 14th Rushing Defense (104.07 ypg)
	<b>2010</b> 1st Turnover Margin (1.36) T2nd Interceptions (23) T8th Turnovers Gained (32) 15th Pass Efficiency (122.45)	<b>2012</b> T9th Tackles For Loss (7.62 pg) 14th Pass Efficiency (108.89)





# Adam Lechtenberg

**ASSISTANT HEAD COACH/  
EXECUTIVE DIRECTOR OF PLAYER DEVELOPMENT**

## THE LECHTENBERG FILE

**Experience:** 16th season/2nd at Virginia Tech  
**Hometown:** Butte, Nebraska  
**High School:** Butte (1998)  
**College:** Nebraska (2003); TCU (2010)  
**Playing Exp:** Nebraska (1998)  
**Family:** Wife – Kristy, Daughter – Madison

## FOOTBALL HISTORY

Year	School	Position
2018	Virginia Tech	Asst. HC/Exe. Director of Player Development
2017	Virginia Tech	Dir. of Player Development
2016	Tennessee Martin	Passing Game Coord./ Wide Receivers
2015	Memphis	Interim WRs
2012-15	Memphis	Director of Player Personnel
2010-11	Central Connecticut St.	Co-OC/QBs
2007-09	TCU	Graduate Assistant
2005-06	Wayne State	Wide Receivers
2003-04	Fowler HS	Defensive Coordinator

## BOWL GAMES COACHED (3)

2007	Texas	TCU
2008	Pointsettia	TCU
2010	Fiesta	TCU

## PLAYING HIGHLIGHTS

▪ Former walk-on defensive back at Nebraska under head coach Frank Solich.



## COACHING HIGHLIGHTS

- Adam Lechtenberg originally joined Virginia Tech in 2017 as director of player development.
- Was promoted to assistant head coach/executive director of player development in 2018.
- Lechtenberg works directly with head coach Justin Fuente in overseeing the program's recruiting efforts and managing Tech's roster, in addition to serving as the team's 10th assistant coach.
- "Adam has earned the opportunity to take on a larger role with our program," Fuente said upon promoting Lechtenberg in January 2018. "I implicitly trust his judgment and skills as a talent evaluator. He shares my vision for the program and understands what we need to accomplish on a daily basis. Adam also knows the type of people and the traits of players who will help our team improve. I also have a tremendous appreciation for all the positives he brings to our coaching staff as a teacher and innovator. This expanded role allows us to take full advantage of Adam's many skills as our program continues to evolve."
- The Butte, Nebraska native manages all aspects of Tech's roster with Fuente from scholarship allocation to directing the team's walk-on program. His new designation will also permit him to represent Tech on the road as a recruiter and engage directly with high school coaches across the nation.
- During his tenure working with Fuente at Memphis from 2012-15, Lechtenberg served as director of player personnel and acted as a liaison between the football program and academics, admissions and housing.
- Lechtenberg oversaw the Tigers' walk-on program that made a substantial impact on the on-field turnaround at Memphis under Fuente. In total, 11 of his walk-ons eventually earned scholarships at Memphis, while 23 made major contributions.
- Spent the 2016 season as passing game coordinator/ wide receivers coach at the University of Tennessee at Martin. In addition to his on-field coaching duties, his recruiting territory included Alabama, Tennessee and junior colleges.
- Began his coaching career as an offensive graduate assistant working with Fuente at TCU from 2007-09. He spent the 2010-11 seasons as co-offensive coordinator/ quarterbacks coach at Central Connecticut State.

## QUALITY CONTROL



**Beau Davidson**  
Offense



**Cody Grimm**  
Defense

## GRADUATE ASSISTANTS




**Johnathan Galante**  
Special Teams



**Caleb Gelsomino**  
Offense



**Zach Sparber**  
Defense



**Jack Tyler**  
Defense



# Zohn Burden @CoachBurdenVT



## RUNNING BACKS

### THE BURDEN FILE

**Experience:** 13th season/4th at Virginia Tech  
**Hometown:** Virginia Beach, Virginia  
**High School:** Salem (2002)  
**College:** VMI (2006)  
**Playing Exp:** VMI (2002-05)  
**Family:** Children – Zaria, Zamir, Langston, Zohn

### COACHING HISTORY

Year	School	Position
2016-18	Virginia Tech	Running Backs
2015	Virginia Tech	Wide Receivers
2012-14	Old Dominion	Passing Game Coordinator/ Wide Receivers
2011	Richmond	Wide Receivers
2007-10	Old Dominion	Defensive Backs
2006	Fork Union	Wide Receivers/ Defensive Backs

### BOWL GAMES/ PLAYOFFS COACHED (4)

2017	Camping World	Virginia Tech
2016	Belk	Virginia Tech
2015	Independence	Virginia Tech
2012	FCS Playoffs	Old Dominion

### PROMINENT PUPILS

**WR Isaiah Ford D7-Miami – 2017**  
 Owns the VT career record with 24 TD catches, while ranking second in receptions (210) and rec. yards (2,967).

**WR Tre Gray**  
 AP All-America Third Team

**WR Nick Mayers**  
 All-Colonial Athletic Association First Team

**WR Zach Pascal**  
 All-Conference USA Honorable Mention

**WR Cam Phillips FA-2018 – Buffalo**  
 Holds Tech career marks for receptions (236) and rec. yards (3,027) and ranks fifth in VT annals with 17 TDs.

**RB Sam Rogers D7-L.A. Rams – 2017**  
 All-purpose back spent 2017 on Rams' practice squad.

**WR Antonio Vaughan**  
 All-Conference USA First Team

### PLAYING HIGHLIGHTS

- Three-time All-Big South wide receiver at VMI from 2002-05, finished his career with 162 receptions for 2,101 yards (13.0 avg.) with 12 touchdowns for the Keydets.
- His 162 catches rank second in school history behind only Mark Stock (165) while his yardage tally is third in VMI history.
- Owns a share of a school record with a reception in 34 consecutive games.
- Racked up 58 catches for 742 yards and three TDs as a senior in 2005, tying as the second-best season reception total at the school. Also had 57 catches as a junior in 2004.
- Registered two games with 10 catches during his career, a mark that ties as the second-best single-game tally in VMI history, while his five 100-yard contests are the second-highest total in the VMI record book.



### COACHING HIGHLIGHTS

- Talented and versatile coach enters his fourth season at Virginia Tech, his third coaching running backs.
- Originally joined Tech as wide receivers coach in 2015.
- Selected to participate in NFL's Bill Walsh Diversity Coaching Fellowship with the Washington Redskins during camp in July 2017 and with the Los Angeles Chargers in July 2018.
- Born and raised in the heart of the 757, Burden hails from an area that has served as a hotbed of talent for the Hokies for generations. Also owns experience coaching at Fork Union Military Academy, a school that has produced a distinguished pedigree of NFL performers.
- Helped groom RB Sam Rogers into a multiple-purpose offensive threat who was drafted by the L.A. Rams.
- A record-setting collegiate receiver in his own right at VMI, helped develop WR Isaiah Ford into Tech's first pass catcher to ever produce a 1,000-yard season in 2015 when he set a single-season school record with 1,164 yards, including a 12-catch, 227-yard effort in the Independence Bowl.
- Also played a role in the development of WR Cam Phillips, who caught 49 passes for 582 yards with a pair of TDs under his tutelage in 2015.
- Joined the Hokies after a three-year stint as the passing game coordinator and coaching wide receivers for Old Dominion (2012-14).
- Prior to Virginia Tech, Burden spent three seasons at Old Dominion (2012-14) in Norfolk, Virginia, where he groomed 1,000-yard wideouts such as Antonio Vaughan, Zach Pascal, Larry Pinkard and Nick Mayers.
- Old Dominion was one of 13 FBS schools in 2014 to have three players with 40 or more catches and one of 16 schools to have four players with 30 or more receptions.
- Vaughan produced his best collegiate season with 63 catches for a league-high 1,019 yards under Burden's guidance in 2014 as his 12 touchdowns tied for fourth among FCS programs.
- With Burden serving as passing game coordinator in 2013, Old Dominion ranked fourth in the FCS in scoring offense (42.3 ppg), fourth in passing offense (359.4 ypg) and seventh in total offense (519.0 ypg) as Pinkard led the squad with 68 catches for 1,020 yards.
- Helped lead the most prolific FCS offense in 2012 as the Monarchs led the nation in scoring (45.2 ppg), total offense (548.2 ypg), passing offense (393.8 ypg) and TD passes (44). Mayers tied for second among FCS performers with a school-record 16 TD catches. He also set single-season school records with 79 catches for 1,233 yards earning All-America honors from College Sports Madness and Beyond Sports Network.
- Developed WR Tre Gray into a record-setting receiver at Richmond in 2011. He earned third team All-America honor from the AP after leading the Colonial Athletic Association and setting Richmond single-season records with 95 receptions for 1,187 yards.
- Served as an integral part of one of the most successful start-up programs in recent history as Old Dominion returned to the field in 2009 after a 68-year absence.
- Joined the ODU staff as defensive backs coach in 2007, helping to build a roster from scratch as the Monarchs got on the field in 2009 and produced a 9-2 mark, the best record for a first-year program in the modern era of college football.
- Embarked on his coaching career in 2006 at Fork Union Military Academy where he coached wide receivers and defensive backs while also serving as the passing game coordinator and recruiting liaison.





# Brad Cornelsen

## OFFENSIVE COORDINATOR & QUARTERBACKS

### THE CORNELSEN FILE

**Experience:** 20th season/3rd at Virginia Tech  
**Hometown:** Texhoma, Oklahoma  
**High School:** Texhoma (1995)  
**College:** Missouri Southern State (2000)  
**Playing Exp:** Missouri Southern State (1995-98)  
**Family:** Wife – Jaimi; Son – Wyatt;  
 Daughter – Wynn

### COACHING HISTORY

Year	School	Position
2016-18	Virginia Tech	Offensive Coord./QBs
2015	Memphis	Co-OC/Quarterbacks
2014	Memphis	Quarterbacks
2013	Memphis	Quarterbacks
2012	Memphis	Quarterbacks
2011	Northeastern State	Offensive Coordinator
2010	Northeastern State	Offensive Coordinator
2009	Northeastern State	Offensive Coordinator
2008	Oklahoma State	Quality Control
2007	Illinois State	Quarterbacks
2003-06	Illinois State	Wide Receivers
2002	Oklahoma State	Graduate Assistant
2001	Oklahoma State (fall)	Graduate Assistant
2001	NW Missouri State	Graduate Asst. (spring)
2000	NE Oklahoma A&M	Student Assistant
1999	Missouri Southern State	Student Assistant

### BOWL GAMES/ PLAYOFFS COACHED (7)

2017	Camping World	Virginia Tech
2016	Belk	Virginia Tech
2015	Birmingham	Memphis
2014	Miami Beach	Memphis
2008	Holiday	Oklahoma State
2006	Illinois State	FCS Playoffs
2002	Houston	Oklahoma State

### PROMINENT PUPILS

#### QB Jerod Evans

Set VT single-season records for TD passes (29), passing yards (3,546) and total offense (4,392) in 2016.

#### WR Isaiah Ford D7-2017 – Miami

Set VT's single-season record with 79 catches in 2016.

#### QB Josh Jackson

Owns VT freshman records with 2,991 pass yards, 20 TDs.

#### QB Paxton Lynch D1-2016 – Denver

8,863 yards with 59 TDs in three seasons at Memphis

#### WR Trey McVay

Set NCAA all-division single-game record with 425 receiving yards in 2011.

#### WR Cam Phillips FA-2018 – Buffalo

His 236 catches and 3,027 rec. yards are VT career records.

#### WR Laurent Robinson D3-2007 – Atlanta

Falcons, Rams, Cowboys, Jaguars (2007-12)

### PLAYING HIGHLIGHTS

- First NCAA Division II quarterback to pass for at least 4,000 yards and rush for at least 2,000 yards during his career at Missouri Southern State from 1995-98.
- Missouri Southern State Athletics Hall of Fame (2014).
- Was on the same Oklahoma roster as current Tech head coach Justin Fuente in the 1995 Oil Bowl, an annual Oklahoma vs. Texas high school summer all-star game.
- Earned Oklahoma all-state honors in football, basketball and track at Texhoma High School.



### COACHING HIGHLIGHTS

- Prolific collegiate QB enters his third season as Tech's offensive coordinator and quarterbacks coach.
- Continued his track record of tutoring productive quarterbacks in 2017 as QB Josh Jackson authored the best freshman campaign of any passer in Tech history.
- Jackson's 2,991 passing yards were a VT freshman record and the most of any FBS freshman in 2017, while his 20 TD passes and 135.2 rating were second nationally among freshmen.
- Jackson also led all FBS freshman QBs by averaging 255.0 ypg of total offense in 2017, while his 59.6 completion percentage ranked second.
- Under Cornelsen's direction, Virginia Tech tied or broke 10 offensive single-season records in 2016.
- With Cornelsen calling the plays in 2016, the Hokies tied or set school bests in points (490), total TDs (61), first downs (330), passing first downs (172), TD passes (31), total offense (6,223), completion pct. (62.1%), passing yards (3,660), pass completions (279) and total plays (1,087).
- The Hokies also ranked fifth in the ACC in scoring (35.0 ppg), total offense (444.5 ypg), rushing (183.1 ypg), pass efficiency (149.8) and time of possession (31:15).
- Helped QB Jerod Evans register one of the most productive seasons of any quarterback in school annals in 2016.
- In his only season of FBS competition, Evans set eight single-season records for the Hokies, including marks for total offense (4,392), passing yards (3,546), TD passes (29), total TDs accounted for (41) and rushing yards by a QB (846).
- Along with current Tech head coach Justin Fuente, helped take a Memphis program that had gone 3-21 in the two seasons prior to their arrival to a squad that went 19-7 and earned back-to-back bowl berths in 2014-15.
- Joined Fuente in grooming unheralded two-star quarterback prospect, Paxton Lynch, into a first-round NFL Draft pick.
- During his final two campaigns for the Tigers, Lynch completed 64.8 percent (555 of 856) of his passes for 6,807 yards with 50 TDs and 13 INTs (147.9 rating).
- By contrast, in the three seasons (2009-11) prior to Lynch's arrival at Memphis, the Tigers compiled a 5-31 record, threw for 7,182 yards with 37 TDs and 36 INTs.
- Under Cornelsen's tutelage in 2015, Lynch threw for 3,776 yards, with 28 touchdowns and only four interceptions. He tied an FBS record with seven touchdown passes in the first half of Memphis' 63-0 victory over SMU.
- In 2015, under his direction as co-offensive coordinator, Memphis finished 11th nationally in scoring offense (40.2 ppg), ranking ahead of both squads who played in the College Football Playoff Championship Game – Clemson (16th – 38.5 ppg) and Alabama (30th – 35.1 ppg).

- Memphis was particularly efficient on third down in 2015, converting 48.8 percent (101 of 207) of the time to rank eighth in the FBS.
- In 2014-15, the Tigers averaged 185.0 rushing ypg and scored 60 TDs on the ground, producing 11 games with 200 or more net rushing yards. By contrast, the Tigers averaged a mere 87.8 rushing ypg and scored 15 rushing TDs in 2010-11.
- The Tigers set a school record for points in consecutive seasons (993 in 2014-15) and boasted a +19 turnover differential (53 takes/34 gives) over that timeframe.
- In 2014, with Cornelsen as the quarterbacks coach, Lynch guided the Tigers to a Miami Beach Bowl win over BYU. Lynch was the MVP after completing 24 of 46 for 306 yards and four touchdowns. He also ran for three scores, tying an FBS record for touchdowns responsible for in a bowl game.
- In 2012, Cornelsen mentored Jacob Karam who completed 64.2 percent (176 of 274) of his passes, while throwing 14 touchdowns and a school-low three interceptions.
- Prior to joining the staff at Memphis, Cornelsen was the offensive coordinator at Northeastern State, a Division II school in Tahlequah, Oklahoma. In his final season there in 2011, he helped the offense become among the nation's leaders in passing offense (13th, 291 ypg) and total offense (22nd, 440 ypg). NSU's seven wins that season were the program's most in 11 years.
- In 2011, Northeastern State receiver Trey McVay became a first-team All-American while in Cornelsen's offense, catching 82 passes for 1,533 yards. He set a school single-season record for receiving yards. His 425-yard performance vs. Harding set an NCAA single-game record at any level for most receptions in a game. His 16 catches and six TDs in that contest also established school records.
- Landed his initial full-time coaching position at Illinois State in 2003, where Fuente also served as an assistant on the Redbirds' staff from 2001-06. Developed QB Luke Drone developed into an All-Gateway Conference choice at Illinois State in 2007.
- In 2005, Cornelsen helped Laurent Robinson become an All-America selection and earn conference offensive player of the year honors after he set a Missouri Valley record with 86 catches for a school-record 1,465 yards. Robinson's 292-yard game against Indiana State in 2005 still stands as a conference record.
- Robinson concluded his career at Illinois State with 192 catches for 3,007 yards with 29 TDs, a yardage total that still ranks sixth in Missouri Valley annals.
- Spent the spring of 2001 at NW Missouri State working as a graduate assistant under legendary NCAA Division II head coach Mel Tjeerdsma before taking a similar role at Oklahoma State under head coach Les Miles.



# Brian Mitchell @CoachMitchellVT

## CORNERBACKS



### THE MITCHELL FILE

**Experience:** 24th season/3rd at Virginia Tech  
**Hometown:** Waco, Texas  
**High School:** Waco (1987)  
**College:** BYU (1995)  
**Playing Exp:** BYU (1987-90);  
 Atlanta Falcons (1991-93)  
**Family:** Wife – Carri, Son – Brian,  
 Daughters – Halie and Mikenzi

### COACHING HISTORY

Year	School	Position
2016-18	Virginia Tech	Cornerbacks
2013-15	West Virginia	Cornerbacks
2010-12	East Carolina	Defensive Coordinator/ Secondary
2006-09	Texas Tech	Cornerbacks
1995-05	BYU	Cornerbacks

### BOWL GAMES COACHED (15)

2017	Camping World	Virginia Tech
2016	Belk	Virginia Tech
2015	Cactus	West Virginia
2014	Liberty	West Virginia
2012	New Orleans	East Carolina
2010	Military	East Carolina
2009	Alamo	Texas Tech
2008	Cotton	Texas Tech
2007	Gator	Texas Tech
2006	Insight	Texas Tech
2005	Las Vegas	BYU
2001	Liberty	BYU
1999	Motor City	BYU
1998	Liberty	BYU
1996	Cotton	BYU

### BOWL GAMES PLAYED (4)

1990	Holiday	BYU
1989	Holiday	BYU
1988	Freedom	BYU
1987	All-American	BYU

### PROMINENT NFL PUPILS

**CB Emanuel Davis FA-2012 – Cleveland**  
 2015 CFL All-Star for Hamilton with five INTs and three TDs.

**CB Rasul Douglas D3-2017 – Philadelphia**  
 Posted nine INTs in two seasons at WVU.

**CB Brandon Facyson D7-2018 - L.A. Chargers**  
 Five career INTs, 44 passes defended at Tech.

**CB Brian Gray FA-2000 – Cincinnati**  
 Also spent time in camp with Detroit and Seattle.

**CB Tim McTyer FA-1997 – Philadelphia**  
 Played in 28 NFL games for Eagles and Browns.

**CB Omarr Morgan FA-1999 – Saskatchewan**  
 Three-time CFL All-Star (2002-03, 2005)

**CB Greg Stroman D7-2018 - Washington**  
 Nine career INTs, 2017 All-ACC First Team selection

**CB Jamar Wall D6-2010 – Dallas**  
 Tied for CFL lead with six INTs and won Grey Cup with Calgary in 2014

**CB Daryl Worley D3-2016 – Carolina**  
 Two-time All-Big 12 selection with 10 career INTs



### COACHING HIGHLIGHTS

- Veteran coach and former NFL player enters his third season with Virginia Tech as cornerbacks coach.
- Thanks to a trio of talented corners in All-ACC First Team selection Greg Stroman, along with Brandon Facyson and Adonis Alexander, no FBS team allowed a lower completion percentage (48.60%) than Tech in 2017.
- Tech's stingy 2017 defense ranked second in the nation on third down (26.2%), fourth in scoring defense (14.8 ppg) and fifth in first downs allowed (290).
- Quickly made an impact on Tech's secondary in 2016 as the Hokies boasted the fifth-lowest opponent completion percentage in the nation (50.1) and ranked 10th with a 111.1 opponent passer rating. Only Michigan (21.0%) permitted a lower third-down percentage than Virginia Tech (27.5%).
- Served as defense coordinator and secondary coach for Ruffin McNeill at East Carolina from 2010-12 after working with McNeill on the defensive staff at Texas Tech.
- During his distinguished coaching career, has been a member of staffs that have won five conference titles and made 14 bowl appearances.
- 11 of his defensive backs have gone on to sign professional contracts.
- In 2015, WVU's defense led all Power Five schools by forcing 23 interceptions and ranked second with 31 total takeaways. Mitchell's cornerbacks accounted for 11 of those INTs, finishing the year with 28 pass breakups. The Mountaineers finished the year with a +9 turnover margin (31 takes/22 gives) to rank 15th among FBS squads.
- Daryl Worley tied for third among Power Five players with six interceptions and was eighth among FBS performers with 12 passes defended.
- The Mountaineers also finished eighth among FBS squads in highest percentage of opponent three downs and out in 2011, while ranking No. 11 among Power Five squads in third-down defense (31.7%).
- In 2014, WVU's defense was eighth among Power Five teams in third-down defense (31.4%) and were No. 15 among FBS squads in terms of forcing three-and-outs. The Mountaineers also ranked No. 18 among Power Five teams in opposing passer efficiency (116.2).
- In 2013, WVU's defense was No. 4 among FBS squads with 16 fumbles recovered and ranked 14th among Power Five squads with 28 turnovers forced.

- In 2012, East Carolina tied UCF for first place in the Eastern Division of Conference USA with a 7-1 league record and made its second bowl appearance in three years with Mitchell serving as defensive coordinator and secondary coach.
- Spearheaded the installation of a 3-4 scheme in 2011, an alignment that produced immediate results and earned ECU a reputation as one of most improved units nationally as the Pirates allowed 947 total net yards and 185 fewer points than the previous season.
- Tutored cornerback Emanuel Davis to back-to-back All-Conference USA selections and developed Damon Magazu into a ball-hawking free safety who led the team with four interceptions and three fumble recoveries in 2011.
- Accompanied McNeill to East Carolina after a four-season stint at Texas Tech.
- Jamar Wall led the secondary with 62 tackles and two interceptions in 2008 and earned All-Big 12 honors in 2009 after ranking second nationally with 17 passes defended.
- The Red Raiders pass defense led the Big 12 Conference in net passing yards in both 2006 and 2007. In 2007, Texas Tech limited foes to 188.4 ypg in that department, a figure that ranked 13th among FBS squads.
- Worked on the staff of legendary coach LaVell Edwards at BYU after a stellar playing career for the Cougars.
- Helped guide the team to five bowl appearances and a No. 5 national ranking following a 14-1 campaign in 1996, as well as back-to-back Western Athletic Conference championships.
- While at BYU, he also served as the faculty advisor to the Black Student Union from 1995-02.

### PLAYING HIGHLIGHTS

- A seventh-round draft choice of Atlanta in the 1991 NFL Draft, played in 36 games over three seasons for the Falcons.
- All-WAC cornerback who played in four bowls and ran the opening leg of BYU's All-America 400M relay team.
- Still holds the school record for the longest interception return, a 97-yard effort against New Mexico in 1989.
- His 13 career interceptions stand fifth in the school's record book, while his five picks in 1989 were a season high.





 @CoachTyroneNix

# Tyrone Nix

## SAFETIES

STAFF

HOKIES

REVIEW

HISTORY

PROS

BEAMER

MEDIA

### THE NIX FILE

**Experience:** 24th season/1st at Virginia Tech  
**Hometown:** Attalla, Alabama  
**High School:** Etowah (1990)  
**College:** Southern Miss (1995)  
**Playing Exp:** Southern Miss (1990-93)  
**Family:** Wife – Toja  
 Son – Ty & Daughter – Tiah

### COACHING HISTORY

Year	School	Position
2018	Virginia Tech	Safeties
2017	Texas A&M	Senior Defensive Analyst
2015-16	MTSU	Defensive Coord./LBs
2012-14	MTSU	Co-Defensive Coord./LBs
2010-11	Ole Miss	Associate Head Coach/Defensive Coord./LBs
2008-09	Ole Miss	Defensive Coord./LBs
2005-07	South Carolina	Defensive Coord./LBs
2001-04	Southern Miss	Defensive Coord./LBs
2000	Southern Miss	Defensive Backs
1996-99	Southern Miss	Outside Linebackers
1995	Southern Miss	Defensive Tackles

### BOWL GAMES COACHED (15)

2017	Belk	Texas A&M
2016	Hawaii	MTSU
2015	Bahamas	MTSU
2013	Armed Forces	MTSU
2009	Cotton	Ole Miss
2008	Cotton	Ole Miss
2006	Liberty	South Carolina
2005	Independence	South Carolina
2004	New Orleans	Southern Miss
2003	Liberty	Southern Miss
2002	Houston	Southern Miss
2000	Mobile Alabama	Southern Miss
1999	Liberty	Southern Miss
1998	Humanitarian	Southern Miss
1997	Liberty	Southern Miss

### BOWL GAMES PLAYED (1)

1990	All-American	Southern Miss
------	--------------	---------------

### PLAYING HIGHLIGHTS

- Served as a standout linebacker at Southern Miss from 1990-93 and was selected as team captain in 1993.
- Was one of only three true freshmen to play on the 1990 All-American Bowl squad.
- Earned a spot on the All-South team and the National Independent squad in both 1992 and 1993.
- Inducted into the Southern Miss M-Club Hall of Fame at the Spring 2003 banquet.
- Notable college teammates of Nix at Southern Miss included his brother, Derrick, as well as Pro Football Hall of Fame QB Brett Favre.
- Nix made two appearances at Lane Stadium as a player for Southern Miss as the Golden Eagles visited Tech in both 1990 and 1992.



### COACHING HIGHLIGHTS

- Veteran defensive coach and former collegiate linebacker enters his initial season as Tech's safeties coach.
- Owning over 25 years of college football experience as a coach and a player, his impressive resume includes stints as a defensive coordinator at both Ole Miss and South Carolina.
- Joins the Hokies after spending the 2017 season as a defensive analyst at Texas A&M on Kevin Sumlin's staff.
- Prior to his arrival at Texas A&M, spent five seasons at Middle Tennessee State, working as co-defensive coordinator/linebackers coach from 2012-14 and defensive coordinator/linebackers coach from 2015-16.
- The Blue Raiders made dramatic improvements in a number of key categories in Nix's initial season in 2012, most notably tying for third in the nation with 16 fumble recoveries.
- Nix's defenses at MTSU consistently ranked in the nation's top 25 in terms of forcing takeaways, tying for fifth in that department among FBS squads with 33 turnovers forced in 2013, a figure was higher than all Power Five squads except for Arizona State and Oklahoma State, who also had 33.
- Served as defensive coordinator under Houston Nutt at Ole Miss (2008-11) on a staff that also included current Tech assistant James Shibest.
- His defenses helped lead Ole Miss to consecutive Cotton Bowl appearances in 2009 and 2010 as he added the title of assistant head coach to his responsibilities for the 2010-11 seasons.
- Ole Miss posted 92.0 TFL and 34.0 sacks in 2009, ranking first and second in the SEC, respectively.
- In 2008, the Rebels ranked fourth in the nation in rushing defense (86.5 ypg), led by All-America DT Peria Jerry and future All-SEC DT Jerrell Powe.
- Enjoyed his initial stint as an SEC defensive coordinator in serving in that role and also coaching linebackers for head coach Steve Spurrier at South Carolina (2005-07).
- S Ko Simpson earned All-America accolades under his tutelage, while CB Jonathan Joseph developed into first-round NFL Draft pick.
- In 2007, the Gamecocks led the SEC and ranked fifth nationally in pass defense, allowing just 168.8 ypg.
- Promoted to assistant head coach in 2006 as South Carolina's defense surrendered a mere 18.7 ppg., an improvement of 4.5 ppg fewer than 2005 despite returning just one starter from the previous season.
- Embarked on his coaching career at his alma mater as defensive tackles coach at his alma mater in 1995, beginning a decade-long run that also saw him coach outside linebackers (1996-99) and defensive backs (2000).

- Was elevated to defensive coordinator/inside linebackers coach, a position he held from 2001-04.
- From 2001-03, Southern Miss ranked in the top 15 in the nation in both scoring defense and pass efficiency defense each season.
- Named a finalist for the Broyles Award in 2003.
- Mentored 12 All-Conference USA selections, four Conference USA Defensive Players of the Year and six All-America selections at his alma mater.
- Southern Miss won four Conference USA titles and earned seven bowl berths during his tenure.
- His many notable pupils coached in Hattiesburg included a pair of future NFL Pro Bowl performers in CB Patrick Surtain and LB Adalius Thomas.

### PROMINENT NFL PUPILS

- CB Fred Bennett D4-2007 – Houston**  
49 NFL games (17 starts) from 2007-10
- LB Jasper Brinkley D5-2009 – Minnesota**  
94 NFL games (42 starts) from 2009-15
- S Kevin Byard D3-2016 – Tennessee**  
All-Pro, Pro Bowl selection with eight-INT season in 2017
- LB Jasper Brinkley D5-2009 – Minnesota**  
94 NFL games (42 starts) from 2009-15
- DE Greg Hardy D6-2010 – Carolina**  
One Pro Bowl, Panthers (2010-14), Cowboys (2015)
- DT Peria Jerry D1-2009 – Atlanta**  
First-team All-America pick; Falcons (2009-13)
- CB Jonathan Joseph D1-2006 – Cincinnati**  
Two-time Pro Bowler; Bengals (2006-10), Texans (2011-18)
- S Kendrick Lewis D5-2010 – Kansas City**  
Chiefs (2010-13); Texans (2014), Ravens (2015-16)
- DL Cliff Matthews D7-2010 – Atlanta**  
35 NFL games with Falcons (2012-16)
- CB Captain Munnerlyn D7-2009 – Carolina**  
Panthers (2009-13, '17-18); Vikings (2014-16)
- DT Jerrell Powe D6-2011 – Kansas City**  
Chiefs (2011-13), Texans (2014)
- S Jamarca Sanford D3-2009 – Minnesota**  
95 NFL games (46 starts) from 2009-15
- S Ko Simpson D4-2007 – Buffalo**  
41 NFL games with Bills (2006-08) and Lions (2009).
- LB T.J. Slaughter D3-2000 – Jacksonville**  
78 NFL games (32 starts) from 2000-06.
- DT Jimmy Staten D4-2014 – Seattle**  
Super Bowl XLVIII champion with Seahawks
- CB Patrick Surtain D2-1998 – Miami**  
Three-time Pro Bowler; Dolphins (1998-04), Chiefs (2005-08)
- CB Cassius Vaughn FA-2010 – Denver**  
69 career NFL games (23 starts) from 2010-15
- S Chad Williams D6-2002 – Baltimore**  
79 career NFL games with Ravens (2002-05), 49ers (2006)





@CoachShibestVT

# James Shibest

## SPECIAL TEAMS COORDINATOR & TIGHT ENDS

### THE SHIBEST FILE

**Experience:** 29th season, 3rd at Virginia Tech  
**Hometown:** Houston, Texas  
**High School:** MacArthur (1983)  
**College:** Arkansas (1987)  
**Playing Exp:** Arkansas (1983-87)  
**Family:** Wife – Dianna, Son – James John III, Daughter – Jordyn Grace

### COACHING HISTORY

Year	School	Position
2016-18	Virginia Tech	Special Teams Coordinator/ Tight Ends
2012-15	Memphis	Special Teams Coordinator/ Tight Ends
2008-11	Ole Miss	Special Teams Coordinator
2006-07	Arkansas	Special Teams/Tight Ends
2002-05	Arkansas	Special Teams/ Wide Receivers
2000-01	Arkansas	Special Teams/Tight Ends
1996-99	Butler County CC (Kan.)	Head Coach
1994-95	Garden City CC (Kan.)	Offensive Coordinator/ QB's/WR's
1993	Independence CC (Kan.)	Defensive Backs
1992	Independence CC (Kan.)	Offensive Coordinator
1990-91	Oklahoma State	Graduate Assistant

### BOWL GAMES COACHED (12)

2017	Camping World	Virginia Tech
2016	Belk	Virginia Tech
2015	Birmingham*	Memphis
2014	Miami Beach	Memphis
2009	Cotton	Ole Miss
2008	Cotton	Ole Miss
2007	Cotton	Arkansas
2006	Capital One	Arkansas
2003	Independence	Arkansas
2002	Music City	Arkansas
2001	Cotton	Arkansas
2000	Las Vegas	Arkansas

\*Joined VT prior to bowl game

### PROMINENT PUPILS

**K Jake Elliott D5-2017 – Cincinnati**  
 2014 & 2015 American Conference Special Teams POY  
 Super Bowl LII winner with Eagles (2017)

**P Tom Hornsey FA-2015 – Dallas**  
 2013 Ray Guy Award Winner, Consensus All-America selection, 2013 American Athletic Conference Co-Special Teams Player of the Year

**TE Bucky Hodges D6-2017 – Minnesota**  
 Tech's all-time leading receiver at tight end

**RB Felix Jones D1-2008 – Dallas**  
 2007 SEC Special Teams Player of the Year  
 Cowboys, Steelers (2008-13)

**WR Mike Wallace D3-2009 – Pittsburgh**  
 Steelers, Dolphins, Vikings (2009-15)

### BOWL GAMES PLAYED (3)

1986	Orange	Arkansas
1985	Holiday	Arkansas
1984	Liberty	Arkansas

### COACHING HIGHLIGHTS

- Regarded as one of the nation's top special teams coaches, enters his third season serving as special teams coordinator and tight ends coach at Virginia Tech.
- Joined the Hokies after working with current Tech head coach Justin Fuente at Memphis.
- Was named the 2017 Special Teams Coach of the Year by FootballScoop.com.
- Tech's special teams enjoyed a phenomenal season in 2017, tying for the FBS lead with five blocked punts and tying for second in the nation with eight total blocked kicks.
- The Hokies led all Power Five squads in 2017 by permitting 335 combined punt and kickoff return yards.
- Tech ranked fifth in the nation, registering 59 touchbacks on kickoffs, while only two teams permitted fewer KO returns.
- The Hokies' punt return team ranked second among FBS squads with 413 yards, including a pair of TDs by CB Greg Stroman, who finished his career as one of the top return men in school history.
- Successfully integrated Australian punter Oscar Bradburn into the Hokies' special teams in 2017, a player who had never played American football until enrolling at Virginia Tech.
- In 2016, VT blocked a punt and three field goals, while returning both a punt and a blocked field goal for touchdowns.
- K Joey Slye played his final two seasons under Shibest, departing Blacksburg with VT career records for scoring (403 points) and made FGs (78).
- Slye led all ACC kickers and set a single-season Tech record for a kicker with 118 points in 2016, as he hit 20 of 27 FGs (74.1%) and converted 58 PATs.
- Slye also set a Tech single-game record with 21 points in a 39-36 win at Pitt (10/27/16) as he tied an ACC record with six made FGs in the contest.
- Bucky Hodges thrived in a hybrid TE/WR role in 2016, setting career highs with 48 catches for 691 yards, while tying a career mark with seven TDs.
- Brought 25 years of coaching experience with him to Blacksburg, including 12 seasons as a special teams coach in the SEC at both Ole Miss and Arkansas.
- His 2015 Memphis squad ranked seventh in the country in overall special teams efficiency via Football Outsiders, while his 2014 unit was the best in the FBS according to ESPN.
- Memphis was the only collegiate program to have a semifinalist for both the Ray Guy Award and the Lou Groza Award in 2014.
- A three-time Groza Award semifinalist, Elliott connected on 76.9 percent (60 of 78) of his FGs the past three seasons under Shibest with eight makes from 50 or more yards, including a school-record 56-yard FG at South Florida (11/16/13).
- Elliott established Memphis records in 2015 with 23 made field goals and 132 points. He connected on 82.1 percent (23 of 28) FGs and nailed all 63 of his PATs.
- Special teams coverage units coached by Shibest haven't allowed a kick return or punt return TD over the past seven seasons. His squads ranked among the nation's top 10 in net kickoff coverage three of the past six years.
- Memphis ranked fourth among FBS squads in punt coverage in 2014, allowing 2.77 yards per return.
- Memphis WR Keiwone Malone concluded his collegiate career with a school-record 83 punt returns for 716 yards, a figure that ranked as the fourth-highest tally in school history.
- In 2013, Shibest coached the nation's best punter, Tom Hornsey, who earned the Ray Guy Award.
- Hornsey ranked seventh nationally in punting in 2013, averaging 45.2 yards per punt. He also landed 46.8 percent (29 of 62) of his punts inside the 20.
- Memphis led Conference USA in kickoff coverage with a net average of 42.6 yards in 2013.
- Freshman tight end Alan Cross led Memphis with five TD catches in 2012 and was named to the All-Conference USA Freshman Team.
- Spent four seasons at Ole Miss, where he coached an NCAA statistical champion, four All-SEC honorees and two



freshman award winners highlighted Shibest's special teams accomplishments.

- Tutored the top two kick returners in Ole Miss history in Mike Wallace and Jesse Grandy.
- In 2011, the Rebels ranked second nationally and led the SEC in punt returns with a 15.6-yard average.
- Kicker Joshua Shene wrapped up his career at Ole Miss second in career scoring (310), field goals (57), field goal attempts (75), PATs made (139) and PATs attempted (142).
- In his first season with the Rebels in 2008, Shibest was honored as the Special Teams Coordinator of the Year by FootballScoop.com.
- Shibest groomed running back Felix Jones into the SEC Special Teams Player of the Year at Arkansas in 2007.
- Spent eight seasons as Arkansas (2000-07), where he coached special teams and had stints tutoring tight ends (2000-01, 2006-07) and receivers (2002-05).
- Led Butler County (Kansas) Community College to a four-year record of 34-10 and back-to-back National Junior College Athletic Association (NJCAA) championships in 1998 and 1999.
- Named the NJCAA Coach of the Year both seasons, and he also earned Jayhawk Conference Coach of the Year honors in 1996 and 1998.
- During his tenure at Butler County, Shibest coached 19 NJCAA All-Americans and 34 NCAA Division I signees, including Ricky Hall who registered 12 touchdowns for Tech in 1998-99 as a receiver and return man.
- Led the Grizzlies to records of 7-4 in 1996, 4-5 in 1997, 12-0 in 1998 and 11-1 in 1999.
- In two seasons at Garden City (Kan.) Community College he helped the Bronco Busters to a 10-1 record in 1994 and a 9-2 mark in 1995 with an offense that ranked sixth in the NJCAA.

### PLAYING HIGHLIGHTS

- Prep All-American receiver at Houston's MacArthur High School earned All-Southwest Conference honors at Arkansas in 1984 and 1986, amassing a then-school-record 1,920 receiving yards on 97 receptions, including 10 touchdowns.





@VanceVice

# Vance Vice

OFFENSIVE LINE

STAFF

HOKIES

REVIEW

HISTORY

PROS

BEAMER

MEDIA

## THE VICE FILE

**Experience:** 23rd season/3rd at Virginia Tech  
**Hometown:** Bristow, Okla.  
**High School:** Bristow (1985)  
**College:** Oklahoma State (1990); Georgia (1993); Clemson (1999)  
**Playing Exp:** Oklahoma State (1985-89)  
**Family:** Wife – Kerry, Son – Brock, Daughters – Savannah and Sydney

## COACHING HISTORY

Year	School	Position
2016-18	Virginia Tech	Offensive Line
2012-15	Memphis	Offensive Line
2009-11	Louisiana-Monroe	Offensive Line
2005-08	Utah State	Offensive Line
2003-04	Illinois State	Asst. HC/Offensive Line
2000-02	Illinois State	Offensive Line
1999	Murray State	Offensive Line
1996-98	Clemson	Tight Ends
1992-95	Hart County HS	Passing Coordinator/ WR/TE
1990-91	Georgia	Graduate Assistant

## BOWL GAMES COACHED (7)

2017	Camping World	Virginia Tech
2016	Belk	Virginia Tech
2015	Birmingham	Memphis
2014	Miami Beach	Memphis
1997	Peach	Clemson
1996	Peach	Clemson
1991	Independence	Georgia

## BOWL GAMES PLAYED (3)

1988	Holiday	Oklahoma State
1987	Sun	Oklahoma State
1985	Gator	Oklahoma State

## PROMINENT PUPILS

**G Al Bond FA-2015 – Detroit**  
 Started 42 games at Memphis

**G Jordan Devey FA-2013 – Baltimore**  
 Super Bowl XLIX champion with New England; Patriots (2013-14), 49ers (2015) and Chiefs (2016)

**T Jon McLaughlin FA-2017 – Arizona**  
 Started 49 career games at Virginia Tech

**TE Keavon Milton FA-2013 – New Orleans**  
 Browns, Seahawks and Patriots (2013-16)

**G Shawn Murphy D4-2008 – Miami**  
 Dolphins, Buccaneers, Panthers and Broncos (2008-11)

**T Donald Penn FA-2006 – Minnesota**  
 144 career games with Buccaneers (2006-13), Raiders (2014-15). 2011 Pro Bowler

**G Wyatt Teller D5-2018 – Buffalo**  
 2017 Consensus All-ACC First-Team selection

**C Ryan Tonnemacher**  
 All-Western Athletic Conference

## PLAYING HIGHLIGHTS

- Two-year starter at Oklahoma State who saw duty at both defensive tackle and tight end.
- Blocked for a pair of Pro Football Hall of Fame running backs in Thurman Thomas and Barry Sanders.
- Was also a teammate of current Oklahoma State head coach, Mike Gundy, who quarterbacked OSU from 1986-89.



## COACHING HIGHLIGHTS

- Veteran offensive line coach enters his third season at Tech.
- Another longtime associate of head coach Justin Fuente, their relationship dates back to 1999 when Vice served as offensive line coach at Murray State and Fuente was the Racers' quarterback. The duo later coached together at Illinois State before reuniting at Memphis.
- G Wyatt Teller earned All-ACC First-Team honors under his tutelage in 2017, while C Eric Gallo was an honorable mention pick.
- Thanks to the protection of Vice's blocking unit QB Josh Jackson led all FBS freshmen at his position, averaging 255.0 ypg of total offense.
- Under Vice's direction in 2016, G Augie Conte and T Jon McLaughlin both earned third-team All-ACC honors as Tech's offense set or tied 10 single-season school records.
- Thanks to the protection of Vice's unit in 2016, QB Jerod Evans also enjoyed a prolific campaign, setting single-season VT records for total offense (4,392), passing yards (3,546) and rushing yards by a QB (846).
- Fuente's "Hard, Smart, Tough" mantra is personified in Vice, who played collegiately as a defensive lineman and tight end at Oklahoma State in the 1980s.
- During his final two campaigns at Memphis, the Tigers compiled a 19-7 record and allowed a conference-low 32.0 sacks, cutting that sack total in half compared to the 64.0 sacks Memphis allowed in the two years prior to his arrival in 2010-11. The Tigers also set a school record, scoring 993 points over that two-season period.
- The Tigers permitted a mere 17.0 sacks in 2015 as only nine teams in the Power Five permitted fewer. Memphis allowed 16.0 sacks in 2014, a total that ranked 15th among FBS squads.
- The rapid development of a blocking unit to protect QB Paxton Lynch allowed the Memphis passer to complete 64.8 percent (555 of 856) of his passes for 6,807 yards with 50 touchdowns and 13 interceptions, good for a 147.9 rating during the 2014-15 seasons. By contrast, Memphis registered only 24 TD passes during the 2010 and 2011 seasons combined.

- The Memphis ground game also prospered thanks to Vice's blocking unit. In 2014-15, the Tigers averaged 185.0 rushing ypg and recorded 60 rushing TDs after averaging a 87.8 rushing ypg and scoring 15 rushing TDs in 2010-11.
- To put the ascent of the Memphis rushing game in additional perspective, Vice and the offensive staff inherited a squad that averaged 84.0 rushing ypg in 2011. The only FBS program that ran for fewer yards per game was Miami (Ohio) at 73.8 ypg.
- During the 2015 campaign, Memphis scored 40.2 ppg to rank 11th among FBS squads, while coming in 18th in passing offense (307.5 ypg) and 19th in total offense (486.9 ypg). The Tigers also ranked eight among FBS squads on third down, converting on 48.8 percent (101 of 207) of their opportunities.
- Prior to rejoining Fuente at Memphis, Vice spent three seasons at Louisiana-Monroe (2009-11) where his offensive front paved the way for 21 rushing scores in 2009 and 22 rushing TDs in 2011. The Warhawks amassed 392.3 ypg of total offense in 2009, the program's highest offensive output since joining the FBS.
- RB Frank Goodin finished the 2009 season with 1,126 rushing yards, good for the fourth-highest seasonal total in school history, while his 13 TDs were the second-best mark in Louisiana-Monroe history as the squad averaged 183.9 rushing ypg.
- The Warhawks were tied for 21st in the FBS by permitting 16.0 sacks in 2009.
- During Vice's four seasons at Utah State, a quartet of his offensive linemen earned All-Western Athletic Conference (WAC) honors including Ryan Tonnemacher who was a two-time Rimington Trophy Watch List nominee at center.
- Enjoyed a five-year stint Illinois State as offensive line coach with additional responsibilities as assistant head coach.
- Three of Vice's linemen earned All-America honors and eight garnered All-Gateway Conference accolades at Illinois State. In 2003, the Redbirds established a school record with 248.1 yards per game rushing and allowed just 5.0 sacks on 367 pass attempts, tying as the fifth-lowest tally among FCS squads.





@HolmonWiggins

# Holmon Wiggins

## WIDE RECEIVERS

### THE WIGGINS FILE

**Experience:** 16th season/3rd at Virginia Tech  
**Hometown:** Los Angeles, Calif.  
**High School:** San Pedro (1998)  
**College:** New Mexico (2003)  
**Playing Exp:** New Mexico (1998-2001)  
**Family:** Wife – Dominique, Daughters – Justyce, Karyn, Brooklyn & Journye, Sons – Kingston & Legend

### COACHING HISTORY

Year	School	Position
2016-18	Virginia Tech	Wide Receivers
2012-15	Memphis	Wide Receivers
2011	Tulsa	Running Backs
2006-10	Illinois State	Running Backs
2005	New Mexico	Graduate Assistant
2003-04	New Mexico	Student Assistant

### BOWL GAMES/ PLAYOFFS COACHED (8)

2017	Camping World	Virginia Tech
2016	Belk	Virginia Tech
2015	Birmingham*	Memphis
2014	Miami Beach	Memphis
2011	Bell Helicopter Armed Forces	Tulsa
2006	FCS Playoffs	Illinois State
2004	Emerald	New Mexico
2003	Las Vegas	New Mexico

\*Joined Virginia Tech prior to bowl game

### PROMINENT PUPILS

**RB Ja'Terian Douglas**

Second-team All-Conference USA at Tulsa in 2010.

**WR Isaiah Ford D7-2017 – Miami**

Owens the VT career record with 24 TD catches, while ranking second in receptions (210) and rec. yards (2,967).

**WR Mose Frazier**

Registered 135 receptions for 1,599 yards and eight TDs in three seasons at Memphis.

**TE Bucky Hodges D6-2017 – Minnesota**

Most prolific tight end in Tech history with 133 catches for 1,747 yards with 20 TDs.

**WR Keiwone Malone**

Had 126 catches for 1,497 yards with nine TDs at Memphis.

**WR Anthony Miller D2-2018 – Chicago**

First-team All-America had 238 catches for 3,590 yards with 37 TDs at Memphis

**WR Cam Phillips FA-2018 – Buffalo**

Holds Tech career marks for receptions (236) and rec. yards (3,027) and ranks fifth in VT annals with 17 TD catches.

**RB Pierre Rembert**

AP All-America (2006); Illinois State single-season record 1,743 rushing yards

**RB Trey Watts FA 2014 – St. Louis**

Honorable Mention All-Conference USA at Tulsa

### PLAYING HIGHLIGHTS

• A four-year letterwinner and three-year starter at running back for New Mexico (1998-2001), he finished his career with 1,833 rushing yards, the 14th-most in school history. He also remains the Lobos' single-season leader in punt returns (46) and punt return yardage (392) – both set in 2000 – and ranks 12th all-time in all-purpose yards with 2,912 yards.

• Named the Los Angeles Class 4A Player of the Year as a senior at San Pedro High School.



### COACHING HIGHLIGHTS

- Enters his third season with the Hokies after spending four seasons in the same capacity at Memphis.
- Well-versed in the offensive philosophy of head coach Justin Fuente and offensive coordinator Brad Cornelsen, Wiggins' relationship with that duo and current Tech offensive line coach Vance Vice dates back to their time together at Illinois State.
- Part of a staff that helped guide Tech's offense to 10 single-season records in 2016, including points (490), passing first downs (172), TD passes (31), total offense (6,223), completion pct. (62.1%), passing yards (3,660) and pass completions (279).
- Helped continue the ascent of WR Isaiah Ford, who broke his own Tech single-season record with 79 receptions in 2016, registering 1,094 yards and seven TDs in the process.
- Also tutored WR Cam Phillips, who earned Belk Bowl MVP honors in 2016 and concluded his junior campaign by setting personal bests in receptions (76) and receiving yards (983).
- Phillips established himself as Tech's career leader in receptions and receiving yards in 2017 after catching 71 passes for 964 yards and a career-high seven TDs. He set a VT single-game record with 14 catches at East Carolina (9/16/17).
- Mentored a youthful receiving corps in 2017 that included true freshman WR Sean Savoy, who earned ACC Rookie of the Week honors following a nine-catch, 139-yard, one-TD performance at Boston College (10/7/17).
- An integral component of Fuente's staff that helped lead Memphis to 19 victories and back-to-back bowl appearances in 2014-15. That amazing run featured a 15-game winning streak, the school's first conference championship since 1971 and a double-overtime win over BYU in the Miami Beach Bowl.
- Memphis wideouts registered 148 receptions, 1,687 yards and four TDs in 2013 and upped that total to 205 receptions for 2,422 yards and 14 TDs in 2014 before hauling in 255 passes for 3,277 yards and 19 TDs in 2015.

- Drastically improved the production of the wide receivers corps at Memphis. That position accounted for 125 receptions for 1,417 yards and eight touchdowns in 2012 and made incremental gains each subsequent season.
- In total, Memphis registered 53 total receiving scores in 2014-15, compared to only 24 TD passes in the two seasons before Wiggins accompanied Fuente to the school.
- Under Wiggins' tutelage, WR Mose Frazier (who began his career at Arkansas-Pine Bluff) enjoyed a breakout senior campaign in 2015, leading the Tigers with 70 catches for 797 yards, while adding four scores.
- The Tigers ranked 18th in passing offense (307.5 ypg) among FBS squads and were 19th in total offense (486.9 ypg) in 2015, while finishing 11th in scoring offense (40.2 ppg). Memphis also ranked eighth in the nation in third-down conversions at 48.8 percent (101 of 207).
- Memphis posted a 10-3 mark in 2014 thanks to a potent offense that ranked 21st among FBS squads by averaging 36.2 ppg.
- Frazier and fellow WR Keiwone Malone formed a dynamic tandem of wideouts for the Tigers in 2014, combining for 92 receptions, 1,061 yards and seven TDs.
- Joined the Memphis program after a one-year stint coaching running backs under head coach Bill Blankenship at Tulsa in 2010.
- His Tulsa running backs combined for 2,006 rushing yards, while H-Back Willie Carter led Tulsa with 868 receiving yards that season, meriting a spot on the All-Conference USA Second Team.
- Enjoyed a five-year tour of duty coaching running backs at Illinois State from 2006-10, helping guide the Redbirds to the FCS quarterfinals in his initial season on the staff.
- Under his tutelage in 2006, RB Pierre Rembert earned All-America accolades and rushed for a school-record 1,743 yards. From 2006-08, Illinois State averaged 187.7 rushing ypg and racked up 76 rushing scores.
- Wiggins began his coaching career at his alma mater of New Mexico after enjoying a standout playing career for the Lobos.





 @CoachWiles

# Charley Wiles

## DEFENSIVE LINE

STAFF

HOKIES

REVIEW

HISTORY

PROS

BEAMER

MEDIA

### THE WILES FILE

**Experience:** 30th season/23rd at Virginia Tech  
**Hometown:** DeLand, Fla.  
**High School:** DeLand (1983)  
**College:** Murray State (1987)  
 Virginia Tech (1989)  
**Playing Exp:** Murray State (1983-86)  
**Family:** Wife – Andrea, Son – Eric,  
 Daughter – Kendell (Indiana graduate  
 who lettered in track and field)

### COACHING HISTORY

Year	School	Position
1996-18	Virginia Tech	Defensive Line
1995	Murray State	Co-Defensive Coordinator/Linebackers
1993-94	Murray State	Linebackers
1992	Murray State	Running Backs
1990-91	Murray State	Defensive Ends
1989	East Tennessee State	Offensive Line
1987-88	Virginia Tech	Graduate Assistant

### VT BOWL GAMES COACHED (22)

2017	Camping World	2006	Chick-fil-A
2016	Belk	2005	Gator
2015	Independence	2004	Sugar
2014	Military	2003	Insight
2013	Sun	2002	San Francisco
2012	Russell Athletic	2001	Gator
2011	Sugar	2000	Gator
2010	Orange	1999	Sugar
2009	Chick-fil-A	1998	Music City
2008	Orange	1997	Gator
2007	Orange	1996	Orange

### PLAYOFF GAMES COACHED (1)

1995	Division I-AA Playoffs	Murray State
------	------------------------	--------------

### PROMINENT PUPILS

**DE Cornell Brown D6-1997 – Baltimore**  
 Ravens (1997-2004); Super Bowl XXXV Champion  
**DE Chris Ellis D3-2008 – Buffalo**  
 Bills (2008-10); Steelers (2010-11)  
**DT John Engelberger D2-2000 – San Francisco**  
 49ers (2000-04); Broncos (2005-08)  
**DE Dadi Nicolas D5-2016 - Kansas City**  
 Posted 17.5 career sacks at Virginia Tech  
**DT Tim Settle D5-2018 - Washington**  
 All-ACC Second Team selection in 2017.  
**DE Darryl Tapp D2-2006 – Seattle**  
 Seahawks, Eagles, Redskins, Lions, Saints (2006-17)  
**DE Jason Worilds D2-2010 – Pittsburgh**  
 Steelers (2010-14)

### PLAYOFF GAMES PLAYED (1)

1986	Division I-AA Playoffs (Murray State)
------	---------------------------------------

### PLAYING HIGHLIGHTS

- Wiles won Kodak Division I-AA All-America honors as an offensive lineman at Murray State in 1986 playing under Frank Beamer, who served as the Racers' head coach.
- Is one of three former Murray State players on the current Tech coaching staff, joining head coach Justin Fuente and associate head coach/defensive coordinator, Bud Foster.



### COACHING HIGHLIGHTS

- Enters his 23rd season coaching Virginia Tech's defensive line, making him the second-longest tenured member of the Virginia Tech staff behind only associate head coach/defensive coordinator Bud Foster who joined Tech in 1987.
- The productivity and consistency of Virginia Tech's defensive front have been hallmarks of Tech's vaunted "Lunch Pail Defense" over the years, thanks in large part to Wiles.
- Tied as the fourth-longest tenured FBS assistant at one school among active coaches.
- Dating back to 1996 when Wiles began his tenure coaching Tech's defensive line, the Hokies have registered 813.0 sacks, the highest total of any team in the nation over that span.
- The Hokies also own best mark of any Power Five squad on third down since 1996, limiting opponents to a 31.2-percent conversion rate. Only Michigan (26.1%) ranked better in that department than Virginia Tech (26.2%) in 2017.
- The ability of Wiles' linemen to put pressure on the passer also helps explain why Virginia Tech has forced an FBS-best 373 interceptions during his tenure in Blacksburg. In 2017, Tech led all FBS squads, limiting opponents to a completion percentage of a mere 48.60 percent.
- With Wiles helping Foster devise schemes to stop the run, Tech has permitted an average of 116.7 rushing ypg dating back to 1996 to rank fifth nationally.
- Since he joined Tech as defensive line coach, only Alabama (16.2 ppg) and Ohio State (16.6 ppg) own stingier scoring defenses than Virginia Tech (17.7).
- DT Tim Settle (Second Team) and DT Ricky Walker (Honorable Mention) earned All-ACC honors in 2017. Settle was selected in the fifth round of the 2018 NFL Draft by the Washington Redskins.
- Former pupils DT Woody Baron (Dallas), DE Ken Ekanem (Denver) and DT Nigel Williams (Buffalo) all signed as NFL free agents in 2017.
- Has coached five All-America selections – Cornell Brown (1995 & 1996), Corey Moore (1998 & 1999), John Engelberger (1999), Darryl Tapp (2005) and David Pugh (2001).
- The most highly-decorated member of that group was Moore, who became the first-ever Tech defender to earn unanimous All-America honors in 1999.
- Moore also earned the 1999 Bronco Nagurski Award as the college football's defensive player of the year while also taking home the Lombardi Award as the national lineman of the year as the Hokies tied for the national lead with 58.0 sacks and advanced to the national championship game.

- Under his tutelage, 26 different Virginia Tech defensive linemen have earned all-conference honors. In 2015, Luther Maddy (second team), Dadi Nicolas (third team) and Corey Marshall (honorable mention) continued Wiles' trend of producing All-ACC performers as Tech extended its string of consecutive bowl berths to 23 straight years.
- In 2014, his linemen helped contribute 26.0 sacks as the Hokies ranked second among Power Five squads with 48.0 sacks.
- Behind second-team All-ACC pick, Derrick Hopkins, Tech ranked 10th nationally in rushing defense (110.9 ypg) and tied for eighth with 39.0 sacks in 2013 as all four starting linemen were represented on an All-ACC squad.
- His front was part of a 2011 defense that ranked seventh in the country in scoring defense (17.6 ppg) and 10th in total defense (304.6 ypg).
- Tech claimed the ACC title in 2010 as the Hokies led the nation with a +19 turnover differential (32 takes/13 gives) and ranked second with 23 INTs.
- In 2006, Virginia Tech led the nation in scoring defense (11.0 ppg), total defense (219.5 ypg) and pass defense (128.2 ypg).
- Wiles' 2005 defensive line was led by first-team All-America Darryl Tapp who helped Tech lead the nation in total defense (247.6 ypg) and rank second in the nation in scoring defense (12.9 ppg).
- Tech won the ACC title during its debut season in 2004 when its defense ranked second nationally in scoring defense (12.8 ppg) and came in fourth in both total defense (268.0 ypg) and pass defense (152.8 ypg).
- In 1999, Corey Moore was chosen the BIG EAST Defensive Player of the Year for a second consecutive year as The Sporting News rated Tech's defensive front the best in the college football as the Hokies rattled off an undefeated regular season behind the nation's stingiest scoring defense (10.5 ppg).
- Under Wiles' guidance, one-time walk-on John Engelberger earned All-BIG EAST honors in both 1997 and 1998 before earning second team All-America honors from the AP in 1999.
- Wiles embarked on his two-decade career coaching the defensive line at Tech in 1996 when his star pupil was All-America defensive end Cornell Brown.
- As co-defensive coordinator at Murray State in 1995, he helped lead the Racers to an 11-0 regular-season mark and a berth in the Division I-AA playoffs.
- Originally began his coaching career as a graduate assistant for the Hokies in 1987, Frank Beamer's first season as Tech's head coach.





**JUSTIN HAMILTON** *DIRECTOR OF PLAYER DEVELOPMENT – DEFENSE*

Justin Hamilton returned to Virginia Tech in January 2018 as director of player development – defense. A versatile player for Frank Beamer and the Hokies from 2002-05, he spent time working at running back, wide receiver and defensive back for Tech, in addition to playing a prominent role on special teams.

As a senior defensive back in 2005 he posted 35 tackles, 2.5 tackles for loss, three interceptions and seven passes defended, helping lead the Hokies to its second consecutive appearance in the ACC Championship Game and a win over Louisville in the 2006 Gator Bowl. A four-year letterman for the Hokies, Hamilton appeared in 52 games

(13 starts). He carries the ball 75 times for 336 yards with three touchdowns, while hauling in 34 passes for 369 yards with one score. On the defensive side of the ball he accumulated 42 tackles (21 solo) while adding a pair of blocked kicks on special teams.

The Clintwood, Virginia native spent the last four seasons as inside linebackers coach and special teams co-coordinator at VMI. Hamilton joined the Keydets after serving as defensive coordinator at UVA-Wise from 2011-13. He also spent time as a strength and conditioning coordinator at UVA-Wise in 2010-11.

Hamilton was selected by the Cleveland Browns in the seventh round of the 2006 NFL Draft and he registered 15 tackles in 10 games as a rookie. He also spent time with Washington Redskins during the 2008 season before retiring from the NFL.



**DANIELLE BARTLESTEIN** *SENIOR DIRECTOR OF FOOTBALL OPERATIONS*

Danielle Bartelstein is in her third season as the senior director of football operations for football head coach Justin Fuente. She oversees the daily administrative and operational duties within Virginia Tech's football program, the handling of team travel, and other assorted responsibilities. She is the only female working in such a role among Power 5 schools and one of just a handful in the FBS.

The Chicago native came to Tech after working for a year as a senior advisor for Hance Scarborough, LLP, a prestigious law firm in Austin, Texas, where she assisted in the overall management for the former U.S. Congressman and Chancellor Emeritus at Texas Tech University. Bartelstein served as the director of football relations at Texas Tech from 2013-15. She was responsible for the day-to-day recruiting operations. This included coordinating all official and unofficial visits, developing seasonal recruiting campaigns, as well as evaluating and organizing all off-campus recruiting activities.

Bartelstein worked at TCU as the assistant director of football operations (2010-12) under head coach

Gary Patterson. While at TCU, she worked with Fuente, who served as the quarterbacks coach and co-offensive coordinator at the time. Her first stop in college football occurred at Stanford, where she

worked as a volunteer for then-head coach Jim Harbaugh. She helped with summer camps and game-day logistics.

Her grandfather, Steve Reid, was an All-America lineman at Northwestern during the 1930s and was inducted into the College Football Hall of Fame in 1985. When she went to Illinois, where she received her undergraduate degree, she volunteered to help with the football program – her first step toward a career in the sport.



**MATT TRANSUE** *ASST. DIRECTOR, FOOTBALL OPS/DIRECTOR PRO SCOUTING*

Matt Transue enters his third year on the Virginia Tech football staff, serving as the assistant director of football operations and director of pro scouting. Transue is responsible for assisting in the day-to-day operations of the Hokies' operation and recruiting departments. He also supports the planning and execution of team travel and onboarding of new enrollees.

He assists with recruiting visits (unofficial & official), database management, graphic design for the program's social media channels and other general duties as assigned. He also serves as the team's pro liaison to the NFL, coordinating all NFL personnel visits and Virginia Tech's annual Pro Day.

Transue worked with Fuente and many members of his staff as a recruiting volunteer at the University of Memphis during the 2015 season. While in Memphis, he also worked as an account executive in the ticket office of the Memphis Redbirds, the Triple-A affiliate of the St. Louis Cardinals.

The Brentwood, California native, is a graduate of the University of Tennessee, with an undergraduate degree and a master's degree in sport management. While at Tennessee, he served as a student assistant, and later a graduate assistant, in the football recruiting and operations departments from 2010-15.



# Player Personnel



## MARK DIETHORN *DIRECTOR OF PLAYER PERSONNEL*

Mark Diethorn (pronounced DEE-thorn) joined the Hokies as director of player personnel in 2018. He spent the past six seasons at the University of Pittsburgh, most recently serving as director of recruiting.

"Mark will serve in a key role for us as our director of player personnel," Fuente said. "His longstanding relationships with coaches across our region and his passion for Virginia Tech are just some of the qualities that made him the right person for us. Mark is very bright and talented, but it also became very apparent he shares a vision for the type of young men who will fit at Virginia Tech, in terms of work ethic, talent and their commitment to being successful academically. We're excited to have him join our team and what we're building in Blacksburg."

The Belle Vernon, Pennsylvania native began his tenure at Pitt as a recruiting assistant in 2012. He took on additional responsibilities when Pat Narduzzi was named head coach in 2015 when he was promoted to director of recruiting. In that role he was responsible for planning and

executing all prospect visits, as well as planning and executing all aspects of Pitt's recruiting and personnel strategy. Following his promotion by Narduzzi, the Panthers signed their best recruiting class in eight years according to Rivals and ESPN.

Diethorn served as scouting and player personnel intern with Pittsburgh Steelers during their 2017 training camp. Under the direction of general manager Kevin Colbert, Diethorn evaluated college prospects for the Steelers' player personnel department. While at Pitt he played a role in helping acquire 14 players who would go on to play in the National Football League. That group includes NFL Draft draftees such as WR Tyler Boyd, RB James Conner, G Dorian Johnson, DB Avonte Maddox, QB Nathan Peterman, T Brian O'Neill and DB Jordan Whitehead.

Prior to his stint at Pitt, Diethorn worked as a football recruiting assistant at the University of Florida from 2009-10. He assisted the Gators' coaching staff during recruiting periods and handling campus visits, in addition to managing Florida's recruiting database. He contributed to the signing of two top-12 recruiting classes, including the Gators' 2010 class that was ranked No. 1 nationally by Scout and ESPN.

Diethorn holds a Master's degree in sport management from Florida and an MBA from Pitt. He earned his B.S. in business information technology from Virginia Tech in 2007 and also owns experience working in the private sector, including an appointment as a business analyst for PNC Financial Group.



## JOHN IEZZI *DIRECTOR, ON-CAMPUS RECRUITING*

John Iezzi (pronounced YET-zee) enters his second season working on a full-time basis in player personnel for the Hokies. He has served as a graduate assistant since June 2015 after working as a student recruiting assistant during his senior year at Tech.

He is responsible for Tech's prospect database, hosting and planning official/unofficial visits, producing recruiting materials and assisting with social media efforts.

During his time as an undergraduate, he worked as a baseball agent for Caradonna Sports and Entertainment for three years, a grassroots firm that he founded with two other individuals to assist in the representation of 11 minor league baseball players.

The Richmond, Virginia native is a graduate of Deep Run High School and earned a degree from Tech in finance in 2015.



## THOMAS GUERRY *DIRECTOR, RECRUITING OPERATIONS*

Thomas Guerry enters his fifth year with the Hokies, enhancing Virginia Tech's recruiting efforts. Among many other responsibilities, he has taken the lead on improving the Hokies' digital media and graphic design presence within recruiting (@HokiesFB). Guerry also plans official and unofficial visits, assists with Justin Fuente Football Camps throughout the summer and monitors day-to-day operations within the recruiting department.

Guerry came to Virginia Tech from Georgia, where he worked in football operations for the University of Georgia Athletic Association starting in 2010. He also assisted with recruiting visits, character education and helped start the UGA Football Mentor Program.

In 2011, Guerry was promoted to football recruiting assistant and served in that position for three years. He quickly made a name for himself within the recruiting industry by piecing together four straight top 10 recruiting classes. In that role, Guerry oversaw all official and unofficial visits,

junior days, Mark Richt 7-on-7 Camps and academic eligibility for prospects.

The Canton, Mississippi native graduated from Mississippi State in 2008 with a degree in business administration and earned his master's from Mississippi State in 2010 (M.B.A. with a minor in sport administration).

Guerry and his wife Amanda reside in Blacksburg.

## 25 JERSEY HONOREES



CB GREG STROMAN

Virginia Tech retired Frank Beamer's No. 25 in 2002, but with Beamer's blessing in 2016 head coach Justin Fuente and his staff paid homage to Tech's legacy of excellence on special teams by selecting a different special teamer each week to wear the honorary Beamer 25 jersey. The response by the team and some of the subsequent performances by players wearing that symbolic number quickly ensured that another Virginia Tech tradition had taken root.

### 2016 "25" Game By Game

Opponent	Honoree
Liberty	FB Steven Peoples
Tennessee	LB Sean Huelskamp
B. College	DT Tim Settle
E. Carolina	DB Greg Stroman
N. Carolina	WR Cam Phillips
Syracuse	K Joey Slye
Miami	WHIP Anthony Shegog
Pitt	WR Divine Deablo
Duke	S Chuck Clark
Ga. Tech	CB Adonis Alexander
Notre Dame	WR C.J. Carroll
Virginia	RB Sam Rogers
Clemson	DT Woody Baron
Arkansas	Terrell Edmunds

### 2017 "25" Game By Game

Opponent	Honoree
West Virginia	LB Anthony Shegog
Delaware	LS Colton Taylor
ECU	PR Greg Stroman
ODU	DB Deon Newsome
Clemson	S Terrell Edmunds
B. College	CB Greg Stroman
UNC	P Oscar Bradburn
Duke	DT Ricky Walker
Miami	LB Sean Huelskamp
Ga. Tech	LB Tremaine Edmunds
Pitt	LB Andrew Motuapuaka
Virginia	DB Jovonn Quillen
Oklahoma St.	LB Andrew Motuapuaka



# Football Support Staff



## **JOSH BOST** *DIRECTOR OF FOOTBALL VIDEO AND TECHNOLOGY*

Josh Bost enters his third season as the director of football video and technology. In his position, he manages all facets of the football video department. That includes the Hokies' new virtual reality technology, a nearly \$100,000 investment that serves as a teaching tool for Tech's players.

Bost's list of duties also includes budgeting, ordering, researching, and maintaining the Hokies' XOS Technology, a system utilized by many NFL teams and one that gives the coaching staff a wealth of information in a matter of seconds. In addition, Bost and his staff coordinate, record, and edit all video from practices, games, opponent's games and recruiting for each coach to review and breakdown. Bost came to Virginia Tech from Memphis, where he had worked on Justin Fuente's staff as the video coordinator since August 2013.

Prior to working at Memphis, Bost worked at North Texas for nine years as the director of video operations. He graduated from Middle Tennessee State in 2003 and worked in that office as both a student and graduate assistant before moving to North Texas.

Bost and wife Holly have two children – a son, Micah, and a daughter, Lizzie.



## **ERIK LEWIS** *SENIOR DIRECTOR OF EQUIPMENT SERVICES*

Erik Lewis is in his fifth year working in the Virginia Tech equipment room and serves as the director of equipment services. In addition to outfitting the Hokies, he plays a key role facilitating and maintaining the department's relationship with Nike.

Prior to joining the Virginia Tech staff in 2014, Lewis spent 10 years in the equipment room at East Carolina. Before landing at ECU, Lewis was a student at Marshall and worked as a student manager in the equipment room all four years.

Lewis graduated from Marshall in 2002 with a degree in sports management and marketing. He earned Athletic Equipment Managers Association certification in June of 2003 and was named the organization's District III Equipment Manager of the Year in 2013. His department was also recognized in 2008 as Conference USA's Equipment Staff of the Year.

The Hurricane, West Virginia native is married to the former Shannon St. George, and they are the parents of two daughters, Gwen and Merryn.



**Tom Booth**  
Director, Football  
Coaching Video



**Shannon Lewis**  
Assistant to  
the Head Coach



**Lisa Marie**  
Coordinator,  
Football Finance Operations



**Dave Gittings**  
Team  
Chaplain



## **ATHLON'S TOP CFB TWITTER ACCOUNTS**

Virginia Tech ranks among the elite college football Twitter accounts in the nation according to annual rankings by Athlon Sports. The @VT\_Football account came at No. 9 in 2017 after ranking No. 3 each of the two previous seasons. The Hokies join Clemson, Ohio State and Utah as the only four schools to rank in Athlon's Top 10 each of the past three years.



# Strength & Conditioning

## BEN HILGART

### ASSOCIATE ATHLETICS DIRECTOR FOR STRENGTH & CONDITIONING

Ben Hilgart enters his third season as associate AD for strength and conditioning at Virginia Tech. He works directly with head coach Justin Fuente and the football program after joining the Hokies in January 2016.

Named a Master Strength and Conditioning Coach by the Collegiate Strength and Conditioning Coaches Association – the highest given in the profession – Hilgart owns an impressive resume. He has trained numerous players who have gone on to play in the NFL during his previous stints at New Mexico, Arizona State, Ohio State and UTEP. In his seven years at Arizona State, 10 players earned first-team all-conference recognition, including tight end Zach Miller, who would go on to earn All-America honors in 2006.

Hilgart oversees the Hokies' entire football strength and conditioning program, which includes all phases of strength, conditioning, rehabilitation, and injury prevention.

Before coming to Tech, Hilgart spent four seasons at New Mexico, including the past two as the director of athletic performance. He was in charge of the entire athletics performance initiative for the Lobos and he was also responsible for a redesign of the Athletic Performance Center, revamping the area into one of the top performance centers in the West.

Prior to working at New Mexico, Hilgart spent seven years at Arizona State, which included the final four seasons as the head sports performance coach. He worked directly with the Sun Devils' football program in addition to overseeing the sports performance programs for all 20 of Arizona State's sports.

Before arriving at Arizona State, Hilgart spent two seasons at Ohio State. He started as the assistant strength and conditioning coach before being promoted to associate strength and conditioning coach. He also spent two years at UTEP as the graduate assistant strength and conditioning coach. He

served as the head strength coach and assistant defensive line coach at his alma mater, Western Illinois, in 2001.

Hilgart was a two-year letterman at Western Illinois, earning his bachelor's degree in physical education in 2001, and he earned his master's degree in kinesiology from UTEP in 2003. Hilgart also once served as the head strength coach at Deer Valley High School in Glendale, Arizona.

Hilgart and wife Jamie have two daughters, Riley and Reagan.



**ANTHONY CROSBY**  
SENIOR DIRECTOR

Anthony Crosby is in his third season as a member of the Virginia Tech strength and conditioning staff. Crosby came to Blacksburg from Ole Miss, where he spent four seasons as the assistant strength and conditioning coach for football and served in a similar role to his current one.

Prior to working at Ole Miss, the Lafayette, Louisiana native spent two seasons working with the football program at Boston College, where he assisted with program design, freshman and transfer orientation, and the designing of injured player rehabilitation workouts.

Before achieving a full-time position, Crosby worked internships at Arizona State and LSU, where he helped with the football programs along with Olympic sports such as baseball, volleyball, softball, track and field and wrestling.

Crosby played football at Louisiana Tech and graduated with a degree in kinesiology in 2008. He and his wife Colby have two sons, Brody & A.J.



**RYAN SHUMAN**  
DIRECTOR

Ryan Shuman enters his sixth season as a member of the Virginia Tech strength and conditioning staff, working under the direction of Ben Hilgart, associate AD for strength and conditioning.

He graduated from Virginia Tech in 2008 after serving as a three-year starter for the Hokies. He started at left guard as a redshirt freshman before being moved to center for his final two seasons.

A former graduate assistant in the strength and conditioning department, he received his master's degree in curriculum and instruction in 2012 and moved into a full-time role with the strength and conditioning department shortly thereafter.

The Fork Union, Virginia native attended Fork Union High School. His father serves as the head football coach of the Fork Union postgraduate team. Shuman and his wife Meredith live in Salem with their son, John.



**KODY COOKE**  
ASSOCIATE DIRECTOR

Cooke joined Tech's football performance staff in January 2018. He previously spent four years at Arizona State where he started as a graduate assistant in January 2013 and worked his way up to becoming a sports performance assistant coach. In 2017, Cooke led all warm up and speed and agility sessions for the Sun Devil football program, in addition to concentrating on the development of the squad's offensive linemen.

Prior to his tenure in Tempe, Cooke was a strength and conditioning intern at the Tulsa, his alma mater. He also worked with Dynamic Sports Development, also in Tulsa.

Cooke was a two-time letterwinner as an offensive lineman at Tulsa after beginning his playing career at the University of Oklahoma. Current Tech wide receivers coach Holmon Wiggins was on the Hurricanes' coaching staff while Cooke was a player.

Cooke earned his Master's degree in higher and post-secondary education from Arizona State and his bachelor's from Tulsa in exercise sports science. He and his wife, Nikki, reside in Christiansburg.



**CHARLES SIMMONS**  
ASSISTANT DIRECTOR

Charles Simmons enters his second season as a member of the Virginia Tech strength and conditioning staff. Prior to his time at the University of Texas in the spring of 2017, Simmons spent the 2016 season at Baylor where he worked with football, cross country, volleyball, soccer and equestrian.

The San Antonio native broke into the field as an intern at SMU, where earned his first full-time position directing and implementing programs for the equestrian, women's track and sprint teams. He then moved to California – Berkeley where he assisted with Cal's football, baseball and rugby teams.

Simmons earned his degree in kinesiology from Texas A&M Kingsville in 2010 where he was also a member of the football team. He later took classes in sport management from LSU in 2015. Simmons and his wife, Janika, reside in Blacksburg. The couple is expecting their first child in July.



# Sports Medicine

The Sports Medicine Department at Virginia Tech continues to evolve, incorporating new ideas by utilizing state-of-the-art resources for the betterment of all Hokie student-athletes. Under the leadership of Associate Athletics Director for Sports Medicine Mike Goforth, the department is constantly improving and developing new strategies to provide the most current and comprehensive care.

Dr. Mark Rogers serves as Tech's Chief Medical Officer in accordance with NCAA requirements. According to legislation passed at the 2016 NCAA Convention, each member institution must designate a health care administrator to oversee the school's health care administration and delivery.

The team of certified athletic trainers, orthopaedic surgeons, Board Certified primary care physicians, chiropractors, physical therapists, acupuncturists, brace consultants, sport psychologists, nutritionists and massage therapists are available on site to manage the health care needs of Virginia Tech's student-athletes.

Following the 11th full year in the 4,300-square-foot Eddie Ferrell Memorial Training Room, the space was expanded in 2013 to create a facility that unites the training and medical staffs in a centralized area to care for the needs of all Virginia Tech student-athletes.

Tech now has more than 10,000 square feet dedicated to sports medicine, placing it in the top five percent nationally. The addition of

the rehabilitation area makes Tech the first school to install the new Pavi Gym Customized flooring and X-Lab Fitness Rack, while also adding numerous pieces of equipment to address strength, flexibility, proprioception, and cardiovascular endurance. This space is directly joined with the new training area that is home to dozens of training tables, two cold tubs, whirlpools, an underwater treadmill, and a Biodex Balance System.

A vital part of student-athlete medical services is access to Carilion Clinic and it's vast array of specialty services offered through the nationally recognized hospital system and it's affiliates.

"We are privileged to have access to the finest physicians and services that Carilion Clinic has at its disposal," Goforth said. "It is comforting knowing that our local hospital has the best care available in this region of the country for our student-athletes."

"As certified athletic trainers, for us to have the resources we have is a tremendous asset," Goforth said. "The knowledge and skills that they bring are invaluable."

Over the years, Tech has developed the reputation for producing top-level certified athletic trainers. Graduates are now employed in positions across the country at various levels of the profession.

## MIKE GOFORTH

### ASSOCIATE ATHLETICS DIRECTOR FOR SPORTS MEDICINE

**Responsibilities:** As associate athletics director for sports medicine, Goforth oversees the healthcare needs of all student-athletes and organizes all trainers and doctors while supervising all other healthcare-related services that Tech offers.

**Joined VT Staff:** 1998; 20th year.

**Prior to Virginia Tech:** Goforth came to Tech from the Hamilton Medical Center/Bradley Wellness Center in Dalton, Georgia, where he was the director of wellness and sports medicine. He has an extensive background in sports medicine, working at East Tennessee State University, William Fleming High School, Tusculum College, Greene County Sports Medicine/Industrial Cooperative, and Pioneer Sports Medicine/Physical Therapy Clinic. He also has consulted on program development throughout the country.

**Education:** East Tennessee State University, 1991, B.A. in physical education; Virginia Tech, 1995, master's in sport management.

**Family:** Goforth and wife Tracy, a teacher at Blacksburg Middle School, have two sons, Ethan and Luke.



## SPORTS MEDICINE STAFF



**Mark Rogers, D.O.**  
Chief Medical Officer



**Chris Catterson, M.D.**  
Orthopedic Surgeon



**David Dietter, ATC**  
Athletic Trainer



**Brett Griesemer, ATC**  
Athletic Trainer

### SPORTS MEDICINE STAFF NOT PICTURED: Johnson Curran Optometry Centers

- Dr. Jose Rivero** ..... Cardiologist
- Dr. Jay Bass** ..... Dentist
- Dr. Greg Beato** ..... Team Physician
- Dr. Gunnar Brolinson** ..... Team Physician
- Dr. Al Kozar** ..... Team Physician
- Dr. Brad McCrady** ..... Team Physician
- Jordan Chang** ..... Physical Therapist
- Erin Gibson** ..... Physical Therapist
- Jen McCrady** ..... Physical Therapist
- Kylan Smith** ..... Physical Therapist
- Mario Travis** ..... Massage Therapist
- Aaron Gresham** ..... Brace Consultant
- Dr. Greg Tilley** ..... Team Chiropractor

# Athletic Performance

## DR. GARY BENNETT ASSISTANT ATHLETICS DIRECTOR – SPORT PSYCHOLOGIST

**Responsibilities:** Bennett meets with student-athletes on an individual basis for personal counseling and to discuss the mental aspects of the game. He also works on team building, communication, and performance enhancement. Bennett has taught and supervised pre-doctoral level interns.

**Joined VT Staff:** 2000 (full time since 2007); 18th year.

**At Virginia Tech:** Bennett began working at Virginia Tech in 1995 at the Cook Counseling Center. Now, as the sport psychologist, he also serves on the committees for nutrition, performance, and substance abuse; and the planning committee for the “Summit for Student-Athlete Success” events. He also works with various teams in the area of performance enhancement.

**Education:** Centre (Ky.) College, 1981, B.A. in English, where he played baseball; University of Kentucky, 1988, master’s in rehabilitation counseling; University of Kentucky, 1995, Ph.D in counseling psychology.

**Of Note:** Bennett is licensed as a clinical psychologist and has additional training in sport psychology. He is certified as a sport psychology consultant by the Association of Applied Sport Psychology and is a member of Division 47 (exercise and sport psychology) of the American Psychology Association.

**Personal:** Bennett lives in Blacksburg and enjoys playing golf and basketball, as well as hiking and skiing, in his spare time.



# Head Impact Research

## VIRGINIA TECH LEADING THE WAY IN HEAD IMPACT RESEARCH

In 2003, Virginia Tech was the first school to use the HIT System to monitor head impacts experienced by its football players. The HIT System consists of a sensor array that integrates into existing football helmets. This device measures head acceleration for every impact that players experience during each game and practice in which they participate. After each impact is recorded, data is sent to a computer on the sideline for real-time feedback.

While researchers have used the HIT System to better understand the biomechanics of concussion and head impact exposure in football, the athletics training and medical staff have used the system as another tool improve concussion identification in athletes. Virginia Tech is participating in a new, landmark \$30 million national effort sponsored by the National Collegiate Athletic Association and the U.S. Department of Defense to combat concussions among college athletes and active service military personnel.

The initiative funds the most comprehensive study of concussion and head impact exposure ever conducted. It will enroll an estimated 25,000 male and female NCAA student-athletes during a three-year study period. Virginia Tech is focusing on athletes participating in various sports, including football, women’s soccer, men’s soccer, and women’s lacrosse.

The 2018 football season will be the 16th year that Virginia Tech has collected head impact data from its players. To date, more than 200,000 head impacts have been collected and analyzed. The head acceleration data collected at Virginia Tech using the HIT System has allowed researchers to quantify the head impact exposure that collegiate football players experience.

In addition, these data have produced valuable insight to the head accelerations associated with concussion. Beginning in 2013, the sports medicine staff started a new study looking at different biomarker

levels found in the blood of its athletes. These levels are measured before and after the season, as well as in the unlikely event of a concussion being diagnosed. Researchers are looking for correlations between the force that each of these athletes sustain over the course of a season (through using the HIT System) and the changes they find in the levels of these specific biomarkers.

Knowing the location, severity, and frequency of head impacts experienced during a season of collegiate football, Virginia Tech researchers developed the STAR, an acronym for the Summation of Tests for the Analysis of Risk, Evaluation System. This system evaluates the ability of football helmets to reduce the probability of concussion, and disseminates the results to the public so that consumers can make informed decisions when purchasing helmets.

The STAR Evaluation System involves a series of 20 drop tests consisting of different impact locations and energies that represents impacts experienced by collegiate football players. Each drop test is weighted based on how often a player experiences that impact scenario throughout a season of play. For each test, risk of concussion is determined based on the head acceleration produced by each helmet.

An overall predicted incidence of concussion is calculated for each helmet for the given impact exposure to assess helmet performance. This is the first tool to assess helmet performance and make the results available to the public, allowing consumers to make informed decisions when purchasing a new helmet.

Led by Dr. Stefan Duma, this work has resulted in a paradigm shift in the way consumers purchase helmets, as well as how helmets are designed. Duma’s work and data has been featured nationally on ESPN and NBC, as well as in the New York Times and other nationally recognized media outlets.



# Sports Nutrition

Eating healthy and making food functional for athletic performance are important aspects of a Virginia Tech student-athlete's life, and that's why the athletics department implemented its sports nutrition program in July of 2002. Associate AD, Sports Nutrition Jennie Zabinsky works closely with coaches, team physicians, athletic trainers, strength coaches and sport psychologists to address any performance issues. She directs the nutrition and performance committee that meets

monthly to discuss student-athletes of concern.

The sports nutrition staff manages two facilities, the Nutrition Oasis and Fueling Station, that provide athletes fuel in between workouts, classes and meals. Each facility provides recovery beverages, Gatorade products, smoothies and a variety of high-performance snack options as well as nutrition education resources.

## JENNIE ZABINSKY, MAED, RD ASSOCIATE ATHLETICS DIRECTOR, SPORTS NUTRITION

**Responsibilities:** Zabinsky leads a five-member staff responsible for all nutrition and performance related concerns for varsity student-athletes, including individual counseling, team talks, body composition analysis using the Bod Pod, recovery nutrition plans, grocery store tours, training table menu planning, travel meal arrangements, managing the Nutrition Oasis and Fueling Stations, as well as supplement education.

**Joined VT Staff:** 2010; eighth year

**At Virginia Tech:** Zabinsky worked as the sports nutrition graduate assistant under former director Amy Freel before being hired as director in 2011. She directs the nutrition and performance committee.

**Education:** Roanoke College, 2005 (B.A. in sociology); Virginia Tech, 2009 (B.S. in human nutrition, foods and exercise: dietetics option); Virginia Tech, 2010 (dietetic internship); Virginia Tech, 2013 (master of arts in education).

**Of Note:** Zabinsky played basketball at Roanoke College in Salem, Va., from 2001-2005. She finished second on the team in scoring and rebounding as a sophomore, averaging 10.8 points and 5.1 rebounds per game. As a junior, she also finished second in scoring and rebounding at 8.2 points and 5.8 rebounds per game, respectively.



She averaged 8.1 points and 5.1 rebounds as a senior. Zabinsky is a member of the Collegiate and Professional Sports Dietitians Association (CPSDA) and Academy of Nutrition and Dietetics.

**Personal:** The Centreville, Virginia native and her husband, Samuel, reside in Christiansburg. The couple have twin boys Kyle Eli and Kaleb James.



**Aly Onyon, MS, RD, CSSD**  
Associate Director



**Peter Ritz, RD**  
Assistant Director



**Alex Bechard, RD**  
Graduate Assistant



**Janelle Labiaga, RD**  
Graduate Assistant

# Student-Athlete Development



A study abroad course entitled Sport, Policy & Society took this group of student-athletes and their advisors to the Olympic Museum in Lausanne, Switzerland.

## MISSION STATEMENT

The Office of Student-Athlete Development is committed to the holistic support of the career, leadership, and personal development of Hokie student-athletes in order to bridge the gap between athletics and academics and build a foundation for success at Virginia Tech and beyond.

*We develop today's champions to become tomorrow's leaders!*



## LEADERSHIP DEVELOPMENT

We believe we've been afforded a tremendous opportunity to assist Virginia Tech student-athletes in their growth as leaders. Our intent is to help student-athletes identify ways they can thrive as leaders, students and competitors. Through the Virginia Tech Athletics Leadership Institute, student-athletes have a chance to connect with peers, learn from each other, and more importantly, share the student-athlete experience as a journey done together.



## CAREER DEVELOPMENT

The Office of Student-Athlete Development is committed to helping Hokie student-athletes discover their strengths and passions and identify transferable skills in preparation for career success beyond Virginia Tech. The Career Game Plan provides student-athletes with insight into unique aspects of career development through their tenure at Virginia Tech and offers stepping stones on their path to post-graduate success.



## PERSONAL DEVELOPMENT

With the university motto, *Ut Prosim*, (That I May Serve) at our core, the Office of Student-Athlete Development develops student-athletes for successful transitions into and out of college. Holistic education on sexual assault and relationship violence, alcohol, diversity and inclusion, time management, and financial literacy enhance the Hokie student-athlete experience. Our office also assists student-athletes in taking advantage of the many opportunities to volunteer with local and national organizations throughout their college career.

**3,620**

Number of community outreach hours for the 2017-18 academic year performed by Virginia Tech student-athletes, including over 240 were completed by members of the football team.

**+11K**

Number of individuals impacted by student-athlete community involvement

**100%**

Total percentage of teams that participated in community outreach initiatives



**Reyna Gilbert-Lowry**  
Senior Associate  
Athletics Director/SWA



**Danny White**  
Senior Associate AD,  
Student-Athlete Services

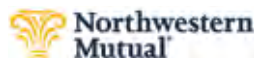


**Natalie Forbes**  
Senior Director of  
Student-Athlete  
Development



**Shelby Miller**  
Director of Student-Athlete  
Development

## COMPANIES EMPLOYING OUR GRADUATES INCLUDE THESE AND MANY MORE:



Since 2011, Hokie student-athletes have had the opportunity to participate in a study abroad course focused on sport and international development. Over the years, the course has worked with NGOs in the Dominican Republic, visited the United Nations and International Olympic Committee in Switzerland, and most recently, partnered with a K-12 school in Kigali, Rwanda.



# SAASS

## STUDENT-ATHLETE ACADEMIC SUPPORT SERVICES

Student-Athlete Academic Support Services (SAASS) is committed to providing a comprehensive academic and personal development program with counseling and advising for student-athletes, offering academic counseling to ensure students receive a complete system of support consistent with university and NCAA policies.

Student-athletes have access to the department's spacious facilities, located in the West Side of Lane Stadium. Opened during the 2006-07 academic year, the SAASS suite, located in the Quillen Family Academic Center, features 17 private tutor rooms, a state-of-the-art classroom, a 36-station computer lab with printer access, a conference room, three quiet areas for reading and studying and a reference library. To accommodate the busy schedules of all of Tech's student-athletes, the SAASS office is open and available for students to access from 8 a.m., until 10 p.m., weekdays and from 6 p.m., to 10 p.m., on weekends. The SAASS office offers a tutor

program available to Tech's student-athletes in both individual and group settings. Tutor services are available six days a week and the staff assures options for nearly every subject a student-athlete could request assistance in. The collection of SAASS programs housed in Lane Stadium guarantees that all student-athletes achieve success during their time at Virginia Tech.

Tech's football student-athletes have always seen great success in the classroom much in part to the help of the SAASS office. Since 2012, 100 percent of Hokie seniors have earned their degree, and the football team has earned some of its highest scores ever in the Academic Progress Rate (APR) in recent reports. Academic All-America honorees in past years have included the likes of Danny Coale and Chris Drager. Among FBS schools, Tech is annually among the best in the number of players on the current roster who have already earned their undergraduate degrees.



**Matt Mayotte**  
Director



**Sarah Armstrong**  
Senior Associate  
Director (football)



**Alise Svihla**  
Associate Director



**Cory Byrd**  
Assistant Director  
(football)



**Tim Moore**  
Assistant Director



**Mike Swanhart**  
Associate Director



**Nick Vaccaro**  
Assistant Director



**Becky Gosney**  
Learning Specialist



**Ryndee Mitchell**  
Assistant Director



**Will Hozey**  
Tutor Coordinator



**Mary Anne  
Steinberg**  
Assistant Director,  
LAP



**Terrie Repass**  
Administrative  
Assistant



**Amanda Guerry**  
Academic Advising  
Assistant

## ACADEMIC SERVICES

### ORIENTATION

#### Freshman and transfer student-athletes

– SAASS schedules team and individual sessions to acclimate new students to Virginia Tech.

### TUTORING

**All student-athletes** – Individual and group tutoring appointments are available on-site.

### ACADEMIC PROGRESS

**All student-athletes** – Professors send academic progress reports to his/her athletic advisors twice a semester.

### SAASS COMPUTER LAB

**All student-athletes** – The lab features computer and printer access conveniently located in Lane Stadium.

### ACADEMIC RECOGNITION

**Qualified student-athletes** – SAASS recognizes each student-athlete with a GPA of 3.0 and above at the end of each semester on the Athletic Director's Honor Roll.

### STUDY HALL

**Freshman student-athletes and upperclassmen with a GPA below the team requirement** – Study Hall is mandatory for all freshmen, transfers and currently

enrolled students with an overall GPA below 2.30.

### ADVISING/COUNSELING

**All student-athletes** – SAASS works closely with each student's academic advisor within the college of their major.

### ACADEMIC AND ATHLETIC ELIGIBILITY

**All student-athletes** – The department monitors each student-athlete's academic record to ensure that they are making progress toward their degree.

**FOR MORE INFORMATION, VISIT THE WEBSITE: SAASS.VT.EDU**





# MEET THE HOKIES





# Returning Player Profiles



**23**  
**RAYSHARD**  
**ASHBY**

LB

5-10 • 230 • SOPHOMORE • CHESTERFIELD, VA. • L.C. BIRD

## 2017

Appeared in all 13 games on special teams.

## High School

Coached by David Bedwell at L.C. Bird High School ... 2016 5A all-state first-team player and 5A state defensive player of the year ... 117 solo tackles, with 49 assists, 31 tackles for loss, 25 sacks, three interceptions, five blocked kicks, three defensive touchdowns, five forced fumbles and four fumble recoveries as a senior ... Had 141 total tackles, 93 solo, with 19 tackles for a loss and 14.5 sacks, earning defensive player of the year honors in Region 5A South as a junior ... Registered 100-plus tackles in all four seasons of high school ... Two-time All-Metro pick ... Richmond Times-Dispatch Defensive Player of the Year as a senior.

## Personal

Son of Robert and Sonya Ashby ... Has one brother, Rajon ... Majoring in finance.

SEASON	GP	GS
2017	13	0



**63**  
**DANIEL**  
**BAILEY**

OL

6-3 • 301 • R-JUNIOR • ABINGDON, VA. • ABINGDON

## 2017

Did not see playing time.

## 2016

Did not see playing time.

## 2015

Spent the season redshirting.

## High School

Four-year letterwinner at Abingdon for coach Darren Reed ... Named a VHSCA All-Star ... All-region 3A ... Also named all-district and all-conference ... Also ran track, competing in the 55-meter dash.

## Personal

Son of Danny and Rhonda Bailey ... Has an older brother, Justin and an older sister, Sarah ... Majoring in human development.



**40**  
**EMMANUEL**  
**BELMAR**

DL

6-2 • 245 • R-SOPHOMORE • SUWANEE, GA. • COLLINS HILL

## 2017

Played 10 games, starting in one ... Recorded four tackles including one tackle for loss and two quarterback hurries on the season ... Had one quarterback hurry vs. West Virginia (9/3) and at East Carolina (9/16) ... Recorded one tackle vs. Clemson (9/30), vs. North Carolina (10/21), vs. Duke (10/28) and at Miami (11/4).

## 2016

Spent the season redshirting.

## High School

Coached by Kevin Reach at Collins Hill ... Rated a 3-star recruit by ESPN, 247Sports, and Rivals ... Named honorable mention to the 2015 Georgia Sports Writers Association All-State Class 6A Football ... Had a total of 78 tackles with 10.0 sacks as a senior.

## Personal

Son of Claudette and Emmanuel Belmar, Sr. ... Majoring in real estate.

SEASON	GP	GS	TACKLES				SACKS NO-YDS	PASS DEFENSE				FUMBLES		BLOCKED KICK
			SOLO	AST	TOTAL	TFL-YDS		INT	BU	PD	QBH	RCV	FF	
2017	10	1	2	2	4	1.0-1	0.0-0	0	0	0	2	0	0	0



**42**  
**COLE**  
**BLAKER**

TE

6-3 • 240 • R-FRESHMAN • NARROWS, VA. • NARROWS

## 2017

Redshirted.

## High School

Four-year letterwinner while playing for Coach Kelly Lowe at Narrows ... Finished his senior season throwing for 1,166 yards and 16 touchdowns, while adding 1,403 yards on the ground and 13 more scores ... In his career, threw for 5,165

yards and 59 touchdowns ... Was a two-time first team all-conference player, while earning all-region and all-state as a quarterback after his senior season ... Set 14 school records ... Also competed on the track team, earning two letters as a jumper ... Was the region's triple jump champion as a sophomore and holds the school's record in the event ... Earned three letters while playing basketball.

### Personal

Son of Lee and Tina Blaker ... Born in Bluefield, West Virginia ... Has two brothers, Chad and Chase, and one sister, Cristin ... Majoring in business.



**91**  
OSCAR  
BRADBURN

P

**6-1 · 205 · SOPHOMORE · SYDNEY, AUSTRALIA · SYDNEY SECONDARY COLLEGE**

### 2017

Allowed 42 opponent punt return yards, a total that ranked seventh in the Power Five ... Placed three punts inside the 20-yard line and averaged 46.5 yards per punt playing in his first American rules football game vs. West Virginia (9/3) ... Averaged 40+ yards per punt for the third-straight game at East Carolina (9/16) ... Placed three punts inside the 20 and averaged 43.9 yards per punt at Boston College (10/7) ... Punted four balls inside the 20 and averaged 44.3 yards per punt vs. North Carolina (10/21) ... Had a season-long 57-yard punt and placed three punts inside the 20 at Virginia (11/24).

### Sydney Secondary College

Attended Sydney Secondary College's Blackwattle Bay campus ... Played Australian Rules Football for Sydney Swans Academy ... Trained at ProKick Australia, a training facility in Melbourne.

### Personal

Son of Garry and Michelle Bradburn ... Born in Sydney, Australia ... Has a brother, Cameron, and a sister, Sienna ... Majoring in marketing.

PUNTING	GAMES	NO.	YDS	AVG	LNG	TB	FC	I20	50+
2017	13	66	2,798	42.4	57	6	32	24	12



**53**  
AIDEN  
BROWN

OL

**6-2 · 291 · R-FRESHMAN · SILVER SPRING, MD. · BULLIS SCHOOL**

### 2017

Redshirted.

### High School:

Named to Under Armour's Big 33 "ELITE 100" team ... Was a finalist to play for Team Maryland in the in the Big 33 Football Game ... 2016 first-team All-Interstate Athletic Conference ... Played for Team Washington in the 2016

Crab Bowl All-Star Game ... Played his first two years at St. John's High School in Washington, D.C. before transferring to Bullis High School coached by Pat Cimento ... Also threw the shot put and lettered twice in track and field under Coach Joe Lee.

### Personal

Son of Leigh Giles-Brown and Errol Brown ... Born in Washington, D.C. ... Has two brothers, Quentin and Isaiah ... Father played football at Lehigh ... currently enrolled in universal studies.



**43**  
XAVIER  
BURKE

DL

**6-3 · 285 · R-JUNIOR · LAWRENCEVILLE, VA. · BRUNSWICK**

### 2017

Appeared in seven games ... Made one tackle at East Carolina (9/16), at Boston College (10/7) and vs. North Carolina (10/21).

### 2016

Appeared in six games as a tight end.

### 2015

Appeared in one game at East Carolina ... Redshirted.

### 2014

Enrolled in January after a semester of prep school ... Posted a 335-pound bench press and a 500-pound squat in spring max testing.

### Fork Union

Signed with Virginia Tech in 2014, but spent a semester at Fork Union ... Enrolled at Tech in January ... Rated the No. 7 Prep School Recruit in the country by the 247Sports Composite Rankings ... Listed as the No. 1 prep tight end and the No. 3 prep player in Virginia by 247Sports.

### High School

Played for Coach Harold Williams at Brunswick High ... A Semper Fidelis All-America Game selection ... Caught a touchdown pass in that game ... A first-team 2A all-state selection by VirginiaPreps at defensive end ... The defensive player of the year, as named by VirginiaPreps ... A first-team All-Conference 37 selection at defensive end ... A first-team Tri-Rivers District selection ... Helped lead his team to the state title game ... Finished the season with 95 tackles, including 18 for loss and 10 sacks, along with 20 quarterback hurries and four pass breakups ... Ranked as the No. 33 player in the state of Virginia by The Roanoke Times as a senior ... Listed as the No. 20 tight end in the country and the No. 18 prospect in Virginia by Rivals ... Ranked as the No. 21 tight end in the country and the No. 20 player in his state by 247Sports ... Listed as the No. 59 tight end in the country by Scout ... Ranked as the No. 10 tight end-Y in the country, the No. 49 player in his region and the No. 15 player in the state by ESPN Recruiting Nation.

### Personal

Born in Petersburg, Virginia ... Son of Davie and Valerie Burke ... Has a younger sister ... Majoring in property management.

SEASON	GP	GS	TACKLES			TFL-YDS	SACKS NO-YDS	PASS DEFENSE				FUMBLES		BLOCKED KICK
			SOLO	AST	TOTAL			INT	BU	PD	QBH	RCV	FF	
2015	1	0	0	0	0	0.0-0	0.0-0	0	0	0	0	0	0	0
2016	6	0	0	0	0	0.0-0	0.0-0	0	0	0	0	0	0	0
2017	7	0	0	3	3	0.5-1	0.0-0	0	0	0	1	0	0	0
Career	14	0	0	3	3	0.5-1	0.0-0	0	0	0	1	0	0	0





**52**  
AUSTIN  
CANNON

OL

6-2 · 322 · R-SOPHOMORE · MECHANICSVILLE, VA. · ATLEE

**2017**

Saw action at East Carolina (9/16), vs. Old Dominion (9/23) and at Miami (11/4).

**2016**

Spent the season redshirting.

**Prep School**

Spent one semester playing for Coach John Shuman at Fork Union Military ... Earned a letter playing the center position.

**High School**

Played for coach Roscoe Johnson at Atlee High ... Was a three-year starter and letter winner at left guard for the Raiders ... Senior year was named first team all-state and first team All-Metro, while also receiving first team all-conference accolades as both a junior and senior ... Also competed on the track team for coach Jim Triemilar in the shot put and discus events ... Won three state titles – 2014 discus, 2015 indoor shot put and 2015 outdoor shot put ... Was a four-time all-state performer, a seven-time conference champion and holds the school record in the shot put for both indoor and outdoor.

**Personal**

Austin Jacob Cannon ... Son of Mike and Debbie Cannon ... Has two older brothers, James and Dolan, and an older sister, Elizabeth ... Majoring in history.

SEASON	GP	GS
2017	3	0



**86**  
C.J.  
CARROLL

WR

5-8 · 173 · R-SENIOR · OLNEY, MD. · OUR LADY OF GOOD COUNSEL

**2017**

Played in seven games, making one start ... Returned two punts for four yards on the season ... Recorded 15 receptions for 157 yards and one touchdown ... Had two receptions for 13 yards vs. West Virginia (9/3) ... Had a five-yard rush at East Carolina (9/16) ... Caught two passes for 10 yards and one touchdown vs. Old Dominion (9/23) ... Recorded three catches for 45 yards vs. Clemson (9/30) ... Had two receptions for 12 yards at Virginia (11/24) ... Caught three passes for 21 yards against Oklahoma State in the Camping World Bowl (12/28) ... Did not play at Boston College (10/7), vs. North Carolina (10/21), vs. Duke (10/28), at Miami (11/4), at Georgia Tech (11/11) and vs. Pitt (11/18) due to injury.

**2016**

Appeared in 13 games, making one start ... Recorded nine rushes for 46 yards and 18 receptions for 258 yards ... Returned 11 punts for 98 yards on the season ... Had 24 rushing yards and nine receiving yards against Liberty ... Caught two passes for 39 yards and returned two punts for 34 yards versus Boston College ... Had a 10-yard rush against North Carolina ... Recorded two receptions for 33 yards against Syracuse ... Caught three passes for 27 yards against Duke ... Returned three punts for 34 yards versus Georgia Tech and had five catches for 65 yards ... Caught three passes for 80 yards against Notre Dame ... Had one punt return of 17 yards against Virginia ... Was awarded a scholarship at the conclusion of the season.

**2015**

Played in two games ... Played 15 total snaps ... Played eight snaps on offense and seven on special teams ... Appeared in games vs. Furman and at Purdue.

**2014**

Redshirted while working on the scout team ... Earned Hokie honors in the weight room after squatting 370 pounds and posting a 4.69 40-yard dash in spring max testing.

**High School**


Lettered three times for Coach Bob Milloy at Our Lady of Good Counsel ... A high school teammate of former Tech and current Kansas City Chiefs CB Kendall Fuller ... A three-time All-WCAC selection ... Helped lead his team to two conference championships ... Selected to the Maryland Crab Bowl all-star game.

**Personal**

Christopher John Carroll ... Born in Stamford, Connecticut ... Son of Rich and Dori Carroll ... Has five siblings: Lexi, McKenzie, Ryan, Jason and Shane ... Sister, Lexi, was a gymnast at Penn State ... Majoring in public relations.

SEASON	GP	GS	RUSHING						RECEIVING				
			ATT	YDS	AVG	LONG	TD	NO.	YDS	AVG	LONG	TD	
2015	2	0	0	0	0.0	0	0	0	0	0.0	0	0	
2016	13	1	9	46	5.1	16	0	18	258	14.3	62	0	
2017	7	1	5	-1	-0.2	5	0	15	157	10.5	35	1	
Career	22	2	14	45	3.2	16	0	33	415	12.6	62	1	

SEASON	GP	GS	PUNT RETURNS				KICK RETURNS					
			NO.	YDS	AVG	TD	LONG	NO.	YDS	AVG	TD	LONG
2015	2	0	0	0	0.0	0	0	0	0	0.0	0	0
2016	13	1	11	98	8.9	0	19	0	0	0.0	0	0
2017	7	1	2	4	2.0	0	3	0	0	0.0	0	0
Career	22	2	13	102	7.8	0	19	0	0	0.0	0	0



C.J.  
CARROLL



# 65 MATT CHRIST

OL

6-3 · 277 · R-JUNIOR · STERLING, VA. · DOMINION

## 2017

Did not see playing time.

## 2016

Did not see playing time.

## 2015

Spent season redshirting.

## High School

Played football at Dominion High for Coach Karl Buckwatter ... A first-team all-state selection by Rivals.com ... Named All-Loudoun First Team as a senior ... Four year letterman... Also a four-year player on the basketball team for Sonny Green

## Personal

Matthew Timothy Christ ... Born in Atlanta, Georgia. ... Son of Lori and Mike Christ... Father played football at the Naval Academy ... Has five siblings, brothers Mike, Tommy and Jimmy and sisters Jackie and Katie ... Older brother Mike plays football at Monmouth University ... Uncle Tim played for the Philadelphia Eagles and Rutgers University ... Majoring in accounting and information systems.



# 61 KYLE CHUNG

OL

6-3 · 311 · R-SENIOR · PONTE VEDRA BEACH, FLA. · PONTE VEDRA

## 2017

Started all 13 games at right tackle.

## 2016-17

Played in six games, making two starts ... Started against Tennessee and Boston College.

## 2015

Played in four games with one start ... Made first career start against North Carolina State ... Played 25 total snaps all on offense ... Played on snap vs. Ohio State ... Played 12 snaps vs. Furman ... Played eight snaps at Purdue ... Played four snaps vs. N.C. State.

## 2014

Missed the first four games after having preseason shoulder surgery ... First game dressing was for the Western Michigan game ... Was in on three plays on offense at North Carolina ... Dressed but didn't see the field for the final six

games ... Missed the Military Bowl with an injury ... Had a second shoulder in January.

## 2013

Redshirted while working with the scout team on the offensive line ... Bench pressed 325 pounds and posted a 27.5-inch vertical jump in fall scout team max testing ... Had surgery to repair a torn left labrum and missed most of the spring session.

## High School

Played for Coach Mike Loyd at Ponte Vedra High ... Ranked as the No. 23 tight end-Y in the country, the No. 460 player in his region and the No. 168 player in the state by ESPN Recruiting Nation ... Rated the No. 29 tight end in the country and the No. 100 player in Florida by 247Sports ... Listed as the No. 49 tight end in the country by Scout ... Was a selection to the Times-Union's Super 24 team ... Also played lacrosse.

## Personal

Kyle Eugene Chung ... Born in Falmouth, Massachusetts ... Son of Eugene and Liza Chung ... Father was an All-American offensive lineman at Virginia Tech and first round draft pick of New England in 1993. Currently assistant coach for the defending Super Bowl champion Philadelphia Eagles ... Has a younger brother ... Majoring in sociology.

SEASON	GP	GS
2014	1	0
2015	4	1
2016	6	2
2017	13	13
Career	24	16



# 87 TRE COGHILL III

WR

5-10 · 169 · R-FRESHMAN · FREDERICKSBURG, VA. · MOUNTAIN VIEW

## High School

Played for Lou Sorrentino at Mountain View High School, lettering three times ... All-Conference performer.

## Personal

George "Tre" Coghill III ... Son of George and Lisa Coghill ... Has two siblings; PJ Hayden and Mikayla Coghill ... Brother PJ played at Norfolk State ... Father George has been inducted into the Wake Forest Hall of Fame and won two Super Bowls with the Denver Broncos ... Plans to major in criminology.



KYLE  
CHUNG





**37**  
**NICOLAS**  
**CONFORTI**  
WR

5-11 · 192 · R-FRESHMAN · VIENNA, VA. · JAMES MADISON

**2017**  
Did not see action.

**High School**

Two-year letterwinner at James Madison High School for head coach Lenny Schultz ... First-team all-conference his senior season in 2016, while leading the Warhawks to two conference championships and the regional semifinals ... Also played baseball for head coach Mark "Pudge" Gjormand, lettering three years, as well as basketball for head coach Kevin Roller for three years ... Earned all-metro honorable mention on the diamond and led the basketball team to a conference and regional championships his senior season.

**Personal**

Nicolas Anthony Conforti ... Born in Fairfax, Virginia ... Son of David and Eva Conforti ... Has two brothers, Pepe and Mike, and one sister, Nina ... Major is business.

... Rated the No. 21 prospect in the Jacksonville area by The Times-Union... A member of the All-Southeast Region Team by SuperPrep ... A Super 24 selection by the Jacksonville Times-Union ... A first-team choice to the Times-Union's 2014 All-First Coast football team ... Led his team with 241 receiving yards and four touchdowns as a senior ... Played in the Florida Athletic Coaches Association North-South All-Star Classic in Orlando, Florida ... A first-team All-Gateway Conference selection as both a senior and a junior ... An honorable mention selection to the Times-Union's 2013 All-First Coast football team.

**Personal**

Son of Chris, Sr., and Marsha Cunningham ... Has a younger brother and an older sister and has an older stepsister and stepbrother ... Majoring in property management.

SEASON	GP	GS	NO	RECEIVING			AVG	LONG	TD
				YDS	NO	YDS			
2016	12	2	6	48	8.0	13	4		
2017	13	3	9	175	19.4	39	1		
Career	25	5	15	223	14.9	39	5		

SEASON	GP	GS	PUNT RETURNS				KICK RETURNS					
			NO.	YDS	AVG	TD	LONG	NO.	YDS	AVG	TD	LONG
2016	12	2	0	0	0.0	0	0	0	0	0.0	0	0
2017	13	3	0	0	0.0	0	0	1	0	0.0	0	0
Career	25	5	0	0	0.0	0	0	1	0	0.0	0	0



**39**  
**SEAN**  
**DANIEL**  
WR

5-9 · 180 · R-JUNIOR · CHESAPEAKE, VA. · OSCAR SMITH

**2017**  
Played in four games ... Made appearances at East Carolina (9/16), vs. Old Dominion (9/23), at Boston College (10/7) and vs. North Carolina (10/21).

**2016**  
Caught one pass against Virginia for six yards and had one rush for 10 yards.

**High School**

Played for Coach Richard Morgan at Oscar Smith ... Named Second Team All-state - 6A as a wide receiver after the 2014 season, after catching more than 900 receiving yards and 13 touchdowns ... Was also a First Team All-Region and First Team All-District in football.

**Personal**

Sean Daniel ... Born in Hampton, Virginia ... Son of William and Charlene Daniel ... Has one brother, William ... Majoring in consumer studies.

SEASON	GP	GS	RUSHING					RECEIVING				
			ATT	YDS	AVG	LONG	TD	NO	YDS	AVG	LONG	TD
2016	1	0	1	10	10.0	10	0	1	6	6.0	6	0
2017	4	0	0	0	0.0	0	0	0	0	0.0	0	0
Career	5	0	1	10	10.0	10	0	1	6	6.0	6	0



**85**  
**CHRIS**  
**CUNNINGHAM**  
TE

6-2 · 243 · R-JUNIOR · JACKSONVILLE, FLA. · ATLANTIC COAST

**2017**  
Played in 13 games, making three starts ... Caught nine passes for 175 yards with one touchdown ... Recorded one catch for 39 yards vs. West Virginia (9/3) ... Had one reception for 26 yards vs. Old Dominion (9/23) ... Caught three passes for 48 yards vs. Duke (10/28) ... Recorded two catches for 17 yards at Miami (11/4) ... Had one reception for 37 yards vs. Pitt (11/18) ... Caught one eight-yard touchdown pass at Virginia (11/24).

**2016**  
Played in 12 games, making two starts ... Caught six passes for 48 yards and four touchdowns on the season ... Recorded a catch for seven yards and a touchdown against Boston College ... Had one reception for 13 yards against ECU ... Caught a one yard touchdown pass against North Carolina ... Had one reception for 11 yards against Miami ... Recorded one catch for 11 yards and a touchdown versus Pittsburgh ... Had one catch for five yards and a touchdown against Arkansas in the Belk Bowl.

**2015**  
Spent the season redshirting.

**High School**

Ranked as the No. 11 tight-end-H in the country and the No. 104 player in his state by ESPN Recruiting Nation ... Ranked as the No. 53 tight end in the country by 247Sports ... Listed as the No. 45 tight end in the country by Scout



**CHRIS**  
**CUNNINGHAM**



**17**  
**DIVINE**  
**DEABLO**  
 DB

6-3 · 215 · R-SOPHOMORE · WINSTON-SALEM, N.C. · MOUNT TABOR

**2017**

Played in four games ... Tallied eight tackles, three pass breakups and one interception ... Made six stops and had one pass breakup vs. West Virginia (9/3) ... Recorded one tackle vs. Delaware (9/9) ... Recorded one tackle and two passbreak ups at East Carolina (9/16) ... Registered first career interception vs. Old Dominion (9/23) ... Suffered an injury vs. Old Dominion and received a medical redshirt.

**2016**

Played in all 14 games ... Caught one pass for eight yards ... Made four tackles and forced one fumble ... Made one reception versus ECU ... Had one tackle against North Carolina ... Made two tackles against Pittsburgh and forced a fumble ... Recorded a tackle against Notre Dame.

**High School**

Coached by Laymarr Marshall at Mount Tabor ... Rated as a 4-star recruit by ESPN and the 172nd player in the 2016 ESPN Top 300 ... Ranked the No. 9 player in the state of North Carolina and the No. 22 wide receiver in the country by ESPN ... Rivals lists him No. 70 by position and No. 20 overall in the state ... Scout ranks him the third-best position player in the state and No. 107 in the country, while 247Sports lists him at No. 178 by position and the 50th-best player in the state ... Selected to play in the Shrine Bowl of the Carolinas ... Three-time Central-Piedmont 4A all-conference selection ... Had 10 touchdowns, averaging over 21 yards per reception, and added an interception as a senior ... Averaged 18 yards a catch for more than 700 yards as a junior ... Earned All-Northwest Conference honors as a senior.

**Personal**

Divine Ahmad Deablo ... Son of Donnelle and Rehea Deablo ... Has an older sister, Arabia, and two younger brothers, Donnie and Deity ... Majoring in consumer studies.

SEASON	GP	GS	NO	RECEIVING			LONG	TD
				YDS	AVG	YDS		
2016	14	0	1	8	8.0	8	0	
2017	4	0	0	0	0.0	0	0	
Career	18	0	1	8	8.0	8	0	

SEASON	GP	GS	SOLO	TACKLES			SACKS	PASS DEFENSE				FUMBLES		BLOCKED
				AST	TOTAL	TFL-YDS		NO-YDS	INT	BU	PD	QBH	RCV	
2016	14	0	2	2	4	0.0-0	0.0-0	0	0	0	0	0	1	0
2017	4	0	6	2	8	1.5-6	0.5-5	1	3	4	0	0	0	0
Career	18	0	8	4	12	1.5-6	0.5-5	1	3	4	0	0	1	0

SEASON	GP	GS	INTERCEPTION RETURNS				FUMBLE RETURNS				
			NO.	YDS	AVG	TD	NO.	YDS	AVG	TD	LONG
2016	14	0	0	0	0.0	0	0	0	0.0	0	0
2017	4	0	1	0	0.0	0	0	0	0.0	0	0
Career	18	0	1	0	0.0	0	0	0	0.0	0	0



**56**  
**CLAY**  
**DEAN**  
 OL

6-3 · 272 · R-FRESHMAN · WATERFORD, VA. · WOODGROVE

**2017**

Did not see action.

**High School**

Coached by Mike Skinner at Woodgrove High ... Was named the team captain his senior year ... Earned all-district and all-region honors three years in a row ... Landed on the all-state list for two seasons.

**Personal**

Clay Brooke Lenzer Dean ... Born in Leesburg, Virginia ... Son of Hazen and Marie Dean ... Has three brothers, Hazen, Peyton and Macon, and five older sisters, Victoria, Claire, Mary Augusta and Faith ... Currently enrolled in university studies.



**35**  
**ZION**  
**DEBOSE**  
 DL

6-1 · 249 · R-FRESHMAN · SALISBURY, N.C. · NORTH ROWAN

**2017**

Redshirted

**High School**

No. 2 defensive end in the state of North Carolina as rated by Scout ... Ranked as the No. 14 player in the state by ESPN ... Played for head coach Ben Hampton ... Had 20 sacks, 27 tackles for loss, 85 total tackles, 41 hurries, three forced fumbles, four fumble recoveries and two blocked punts as a senior ... Named the county's defensive co-player of the year and a first-team all-state and all-county selection ... Two-time conference defensive player of the year after racking up more than 200 tackles, 124 solo, 31.5 sacks, seven forced fumbles, four recoveries and 82 tackles for loss.

**Personal**

Son of Lorenzo and Jill Debose ... Has a brother, Koby, and a sister, Leana ... Majoring in accounting and information systems.





**89**  
**DRAKE**  
**DEIULIIS**  
 TE

**6-5 · 240 · R-FRESHMAN · CHARLOTTE, N.C. · PROVIDENCE**

**2017**

Played in one game, at Boston College (10/7) ... Received a medical redshirt.

**High School**

Caught 71 passes for 1,140 yards and 14 touchdowns in three seasons at Providence High School under head coach Brad Bowles ... Rushed for 856 yards and six scores and added five touchdown passes ... Big 22 North Carolina State Player of the Year candidate ... Two-time all-conference selection ... Lettered in basketball.

**Personal**

Son of BC and Frank DeIuliis ... Has two brothers, Bryce and Quinn ... Majoring in business ... Father played football at Clemson ... Grandfather, Bill Barbary, played football at Clemson.



**60**  
**SILAS**  
**DZANSI**  
 OL

**6-5 · 314 · R-FRESHMAN · WOODBRIDGE, VA. · C.D. HYLTON**

**2017**

Redshirted.

**Fork Union**

Spent the 2016 season at Fork Union Military Academy playing for head coach John Shuman.

**High School**

Played for head coach Tony Lilly at C.D. Hylton High School ... Played left tackle and racked up 56 tackles on defense ... 2015 second-team All-Conference 4 selection on the offensive line ... Honorable Mention All-Conference 4 on the defensive line ... Started playing football his sophomore year.

**Personal**

Son of Rhonda Sanderson and Richard Dzansi ... Has one sister, Jazmyn ... Majoring in criminology.



**3**  
**CALEB**  
**FARLEY**  
 DB

**6-2 · 198 · R-FRESHMAN · HICKORY, N.C. · MAIDEN**

**2017**

Redshirted after suffering a knee injury during preseason camp.

**High School**

Southern District 7 Player of the Year ... Second team all-state quarterback behind teammate Hendon Hooker ... Set a Maiden school record for rushing in a single season with 2,574 yards ... Added 37 touchdowns on the ground to go along with 1,776 passing yards and 21 touchdowns playing for head coach Will Byrne ... His 58 total touchdowns in a single season ranks third in North Carolina history ... Set the state record for touchdowns in a game twice, in back-to-back games, with eight in each ... Threw for 1,831 yards and 20 touchdowns and rushed for 1,534 yards and 18 touchdowns as a junior ... His 124 career touchdowns ranked sixth in the state's record book at the time of his graduation.

**Personal**

Son of Robert and the late Robin Farley ... Has one brother, Joshua ... Brother competed in track and field at Appalachian State ... Majoring in business.





# 21 REGGIE FLOYD

DB

6-0 · 220 · JUNIOR · MANASSAS, VA. · STONEWALL JACKSON

## 2017

Played in 13 games, making 12 starts ... Totaled 72 tackles including three tackles for loss, three interceptions and two forced fumbles ... Recorded five tackles and one pass break up vs. West Virginia (9/3) ... Had 10 tackles vs. Delaware (9/9) ... Recorded four tackles and forced one fumble vs. Old Dominion (9/23) ... Had 10 tackles vs. Clemson (9/30) ... Made five stops at Boston College (10/7) ... Recorded seven tackles and returned an interception 69 yards for a touchdown vs. North Carolina (10/21) ... Named ACC Co-Defensive Back of the Week (10/23) ... Made six tackles vs. Duke (10/28) ... Had three tackles and one interception at Miami (11/4) ... Recorded two tackles at Georgia Tech (11/11) ... Made eight stops, including a game-saving tackle in the final seconds of the fourth quarter, with 1.5 tackles for loss and one interception vs. Pitt (11/18) ... Had four tackles and one forced fumble at Virginia (11/24) ... Recorded seven tackles vs. Oklahoma State in the Camping World Bowl (12/28).

## 2016

Played in 12 games ... Recorded one tackle and half a sack vs. ECU (9/24).

## High School

Coached by Darryl Robinson at Stonewall Jackson ... Rated a 3-star recruit, ranking 14th in the state by 247Sports ... Also rated a 3-star recruit by ESPN and Rivals ... Named to the All-Conference 8 first team as a senior running back ... Earned honorable mention honors to the 6A-North Region football team as a senior.

## Personal

Son of David and Sonja Floyd ... Majoring in human development.

SEASON	GP	GS	TACKLES			TFL-YDS	SACKS NO-YDS	PASS DEFENSE				FUMBLES		BLOCKED KICK
			SOLO	AST	TOTAL			INT	BU	PD	QBH	RCV	FF	
2016	12	0	0	1	1	0.5-7	0.5-7	0	0	0	0	0	0	0
2017	13	12	44	28	72	3.0-9	0.0-0	3	1	4	2	0	2	0
Career	25	12	44	29	73	3.5-16	0.5-7	3	1	4	2	0	2	0

SEASON	GP	GS	INTERCEPTION RETURNS				FUMBLE RETURNS					
			NO.	YDS	AVG	TD	LONG	NO.	YDS	AVG	TD	LONG
2016	12	0	0	0	0.0	0	0	0	0	0.0	0	0
2017	13	12	3	106	35.3	1	69	0	0	0.0	0	0
Career	25	12	3	106	35.3	1	69	0	0	0.0	0	0



# 16 COLEMAN FOX

RB

5-11 · 187 · R-JUNIOR · SALEM, VA. · SALEM

## 2017

Played in 10 games ... Recorded 39 carries for 223 yards and one touchdown ... Caught five receptions for 33 yards ... Carried the ball eight times for 34 yards and one touchdown at East Carolina (9/16) ... Had 11 carries for 66 yards ... Recorded five carries for 39 yards and four receptions for 13 yards vs. Clemson (9/30) ... Carried the ball five times for 14 at Boston College (10/7) ... Had seven carries for 58 yards and a 20-yard reception vs. North Carolina (10/21) ... Recorded two carries for 11 yards vs. Duke (10/28).

## 2016

Did not see playing time.

## 2015

Redshirted while rehabbing a knee injury.

## High School

Ranked as the No. 53 running back in the country, the No. 68 player in his region and the No. 21 player in the state by ESPN Recruiting Nation ... Listed as the No. 129 running back in the country and the No. 49 player in his state by 247Sports ... Rated as the No. 43 player in the state of Virginia by Rivals ... Ranked as the No. 36 player in the state of Virginia by The Roanoke Times ... Listed as the No. 127 running back in the country and the No. 12 running back in the East by Scout... A first-team all-state selection for the Class 4A level at running back by the VHSL and a second-team all-state selection by VirginiaPreps ... The Timesland Player of the Year as a senior, as chosen by The Roanoke Times ... Led his team to the VHSL championship game ... Finished the season with 1,500 yards rushing on 167 carries despite not playing offense in the final 2.5 games because of an ankle sprain ... Also had 24 catches for 393 yards and six scores ... Threw a touchdown pass in the first half of a win against Patrick Henry ... A second-team All-Timesland selection at running back as a junior ... Ran for 1,134 yards in the regular season as a junior, then added 685 more in four playoff games.

## Personal

Son of Rich and Jennifer Fox ... Father played fullback for Virginia Tech from 1986-89, part of Frank Beamer's first teams in Blacksburg ... Has a younger brother ... Enjoys skiing and wakeboarding ... Majoring in finance.

SEASON	GP	GS	RUSHING					RECEIVING				
			ATT	YDS	AVG	LONG	TD	NO	YDS	AVG	LONG	TD
2016	0	0	0	0	0.0	0	0	0	0.0	0	0	
2017	10	0	39	223	5.7	35	1	5	33	6.6	20	0
Career	10	0	39	223	5.7	35	1	5	33	6.6	20	0







**47**  
**DARIUS**  
**FULLWOOD**

DL

6-3 · 263 · R-JUNIOR · COLLEGE PARK, MD. · OUR LADY OF GOOD COUNSEL

**2017**

Saw playing time in 12 games.

**2016**

Saw playing time against Virginia, Clemson and Arkansas.

**2015**

Spent the season redshirting.

**High School**

Listed as the No. 22 strongside defensive end in the nation and the No. 8 prospect in Maryland by Rivals ... Ranked as the No. 30 weakside defensive end in the country and the No. 14 player in his state by 247Sports ... Listed as the No. 55 defensive end in the country and the No. 12 defensive end in the East by Scout ... Ranked as the No. 43 defensive end in the country, the No. 55 player in his region and the No. 11 player in the state by ESPN Recruiting Nation... A member of the All-Atlantic Region Team by SuperPrep ... Participated in the Semper Fidelis All-Star Game ... A 2014 American Family Insurance All-USA Maryland Football Team selection ... A second-team All-Met selection at defensive line by The Washington Post ... As a junior, had 11 tackles, including 3.5 for loss and three sacks, before breaking his foot after four games.

**Personal**

Born in Cheverly, Maryland ... Son of Daron Fullwood and Angela Jones ... Enjoys photography ... Majoring in management.

SEASON	GP	GS
2016	3	0
2017	12	0
Career	15	0

**FBS LEADERS - THIRD-DOWN DEFENSE, 2017**

Team	%	Atts-Conv	Record
1. Michigan	26.1	47-180	8-4
2. <b>VIRGINIA TECH</b>	<b>26.2</b>	<b>49-148</b>	<b>9-4</b>
3. Texas	27.1	54-199	7-6
4. Washington St.	28.5	49-172	9-4
5. Wisconsin	29.1	55-189	13-1

**POWER 5 LEADERS - 1ST DOWNS ALLOWED, 2017**

Team	Total	Rush	Pass	Penalty
1. Mississippi St.	175	80	72	23
2. Michigan	179	79	75	25
3. Florida	192	82	92	18
4. Wisconsin	196	79	97	20
5. <b>VIRGINIA TECH</b>	<b>200</b>	<b>83</b>	<b>101</b>	<b>16</b>



**11**  
**HOUSHUN**  
**GAINES**

DL

6-3 · 235 · R-JUNIOR · ROCKY MOUNT, N.C. · NASH CENTRAL

**2017**

Played in 12 games making two starts ... Recorded 24 tackles including 7.0 tackles for loss, 3.0 sacks and one fumble recovery ... Made two stops vs. West Virginia (9/3) ... Had one tackle and one quarterback hurry at East Carolina (9/16) ... Recorded one tackle at Boston College (10/7) ... Made two stops including one sack vs. North Carolina (10/21) ... Had three tackles vs. Duke (10/28) ... Made one stop at Miami (11/4) ... Recorded two tackles including one tackle for loss at Georgia Tech (11/11) ... Had four stops including onen sack at Virginia (11/24) ... Recorded four tackles including two tackles for loss and one sack against Oklahoma State in the Camping World Bowl (12/28).

**2016**

Played in 12 games ... Recorded five tackles including 0.5 sacks on the season ... Registered one tackle in games against ECU, North Carolina, Miami, Virginia and Clemson in the ACC Championship game ... Recorded the 0.5 sack versus ECU.

**High School**

Listed as the No. 31 weakside defensive end in the nation and the No. 25 prospect in North Carolina by Rivals ... Rated as the No. 76 strongside defensive end in the country and the No. 47 player in his state by 247Sports ... Listed as the No. 85 defensive end in the country by Scout ... Ranked as the No. 66 defensive end in the country and the No. 24 player in the state by ESPN Recruiting Nation... A member of the All-Atlantic Region Team by SuperPrep ... Had 78 tackles, including 15 for loss and 10 sacks, during his senior season at Nash Central ... Won the Tom Suiter Extra Effort Award ... Represented North Carolina in the Shrine Bowl of the Carolinas, an all-star game that features top seniors from North Carolina against their counterparts in South Carolina ... Tallied 85 tackles, including 21 for a loss and 11.5 sacks as a junior.

**Personal**

Son of Jeff Gaines and Tadra Hilliard ... Has two older brothers and two older sisters ... Majoring in sociology

SEASON	GP	GS	TACKLES				SACKS NO-YDS	PASS DEFENSE				FUMBLES RCV	BLOCKED KICK
			SOLO	AST	TOTAL	TFL-YDS		INT	BU	PD	QBH		
2016	12	0	0	5	5	0.5-1	0	0	0	0	0	0	0
2017	12	2	17	7	24	7.0-26	3.0-19	0	1	1	2	1	0
Career	24	2	17	12	29	7.5-27	3.5-20	0	1	1	2	1	0

SEASON	GP	GS	INTERCEPTION RETURNS				FUMBLE RETURNS					
			NO.	YDS	AVG	TD	LONG	NO.	YDS	AVG	TD	LONG
2016	12	0	0	0	0.0	0	0	0	0	0.0	0	0
2017	12	2	0	0	0.0	0	0	1	0	0.0	0	0
Career	24	2	0	0	0.0	0	0	1	0	0.0	0	0





# 45 TYJUAN GARBUTT

DL

6-1 · 244 · R-FRESHMAN · FREDERICKSBURG, VA. · RIVERBEND

## 2017

Redshirted.

## High School

Consensus four-star recruit as rated by ESPN, Scout and 247Sports ... No. 2 defensive end in the state of Virginia by Scout and No. 3 in the East Region ... No. 8 player in the state by 247Sports.com and No. 9 in the state by ESPN ... Played for head coach Tony DeMarco ... Collected 68 tackles, 33 solo, with seven sacks, seven forced fumbles and two fumble recoveries as a senior ... Also rushed for 211 yards and registered 554 receiving yards with nine touchdowns ... 2016 USA Today all-state second-team honoree on the defensive line ... All-conference 4 football first-team selection at both wide receiver and defensive end.

## Personal

Son of Augusta and Kristen Garbutt ... Majoring in business.



# 72 BRENNON GARRISON

OL

6-1 · 296 · R-FRESHMAN · ORANGE, VA. · FORK UNION MILITARY ACADEMY

## 2017

Did not see action.

## High School

Three-year letterwinner at Fork Union Military Academy for head coach Mike Hooper ... Tabbed all-prep league, all-state, all-central, all-scrimmage play and was a team captain ... Competed in track and field, throwing in the shot put ... Was coached by Winston Brown and was a two-year letterwinner ... Member of the National Honor Society ... Was a honor graduate.

## Personal

Brennon Eley Garrison ... Born in Charlottesville, Virginia ... Son of L.E. and Missy Garrison ... Has one sister, Kelsea ... Majoring in animal and poultry science.



# 41 JAYLEN GRIFFIN

LB

6-1 · 245 · R-FRESHMAN · ROME, GA. · ROME

## 2017

Redshirted.

## High School

Played for head coach John Reid at Rome High School ... First-team 5A All-State by the Georgia Sportswriters ... Honorable Mention 5A All-State by the Atlanta Journal-Constitution ... Helped lead Rome to the 2016 5A state championship, the first in school history ... Finished with 87 tackles, 17 TFLs, two picks, three forced fumbles and one defensive touchdown as a senior.

## Personal

Son of Tyrone and Labretha Griffin ... Has three brothers, Ja'Kolbi, Ja'Quon and Jamious, and one sister, Breana ... Majoring in human nutrition, foods and exercise.



# 48 DANIEL GRIFFITH

LB

6-0 · 231 · R-SOPHOMORE · CHESAPEAKE, VA. · NANSEMOND-SUFFOLK ACADEMY

## 2017

Made an appearance in 11 of the Hokies' 13 games ... Was a key contributor on special teams.

## High School

Coached by Lew Johnston at Nansemond Suffolk Academy ... Played at Western Branch High School (6A) in Chesapeake, Virginia his first three years of high school ... Four-year varsity letterwinner and a two-time captain ... Second-team all-state linebacker ... Regional All-Freshman and Sophomore teams ... Selected to the Nike All-Star Team as a senior ... Ranked as the No. 45 player in the region ... Played both ways at quarterback and middle linebacker as a junior ... Racked up over 1,100 all-purpose yards and 18 touchdowns as a junior ... Led Western Branch to two playoff appearances and a 17-3 overall record as a starting quarterback ... Played linebacker his senior year at Nansemond Suffolk Academy and accumulated 56 tackles and 8 sacks in just under 6 games played because of an injury ... Led Nansemond to the state championship as a senior after collecting 15 tackles and four sacks.

## Personal

Born in Norfolk, Virginia ... Son of Colonel Ray Griffith, United States Marine Corps, retired and Peri Griffith ... Has two older brothers, Richard Griffith and 1st Lieutenant Ben Griffith, United States Marine Corps ... His grandfather, an all-conference tight end from Kansas who was invited to tryout for the Philadelphia Eagles ... Majoring in agribusiness.

SEASON	GP	GS
2017	11	0





**6**  
**HEZEKIAH**  
**GRIMSLEY**  
 WR

6-0 · 182 · SOPHOMORE · WILLIAMSBURG, VA. · LAFAYETTE

**2017**

Played in 12 games making one start ... Had 139 yards on 12 receptions ... Carried the ball two times for five yards ... Caught one pass for seven yards at East Carolina (9/16) ... Recorded one reception for 13 yards vs. Old Dominion (9/23) ... Had one carry vs. North Carolina (10/21) ... Caught five passes for 56 yards at Virginia (11/24) ... Recorded five catches for 63 yards vs. Oklahoma State in Camping World Bowl (12/28)

**High School**

Played for head coach Andy Linn at Lafayette High School ... Earned all-state honors on offense, defense and special teams as a senior ... 2016 Virginia Gazette Football Player of the Year ... 2016 USA Today all-state second-team ... Totaled 949 receiving yards and 12 touchdowns ... Returned six kick offs for touchdowns ... 4A first-team all-state selection at wide receiver and a second-team selection at defensive back as a junior ... Caught a Bay Rivers District-best 38 passes for 1,065 yards and 13 touchdowns ... Was the district's top punt returner, averaging 24.6 yards per punt return and scored three times ... Added seven interceptions at the defensive back position, returning two for a touchdown.

**Personal**

Son of Kendrick Grimsley and Shantina Jacobs ... Majoring in criminology.

SEASON	GP	GS	RUSHING					RECEIVING				
			ATT	YDS	AVG	LONG	TD	NO	YDS	AVG	LONG	TD
2017	12	1	2	5	2.5	4	0	12	139	11.6	26	0



**14**  
**DAMON**  
**HAZELTON**  
 WR

6-2 · 225 · R-SOPHOMORE · BALTIMORE, MD. · FRANKLIN

**2017**

Sat out due to NCAA transfer rules.

**Ball State**

Made an appearance in 11 games with seven starts at wide receiver ... Earned the John Hodge Award, presented to Ball State's top freshman ... Led the team with four touchdown receptions ... Finished second on the team with 51 receptions and 505 receiving yards ... Earned first collegiate start vs. Eastern Kentucky ... Piled up six catches for 52 yards and a score against EKU ... Notched season highs in both receptions (12) and receiving yards (102) at Toledo on Nov. 16 ... His longest catch (28 yards) of the season set up a field goal against Northern Illinois on (10/1).

**High School**

Earned three letters from head coach Anthony Burgos at Franklin High ... second team all-state and all-metro at wide receiver ... MVP of the Turkey Bowl as a sophomore ... Registered 31 catches for 536 yards and 12 scores as a senior.

**Personal**

Damon Antonio Hazelton Jr. ... Son of Lisa Pearsall ... has a sister, Damisha, who played a year of collegiate volleyball at Salisbury University, and a brother ... Majoring in communication studies.



**88**  
**JUSTIN**  
**HAIRSTON**  
 WR

6-0 · 175 · R-FRESHMAN · MANASSAS, VA. · OSBOURN PARK

**High School**

Lettered four times at Osbourn Park under coaches Brian Beaty and Dan Evans ... Holds school records in career receptions and receiving yards ... Two-time First Team All-Conference and All-Region performer ... Gained over 2,000 yards during junior and senior seasons ... Tied the Virginia high school record with a 99-yard touchdown reception ... Also competed on the track in the long jump and 4x1 relay ... Placed 10th in the state in both disciplines.

**Personal**

Born in Alexandria, Virginia ... Son of Karen and George Hairston ... Has one sister, Kiana who runs track at the University of Virginia ... Majoring in business.



**55**  
**JARROD**  
**HEWITT**  
 DL

6-1 · 285 · R-SOPHOMORE · VENICE, FLA. · VENICE

**2017**

Played in 10 games ... Recorded 13 tackles and one fumble recovery ... Made one stop vs. Delaware (9/9) ... Had three tackles and one fumble recovery at East Carolina (9/16) ... Recorded three tackles vs. Old Dominion (9/23) ... Made two tackles vs. North Carolina (10/21) ... Had one tackle vs. Duke (10/28) ... Recorded one tackle at Miami (11/4) ... Made two stops at Georgia Tech (11/11).

**2016**

Spent the season redshirting.

**High School**

Coached by John Peacock at Venice ... Was a two-time Florida 7A First Team All-State performer, and earned the Herald Tribune Player of the Year Award this past season ... Rated a three-star recruit by 247Sports, ESPN and Scout ... Rated the No. 9 defensive tackle in the state of Florida by Scout ... Is ranked

in the top 100 in the country by position by three recruiting sites, with ESPN listing him No. 56, 247Sports has him No. 88 and Scout at No. 97 ... Junior season, had 112 tackles, 74 solo, and 12 sacks, while registering 105 tackles, 22 solo, and 10 sacks this past season and added two forced fumbles.

## Personal

Son of Steve and Donna Hewitt ... Majoring in human nutrition, foods and exercise.

SEASON	GP	GS	TACKLES			TFL-YDS	SACKS NO-YDS	PASS DEFENSE				FUMBLES		BLOCKED KICK
			SOLO	AST	TOTAL			INT	BU	PD	QBH	RCV	FF	
2017	10	0	6	7	13	2.0-4	0.0-0	0	0	0	1	1	0	0

SEASON	GP	GS	INTERCEPTION RETURNS			FUMBLE RETURNS							
			NO.	YDS	AVG	TD	LONG	NO.	YDS	AVG	TD	LONG	
2017	10	0	0	0	0.0	0	0	1	0	0.0	0	0	0



**94**  
**TREVON HILL**

DL

6-3 · 245 · R-JUNIOR · VIRGINIA BEACH, VA. · SALEM

## 2017

Played in 13 games making 12 starts ... Recorded 46 tackles, 9.5 tackles for loss, 5.5 sacks, two fumble recoveries, one forced fumble and one interception ... Tied for first in the ACC with two fumble recoveries ... Had four tackles and one interception vs. West Virginia (9/3) ... Made three stops and recovered one fumble vs. Delaware (9/9) ... Had three tackles and one sack at East Carolina (9/16) ... Recorded one tackle vs. Old Dominion (9/23) ... Made six tackles and one sack vs. Clemson (9/30) ... Had five tackles at Boston College (10/7) ... Recorded six tackles and one forced fumble vs. North Carolina (10/21) ... Made five tackles vs. Duke (10/28) ... Had two stops at Miami (11/4) ... Recorded four tackles at Georgia Tech (11/11) ... Made three tackles and one sack vs. Pitt (11/18) ... Had two tackles at Virginia (11/24) ... Recorded the two tackles and one sack against Oklahoma State in the Camping World Bowl (12/28) ... ESPN.com ACC All-Bowl Team.

## 2016

Played in 14 games, making two starts ... Recorded 37 tackles, 6.0 tackles for loss, 2.5 sacks and four quarterback hurries ... Had two tackles in the games against Liberty and Tennessee ... Had 0.5 tackles for loss against Boston College ... Made three tackles against ECU ... Had one tackle against North Carolina ... Recorded four stops against Syracuse ... Had 1.5 sacks versus Miami ... Made six stops against Duke ... Was in on two tackles against Georgia Tech ... Recorded three tackles against Notre Dame ... Made two tackles versus Virginia ... Had two stops against Clemson ... Tallied a start and four tackles against Arkansas in the Belk Bowl.

## 2015

Spent the season redshirting.

## High School

Listed as the No. 21 weakside defensive end in the nation and the No. 17 prospect in the state by Rivals ... Ranked as the No. 231 prospect in the country, the No. 4 weakside defensive end in the country and the No. 12 player in his state by 247Sports ... Listed as the No. 46 defensive end in the country and the No. 8 defensive end in the East by Scout ... Ranked as the No. 30 defensive end in the country, the No. 39 player in his region and the No. 13 player in the state by ESPN Recruiting Nation ... Ranked as the No. 14 player in the state of Virginia by The Roanoke Times ... South Hampton Roads' No. 3 prospect in the Class of 2015 by The Virginian Pilot ... A member of the 247Sports Top 247 ... As a junior, helped lead Salem High to the Group 5A South Region championship game ... Earned all-state and All-Tidewater honors as a junior after recording 23.0 sacks.

## Personal

Born in Norfolk, Virginia ... Son of Joseph and Marketa Hill ... Has an older brother and two younger brothers ... Majoring in property management.

SEASON	GP	GS	TACKLES			TFL-YDS	SACKS NO-YDS	PASS DEFENSE				FUMBLES		BLOCKED KICK
			SOLO	AST	TOTAL			INT	BU	PD	QBH	RCV	FF	
2016	14	2	17	20	37	6.0-20	2.5-11	0	0	0	4	0	0	0
2017	13	12	24	22	46	9.5-55	5.5-38	1	0	1	7	2	1	0
Career	27	14	41	42	83	15.5-75	8.0-49	1	0	1	11	2	1	0

SEASON	GP	GS	INTERCEPTION RETURNS			FUMBLE RETURNS						
			NO.	YDS	AVG	TD	LONG	NO.	YDS	AVG	TD	LONG
2016	14	2	0	0	0.0	0	0	0	0	0.0	0	0
2017	13	12	1	8	8.0	0	8	2	0	0.0	0	0
Career	27	14	1	8	8.0	0	8	2	0	0.0	0	0



**13**  
**JALEN HOLSTON**

RB

5-11 · 217 · SOPHOMORE · STOCKBRIDGE, GA. · STOCKBRIDGE

## 2017

Played in 12 games making one start ... Recorded 70 carries for 226 yards and three touchdowns ... Carried the ball eight times for 32 yards vs. Delaware (9/9) ... Had 10 carries for 39 yards and one touchdown at East Carolina (9/16) ... Recorded five carries for nine yards at Boston College (10/7) ... Recorded 11 carries for 15 yards and one touchdown vs. North Carolina (10/21) ... Carried the ball seven times for 18 yards vs. Duke (10/28) ... Had 10 carries for 32 yards and one touchdown at Georgia Tech (11/11) ... Had a season high 12 carries for 52 yards vs. Pitt (11/18) ... Carried the ball three times for 17 yards at Virginia (11/24) ... Recorded four carries for 12 yards against Oklahoma State in the Camping World Bowl (12/28).

## High School

Rated as a four-star recruit by ESPN ... Two-time all-state 5A selection ... Rushed for 4,071 rushing yards for Stockbridge High School during his high school career ... Rushed for more than 1,300 yards in back-to-back seasons ... Averaged 7.4 yards per carry and scored 41 total touchdowns ... Ran for more than 1,300 yards and 15 touchdowns as a senior ... Helped head coach Kevin Whitley and the Tigers finish with a 13-1 overall record ... Scored 13 rushing touchdowns and ran for 1,361 yards as a junior.

## Personal

Son of Edith Darden and Bevan Holston ... Born on September 2, 1998 in Columbia, South Carolina ... Has a brother, Cedric, and six sisters - Mytia, Breanca, Tanisha, Myesha, Jada and Jestina ... Majoring in human nutrition, foods, and exercise.

SEASON	GP	GS	RUSHING					RECEIVING				
			ATT	YDS	AVG	LONG	TD	NO	YDS	AVG	LONG	TD
2017	12	1	70	226	3.2	14	3	1	-1	-1.0	0	0







**2**  
**HENDON**  
**HOOKER**  
 QB

6-4 · 220 · R-FRESHMAN · GREENSBORO, N.C. · DUDLEY

**2017**

Redshirted

**High School**

Played for head coach Steven Davis at Dudley ... Passed for 6,027 yards and 55 touchdowns and rushed for 2,975 yards with 48 touchdowns ... Three-time all-conference selection ... Two-time Associated Press All-State team ... All-State Player of the Year by NC Preps ... Two-time state champion ... Named the 2016 championship game MVP after accounting for six TDs ... Finished his career as Dudley's all-time leading passer ... Scored more than 1,000 points in basketball and was a three-time All-Metro conference selection.

**Personal**

Son of Alan and Wendy Hooker ... Majoring in communication studies.



**76**  
**JARRETT**  
**HOPPLE**  
 OL

6-7 · 312 · R-SOPHOMORE · SUFFOLK, VA. · NANSEMOND RIVER

**2017**

Did not see playing time ... Studied abroad in Summer 2018 in Rwanda as part of the class UAP 3984: Sport, Policy and Society.

**2016**

Spent the season redshirting.

**High School**

Coached by David Coccoli at Nansemond River ... Was named First-Team All-Tidewater and All-Ironclad Conference his senior year ... Ranked a three-star recruit by ESPN.com and ranked the 30th best player in the state of Virginia and the 76th best offensive tackle in the nation ... Ranked a three-star recruit by 247Sports and the 63rd offensive tackle in the country and the 24th best player in Virginia ... His junior season he was named second-team All-Tidewater selection by the Virginian-Pilot and All-Ironclad First Team.

**Personal**

Son of Gerald and Thomas Hopple ... Majoring in finance.

**HOPPLE PARTICIPATES IN STUDY ABROAD CLASS IN RWANDA**

Jarrett Hopple was a part of a small contingent of Virginia Tech student-athletes, students and administrators who traveled to Rwanda in late May as part of UAP 3984: Sport, Policy and Society—a study abroad course that explores different sectors of international development and how sports can support such development. Danny White, associate athletics director for student-athlete development, oversaw the course, with assistance from athletics department staff members Dr. Gary Bennett (sport psychologist) and Shelby Miller (coordinator of student-athlete development).

Of the 15 students who went, 11 were student-athletes. That group included Hopple, Olivia Odle (women's soccer), Marcelo Acuna (men's soccer), Aaron Boyd (men's swimming and diving), Charles Filby (men's soccer), Jenna Beattie (women's swimming and diving), Jessica Beattie (women's swimming and diving), Baillie Cameron (women's swimming and diving), Erin Scott (women's swimming and diving), Amanda Swaak (women's track and field), and Jaylyn Thompson (women's soccer).

They spent the majority of their two-week trip in Kigali, the capital of Rwanda. While there, they went to the Kigali Genocide Memorial, which honors the more than 250,000 people who were killed by a government-led faction during a three-month period in 1994.

The group also met with officials from government organizations, non-governmental organizations and non-profit groups. Some of those included The U.S. Agency for International Development (USAID), World Vision, and Right to Play officials, all of whom are committed to broad-scale development in the country.

In addition, they met with those who coordinate and run Kids Play International there. This non-profit outfit, formed by former Olympian Tracy Evans, works in the rural part of the country and focuses on gender equity, using sport in those areas to bring children together.

The group also mixed in a trip to the U.S. Embassy there in Rwanda and went on a safari tour at Akagera National Park. During the final four days, the students taught physical education classes to the children at the Kigali International Community School.



**Hopple (back row center) was one of 11 student-athletes to participate in Virginia Tech's Sport, Policy and Society study abroad course.**

This year marked the sixth consecutive one in which White has overseen a course and led Tech students abroad to expose them to other parts of the world and broaden their horizons. In that time frame, more than 100 student-athletes have traveled to places like the Dominican Republic, Switzerland and Rwanda.



**75**  
**ZACHARIAH**  
**HOYT**

OL

6-5 · 304 · R-SOPHOMORE · SALEM, VA. · SALEM

**2017**

Saw playing time in three games ... Played at East Carolina (9/16), vs. Old Dominion (9/23) and vs. North Carolina (10/21).

**2016**

Spent the season redshirting ... Enrolled in spring and participated in spring practice.

**High School**

Coached by Steve Magenbauer at Salem ... Ranked as the No. 22 center nationally by 247Sports ... Ranked as the No. 49 prospect overall in Virginia by 247Sports ... Rated as the No. 48 player in the state of Virginia by The Roanoke Times ... A first-team all-state selection to the Class 4A team as senior by both the VHSL and Virginia Preps ... A first-team All-Timesland choice as an offensive lineman by The Roanoke Times.

**Personal**

Zachariah Jeffrey Knight Hoyt ... Born in Peterborough, New Hampshire ... Son of Jeffrey and Lisa Hoyt ... Has four sisters; Sarah, Beckah, Jen, Hannaleah and two brothers, Bill and Chris ... Majoring in accounting and information systems.

SEASON	GP	GS
2017	3	0



**7**  
**DEVON**  
**HUNTER**

DB

6-0 · 222 · SOPHOMORE · CHESAPEAKE, VA. · INDIAN RIVER

**2017**

Played in 10 games ... Made one tackle vs. North Carolina (10/21).

**High School**

A five-star recruit as rated by Scout and a four-star by ESPN and 247Sports ... Rated as the No. 1 safety in the state by Scout and the No. 3 player in the state by ESPN and 247Sports ... Played for head coach Glenwood Ferebee at Indian River High School ... First-team All-Atlantic Conference and second-team All-5A South Region pick at defensive back ... Finished with 86 tackles ... Rushed for 1,223 yards and 24 touchdowns and added 350 receiving yards and four scores ... Selected to play in the U.S. Army All-American Bowl.

**Personal**

Son of Shanon Hunter and Brian Hunter ... Has a younger sister and younger brother ... Majoring in communication studies.

SEASON	GP	GS	TACKLES			TFL-YDS	SACKS NO-YDS	PASS DEFENSE				FUMBLES RCV FF	BLOCKED KICK
			SOLO	AST	TOTAL			INT	BU	PD	QBH		
2017	10	0	0	1	1	0.0-0	0.0-0	0	0	0	0	0	0



**17**  
**JOSH**  
**JACKSON**

QB

6-1 · 220 · R-SOPHOMORE · ANN ARBOR, MICH. · SALINE

**2017**

Started all 13 games for the Hokies ... Threw for 2,991 yards and 20 touchdowns ... Ran for 324 yards and six touchdowns on the season ... Led all Power Five freshmen QBs with 2,991 passing yards, 236 completions and ranked second with 20 TD passes ... Set Virginia Tech freshmen records in TD passes (20), passing yards (2,991) and 200+ yard passing games (9) ... First Tech QB to win first four career starts since Logan Thomas (2011) ... Ran 11 times for 101 yards and a touchdown to go along with 235 yards and a passing touchdown against West Virginia (9/3) ... First QB to throw for 200+ yards and rush for 100+ yards in a game since Logan Thomas vs. Duke (10/26/13) ... Rushing total vs. WVU was the most for a Tech QB in their first game since 1987 and the most in their first career start since 1997 (Al Clark vs. Rutgers, 119) ... The first true or redshirt freshman QB to start a game for the Hokies since Tyrod Taylor vs. Ohio (9/15/07) ... The first true or redshirt freshman QB to start a season opener for the Hokies since Michael Vick vs. James Madison (9/4/99) ... ACC Freshman of the Week (9/5) ... CBS Freshman of the Week (9/5) ... Completed 16 passes including two scores against Delaware (9/9) ... Threw for 372 yards and five touchdowns against East Carolina (9/16) ... His five TD passes at ECU tied Bryan Randall (vs. Syracuse, 11/9/02) and Jerod Evans (vs. Boston College, 9/17/16) for the most in a single game in program history ... ACC Freshman of the Week (9/18) ... Threw for three touchdowns for 298 yards against Old Dominion (9/23) ... Completed 29 passes for 251 yards and one touchdown against Clemson (9/30) ... Threw for 322 and one touchdown against Boston College (10/7) ... Tossed three touchdowns passes against North Carolina (10/21) ... Recorded 200 yards and one touchdown, ran the ball seven times for one touchdown against Duke (10/28) ... Completed 20 passes for 197 yards and ran 15 times for 12 yards and a touchdown against Miami (11/4) ... Connected on 14 passes for 153 yards against Georgia Tech (11/11) ... Ran 10 times for 32 yards and one touchdown and threw for 218 and one score against Pitt (11/18) ... Completed 14 passes for 143 yards and one touchdown against Virginia (11/24) ... Ran 16 times for two touchdowns to go along with 22 completions for 248 yards and one touchdown against Oklahoma State in the Camping World Bowl (12/28) ... Selected for the 2018 Manning Passing Academy.

**2016**

Spent the season redshirting

**High School**

Coached by Joe Palka at Saline ... Rated as a 4-star recruit by ESPN Football Recruiting and the 184th player in the 2016 ESPN Top 300 ... Also, ranked as the No. 9 dual-threat quarterback and the No. 4 player in the state by ESPN ... Rivals lists him No. 22 by position and No. 12 overall in the state ... Scout ranks him the best dual-threat quarterback in the state and No. 37 in the country, while 247Sports lists him at No. 20 overall by position and the 20th-best player in the state ... Was a finalist for Michigan Player of the Year Award ... Threw for 1,780 yards with 20 touchdowns as a senior and rushed for 470 yards and eight more touchdowns.

**Personal**

Joshua Anthony Jackson ... Born January 20, 1998 in Ann Arbor, Mich. ... Son of Fred and Teresa Jackson ... Father has been a football coach for more than 40 years, including 23 seasons at the University of Michigan ... Has two older brothers, Jeremy and Fred, and an older sister, Tonya ... Jeremy played wide receiver at Michigan ... Majoring in psychology.



SEASON	GP	GS	TACKLES			TFL-YDS	SACKS NO-YDS	PASS DEFENSE				FUMBLES		BLOCKED KICK
			SOLO	AST	TOTAL			INT	BU	PD	QBH	RCV	FF	
2016	0	0	0	0	0	0.0-0	0.0-0	0	0	0	0	0	0	0
2017	13	13	1	0	1	0.0-0	0.0-0	0	0	0	0	0	0	0
Career	13	13	1	0	1	0.0-0	0.0-0	0	0	0	0	0	0	0

SEASON	GP	GS	PASSING				YDS	TD	LONG	INT	RUSHING			LONG	TD
			EFFIC.	COMP	ATT	PCT.					ATT	YDS	AVG		
2016	0	0	0.00	0	0	0.0	0	0	0	0	0	0.0	0	0	
2017	13	13	135.16	236	396	59.6	2991	20	70	9	124	324	2.6	46	
Career	13	13	135.16	236	396	59.6	2991	20	70	9	124	324	2.6	46	



**71**  
**T.J.**  
**JACKSON**  
**OL**

**6-6 · 333 · R-SOPHOMORE · CUMBERLAND, VA · CUMBERLAND COUNTY**

**2017**  
Played in two games ... Saw time at East Carolina (9/16) and vs. North Carolina (10/21).

**2016**  
Redshirted

**High School**  
Coached by Ed Knapp at Cumberland County ... Ranked a three-star recruit by Rivals and the 30th best player in the state of Virginia ... Listed as a three-star prospect by ESPN.com and ranked the 38th best player in Virginia and the 84th best offensive tackle in the nation ... Ranked a three-star recruit by 247Sports, the 51st player in the state of Virginia and the 110th offensive tackle in the nation ... Played both sides of the ball as a senior, averaging 13 tackles per game ... Focused on basketball his junior season at Wesleyan Christian Academy in High Point, N.C. ... Was named to the VISAA Division IV All-State Second Team as a defensive lineman as a sophomore at Fuqua School.

**Personal**  
Son of David and Calita Baker ... Currently enrolled in universal studies.

SEASON	GP	GS
2017	2	0



**42**  
**JOHN**  
**JENNINGS**  
**DB**

**5-11 · 173 · SENIOR · CENTREVILLE, VA · CENTREVILLE**

**High School**  
Played football at Centreville High for Coach Chris Haddock ... 2013 Virginia 6A State Champions ... 2014 Virginia 6A State Runner up ... 2014 Team captain ... All-Region DB 2014 ... All-Conference DB 2014 ... Second team All-Conference LB 2013.

**Personal**  
John Theodore Jennings ... Born in Detroit, Michigan ... Son of Ted and Diane Jennings ... Has two older brothers, Mark and Stephen ... Majoring in BIT (operation supply management).

**FBS FRESHMEN LEADERS - PASSING YARDS**

QB	Team	Yards	Comp %	Rating	TDs	INTs
<b>1. Josh Jackson</b>	<b>VT</b>	<b>2,991</b>	<b>60.0</b>	<b>135.2</b>	<b>20</b>	<b>9</b>
2. Jake Fromm	UGA	2,615	62.2	160.1	24	7
3. J. Blackman	FSU	2,230	58.2	135.0	19	11
4. Sam Ehlinger	Texas	1,915	57.5	124.1	11	7
5. Jordan Love	Utah St	1,631	54.9	119.3	8	6

**FBS FRESHMEN LEADERS - TOTAL OFFENSE, YPG**

QB	Team	Plays	Yards	YPG
<b>1. Josh Jackson</b>	<b>VT</b>	<b>520</b>	<b>3,315</b>	<b>255.0</b>
2. Armani Roger	UNLV	335	2,251	187.5
3. Jake Fromm	UGA	346	2,694	179.6
4. S. Williams, Jr.	ODU	355	1,791	179.1
5. Chazz Surratt	UNC	268	1,552	172.4

**ACC FRESHMEN - SINGLE SEASON TOTAL OFFENSE**

QB	Team	Year	Yards
1. Jameis Winston	Florida State	2013	4,276
2. Deondre Francois	Florida State	2016	3,548
3. Daniel Jones	Duke	2016	3,322
<b>4. Josh Jackson</b>	<b>Virginia Tech</b>	<b>2017</b>	<b>3,315</b>
5. Drew Weatherford	Florida State	2005	3,180

**VIRGINIA TECH FRESHMEN - SINGLE SEASON PASSING YARDS**

QB	Year	Yards
<b>1. Josh Jackson</b>	<b>2017</b>	<b>2,991</b>
2. Michael Vick	1999	1,840
3. Will Furrer	1988	1,384
4. Todd Greenwood	1982	987
5. Tyrod Taylor	2007	927

**VIRGINIA TECH FRESHMEN - SINGLE SEASON PASSING TDs**

QB	Year	TDs
<b>1. Josh Jackson</b>	<b>2017</b>	<b>20</b>
2. Michael Vick	1999	12
3. Will Furrer	1988	6
Todd Greenwood	1982	6
5. Tyrod Taylor	2007	5



**93**  
**BRIAN**  
**JOHNSON**

K

6-1 · 182 · R-SOPHOMORE · WASHINGTON, D.C. · GONZAGA

**2017**

Played in five games ... Went 3 for 4 on field goals with a long of 30 yards and went 5 for 5 on PATs ... Had 12 kickoffs with six touchbacks ... Scored 14 points on the season ... Went 1 for 1 on PATs vs. East Carolina (9/16) ... Went 1 for 1 on PATs vs. North Carolina (10/21) ... Went 2 for 2 on field goals vs. Pitt (11/18) and 2 for 2 on PATs ... Went 1 of 2 on field goals and 1 of 1 on PATs at Virginia.

**2016**

Spent the season redshirting.

**Personal**

Son of Bob and Patti Johnson ... Majoring in business.

SEASON	GAMES	FIELD GOALS						EXTRA POINTS				BLKD	MADE-ATT	TOTAL POINTS
		MADE-ATT	PCT	1-19	20-29	30-39	40-49	50+	LONG					
2016	0	0-0	0.0	0-0	0-0	0-0	0-0	0-0	0-0	0	0	0-0	0	
2017	5	3-4	75.0	0-0	1-1	2-3	0-0	0-0	30	0	0	5-5	14	
Career	5	3-4	75.0	0-0	1-1	2-3	0-0	0-0	30	0	0	5-5	14	

KICKOFFS	GAMES	NO.	YDS	AVG	TB	OB
2017	5	12	758	63.2	6	1
Career	5	12	758	63.2	6	1



**38**  
**RICO**  
**KEARNEY**

LB

6-0 · 230 · R-FRESHMAN · JACKSONVILLE, FLA. · MANDARIN

**2017**

Redshirted.

**High School**

A four-year letterwinner at Mandarin High School for head coaches Quinn Gray and Brian Braddock ... Finished his career with 240 tackles, 40 TFLs and 18 sacks ... Rushed for 1,217 yards with 23 touchdowns ... Two-time All-Gateway Conference ... First-team Class 8A all-state selection as a junior ... Had 102 tackles, 16 tackles for a loss and seven sacks in 2015.

**Personal**

Son of Anthony Kearney and Angela Hayes ... Currently enrolled in universal studies.



**50**  
**PATRICK**  
**KEARNS**

OL

6-5 · 293 · R-SOPHOMORE · ADAIRSVILLE, GA. · DARLINGTON SCHOOL

**2016**

Spent the season redshirting.

**High School**

Coached by Tommy Atha at Darlington School ... Ranked a three-star recruit by Rivals ... Listed as a three-star prospect by ESPN.com and the 71st best offensive tackle in the country and the 97th best player in Georgia ... Ranked a three-star recruit by 247Sports, the 68th offensive tackle in the nation and the 60th best player in the state of Georgia ... Was named to the GACA Class 2A All-North Region Team his junior season.

**Personal**

Son of David and Jennifer Kearns ... Majoring in biology.



**51**  
**GENE**  
**KASTELBURG**

OL

6-0 · 3027 · R-FRESHMAN · RICHMOND, VA. · BENEDICTINE COLLEGE PREPARATORY

**2017**

Did not see action.

**High School**

Four-year letterwinner at Benedictine College Prep for head coach Greg Lilly ... Named all-state, a two-time state champion and a captain ... Also competed in golf and track and field ... Earned second-place at the state meet in the shot put ... Fired a 40 on the links, a personal best ... Member of the National Honor Society and was the Valedictorian.

**Personal**

Eugene Linwood Kastelberg III ... Son of Eugene Jr. and Mary Margaret Kestleburg... Has a sister, Bridget ... Majoring in general engineering.





**29**  
**DALTON**  
**KEENE**

TE

6-4 · 242 · SOPHOMORE · LITTLETON, COLO. · CHATFIELD

**2017**

Played in 13 games making 12 starts ... Caught 10 passes for 167 yards ... Recorded two tackles on special teams ... Had one reception for 14 yards at East Carolina (9/16) ... Caught one pass for 10 yards vs. Old Dominion (9/23) ... Recorded two catches vs. Clemson (9/20) ... Caught four passes for 66 yards at Boston College (10/7) ... Recorded one 33-yard reception vs. North Carolina (10/21) ... Made a 40-yard reception vs. Duke (10/28).

**High School**

Four-year letterwinner for head coach Brett McGatlin at Chatfield High School ... Played tight end, running back and linebacker ... First-team all-state and academic first-team all-state ... Also lettered in track and field.

**Personal**

Son of Wesley and Stacy Keene ... Born in St. Louis, Missouri ... Has a brother, Trey, and a sister, Kailey ... Brother played baseball and football at Northern Colorado ... Father, Wesley, was a college roommate with Virginia Tech defensive line coach and Keene's co-primary recruiter, Charley Wiles ... Majoring in building construction.

SEASON	GP	GS	NO	RECEIVING		AVG	LONG	TD
				YDS				
2017	13	12	10	167		16.7	40	0

SEASON	GP	GS	TACKLES			TFL-YDS	SACKS	PASS DEFENSE				FUMBLES	BLOCKED	
			AST	TOTAL				NO-YDS	INT	BU	PD			QBH
2017	13	12	0	2	2	0.0-0	0.0-0	0	0	0	0	0	0	0



**68**  
**CONNOR**  
**KISH**

OL

6-2 · 302 · R-JUNIOR · OCEANSIDE, CALIF. · EL CAMINO

**2017**

Did not see playing time

**2016**

Did not see playing time.

**2015**

Spent season redshirting.

**High School**

Played football at El Camino High School for coach John Roberts ... A second team all-league selection ... Played in San Diego Friday Night Lights All-Star Game ... Also participated in track and field at El Camino competing in the shot put and discuss for coach Sean Helgesen ... Named a San Diego Union Tribune Scholar Athlete for football in 2013 and 2014, and for track in 2015.

**Personal**

Connor James Kish ... Born October 15, 1996 in Oceanside, Calif. ... Son of the late Joe and the late Shannon Kish ... Has a twin brother, Kevin, and an older brother, Kenny ... Majoring in building construction.



**70**  
**KEVIN**  
**KISH**

OL

6-2 · 290 · R-JUNIOR · OCEANSIDE, CALIF. · EL CAMINO

**2017**

Did not see playing time.

**2016**

Did not see playing time.

**2015**

Spent season redshirting.

**High School**

Played football at El Camino High School for coach John Roberts ... A second team all-section selection and a first team all-league selection ... Played in San Diego Friday Night Lights All-Star Game ... Also participated in track and field at El Camino competing in the shot put and discuss for coach Sean Helgesen ... Named a San Diego Union Tribune Scholar Athlete for football in 2013 and 2014, and for track in 2015.

**Personal**

Kevin Riley Kish ... Son of the late Joe and the late Shannon Kish ... Has a twin brother, Connor, and an older brother, Kenny ... Majoring in finance.



**83**  
**ERIC**  
**KUMAH**

WR

6-2 · 223 · JUNIOR · WOODBRIDGE, VA. · FOREST PARK

**2017**

Played in 13 games, making eight starts ... Recorded 28 receptions for 324 yards and two touchdowns ... Caught one pass for five yards vs. Old Dominion (9/23) ... Recorded three catches for 17 yards vs. Clemson (9/30) ... Had four catches for 53 yards vs. Boston College (10/7) ... Caught two passes for 23 yards and one touchdown vs. North Carolina (10/21) ... Recorded one catch for 16 yards vs. Duke (10/28) ... Had two catches for 22 yards at Miami (11/4) ... Caught six passes for 82 yards at Georgia Tech (11/11) ... Recorded three catches for 25 yards vs. Pitt (11/18) ... Had one catch for nine yards at Virginia (11/24) ... Caught five passes for 72 yards and one touchdown against Oklahoma State in the Camping World Bowl (12/28).

**2016**

Appeared in 13 games.

## High School

Coached by Daniel Bruton at Forest Park ... Rated as a four-star recruit by ESPN Football Recruiting and ranked the No. 67 wide receiver in the country and the No. 8 player in the state ... Listed No. 83 by position in the country and No. 16 in the state by 247Sports ... Scout ranks him the fifth-best wide receiver in the state and No. 93 in the country, while Rivals lists him overall at No. 23 in the state ... Was named to the VHSL 6A All-State Second Team as a senior ... Named All-Met first team as a senior with 1,387 receiving yards, leading the area, and 14 touchdown catches ... Set school records for receptions (50) and receiving yards (1,400) in and was named the Conference 4 Offensive Player of the Year ... As a junior, was named All-Met Honorable Mention after catching 43 passes for 830 yards and totaled 24 touchdowns for a school record 122 points as a wide receiver and a kick returner ... Was named a second-team all-6A punt returner and a second-team all-6A South Region wide receiver.

## Personal

Son of Eric and Lucretia Kumah ... Majoring in property management.

SEASON	GP	GS	NO	RECEIVING		AVG	LONG	TD
				YDS				
2016	13	0	0	0	0.0	0	0	0
2017	13	8	28	324	11.6	31	2	2
Career	26	8	28	324	11.6	31	2	2



**9**  
**KHALIL**  
**LADLER**  
DB

5-11 · 189 · R-SOPHOMORE · STONE MOUNTAIN, GA. · IMG ACADEMY

## 2017

Played in 13 games, making two starts ... Totaled 11 tackles including 2.0 tackles for loss, one pass break up and one forced fumble ... Recorded 1.5 tackles for loss and one forced fumble at East Carolina (9/16) ... Blocked a punt at Boston College (10/7) ... Made two stops vs. Pitt (11/18) ... Had four tackles at Virginia (11/24) ... Recorded three tackles and one pass break up against Oklahoma State in the Camping World Bowl (12/28).

## 2016

Spent the season redshirting.

## High School

Coached by Kevin Wright at IMG Academy ... Rated as a four-star recruit by ESPN Football Recruiting and ranked the No. 26 cornerback in the country and the No. 61 player in the state ... He is listed at No. 55 by position in the country and No. 70 in the state by 247Sports ... Scout ranks him the seventh-best cornerback in the state and No. 84 in the country, while Rivals lists him overall at No. 27 in the state and No. 21 by position ... Prior to IMG, starred at Stephenson High School, where he was named to the 5A All-State team as a junior ... Was an honorable mention all-state in Georgia for Class 5A as a sophomore in 2013 after he recorded 53 tackles, intercepted six passes, caused three fumbles and had eight tackles for losses ... Was named to the 5A Preseason All-State team by the Atlanta Journal Constitution and was selected to play in the Rising Seniors All-Star game.

## Personal

Khalil Jamar Ladler ... Son of Kenneth and Erica Ladler ... Has two older sisters, Kenisha and Kahliah, and an older brother, Kenneth ... Majoring in criminology.

SEASON	GP	GS	TACKLES			TFL-YDS	SACKS NO-YDS	PASS DEFENSE				FUMBLES		BLOCKED KICK
			SOLO	AST	TOTAL			INT	BU	PD	QBH	RCV	FF	
2016	0	0	0	0	0	0.0-0	0.0-0	0	0	0	0	0	0	0
2017	13	2	4	8	12	2.0-2	0.0-0	0	1	1	0	0	1	1
Career	13	2	4	8	12	2.0-2	0.0-0	0	1	1	0	0	1	1



**33**  
**DESHAWN**  
**MCCLEASE**  
RB

5-9 · 190 · R-JUNIOR · CHESAPEAKE, VA. · OSCAR SMITH

## 2017

Played in 12 games, making one start ... Recorded eight carries for 51 yards and one touchdown vs. West Virginia (9/3) ... Had three carries for seven yards and one touchdown vs. Delaware (9/9) ... Recorded nine carries for 35 yards vs. Old Dominion (9/23) ... Made two receptions for 14 yards vs. Clemson (9/30) ... Had 15 carries for a team-high 75 yards vs. Duke (10/28) ... Caught two passes for four yards at Miami (11/4) ... Recorded one rush for two yards at Georgia Tech (11/11) ... Had 14 carries for 70 yards vs. Pitt (11/18) ... recorded 13 carries for 71 yards at Virginia (11/24) ... Had 18 carries for a 124 yards against Oklahoma State in the Camping World Bowl (12/28).

## 2016

Played in one game ... Recorded eight rushes for 27 yards against Liberty ... Longest rush was seven yards ... Received a medical redshirt.

## 2015

Spent the season redshirting.

## High School

Ranked as the No. 16 player in the state of Virginia by The Roanoke Times ... Ranked as the No. 51 running back in the country and the No. 23 player in his state by 247Sports ... Listed as the No. 32 running back in the country and the No. 15 prospect in Virginia by Rivals ... Rated as the No. 89 running back in the country by Scout ... Ranked as the No. 45 running back in the country, the No. 52 player in his region and the No. 18 player in the state by ESPN Recruiting Nation ... A member of the All-Atlantic Region Team by SuperPrep ... A first-team all-state selection at the Class 6A level by the VHSL and VirginiaPreps ... A first-team All-Tidewater selection by The Virginian Pilot after rushing for a school-record 2,015 yards and scoring 29 touchdowns as a senior ... Ran for 718 yards in four playoff games ... Rushed for 1,558 yards and 28 touchdowns as a junior ... Finished his three-year varsity career with 5,025 rushing yards and 82 total touchdowns.

## Personal

Born in Norfolk, Virginia ... Son of Shawn Brown and Tiffany Brown ... Has two younger brothers and two younger sisters ... Majoring human development.

SEASON	GP	GS	RUSHING					TD	NO.	RECEIVING				TD
			ATT	YDS	AVG	LONG				YDS	AVG	LONG		
2016	1	0	8	27	3.4	7	0	0	0	0.0	0	0	0	
2017	12	1	108	530	4.9	23	3	9	66	7.3	24	0	0	
Career	13	1	116	557	4.8	23	3	9	66	7.3	24	0	0	



**DESHAWN**  
**MCCLEASE**





99  
VINNY  
MIHOTA  
DL

6-5 · 298 · R-SENIOR · FREDERICKSBURG, VA. · MASSAPONAX

2017

Played in 11 games ... Recorded 24 tackles, 3.5 tackles for loss and 1.5 sacks ... Had one stop vs. West Virginia (9/3) ... Made four tackles vs. Delaware (9/9) ... Recorded one tackle at East Carolina (9/16) ... Had two tackles vs. Old Dominion (9/23) ... Made two tackles vs. Clemson (9/30) ... Recorded four tackles at Boston College (10/7) ... Had one stop vs. North Carolina (10/21) ... Made two tackles vs. Duke (10/28) ... Recorded three tackles at Miami (11/4) ... Had three tackles at Georgia Tech (11/11) ... Made one tackle vs. Pitt (11/18) ... Missed the remainder of the season after suffering a knee injury vs Pitt.

2016

Played in 13 games, making 13 starts ... Recorded 43 tackles including 7.0 for loss and 2.0 sacks ... Defended three passes, had three quarterback hurries and one blocked kick ... Recorded four tackles against Liberty ... Made one stop against Tennessee ... Had two tackles against Boston College ... Made a stop against ECU ... Recorded five tackles against North Carolina ... Tallied six tackles and blocked a kick against Syracuse ... Had two sacks and five tackles against Miami ... Had four tackles against Pittsburgh ... Made one tackle against Duke ... Recorded 10 tackles against Georgia Tech ... Made two stops versus Notre Dame ... Recorded two tackles against Clemson in the ACC Championship game.

2015

Played in 12 games, making one start ... Logged 193 plays, including 138 as defensive tackle and 55 on special teams during the regular season ... Registered 12 tackles with 2.5 tackles for loss and a forced fumble ... Made two tackles versus Ohio State and Furman ... Appeared in the games at Purdue and East Carolina ... Blocked a kick versus Pittsburgh ... Took the field against NC State ... Had two tackles with 0.5f tackles for loss at Miami ... Tallied one tackle against Duke ... Appeared in the game at Georgia Tech ... Collected two tackles with 1.0 tackles for loss and a forced fumble against North Carolina ... Had first collegiate start at Virginia ... Made three tackles with a sack and 1.0 tackles for loss in the Independence Bowl against Tulsa.

2014

Was redshirted ... Posted a 355-pound bench press and a 400-pound squat in spring max testing ... Earned the Dr. Richard Bullock Award for the most improvement in spring practice.

2013

Enrolled in January, 2014 after graduating from high school early ... Went through spring practice with the Hokies ... Started at defensive end, but was moved inside to tackle early on.

High School

Lettered four times at Massaponax High for Coach Eric Ludden ... Missed most of his senior season with a broken foot ... Was invited to the Offense-Defense All-American Bowl, but couldn't play due to injury ... Was ranked as the No. 29 player in the state of Virginia by The Roanoke Times ... Listed as the No. 27 strongside defensive end in the nation and the No. 19 prospect in Virginia by Rivals ... Ranked as the No. 14 strongside defensive end in the country and the No. 10 player in his state by 247Sports ... Listed as the No. 86 defensive end in the country by Scout ... Ranked as the No. 33 defensive end in the country, the No. 44 player in his region and the No. 13 player in the state by ESPN Recruiting Nation ... The district's defensive player of the year as a junior

... Named first-team all-area by The Fredericksburg Free Lance-Star and first-team all-state ... Threw the shot put and discus on the track team, advancing to regionals both years ... Played two years of ultimate frisbee as a forward, helping the team win the district title his sophomore year.

Personal

Vincent Jules Mihota ... Born in Carmichaels, Pennsylvania ... Son of John and Valerie Mihota ... His older brother, Anthony, was a starting center for Virginia's football team ... Has a younger brother, Louis who is a Freshman at Tech ... Father was a Division III All-American at IUP and brother was an All-ACC selection ... Majoring in mathematics.

SEASON	GP	GS	TACKLES				TFL-YDS	SACKS NO-YDS	PASS DEFENSE				FUMBLES		BLOCKED KICK
			SOLO	AST	TOTAL				INT	BU	PD	QBH	RCV	FF	
2014	0	0	0	0	0	0.0-0	0.0-0	0	0	0	0	0	0	0	0
2015	12	1	4	8	12	2.5-9	1.0-5	0	0	0	0	0	1	1	
2016	13	13	20	23	43	7.0-23	2.0-16	0	3	3	3	0	0	1	
2017	11	11	10	14	24	3.5-16	1.5-10	0	0	0	2	0	0	0	
Career	36	25	34	45	79	13.0-48	4.5-31	0	3	3	5	0	1	2	



18  
RAYMON  
MINOR  
DL

6-2 · 245 · R-SENIOR · ASHLAND, VA. · BENEDICTINE

2017

Played in four games ... Recorded one tackle on the season ... Made one stop at East Carolina (9/16) ... Made appearances vs. Delaware (9/9), Old Dominion (9/23) and at Virginia (11/24).

2016

Did not see playing time.

2015

Appeared in eight games, tallying one tackle ... Logged 62 plays on special teams ... Made one tackle versus Ohio State ... Saw the field against Furman, Miami, Boston College, Georgia Tech, North Carolina, Virginia and in the Independence Bowl against Tulsa.

2014

Was redshirted ... Posted a 315-pound bench press, a 465-pound squat and a 33-inch vertical jump in spring max testing.

High School

Played for Coach Greg Lily at Benedictine ... A first-team all-state linebacker by the VISAA ... A second-team All-Metro selection by The Richmond Times-Dispatch as a linebacker following his senior season ... Had 54 total tackles, including 11 for loss and a sack, forced two fumbles and recovered a fumble ... Had 28 catches for 570 yards and five TDs ... As a junior, had 31 catches for 571 yards ... Before reclassifying at Benedictine, attended Patrick Henry for three years ... During his final year at Patrick Henry, had 21 catches for 203 yards and 11 total touchdowns ... Also played basketball ... Is one of three males in Patrick Henry history to score 1,000 points or more ... Ranked as the No. 13 player in the state of Virginia by The Roanoke Times ... Listed as the No. 20 "athlete" in the nation and the No. 10 prospect in Virginia by Rivals ... Ranked as the No. 29 athlete in the country and the No. 12 player in his state by 247Sports ... Listed as the No. 100 overall player in the country and the No. 7 outside linebacker by Scout ... Ranked as the No. 100 athlete in the country, the No. 138 player in his region and the No. 36 player in the state by ESPN Recruiting Nation ... Also played basketball.

## Personal

Raymon Leroy Minor ... Born in Richmond, Virginia ... Son of Kimberly Lee and Sonny Minor ... Has a younger brother, Isaiah ... Majoring in multimedia journalism.

SEASON	GP	GS	TACKLES			TFL-YDS	SACKS NO-YDS	PASS DEFENSE				FUMBLES		BLOCKED KICK
			SOLO	AST	TOTAL			INT	BU	PD	QBH	RCV	FF	
2015	8	0	1	0	1	0.0-0	0.0-0	0	0	0	0	0	0	0
2017	4	0	0	1	1	0.5-1	0.0-0	0	0	0	0	0	0	0
Career	12	0	1	1	2	0.5-1	0.0-0	0	0	0	0	0	0	0



# 18 CHASE MUMMAU

QB

6-2 · 200 · R-SOPHOMORE · MECHANICSVILLE, VA. · LEE-DAVIS

## 2017

Made an appearance vs. Oklahoma State in the Camping World Bowl (12/28) ... Completed a 22-yard pass, the first of his career, on a special teams trick play for a first down against the Cowboys.

## 2016

Spent the season redshirting.

## High School

Coached by Ryan Turnage at Lee-Davis High ... Was named the team captain two years in a row (2014-15) ... Led Lee-Davis High to a regular-season mark of 8-2, making it to the second round of the 5A south playoffs for the first time since 1997 ... Threw for 2,400 yards, 20 passing touchdowns and two rushing touchdowns in his final season at Lee-Davis High ... Earned second team all-conference as a senior and was selected to the Big River Rivalry All-Star game ... Was awarded MVP for the North team at the 2015 Big River Rivalry All-Star game ... Received all-academic team recognition for three straight years ... Was a member of the National Honor Society.

## Personal

Chase Michael Mummau ... Son of Curtis Mummau and DeAnne Butler ... Majoring in property management and real estate.

## FBS LEADERS - SCORING DEFENSE, 2017

Team	PPG	Record
1. Alabama	11.9	13-1
2. Clemson	13.6	12-2
3. Wisconsin	13.9	13-1
4. VIRGINIA TECH	14.8	9-4
5. Washington	16.1	10-3

## POWER FIVE LEADERS - RED ZONE SCORES ALLOWED, 2017

Team	Scores (TDs/FGs)	Pct.	Trips
1. VIRGINIA TECH	21 (13/8)	72.4	29
Duke	21 (15/6)	84.0	25
3. Clemson	23 (13/10)	79.3	29
4. Three teams tied			



# 35 PETER MUSKETT

WR

6-2 · 194 · R-FRESHMAN · SPRINGFIELD, VA. · WEST SPRINGFIELD

## 2017

Did not see action.

## High School

Four-year letterwinner at West Springfield High School for head coach Jason Eldredge ... Second-team all-state, first-team all-region, first-team all-conference and all-metro honorable mention ... Racked up 5,215 passing yards and 1,114 rushing yards, while scoring 70 touchdowns ... Guided the Spartans to conference championship in 2015 ... Named Marine Corps Student-Athlete of the Year for West Springfield ... Also competed in track and field, running in the 400 meters and 4x100-meter relay ... On National Honor Society for two years, 2016 Citizen of the Year and 2016 Outstanding School Service Award ... Honor roll student all four years in high school.

## Personal

Peter Raymond Muskett ... Born in Washington, D.C. ... Son of Michael and Tania Muskett ... Has two sisters, Ashley and Ali and two brothers, Michael and Tony ... Majoring in national security and foreign affairs.



# 69 YOSUAH NIJMAN

OL

6-7 · 322 · SENIOR · MAPLEWOOD, N.J. · COLUMBIA

## 2017

Played in nine games, making eight starts ... Did not play in the final five games of the season with an injury ... Did not play at Miami (11/4) due to injury, snapping a 22-game start streak at left tackle.

## 2016

Appeared in all 14 games, making 14 starts.

## 2015

Appeared in 12 games ... Played 51 snaps against Ohio State ... In on 51 plays against Furman ... Logged 25 at Purdue ... Played 10 snaps at East Carolina ... In on five plays against Pittsburgh ... Logged 18 snaps against N.C. State ... In on 38 snaps at Miami ... In on 21 snaps against Duke ... In on 33 snaps on Boston College ... In on 30 snaps at Georgia Tech .. Logged 11 snaps at North Carolina ... Played eight snaps at Virginia.

## 2014-15

Enrolled in January after a semester at Fork Union ... Went through winter testing and spring practice ... Started spring practice as a defensive end, but made the move to offensive tackle ... Posted a 350-pound bench press, a 550-pound squat and a 36-inch vertical jump in spring max testing.



**Fork Union**

Signed with Virginia Tech in 2014, but spent a semester at Fork Union ... Enrolled at Tech in January ... Rated the No. 2 Top Prep School Recruit in the country by the 247Sports Composite Rankings, along with the No. 1 defensive tackle and the top prep player in Virginia ... Ranked as the No. 29 player in the state of Virginia by The Roanoke Times.

**High School**

A top-flight shot put competitor at Columbia High ... Played football for Columbia, starting on both sides of the ball ... Earned all-area honors from Worrall Media at Columbia ... Ran a 4.88 40-yard dash at the Nike Combine in high school ... Played in the Phil Simms North-South All-Star Game ... Named first-team all-state for Group 4 in the shot put ... A state champion for the Group 4 level in the shot put.

**Personal**

Born in Orange, New Jersey ... Son of Hesdy and Astra Nijman ... Has an older sister and a younger sister ... His parents are originally from Suriname, a country in South America ... Studied abroad over in the summer of 2017 in Rwanda as part of the class UAP 3984: Sport, Policy and Society ... Majoring in consumer studies.

SEASON	GP	GS	SOLO	TACKLES			TFL-YDS	SACKS NO-YDS	PASS DEFENSE				FUMBLES		BLOCKED KICK
				AST	TOTAL	INT			BU	PD	QBH	RCV	FF		
2015	12	0	0	0	0	0	0.0-0	0.0-0	0	0	0	0	0	0	0
2016	14	14	0	0	0	0	0.0-0	0.0-0	0	0	0	0	0	0	0
2017	9	8	0	1	1	0.0-0	0.0-0	0	0	0	0	0	0	0	0
Career	35	22	0	1	1	0.0-0	0.0-0	0	0	0	0	0	0	0	0



**8**  
**PHIL**  
**PATTERSON**

WR

**6-2 · 200 · R-SOPHOMORE · VIRGINIA BEACH, VA. · BAYSIDE**

**2017**

Played in five games for the Hokies ... Had nine receptions for 88 yards ... Recorded two catches for 29 yards vs. Pitt (11/18) ... Caught seven passes for 59 yards against Oklahoma State in the Camping World Bowl (12/28).

**2016**

Spent the season redshirting.

**High School**

Coached by John White at Bayside ... Ranked as a three-star recruit by Rivals, 247Sports and ESPN... Listed as No. 39 wide receiver in the country by ESPN ... Rated the No. 17 best recruit in the state of Virginia by 247Sports and No. 20 by Rivals ... Two-way starter who in 2015 finished with 40 receptions for 801 yards and 11 TDs at wide receiver ... Earned a First Team All-Tidewater as a defensive back.

**Personal**

Son of Las'eric and Wanda Patterson ... Majoring in sociology.

SEASON	GP	GS	NO	RECEIVING		AVG	LONG	TD
				YDS				
2016	0	0	0	0	0	0.0		0
2017	5	0	9	88	9.8	9.8	22	0
Career	5	0	9	88	9.8	9.8	22	0



**33**  
**BRADLEY**  
**PARCELL**

DB

**5-11 · 197 · R-JUNIOR · ROANOKE, VA. · FRANKLIN COUNTY**

**2017**

Did not see action.

**High School**

Three-year letterwinner at Franklin County High School for head coach Chris Jones ... Named Mr. Football in 2014 ... Earned all-district and all-conference ... Was a captain ... Also played basketball for head coach Keyode Rogers and soccer for Curtis Bumgardner ... Lettered three years in hoops and one in soccer ... Was a captain and was tabbed all-district and all-conference in basketball ... Played goalie on the pitch ... A member of the National Honor Society.

**Personal**

Robert Bradley Parcell ... Son of Bob and Liz Parcell ... Has two sisters, Annie and Margaret ... Majoring in business information technology.



**STEVEN**  
**PEOPLES**



**32**  
**STEVEN**  
**PEOPLES**

RB

**5-9 · 222 · SENIOR · GALAX, VA. · GALAX**

**2017**

Played in seven games, making two starts ... Carried the ball 70 times for 267 yards and two touchdowns, caught four passes for 99 yards and two touchdowns ... Recorded 13 carries for 39 yards vs. West Virginia (9/3) ... Had two carries for six yards vs. Delaware (9/9) ... Recorded eight carries for 26 yards at East Carolina (9/16) ... Caught three receptions for 73 yards and two touchdowns vs. Old Dominion (9/23) ... Made one reception vs. Duke (10/28) for 6 yards ... Had 22 carries for 71 yards at Virginia (11/24) ... Recorded 10 carries for 56 yards against Oklahoma State in Camping World Bowl (12/28) ... Did not play vs. Clemson (9/30, at Boston College (10/7), at Miami (11/4), at Georgia Tech (11/11) and vs. Pitt (11/18) due to injury.

**2016**

Played in all 14 games, making six starts ... Recorded 16 carries for 60 yards and one touchdown ... Caught two passes for 40 yards and one touchdown ... Made two tackles on the season ... Caught a pass against Syracuse for 27 yards ... Made one reception against Miami for 13 yards and a touchdown ...

Had two carries for 13 yards against Duke ... Recorded 11 rushes for 32 yards and a touchdown against Notre Dame ... Recorded 15 yards on three carries versus Virginia.

## 2015

Played in all 13 games ... Recorded five tackles ... Logged 195 snaps, 161 on special teams and 34 on offense during the regular season ... Made two tackles at East Carolina ... Made a tackle against N.C. State ... Had one tackle at Georgia Tech ... Had one tackle at Virginia.

## 2014

Joined the program in January after spending a semester at Fork Union ... Went through winter workouts and spring practice ... Posted a 375-pound bench press and a 32-inch vertical jump in spring max testing ... Earned the Frank O. Moseley Award for the most hustle in spring practice.

## High School

A record setter for Coach Mark Dixon at Galax High ... Ran for 3,078 yards and 44 touchdowns as a senior in 2013 ... Set a VHSL record with 502 rushing yards on 22 carries in a 54-7 victory over Graham ... Named the Timesland Offensive Player of the Year by The Roanoke Times.

## Personal

Steven Tyrone Peoples ... Son of Tioronda Ravenell and Danny Peoples ... Majoring in human development.

SEASON	GP	GS	RUSHING					NO.	YDS	RECEIVING		
			ATT	YDS	AVG	LONG	TD			YDS	AVG	LONG
2015	13	0	0	0	0.0	0	0	0	0.0	0	0	
2016	14	6	16	60	3.8	7	1	2	40	20.0	27	
2017	7	2	70	267	3.8	13	2	4	79	19.8	43	
Career	34	8	86	327	3.8	13	3	6	119	19.8	43	

SEASON	GP	GS	TACKLES			TFL-YDS	SACKS NO-YDS	PASS DEFENSE				FUMBLES		BLOCKED
			SOLO	AST	TOTAL			INT	BU	PD	QBH	RCV	FF	KICK
2015	13	0	2	3	5	0.0-0	0.0-0	0	0	0	0	0	0	0
2016	14	6	0	3	3	0.0-0	0.0-0	0	0	0	0	0	0	0
2017	7	2	0	0	0	0.0-0	0.0-0	0	0	0	0	0	0	0
Career	34	8	2	6	8	0.0-0	0.0-0	0	0	0	0	0	0	0



**74**  
**BRAXTON**  
**PFAFF**

OL

6-5 · 314 · R-SENIOR · LYNCHBURG, VA. · LIBERTY CHRISTIAN ACADEMY

## 2017

Started in all 13 games at right guard ... Started against Oklahoma State in the Camping World Bowl (12/28).

## 2016

Played in nine games.

## 2015

Played in two games ... In on 11 snaps, five on special teams and six on offense ... In one four snaps against Furman ... Played two snaps at Purdue.

## 2014

Was in on five offensive snaps against William & Mary ... Suffered a shoulder injury in practice prior to the North Carolina game ... Had surgery on his shoulder ... Was granted a medical hardship waiver ... Posted a 365-pound bench press and a 530-pound squat in spring max testing.

## 20134

Signed with the Hokies in 2013, but deferred his enrollment ... Enrolled at Tech in January, 2014 and went through spring practices.

## High School

Played at Liberty Christian Academy for Coach Frank Rocco ... A member of the ESPN300, ranked 254th ... Played in the Semper Fidelis All-American Bowl ... Selected to play in the Chesapeake Bowl ... A first-team all-state selection by Virginia Preps ... Led his team to two state titles ... Recruited by Cornell Brown.

## Personal

Son of Darren and Fran Pfaff ... Has three younger brothers and a younger sister ... Majoring in human development.

SEASON	GP	GS
2014	1	0
2015	2	0
2016	9	0
2017	13	13
Career	25	13



**62**  
**D'ANDRE**  
**PLANTIN**

OL

6-5 · 314 · R-JUNIOR · NORCROSS, GA. · NORCROSS

## 2017

Played in seven games.

## 2016

Appeared in three games, including the win at Notre Dame.

## 2015

Spent the season redshirting.

## High School

Played at Norcross for Coach Keith Maloof ... Ranked as the No. 123 offensive tackle in the country and the No. 111 player in his state by 247Sports ... Listed as the No. 59 defensive tackle in the country by Scout ... Ranked as the No. 134 offensive tackle in the country by ESPN Recruiting Nation ... Committed to the Hokies on 11/5/2014 ... A first-team all-region team for 7-AAAAAA by the coaches as a senior ... A 2014 Gwinnett Daily Post All-County Football Team second-team selection.

## Personal

Born in Clemson, South Carolina ... Son of Tony Plantin and Kiisha Gladden ... Father was a defensive tackle at Clemson (Class of 1996) ... Has two younger sisters ... Majoring in criminology.

SEASON	GP	GS	TACKLES			TFL-YDS	SACKS NO-YDS	PASS DEFENSE				FUMBLES		BLOCKED
			SOLO	AST	TOTAL			INT	BU	PD	QBH	RCV	FF	KICK
2016	3	0	0	0	0	0.0-0	0.0-0	0	0	0	0	0	0	0
2017	7	0	1	0	1	0.0-0	0.0-0	0	0	0	0	0	0	0
Career	10	0	1	0	1	0.0-0	0.0-0	0	0	0	0	0	0	0





**98**  
**ROBERT**  
**PORCHER IV**  
 DL

6-1 · 260 · R-FRESHMAN · ORLANDO, FLA. · DR. PHILLIPS

**2017**

Redshirted.

**High School**

Played for head coach Rodney Wells at Dr. Philips High School ... Totaled 104 tackles, 40 tackles for a loss, 17 sacks – a school single-season record – two fumble recoveries and an interception as a senior ... Orlando Sentinel's 2016 Defensive Player of the Year ... Left with the school record with 28 career sacks ... Turned in 92 tackles and 11 sacks as a junior.

**Personal**

Son of Robert Porcher III and Kim Porcher ... Born on July 14, 1998 in Detroit, Michigan ... Has two sisters, Morgan and Mallory ... Father played 12 seasons for the Detroit Lions and was a three-time Pro Bowl selection ... Majoring in Business Information Technology (BIT).



**58**  
**NATHAN**  
**PROCTOR**  
 DL

6-2 · 240 · R-FRESHMAN · INDIAN HEAD, MD. · LACKEY

**2017-18**

Redshirted.

**High School**

A consensus four-star recruit as rated by ESPN, Scout and 247Sports ... Rated as the top linebacker in the state of Maryland by Scout ... No. 2 player in the state by ESPN and the No. 4 player in the state by 247Sports ... Named to the 2016 All-USA Maryland Football Team ... Played in the 2017 Under Armour All-America game ... Finished his high school career with 205 total tackles, 133 solo, 19 sacks and 55 tackles for a loss ... 2016 All-SMAC ... Two-time consensus all-state ... Washington Post All-Met second-team in 2015 ... Played for head coach John Lush at Lackey High School.

**Personal**

Son of Nathan and Re'Gina Proctor ... Born in La Plata, Maryland ... Has one sister, Taylor ... Majoring business.



**26**  
**JOVONN**  
**QUILLEN**  
 DB

6-0 · 187 · JUNIOR · HAMPTON, VA. · HAMPTON

**2017**

Played in 11 games ... Recorded five tackles and one pass break up ... Blocked two kicks and returned two kickoffs for 49 yards on the season ... Made one tackle at Boston College (10/7) ... Recorded one tackle and one pass break up vs. North Carolina (10/21) ... Had three tackles, one kick returned for 25 yards and one blocked kick vs. Pitt (11/18) ... Blocked one kick at Virginia (11/24) ... Returned one kick for 24 yards against Oklahoma State in the Camping World Bowl (12/28).

**2016**

Played in 11 games ... Made three tackles and recovered a fumble ... Made one tackle against Boston College ... Was in on one tackle against North Carolina ... Recovered a fumble versus Pittsburgh ... Recorded a tackle against Notre Dame.

**High School**

Coached by Mike Smith at Hampton ... Named the Daily Press' Offensive Player of the Year ... Named Second Team Class 5A All-State – Defensive Back ... Ranked as a three-star athlete by all four major recruiting services ... Listed the No. 19 best athlete prospect in the state of Virginia and the 49th best at his position in his class by 247Sports ... Compiled 2,370 total yards of offense and had 39 touchdowns – 18 rushing, 20 passing and one on an interception return as a safety ... Became the third player in Peninsula District history to both rush and pass for 1,000 yards in a single season.

**Personal**

Son of Jovonn Quillen, Sr. and Alisha Hope ... Enrolled in university studies.

SEASON	GP	GS	TACKLES				TFL-YDS	SACKS NO-YDS	PASS DEFENSE				FUMBLES		BLOCKED KICK
			SOLO	AST	TOTAL				INT	BU	PD	QBH	RCV	FF	
2016	11	0	1	2	3	0.0-0	0.0-0	0	0	0	0	1	0	0	
2017	11	0	3	2	5	0.0-0	0.0-0	0	1	1	0	0	0	2	
Career	22	0	4	4	8	0.0-0	0.0-0	0	1	1	0	1	0	2	

SEASON	GP	GS	PUNT RETURNS				KICK RETURNS					
			NO.	YDS	AVG	TD	LONG	NO.	YDS	AVG	TD	LONG
2016	11	0	0	0	0.0	0	0	0	0	0.0	0	0
2017	11	0	0	0	0.0	0	0	2	49	24.5	0	25
Career	22	0	0	0	0.0	0	0	2	49	24.5	0	25

SEASON	GP	GS	INTERCEPTION RETURNS				FUMBLE RETURNS					
			NO.	YDS	AVG	TD	LONG	NO.	YDS	AVG	TD	LONG
2016	11	0	0	0	0.0	0	0	1	0	0.0	0	0
2017	11	0	0	0	0.0	0	0	0	0	0.0	0	0
Career	22	0	0	0	0.0	0	0	1	0	0.0	0	0



**46**  
**NICK**  
**REISENWEAVER**  
 WR

**6-1 · 187 · R-SOPHOMORE · MECHANICSVILLE, VA. · LEE-DAVIS**

**High School**

Four-year letter winner at Lee-Davis High school for head coach Ryan Turnage ... Earned all-region honors as a wide receiver and all-metro honors as a defensive back ... Also played basketball for head coach Rob Rice, lettering three years.

**Personal**

Nick Reisenweaver ... Born in Richmond, Virginia ... Son of Kevin and Renee Reisenweaver ... Has two brothers, Mark and Derek ... Plans to pursue a dual degree in finance and decision support systems.



**6**  
**MOOK**  
**REYNOLDS**  
 DB

**6-0 · 185 · SENIOR · GREENSBORO, N.C. · NORTHERN GUILFORD**

**2017**

Played in 12 games, making 11 starts ... Totaled 70 tackles including 9.0 tackles for loss, 1.5 sacks and one forced fumble ... Recorded six tackles vs. West Virginia (9/3) ... Made 11 tackles to go along with one sack vs. Delaware (9/9) ... Had 10 stops including 2.5 tackles for loss at East Carolina (9/16) ... Recorded five tackles and three quarterback hurries vs. Old Dominion (9/23) ... Made five stops at Clemson (9/30) ... Had nine tackles at Boston College (10/7) ... Recorded four stops vs. North Carolina (10/21) ... Had six tackles, one pass defended and one forced fumble vs. Duke (10/28) ... Made three tackles and one tackle for loss at Miami (11/4) ... Recorded six tackles at Georgia Tech (11/11) ... Made five stops vs. Pitt (11/18) ... Made an appearance against Oklahoma State in the Camping World Bowl (12/28).

**2016**

Honorable Mention All-Bowl Team (AP) ... Played in all 14 games, making 13 starts ... Totaled 64 tackles on the season with 9.5 tackles for loss and two sacks ... Recorded two interceptions on eight passes defended and forced one fumble ... Had three tackles against Liberty ... Made three stops against Tennessee and made one interception ... Recorded four tackles against Boston College ... Had three tackles against ECU ... Had two tackles versus North Carolina ... Made a season-high nine tackles against Syracuse ... Had three tackles against Miami ... Recorded an interception and six tackles against Pittsburgh ... Had seven stops against Duke ... Had five tackles versus Georgia Tech ... Had five tackles versus Notre Dame ... Forced a fumble and made four tackles against Virginia ... Had five tackles against Clemson ... Recorded five tackles including two sacks against Arkansas in the Belk Bowl ... 2016 ESPN.com ACC All-Bowl Team.

**2015**

Played in 13 games, making two starts ... Totaled 294 plays, logging 252 as cornerback and 42 on special teams during the regular season... Had 30 tackles including 4.0 tackles for loss while recovering two fumbles, one quarterback hurry, one pass breakup and one pass defended ... Made collegiate debut versus Ohio State, tallying two tackles and recovering one fumble ... Appeared in the game against Furman ... Logged one tackle at Purdue ... Earned first collegiate start at East Carolina, collecting four tackles with 1.0 tackle for loss and one fumble recovery ... Posted one tackle against Pittsburgh ... Made two tackles with 2.0 tackles for loss versus NC State ... Broke up and defended one pass each with two tackles at Miami ... Set a career-high eight tackle with 1.0 tackle for loss and a quarterback hurry after starting versus No. 23 Duke ... Appeared in the games at Boston College and Georgia Tech ... Had one tackle against North Carolina ... Took the field at Virginia ... Made a career-high nine tackles in the Independence Bowl vs. Tulsa.

**2014**

Enrolled in January after graduating from high school early ... Went through winter workouts and spring practice ... Posted a 300-pound squat in spring max testing ... Earned the Paul Torgersen Award for the top newcomer in spring practice.

**High School**

Led Northern Guilford to a state title as a senior ... A member of the 247Sports Top 247 ... Participated in Nike's The Opening ... A first-team selection to the 2014 NCPreps all-state team ... Named to the Carolina Gridiron Preseason All-Gridiron Team prior to his senior season ... Led Northern Guilford to the North Carolina Group 3AA state championship as a senior ... Tallied 65 tackles and an interception as a senior ... Also caught 54 passes for 1,230 yards and 13 touchdowns as a receiver his senior season ... Had 80 tackles, including 13 for a loss, and three sacks as a junior ... Caught 46 passes for 639 yards and 12 touchdowns his junior season ... Rated as the No. 39 cornerback in the country and the No. 11 player in the state of North Carolina by Rivals ... Listed as the No. 229 player nationally, the No. 29 cornerback in the country and the No. 8 player in the state of North Carolina by 247Sports ... Ranked as the No. 45 "athlete" in the country and the No. 17 player in the state by ESPN Recruiting Nation ... Listed as the No. 76 cornerback in the country and the No. 3 cornerback in North Carolina by Scout.

**Personal**

Jamon A. Reynolds ... Goes by "Mook" ... John and Dwana Reynolds ... Has an older brother and an older sister ... Majoring in human development.

SEASON	GP	GS	TACKLES			TFL-YDS	SACKS NO-YDS	PASS DEFENSE				FUMBLES		BLOCKED KICK
			SOLO	AST	TOTAL			INT	BU	PD	QBH	RCV	FF	
2015	13	2	20	10	30	4.0-17	0-0-0	0	1	1	1	2	0	0
2016	14	13	36	28	64	9.5-44	2.0-19	2	6	8	4	0	1	0
2017	12	11	44	26	70	9.0-35	1.5-12	0	1	1	4	0	1	0
Career	39	26	100	64	164	22.5-96	3.5-31	2	8	10	9	2	2	0

SEASON	GP	GS	INTERCEPTION RETURNS					FUMBLE RETURNS				
			NO.	YDS	AVG	TD	LONG	NO.	YDS	AVG	TD	LONG
2015	13	2	0	0	0.0	0	0	2	17	8.5	0	17
2016	14	13	2	4	2.0	0	3	0	0	0.0	0	0
2017	12	11	0	0	0.0	0	0	0	0	0.0	0	0
Career	39	26	2	4	2.0	0	3	2	17	8.5	0	17



STAFF  
 HOKIES  
 REVIEW  
 HISTORY  
 PROS  
 BEAMER  
 MEDIA





**44**  
**DYLAN**  
**RIVERS**  
 LB

6-1 · 227 · SOPHOMORE · SHERANDO, VA. · SHERANDO

**2017**

Appereaed in seven games ... Had one tackle vs. North Carolina (10/21) ... Recorded two tackles against Oklahoma State in the Camping World Bowl (12/28).

**High School**

A consensus four-star recruit as rated by ESPN, Scout and 247Sports ... No. 1 linebacker in Virginia by Scout, the No. 7 player in the state by 247Sports and the No. 14 player in the state by ESPN ... Led the area with 102 total tackles, including 13 for loss, as a senior ... Caught 21 passes for 346 yards and seven touchdowns ... 2016 Conference 21 West Defensive Player of the Year ... First-team all-region 4A West selection ... Second-team Group 4A all-state ... Played for head coach Bill Hall at Sherando High School.

**Personal**

Son of Philip and Christy Rivers ... Has a brother, Josh, and a sister, Jessi ... Born in Raleigh, North Carolina ... Majoring in enviromental science.

SEASON	GP	GS	TACKLES			TFL-YDS	SACKS NO-YDS	PASS DEFENSE				FUMBLES		BLOCKED KICK
			SOLO	AST	TOTAL			INT	BU	PD	QBH	RCV	FF	
2017	7	0	2	1	3	0.0-0	0.0-0	0	0	0	0	0	0	0



**15**  
**SEAN**  
**SAVOY**  
 WR

5-9 · 192 · SOPHOMORE · WASHINGTON, D.C. · WOODROW WILSON

**2017**

Started in 12 games for the Hokies ... Recorded 116 rushing yards and two rushing touchdown on 24 attempts ... Had 454 receiving yards on 39 reception including four touchdowns ... Caught four passes for 42 yards vs. West Virginia (9/3) ... Had four catches for 63 yards vs. Delaware (9/9) ... Recorded four catches for 30 yards and scored his first career touchdown at East Carolina (9/16) ... Had 28 receiving yards and 11 rushing yards vs. Old Dominion (9/23) ... Caught four passes for 35 yards and one touchdown and had two carries for eight yards and first career rushing touchdown vs. Clemson (9/30) ... Recorded a season high nine receptions for a season high 139 yards and one touchdown at Boston College (10/7) ... His 139 receiving yards were the most by a Virginia Tech true freshman since at least 1987 ... ACC Rookie of the Week (10/9) ... Had 19 rushing yards and 23 receiving yards vs. North Carolina (10/21) ... Caught two passes for 28 yards vs. Duke (10/28) ... Had four carries for nine yards, caught four passes for 39 yards at Miami (11/4) ... Had three carries for 32 yards and ran for a touchdown at Georgia Tech (11/11) ... Recorded two catches for seven yards vs. Pitt (11/18) ... Had one carry for one yard vs. Oklahoma State in the Camping World Bowl (12/28).

**High School**

Played for head coach Mark Martin at Woodrow Wilson High School ... Registered 949 receiving yards, 320 rushing yards and 22 total touchdowns as a senior ... 2016 D.C. Touchdown Club Player of the Year ... Offensive MVP of the 2016 DCIAA championship game ... Two-time All-Met ... Caught 71 passes for 1,351 yards on offense, had five interceptions on defense and scored 26 total touchdowns, including two on kick returns.

**Personal**

Son of John and Lashawn Savoy ... Has two brothers and one sister ... Only hours after a victory at Boston College (10/7/17) he learned that his older brother Omar Rodgers was tragically shot and killed in Washington, D.C. ... Born on July 26, 1999 ... Enrolled in univerity studies.

SEASON	GP	GS	RUSHING					TD	NO.	RECEIVING			
			ATT	YDS	AVG	LONG	YDS			AVG	LONG	TD	
2017	12	12	24	116	4.8	17	2	39	454	11.6	53	4	



**39**  
**TYREE**  
**RODGERS**  
 DB

6-1 · 185 · R-SOPHOMORE · CAMDEN, N.J. · CAMDEN CATHOLIC

**2017**

Played in seven games.

**2016**

Spent the season redshirting.

**High School**

Coached by Nick Strom at Camden Catholic ... Rated a three-star recruit by 247Sports, Scout and Rivals ... Scout ranks him No. 2 by position in the state of New Jersey, while Rivals has him ranked the No. 21 overall athlete in the state and 247Sports has him No. 28 ... As a quarterback, threw for 1,569 yards and 13 touchdowns his senior season (to only six interceptions) and ran for 262 yards and four scores ... On defense, had 16 tackles, five interception and four pass break-ups ... Was a Second Team All non-public selection.

**Personal**

Son of Techonna Ballard ... Majoring in multimedia journalism.

SEASON	GP	GS
2014	0	0
2015	7	0
Career	7	0



SEAN SAVOY



**29**  
**ISHMIEL**  
**SEISAY**

DB

5-9 · 194 · R-JUNIOR · SPRINGFIELD, VA. · ST. STEPHEN'S & ST. AGNES

**2017**

Made an appearance vs. Old Dominion (9/23).

**High School**

Played for Coach Bernard Joseph and was a three-year letterwinner for the Saints ... Career stats include more than 2,000 passing yards and 600 rushing yards as the team's starting quarterback ... Accounted for 35 touchdowns ... Spent one season at Iowa Western CC playing mostly on the defense and special teams ... His brother, Mo, played at Nebraska and appeared on rosters for the Detroit Lions and the Seattle Seahawks.

**Personal**

Son of Fatima and Ibrahim Seisay ... Majoring in public relations.



**54**  
**LEGITUS**  
**SMITH**

OL

6-3 · 312 · R-FRESHMAN · FITZGERALD, GA. · FITZGERALD

**2017**

Redshirted.

**High School**

Played for head coach Jason Strickland at Fitzgerald High School ... Three-time GHSA All-Region honoree ... Caught seven passes for 132 yards in five games with two touchdowns as a senior ... 2015 2A first-team all-state by the Atlanta Journal-Constitution ... Second-team all-state selection by the Georgia State Writers.

**Personal**

Son of Oscar Smith and Roslyn Robinson ... Majoring in business



**37**  
**DEVANTE**  
**SMITH**

DB

6-1 · 212 · R-FRESHMAN · MANASSAS, VA. · STONEWALL JACKSON

**2017**

Redshirted.

**High School**

Played for head coach Darryl Robinson at Stonewall Jackson High School ... Played in just two games as a senior before tearing his ACL ... Threw for almost 500 yards and five touchdowns and rushed for close to 300 yards as a junior ... Rushed 22 times for 101 yards, caught four passes for 63 yards and was 13 for 28 with one interception and 140 yards as a passer in 2014.

**Personal**

Son of Sherry and Myrl Smith ... Has three brothers and four sisters ... Born in Fairfax, Virginia ... Enrolled in university studies.



**79**  
**TYRELL**  
**SMITH**

OL

6-3 · 300 · R-JUNIOR · NORTH BRUNSWICK, N.J. · DON BOSCO PREP

**2017**

Played in all 13 games ... Made an appearance against Oklahoma State in the Camping World Bowl (12/28).

**2016**

Appeared in all 14 games.

**2015**

Spent the season redshirting.

**2014**

Enrolled at Tech in January after a semester at prep school ... Went through winter workouts and spring practice ... Posted a 355-pound bench press and a 405-pound squat in spring max testing.

**Cushing Academy**

Signed with Virginia Tech in 2014, but spent a semester at Cushing Academy in Massachusetts.

**High School**

Played at Don Bosco Prep for Coach Greg Toal ... A 2013 All-New Jersey second-team selection ... A first-team all-state selection by the Star-Ledger following his senior season ... A second-team all-state choice by MSG Varsity as a senior ... Listed as the No. 27 prospect in New Jersey by Rivals coming out of high school ... Ranked as the No. 125 offensive tackle in the country and the No. 44 player in his state by 247Sports ... Listed as the No. 56 offensive guard in the country by Scout ... Ranked as the No. 84 offensive tackle in the



**TYRELL**  
**SMITH**



country, the No. 140 player in his region and the No. 29 player in the state by ESPN Recruiting Nation.

**Personal**

Son of Fred Smith and Sandra Robinson ... Has a younger sister ... Majoring in sociology.

SEASON	GP	GS
2016	14	0
2017	13	0
Career	27	0



**92**  
**JORDAN**  
**STOUT**

P/K

**6-2 · 196 · R-FRESHMAN · HONAKER, VA. · HONAKER**

**2017**

Redshirted.

**High School**

Earned three letters at Honaker High under coach Douglas Hubbard ... First Team All-Conference ... First Team All-Region ... First Team All-State ... First Team All-District ... First Team ... 1A West First Team ... Also competed in track and soccer in high school earning numerous accolades.

**Personal**

Jordan Connor Stout ... Born in Abingdon, Virginia ... Son of Rodney and Shelly Stout ... Currently enrolled in universal studies.



**96**  
**JIMMIE**  
**TAYLOR**

DL

**6-2 · 265 · R-SOPHOMORE · JACKSONVILLE, N.C. · SOUTHWEST-ONSLow**

**2017**

Played in seven games ... Made one stop vs. Delaware (9/9) ... Had one tackle at East Carolina (9/16).

**2016**

Played in two games ... Made a tackle in his collegiate debut against Liberty ... Made one tackle versus Tennessee.

**High School**

Coached by Phil Padgett and Charlie Dempsey at Southwest-Onslow ... Ranked the No. 36 player in the state of North Carolina and the No. 74 overall as a defensive end in the country by ESPN ... Listed No. 27 by position in the country and No. 24 in the state by 247Sports ... Scout ranks him the fourth-best defensive end in the state and No. 124 in the country, while Rivals lists him overall at No. 24 in the state and No. 27 overall by position... As a junior, had 71 tackles, 15.5 sacks and 11 more tackles for a loss at Southwest Onslow High.

**Personal**

Jimmie Lee Taylor, IV ... Born in Fort Worth, Texas ... Son of Jimmy Lee Taylor, III ... Has an older sister, Jazsman, and a younger brother, Kenneth ... Majoring in consumer studies.

SEASON	GP	GS	TACKLES			TFL-YDS	SACKS NO-YDS	PASS DEFENSE				FUMBLES		BLOCKED KICK
			SOLO	AST	TOTAL			INT	BU	PD	QBH	RCV	FF	
2016	2	0	0	2	2	0.5-1	0.0-0	0	0	0	0	0	0	0
2017	7	0	1	1	2	0.5-1	0.0-0	0	0	0	0	0	0	0
Career	9	0	1	3	4	1.0-2	0.0-0	0	0	0	0	0	0	0



**57**  
**ZACK**  
**TRESER**

LB

**6-5 · 223 · R-JUNIOR · BLACKSBURG, VA. · BLACKSBURG**

**2017**

Did not see playing time.

**2016**

Did not see playing time.

**2015**

Spent the season redshirting.

**High School**

Played football at Blacksburg High School for coach David Crist, earning three varsity letters ... Was a two-time all-conference player, including a first team linebacker as a senior ... Als, was on the Panthers' swimming and diving team, earning three top four finishes in the state in diving and was a member of the school-record setting 200 free relay team.

**Personal**

Zachary Steven Treser ... Born in Pittsburgh, Pennsylvania ... Son of Steve and Katherine Treser ... Has an older brother, Tommy, a younger brother, Erik, and a younger sister, Heidi ... Majoring in biology



# 8 RICKY WALKER DL

6-2 • 300 • R-SENIOR • HAMPTON, VA. • BETHEL

## 2017 All-ACC Honorable Mention

### 2017

Started all 13 games ... Made 41 tackles ,12.5 tackles for loss, 4.5 sacks and one fumble recovery touchdown ... Had one pass break up and six quarter back hurries ... Made two stops vs. West Virginia (9/3) ... Recorded four tackles vs. Delaware (9/9) ... Had one tackle and three quarterback hurries at East Carolina (9/16) ... Made five stops vs. Old Dominion (9/23) ... Recorded four tackles vs. Clemson (9/30) ... Recorded six tackles including 2.5 tackles for loss at Boston College (10/7) ... Had four tackles including 1.5 sacks and a fumble recovery for a touchdown vs. North Carolina (10/21) ... ACC Defensive Lineman of the Week (10/23) ... Made four stops and one pass breakup vs. Duke (10/28) ... Recorded two tackles including one sack at Miami (11/4) ... Had two tackles at Georgia Tech (11/11) ... Made three stops including one sack at Virginia (11/24) ... Recorded four tackles including 2.0 tackles for loss and one sack against Oklahoma State in the Camping World Bowl (12/28).

### 2016

Played in all 14 games making four starts on the season ... Made 28 tackles, 6.5 tackles for loss and 1.5 sacks ... Had four pass breakups and four quarterback hurries ... Recorded two kick returns for 19 yards on special teams ... Had one tackle versus Tennessee ... Recorded three stops against Boston College ... Had three tackles against ECU ... Made a stop against North Carolina ... Recorded four tackles versus Syracuse ... Registered a 0.5 sack against Miami along with three tackles ... Had three tackles against Pittsburgh ... Made two stops including one sack against Duke ... ACC Player of the Week at DL (Pro Football Focus 11/8) ... Had four tackles against Georgia Tech ... Made one tackle in games against Notre Dame and Virginia ... Recorded two stops versus Clemson ... Returned two kicks against Arkansas in the Belk Bowl for 19 yards.

### 2015

Spent the season redshirting.

### 2014

Played in 11 games ... Logged 160 plays, 99 coming on defense and 61 on special teams ... Recorded nine tackles on the season, including one for a loss ... Was in on eight defensive plays against East Carolina ... Saw action on special teams against Georgia Tech ... Was in on 22 defensive plays while also contributing on special teams ... Saw action on nine plays on defense at North Carolina ... Helped on a sack while contributing on defense and special teams against Pitt ... Made two tackles while in on 13 plays on defense against Miami ... Had a tackle while in on defense against Boston College ... Was in on 13 plays on defense and 10 special teams plays at Duke ... Saw action on defense and special teams at Wake Forest ... Made three tackles while contributing on defense and special teams against Virginia ... Had a tackle in the bowl game win over Cincinnati ... Posted a 375-pound bench press in spring max testing.

## High School

Played for Coach Bubba Hooker at Bethel High ... A member of the ESPN300 ... A Semper Fidelis All-America Game selection ... A second-team 6A all-state selection by VirginiaPreps at offensive lineman ... A Newport News Daily Press All-Star two straight years ... Missed two games his senior season due to injury ... Recorded 73 tackles, including 15 for loss and 11 sacks, his final season ... A first-team All-757 selection by Recruit757.com ... Had 70 tackles and 11 sacks as a junior ... Ranked as the No. 10 player in the state of Virginia by The Roanoke Times ... Listed as the No. 19 defensive tackle in the nation and the No. 9 prospect in Virginia by Rivals ... Ranked as the No. 25 defensive

tackle in the country and the No. 11 player in his state by 247Sports ... Listed as the No. 38 defensive tackle in the country by Scout ... Ranked as the No. 299 overall player in the country, the No. 23 defensive tackle in the country, the No. 31 player in his region and the No. 11 player in the state by ESPN Recruiting Nation.

## Personal

Richard Dano Walker, Jr. ... Born in Newport News, Virginia ... Son of Richard Walker, Sr., and Asia Garcia ... Has an older brother, a younger brother, and two younger sisters ... Older brother, Rijo, was a four-year letterwinner at Virginia and now serves as team operations coordinator with the College Football Playoff ... Majoring in sociology.

SEASON	GP	GS	TACKLES				TFL-YDS	SACKS NO-YDS	PASS DEFENSE				FUMBLES		BLOCKED KICK
			SOLO	AST	TOTAL	INT			BU	PD	QBH	RCV	FF		
2014	11	0	1	8	9	1.0-5	0.0-0	0	0	0	0	0	0	0	0
2016	14	4	10	18	28	6.5-25	1.5-14	0	4	4	4	0	0	0	0
2017	13	13	19	22	41	12.5-49	4.5-28	0	1	1	6	1	0	0	0
Career	38	17	30	48	78	20.0-79	6.0-42	0	5	5	10	1	0	0	0

SEASON	GP	GS	PUNT RETURNS				KICK RETURNS						
			NO.	YDS	AVG	TD	LONG	NO.	YDS	AVG	TD	LONG	
2014	11	0	0	0	0.0	0	0	0	0	0.0	0	0	0
2016	14	4	0	0	0.0	0	0	2	19	9.5	0	11	
2017	13	13	0	0	0.0	0	0	0	0	0.0	0	0	
Career	38	17	0	0	0.0	0	0	2	19	9.5	0	11	

SEASON	GP	GS	INTERCEPTION RETURNS				FUMBLE RETURNS					
			NO.	YDS	AVG	TD	LONG	NO.	YDS	AVG	TD	LONG
2014	11	0	0	0	0.0	0	0	0	0	0.0	0	0
2016	14	4	0	0	0.0	0	0	0	0	0.0	0	0
2017	13	13	0	0	0.0	0	0	1	12	12.0	1	12
Career	38	17	0	0	0.0	0	0	1	12	12.0	1	12



# 5 BRYCE WATTS DB

6-0 • 171 • SOPHOMORE • TOMS RIVER, N.J. • TOMS RIVER NORTH

### 2017

Made an appearance in all 13 games ... Recorded five tackles and one pass break up ... Returned one punt on the season ... Made two tackles at East Carolina (9/16) ... Recorded one stop and one pass break up vs. Old Dominion (9/23) ... Returned a punt for five yards vs. North Carolina (10/21) ... Had one tackle vs. Duke (10/28) ... Made one stop at Georgia Tech (11/11).

## High School

Was listed as the top cornerback in the state of New Jersey and the fifth-best cornerback in the east region by Scout.com ... 2016 All-Group 5 first-team by NJ.com ... Second-team all-state by NJ12 Varsity ... Defensively, he finished with 75 total tackles, 53 solo, with 5.0 tackles for loss. Watts added two interceptions and 19 pass defenses along with seven fumble recoveries to his totals ... Earned three varsity letters for head coach Dave Oizerowitz at Toms River North High School ... Watts had 412 career rushing yards, 1,336 receiving yards and has 17 total touchdowns.

## Personal

Son of Christopher Watts and Melanie Hester ... Has three brothers and two sisters ... Mother and stepfather ran track at Rutgers ... Majoring in criminology.

SEASON	GP	GS	TACKLES				TFL-YDS	SACKS NO-YDS	PASS DEFENSE				FUMBLES		BLOCKED KICK
			SOLO	AST	TOTAL	INT			BU	PD	QBH	RCV	FF		
2017	13	0	4	1	5	0.0-0	0.0-0	0	1	1	0	0	0	0	0





**24**  
**TERIUS**  
**WHEATLEY**

**RB**

**6-0 · 193 · R-FRESHMAN · ANN ARBOR, MICH. · PIONEER**

**2017**

Redshirted.

**High School**

Wheatley spent the 2016 season at Fork Union Military Academy playing for Coach John Shuman and his senior season at Pioneer, playing for Coach Jari Brown. Played for four different high schools in his career, as he followed his father, Tyrone – a 10-year NFL veteran and one of Michigan’s top running backs in program history – to various coaching stops. He excelled on the track team, finishing second in the long jump (23-10.75) and sixth in the high jump (6-05.00) at the 2016 Division 1 state meet, adding a fourth-place finish in the 4x200 relay. The senior broke school records in the indoor and outdoor long jump events en route to earning the 2016 Ann Arbor News Boys Track athlete of the year award.

**Personal**

Son of Tyrone and Kimberly Wheatley ... Enrolled in university studies.



**5**  
**RYAN**  
**WILLIS**

**QB**

**6-4 · 215 · R-JUNIOR · OVERLAND PARK, KAN. · BISHOP MIEGE**

**2017**

Sat out due to NCAA transfer rules.

**Kansas**

Played two seasons for the Jayhawks ... Started the final eight games of his freshman season ... Threw for a Kansas freshman record 1,719 yards with nine touchdowns ... Threw for a touchdown in six-straight contests ... Played in seven games as a sophomore with two starts ... Threw for 811 yards and three touchdowns.

**High School**

Rated as a three-star prospect by Rivals and 247Sports.com coming out of Bishop Miege HS... Played for head coach Jon Holmes at BMHS... Threw for 5,986 yards and 65 touchdowns during his two seasons as the Stags’ starting quarterback... Named to the Wichita Eagle’s Top 11 All-State team and was an All-Class 4A First Team selection in 2014... Helped his team to an unblemished 13-0 record and a 2014 Class 4A state title after completing 179-of-283 passes for 3,003 yards and 35 touchdowns... Also ran 52 times for 182 yards and four touchdowns... Eastern Kansas League Player of the Year as a senior and was also named a finalist for the Simone Award... Concluded his junior season in 2013 with 174 completions for 2,983 yards and 31 touchdowns on his way to a his second-straight First Team All-Eastern Kansas League selection and an Honorable Mention All-State bid.

**Personal**

Son of Lois and Steve Willis ... Has two older sisters, Lauren and Abby ... Father, Steve, played football at Kansas State ... Mother, Lois, competed in track and field at Iowa State ... Sister, Lauren, played basketball at Oklahoma ... Sister, Abby, played basketball at Saint Louis University ... Majoring in finance



**91**  
**VINCE**  
**ZDUOBA**

**TE**

**6-3 · 243 · JUNIOR · BERRYVILLE, VA. · CLARKE COUNTY**

**2017**

Did not see action.

**High School**

Three-year letterwinner at Clarke County High School for head coach Chris Parker ... Earned all-district, unsung hero honor ... Turned in a career-high four sacks, a forced fumble and fumble recovery in one game ... Helped team break school record for most sacks in a season ... Also played basketball for head coach Brent Emmart, lettering two years.

**Personal**

Vince Stasys Zduoba ... Born in Greenbelt, Maryland ... Son of Edmund and Zita Zduoba ... Has one sister, Simona ... Simona played volleyball at UVA-Wise and earned MEC All-Academic honors ... Majoring in human nutrition foods and exercise.

**2018 Newcomers**



**46**  
**ELI**  
**ADAMS**

**DL**

**5-11 · 240 · ROCK HILL, S.C. · SOUTH POINTE**

**High School**

Guided South Pointe to a SCHSL state championship four years in a row at the 4A level ... Earned all-region three times, while being named a 2017 SC Shrine Bowl selection ... Tabbed 2017 4A Upper State Defensive Lineman of the Year ... Racked up 77 tackles and 19.0 sacks, one forced fumble and one fumble recovery this past fall under head coach Strait Herron.

**Personal**

Elijah Daniel Adams ... Born in Columbia, South Carolina ... Has two brothers, Nicholas and DaNeil, and one sister, Kimberly ... Son of Daniel and Nikki Adams ... Father’s cousin, Jeff Burris, was an All-American safety at Notre Dame, a first-round NFL Draft pick of the Buffalo Bills who played 10 seasons in the NFL.



**49**  
**KESHON**  
**ARTIS**

LB

6-0 · 227 · CHESAPEAKE, VA. · OSCAR SMITH

### High School

Two-time first team all-state linebacker and the 2016 6A South Region Player of the Year and finished his senior season with 103 tackles, 15.0 sacks, 39 tackles for loss, six forced fumbles and two pass break ups ... Coached by Scott Johnson at Oscar Smith High School, where he was the 2017 Southeastern District Defensive Player of the Year ... Represented the United States on the U19 National Team in the 2018 International Bowl IX ... Also ran track for Oscar Smith.

### Personal

Keshon Leander Artis ... Son of Leander Artis III and Keisha Artis ... Family cousin, Kenny Easley, was a five-time Pro Bowl selection with the Seattle Seahawks and was voted into the Pro Football Hall of Fame in 2017.



**90**  
**JAEVON**  
**BECTON**

DL

6-4 · 258 · VIRGINIA BEACH, VA. · OCEAN LAKES

### High School

Earned first-team all-state and first-team All-USA accolades following his play in 2017 ... Posted 38 tackles and four sacks as a junior ... Helped guide Ocean Lakes High School to a 10-2 record as a senior and a second-round appearance in the VHSA 6A playoffs under head coach Joe Jones.

### Personal

Son of Chantilla Becton and James Epps ... Has a brother, Wayne, and a sister, Cynthiah ... Plans on majoring in agribusiness and construction.



**31**  
**COLE**  
**BECK**

RB

6-1 · 192 · BLACKSBURG, VA. · BLACKSBURG

### High School

Produced 4,723 rushing yards, 6,027 total yards and 81 touchdowns during his career at Blacksburg High School ... Rushed for more than 1,900 yards and scored 32 touchdowns as a senior playing for head coach Thad Wells ... Helped lead the Bruins to a 10-5 record in 2016 and the 3A football state championship ... A New Balance Outdoor All-American and a 13-time state champion in track at Blacksburg HS.

### Personal

Coleton Allen Beck ... Born in Bluefield, West Virginia ... Son of Matthew and Shannon Beck ... Has one brother, Cody.



**80**  
**ARMANI**  
**CHATMAN**

WR

5-11 · 180 · VIRGINIA BEACH, VA. · BISHOP SULLIVAN CATHOLIC


### High School

Thrived under head coach Chris Scott at Bishop Sullivan, one of the top private school programs on the East Coast ... Represented the United States on the U19 National Team in the 2018 International Bowl IX ... Scored four touchdowns in the final game of his senior year vs. Riverdale Baptist ... Helped lead the Crusaders to a final ranking of No. 2 in the state ... Played at Bayside High School for head coach Jon White before transferring to Bishop Sullivan ... Hauled in 26 catches for 352 yards and five touchdowns in 2016.

### Personal

Armani Dante Chatman ... Born in Allentown, Pennsylvania ... Son of Azariah Workman ... Has one brother, Alize.





**22**  
**CHAMARRI**  
**CONNER**

DB

6-0 · 200 · JACKSONVILLE, FLA. · TRINITY CHRISTIAN ACADEMY

**High School**

Led Trinity Christian Academy to a 9-4 record as at the 5A level as a senior, following four-straight 3A titles ... A ballhawk safety who tallied 107 tackles, including 58 solo stops, 1.5 sacks, one forced fumble and one fumble recovery under the watch of head coach Verlon Dorminey ... Helped the Conquerors' defense average 2.5 turnovers a game this past season.

**Personal**

Chamarri Elijah Conner ... Son of Charles Conner and Erica Williams ... Has two brothers and one sister.



**58**  
**WALKER**  
**CULVER**

OL

6-4 · 270 · SODDY-DAISY, TENN. · BAYLOR SCHOOL

**High School**

Played for head coach Phil Massey at Baylor High School and was a three-time letterwinner ... Helped the Red Raiders reach the state semifinals in 2015 and 2016 ... Named to *The Tennessean's* All-Division II-AAA East/Middle squad as a senior.

**Personal**

Robert Walker Culver ... Born in Chattanooga, Tennessee ... Son of Dennis Culver and Amy Culver ... Has one brother, Matthew ... Plans on majoring in accounting.



**20**  
**DJ**  
**CROSSEN**

DB

6-1 · 191 · GREENSBORO, N.C. · DUDLEY

**High School**

A three-time all-conference selection, two-time all-area honoree and a 2017 NCHSAA all-state pick ... Turned in 143 tackles, 28 pass breakups, eight interceptions and 20 touchdowns in his career under head coach Steven Davis ... Led the Panthers to a 10-3 record in 2017 and a trip to the second round of the state tournament ... Guided Dudley to the 2016 4A NCHSAA title ... Also played basketball, earning all-conference honors by averaging 13.8 points and 6.0 assists per game, and track and field, tallying three all-conference and all-area selections.

**Personal**

Dwayne Lamont Crossen Jr ... Was a prep teammate Tech QB Hendon Hooker ... Son of Dwayne and Sharita Crossen ... Has one brother, Cam and two sisters, Brittany and Brianna.



**77**  
**CHRISTIAN**  
**DARRISAW**

OL

6-5 · 295 · UPPER MARLBORO, MD. · FORK UNION MILITARY ACADEMY

**Fork Union**

Played for head coach John Shuman last season at Fork Union Military Academy

**High School**

His senior season at Riverdale Baptist earned him a spot on Team Baltimore in the 2016 Maryland Crab Bowl All-Star Game.

**Personal**

Born in Petersburg, Virginia ... Son of Kimberly Cherry.



19  
DEJUAN  
ELLIS

QB

5-11 · 177 · ACCOKEEK, MD. · McDONOGH SCHOOL

### High School

Racked up 214 rushing yards and 116 passing yards, while scoring four touchdowns at the quarterback position for head coach Dominic Damico at McDonogh School ... Totaled 64 touchdowns, 6,521 total yards and completed 256 of 423 pass attempts in his career ... Clocked a 4.47 in the 40-yard dash, earning him Fastest Man honors at The Opening Washington, D.C., regional in 2017 ... At Bishop O'Connell, turned in 1,071 passing yards and eight touchdowns in seven games played his junior year in 2016 ... Also competed in track and field, earning all-conference accolades and owning the 100-meter dash and long jump records for the league.

### Personal

DeJuan Ellis ... Born in Washington, D.C. ... Has one sister, TaKayla ... Son of DeJuan and Tonya Ellis ... Sister, TaKayla plays basketball at Cheyney University.



57  
JOHN  
HARRIS

OL

6-3 · 2878 · HOSCHTON, GA. · MILL CREEK

### High School

All-county, all-region and all-state performer for Mill Creek High School and head coach Shannon Jarvis as a senior ... Helped lead Mill Creek to an 8-4 record in 2017 and an appearance in the second round of the Georgia 7A playoffs ... Third-team all-county offensive tackle before moving at guard as a junior.

### Personal

John Andrew Harris ... Born in Atlanta, Georgia ... Has one brother, Cooper and one sister, Riley ... Son of John and Christine Harris.



95  
CAM  
GOODE

DL

6-0 · 331 · WASHINGTON, D.C. · ST. JOHN'S COLLEGE

### High School

Team captain at the annual Under Armour All-American game ... Earned All-Met first-team honors from the *Washington Post* ... Named Military Bowl Player of the Week during his senior season ... Posted 46 tackles, 29 tackles for loss, 14 sacks and three forced fumbles under head coach Joe Casamento.

### Personal

Cameron Noel Goode ... Has two brothers, Kevin and Brandon ... Son of Kevin and Inga Goode.



4  
DAX  
HOLLIFIELD

LB

6-1 · 246 · SHELBY, N.C. · SHELBY

### High School

Turned in 150 tackles, 32 tackles for loss, eight sacks, two forced fumbles and one fumble recovery as a senior ... 2018 U.S. Army All-American ... 2017 MaxPreps.com All-American ... His 629 career tackles and 139 tackles for loss were both school and county records ... Four-time NC Preps All-State selection and the Charlotte Observer's All-Region Defensive Player of the Year ... Led Shelby to a perfect 16-0 season in 2016, capping it off with a state title behind a 16-tackle, one-sack, one-fumble recovery performance to take home MVP honors.

### Personal

Son of Aubrey and Jenny and Hollifield.





**56**  
**JOE**  
**KANE**

OL

6-2 • 277 • WAKE FOREST, N.C. • HERITAGE

**High School**

A 2017 Cap 8 Conference Defensive Player of the Year playing for Heritage High School and head coach DeWayne Washington ... Earned NC Preps 4A All-State and All-Region honors from the News and Observer as a senior ... Heritage's Defensive MVP ... Selected to play in the 2017 Shrine Bowl ... Registered 200 tackles in his career and a school-record 31.0 sacks.

**Personal**

Joseph Carlton Kane ... Born in Manning, South Carolina ... Has one brother, Whit ... Son of Tim and Joni Kane ... Father, Tim Kane, played football at Wofford College ... Uncle played football at The Citadel.



**82**  
**JAMES**  
**MITCHELL**

TE

6-3 • 234 • BIG STONE GAP, VA. • UNION

**High School**

2017 VHSL 2A Offensive Player of the Year ... Helped guide Union to a trip to the 2A semifinals in 2017 ... Played head coach Travis Turner ... Four-time all-state tight end and a *USA Today* All-Virginia First-Team selection ... Racked up 756 receiving yards on 42 catches and nine touchdowns in his career ... Two-time first-team all-conference pick as a basketball player.

**Personal**

James Maxell Mitchell ... Born in Norton, Virginia ... Has two sisters, Joy and Jasmine, and one brother, Jordan ... Son of Jimmy and Marcia Mitchell ... Mother, Marcia Mitchell, played college basketball at Brown.



**66**  
**LOUIS**  
**MIHOTA**

OL

6-2 • 278 • FREDERICKSBURG, VA. • MASSAPONAX

**High School**

Was a four-time letter winner at Massaponax High for Coach Eric Ludden ... Was also a first-team all-region and all-state center in his senior season ... Threw the shot put and discus on the track team.

**Personal**

Born in Pittsburg, Pennsylvania ... Son of John and Valerie Mihota ... His oldest brother, Anthony, was a starting center for Virginia's football team ... His older brother Vinny is a starting defensive lineman for the Hokies ... Father was a Division III All-American at IUP and brother was an All-ACC selection ... Plans to major in advertising.



**7**  
**QUINCY**  
**PATTERSON II**

QB

6-2 • 231 • CHICAGO, ILL. • SOLORIO ACADEMY

**High School**

Quarterback MVP at Nike's The Opening Regional ... Earned an invitation to participate in Elite 11, the nation's premier quarterback competition, in Beaverton, Oregon ... Winner of the 2018 Watkins Award, given to the nation's top African-American high school senior male student-athlete ... Made the Presidential honor roll all four years ... Selected to play in the 2018 Blue-Grey All-American Bowl and International Bowl IX ... Threw for 1,359 yards and 15 touchdowns, and rushed for 1,146 yards and 20 touchdowns as a junior ... Patterson played for head coach Matthew Erlenbaugh.

**Personal**

Quincy Lamar Patterson II ... Son of Quincy and Kimberly Patterson ... Has three sisters, Kimberly, Kalah and Kia ... Plans on majoring in engineering.



**31**  
**NASIR**  
**PEOPLES**

DB

6-0 · 192 · ABINGTON, PA. · ARCHBISHOP WOOD

**High School**

Won three 5A state championships in four seasons. at Archbishop Wood ... 2017 Philadelphia Catholic League Red Division MVP ... Accumulated 1,834 career rushing yards and 30 touchdowns on the ground as a running back ... Picked off two passes as a junior ... Played for head coach Steve Devlin.

**Personal**

Born in Philadelphia, Pennsylvania ... Has two brothers, Charles and Brandon ... Son of Charles and Yolanda Peoples ... Brother, Brandon Peoples, played wide receiver at Wagner College.



**81**  
**DARRYLE**  
**SIMMONS**

WR

6-2 · 204 · PHILADELPHIA, PA. · ST. JOSEPH'S PREP

**High School**

Caught 34 passes for 526 yards and three touchdowns his junior season. Earned All-Eastern Pennsylvania honors and helped lead St. Joseph's to the 6A state title in 2016 ... Participated in Nike's The Opening New York regional showcase in 2016 ... Coached by Gabe Infante.

**Personal**

Darryle Walker Simmons ... Has one brother, and two sisters ... Son of Darryle Simmons Sr. and Theresa Johnson.



**97**  
**OSCAR**  
**SHADLEY**

LS

6-0 · 245 · NAPLES, FLA. · GOLDEN GATE

**High School**

Left Golden Gate High School as one of the most decorated players in school history ... Earned first-team all-state, first-team, all-region and U.S. Army All-American honors in 2017 ... Was listed as the top long snapper in the nation, according to Rubio Long Snapping ... Didn't have a single bad snap on 120 punts, 44 point after attempts and 11 field goals as a senior at Golden Gate ... Registered five tackles, recovered five fumbles and downed 16 punts ... Played for head coach Mike DiGrigoli.

**Personal**

Oscar Kenneth Shadley ... Born on Nov. 1, 1999 in Naples, Florida ... Son of Gerald and Margarita Shadley ... Has one sister, Marinna ... Father, Gerald Shadley, played football at Maryville College ... Sister, Marinna Shadley, played two years of softball at Middle Tennessee State University and two years at Ave Maria where she was named an All-American.



**38**  
**KALEB**  
**SMITH**

WR

6-2 · 210 · BUMPASS, VA. · LOUISA COUNTY

**High School**

Earned all-district honors twice and was an all-region selection as a defensive back in his high school career ... Did not play his senior year due to an injury ... Scored seven touchdowns and caught 22 passes for 208 yards to go along with 117 tackles, eight tackles for loss, and three interceptions as a junior ... Played for head coach Bryan Davis at Patrick Henry High School and transferred to Louisa County High School for his senior season.

**Personal**

Born on May 26, 1999 in Henrico, Virginia ... Son of James and Kimberly Smith ... Mother, Kimberly, played basketball at Richmond and father, James, played football at Richmond ... Father was drafted by the Houston Oilers ... Cousin, Kerry Wynn, also played football at Richmond and is currently entering his fifth season with the New York Giants.





**30**  
CALEB  
**STEWARD**

RB

5-11 · 209 · JACKSONVILLE, FLA. · WHITE

**High School**

Rushed for 805 yards and seven touchdowns as a senior ... Was an All-Gateway Conference and a *Florida Times-Union* Super 24 team selection ... Totaled 1,489 yards from scrimmage in his career with 16 touchdowns ... Played for head coach Kevin Sullivan

**Personal**

Caleb Evan Steward ... Has two sisters, Shavonte and Taylor, and one brother, Jamien ... Son of Timothy and Jessica Steward.



**47**  
COREY  
**THOMAS**

WR

6-4 · 232 · CHANTILLY, VA. · CHANTILLY

**Junior College**

Played at ASA College in Brooklyn, New York ... At ASA he helped the No.16 Avengers to a Valley of the Sun Bowl victory after having one reception for seven yards... Finished the 2017 season with nine receptions for 135 yards.

**High School**

Three-year letter winner under coach Mike Lalli at Chantilly High School ... Earned all-conference and all-district honors ... Tallied 62 catches for 1,017 yards over his career ... Was a team captain and was named the team's most valuable player following his senior campaign ... Also played one year of lacrosse.

**Personal**

Corey Patrick Thomas ... Born in Chantilly, Virginia ... Son of Robert and Gina ... Has two siblings, Troy and Hayley ... Majoring in business.



**55**  
LUKE  
**TENUTA**

OL

6-7 · 278 · GROZET, VA. · WESTERN ALBEMARLE

**High School**

2017 VHSL Class 3A all-state pick ... Racked up 52.5 tackles and 11 tackles for loss at defensive end ... All-conference, all-district and all-region selection on the offensive line ... Registered multiple starts at offensive tackle ... Three-time letterwinner ... Played for head coach Ed Redmond at Western Albemarle High School.

**Personal**

Luke Nicholas Tenuta ... Born in Columbus, Ohio ... Son of Jon and Dori Tenuta ... Has two brothers, Zach and Matt ... Father, Jon Tenuta, played football at the University of Virginia.



**12**  
NADIR  
**THOMPSON**

DB

5-10 · 174 · ROCKY MOUNT, N.C. · SOUTHERN NASH

**High School**

Do-it-all athlete for head coach Brian Foster at Southern Nash High School ... Rushed for 115 yards on 21 carries, caught two passes for 78 yards and was 5 for 14 passing for 117 yards for a Southern Nash squad that went 12-2 in 2017 ... Saw time at defensive back and punt returner ... Ran track at Southern Nash and was a two-time state champion in the 200 and 300-meter events.

**Personal**

Nadir Lamar Thompson ... Born on May 3, 1999 in Tarboro, North Carolina ... Son of Tunisha Lane and Jimmy Thompson ... Has four brothers, Ja'Quil, Shayqwan, Zy'cario, and Ayden, and one sister, Aytala.



**34**  
ALAN  
**TISDALE**

LB

6-3 · 212 · GREENSBORO, N.C. · PAGE

### High School

Accumulated 112 tackles, 17.5 tackles for loss, three sacks and two interceptions as a senior ... Three-time all-state, all-area and all-conference selection ... Linebacker MVP at the 2016 Underclassmen Challenge ... Helped lead Page to an 11-2 record as a senior ... Played for head coach Jared Rolfes.

### Personal

Alan Thomas Tisdale ... Born on July 1, 2000 in Greensboro, North Carolina ... Son of Tiffany McRae ... Has four brothers, Jontae, Elijah, Bobby, and Braylon.



**28**  
JERMAINE  
**WALLER**

DB

6-1 · 179 · WASHINGTON, D.C. · AVALON SCHOOL

### High School

Earned two varsity letters under head coach Tyree Spinner at the Avalon School in Washington, D.C. ... Spent his first two seasons at Archbishop Carroll ... Threw for more than 2,600 yards and 24 touchdowns as a quarterback before at Archbishop Carroll ... Moved to defensive back at the Avalon School ... Tallied six interceptions as a junior and was on The Washington Post's All-Met preseason watch list in 2017.

### Personal

Jermaine Antonio Walker ... Son of Sharron Waller and Vincent Hunnicutt ... Has two sisters.



**11**  
TRÉ  
**TURNER**

WR

6-2 · 185 · GREENSBORO, N.C. · NORTHWEST GUILFORD

### High School

Amassed 123 receptions, 2,614 receiving yards and 31 total touchdowns at Northwest Guilford High School ... Played his senior season under Kevin Wallace. Two-time HSXtra.com All-Area honoree at wide receiver ... Preseason all-state selection by *The Charlotte Observer* ... Totaled 567 yards and six touchdowns in the first half of the season as a senior ... Missed the second half of the season due to a shoulder injury ... Also played basketball at Northwest Guilford and was the 2016 HSXTRA Player of the Year.

### Personal

William Lee Turner III ... Born in Greensboro, North Carolina ... Son of William Turner Jr. and Wendy Poteat ... Has two brothers, P.J. and Walter ... Brother, P.J. Hairston, played basketball at North Carolina and was a first-round draft pick of the Charlotte Hornets.



**2**  
JEREMY  
**WEBB**

DB

6-4 · 199 · JUNIOR · EAST MIMS, FLA. · ASA COLLEGE

### Junior College

2017 first-team Northeast Football All-Conference ... Racked up 29 tackles and four pass breakups at ASA College ... Played in all 10 games for head coach Joe Osovet. ... Helped lead ASA to the Northeast Football Conference championship ... Had seven tackles against Mesa Community College in the championship game.

### Personal

Jeremy Rayshad Webb ... Born on Aug. 27, 1996 in East Mims, Florida ... Son of Brenda Bryant ... Has two brothers, Ego and Terry ... His older brother, Ego Ferguson, was a defensive lineman at LSU, was a second-round NFL Draft pick of the Chicago Bears and played three seasons in the NFL.



# 2018 Virginia Tech Rosters

## ALPHABETICAL

No.	Name	Pos.
46	Eli Adams	DL
23	Rayshard Ashby	LB
49	Keshon Artis	LB
63	Daniel Bailey	OL
31	Cole Beck	RB
90	Jaevon Becton	DL
40	Emmanuel Belmar	DL
42	Cole Blaker	TE
91	Oscar Bradburn	P
53	Aiden Brown	OL
43	Xavier Burke	DL
52	Austin Cannon	OL
86	C.J. Carroll	WR
80	Armani Chatman	WR
65	Matt Christ	OL
61	Kyle Chung	OL
87	Tre Coghill III	WR
37	Nicolas Conforti	WR
22	Chamarri Conner	DB
20	D.J. Crossen	DB
58	Walker Culver	OL
85	Chris Cunningham	TE
39	Sean Daniel	WR
77	Christian Darrisaw	OL
17	Divine Deablo	DB
56	Clay Dean	OL
35	Zion Debose	DL
89	Drake Deluliis	TE
60	Silas Dzansi	OL
19	DeJuan Ellis	QB
3	Caleb Farley	DB
21	Reggie Floyd	DB
16	Coleman Fox	RB
47	Darius Fullwood	DL
11	Houshun Gaines	DL
45	TyJuan Garbutt	DL
72	Brennon Garrison	OL
95	Cam Goode	DL
41	Jaylen Griffin	LB
48	Daniel Griffith	LB
6	Hezekiah Grimsley	WR
88	Justin Hairston	WR
57	John Harris	OL
14	Damon Hazelton	WR
55	Jarrod Hewitt	DL
94	Trevon Hill	DL
4	Dax Hollifield	LB
13	Jalen Holston	RB
2	Hendon Hooker	QB
76	Jarrett Hopple	OL
75	Zachariah Hoyt	OL
7	Devon Hunter	DB
17	Josh Jackson	QB
71	T.J. Jackson	OL
42	John Jennings	DB
93	Brian Johnson	K
56	Joe Kane	OL
51	Gene Kastleburg	OL
38	Rico Kearney	LB

## NUMERICAL

No.	Name	vl	Pos.	Ht.	Wt.	Cl.	Hometown	High School/Last School
2	Hendon Hooker	-	QB	6' 4"	220	r-Fr.	Greensboro, N.C.	Dudley
2	Jeremy Webb	-	DB	6' 4"	199	Jr.	East Mims Fla.	ASA College - Brooklyn
3	Caleb Farley	-	DB	6' 2"	198	r-Fr.	Hickory, N.C.	Maiden
4	Dax Hollifield	-	LB	6' 1"	246	Fr.	Shelby, N.C.	Shelby
5	Bryce Watts	1	DB	6' 0"	171	So.	Toms River, N.J.	Toms River North
5	Ryan Willis	-	QB	6' 4"	215	r-Jr.	Overland Park, Kan.	Bishop Miege
6	Hezekiah Grimsley	1	WR	6' 0"	182	So.	Williamsburg, Va.	Lafayette
6	Mook Reynolds	3	DB	6' 0"	185	Sr.	Greensboro, N.C.	Northern Guilford
7	Devon Hunter	1	DB	6' 0"	222	So.	Chesapeake, Va.	Indian River
7	Quincy Patterson II	-	QB	6' 2"	231	Fr.	Chicago, Ill.	Solorio Academy
8	Phil Patterson	1	WR	6' 2"	200	r-So.	Virginia Beach, Va.	Bayside
8	Ricky Walker	3	DL	6' 2"	300	r-Sr.	Hampton, Va.	Bethel
9	Khalil Ladler	1	DB	5' 11"	189	r-So.	Stone Mountain, Ga.	IMG Academy
11	Houshun Gaines	2	DL	6' 3"	235	r-Jr.	Rocky Mount, N.C.	Nash Central
11	Tre Turner	-	WR	6' 2"	185	Fr.	Greensboro, N.C.	Northwest Guilford
12	Nadir Thompson	-	DB	5' 10"	174	Fr.	Elm City, N.C.	Southern Nash
13	Jalen Holston	1	RB	5' 11"	217	So.	Stockbridge, Ga.	Stockbridge
14	Damon Hazelton	-	WR	6' 2"	225	r-So.	Baltimore, Md.	Franklin
15	Sean Savoy	1	WR	5' 9"	192	So.	Washington, D.C.	Woodrow Wilson
16	Coleman Fox	1	RB	5' 11"	187	r-Jr.	Salem, Va.	Salem
17	Divine Deablo	2	DB	6' 3"	215	r-So.	Winston-Salem, N.C.	Mount Tabor
17	Josh Jackson	1	QB	6' 1"	220	r-So.	Ann Arbor, Mich.	Saline
18	Raymon Minor	-	DL	6' 2"	245	r-Sr.	Ashland, Va.	Benedictine
18	Chase Mummau	-	QB	6' 2"	200	r-So.	Mechanicsville, Va.	Lee-Davis
19	DeJuan Ellis	-	QB	5' 11"	177	Fr.	Accokeek, Md.	McDonogh School
20	D.J. Crossen	-	DB	6' 1"	191	Fr.	Greensboro, N.C.	Dudley
21	Reggie Floyd	2	DB	6' 0"	220	Jr.	Manassas, Va.	Stonewall Jackson
22	Chamarri Conner	-	DB	6' 0"	200	Fr.	Jacksonville, Fla.	Trinity Christian Academy
23	Rayshard Ashby	-	LB	5' 10"	230	r-Fr.	Chesterfield, Va.	L.C. Bird
24	Terius Wheatley	-	RB	6' 0"	193	r-Fr.	Ann Arbor, Mich.	Pioneer
26	Jovonn Quillen	2	DB	6' 0"	187	Jr.	Hampton, Va.	Hampton
28	Jermaine Waller	-	DB	6' 1"	179	Fr.	Washington, D.C.	Avalon School
29	Dalton Keene	1	TE	6' 4"	242	So.	Littleton, Colo.	Chatfield
29	Ishmiel Seisay	-	DB	5' 9"	194	r-Jr.	Springfield, Va.	St. Stephen's & St. Agnes
30	Caleb Steward	-	RB	5' 11"	209	Fr.	Jacksonville, Fla.	Ed White
31	Cole Beck	-	RB	6' 1"	192	Fr.	Blacksburg, Va.	Blacksburg
31	Nasir Peoples	-	DB	6' 0"	192	Fr.	Abington, Pa.	Archbishop Wood
32	Steven Peoples	3	RB	5' 9"	222	Sr.	Galax, Va.	Galax
33	Deshawn McCleave	1	RB	5' 9"	190	r-Jr.	Chesapeake, Va.	Oscar Smith
33	Bradley Parcell	-	DB	5' 11"	197	r-Jr.	Roanoke, Va.	Franklin County
34	Alan Tisdale	-	LB	6' 3"	212	Fr.	Greensboro, N.C.	Page
35	Zion Debose	-	DL	6' 1"	249	r-Fr.	Salisbury, N.C.	North Rowan
35	Peter Muskett	-	WR	6' 2"	194	r-Fr.	Springfield, Va.	West Springfield
37	Nicolas Conforti	-	WR	5' 11"	192	r-Fr.	Vienna, Va.	James Madison
37	Devante Smith	-	DB	6' 1"	212	r-Fr.	Manassas, Va.	Stonewall Jackson
38	Rico Kearney	-	LB	6' 0"	230	r-Fr.	Jacksonville, Fla.	Mandarin
38	Kaleb Smith	-	WR	6' 2"	210	Fr.	Bumpass, Va.	Louisa County
39	Sean Daniel	-	WR	5' 9"	180	r-Jr.	Chesapeake, Va.	Oscar Smith
39	Tyree Rodgers	1	DB	6' 1"	185	r-So.	Camden, N.J.	Camden Catholic
40	Emmanuel Belmar	1	DL	6' 2"	245	r-So.	Suwanee, Ga.	Collins Hill
41	Jaylen Griffin	-	LB	6' 1"	245	r-Fr.	Rome, Ga.	Rome
42	Cole Blaker	-	TE	6' 3"	240	r-Fr.	Narrows, Va.	Narrows
42	John Jennings	-	DB	5' 11"	173	Sr.	Centreville, Va.	Centreville
43	Xavier Burke	1	DL	6' 3"	285	r-Jr.	Lawrenceville, Va.	Brunswick
44	Dylan Rivers	1	LB	6' 1"	227	So.	Sherando, Va.	Sherando
45	TyJuan Garbutt	-	DL	6' 1"	244	r-Fr.	Fredericksburg, Va.	Riverbend
46	Eli Adams	-	DL	5' 11"	240	Fr.	Rock Hill, S.C.	South Pointe
46	Nick Reisenweaver	-	WR	6' 1"	187	r-So.	Mechanicsville, Va.	Lee-Davis
47	Darius Fullwood	1	DL	6' 3"	263	r-Jr.	College Park, Md.	Our Lady of Good Counsel

50	Patrick Kearns	OL	47	Corey Thomas	-	WR	6' 4"	232	Fr.	Chantilly, Va.	Chantilly/ASA College
29	Dalton Keene	TE	48	Daniel Griffith	1	LB	6' 0"	231	r-So.	Chesapeake, Va.	Nansemond-Suffolk Academy
68	Connor Kish	OL	49	Keshon Artis	-	LB	6' 0"	227	Fr.	Chesapeake, Va.	Oscar Smith
70	Kevin Kish	OL	50	Patrick Kearns	-	OL	6' 5"	293	r-So.	Adairsville, Ga.	Darlington School
83	Eric Kumah	WR	51	Gene Kastleburg	-	OL	6' 0"	302	r-Fr.	Richmond, Va.	Benedictine College Prep
9	Khalil Ladler	DB	52	Austin Cannon	1	OL	6' 2"	322	r-So.	Mechanicsville, Va.	Atlee/Fork Union
33	Deshawn McCleave	RB	53	Aiden Brown	-	OL	6' 2"	291	r-Fr.	Silver Spring, Md.	Bullis School
66	Louis Mihota	OL	54	Lecitus Smith	-	OL	6' 3"	312	r-Fr.	Fitzgerald, Ga.	Fitzgerald
99	Vinny Mihota	DL	55	Jarrold Hewitt	1	DL	6' 1"	285	r-So.	Venice, Fla.	Venice
18	Raymon Minor	DL	55	Luke Tenuta	-	OL	6' 7"	278	Fr.	Crozet, Va.	Western Albemarle
82	James Mitchell	TE	56	Clay Dean	-	OL	6' 3"	277	Fr.	Waterford, Va.	Woodgrove
18	Chase Mummau	QB	56	Joe Kane	-	OL	6' 2"	277	Fr.	Wake Forest, N.C.	Heritage
35	Peter Muskett	WR	57	John Harris	-	OL	6' 3"	287	Fr.	Hoschton, Ga.	Mill Creek
69	Yosuah Nijman	OL	57	Zack Treser	-	LB	6' 5"	223	r-Jr.	Blacksburg, Va.	Blacksburg
33	Bradley Parcell	DB	58	Walker Culver	-	OL	6' 4"	270	Fr.	Soddy-Daisy, Tenn.	Baylor School
8	Phil Patterson	WR	58	Nathan Proctor	-	DL	6' 2"	240	r-Fr.	Indian Head, Md.	Lackey
7	Quincy Patterson II	QB	60	Silas Dzansi	-	OL	6' 5"	314	r-Fr.	Woodbridge, Va.	C.D. Hylton
31	Nasir Peoples	DB	61	Kyle Chung	3	OL	6' 3"	311	r-Sr.	Ponte Vedra Beach, Fla.	Ponte Vedra
32	Steven Peoples	RB	62	D'Andre Plantin	1	OL	6' 5"	314	r-Jr.	Norcross, Ga.	Norcross
74	Braxton Pfaff	OL	63	Daniel Bailey	-	OL	6' 3"	301	r-Jr.	Abingdon, Va.	Abingdon
62	D'Andre Plantin	OL	65	Matt Christ	-	OL	6' 3"	277	r-Jr.	Sterling, Va.	Dominion
98	Robert Porcher IV	DL	66	Louis Mihota	-	OL	6' 2"	278	Fr.	Fredericksburg, Va.	Massaponax
58	Nathan Proctor	DL	68	Connor Kish	-	OL	6' 2"	302	r-Jr.	Oceanside, Calif.	El Camino
26	Jovonn Quillen	DB	69	Yosuah Nijman	3	OL	6' 7"	322	Sr.	Maplewood, N.J.	Columbia
46	Nick Reisenweaver	WR	70	Kevin Kish	-	OL	6' 2"	290	r-Jr.	Oceanside, Calif.	El Camino
6	Mook Reynolds	DB	71	T.J. Jackson	-	OL	6' 6"	333	r-So.	Cumberland, Va.	Cumberland County
44	Dylan Rivers	LB	72	Brennon Garrison	-	OL	6' 1"	296	r-Fr.	Orange, Va.	Fork Union
39	Tyree Rodgers	DB	74	Braxton Pfaff	2	OL	6' 5"	314	r-Sr.	Lynchburg, Va.	Liberty Christian Academy
15	Sean Savoy	WR	75	Zachariah Hoyt	1	OL	6' 5"	304	r-So.	Salem, Va.	Salem
29	Ishmiel Seisay	DB	76	Jarrett Hople	-	OL	6' 7"	312	r-So.	Suffolk, Va.	Nansemond River
97	Oscar Shadley	LS	77	Christian Darrisaw	-	OL	6' 5"	295	Fr.	Upper Marlboro, Md.	Riverdale Baptist/Fork Union
81	Darryle Simmons	WR	79	Tyrell Smith	2	OL	6' 3"	300	r-Jr.	N. Brunswick, N.J.	Don Bosco Prep
37	Devante Smith	DB	80	Armani Chatman	-	WR	5' 11"	180	Fr.	Virginia Beach, Va.	Bishop Sullivan Catholic
38	Kaleb Smith	WR	81	Darryle Simmons	-	WR	6' 2"	204	Fr.	Philadelphia, Pa.	St. Joe's Prep
54	Lecitus Smith	OL	82	James Mitchell	-	TE	6' 3"	234	Fr.	Big Stone Gap, Va.	Union
79	Tyrell Smith	OL	83	Eric Kumah	2	WR	6' 2"	223	Jr.	Woodbridge, Va.	Forest Park
30	Caleb Steward	RB	85	Chris Cunningham	2	TE	6' 2"	243	r-Jr.	Jacksonville, Fla.	Atlantic Coast
92	Jordan Stout	P/K	86	C.J. Carroll	2	WR	5' 8"	173	r-Sr.	Olney, Md.	Our Lady of Good Counsel
96	Jimmie Taylor	DL	87	Tre Coghill III	-	WR	5' 10"	169	r-Fr.	Fredericksburg, Va.	Mountain View
55	Luke Tenuta	OL	88	Justin Hairston	-	WR	6' 0'	175	r-Fr.	Manassas, Va.	Osborn Park
47	Corey Thomas	WR	89	Drake Delulius	-	TE	6' 5"	240	r-Fr.	Charlotte, N.C.	Providence
12	Nadir Thompson	DB	90	Jaevon Becton	-	DL	6' 4"	258	Fr.	Virginia Beach, Va.	Oscar Smith
34	Alan Tisdale	LB	91	Oscar Bradburn	1	P	6' 1"	205	So.	Sydney, Australia	Sydney Secondary College
57	Zack Treser	LB	91	Vince Zduoba	-	TE	6' 3"	243	Jr.	Berryville, Va.	Clarke County
11	Tre Turner	WR	92	Jordan Stout	-	P/K	6' 2"	196	r-Fr.	Honaker, Va.	Honaker
8	Ricky Walker	DL	93	Brian Johnson	-	K	6' 1"	182	r-So.	Washington, D.C.	Gonzaga
28	Jermaine Waller	DB	94	Trevon Hill	2	DL	6' 3"	245	r-Jr.	Virginia Beach, Va.	Salem
5	Bryce Watts	DB	96	Jimmie Taylor	-	DL	6' 2"	265	r-So.	Jacksonville, N.C.	Southwest-Onslow
2	Jeremy Webb	DB	95	Cam Goode	-	DL	6' 0"	331	Fr.	Washington, D.C.	St. John's College High School
24	Terius Wheatley	RB	97	Oscar Shadley	-	LS	6' 0"	245	Fr.	Naples, Fla.	Golden Gate
5	Ryan Willis	QB	98	Robert Porcher IV	-	DL	6' 1"	260	r-Fr.	Orlando, Fla.	Dr. Phillips
91	Vince Zduoba	TE	99	Vinny Mihota	3	DL	6' 5"	298	r-Sr.	Fredericksburg, Va.	Massaponax

## PRONUNCIATION GUIDE

JAEVON Becton ..... jay-VAUGHN  
 ZOHN Burden (Coach)..... ZONN  
 MATT CHRIST ..... CRIST  
 CHAMARRI Conner ..... chuh-MAR-ee  
 Brad CORNELSEN (Coach) ..... CORNELL-son  
 Zion DEBOSE ..... duh-BOZE  
 Drake DEIULIIS ..... DUEL-ee-is  
 Silas DZANSI ..... DAN-zee  
 HOUSHUN Gaines ..... HOW-shun

JARROD Hewitt ..... Jared  
 TREVON Hill ..... TRAY-vaughn  
 Dax HOLLIFIELD ..... HOLLY-field  
 DEVON Hunter ..... DEVIN  
 Rico KEARNEY ..... KERN-ee  
 KHALIL Ladler ..... kuh-LEEL  
 LOUIS MIHOTA ..... LOOIE muh-HOE-ta  
 Vinny MIHOTA ..... muh-HOE-ta  
 Chase MUMMAU ..... MOO-mow

YOSUAH NIJMAN ..... YOSH-u-ah NYJ-man  
 Braxton PFAFF ..... FAFF  
 Robert PORCHER IV ..... poor-SHAY  
 JOVONN Quillen ..... joe-VAHN  
 Ishmiel SEISAY ..... SEE-say  
 James SHIBEST (Coach) ..... SHE-best  
 LECITUS Smith ..... leh-SEE-tis  
 Luke TENUTA ..... ten-OO-ta  
 TERIUS Wheatley ..... TEH-ree-is



# 2017 Honors & Awards

## HC Justin Fuente

- Bobby Dodd Trophy Midseason Watch List

## DC Bud Foster

- Athlon Sports Defensive Coordinator of the Week (10/23)
- Broyles Award Nominee (11/8)

## Special Teams Coordinator James Shibest

- Special Team Coordinator of the Year, FootballScoop.com

## P Oscar Bradburn

- Ray Guy Award Watch List

## CB Brandon Facyson

- East-West Shrine Game Invitee

## DB Reggie Floyd

- ACC Co-Defensive Back of the Week (10/23)

## S Terrell Edmunds

- 2017 Second-Team All-ACC, Phil Steele
- 2017 Second-Team All-ACC, AP
- 2017 Third-Team All-ACC
- ACC Defensive Back of the Week (10/30)

## LB Tremaine Edmunds

- 2017 First-Team All-ACC, Phil Steele
- 2017 Third-Team All-American, AP
- 2017 Second-Team All-American, USA Today
- 2017 Second-Team All-American, SB Nation
- 2017 Second-Team All-American, The Athletic
- Dudley Award Finalist
- 2017 First-Team All-ACC, AP
- 2017 First-Team All-ACC
- Butkus Award Finalist
- Lott Impact Trophy Quarterfinalist
- Midseason All-ACC Team, ESPN.com
- Athlon Sports Preseason All-America 3rd Team
- Bednarik Award Watch List
- Nagurski Trophy Watch List
- All-ACC Preseason Football Team
- Sports Illustrated Preseason Second Team All-American

## C Eric Gallo

- Spiral Tropical Bowl Invitee
- 2017 All-ACC Honorable Mention
- Pro Football Focus ACC Team of the Week, C (10/10)

## QB Josh Jackson

- Manning Award Watch List
- Pro Football Focus National Team of the Week, QB (9/19)
- ACC Rookie of the Week (9/18)
- Athlon Sports Offensive Freshman of the Week (9/17)
- ACC Rookie of the Week (9/5)
- CBS Sports Freshman of the Week (9/5)

## LB Andrew Motuapuaka

- NFLPA Collegiate Bowl Invitee
- 2017 Second-Team All-ACC, Phil Steele
- Polynesian College Football Player of the Year Finalist
- 2017 Pro Football Focus First-Team All-ACC
- 2017 Third-Team All-ACC
- ACC Linebacker of the Week (9/5)

## WR Cam Phillips

- 2017 First-Team All-ACC, Phil Steele
- Richmond TD Club Offensive End of the Year
- 2017 First-Team All-ACC, AP
- 2017 First-Team All-ACC, Pro Football Focus
- 2017 First-Team All-ACC
- Midseason All-ACC Team, ESPN.com
- HERO Sports CFB HERO of the Week (9/22)
- Pro Football Focus National Team of the Week, WR (9/19)
- ACC Receiver of the Week (9/18)
- ACC Receiver of the Week (9/5)
- Biletnikoff Award Watch List
- All-ACC Preseason Football Team

## DB Mook Reynolds

- Pro Football Focus ACC Team of the Week, DB (10/10)

## WR Sean Savoy

- Orange Bowl-FWAA Courage Award (10/25)
- Pro Football Focus ACC Team of the Week, WR (10/10)
- ACC Rookie of the Week (10/9)

## DT Tim Settle

- 2017 First-Team All-ACC, Phil Steele
- 2017 Second-Team All-ACC, AP
- 2017 Pro Football Focus First-Team All-ACC
- 2017 Second-Team All-ACC
- Bednarik Award Midseason Watch List
- Midseason All-ACC Team, ESPN.com
- Pro Football Focus ACC Team of the Week, DL (10/10)
- Piesman Trophy Watch List

## K Joey Siye

- Wuerffel Trophy Nominee
- All-State Good Works Team
- Groza Award Watch List

## CB Greg Stroman

- 2017 First-Team All-ACC (CB), Phil Steele
- Richmond TD Club Specialist of the Year
- 2017 First-Team All-ACC (CB), AP
- 2017 All-ACC Honorable Mention (PR)
- 2017 First-Team All-ACC (CB)
- ACC Specialist of the Week (10/23)
- Midseason All-ACC Team, ESPN.com
- Athlon Sports Preseason All-America 2nd Team
- Jim Thorpe Award Watch List
- Hornung Award Watch List

## G Wyatt Teller

- Reese's Senior Bowl Invitee
- 2017 First-Team All-ACC, Phil Steele
- 2017 First-Team All-ACC, AP
- 2017 First-Team All-ACC, Pro Football Focus
- 2017 First-Team All-ACC
- All-ACC Preseason Football Team

## DT Ricky Walker

- 2017 Third-Team All-ACC, Phil Steele
- 2017 All-ACC Honorable Mention
- ACC Defensive Lineman of the Week (10/23)
- Pro Football Focus ACC Team of the Week, DL (10/10)



**ANDREW  
MOTUAPUAKA**



**WYATT  
TELLER**





**VT**  
**2017 REVIEW**





# 2017 Statistics

RECORD & RESULTS	OVERALL	HOME	AWAY	NEUTRAL
All Games	9-4	5-1	3-2	1-1
Conference	5-3	3-1	2-2	0-0
Non-Conference	4-1	2-0	1-0	1-1
<b>Date</b>	<b>Opponent</b>		<b>Score</b>	<b>Attend</b>
Sep 03, 2017	vs. #22 West Virginia	W	31-24	67,489
Sep 09, 2017	DELAWARE	W	27-0	65,526
Sep 16, 2017	at East Carolina	W	64-17	43,776
Sep 23, 2017	OLD DOMINION	W	38-0	65,632
* Sep 30, 2017	#2 CLEMSON	L	17-31	65,632
* Oct 07, 2017	at Boston College	W	23-10	32,057
* Oct 21, 2017	NORTH CAROLINA	W	59-7	65,632
* Oct 28, 2017	DUKE	W	24-3	60,314
* Nov 05, 2017	at #9 Miami	L	10-28	63,932
* Nov 11, 2017	at Georgia Tech	L	22-28	47,909
* Nov 18, 2017	PITT	W	20-14	58,948
* Nov 24, 2017	at Virginia	W	10-0	48,609
^ Dec 28, 2017	vs. #17 Oklahoma State	L	21-30	39,610

\* Indicates conference game ^Camping World Bowl

SCORE BY QUARTERS	1st	2nd	3rd	4th	TOTAL
Virginia Tech	65	106	117	78	366
Opponents	47	48	45	52	192

TEAM STATISTICS	VT	OPP
<b>SCORING</b>	366	192
Points Per Game	28.2	14.8
Points Off Turnovers	81	24
<b>FIRST DOWNS</b>	288	200
Rushing	126	83
Passing	142	101
Penalty	20	16
<b>RUSHING YARDAGE</b>	2254	1554
Yards gained rushing	2549	1975
Yards lost rushing	295	421
Rushing Attempts	584	462
Average Per Rush	3.9	3.4
Average Per Game	173.4	119.5
TDs Rushing	19	7
<b>PASSING YARDAGE</b>	3113	2597
Comp-Att-Int	245-412-9	174-358-13
Average Per Pass	7.6	7.3
Average Per Catch	12.7	14.9
Average Per Game	239.5	199.8
TDs Passing	21	16
<b>TOTAL OFFENSE</b>	5367	4151
Total Plays	996	820
Average Per Play	5.4	5.1
Average Per Game	412.8	319.3
KICK RETURNS: #-Yards	26-613	16-288
PUNT RETURNS: #-Yards	39-413	12-47
INT RETURNS: #-Yards	13-267	9-126
KICK RETURN AVERAGE	23.6	18.0
PUNT RETURN AVERAGE	10.6	3.9
INT RETURN AVERAGE	20.5	14.0
FUMBLES-LOST	12-5	19-6
PENALTIES-Yards	60-548	82-626
Average Per Game	42.2	48.2
PUNTS-Yards	66-2798	92-3785
Average Per Punt	42.4	41.1
Net punt average	39.9	35.6
KICKOFFS-Yards	75-4802	45-2818
Average Per Kick	64.0	62.6
Net kick average	40.5	39.6
TIME OF POSSESSION/Game	32:41	27:19
3RD-DOWN Conversions	86/211	49/187
3rd-Down Pct	41%	26%
4TH-DOWN Conversions	11/26	10/23
4th-Down Pct	42%	43%
SACKS BY-Yards	32-196	23-150
MISC YARDS	0	31
TOUCHDOWNS SCORED	45	24
FIELD GOALS-ATTEMPTS	18-26	8-15
ON-SIDE KICKS	0-1	0-0
RED-ZONE SCORES	(44-57) 77%	(21-29) 72%
RED-ZONE TOUCHDOWNS	(29-57) 51%	(13-29) 45%
PAT-ATTEMPTS	(42-42) 100%	(24-24) 100%
ATTENDANCE	379284	236283
Games/Avg Per Game	6/63214	5/47257
Neutral Site Games		2/53550

RUSHING	GP	Att	Gain	Loss	Net	Avg	TD	Long	Avg/G
Deshawn McCleese	12	108	542	12	530	4.9	3	23	44.2
Travon McMillian	12	104	448	9	439	4.2	2	23	36.6
Josh Jackson	13	124	498	174	324	2.6	6	46	24.9
Steven Peoples	7	70	274	7	267	3.8	2	13	38.1
Jalen Holston	12	70	239	13	226	3.2	3	14	18.8
Coleman Fox	10	39	229	6	223	5.7	1	35	22.3
AJ Bush	5	19	135	6	129	6.8	0	34	25.8
Sean Savoy	12	24	134	18	116	4.8	2	17	9.7
Cam Phillips	12	1	10	0	10	10.0	0	10	0.8
Henri Murphy	7	2	8	0	8	4.0	0	5	1.1
James Clark	10	4	15	9	6	1.5	0	8	0.6
Hezekiah Grimsley	12	2	5	0	5	2.5	0	4	0.4
Kalil Pimpleton	5	1	4	0	4	4.0	0	4	0.8
C.J. Carroll	7	5	8	9	-1	-0.2	0	5	-0.1
TEAM	13	11	0	32	-32	-2.9	0	0	-2.5
<b>TOTAL</b>	<b>13</b>	<b>584</b>	<b>2549</b>	<b>295</b>	<b>2254</b>	<b>3.9</b>	<b>19</b>	<b>46</b>	<b>173.4</b>
<b>OPPONENTS</b>	<b>13</b>	<b>462</b>	<b>1975</b>	<b>421</b>	<b>1554</b>	<b>3.4</b>	<b>7</b>	<b>69</b>	<b>119.5</b>

PASSING	G	Effic	Cmp-Att-Int	Pct	Yds	TD	Long	Avg/G
Josh Jackson	13	135.16	236-396-9	59.6	2991	20	70	230.1
AJ Bush	5	169.24	7-11-0	63.6	99	1	20	19.8
TEAM	13	0.00	0-2-0	0.0	0	0	0	0.0
Cam Phillips	12	0.00	0-1-0	0.0	0	0	0	0.0
Chase Mummau	1	284.80	1-1-0	100.0	22	0	22	22.0
Oscar Bradburn	13	108.40	1-1-0	100.0	1	0	1	0.1
C.J. Carroll	7	0.00	0-0-0	0.0	0	0	0	0.0
<b>TOTAL</b>	<b>13</b>	<b>135.39</b>	<b>245-412-9</b>	<b>59.5</b>	<b>3113</b>	<b>21</b>	<b>70</b>	<b>239.5</b>
<b>OPPONENTS</b>	<b>13</b>	<b>117.02</b>	<b>174-358-13</b>	<b>48.6</b>	<b>2597</b>	<b>16</b>	<b>80</b>	<b>199.8</b>

RECEIVING	G	No.	Yds	Avg	TD	Long	Avg/G
Cam Phillips	12	71	964	13.6	7	45	80.3
Sean Savoy	12	39	454	11.6	4	53	37.8
Eric Kumah	13	28	324	11.6	2	31	24.9
C.J. Carroll	7	15	157	10.5	1	35	22.4
Travon McMillian	12	12	173	14.4	3	70	14.4
Hezekiah Grimsley	12	12	139	11.6	0	26	11.6
Dalton Keene	13	10	167	16.7	0	40	12.8
Henri Murphy	7	10	153	15.3	0	26	21.9
Chris Cunningham	13	9	175	19.4	1	39	13.5
Phil Patterson	5	9	88	9.8	0	22	17.6
Deshawn McCleese	12	9	66	7.3	0	24	5.5
James Clark	10	8	92	11.5	0	34	9.2
Coleman Fox	10	5	33	6.6	0	20	3.3
Steven Peoples	7	4	79	19.8	2	43	11.3
Samuel Denmark	3	2	28	14.0	1	16	9.3
Anthony Shegog	13	1	22	22.0	0	22	1.7
Jalen Holston	12	1	-1	-1.0	0	0	-0.1
<b>TOTAL</b>	<b>13</b>	<b>245</b>	<b>3113</b>	<b>12.7</b>	<b>21</b>	<b>70</b>	<b>239.5</b>
<b>OPPONENTS</b>	<b>13</b>	<b>174</b>	<b>2597</b>	<b>14.9</b>	<b>16</b>	<b>80</b>	<b>199.8</b>

PUNT RETURNS	No.	Yds	Avg	TD	Long
Greg Stroman	35	397	11.3	2	91
C.J. Carroll	2	4	2.0	0	3
Deon Newsome	1	7	7.0	0	0
Bryce Watts	1	5	5.0	0	5
<b>TOTAL</b>	<b>39</b>	<b>413</b>	<b>10.6</b>	<b>2</b>	<b>91</b>
<b>OPPONENTS</b>	<b>12</b>	<b>47</b>	<b>3.9</b>	<b>0</b>	<b>21</b>

INTERCEPTIONS	No.	Yds	Avg	TD	Long
Greg Stroman	4	47	11.8	1	24
Reggie Floyd	3	106	35.3	1	69
Terrell Edmunds	2	70	35.0	0	55
Divine Deablo	1	0	0.0	0	0
Adonis Alexander	1	18	18.0	0	18
Trevon Hill	1	8	8.0	0	8
Andrew Motuapuaka	1	18	18.0	0	18
<b>TOTAL</b>	<b>13</b>	<b>267</b>	<b>20.5</b>	<b>2</b>	<b>69</b>
<b>OPPONENTS</b>	<b>9</b>	<b>126</b>	<b>14.0</b>	<b>1</b>	<b>45</b>

KICK RETURNS	No.	Yds	Avg	TD	Long
Travon McMillian	9	240	26.7	0	70
Henri Murphy	7	151	21.6	0	30
James Clark	7	173	24.7	0	44
Jovonn Quillen	2	49	24.5	0	25
Chris Cunningham	1	0	0.0	0	0
<b>TOTAL</b>	<b>26</b>	<b>613</b>	<b>23.6</b>	<b>0</b>	<b>70</b>
<b>OPPONENTS</b>	<b>16</b>	<b>288</b>	<b>18.0</b>	<b>0</b>	<b>33</b>

FUMBLE RETURNS	No.	Yds	Avg	TD	Long
Ricky Walker	1	12	12.0	1	12
<b>TOTAL</b>	<b>1</b>	<b>12</b>	<b>12.0</b>	<b>1</b>	<b>12</b>

SCORING	TD	FGs	PATs			DXP	Saf	Points	
			Kick	Rush	Rcv				Pass
Joey Slye	0	15-22	37-37	0-0	0	0-0	0	0	82
Cam Phillips	7	0-0	0-0	0-0	0	0-0	0	0	42
Sean Savoy	6	0-0	0-0	0-0	0	0-0	0	0	36
Josh Jackson	6	0-0	0-0	0-0	0	0-3	0	0	36
Travon McMillian	5	0-0	0-0	0-0	0	0-0	0	0	30
Steven Peoples	4	0-0	0-0	0-0	0	0-0	0	0	24
Jalen Holston	3	0-0	0-0	0-0	0	0-0	0	0	18
Greg Stroman	3	0-0	0-0	0-0	0	0-0	0	0	18
Deshawn McCleave	3	0-0	0-0	0-0	0	0-0	0	0	18
Brian Johnson	0	3-4	5-5	0-0	0	0-0	0	0	14
Eric Kumah	2	0-0	0-0	0-0	0	0-0	0	0	12
Samuel Denmark	1	0-0	0-0	0-0	0	0-0	0	0	6
Coleman Fox	1	0-0	0-0	0-0	0	0-0	0	0	6
Chris Cunningham	1	0-0	0-0	0-0	0	0-0	0	0	6
C.J. Carroll	1	0-0	0-0	0-0	0	0-0	0	0	6
Reggie Floyd	1	0-0	0-0	0-0	0	0-0	0	0	6
Ricky Walker	1	0-0	0-0	0-0	0	0-0	0	0	6
<b>TOTAL</b>	<b>45</b>	<b>18-26</b>	<b>42-42</b>	<b>0-0</b>	<b>0</b>	<b>0-3</b>	<b>0</b>	<b>0</b>	<b>366</b>
<b>OPPONENTS</b>	<b>24</b>	<b>8-15</b>	<b>24-24</b>	<b>0-0</b>	<b>0</b>	<b>0-0</b>	<b>0</b>	<b>0</b>	<b>192</b>

TOTAL OFFENSE	G	Plays	Rush	Pass	Total	Avg/G
Josh Jackson	13	520	324	2991	3315	255.0
Deshawn McCleave	12	108	530	0	530	44.2
Travon McMillian	12	104	439	0	439	36.6
Steven Peoples	7	70	267	0	267	38.1
AJ Bush	5	30	129	99	228	45.6
Jalen Holston	12	70	226	0	226	18.8
Coleman Fox	10	39	223	0	223	22.3
Sean Savoy	12	24	116	0	116	9.7
Chase Mummau	1	1	0	22	22	22.0
Cam Phillips	12	2	10	0	10	0.8
Henri Murphy	7	2	8	0	8	1.1
James Clark	10	4	6	0	6	0.6
Hezekiah Grimsley	12	2	5	0	5	0.4
Kalil Pimpleton	5	1	4	0	4	0.8
Oscar Bradburn	13	1	0	1	1	0.1
C.J. Carroll	7	5	-1	0	-1	-0.1
TEAM	13	13	-32	0	-32	-2.5
<b>TOTAL</b>	<b>13</b>	<b>996</b>	<b>2254</b>	<b>3113</b>	<b>5367</b>	<b>412.8</b>
<b>OPPONENTS</b>	<b>13</b>	<b>820</b>	<b>1554</b>	<b>2597</b>	<b>4151</b>	<b>319.3</b>

FIELD GOALS	FGM-FGA	Pct	01-19	20-29	30-39	40-49	50-59	Lg	Bk
Joey Slye	15-22	68.2	0-0	5-6	6-8	2-5	2-3	50	1
Brian Johnson	3-4	75.0	0-0	1-1	2-3	0-0	0-0	30	0

FG SEQUENCE	Virginia Tech	OPPONENTS
West Virginia	(25),38,32	(34)
Delaware	(50),[46],51,(24)	28
East Carolina	(25),(34),(37)	(35),[47]
Old Dominion	27,(31)	-
Clemson	(43),45	(23),41
Boston College	(34),(29),(26)	40,(32)
North Carolina	47,(37)	-
Duke	(34)	(31)
Miami	(50)	-
Georgia Tech	(41)	43
Pitt	(30),(27)	33
Virginia	(30),32	41
Oklahoma State	-	(31),(36),(38)

Numbers in (parentheses) indicate field goal was made.  
 Numbers in [brackets] indicate field goal was made.

PUNTING	No.	Yds	Avg	Long	TB	FC	I20	50+	BkD
Oscar Bradburn	66	2798	42.4	57	6	32	24	12	0
<b>TOTAL</b>	<b>66</b>	<b>2798</b>	<b>42.4</b>	<b>57</b>	<b>6</b>	<b>32</b>	<b>24</b>	<b>12</b>	<b>0</b>
<b>OPPONENTS</b>	<b>92</b>	<b>3785</b>	<b>41.1</b>	<b>58</b>	<b>5</b>	<b>33</b>	<b>15</b>	<b>18</b>	<b>5</b>

KICKOFFS	No.	Yds	Avg	TB	OB	Retn	Net	YdLn
Joey Slye	63	4044	64.2	53	0	203	39.9	25
Brian Johnson	12	758	63.2	6	1	77	44.3	20
<b>Total</b>	<b>75</b>	<b>4802</b>	<b>64.0</b>	<b>59</b>	<b>1</b>	<b>288</b>	<b>40.5</b>	<b>24</b>
<b>Opponents</b>	<b>45</b>	<b>2818</b>	<b>62.6</b>	<b>17</b>	<b>2</b>	<b>613</b>	<b>39.6</b>	<b>25</b>

ALL PURPOSE	G	Rush	Rec	PR	KOR	IR	Tot	Avg/G
Cam Phillips	12	10	964	0	0	0	974	81.2
Travon McMillian	12	439	173	0	240	0	852	71.0
Deshawn McCleave	12	530	66	0	0	0	596	49.7
Sean Savoy	12	116	454	0	0	0	570	47.5
Greg Stroman	13	0	0	397	0	47	444	34.2
Steven Peoples	7	267	79	0	0	0	346	49.4
Eric Kumah	13	0	324	0	0	0	324	24.9
Josh Jackson	13	324	0	0	0	0	324	24.9
Henri Murphy	7	8	153	0	151	0	312	44.6
James Clark	10	6	92	0	173	0	271	27.1
Coleman Fox	10	223	33	0	0	0	256	25.6
Jalen Holston	12	226	-1	0	0	0	225	18.8
Chris Cunningham	13	0	175	0	0	0	175	13.5
Dalton Keene	13	0	167	0	0	0	167	12.8
C.J. Carroll	7	-1	157	4	0	0	160	22.9
Hezekiah Grimsley	12	5	139	0	0	0	144	12.0
AJ Bush	5	129	0	0	0	0	129	25.8
Reggie Floyd	13	0	0	0	0	106	106	8.2
Phil Patterson	5	0	88	0	0	0	88	17.6
Terrell Edmunds	10	0	0	0	0	70	70	7.0
Jovonn Quillen	11	0	0	0	49	0	49	4.5
Samuel Denmark	3	0	28	0	0	0	28	9.3
Anthony Shegog	13	0	22	0	0	0	22	1.7
Adonis Alexander	9	0	0	0	0	18	18	2.0
Andrew Motuapuaka	13	0	0	0	0	18	18	1.4
Trevon Hill	13	0	0	0	0	8	8	0.6
Deon Newsome	13	0	0	7	0	0	7	0.5
Bryce Watts	13	0	0	5	0	0	5	0.4
Kalil Pimpleton	5	4	0	0	0	0	4	0.8
TEAM	13	-32	0	0	0	0	-32	-2.5
<b>TOTAL</b>	<b>13</b>	<b>2254</b>	<b>3113</b>	<b>413</b>	<b>613</b>	<b>267</b>	<b>6660</b>	<b>512.3</b>
<b>OPPONENTS</b>	<b>13</b>	<b>1554</b>	<b>2597</b>	<b>47</b>	<b>288</b>	<b>126</b>	<b>4612</b>	<b>354.8</b>



OSCAR BRADBURN



# 2017 STATISTICS

## DEFENSIVE LEADERS

	GP	Tackles				Sacks		Pass Def			Fumbles		Blkd Kick	Saf
		Solo	Ast	Total	TFL/Yds	No-Yards	Int-Yds	BrUp	QBH	Rcv-Yds	FF			
Tremaine Edmunds	13-13	60	49	109	14.0-52	5.5-31	.	2	4	.	3	.	.	
Andrew Motuapuaka	13-13	46	46	92	11.5-30	3.5-15	1-18	7	6	1-0	1	.	.	
Reggie Floyd	13-12	44	28	72	3.0-9	.	3-106	1	2	.	2	.	.	
Mook Reynolds	12-11	44	26	70	9.0-35	1.5-12	.	1	4	.	1	.	.	
Terrell Edmunds	10-10	29	30	59	2.5-16	1.5-15	2-70	4	1	.	.	.	.	
Trevon Hill	13-12	24	22	46	9.5-55	5.5-38	1-8	.	7	2-0	1	.	.	
Ricky Walker	13-13	19	22	41	12.5-49	4.5-28	.	1	6	1-12	.	.	.	
Tim Settle	13-13	21	15	36	12.5-37	4.0-16	.	1	2	.	.	1	.	
Adonis Alexander	9-2	23	4	27	2.0-8	1.0-7	1-18	4	.	.	1	.	.	
Anthony Shegog	13-1	17	7	24	3.0-12	.	.	1	2	.	1	1	.	
Vinny Mihota	11-11	10	14	24	3.5-16	1.5-10	.	.	2	.	.	.	.	
Houshun Gaines	12-2	17	7	24	7.0-26	3.0-19	.	1	2	1-0	.	.	.	
Greg Stroman	13-13	14	6	20	.	.	4-47	11	.	.	.	.	.	
Brandon Facyson	13-11	14	5	19	2.0-5	.	.	5	.	.	.	.	.	
Deon Newsome	13-3	9	7	16	1.0-2	.	.	1	.	.	.	1	.	
Jarrod Hewitt	10-0	6	7	13	2.0-4	.	.	.	1	1-0	.	.	.	
Khalil Ladler	13-2	4	8	12	2.0-2	.	.	1	.	.	1	1	.	
Divine Deablo	4-0	6	2	8	1.5-6	0.5-5	1-0	3	.	.	.	.	.	
Sean Huelskamp	13-0	6	2	8	.	.	.	.	1	.	.	.	.	
Bryce Watts	13-0	4	1	5	.	.	.	1	.	.	.	.	.	
Jovonn Quillen	11-0	3	2	5	.	.	.	1	.	.	.	2	.	
Emmanuel Belmar	10-1	2	2	4	1.0-1	.	.	.	2	.	.	.	.	
Dylan Rivers	7-0	2	1	3	.	.	.	.	.	.	.	.	.	
Joey Slye	11-0	2	1	3	.	.	.	.	.	.	.	.	.	
Xavier Burke	7-0	.	3	3	0.5-1	.	.	.	1	.	.	.	.	
Jimmie Taylor	7-0	1	1	2	0.5-1	.	.	.	.	.	.	.	.	
Travon McMillian	12-9	2	.	2	.	.	.	.	.	.	.	.	.	
Dalton Keene	13-12	.	2	2	.	.	.	.	.	.	.	.	.	
Trey Skeens	5-0	.	1	1	.	.	.	.	.	.	.	.	.	
Josh Jackson	13-13	1	.	1	.	.	.	.	.	.	.	.	.	
Devon Hunter	10-0	.	1	1	.	.	.	.	.	.	.	.	.	
Parker Osterloh	7-5	1	.	1	.	.	.	.	.	.	.	.	.	
Yosuah Nijman	9-8	.	1	1	.	.	.	.	.	.	.	.	.	
Raymon Minor	4-0	.	1	1	0.5-1	.	.	.	.	.	.	.	.	
D'Andre Plantin	7-0	1	.	1	.	.	.	.	.	.	.	.	.	
Wyatt Teller	13-13	1	.	1	.	.	.	.	.	.	.	.	.	
<b>TOTAL</b>	<b>13-0</b>	<b>433</b>	<b>324</b>	<b>757</b>	<b>101-368</b>	<b>32-196</b>	<b>13-267</b>	<b>46</b>	<b>43</b>	<b>6-12</b>	<b>11</b>	<b>6</b>	.	
<b>OPPONENTS</b>	<b>13-0</b>	<b>527</b>	<b>540</b>	<b>1067</b>	<b>68.0-250</b>	<b>23-150</b>	<b>9-126</b>	<b>45</b>	<b>42</b>	<b>5-40</b>	<b>4</b>	<b>1</b>	.	



**REGGIE FLOYD**

# Participation

NO.	PLAYER	GP/GS	WVU	DEL	ECU	ODU	CU	BC	UNC	DUKE	MIAMI	GT	PITT	UVA	OSU
36	Alexander, A	9/2	START	START	...	...	XXX	XXX	XXX	XXX	XXX	...	...	XXX	XXX
23	Ashby, R	13/-	XXX	XXX	XXX	XXX	XXX	XXX	XXX	XXX	XXX	XXX	XXX	XXX	XXX
1D	Beckett, T	2/-	XXX	XXX	...	...	...	...	...	...	...	...	...	...	...
4D	Belmar, E	10/1	XXX	XXX	XXX	XXX	XXX	XXX	XXX	XXX	XXX	...	...	START	...
91	Bradburn, O	13/-	XXX	XXX	XXX	XXX	XXX	XXX	XXX	XXX	XXX	XXX	XXX	XXX	XXX
43	Burke, X	7/-	...	...	XXX	XXX	...	XXX	XXX	XXX	XXX	...	...	XXX	...
6Q	Bush, AJ	5/-	...	...	XXX	XXX	...	...	XXX	...	...	XXX	XXX	...	...
52	Cannon, A	3/-	...	...	XXX	XXX	...	...	...	XXX	...	...	...	...	...
86	Carroll, C.J.	7/1	START	XXX	XXX	XXX	XXX	...	...	...	...	...	...	XXX	XXX
61	Chung, K	13/13	START	START	START	START	START	START	START	START	START	START	START	START	START
89	Clark, J	10/1	XXX	XXX	START	...	...	...	XXX	XXX	XXX	XXX	XXX	XXX	XXX
1Q	Click, J	1/-	...	...	XXX	...	...	...	...	...	...	...	...	...	...
85	Cunningham, C	13/3	START	START	XXX	XXX	XXX	XXX	XXX	XXX	XXX	XXX	XXX	XXX	START
39	Daniel, S	4/-	...	...	XXX	XXX	...	XXX	XXX	...	...	...	...	...	...
7D	Deablo, D	4/-	XXX	XXX	XXX	XXX	...	...	...	...	...	...	...	...	...
9	Deluliis, D	1/-	...	...	...	...	...	XXX	...	...	...	...	...	...	...
81	Denmark, S	3/-	...	...	XXX	XXX	...	...	XXX	...	...	...	...	...	...
22	Edmunds, Te	10/10	START	START	START	START	START	START	START	START	START	START	...	...	...
49	Edmunds, Tr	13/13	START	START	START	START	START	START	START	START	START	START	START	START	START
31	Facyson, B	13/11	XXX	XXX	START	START	START	START	START	START	START	START	START	START	START
21	Floyd, R	13/12	START	START	START	START	START	START	START	START	START	START	XXX	START	START
16	Fox, C	10/-	...	...	XXX	XXX	XXX	XXX	XXX	XXX	...	XXX	XXX	XXX	XXX
47	Fullwood, D	12/-	XXX	XXX	XXX	XXX	XXX	XXX	XXX	...	XXX	XXX	XXX	XXX	XXX
11	Gaines, H	12/2	XXX	XXX	XXX	XXX	...	XXX	XXX	XXX	XXX	XXX	XXX	START	START
64	Gallo, E	13/13	START	START	START	START	START	START	START	START	START	START	START	START	START
48	Griffith, D	11/-	...	...	XXX	XXX	XXX	XXX	XXX	XXX	XXX	XXX	XXX	XXX	XXX
19	Grimsley, H	12/1	...	XXX	XXX	XXX	XXX	XXX	XXX	XXX	XXX	XXX	XXX	START	START
55	Hewitt, J	10/-	XXX	XXX	XXX	XXX	...	XXX	XXX	XXX	XXX	XXX	...	...	XXX
94	Hill, T	13/12	START	START	START	START	START	START	START	START	START	START	START	XXX	START
13	Holston, J	12/1	XXX	XXX	XXX	...	XXX	XXX	XXX	XXX	XXX	XXX	START	XXX	XXX
75	Hoyt, Z	3/-	...	...	XXX	XXX	...	...	XXX	...	...	...	...	...	...
56	Huelskamp, S	13/-	XXX	XXX	XXX	XXX	XXX	XXX	XXX	XXX	XXX	XXX	XXX	XXX	XXX
7	Hunter, D	10/-	XXX	XXX	XXX	...	...	XXX	XXX	XXX	XXX	XXX	...	XXX	XXX
17	Jackson, J	13/13	START	START	START	START	START	START	START	START	START	START	START	START	START
71	Jackson, T.J.	2/-	...	...	XXX	...	...	...	XXX	...	...	...	...	...	...
93	Johnson, B	5/-	...	...	XXX	...	...	...	XXX	...	...	XXX	XXX	XXX	...
29	Keene, D	13/12	XXX	START	START	START	START	START	START	START	START	START	START	START	START
83	Kumah, E	13/8	XXX	XXX	XXX	XXX	XXX	START	START	START	START	START	START	START	START
9D	Ladler, K	13/2	XXX	XXX	XXX	XXX	XXX	XXX	XXX	XXX	XXX	XXX	XXX	START	START
33	McCleave, D	12/1	XXX	XXX	XXX	XXX	XXX	XXX	...	XXX	XXX	XXX	XXX	XXX	START
34	McMillian, T	12/9	START	START	START	START	START	START	START	START	START	START	START	XXX	...
99	Mihota, V	11/11	START	START	START	START	START	START	START	START	START	START	START	...	...
18	Minor, R	4/-	...	XXX	XXX	XXX	...	...	...	...	...	...	...	XXX	...
77	Moore, D	2/-	...	...	XXX	XXX	...	...	...	...	...	...	...	...	...
54	Motuapuaka, A	13/13	START	START	START	START	START	START	START	START	START	START	START	START	START
95	Mummau, C	1/-	...	...	...	...	...	...	...	...	...	...	...	...	XXX
12	Murphy, H	7/2	...	...	XXX	START	START	XXX	XXX	...	...	...	...	XXX	XXX
20	Newsome, D	13/3	XXX	XXX	XXX	XXX	XXX	XXX	XXX	XXX	XXX	XXX	START	START	START
69	Nijman, Y	9/8	START	START	START	START	START	START	START	START	START	START	START	...	...
67	Osterloh, P	7/5	...	...	...	...	...	...	XXX	XXX	START	START	START	START	START
8W	Patterson, P	5/-	...	...	...	...	...	...	XXX	...	...	XXX	XXX	XXX	XXX
27	Payne, S	1/-	...	...	XXX	...	...	...	...	...	...	...	...	...	...
32	Peoples, S	7/2	XXX	XXX	XXX	XXX	...	...	START	...	...	...	...	START	XXX
80	Pettit, C	12/-	XXX	XXX	...	XXX	XXX	XXX	XXX	XXX	XXX	XXX	XXX	XXX	XXX
74	Pfaff, B	13/13	START	START	START	START	START	START	START	START	START	START	START	START	START
5	Phillips, C	12/12	START	START	START	START	START	START	START	START	START	START	START	START	...
88	Pimpton, K	5/-	...	XXX	XXX	XXX	...	XXX	XXX	...	...	...	...	...	...
62	Plantin, D	7/-	XXX	XXX	XXX	XXX	...	XXX	XXX	...	...	...	...	XXX	XXX
26	Quillen, J	11/-	...	...	XXX	XXX	XXX	XXX	XXX	XXX	XXX	XXX	XXX	XXX	XXX
6	Reynolds, M	12/11	START	START	START	START	START	START	START	START	START	START	START	...	XXX
4R	Rivers, D	7/-	...	...	XXX	...	...	XXX	XXX	...	...	XXX	XXX	XXX	XXX
2	Rodgers, T	7/-	...	...	XXX	XXX	XXX	XXX	XXX	...	XXX	...	...	XXX	XXX
15	Savoy, S	12/12	START	START	START	START	START	START	START	START	START	START	START	...	START
2D	Seisay, I	1/-	...	...	...	XXX	...	...	...	...	...	...	...	...	...
4S	Settle, T	13/13	START	START	START	START	START	START	START	START	START	START	START	START	START
25	Shegog, A	13/1	XXX	XXX	XXX	XXX	XXX	XXX	XXX	XXX	XXX	START	XXX	XXX	XXX
40	Skeens, T	5/-	XXX	XXX	...	...	XXX	...	XXX	...	...	XXX	...	...	...
46	Slye, Joey	11/-	XXX	XXX	XXX	XXX	XXX	XXX	XXX	XXX	XXX	XXX	...	...	XXX
79	Smith, T	13/-	XXX	XXX	XXX	XXX	XXX	XXX	XXX	XXX	XXX	XXX	XXX	XXX	XXX
3	Stroman, G	13/13	START	START	START	START	START	START	START	START	START	START	START	START	START
87	Taylor, C	13/-	XXX	XXX	XXX	XXX	XXX	XXX	XXX	XXX	XXX	XXX	XXX	XXX	XXX
96	Taylor, J	7/-	XXX	XXX	XXX	XXX	...	...	XXX	...	...	XXX	...	XXX	...
57	Teller, W	13/13	START	START	START	START	START	START	START	START	START	START	START	START	START
8	Walker, R	13/13	START	START	START	START	START	START	START	START	START	START	START	START	START
28	Watts, B	13/-	XXX	XXX	XXX	XXX	XXX	XXX	XXX	XXX	XXX	XXX	XXX	XXX	XXX

Starts indicated by START; XXX - Played; ... - Did Not Play

STAFF  
HOKIES  
REVIEW  
HISTORY  
PROS  
BEAMER  
MEDIA



# 2017 Specialty Stats

## VIRGINIA TECH TAKEAWAYS

Date	Opponent	Takeaway	Qtr.	Yd-Line	Result
9/3	West Virginia	T. Hill-INT	2nd	VT20	Punt
9/9	Delaware	Te. Edmunds-INT	3rd	VT13	Fumble
9/9	Delaware	T. Hill-FR	4th	UD10	Field Goal
9/16	East Carolina	G. Stroman-INT	2nd	ECU38	Field Goal
9/16	East Carolina	A. Motuapuaka-FR	3rd	ECU32	TD
9/16	East Carolina	J. Hewitt-FR	4th	ECU34	Field Goal
9/23	Old Dominion	D. Deablo-INT	2nd	ODU41	TD
10/21	North Carolina	R. Walker-FR	1st	NC12	TD
10/21	North Carolina	R. Floyd-INT	2nd	VT31	TD
10/21	North Carolina	A. Motuapuaka-INT	3rd	NC33	TD
10/28	Duke	Te. Edmunds-INT	1st	VT32	Punt
10/28	Duke	T. Hill-FR	1st	DU19	FG
11/4	Miami	A. Alexander-INT	2nd	VT15	Fumble
11/4	Miami	R. Floyd-INT	3rd	VT46	TD
11/4	Miami	G. Stroman-INT	3rd	VT44	Downs
11/11	Georgia Tech	G. Stroman-INT	4th	GT24	TD
11/18	Pitt	R. Floyd-INT	1st	VT25	FG
11/18	Pitt	G. Stroman-INT	4th	VT48	TD
11/24	Virginia	H. Gaines-FR	3rd	VA40	TD

## OPPONENTS TAKEAWAYS

Date	Opponent	Takeaway	Qtr.	Yd-Line	Result
9/9	Delaware	M. Brown-FR	3rd	UD17	Punt
9/23	Old Dominion	S. Carter-INT	2nd	ODU14	INT
9/30	Clemson	D. O'Daniel-FR	3rd	CU49	TD
9/30	Clemson	D. O'Daniel-INT	4th	VT22	TD
9/30	Clemson	A. Bryant-INT	4th	CU40	Punt
10/7	Boston College	I. Yiadom-INT	1st	VT34	Missed FG
11/4	Miami	R. McIntosh-FR	2nd	UM14	End of Quarter
11/4	Miami	J. Johnson-INT	3rd	UM24	TD
11/4	Miami	J. Garvin-FR	4th	VT31	Punt
11/4	Miami	S. Redwine-INT	4th	UM0	End of Game
11/18	Pitt	A. Maddox-INT	2nd	VT48	Missed FG
11/24	Virginia	J. Thornhill-INT	2nd	VA41	Missed FG
12/28	Oklahoma State	R. Richards-FR	2nd	OSU9	FG
12/28	Oklahoma State	D. Curry-INT	4th	OSU24	Downs

## TURNOVER SUMMARY

Date	Opponent	Points		Points		TO Margin	Points Off Margin
		Takeaways	Off	Giveaways	Off		
9/3	West Virginia	1	0	0	0	+1	0
9/9	Delaware	2	3	1	0	+1 (+2)	+3 (+3)
9/16	East Carolina	3	17	0	0	+3 (+5)	+17 (+20)
9/23	Old Dominion	1	7	1	0	0 (+5)	+7 (+27)
9/30	Clemson	0	0	3	14	-3 (+2)	-14 (+13)
10/7	Boston College	0	0	1	0	-1 (+1)	0 (+13)
10/21	North Carolina	3	21	0	0	+3 (+4)	+21 (+34)
10/28	Duke	2	3	0	0	+2 (+6)	+3 (+37)
11/4	Miami	3	7	4	7	-1 (+5)	0 (+37)
11/11	Georgia Tech	1	7	0	0	+1 (+6)	+7 (+44)
11/18	Pitt	2	10	1	0	+1 (+7)	+10 (+54)
11/24	Virginia	1	7	1	0	0 (+7)	+7 (+61)
11/28	Oklahoma State	0	0	2	3	-2 (+5)	-3 (+58)
<b>Totals</b>		<b>19</b>	<b>82</b>	<b>14</b>	<b>24</b>	<b>+5</b>	<b>+58</b>



# 2017 Superlatives

## INDIVIDUAL GAME HIGHS

<b>Rushes</b>	22	Steven Peoples at Virginia (Nov 24, 2017)
<b>Yards Rushing</b>	124	Deshawn McCleave vs Oklahoma State (Dec 28, 2017)
<b>TD Rushes</b>	2	Josh Jackson vs Oklahoma State (Dec 28, 2017)
<b>Long Rush</b>	46	Josh Jackson vs West Virginia (Sep 03, 2017)
<b>Pass attempts</b>	44	Josh Jackson vs Clemson (Sep 30, 2017)
<b>Pass completions</b>	29	Josh Jackson vs Clemson (Sep 30, 2017)
<b>Yards Passing</b>	372	Josh Jackson at East Carolina (Sep 16, 2017)
<b>TD Passes</b>	5	Josh Jackson at East Carolina (Sep 16, 2017)
<b>Long Pass</b>	70	Josh Jackson at East Carolina (Sep 16, 2017)
<b>Receptions</b>	14	Cam Phillips at East Carolina (Sep 16, 2017)
<b>Yards Receiving</b>	189	Cam Phillips at East Carolina (Sep 16, 2017)
<b>TD Receptions</b>	3	Cam Phillips at East Carolina (Sep 16, 2017)
<b>Long Reception</b>	70	Travon McMillian at East Carolina (Sep 16, 2017)
<b>Field Goals</b>	3	Joey Slye at East Carolina (Sep 16, 2017) Joey Slye at Boston College (Oct 07, 2017)
<b>Long Field Goal</b>	50	Joey Slye vs Delaware (Sep 09, 2017) Joey Slye at Miami (Nov 04, 2017)
<b>Punts</b>	8	Oscar Bradburn vs West Virginia (Sep 03, 2017)
<b>Punting Avg</b>	46.5	Oscar Bradburn vs West Virginia (Sep 03, 2017)
<b>Long Punt</b>	57	Oscar Bradburn at Virginia (Nov 24, 2017)
<b>Punts inside 20</b>	4	Oscar Bradburn vs North Carolina (Oct 21, 2017) Oscar Bradburn vs Duke (Oct 28, 2017)
<b>Long Punt Return</b>	91	Greg Stroman vs North Carolina (Oct 21, 2017)
<b>Long Kickoff Return</b>	70	Travon McMillian at Georgia Tech (Nov 11, 2017)
<b>Tackles</b>	14	Tremaine Edmunds vs Delaware (Sep 09, 2017)
<b>Sacks</b>	2.0	Tremaine Edmunds at Virginia (Nov 24, 2017)
<b>Tackles For Loss</b>	4.0	Tremaine Edmunds vs Delaware (Sep 09, 2017)
<b>Interceptions</b>	1	Trevon Hill vs West Virginia (Sep 03, 2017) Terrell Edmunds vs Delaware (Sep 09, 2017) Greg Stroman at East Carolina (Sep 16, 2017) Divine Deablo vs Old Dominion (Sep 23, 2017) Andrew Motuapuaka vs North Carolina (Oct 21, 2017) Reggie Floyd vs North Carolina (Oct 21, 2017) Terrell Edmunds vs Duke (Oct 28, 2017) Adonis Alexander at Miami (Nov 04, 2017) Reggie Floyd at Miami (Nov 04, 2017) Greg Stroman at Miami (Nov 04, 2017) Greg Stroman at Georgia Tech (Nov 11, 2017) Reggie Floyd vs Pitt (Nov 18, 2017) Greg Stroman vs Pitt (Nov 18, 2017)

## TEAM GAME HIGHS

<b>Rushes</b>	62	at East Carolina (Sep 16, 2017)
<b>Yards Rushing</b>	287	at East Carolina (Sep 16, 2017)
<b>Yards Per Rush</b>	5.2	vs West Virginia (Sep 03, 2017)
<b>TD Rushes</b>	3	vs West Virginia (Sep 03, 2017) at East Carolina (Sep 16, 2017)
<b>Pass attempts</b>	45	vs Clemson (Sep 30, 2017)
<b>Pass completions</b>	30	vs Clemson (Sep 30, 2017)
<b>Yards Passing</b>	388	at East Carolina (Sep 16, 2017)
<b>Yards Per Pass</b>	11.8	at East Carolina (Sep 16, 2017)
<b>TD Passes</b>	5	at East Carolina (Sep 16, 2017)
<b>Total Plays</b>	95	at East Carolina (Sep 16, 2017)
<b>Total Offense</b>	675	at East Carolina (Sep 16, 2017)
<b>Yards Per Play</b>	7.1	at East Carolina (Sep 16, 2017)
<b>Points</b>	64	at East Carolina (Sep 16, 2017)
<b>Sacks By</b>	6	vs North Carolina (Oct 21, 2017)
<b>First Downs</b>	34	at East Carolina (Sep 16, 2017)
<b>Penalties</b>	9	at Boston College (Oct 07, 2017)
<b>Penalty Yards</b>	69	at East Carolina (Sep 16, 2017)
<b>Turnovers</b>	4	at Miami (Nov 04, 2017)
<b>Interceptions By</b>	3	at Miami (Nov 04, 2017)
<b>Punts</b>	8	vs West Virginia (Sep 03, 2017)
<b>Punting Avg</b>	46.5	vs West Virginia (Sep 03, 2017)

<b>Long Punt</b>	57	at Virginia (Nov 24, 2017)
<b>Punts inside 20</b>	4	vs North Carolina (Oct 21, 2017) vs Duke (Oct 28, 2017)
<b>Long Punt Return</b>	91	vs North Carolina (Oct 21, 2017)

## OPPONENT INDIVIDUAL GAME HIGHS

<b>Rushes</b>	23	Hill, Justice, vs Oklahoma State (Dec 28, 2017)
<b>Yards Rushing</b>	120	Hill, Justice, vs Oklahoma State (Dec 28, 2017)
<b>TD Rushes</b>	2	Marshall, T., at Georgia Tech (Nov 11, 2017)
<b>Long Rush</b>	69	Cottrell, N., at Georgia Tech (Nov 11, 2017)
<b>Pass attempts</b>	53	Grier, Will, vs West Virginia (Sep 03, 2017)
<b>Pass completions</b>	31	Grier, Will, vs West Virginia (Sep 03, 2017)
<b>Yards Passing</b>	371	Grier, Will, vs West Virginia (Sep 03, 2017)
<b>TD Passes</b>	3	Grier, Will, vs West Virginia (Sep 03, 2017)
<b>Long Pass</b>	80	Marshall, T., at Georgia Tech (Nov 11, 2017)
<b>Receptions</b>	13	Jennings Jr., G, vs West Virginia (Sep 03, 2017)
<b>Yards Receiving</b>	189	Jennings Jr., G, vs West Virginia (Sep 03, 2017)
<b>TD Receptions</b>	2	Sills V, David, vs West Virginia (Sep 03, 2017)
<b>Long Reception</b>	80	Jeune, R., at Georgia Tech (Nov 11, 2017)
<b>Field Goals</b>	3	Ammendola, Matt, vs Oklahoma State (Dec 28, 2017)
<b>Long Field Goal</b>	38	Ammendola, Matt, vs Oklahoma State (Dec 28, 2017)
<b>Punts</b>	10	Nick Pritchard, vs Delaware (Sep 09, 2017) CATE, Bailey, vs Old Dominion (Sep 23, 2017) Sheldon, T, vs North Carolina (Oct 21, 2017)
<b>Punting Avg</b>	49.8	Winslow, R., vs Pitt (Nov 18, 2017)
<b>Long Punt</b>	58	Sheldon, T, vs North Carolina (Oct 21, 2017)
<b>Punts inside 20</b>	3	CATE, Bailey, vs Old Dominion (Sep 23, 2017)
<b>Long Punt Return</b>	21	Stewart, B., at Georgia Tech (Nov 11, 2017)
<b>Long Kickoff Return</b>	33	Wilson, S, vs Duke (Oct 28, 2017)
<b>Tackles</b>	19	Kiser, M, at Virginia (Nov 24, 2017)
<b>Sacks</b>	3.0	Landry, H, at Boston College (Oct 07, 2017)
<b>Tackles For Loss</b>	3.0	Allen, Z, at Boston College (Oct 07, 2017) Landry, H, at Boston College (Oct 07, 2017)
<b>Interceptions</b>	1	CARTER, Sean, vs Old Dominion (Sep 23, 2017) O'DANIEL, vs Clemson (Sep 30, 2017) A. BRYANT, vs Clemson (Sep 30, 2017) Yiadom, I, at Boston College (Oct 07, 2017) Johnson, J, at Miami (Nov 04, 2017) Redwine, S, at Miami (Nov 04, 2017) Maddox, A., vs Pitt (Nov 18, 2017) Thornhill, J, at Virginia (Nov 24, 2017) Curry, Darius, vs Oklahoma State (Dec 28, 2017)

## OPPONENT TEAM GAME HIGHS

<b>Rushes</b>	57	at Georgia Tech (Nov 11, 2017)
<b>Yards Rushing</b>	261	at Georgia Tech (Nov 11, 2017)
<b>Yards Per Rush</b>	6.3	vs West Virginia (Sep 03, 2017)
<b>TD Rushes</b>	2	vs Clemson (Sep 30, 2017) at Miami (Nov 04, 2017) at Georgia Tech (Nov 11, 2017)
<b>Pass attempts</b>	54	vs West Virginia (Sep 03, 2017)
<b>Pass completions</b>	31	vs West Virginia (Sep 03, 2017)
<b>Yards Passing</b>	371	vs West Virginia (Sep 03, 2017)
<b>Yards Per Pass</b>	17.5	at Georgia Tech (Nov 11, 2017)
<b>TD Passes</b>	3	vs West Virginia (Sep 03, 2017)
<b>Total Plays</b>	89	vs West Virginia (Sep 03, 2017)
<b>Total Offense</b>	592	vs West Virginia (Sep 03, 2017)
<b>Yards Per Play</b>	7.6	vs Oklahoma State (Dec 28, 2017)
<b>Points</b>	31	vs Clemson (Sep 30, 2017)
<b>Sacks By</b>	5	at Boston College (Oct 07, 2017)
<b>First Downs</b>	29	vs West Virginia (Sep 03, 2017)
<b>Penalties</b>	14	vs North Carolina (Oct 21, 2017)
<b>Penalty Yards</b>	100	vs North Carolina (Oct 21, 2017)
<b>Turnovers</b>	3	at East Carolina (Sep 16, 2017) vs North Carolina (Oct 21, 2017) at Miami (Nov 04, 2017)
<b>Interceptions By</b>	2	vs Clemson (Sep 30, 2017) at Miami (Nov 04, 2017)
<b>Punts</b>	11	vs North Carolina (Oct 21, 2017)
<b>Punting Avg</b>	46.2	vs Pitt (Nov 18, 2017)
<b>Long Punt</b>	58	vs North Carolina (Oct 21, 2017)
<b>Punts inside 20</b>	3	vs Old Dominion (Sep 23, 2017)
<b>Long Punt Return</b>	21	at Georgia Tech (Nov 11, 2017)



# 2017 Game-By-Game



**GAME ONE**

22	<b>WEST VIRGINIA</b>	24
21	<b>VIRGINIA TECH</b>	31

FEDEXFIELD • LANDOVER, MD. • SEPT. 3, 2017 • ATT: 67,489

Virginia Tech quarterback Josh Jackson threw a touchdown pass and ran for a touchdown pass in his collegiate debut and Cam Phillips had a career-high 138 yards receiving to lift the No. 21 Hokies to a 31-24 victory over No. 22 West Virginia in the season opener Friday evening at FedExField.

Renewing a rivalry that had been dormant since 2005, the Hokies and Mountaineers went back and forth in the second half before Tech scored late to give the Hokies their eighth win over the Mountaineers in the past 11 meetings.

"I don't know where to start," Tech coach Justin Fuente said. "I thought it was a well-played football game for both teams. There was back and forth, and yards were hard to come by early in the game. Then it seemed like there was a spell there in the second half when both teams were moving the ball well, going back and forth.

"I thought there were a bunch of people that contributed. Obviously, our coaching staff, and I think about the individual players. The guys on special teams doing these jobs, the guys on offense and defense contributing and we found a way to win the ball game."

With the game tied at 24, the Hokies took over at their own 18, and Jackson went to work. A 12-yard run, a 22-yard pass to Sean Savoy and a 46-yard run to the West Virginia 2 ultimately set up Travon McMillian's 3-yard touchdown run with 6:30 to go that gave Tech a 31-24 lead.

West Virginia drove to the Tech 15 in the waning moments. With 2 seconds to go, WVU quarterback Will Grier threw a pass that fell incomplete in the back corner of the end zone. A West Virginia holding penalty would have negated the play anyway, and the Hokies celebrated.

Jackson, a redshirt freshman from Ann Arbor, Michigan, completed 15 of 26 for 235 yards and a score. He also rushed for 101 yards on a night when Tech finished with 469 yards of total offense – and perhaps more importantly, no turnovers.

Phillips caught seven passes for 138 yards and a touchdown.

Grier threw for 371 yards and three scores for the Mountaineers.

**GAME NOTES**

- Trevon Hill's first-half interception marked the first by a Tech defensive lineman since Corey Marshall intercepted a pass against Pittsburgh in 2014.
- Phillips' 138 yards receiving yards surpassed his previous career high of 115, which came in the Hokies' 35-24 victory over Arkansas in the Belk Bowl. The performance marked the third time in his career in which he registered more than 100 yards receiving.
- McMillian recorded his 15th career rushing touchdown when he scored what turned out to be the game winner against the Mountaineers. His 15 career rushing touchdowns rank fourth in the ACC among active players.
- Joey Slye registered a field goal and four extra points for a total of seven points. He now has 328 career points and needs just nine points to move past Lee Suggs into second place on Tech's all-time list. He also needs just five field goals to move past Shayne Graham into the top spot for career field goals made. Graham hit 68 during his career from 1996-99.
- Braxton Pfaff got the call at right guard for the Hokies, and the redshirt junior made his first career start. Others making their first career starts included Jackson, Sean Savoy, Chris Cunningham, Tim Settle and Reggie Floyd.

**SCORING**

	<b>1</b>	<b>2</b>	<b>3</b>	<b>4</b>	<b>F</b>
West Virginia	0	7	10	7	- 24
Virginia Tech	3	7	14	7	- 31

- VT (6:10 - 1st)** - Slye 25 yd Field Goal
- WVU (5:37 - 2nd)** - Sills V 11 yd Pass From Grier (Molina Kick)
- VT (:27 - 2nd)** - Jackson 5 yd Rush (Slye Kick)
- WVU (11:25 - 3rd)** - Molina 34 yd Field Goal
- VT (9:51 - 3rd)** - McCleave 12 yd Rush (Slye Kick)
- WVU (2:18 - 3rd)** - Sills V 10 yd Pass From Grier (Molina Kick)
- VT (2:02 - 3rd)** - Phillips 32 yd Pass From Jackson (Slye Kick)
- WVU (12:37 - 4th)** - Jennings Jr. 60 yd Pass From Grier (Molina Kick)
- VT (6:30 - 4th)** - McMillian 3 yd Rush (Slye Kick)

**TEAM STATS**

	<b>VT</b>	<b>WVU</b>
First downs	21	29
Rushing yds.	45-234	35-221
Passing yds.	235	371
Return yds.	98	-3
Passes	15-27-0	31-54-0
Punts-avg.	8-46.5	9-36.0
Fumbles-lost	0-0	1-0
Penalties-yds.	5-35	9-81
Time of poss.	31:00	29:00

**INDIVIDUAL STATS**

**Rushing** — VT: Jackson 11-101, McCleave 8-51, Peoples 13-39, McMillian 9-34, Savoy 3-6, James 1-3; WVU: Crawford 13-106, Grier 11-52, McKoy 8-50, Pettaway 2-19, Bush 1 (-6).

**Passing** — VT: Jackson 15-26-0 235, Phillips 0-1-0-0; WVU: Grier 31-53-1 371, Team 1 0-1-0.

**Receiving** — VT: Phillips 7-138, Savoy 4-42, Carroll 2-13, Cunningham 1-39, McMillian 1-3; WVU: Jennings Jr. 13-189, Sills V 9-94, White 4-74, McKoy 2-4, Roberson Jr. 1-7, Bush 1-4, Crawford 1--1.

**GAME TWO**



<b>DELAWARE</b>	0
18 <b>VIRGINIA TECH</b>	27

LANE STADIUM • BLACKSBURG, VA. • SEPT. 9, 2017 • ATT: 62,526

Greg Stroman returned a punt for a touchdown, Josh Jackson threw two touchdown passes and the Hokies' defense recorded a shutout, lifting No. 18 Virginia Tech to a 27-0 victory over Delaware in a non-conference game at Lane Stadium on Saturday.

With the win, the Hokies moved to 2-0 on the season and 52-4 against non-conference opponents at Lane Stadium since 1996. Delaware fell to 1-1 on the year.

Tech's defense held the Blue Hens to just 223 yards in helping coordinator Bud Foster record his 32nd shutout since taking over as the sole coordinator in 1996.

"It's hard to do nowadays," Foster said. "I think Delaware has an outstanding football program. I felt going into this game ... I've known Danny [Rocco] for a long time, and I know he doesn't take that job unless he has a chance to do some special things there. You're talking about a tradition-rich program. They are an experienced program – they got 19 starters returning and a lot of upperclassmen. So yes, I'm proud of our kids and how they played ... It's a credit to our kids."

Stroman broke a scoreless game late in the first quarter when he made a nice cut at the Virginia Tech 45 to dodge a would-be tackler and then went untouched 61 yards for the score.

"First thing I had to do was catch it," Stroman said. "When I first looked upfield, a lot of guys just hadn't been pinned, so I just hit and tried to go forward."

Tech quarterback Josh Jackson threw a 4-yard touchdown pass to Travon McMillian and a 28-yard touchdown strike to Cam Phillips. Jackson completed 16 of 28 for 222 yards and the two scores on the day.

Jackson's production came on a day in which the Hokies' offense sputtered at times. Tech finished with just 303 yards.

"Obviously, we have a lot of things we need to work on, but I'm proud of them and the way that they played," Tech coach Justin Fuente said. "We got to get ready to go for the next one. Delaware, defensively, has a fine scheme. They know it well, they execute it very well and it gave us some problems offensively."

**GAME NOTES**

- Stroman became the first player in Virginia Tech history to return a punt for a touchdown in three consecutive seasons. His three career punt returns for touchdowns rank tied for fourth in school history.
- Stroman's punt return marked Tech's 58th touchdown on special teams since 1987, including the 22nd via punt return.
- The Hokies are now 5-1 in their past six home openers and are 2-0 under Fuente.
- Cam Phillips' 90 receiving yards gives him 2,291 for his career. He moved past Ricky Scales (2,272) into fourth place on Tech's all-time list.
- Joey Slye's 50-yard field goal marked a career high. With two field goals against Delaware, he now needs just four to pass Shayne Graham (1996-99) and become Tech's all-time leader.
- Slye finished with nine points against Delaware, giving him 330 for his career. He needs just seven points to pass Lee Suggs (1999-2002) into second place on Tech's all-time list.

**SCORING**

	<b>1</b>	<b>2</b>	<b>3</b>	<b>4</b>	<b>F</b>
Delaware	0	0	0	0	- 0
Virginia Tech	7	10	0	10	- 27

- VT (2:45 - 1st)** - Stroman 61 yd Punt Return (Slye Kick)
- VT (7:48 - 2nd)** - Slye 50 yd Field Goal
- VT (2:01 - 2nd)** - McMillian 4 yd Pass From Jackson (Joey Slye Kick)
- VT (11:50 - 4th)** - Phillips 28 yd Pass From Jackson (Joey Slye Kick)
- VT (8:59 - 4th)** - Slye 24 yd Field Goal

**TEAM STATS**

	<b>VT</b>	<b>UD</b>
First downs	15	12
Rushing yds.	28-81	46-107
Passing yds.	222	116
Return yds.	59	5
Passes	16-29-0	8-17-1
Punts-avg.	5-45.6	10-39.9
Fumbles-lost	2-1	1-1
Penalties-yds.	2-10	11-84
Time of poss.	23:13	36:47

**INDIVIDUAL STATS**

**Rushing** — VT: Holston 8-32, Jackson 8-19, McMillian 5-15, McCleave 3-7, Peoples 2-6, Carroll 1-2, Team 1 1-0; UD: Jefferson 13-27, Walker 16-26, Williams 7-25, Spruill 2-16, Jarmon 1-7, Kane 7-3.

**Passing** — VT: Jackson 16-28-0 222, Team 0-1-0 0; UD: Walker 8-17-1 116.

**Receiving** — VT: Phillips 6-90, Savoy 4-63, Carroll 3-56, Clark 1-8, McMillian 1-4, McCleave 1-1; UD: Cherry 3-41, Jarmon 1-24, Coleman II 1-22, Jefferson 1-18, Scarff 1-6, Papale 1-5.



**GAME THREE**

**16 VIRGINIA TECH 64**  
**EAST CAROLINA 17**

**DOWDY-FICKLEN • GREENVILLE, N.C. • SEPT. 16, 2017 • ATT: 43,776**

Virginia Tech receiver Cam Phillips set a school record for receptions in a game and quarterback Josh Jackson tied a school record with five touchdown passes to lead the No. 16 Hokies to a 64-17 non-conference victory over East Carolina at Dowdy-Ficklen Stadium on Saturday.

With the win, the Hokies moved to 3-0 on the season. East Carolina fell to 0-3.

Phillips caught 14 passes for 189 yards and three touchdowns. His 14 receptions broke the school record of 13 shared by Nick Cullen (Southern Miss, 1990) and Donald Wayne Snell (Cincinnati, 1985).

Jackson completed 24 of 31 for 372 yards. His five scoring tosses tied the school record previously held by Bryan Randall, who threw five in a triple overtime loss at Syracuse in 2002, and Jerod Evans, who threw five against BC last season.

The Hokies trailed 17-7 in the second quarter, but a 10-yard touchdown pass from Jackson to Phillips started an avalanche of points. Tech scored 50 unanswered, including touchdowns on all five of its third-quarter possessions.

Tech finished with 675 yards of total offense. It scored the most points and recorded the most total offense under head coach Justin Fuente.

**GAME NOTES**

- The Hokies scored on 11 of their 14 possessions against the Pirates. They scored on nine straight possessions at one stretch – with six possessions ending in touchdowns.
- Phillips' 14 receptions gave him 192 for his career and enabled him to move past Jarrett Boykin (2008-11) into second place on the Hokies' all-time list for career receptions. He needs just 19 more to move past Isaiah Ford for the school record.
- Phillips' three touchdown receptions early in the second quarter marked the 13th, 14th and 15th of his career. He moved into a tie for eighth place with Sidney Snell (1978-80) on the school's all-time list.
- Joey Slye's three field goals against the Pirates gave him 69 for his career, enabling him to become Tech's all-time leader in career field goals. Slye broke Shayne Graham's previous mark of 68 set from 1996-99.
- Speaking of Slye, his 15 points against ECU gave him 352 points for his career. He needs just 20 points to move past Graham and become the school's all-time leader in that category.
- Greg Stroman's second-quarter interception marked his first of the season and the sixth of his career. The interception set up a 37-yard field goal by Joey Slye with 1:03 left in the first half that gave the Hokies a 23-17 halftime lead.

SCORING	1	2	3	4	F
Virginia Tech	7	16	34	7	- 64
East Carolina	17	0	0	0	- 17

- ECU (12:53 - 1st)** - Grayson 9 yd Pass From Minshew (Verity Kick)
- VT (8:44 - 1st)** - Peoples 1 yd Rush (Slye Kick)
- ECU (7:55 - 1st)** - Brown 76 yd Pass From Minshew (Verity Kick)
- ECU (2:34 - 1st)** - Verity 35 yd Field Goal
- VT (13:11 - 2nd)** - Phillips 10 yd Pass From Jackson (Slye Kick)
- VT (8:36 - 2nd)** - Slye 25 yd Field Goal
- VT (2:07 - 2nd)** - Slye 34 yd Field Goal
- VT (:43 - 2nd)** - Slye 37 yd Field Goal
- VT (12:53 - 3rd)** - Phillips 31 yd Pass From Jackson (Jackson Pass Failed)
- VT (11:54 - 3rd)** - McMillian 70 yd Pass From Jackson (Slye Kick)
- VT (7:46 - 3rd)** - Phillips 45 yd Pass From Jackson (Slye Kick)
- VT (5:54 - 3rd)** - Savoy 9 yd Pass From Jackson (Slye Kick)
- VT (:40 - 3rd)** - Holston 1 yd Rush (Slye Kick)
- VT (6:50 - 4th)** - Fox 5 yd Rush (Johnson Kick)

TEAM STATS	VT	ECU
First downs	34	12
Rushing yds.	62-287	31-40
Passing yds.	388	241
Return yds.	47	39
Passes	25-33-0	11-30-1
Punts-avg.	2-46.0	6-38.0
Fumbles-lost	5-4	1-1
Penalties-yds.	7-69	6-40
Time of poss.	39:13	20:47

**INDIVIDUAL STATS**

**Rushing** — VT: McMillian 11-72, Bush 5-66, McCleave 11-55, Holston 10-39, Fox 8-34, Peoples 8-26, Carroll 1-5, Savoy 1-1, Clark 2 (-1), Jackson 3 (-5), Team 2 (-5); ECU: Dye 11-31, Scott 9-15, Howe 4-10, Pinnix 4-2, Herring 1-1, Minshew 2 (-19).

**Passing** — VT: Jackson 24-31-0 372, Bush 1-2-0 16; ECU: Minshew 11-30-1 241.

**Receiving** — VT: Phillips 14-189, Savoy 4-30, Murphy 2-29, McMillian 1-70, Clark 1-34, McCleave 1-15, Keene 1-14, Grimsley 1-7; ECU: Brown 4-107, Howe 1-7, Grayson 1-9, Johnson 1-27, Gray 1-11, Dye 1-30, Williams 1-9, Bagget 1-41,



**GAME FOUR**

**OLD DOMINION 0**  
**13 VIRGINIA TECH 38**

**LANE STADIUM • BLACKSBURG, VA. • SEPT. 23, 2017 • ATT: 65,632**

Virginia Tech tailback Steven Peoples scored three touchdowns, including two before halftime, and Tech's defense notched its second shutout of the season, as the No. 13 Hokies gradually pulled away from Old Dominion, winning 38-0 in a non-conference game played Saturday afternoon at Lane Stadium.

With the win, Tech moved to 4-0 on the season – its first 4-0 start since 2011. That year also marked the last time the Hokies won all their non-conference games. Old Dominion fell to 2-2 on the season.

Tech was sluggish for much of the first half, but came up with a big play when backup free safety Divine Deablo intercepted a pass in Old Dominion territory. That play led to a 17-yard touchdown pass from Josh Jackson to Peoples with 6:07 left in the first half.

On the Hokies' next possession, they marched impressively 79 yards in 11 plays. With 40 seconds left before halftime, Peoples scored on a 1-yard run to give Tech a 17-0 lead.

Those two touchdowns drives sparked the Hokies' offense, which scored touchdowns on five of six drives spanning the two halves.

Jackson completed 20 of 30 for 298 yards and three touchdowns, with an interception – his first of the season. Peoples finished with 135 total yards (73 receiving, 62 rushing) of Tech's 582.

Tech's defense allowed Old Dominion to get past midfield just one time in the game. The Hokies held the Monarchs to 149 total yards.

**GAME NOTES**

- The game marked the first multiple-touchdown performance of Peoples' career. The two receiving touchdowns marked the second and third of his career, while his rushing touchdown was his third.
- Tech has now scored 27 points off opponents' turnovers through the first four games.
- Joey Slye added to his nation's-leading touchback total with seven against Old Dominion. He now has 29 for the season.
- Slye continues to inch toward Shayne Graham's career scoring record of 371 points. With eight points against the Monarchs, Slye now has 360 points for his career and needs just 12 points to surpass Graham (1996-99).
- Cam Phillips caught seven passes for 106 yards – his third 100-yard performance of the season. He entered the season with just two such performances.

SCORING	1	2	3	4	F
Old Dominion	0	0	0	0	- 0
Virginia Tech	3	14	14	7	- 38

- VT (5:29 - 1st)** - Slye 31 yd Field Goal
- VT (6:07 - 2nd)** - Peoples 17 yd Pass From Jackson (Slye Kick)
- VT (:40 - 2nd)** - Peoples 1 yd Rush (Slye Kick)
- VT (13:48 - 3rd)** - Peoples 43 yd Pass From Jackson (Slye Kick)
- VT (8:06 - 3rd)** - Carroll 5 yd Pass From Jackson (Slye Kick)
- VT (13:31 - 4th)** - McCleave 5 yd Rush (Slye Kick)

TEAM STATS	VT	ODU
First downs	32	7
Rushing yds.	57-271	24-64
Passing yds.	311	85
Return yds.	64	0
Passes	21-32-1	8-26-1
Punts-avg.	4-36.0	10-41.5
Fumbles-lost	0-0	1-0
Penalties-yds.	2-25	5-35
Time of poss.	38:15	21:45

**INDIVIDUAL STATS**

**Rushing** — VT: Fox 11-66, Peoples 13-62, McMillian 7-41, McCleave 9-35, Bush 4-31, Jackson 10-29, Savoy 1-11, Team 2 (-4); UT: Dobbs 14-106, Hurd 22-99, Fils-Aime 4-19, Kamara 3-9, Byrd 1-5, Kelly 1-4, Dowdy 1 (-3).

**Passing** — VT: Jackson 20-30-1 298, Bush 1-2-0 13; ODU: Williams Jr. 8-26-1 85.

**Receiving** — VT: Phillips 7-106, Peoples 3-73, Carroll 2-10, McCleave 2-23, Savoy 2-28, Cunningham 1-26, Grimsley 1-13, Kumah 1-5, Keene 1-10, Murphy 1-17; ODU: Harper 4-32, Patterson 1-17, Little 1-14, Fulgham 1-13, Simmons 1-9.



# 2017 GAME-BY-GAME

## GAME FIVE



**2 CLEMSON** 31  
**12 VIRGINIA TECH** 17

LANE STADIUM • BLACKSBURG, VA. • SEPT. 30, 2017 • ATT: 65,632

Clemson quarterback Kelly Bryant threw for 186 yards and a touchdown and also rushed for 94 yards, as the No. 2 Tigers knocked off No. 12 Virginia Tech 31-17 in an ACC game played Saturday evening at Lane Stadium.

With the loss, the Hokies fell to 4-1 overall, 0-1 in the ACC. Clemson, the defending national champions, moved to 5-0, 3-0 in league play.

The Tigers grabbed the lead early and never relinquished it, as they scored on their first two possessions. A 23-yard field goal by Alex Spence gave Clemson a 3-0 lead and then a 60-yard touchdown pass from Bryant to Tavien Feaster midway through the first quarter gave the Tigers a 10-0 edge.

The Hokies cut into that on a field goal by Joey Slye with 3:10 left in the first half, but the Tigers quickly answered, marching 75 yards in just 1:51 and scoring on a 1-yard run by C.J. Fuller.

Clemson took a 24-3 lead in the third quarter on a 1-yard run by Tavien Feaster. The Hokies cut it to 24-10 early in the fourth quarter when a 43-yard punt return by Greg Stroman set up a 2-yard touchdown run by Sean Savoy.

The Tigers, though, put the game away nearly three minutes later when Dorian O'Daniel returned an interception 22 yards for the touchdown. Tech committed three turnovers in the game, which led to 14 Clemson points.

Josh Jackson paced the Hokies, completing just 29 of 42 for 251 yards, with a touchdown and two interceptions. Behind Bryant, Clemson finished with 332 yards of offense.

### GAME NOTES

- Cam Phillips' 6-yard catch midway through the first quarter extended his streak of catching at least one pass to a school-record 32 straight games. He broke the record last week against Old Dominion.
- The Hokies have scored in 288 straight games, which ranks as the seventh-longest in FBS history. Tech could move to sixth if it scores next week against Boston College. Tennessee's streak ended at 289 games after the Volunteers were shut out by Georgia.
- Joey Slye's four points against Clemson give him 364 for his career. He needs just eight points to surpass Shayne Graham (1996-99) as the Hokies' all-time leading scorer.
- Stroman's 55 yards on punt returns give him 870 in his career and moved him past Jayron Hosley, John Ludlow and DeAngelo Hall into third place on the school's all-time list.

SCORING	1	2	3	4	F
Clemson	10	7	7	7	31
Virginia Tech	0	3	0	14	17

- CU (9:54 - 1st)** - Spence 23 yd Field Goal
- CU (6:48 - 1st)** - Feaster 60 yd Pass From Bryant (Spence Kick)
- VT (3:10 - 2nd)** - Slye 43 yd Field Goal
- CU (1:19 - 2nd)** - Fuller 1 yd Rush (Spence Kick)
- CU (7:12 - 3rd)** - Feaster 1 yd Rush (Spence Kick)
- VT (14:00 - 4th)** - Savoy 2 yd Rush (Slye Kick)
- CU (11:08 - 4th)** - O'Daniel 22 yd Interception Return (Spence Kick)
- VT (1:32 - 4th)** - Savoy 30 yd Pass From Jackson (Slye Kick)

TEAM STATS	VT	CU
First downs	17	14
Rushing yds.	28-90	43-146
Passing yds.	252	186
Return yds.	138	2
Passes	30-45-2	12-21-0
Punts-avg.	5-43.0	7-37.9
Fumbles-lost	1-1	0-0
Penalties-yds.	4-31	4-20
Time of poss.	30:44	29:16

### INDIVIDUAL STATS

**Rushing** — VT: Fox 5-39, McMillian 6-29, Jackson 9-13, McCleese 3-9, Savoy 2-8, Carroll 3 (-8); CU: Bryant 19-94, Feaster 9-29, Etienne 8-19, Fuller 4-10, McCloud 1-2, Team 1 (-1), Rodgers 1 (-7).

**Passing** — VT: Jackson 29-44-2 251, Bradburn 1-1-0 1, Carroll 0-0-0; CU: Bryant 12-21-0 186.

**Receiving** — VT: PPhillips 7-74, Fox 4-13, Savoy 4-35, Carroll 3-45, Kumah 3-17, Murphy 3-43, McMillian 2-7, McCleese 2-14, Keene 2-4; CU: McCloud 3-35, Richard 3-14, Feaster 2-63, Cain 2-55, Renfrow 2-19.

## GAME SIX



**16 VIRGINIA TECH** 23  
**BOSTON COLLEGE** 10

ALUMNI STADIUM • CHESTNUT HILL, MASS. • OCT. 7, 2017 • ATT: 32,057

Virginia Tech quarterback Josh Jackson threw for 322 yards and a touchdown, and the Hokies' defense held Boston College in check, all in leading No. 16 Virginia Tech to a 23-10 victory over the Eagles in an ACC game played at Alumni Stadium on Saturday evening.

With the win, the Hokies moved to 5-1 overall, 1-1 in the ACC, and they beat Boston College for the eighth time in the past 10 meetings. The Eagles fell to 2-4 overall, 0-3 in league play.

Tech survived an early interception and got on the board midway through the first quarter on a 53-yard touchdown pass from Jackson to Sean Savoy. The two teams later traded field goals before the Hokies opened some breathing room on Travon McMillian's 23-yard touchdown run with 6:19 left in the first half to take a 17-3 lead.

The Hokies only added two more Joey Slye field goals for the remainder of the game, but that was all they needed, as Tech's defense allowed just a fourth-quarter score the remainder of the evening. The Hokies held the Eagles to 320 held them to 2 of 15 on third-down conversions. At one stretch in the second half, BC went three-and-out on five straight possessions.

Jackson led Tech, completing 22 of 33 for 322 yards, with a touchdown and an interception. The Hokies finished with 431 yards of offense.

### GAME NOTES

- Virginia Tech kicker Joey Slye became the school's all-time leading scorer after scoring 11 points against BC. Those 11 gave him 376 for his career, enabling him to pass Shayne Graham's previous mark of 371. Graham played from 1996-99.
- Tech receiver Cam Phillips suffered a sprained foot early in the game and did not return. He did catch a pass, extending his own school record streak of catching at least one pass to 32 straight games.
- Tech receiver Sean Savoy enjoyed a career evening, picking up the production vacated by Cam Phillips' absence with a foot injury. Savoy set career highs in receptions and receiving yards with nine catches for 139 yards. His previous highs in both categories came in the Delaware game when he caught four passes for 63 yards.
- Jackson's 322 yards passing marked his second 300-yard performance of the season. He threw for 372 against East Carolina.

SCORING	1	2	3	4	F
Virginia Tech	7	10	3	3	23
Boston College	3	0	0	7	10

- VT (8:26 - 1st)** - Savoy 53 yd Pass From Jackson (Slye Kick)
- BC (5:24 - 1st)** - Lichtenberg 32 yd Field Goal
- VT (11:33 - 2nd)** - Slye 34 yd Field Goal
- VT (6:19 - 2nd)** - McMillian 23 yd Rush (Slye Kick)
- VT (10:44 - 3rd)** - Slye 29 yd Field Goal
- VT (6:40 - 4th)** - Slye 26 yd Field Goal
- BC (5:38 - 4th)** - Brown 25 yd Pass From Smith (Lichtenberg Kick)

TEAM STATS	VT	BC
First downs	20	16
Rushing yds.	48-109	33-153
Passing yds.	322	191
Return yds.	31	46
Passes	22-33-1	14-33-0
Punts-avg.	7-43.9	9-40.1
Fumbles-lost	1-0	1-0
Penalties-yds.	9-67	5-27
Time of poss.	34:03	25:57

### INDIVIDUAL STATS

**Rushing** — VT: McMillian 17-88, Fox 5-14, Holston 5-9, McCleese 4-2, Savoy 3 (-1), Jackson 14 (-3); BC: Browns 7-51, Smith 2-38, Dillon 10-35, Hillman 13-22, Levy 1-7.

**Passing** — VT: Jackson 22-33-1 322; BC: Brown 13-30-0, Smith 1-1-1 25, Team 0-1-0, Levy 0-1-0.

**Receiving** — VT: Savoy 9-139, Keene 4-66, Kumah 4-53, Murphy 3-40, McMillian 1-13, Phillips 1-11; BC: Hillman 3-27, Levy 3-42, Walker 2-9, Smith 2-24, White 2-41, Sweeney 1-23, Brown 1-25.



**GAME SEVEN**  
**NORTH CAROLINA** 7  
**14 VIRGINIA TECH** 59

LANE STADIUM • BLACKSBURG, VA. • OCT. 21, 2017 • ATT: 65,632

Virginia Tech quarterback Josh Jackson threw three touchdown passes and the Hokies' defense added two scores to carry the No. 14 Hokies to a 59-7 victory over North Carolina in an ACC game played Saturday at Lane Stadium.

With the win, Tech moved to 6-1 overall, 2-1 in the ACC and beat the Tar Heels for the 11th time in 14 games since joining the ACC. North Carolina (1-7, 0-5 ACC) lost its fifth straight game.

Tech looked rested and focused coming off a bye week and played that way, scoring in all three phases of the game in the first half and bolting out to a 35-0 halftime lead. Tech scored twice on defense, getting the first score of the game on a 12-yard fumble return for a touchdown from defensive tackle Ricky Walker in what served as a foreshadowing of things to come for the Tar Heels.

The Hokies added a 91-yard punt return for a touchdown by Greg Stroman – his second punt return for a score this season – and a 69-yard interception return for a touchdown from defensive back Reggie Floyd.

Jackson threw scoring tosses of 4, 8 and 8 yards, and he finished with 132 yards passing on an afternoon in which he only played a little more than two quarters. The Hokies finished with 383 yards of offense.

North Carolina only ventured into Virginia Tech territory three times, turned the ball over three times, and finished with 172 yards.

**GAME NOTES**

- Cam Phillips became Tech's all-time leader in receptions after catching five passes for 49 yards and a touchdown against the Tar Heels. The five catches give him 212 in his career, enabling him to pass Isaiah Ford (210) into first place on the list.
- Jackson's three touchdown passes give him 16 on the season. He ranks second in the ACC in touchdown passes behind Louisville's Lamar Jackson (17).
- Tech's 59 points were its most ever in an ACC game. The Hokies scored in a Thursday night win over Maryland in 2004.
- Tech's 59 points were the most it has scored in a conference game since putting up 62 in a 1999 win over Temple.
- Tech last scored in all three phases of the game in a 2015 win at Purdue. The Hokies last scored two touchdowns on defense in the same game in 2008 loss at Boston College.

**SCORING**

	1	2	3	4	F
North Carolina	0	0	0	7	- 7
Virginia Tech	14	21	17	7	- 59

- VT (4:53 - 1st)** - Walker 12 yd Fumble Return (Slye Kick)
- VT (2:32 - 1st)** - Stroman 91 yd Punt Return (Slye Kick)
- VT (5:33 - 2nd)** - McMillian 4 yd Pass From Jackson (Slye Kick)
- VT (1:49 - 2nd)** - Floyd 69 yd Interception Return (Slye Kick)
- VT (:05 - 2nd)** - Kumah 8 yd Pass From Jackson (Slye Kick)
- VT (12:40 - 3rd)** - Phillips 8 yd Pass From Jackson (Slye Kick)
- VT (10:01 - 3rd)** - Slye 37 yd Field Goal
- VT (3:01 - 3rd)** - Denmark 16 yd Pass From Bush (Slye Kick)
- UNC (14:05 - 4th)** - Ratliff 43 yd Pass From Surratt (Jones Kick)
- VT (7:01 - 4th)** - Holston 1 yd Rush (Johnson Kick)

**TEAM STATS**

	VT	NC
First downs	21	11
Rushing yds.	46-181	42-54
Passing yds.	202	118
Return yds.	149	59
Passes	15-27-0	8-22-2
Punts-avg.	4-44.3	11-43.8
Fumbles-lost	0-0	3-1
Penalties-yds.	14-100	7-60
Time of poss.	29:45	30:15

**INDIVIDUAL STATS**

**Rushing** — VT: Fox 7-58, McMillian 11-45, Bush 4-19, Savoy 3-19, Jackson 5-19, Holston 11-15, Pimpleton 1-4, Murphy 1-3, Grimsley 1-1, Team 2 (-2); NC: Mosley 9-47, Macon 12-34, Masha 9-13, Hickson 3-9, Calvert 1-1, Team 1 (-14).

**Passing** — VT: Jackson 10-20-0 132, Bush 5-7-0 70; NC: Surratt 4-8-0 94, Harris 4-11-2 24, Elliott 0-3-0.

**Receiving** — VT: Phillips 5-49, Clark 2-22, Denmark 2-28, Kumah 2-23, Keene 1-33, Savoy 1-23, Fox 1-20, McMillian 1-4; NC: Newsome 3-38, Carter 2-23, Ratliff 1-43, Cabrera 1-7, Cunningham 1-7.



**GAME EIGHT**  
**DUKE** 3  
**13 VIRGINIA TECH** 24

LANE STADIUM • BLACKSBURG, VA. • OCT. 28, 2017 • ATT: 60,914

Virginia Tech quarterback Josh Jackson rushed for a touchdown and threw a touchdown pass, and the Hokies' defense kept Duke out of the end zone to headline Tech's 24-3 victory over the Blue Devils in an ACC game played in the pouring rain Saturday evening at Lane Stadium.

The Hokies, ranked No. 13 nationally, won their third straight game and moved to 7-1 overall, 3-1 in the ACC. Duke lost its fifth straight and fell to 4-5 overall, 1-5 in league play.

Deshawn McCleave's 4-yard touchdown run in the first quarter capped a nine-play, 71-yard drive and gave Tech a lead it would not relinquish. The Hokies added a Joey Slye field goal in the second quarter and then delivered a crushing blow right before halftime when Jackson found Sean Savoy for a 26-yard touchdown with 15 seconds remaining in the half. That score gave the Hokies a 17-3 lead.

The Hokies' lone second-half score came late in the third quarter on Jackson's 6-yard run. Jackson completed just 12 of 26 for 160 yards and a score, and he rushed for 12 yards and a touchdown.

Duke's lone score came on a 31-yard field goal by Austin Parker in the second quarter. The Blue Devils finished with just 183 yards of offense, while Tech ended with 387 yards.

**GAME NOTES**

- For the fourth time this season at Lane Stadium, Tech's defense held an opponent to seven points or less. The last that happened occurred in 2007.
- Cam Phillips caught four passes for 35 yards against the Blue Devils, and he extended his school record of catching at least one pass in a game in 35 consecutive games.
- McCleave, getting extended playing time because of an injury to Steven Peoples, registered career highs in both carries (15) and yards (75). His previous career high in both came in the Hokies' 64-17 win over East Carolina – a game in which he carried the ball 11 times for 55 yards.
- Tech moved to 15-2 against unranked opponents under head coach Justin Fuente.
- The Hokies beat Duke for the 12th time in 14 meetings since joining the ACC.

**SCORING**

	1	2	3	4	F
Duke	0	3	0	0	- 3
Virginia Tech	7	10	7	0	- 24

- VT (5:06 - 1st)** - McCleave 4 yd Rush (Slye Kick)
- VT (14:51 - 2nd)** - Slye 34 yd Field Goal
- DU (5:09 - 2nd)** - Parker 31 yd Field Goal
- VT (:15 - 2nd)** - Savoy 26 yd Pass From Jackson (Slye Kick)
- VT (2:31 - 3rd)** - Jackson 6 yd Rush (Slye Kick)

**TEAM STATS**

	VT	DU
First downs	23	10
Rushing yds.	48-187	35-101
Passing yds.	200	82
Return yds.	91	33
Passes	13-28-0	10-24-1
Punts-avg.	5-39.2	7-43.1
Fumbles-lost	0-0	2-1
Penalties-yds.	4-30	7-53
Time of poss.	33:29	26:31

**INDIVIDUAL STATS**

**Rushing** — VT: McCleave 15-75, Savoy 3-30, McMillian 10-29, Jackson 7-20, Holston 7-18, Fox 1-11, Peoples 2-7, Team 2 (-3); DU: Jones 17-65, Wilson 12-38, Jackson 1-2, Team 1 (-1), Brown 2 (-1), Rahming 2 (-2).

**Passing** — VT: Jackson 13-27-0 200, Team 0-1-0; DU: Jones 10-24-1 82.

**Receiving** — VT: Phillips 4-35, Cunningham 3-48, Savoy 2-28, Kumah 1-16, Keene 1-40, McMillian 1-27, Peoples 1-6; DU: Rahming 3-12, Lloyd 2-43, Jackson 2 (-4), Koppenhaver 1-23, Helm 1-5, Fuller 1-3



# 2017 GAME-BY-GAME

## GAME NINE

	13 VIRGINIA TECH	10
	9 MIAMI	28

HARD ROCK STADIUM • MIAMI GARDENS, FLA. • NOV. 4, 2017 • ATT: 63,932

Miami quarterback Malik Rosier threw two touchdown passes and rushed for a score to lead the No. 9 Hurricanes to a 28-10 victory over No. 13 Virginia Tech in an ACC game played Saturday at Hard Rock Stadium.

The loss snapped the Hokies' three-game winning streak, as Tech fell to 7-2 overall, 3-2 in the ACC. Miami extended its winning streak to 13 straight games dating back to last season and moved to 8-0 overall, 6-0 in the ACC.

Miami grabbed a 14-0 lead in the second quarter and never relinquished it. Rosier's 8-yard pass to Braxton Berrios gave the 'Canes a 7-0 lead with 9:41 left in the first half, and Miami grabbed a two-touchdown bulge on Travis Homer's 64-yard run less than three minutes later.

The Hokies used a Reggie Floyd interception to cut into the lead in the third quarter. Floyd's pick of Rosier set up Josh Jackson's 1-yard touchdown run to cut the lead to 14-10 with 11:39 left in the third quarter.

But Miami scored 14 unanswered to put the game away. Rosier accounted for 277 yards of Miami's 429 yards of offense.

Jackson completed 20 of 32 for 197 yards, with two interceptions for the Hokies, who finished with a season-low 299 yards and turned the ball over a season-high four times.

### GAME NOTES

- Tech offensive tackle Yosuah Nijman missed the game with an injury. His absence snapped a string of 22 consecutive starts. Redshirt senior Parker Osterloh made the first start of his career.
- Receiver Cam Phillips' catch on the Hokies' second drive enabled him to extend his streak of catching at least one pass in a game to 36 straight games.
- Miami became just the second Tech opponent this season to score off a Hokie turnover. The 'Canes scored once off Jackson's interception. On Sept. 30, Clemson scored 14 points off three Tech turnovers.
- Virginia Tech kicker Joey Slye connected on a 50-yard field goal for the Hokies' lone score of the first half. The 50-yarder marked the second of his career from 50-plus and also extended the Hokies scoring streak to 292 straight games.
- Speaking of that scoring streak, Tech's streak is now the fifth-longest streak in FBS history and the third-longest active streak. The Hokies moved up after Air Force's 306-game streak ended Saturday after a 21-0 loss to Army.

### SCORING

	1	2	3	4	F
Virginia Tech	0	3	7	0	- 10
Miami	0	14	7	7	- 28

- UM (9:41 - 2nd)** - Berrios 8 yd Pass From Rosier (Badgley Kick)
- UM (7:09 - 2nd)** - Homer 64 yd Rush (Badgley Kick)
- VT (2:03 - 2nd)** - Slye 50 yd Field Goal
- VT (11:39 - 3rd)** - Jackson 1 yd Rush (Slye Kick)
- UM (7:00 - 3rd)** - Herndon 43 yd Pass From Rosier (Badgley Kick)
- UM (14:34 - 4th)** - Rosier 13 yd Rush (Badgley Kick)

### TEAM STATS

	VT	UM
First downs	22	21
Rushing yds.	43-102	34-210
Passing yds.	197	219
Return yds.	74	0
Passes	20-32-2	12-24-3
Punts-avg.	6-39.7	4-40.3
Fumbles-lost	4-2	2-0
Penalties-yds.	4-60	7-66
Time of poss.	32:57	27:03

### INDIVIDUAL STATS

**Rushing** — VT: McMillian 15-52, McCleave 9-29, Jackson 15-12, Savoy 4-9; UM: Homer 14-95, Rosier 13-84, Dallas 6-32, Team 1 (-1).  
**Passing** — VT: Jackson 20-32-2 197; UM: Rosier 11-22-3 202, Berrios 1-1-0 17, Dallas 0-1-0 0.  
**Receiving** — VT: Phillips 7-101, Savoy 4-39, Kumah 2-22, Cunningham 2-17, Clark 2-16, McCleave 2-4, McMillian 1c(-2); UM: Berrios 4-59, Richards 3-57, Herndon 2-61, Homer 1-20, Dallas 1-5, Rosier 1-17.

## GAME TEN

	17 VIRGINIA TECH	22
	GEORGIA TECH	28

BOBBY DODD STADIUM • ATLANTA, GA. • NOV. 11, 2017 • ATT: 47,909

Georgia Tech's TaQuon Marshall threw an 80-yard touchdown pass to Ricky Jeune with 6:30 remaining to lift the Yellow Jackets to a 28-22 victory over No. 17 Virginia Tech in an ACC game played at Bobby Dodd Stadium on Saturday.

With the loss, the Hokies fell to 7-3 overall, 3-3 in the ACC. Georgia Tech moved to 5-4, 4-3 and beat the Hokies for the third time in the past four meetings.

Virginia Tech had taken a 22-21 lead when Greg Stroman intercepted Marshall's pass and returned it 24 yards for a touchdown with 7:27 remaining. The Hokies went for two points, but failed to convert, leaving them with a one-point lead.

The Yellow Jackets then grabbed the 28-22 lead on the Marshall touchdown pass, and the Hokies had one last possession. Virginia Tech drove to the Georgia Tech 32, but pass attempts on third-and-1 and fourth-and-1 fell incomplete, and Georgia Tech ran out the clock.

Virginia Tech trailed for much of the game, but twice climbed back into it — once on a 14-yard touchdown run by Sean Savoy in the second quarter and an 8-yard touchdown run by Jalen Holston in the third quarter.

The Hokies finished with a season-low 258 yards. Virginia Tech quarterback Josh Jackson completed 14 of 26 for 153 yards, and Eric Kumah caught six passes for 82 yards. Holston and Savoy led the Hokies in rushing with 32 yards each.

KirVonte Benson paced Georgia Tech with 86 yards rushing. The Yellow Jackets finished with 261 yards on the ground.

### GAME NOTES

- Cam Phillips extended his string of catching at least one pass to 37 consecutive games. Phillips caught two passes for eight yards in the game.
- Anthony Shegog made his first start of the season, as he started at whip linebacker and Mook Reynolds started at rover. Reggie Floyd did not start, but played.
- Shegog came into the game with eight tackles on the season. He finished with a career-high 11 against the Yellow Jackets, including three for a loss, and he forced a fumble.
- Holston's touchdown run marked his third of the season. He also scored on runs against North Carolina and East Carolina.
- Savoy's touchdown marked his sixth of the season - four receiving and two rushing.
- Left tackle Parker Osterloh made his second straight start — and the second of his career — in place of injured Yosuah Nijman, who did not make the trip.

### SCORING

	1	2	3	4	F
Virginia Tech	3	6	7	6	- 22
Tennessee	7	7	7	17	- 28

- VT (10:20 - 1st)** - Slye 41 yd Field Goal
- GT (5:25 - 1st)** - Marshall 3 yd Rush (King Kick)
- GT (4:12 - 2nd)** - Marshall 1 yd Rush (King Kick)
- VT (3:43 - 2nd)** - Savoy 14 yd Rush (Jackson Pass Failed)
- GT (12:10 - 3rd)** - Stewart 60 yd Pass From Marshall (King Kick)
- VT (:00 - 3rd)** - Holston 8 yd Rush (Slye Kick)
- VT (7:27 - 4th)** - Stroman 24 yd Interception Return (Jackson Pass Failed)
- GT (6:30 - 4th)** - Jeune 80 yd Pass From Marshall (King Kick)

### TEAM STATS

	VT	GT
First downs	14	19
Rushing yds.	36-105	57-261
Passing yds.	153	140
Return yds.	139	100
Passes	14-26-0	2-8-1
Punts-avg.	5-39.8	3-45.0
Fumbles-lost	2-0	3-0
Penalties-yds.	4-42	5-45
Time of poss.	26:14	33:39

### INDIVIDUAL STATS

**Rushing** — VT: Savoy 3-32, Holston 10-32, McMillian 10-29, Bush 4-11, McCleave 1-2, Jackson 8 (-1); GT: Benson 22-86, Cottrell 3-83, Marshall 22-64, Lynch 2-21, Searcy 3-15, Freeman 1-3, Green 2-3, Team 1 (-1), Harvin III 1 (-13).  
**Passing** — VT: Jackson 14-26-0 153; GT: Marshall 2-8-1 140.  
**Receiving** — VT: Kumah 6-82, Savoy 3-20, McMillian 2-44, Phillips 2-8, Holston 1 (-1); GT: Jeune 1-80, Stewart 1-60.



**PITT** 14  
**VIRGINIA TECH** 20

## GAME ELEVEN

LANE STADIUM • BLACKSBURG, VA. • NOV. 18, 2017 • ATT: 58,948

Virginia Tech receiver Cam Phillips hauled in the game-winning touchdown and the defense had a goal-line stand in the final seconds to carry the Hokies to a 20-14 victory over Pittsburgh in an ACC game played Saturday afternoon at Lane Stadium.

With the win, Tech snapped a two-game losing streak, moving to 8-3 on the season and 4-3 in the ACC. The Hokies also beat the Panthers for the second straight year and for the third time in the past five meetings. Pittsburgh fell to 4-7 overall, 2-5 in the ACC.

Phillips broke the school record for career receiving yardage when he hauled in a 23-yard touchdown pass from quarterback Josh Jackson with 6:23 remaining. The Hokies went for two points and converted, but a penalty wiped it out, and the subsequent extra point gave them the 20-14 advantage.

On Pittsburgh's final drive of the game, it converted on fourth-and-4 when quarterback Kenny Pickett hit Jester Weah, who broke a tackle and raced to the Tech 1 before Tech's Reggie Floyd got him to the ground. That play set up a goal-line stand in which the Panthers couldn't get the ball in the end zone on four attempts. On the final play of the game, Floyd and Khalil Ladler tackled Pittsburgh tailback Darrin Hall for a 3-yard loss, setting off a wild celebration.

Phillips paced the Hokies with eight catches for 117 yards and the score. Josh Jackson completed just 17 of 37 for 218 yards, with a touchdown and an interception. The Hokies finished with 375 yards of offense.

Coming on in place of starter Ben DiNucci, Pickett completed 15 of 23 for 242 yards and one interception.

## GAME NOTES

- Phillips' 100-yard game marked his fifth of the season and the sixth of his career.
- Phillips' 117 receiving yards enabled him to move past both past Jarrett Boykin (2,884 yards; 2008-11) and Isaiah Ford (2,967 yards, 2014-16) into first place on the all-time list for career receiving yards. He now has 2,981 yards.
- Phillips extended his streak of catching at least one pass in a game to 38 consecutive games.
- Greg Stroman's interception was his fourth of the season and the ninth of his career. His seven tackles were a career high. He leads the Hokies' defense in interceptions, pass breakups (11) and passes defended (15).
- Brian Johnson's 30-yard field goal in the second quarter marked the first of his career. Johnson played in place of Joey Slye, who has been bothered with a hamstring injury.
- Slye saw his scoring streak end at 42 consecutive games.
- Tailback Jalen Holston made the first start of his career.
- Deshawn McCleave's 70 yards rushing marked the second time this season in which he eclipsed the 70-yard mark. He had 75 in the Hokies win over Duke.

## SCORING

	1	2	3	4	F
Pitt	7	0	0	7	- 14
Virginia Tech	7	3	0	10	- 20

- VT (11:22 - 1st)** - Jackson 4 yd Rush (Johnson Kick)  
**UP (5:43 - 1st)** - Araujo-Lopes 13 yd Pass From DiNucci (Kessman Kick)  
**VT (11:15 - 2nd)** - Johnson 30 yd Field Goal  
**UP (14:13 - 4th)** - Bossory 15 yd Pass From Winslow (Kessman Kick)  
**VT (9:34 - 4th)** - Johnson 27 yd Field Goal  
**VT (6:23 - 4th)** - Phillips 23 yd Pass From Jackson (Johnson Kick)

## TEAM STATS

	VT	UP
First downs	18	16
Rushing yds.	40-157	30-55
Passing yds.	218	311
Return yds.	39	26
Passes	17-37-1	20-33-2
Punts-avg.	6-44.3	6-46.2
Fumbles-lost	0-0	0-0
Penalties-yds.	4-25	1-5
Time of poss.	31:53	28:07

## INDIVIDUAL STATS

**Rushing** — VT: McCleave 14-70, Holston 12-52, Jackson 10-32, Bush 2-2, Fox 1-1, McMillian 1-0; UP: Henderson 2-26, Pickett 9-15, Ffrench 1-7, Ollison 2-6, Hall 15-4, Whitehead 1 (-3).

**Passing** — VT: Jackson 17-37-1 218; UP: Pickett 15-23-1 242, DiNucci 4-8-1 54, Winslow 1-1-0 15, Team 0-1-0 0.

**Receiving** — VT: Phillips 8-117, Kumah 3-25, Patterson 2-29, Savoy 2-9, Cunningham 1-37, Clark 1-3; UP: Hall 5-63, Weah 4-104, Ffrench 4-58, Araujo-Lopes 4-49, Bossory 1-15, Clark 1-11, Ollison 1-11.



## GAME TWELVE

24 **VIRGINIA TECH** 10  
**VIRGINIA** 0

SMITH/HARRISON/SCOTT • CHARLOTTESVILLE, VA. • NOV. 24, 2017 • ATT: 48,609

Virginia Tech quarterback Josh Jackson threw a third-quarter touchdown pass to Chris Cunningham, and the Hokies' defense made it stand, as Tech shut out in-state rival Virginia 10-0 in the annual Commonwealth Clash game played Friday night at Scott Stadium.

With the win, the Hokies beat their rivals for the 14th consecutive time. Tech moved to 9-3 overall on the season, 5-3 in the ACC, while Virginia fell to 6-6, 3-5.

Virginia Tech's defense played arguably its best game of the year, as the Hokies recorded their third shutout of the season and shut out the Cavaliers for the 15th time in the 99 meetings. The shutout also marked the third time in this 14-game winning streak.

The Hokies held the Cavaliers to just 191 yards and sacked UVA quarterback Kurt Benkert four times. UVA averaged just 3.5 yards per play and converted just 4 of 15 attempts on third down.

The biggest play in the game came on the opening drive of the second half. On the second play of the half, Virginia's Chris Sharp fumbled after taking a big hit from Tech's Reggie Floyd. The Hokies' Houshun Gaines recovered at the UVA 40.

Tech wasted little time in capitalizing, going 40 yards in four plays. On third-and-3 from the UVA 8 Jackson found Cunningham in the end zone for a touchdown that gave the Hokies a 10-0 lead.

That was all that they needed on this evening. Virginia's four remaining second-half drives ended in three punts and a turnover on downs.

The Hokies' only other score came on a 30-yard field goal by Brian Johnson in the second quarter.

Tech finished with 345 yards of offense. Jackson completed 14 of 21 for 143 yards, with the touchdown and an interception. Steven Peoples, who had missed the previous three games, and DeShawn McCleave each rushed for 71 yards.

## GAME NOTES

- The Hokies played without five starters – receiver Sean Savoy, free safety/whip Mook Reynolds, free safety Terrell Edmunds, offensive tackle Yosuah Nijman, and kicker Joey Slye. All are dealing with various injuries and illnesses. Edmunds is out for the remainder of the season.
- Tremaine Edmunds, a Butkus Award finalist, made quite the impression in the regular-season finale, finishing with nine tackles, including three for a loss, and two sacks. He now leads the team in tackles (102), tackles for a loss (14), sacks (5.5) and forced fumbles (3).
- Cam Phillips hauled in a 23-yard reception toward the end of the first quarter, and that catch extended his school-record streak of catching at least one pass in a game to 39 consecutive games. He finished with three catches for 46 yards.
- Hezekiah Grimsley, a true freshman receiver, made the first start of his career, and he caught a team-best five passes for 56 yards. He came into the game with just two receptions on the season.
- The Hokies have now scored in 295 straight games - the sixth-longest streak in FBS history and the fourth-longest active streak.
- Jovonn Quillen got a piece of a punt by UVA punter Lester Coleman in the first quarter. He also got a piece of one in the Pittsburgh game, thus becoming the first Tech player to block kicks in back-to-back games since former defensive end Dadi Nicolas did so at Pitt and vs. Miami in 2014.
- Cunningham caught four touchdown passes last season, but hadn't caught any this season until hauling in an 8-yard touchdown catch from Jackson in the third quarter.

## SCORING

	1	2	3	4	F
Virginia Tech	0	3	7	0	- 10
Virginia	0	0	0	0	- 0

- VT (11:50 - 2nd)** - Johnson 30 yd Field Goal  
**VT (12:44 - 3rd)** - Cunningham 8 yd Pass From Jackson (Johnson Kick)

## TEAM STATS

	VT	VA
First downs	20	9
Rushing yds.	53-202	20-5
Passing yds.	143	186
Return yds.	1	0
Passes	14-21-1	17-34-0
Punts-avg.	6-40.7	8-43.0
Fumbles-lost	1-0	2-1
Penalties-yds.	4-20	4-50
Time of poss.	37:16	22:44

## INDIVIDUAL STATS

**Rushing** — VT: Peoples 22-71, McCleave 13-71, Jackson 8-38, Holston 3-17, Phillips 1-10, McMillian 2-5, Clark 1-4, Grimsley 1-4, Team 2(-18); VA: Ellis 10-9, Sharp 1-4, Reed 2 (-4), Benkert 7 (-6).

**Passing** — VT: Jackson 14-21-1 143 VA: Benkert 17-34-1 186.

**Receiving** — VT: Grimsley 5-56, Phillips 3-46, Carroll 2-12, Kumah 1-9, McCleave 1-9, Cunningham 1-8, McMillian 1-3; VA: Zaccheaus 4-39, Butts 3-9, Levrone 2-59, Dowling 2-18, Reed 1-23, Hamm 1-10, Jana 1-9, Cowley 1-9, Dubois 1-6, Ellis 1-4.



# 2017 GAME-BY-GAME

## GAME THIRTEEN



22 VIRGINIA TECH 21  
17 OKLAHOMA STATE 30

CAMPING WORLD STADIUM • ORLANDO, FLA. • DEC. 28, 2017 • ATT: 39,610

Despite getting a career-high 124 yards rushing from Deshawn McCleave and owning the time of possession, Virginia Tech couldn't slow high-powered Oklahoma State, falling 30-21 to the Cowboys in the Camping World Bowl played at Camping World Stadium on Thursday evening.

With the loss, the Hokies closed the 2017 season with a 9-4 record and saw their three-game bowl winning streak snapped. Oklahoma State finished at 10-3, winning 10 games in a season for the third straight tie and the sixth time under head coach Mike Gundy.

The Hokies trailed 27-14 late in the game, but the Oklahoma State lead to 27-21 on a 5-yard touchdown run by quarterback Josh Jackson. The score capped a seven-play, 61-yard drive that pulled Tech to within six points.

But on the ensuing drive, the Cowboys marched deep into Tech territory, with the key play coming on third-and-11 from the Tech 49. Oklahoma State tailback Justice Hill ran for a 31-yard gain, and that led to a 38-yard field goal from Matt Ammendola that essentially sealed the game with 2:34 left.

Tech lost despite 518 yards of offense, including 248 on the ground. The Hokies also converted 10 of 18 on third downs and dominated in time of possession (38:13-21:47), but two turnovers inside the Oklahoma State 30 – including one at the Oklahoma State 1 – ended two great scoring opportunities.

### GAME NOTES

- McCleave's previous career high both in rushing and carries was 55 yards on 11 carries against East Carolina. He ran the ball 18 times against the Cowboys.
- Jackson's touchdown runs marked his fifth and sixth rushing touchdowns of the season, and his touchdown pass to Kumah was his 20th passing touchdown.
- Kumah's touchdown reception marked his second of the season. He also caught one in the Hokies' win over North Carolina.
- Tech's 18-play drive spanning the first and second quarters marked its longest drive of the season, both in terms of plays and time of possession (10:06). The previous longest was a 14-play drive in the win over North Carolina that took 7:04.
- Phil Patterson caught a career-high seven passes for 59 yards. He entered the game with just two catches for 29 yards on the season.
- Andrew Motuapuaka closed his career by starting his final 36 games.
- Tremaine Edmunds extended his start streak to 28 straight games.

### SCORING

	1	2	3	4	F
Virginia Tech	7	0	7	7	- 21
Oklahoma State	3	10	14	3	- 30

- OS (12:17 - 1st)** - Ammendola, Matt 31 yd Field Goal
- VT (7:59 - 1st)** - Josh Jackson 13 yd Rush (Joey Slye Kick)
- OS (7:28 - 2nd)** - Ammendola, Matt 36 yd Field Goal
- OS (:45 - 2nd)** - Hill, Justice 1 yd Rush (Ammendola, Matt Kick)
- OS (11:22 - 3rd)** - Stoner, Dillon 17 yd Pass From Rudolph, Mason (Ammendola Kick)
- VT (6:31 - 3rd)** - Eric Kumah 9 yd Pass From Josh Jackson (Joey Slye Kick)
- OS (5:37 - 3rd)** - Washington, J. 65 yd Pass From Rudolph, Mason (Ammendola Kick)
- VT (5:40 - 4th)** - Josh Jackson 5 yd Rush (Joey Slye Kick)

### TEAM STATS

	VT	OS
First downs	31	24
Rushing yds.	50-248	32-137
Passing yds.	270	351
Return yds.	118	28
Passes	23-42-1	21-32-0
Punts-avg.	3-40.0	2-46.0
Fumbles-lost	1-1	0-0
Penalties-yds.	5-65	4-20
Time of poss.	38:13	21:47

### INDIVIDUAL STATS

**Rushing** — VT: McCleave 18-124, Jackson 16-50, Peoples 10-56, Holston 4-12, Murphy 1-5, Savoy 1-1; OSU: Hill 23-120, Brown 1-12, Rudolph 5-6, King 2-3, Team 1 - -4

**Passing** — VT: Jackson 22-41-1 248, Mummau 1-1-0 22; OSU: Rudolph 21-32-0 351

**Receiving** — VT: Patterson 7-59, Kumah 5-72, Grimsley 5-63, Carroll 3-21, Murphy 1-24, Shegog 1-22, Clark 1-9; OSU: Ateman 5-107; Washington 5-126, Stoner 4-35, Abbott 2-32, Johnson 2-25, Hill 1 - -1, Lacy 1-15, McCleskey 1-12



TREMAINE EDMUNDS



ANDREW MOTUAPUAKA



DESHAWN MCCLEAVE

# The Last Time

## TEAM

Scored 90+ points	99, vs. Emory & Henry (11/22/19)
Scored 80-89 points	86, vs. Roanoke College (9/30/1905)
Scored 70-79 points	77, vs. Akron (10/14/95)
Scored 60-69 points	<b>64, at ECU (9/16/17)</b>
Scored 50-59 points	<b>59, vs North Carolina (10/21/17)</b>
Scored 40-49 points	49, vs. Boston College (9/17/16)
Back-to-back 40+ games	vs. BC (49), vs. ECU (54), 2016
Three straight 40+ games	at NCSU (41), vs. CMU (45), vs. WF (52), 2010
Four straight 40+ games	NCSU (41), CMU (45), WF (52), Duke (44), 2010
Rushed for 500+ yards	500, at Pittsburgh (9/11/93)
Rushed for 400-499 yards	444, vs. Marshall (9/12/09)
Rushed for 300-399 yards	308, vs. Western Michigan (9/27/14)
Rushed for 200-299 yards	<b>248, vs Oklahoma State (12/28/17)</b>
Passed for 500+ yards	504, at Syracuse (11/09/02)
Passed for 400-499 yards	406, at Pittsburgh (10/27/16)
Passed for 300-399 yards	<b>322, vs. Boston College (10/07/17)</b>
Passed for 200-299 yards	<b>270, vs Oklahoma State (12/28/17)</b>
Rushed/Passed for 200+ yards	<b>518, vs Oklahoma State (12/28/17)</b>
	<b>248 rush, 270 pass</b>
Had 600+ yards in total offense	<b>675, at ECU (9/16/17)</b>
Had 500-599 yards in total offense	<b>582, vs. ODU (9/23/17)</b>
Scored on first offensive play	vs. Appalachian State, 2011
	David Wilson, 20-yard run
Won on final offensive play	vs. Virginia (11/24/12)
	Cody Journell 29 yd FG
Lost on final offensive play	North Carolina (11/21/15)
	Quinshad Davis 5-yd pass from Marquise Williams (OT)
Won in overtime	29-21, vs. Marshall (11/21/13)
Lost in overtime	30-27 (OT), vs. North Carolina (11/21/15)
Recorded a safety	vs. East Carolina (9/24/16)
Recorded two defensive TDs	<b>vs North Carolina (10/21/17)</b>
Zero punts in a game	vs. James Madison (9/11/10)
Zero sacks allowed in a game	<b>at Virginia (11/24/17)</b>
Recorded a shutout	<b>at Virginia (11/24/17)</b>
Held opp. to 0 yards or less rushing	-15, vs. Florida State (11/08/12)
Blocked two kicks in a game	<b>vs. Pitt (11/18/17)</b>
Scored special teams TD	<b>vs North Carolina (10/21/17)</b>
Scored defensive & special teams TD	<b>vs North Carolina (10/21/17)</b>
Played an overtime game	vs. Duke [4 OT] (10/14/15)

## INDIVIDUAL

Rushed for 200+ yards	253, Darren Evans, vs. Maryland (11/06/08)
Rushed for 150-199 yards	157, J.C. Coleman, vs. Cincinnati (12/27/14)
Two players rushed for 100 yards	NC State (10/02/10)
	(Darren Evans, 160 yds. & Tyrod Taylor, 121 yds.)
Three players rushed for 100 yards	at South Carolina (10/12/74)
	Phil Rogers (120), Roscoe Coles (111) & George Heath (104)
Had 40+ carries	42, Cyrus Lawrence, vs. Memphis St. (10/03/81)
Had 30-39 carries	33, Travon McMillian, at Boston College (10/31/15)
Had 20-29 carries	<b>22, Steven Peoples, at Virginia (11/24/17)</b>
Had two players with 20+ carries	Logan Thomas (23) & Trey Edmunds (22) vs. Marshall (9/21/13)
Rushed for 6 TDs	Tommy Francisco, vs. VMI (11/24/66)
Rushed for 5 TDs	Lee Suggs, at UCF (11/11/00)
Rushed for 4 TDs	Trey Edmunds, at Miami (11/09/13)
Rushed for 3 TDs	David Wilson, vs. Appalachian State (9/03/11)
Rushed for 2 TDs	<b>Josh Jackson, vs Oklahoma State (12/28/17)</b>
Passed for 500+ yards	504, Bryan Randall, at Syracuse (11/09/02)
Passed for 300-499 yards	<b>322, Josh Jackson at BC (10/07/17)</b>
Passed for 200-299 yards	<b>248, Josh Jackson vs Ok State (12/28/17)</b>
Two QBs each pass for 100+ yards	vs. Appalachian State (9/03/11)
	(Logan Thomas, 149 yds. & Mark Leal, 113 yds.)

Passed for 5 TDs	<b>Josh Jackson, at ECU (9/16/17)</b>
Passed for 4 TDs	Jerod Evans, vs. Liberty (9/03/16)
Passed for 3 TDs	<b>Josh Jackson, 202, vs North Carolina (10/21/17)</b>
Passed for 2 TDs	<b>Josh Jackson, vs. Delaware (9/09/17)</b>
Two QBs with 2 TD passes apiece	Logan Thomas and Mark Leal vs. Appalachian State (9/03/11)
Had 50+ pass attempts	56, Michael Brewer, vs. East Carolina (9/13/14)
Had 40-49 pass attempts	<b>41, Josh Jackson, vs Ok State (12/28/17)</b>
Had 30-39 pass attempts	<b>37, Josh Jackson, vs. Pitt (11/18/17)</b>
Had 20-29 pass attempts	<b>21, Josh Jackson, at Virginia (11/24/17)</b>
Had 30+ pass completions	32, Jerod Evans, vs. Georgia Tech (11/12/16)
Had 20-29 pass completions	<b>22, Josh Jackson, Ok State (12/28/17)</b>
QB rush/pass for 100 yards	Logan Thoms vs. Duke (10/26/13)
	(101 rush, 214 pass)
Had 10+ receptions	<b>14, Cam Phillips, at ECU (9/16/17)</b>
Had 250+ yards receiving	279, Ernest Wilford, at Syracuse (11/09/02)
Had 200-249 yards receiving	227, Isaiah Ford, vs. Tulsa (12/26/15)
Had 100+ yards receiving	<b>117, Cam Phillips, vs. Pitt (11/18/17)</b>
Three players with 100+ receiving	at Pittsburgh (10/27/16)
	Isaiah Ford (143), Bucky Hodges (145), Cam Phillips (109)
Had 4 TD receptions	Ernest Wilford at Syracuse (11/09/02)
Had 3 TD receptions	Bucky Hodges, vs. Duke (4 OT) (10/24/15)
Had 2 TD receptions	<b>Steven Peoples, vs. ODU (9/23/17)</b>
Intercepted 3 passes	Kendall Fuller, vs. Duke (10/26/13)
Intercepted 2 passes	Greg Stroman, vs. Liberty (9/03/16)
Returned a KO for TD	Demetri Knowles, at North Carolina (10/06/12)
Returned punt for TD	<b>Greg Stroman, vs North Carolina (10/21/17)</b>
Returned an INT for TD	<b>Greg Stroman, at Georgia Tech (11/11/17)</b>
Returned a fumble for TD	<b>Ricky Walker, vs North Carolina (10/21/17)</b>
Returned blocked punt for TD	Adonis Alexander, at Purdue (9/19/15)
Returned blocked FG for TD	Adonis Alexander vs. Duke (11/05/16)
Returned blocked PAT for 2 pts	Stephan Virgil, vs. East Carolina (8/30/08)
Blocked an extra point	Dadi Nicolas, vs. Miami (10/23/14)
Blocked a FG	<b>Tim Settle, at ECU (9/16/17)</b>
Blocked a punt	<b>Jovonn Quillen at Virginia (11/24/17)</b>
Scored a def. and special teams TD in a game	DeAngelo Hall vs. Arkansas St. (8/25/02) (49-yd. INT & 69-yd. PR)
Returned two punts for TDs	DeAngelo Hall vs. Syracuse (10/11/03) (58 & 60 yds.)
Successful 2-point conversion	vs. Duke (4 OT) (10/24/15)
	Travon McMillian, rush
Made 6 FGs	Joey Slye, at Pittsburgh (10/27/16)
Made 5 FGs	Chris Kinzer, vs. Vanderbilt (11/15/86)
Made 4 FGs	Joey Slye, at Boston College (10/31/15)
Made 3 FGs	<b>Joey Slye, at Boston College (10/07/17)</b>
Kicked a 60+ FG	61, Wayne Latimer, vs. Florida State (10/11/1975)
Kicked a 50-59 FG	<b>50, Joey Slye, at Miami (11/04/17)</b>
Kicked a 40-49 FG	47, Joey Slye, vs. Miami (10/20/16)
Kicked two 40+ yards FGs in one game	Joey Slye, at Virginia (11/28/15)
Kicked a 70+ punt	75, Michael Brantlover, at Duke (10/29/11)
Kicked a 60-69 punt	60, Mitchell Ludwig, vs. Clemson (12/03/16)



CAM PHILLIPS



# The Last Time – Opponent

## TEAM

Scored 70+ points	77, Alabama (10/27/73)
Scored 60-69 points	66, Washington & Lee (11/03/51)
Scored 50-59 points	52, Tulsa (12/26/15)
Scored 40-49 points	42, vs. Clemson (12/03/16)

Rushed for 500+ yards	748, Alabama (10/27/73)
Rushed for 400-499 yards	461, Alabama (11/18/72)
Rushed for 300-399 yards	309, vs. Georgia Tech (11/12/16)
Rushed for 200-299 yards	<b>261, at Georgia Tech (11/11/17)</b>
Had 50-99 yards rushing	<b>55, vs. Pitt (11/18/17)</b>
Had FEWER than 50 yards rushing	5, at Virginia (11/24/17)

Passed for 500+ yards	NEVER
Passed for 400-499 yards	450, at Syracuse (10/15/16)
Had 50-99 yards passing	<b>85, vs. ODU (9/23/17)</b>
Had FEWER than 50 yards passing	34, vs. Georgia Tech (11/12/16)

Had 800+ yards in total offense	833, Alabama (10/27/73)
Had 700-799 yards in total offense	NEVER
Had 600-699 yards in total offense	604, Syracuse (11/09/02)
Had 500-599 yards in total offense	<b>592, vs. West Virginia (9/03/17)</b>

Recorded a safety	Boston College [2] (10/18/08)
Recorded a defensive TD	<b>vs. Clemson (9/30/17)</b>
Shut out Tech	Cincinnati (9/16/95)
Blocked two kicks in a game	Duke (9/16/06)
Scored a special teams TD	Alabama (8/31/13)
Scored defensive & special teams TD	Alabama (8/31/13)

## INDIVIDUAL

Rushed for 200+ yards	249, Duke Johnson, Miami (10/23/14)
Rushed for 150-199 yards	169, James Summers, East Carolina (9/26/15)
Rushed for 100-149 yards	<b>120, Justice Hill vs. Ok State (12/28/17)</b>
Two players rushed for 100 yards	vs. Georgia Tech (11/12/16) Marcus Marshall (143) & Matthew Jordan (142)

Three players rushed for 100 yards	NEVER
Had 40+ carries	44, Paul Palmer, Temple (10/18/86)
Had 35-39 carries	38, Derrick Knight, Boston College (11/22/03)
Rushed for 6 TDs	Willis McGahee, Miami (12/07/02)
Rushed for 5 TDs	NEVER
Rushed for 4 TDs	Chris Brantley, Rutgers (10/31/92)
Rushed for 3 TDs	James Connor, at Pittsburgh (10/27/16)
Rushed for 2 TDs	<b>TaQuan Marshall at Georgia Tech (11/11/17)</b>

Passed for 500+ yards	NEVER
Passed for 400-499 yards	427, Shane Carden, East Carolina (9/13/14)
Passed for 300-399 yards	<b>371, Will Grier vs. West Virginia (9/03/17)</b>
Passed for 5 TDs	NEVER
Passed for 4 TDs	Thomas Sirk, Duke (4 OT) (10/29/11)
Passed for 3 TDs	<b>Will Grier vs. West Virginia (9/03/17)</b>
Had 50+ pass attempts	<b>53, Will Grier vs. West Virginia (9/03/17)</b>
Had 40-49 pass attempts	44, Dane Evans, Tulsa (12/26/15)
Had 30-39 pass attempts	<b>32, Mason Rudolph, vs. Okla. State (12/28/17)</b>
Had 30+ pass completions	<b>31, Will Grier vs. West Virginia (9/03/17)</b>
Had 20-29 pass comps	<b>21, Mason Rudolph, vs. Okla. State (12/28/17)</b>
QB rush/pass for 100 yards	Eric Dungey, at Syracuse (10/15/16) 311 yds passing, 109 yds rushing

Had 11+ receptions	<b>13, Gary Jennings Jr., vs. West Virginia (9/03/17)</b>
Had 250+ yards receiving	NEVER
Had 200-249 yards receiving	224, Cam Worthy, East Carolina (9/13/14)
Had 100+ yards receiving	<b>126, Jester Weah, vs. Pitt (11/18/17)</b>
Two players w/100+ yards receiving	<b>vs. Okla. State (12/28/17)</b> <b>James Washington, 126, Marcell Ateman, 107</b>

Had 4 TD receptions	Chris Brantley, Rutgers (10/31/92)
Had 3 TD receptions	Coby Fleener, Stanford (1/03/11)
Had 2 TD receptions	<b>David Sills V, vs. West Virginia (9/03/17)</b>

Intercepted 3 passes	Aaron Beasley, West Virginia (9/22/94)
Intercepted 2 passes	Cordrea Tankersley, vs. Clemson, 2016 (12/03/16)

Returned a KO for TD	Christian Jones, Alabama (8/31/13)
Returned punt for TD	William Likely, Maryland (11/16/13)
Returned an INT for TD	<b>Dorian O'Daniel, vs. Clemson (9/30/17)</b>
Returned/recovered a fumble for TD	Alpha Jalloh, vs. Liberty (9/03/16)
Returned blocked punt for TD	T.J. Lee, East Carolina (8/30/08)
Returned blocked FG for TD	NEVER
Returned blocked PAT for 2 pts	Nigel Bradham, Florida State (12/04/10)
Blocked an extra point	Richard Ash, Western Michigan (9/27/14)
Blocked a FG	<b>Nasir Adderley, vs. Delaware (9/09/17)</b>
Blocked a punt	Gabriel Terry, Miami (11/1/2012)
2-point conversion	at Pittsburgh (10/27/16) Nathan Peterman pass to James Conner

Made 6 FGs	NEVER
Made 5 FGs	Alex Henery, Nebraska (9/19/09)
Made 4 FGs	Will Snyderwine, Duke (9/19/09)
Made 3 FGs	<b>Matt Amendola vs. Okla. State (12/28/17)</b>
Kicked a 60+ FG	NEVER
Kicked a 50-59 FG	51, Cole Murphy, at Syracuse (10/15/16)
Kicked two 50+ FGs	51 & 53, Ross Martin, Duke (10/26/13)
Kicked a 40-49 FG	40, Harrison Butker, vs. Georgia Tech (11/12/16)
Kicked a 70+ punt	76, Alex Henery, Nebraska (9/19/09)
Kicked a 60-69 punt	67, Nicholas Conte, vs. Virginia (11/26/16)

## TURNOVERS

### THE LAST TIME TECH...

Lost two fumbles	<b>at Miami (11/04/17)</b>
Lost three fumbles	vs. Miami (10/23/14)
Lost four fumbles	vs. Liberty (9/03/16)
Lost five or more fumbles	5, vs. Tennessee (9/10/16)

Threw three interceptions	at Miami, Brenden Motley (10/17/15)
Threw four interceptions	Logan Thomas vs. Duke (10/26/13)
Threw five interceptions	Maurice DeShazo vs. Virginia (11/19/94)
Threw six or more interceptions	7, vs. Florida St. (10/10/59)

### THE LAST TIME AN OPPONENT...

Lost two fumbles	<b>at ECU (9/16/17)</b>
Lost three fumbles	North Carolina (OT) (11/21/15)
Lost four fumbles	Arkansas St. (8/25/02)
Lost five or more fumbles	5, Clemson (9/14/85)

Threw three interceptions	<b>at Miami (11/04/17)</b>
Threw four interceptions	Duke (10/26/13)
Threw five interceptions	Georgia Tech (11/1/07)
Threw six or more interceptions	6, Rutgers (11/21/98)





# HISTORY AND **VT** RECORDS





# Scoring

## TEAM SCORING RECORDS

### Most Points Scored

Game	77	vs. Akron (since 1950)	1995
	99	vs. Emory & Henry (all-time)	1919
Season	490		2016

### Most Touchdowns

Game	11	vs. Akron	1995
Season	61		2000, 2003 & 2016

### Most Points by Kicking

Game	21	vs. Pitt	2016
Season	118		2016

### Extra Points Attempted

Game	10	vs. VMI	1966
		vs. Akron	1995
Season	61		2003

### Extra Points Made

Game	10	vs. VMI	1966
Season	58		2003 & 2016

### Most Two-Point Conversions

Game	4	vs. Richmond	1959
Season	7		1958

## INDIVIDUAL SCORING

### Most Points Scored

Game	36	tb Tommy Francisco vs. VMI	1966
Season	168	tb Lee Suggs	2000
Career	403	pk Joey Slye	2014-17

### Most Touchdowns

Game	6	tb Tommy Francisco vs. VMI	1966
Season	28	tb Lee Suggs	2000
Career	56	tb Lee Suggs	1999-02

*Bold indicates new entry*

## CAREER SCORING LEADERS

Pos.	Name	Years	TDs	PAT	2PT Conv.	FGs	TP
PK	Joey Slye	2014-17		169		78	403
PK	Shayne Graham	1996-99		167		68	371
TB	Lee Suggs	1999-02	56				336
PK	Brandon Pace	2003-06		136		58	310
PK	Carter Warley	2000-03		190		39	307
PK	Ryan Williams	1991-94		137		39	254
PK	Chris Kinzer	1985-88		93		47	234
PK	Cody Journell	2010-13		101		44	233
PK	Don Wade	1981-84		98		42	224
TB	Kevin Jones	2001-03	35				210
TB	Branden Ore	2005-07	33				198
TB	Ryan Williams	2009-10	32				192
RB	James Barber	1971-73	30				180
TB	Cyrus Lawrence	1979-82	30				180
RB	Roscoe Coles	1974-77	29		1		176
TB	Ken Oxendine	1994-97	27				162
TB	Tony Kennedy	1989-92	26		1		158
WR	André Davis	1998-01	26				156
QB	Logan Thomas	2010-13	25		1		152
TB	Maurice Williams	1983-86	25				150
TB	Dwayne Thomas	1992-95	25				150
TB	David Wilson	2009-11	25				150
PK	Wayne Latimer	1973-75		72		25	147
TB	Terry Smoot	1967-69	24				144
WR	Isaiah Ford	2014-16	24				144
RB	Travon McMillian	2015-17	23		1		140
SE	Antonio Freeman	1991-94	23				138
QB	Tyrod Taylor	2007-10	23				138
PK	Mickey Thomas	1989-91		44		31	137
QB	Bob Schweickert	1962-64	22		1		134
TB	Tommy Francisco	1964-66	22		1		134
TE	Bucky Hodges	2014-16	22		1		134

### Most Points by Kicking

Game	21	Joey Slye vs. Pitt	2016
Season	118	Joey Slye	2016
Career	403	Joey Slye	2014-17

### Extra Points Attempted

Game	10	Jon Utin vs. VMI	1966
Season	59	Joey Slye	2016
Career	195	Carter Warley	2000-03

### Extra Points Made

Game	10	Jon Utin vs. VMI	1966
Season	58	Joey Slye	2016
Career	190	Carter Warley	2000-03

### Field Goals Attempted

Game	6	Wayne Latimer vs. Florida St.	1973
		Mickey Thomas vs. Vanderbilt	1989
		Atle Larsen vs. Miami	1995
		Joey Slye vs. Pitt	2016
Season	32	Shayne Graham	1998
Career	107	Joey Slye	2014-17

### Field Goals Made

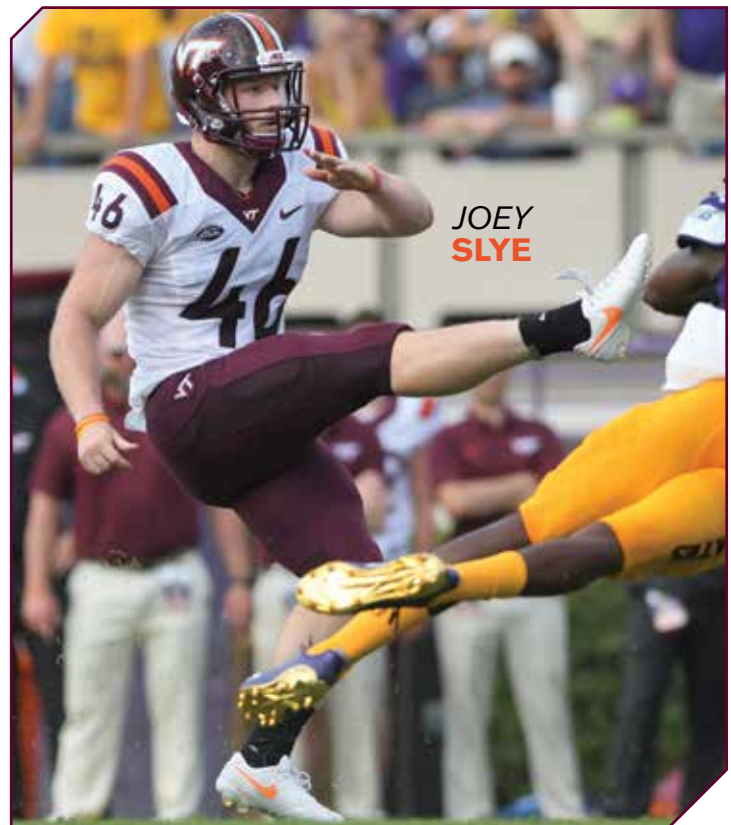

Game	6	Mickey Thomas vs. Vanderbilt	1989
		Joey Slye vs. Pitt	2016
Season	23	Dustin Keys	2008
		Joey Slye	2015
Career	78	Joey Slye	2014-17

### Most Consecutive Field Goals Made

Season	21	Chris Hazley	2010
Career	22	Brandon Pace	2005-06

### Most Consecutive PAT Kicks Made

Season	34	Chris Hazley	2010
Career	102	Shayne Graham	1997-99



# YEAR-BY-YEAR SCORING LEADERS

Year	Player	TDs	PAT	Other FGs	TP	Year	Player	TDs	PAT	Other FGs	TP	Year	Player	TDs	PAT	Other FGs	TP
1952	Dickie Beard	5			30	1973	Wayne Latimer		22	13	61	1995	Atle Larsen		33	12	69
1953	Jack Williams	5			30	1974	Bruce Arians	11		1	68	1996	Ken Oxendine	13			78
1954	Dickie Beard	4	15		39	1975	Roscoe Coles	10			60	1997	Shayne Graham		35	19	92
1955	Don Divers	7			42	1976	Roscoe Coles	9		1	56	1998	Shayne Graham		37	22	103
	Leo Burke	7			42	1977	David Lamie	8			48	1999	Shayne Graham		56	17	107
1956	Jimmy Lugar	8			48	1978	Kenny Lewis	10			60	2000	Lee Suggs	28			168
1957	Barry Frazee	3	13	1	34	1979	Cyrus Lawrence	9			54	2001	Carter Warley		44	11	77
1958	Pat Henry	7		1	44	1980	Cyrus Lawrence	8			48	2002	Lee Suggs	24			144
1959	Alger Pugh	11			66		Sidney Snell	8			48	2003	Kevin Jones	21			126
1960	Terry Strock	7			42	1981	Don Wade		23	13	62	2004	Brandon Pace		43	21	106
1961	Terry Strock	3			18	1982	Don Wade		14	9	41	2005	Brandon Pace		51	19	108
	Warren Price	3			18	1983	Don Wade		37	8	61	2006	Brandon Ore	17			102
1962	Bob Schweickert	5			30	1984	Don Wade		24	12	60	2007	Jud Dunlevy		45	21	108
1963	Sonny Utz	10			60	1985	Maurice Williams	9			54	2008	Dustin Keys		32	23	101
1964	Sonny Utz	11			66	1986	Chris Kinzer		27	22	93	2009	Ryan Williams		22		132
1965	Bobby Owens	7			42	1987	Chris Kinzer		23	8	47	2010	Chris Hazley		53	21	116
1966	Tommy Francisco	14			84	1988	Chris Kinzer		20	12	56	2011	Cody Journell		43	14	85
1967	Jon Utin		17	10	47	1989	Mickey Thomas		14	21	77	2012	Cody Journell		34	20	94
1968	Jack Simcsak		24	9	51	1990	Mickey Thomas		29	10	59	2013	Trey Edmunds	12			72
1969	Terry Smoot		12		72	1991	Tony Kennedy	11			66	2014	Joey Slye		33	20	93
1970	Perry Tiberio		10		60	1992	Ryan Williams		28	12	64	2015	Joey Slye		41	23	110
1971	James Barber		9		54	1993	Dwayne Thomas		12		72	2016	Joey Slye		58	20	118
1972	James Barber		13		78	1994	Ryan Williams		27	17	78	2017	Joey Slye		37	15	82

## TECH IN THE NCAA RECORD BOOK

### CURRENT INDIVIDUAL RECORD HOLDERS

#### GAME

##### Most Yards on Interception Returns

Ashley Lee, 182 vs. Vanderbilt, 1983

##### Highest Average Gain Per Interception

Ashley Lee, 91.0 vs. Vanderbilt, 1983

##### Most Field Goals Made by a Freshman

Mickey Thomas, 6 vs. Vanderbilt, 1989 (tied)

#### CAREER

##### Most Consecutive Games

##### Scoring a Touchdown

Lee Suggs, 27, 2001-2003

### STATISTICAL CHAMPIONS

#### TEAM

##### Total Defense

2005 – 1. Virginia Tech, 247.6 ypg.

2006 – 1. Virginia Tech, 219.46 ypg.

##### Scoring Defense

1983 – 1. Virginia Tech, 8.3 ppg.

1999 – 1. Virginia Tech, 10.5 ppg.

2006 – 1. Virginia Tech, 11.0 ppg.

##### Rushing Defense

1982 – 1. Virginia Tech, 49.5 ypg.

1983 – 1. Virginia Tech, 69.4 ypg.

1995 – 1. Virginia Tech, 77.4 ypg.

##### Pass Defense

2006 – 1. Virginia Tech, 128.23 ypg.

##### Scoring Offense

1999 – 1. Virginia Tech, 41.4 ppg.

##### Passing

1972 – 1. Virginia Tech, 304.4 ypg.

##### Punt Return Yards

2000 – 1. Virginia Tech, 18.23

##### Interceptions

2002 – 1. Virginia Tech, 24

##### Fumbles Recovered

2015 – 1. Virginia Tech, 15

##### Fewest Fumbles Lost

2013 – 1. Virginia Tech, 4

##### Turnover Margin

2010 – 1. Virginia Tech, 1.36 pg (+19)

#### INDIVIDUAL

##### Total Offense

1972 – 1. Don Strock, 288.2 ypg.

##### Passing

1972 – 1. Don Strock, 3,243 yds.

##### Scoring

2000 – 1. Lee Suggs, 15.27 ppg.

##### Field Goals

1986 – 1. Chris Kinzer, 2.0 pg.

##### Punt Returns

1991 – 1. Bo Campbell, 18.2 ypr.

##### Passing Efficiency

1999 – 1. Michael Vick, 180.4

##### Interceptions

2010 – 1. Jayron Hosley, .69 pg (9)

### HIGHEST SCORING TEAMS

Year	Pts.	Avg.	Year	Pts.	Avg.	Year	Pts.	Avg.
1999	455	41.4	2001	359	32.6	1905	305	30.5
2000	443	36.9	2009	414	31.8	1995	321	29.2
1993	400	36.4	1996	349	31.7	1997	321	29.2
2003	460	35.4	1998	343	31.2	2007	402	28.7
2016	490	35.0	2015	403	31.0	<b>2017</b>	<b>366</b>	<b>28.2</b>
2010	474	33.9	2004	400	30.8	2011	391	27.9
2005	440	33.8	2002	429	30.6	1972	307	27.9





# Rushing

## INDIVIDUAL RUSHING

### MOST RUSHES

Game	42	tb Cyrus Lawrence vs. Memphis St.	1981
Season	325	tb Cyrus Lawrence	1981
Career	843	tb Cyrus Lawrence	1979-82

### MOST NET YARDS

Game	253	tb Darren Evans vs. Maryland	2008
Season	1709	tb David Wilson	2011
Career	3767	tb Cyrus Lawrence	1979-82

### MOST TOUCHDOWNS SCORED RUSHING

Game	6	tb Tommy Francisco vs. VMI	1966
Season	27	tb Lee Suggs	2000
Career	53	tb Lee Suggs	1999-02

### HIGHEST YARDS-PER-CARRY AVERAGE

Season	6.26	tb André Kendrick	1999
(min. 100 carries)			
Career	5.76	tb David Wilson	2009-11
(min. 300 carries)			

## TEAM RUSHING

### RUSHING ATTEMPTS

Game	Most:	87 vs. Wake Forest	1975
	Fewest:	17 vs. Virginia	1994
Season	Most:	728	1975

### MOST NET YARDS GAINED RUSHING

Game	500	vs. Pittsburgh	1993
Season	3076		1975

### MOST TOUCHDOWNS SCORED RUSHING

Game	8	vs. Akron	1995
Season	46		2000

### HIGHEST YARDS-PER-CARRY AVERAGE

Game	9.24	vs. Akron	1995
Season	5.28		2003

### MOST FIRST DOWNS RUSHING

Game	25	vs. South Carolina	1974
Season	171		1970

## SINGLE-SEASON 1,000-YARD RUSHERS

Name	Year	Carries	Yards
David Wilson	2011	290	1709
Ryan Williams	2009	293	1655
Kevin Jones	2003	281	1647
Cyrus Lawrence	1981	325	1403
Lee Suggs	2002	257	1325
Darren Evans	2008	287	1265
Cyrus Lawrence	1980	271	1221
Lee Suggs	2000	222	1207
Branden Ore	2006	241	1137
Dwayne Thomas	1993	214	1130
Roscoe Coles	1976	209	1119
Shyrone Stith	1999	226	1119
Roscoe Coles	1975	194	1045
Travon McMillian	2015	200	1043
Phil Rogers	1973	175	1036
Maurice Williams	1986	166	1029
Kenny Lewis	1978	184	1020



DAVID WILSON



RYAN WILLIAMS

## YEAR-BY-YEAR RUSHING LEADERS

Year	Player	Carries	Net Yds.	TDs	Year	Player	Carries	Net Yds.	TDs
1952	Don Welsh	102	392	2	1985	Maurice Williams	167	936	9
1953	Dickie Beard	60	349	1	1986	Maurice Williams	166	1029	6
1954	Dickie Beard	128	647	2	1987	Jon Jeffries	125	599	3
1955	Dickie Beard	92	382	2	1988	Ralph Brown	140	514	4
1956	Bobby Wolfenden	74	459	4	1989	Vaughn Hebron	134	584	1
1957	Corbin Bailey	89	366	0	1990	Vaughn Hebron	133	640	3
1958	Pat Henry	78	375	5	1991	Tony Kennedy	143	684	10
1959	Alger Pugh	112	615	6	1992	Vaughn Hebron	105	579	5
1960	Warren Price	98	350	5	1993	Dwayne Thomas	214	1130	11
1961	Warren Price	93	356	3	1994	Dwayne Thomas	142	655	5
1962	Gerald Bobbitte	95	312	3	1995	Dwayne Thomas	167	673	7
1963	Bob Schweickert	155	839	7	1996	Ken Oxendine	150	890	13
1964	Sonny Utz	175	777	10	1997	Ken Oxendine	237	904	8
1965	Bobby Owens	146	526	7	1998	Lamont Pegues	178	745	7
1966	Tommy Francisco	203	753	13	1999	Shyrone Stith	226	1119	13
1967	Terry Smoot	68	356	4	2000	Lee Suggs	222	1207	27
1968	Terry Smoot	196	820	8	2001	Kevin Jones	175	957	5
1969	Terry Smoot	246	940	11	2002	Lee Suggs	257	1325	22
1970	Perry Tiberio	184	764	8	2003	Kevin Jones	281	1647	21
1971	James Barber	93	501	9	2004	Mike Imoh	158	720	6
1972	James Barber	186	624	13	2005	Cedric Humes	162	752	11
1973	Phil Rogers	175	1036	1	2006	Branden Ore	241	1137	16
1974	Phil Rogers	153	663	7	2007	Branden Ore	276	992	9
1975	Roscoe Coles	194	1045	10	2008	Darren Evans	287	1265	11
1976	Roscoe Coles	209	1119	9	2009	Ryan Williams	293	1655	21
1977	Roscoe Coles	158	672	4	2010	Darren Evans	151	854	11
1978	Kenny Lewis	184	1020	10	2011	David Wilson	290	1709	9
1979	Cyrus Lawrence	177	791	9	2012	Logan Thomas	174	524	9
1980	Cyrus Lawrence	271	1221	8	2013	Trey Edmunds	166	675	10
1981	Cyrus Lawrence	325	1403	8	2014	J.C. Coleman	107	533	3
1982	Billy Hite	145	622	3	2015	Travon McMillian	200	1043	7
1983	Otis Copeland	158	709	7	2016	Jerod Evans	204	846	12
1984	Maurice Williams	149	574	6	2017	<b>Deshawn McCleese</b>	<b>108</b>	<b>530</b>	<b>3</b>

## 100-YARD+ RUSHING GAMES

No.	Pos.	Player	Best	Year
16	tb	Cyrus Lawrence	202 vs. Virginia	1981
15	tb	Kevin Jones	241 vs. Pittsburgh	2003
14	rb	Roscoe Coles	214 vs. Tulsa	1976
12	tb	David Wilson	175 vs. Georgia Tech	2011
11	tb	Eddie Hunter	160 vs. VMI	1984
11	tb	Ken Oxendine	163 vs. Temple	1996
11	tb	Lee Suggs	197 vs. Rutgers	2002
11	tb	Ryan Williams	183 vs. Virginia	2009
10	tb	Kenny Lewis	223 vs. VMI	1978
9	rb-qb	Phil Rogers	168 vs. Houston	1975
9	tb	Branden Ore	207 vs. Southern Miss	2006
8	tb	Terry Smoot	171 vs. VMI	1969
8	tb	Maurice Williams	190 vs. Louisville	1985
8	tb	Shyrone Stith	162 vs. Clemson	1999
7	hb	James Barber	164 vs. SMU	1973
7	tb	Vaughn Hebron	165 vs. Bowling Green	1990
7	tb	Dwayne Thomas	172 vs. Rutgers	1994
6	qb	Bob Schweickert	204 vs. Richmond	1963
6	fb	Mickey Fitzgerald	144 vs. West Virginia	1977
6	qb	Tyrod Taylor	137 vs. Virginia	2008
5	tb	Travon McMillian	142 vs. Duke	2015
5	tb	Cedric Humes	134 vs. North Carolina	2005
5	tb	Darren Evans	253 vs. Maryland	2008
4	fb	Sonny Utz	146 vs. Tampa	1964
4	tb	Jon Jeffries	160 vs. Cincinnati	1987
4	tb	Tony Kennedy	133 vs. East Carolina	1991
4	tb	Lamont Pegues	166 vs. Temple	1998
4	qb	Michael Vick	210 vs. Boston College	2000
3	tb	Tommy Francisco	133 vs. Wake Forest	1965
3	tb	Perry Tiberio	170 vs. Duke	1969
3	tb	Mike Imoh	243 vs. North Carolina	2004
3	tb	J.C. Coleman	183 vs. Duke	2012
2	hb	Alger Pugh	129 vs. Wake Forest	1959
2	fb	Ken Edwards	197 vs. Florida St.	1968
2	fb	Paul Adams	113 vs. Virginia	1975
2	tb	Johnnie Edmonds	115 vs. Rhode Island	1980
2	tb	Otis Copeland	132 vs. Wake Forest	1983
2	tb	Desmar Becton	129 vs. William & Mary	1983
2	tb	Ralph Brown	125 vs. Cincinnati	1988
2	qb	Al Clark	120 vs. Akron	1995
2	fb-tb	Marcus Parker	117 vs. East Carolina	1996
2	tb	Keith Burnell	111 vs. Boston College	2001
2	qb	Bryan Randall	132 vs. Miami	2002
2	qb	Logan Thomas	124 vs. Miami	2012
2	tb	Trey Edmunds	132 vs. Alabama	2013
2	tb	Marshawn Williams	119 vs. Western Michigan	2014
1	hb	Dickie Longbeam	164 vs. Virginia	1965
1	qb	Bobby Owens	158 vs. VMI	1965
1	qb	Tommy Stafford	105 vs. Tulane	1966
1	fb	George Constantinides	117 vs. Richmond	1967
1	tb	Rich Matijevich	119 vs. William & Mary	1969
1	fb	George Heath	104 vs. South Carolina	1974
1	qb	David Lamie	121 vs. William & Mary	1977
1	qb	Steve Casey	101 vs. West Virginia	1978
1	qb	Mark Cox	125 vs. VMI	1983
1	fb	Earnie Jones	116 vs. Vanderbilt	1985
1	fb	Phil Bryant	120 vs. Akron	1991
1	tb	Tommy Edwards	144 vs. Maryland	1993
1	tb	André Kendrick	162 vs. Pittsburgh	1999
1	qb	Marcus Vick	133 vs. Maryland	2005
1	tb	Shai McKenzie	106 vs. William & Mary	2014
1	rb	Sam Rogers	105 vs. Virginia	2016
1	tb	<b>Deshawn McCleave</b>	<b>124 vs. Oklahoma State</b>	<b>2017</b>
1	qb	<b>Josh Jackson</b>	<b>101 vs. West Virginia</b>	<b>2017</b>

## THREE 100+ PERFORMANCES IN SAME GAME:

Rogers (120), Coles (111) & Heath (104) vs. South Carolina..... 1974

## TWO 100+ PERFORMANCES IN SAME GAME:

Schweickert (204) & Utz (132) vs. Richmond.....	1963
Smoot (147) & Matijevich (119) vs. Wm. & Mary.....	1969
Tiberio (170) & Edwards (105) vs. Duke.....	1969
Barber (138) & Rogers (136) vs. Virginia.....	1973
Rogers (155) & Barber (124) vs. Florida State.....	1973
Coles (135) & Rogers (128) vs. Auburn.....	1975
Adams (113) & Coles (104) vs. Virginia.....	1975
Rogers (143) & Adams (109) vs. VMI.....	1975
Lewis (120) & Fitzgerald (112) vs. Wake Forest.....	1978
Lewis (161) & Fitzgerald (115) vs. Appalachian St.....	1979

Lewis (108) & Lawrence (103) vs. Wm. & Mary.....	1979
Lawrence (169) & Edmonds (105) vs. James Madison.....	1980
Hunter (160) & Becton (114) vs. VMI.....	1984
M. Williams (165) & Hunter (159) vs. Wm. & Mary.....	1985
E. Jones (116) & M. Williams (102) vs. Vanderbilt.....	1985
M. Williams (159) & Hunter (125) vs. Syracuse.....	1986
M. Williams (143) & Hunter (130) vs. Virginia.....	1986
M. Williams (149) & Hunter (139) vs. Richmond.....	1986
Hebron (135) & Kennedy (114) vs. East Carolina.....	1989
Bryant (120) & Kennedy (114) vs. Akron.....	1991
Oxendine (135) & Clark (120) vs. Akron.....	1995
Clark (118) & Parker (101) vs. Rutgers.....	1997
Pegues (166) & Stith (117) vs. Temple.....	1998
Vick (210) & Suggs (145) vs. Boston College.....	2000
K. Jones (174) & Suggs (153) vs. Marshall.....	2002
Suggs (154) & K. Jones (144) vs. Boston College.....	2002
Suggs (197) & K. Jones (132) vs. Rutgers.....	2002
Ore (115) & Humes (113) vs. Virginia.....	2005
Humes (134) & Ore (104) vs. North Carolina.....	2005
Wilson (165) & R. Williams (164) vs. Marshall.....	2009
Evans (160) & T. Taylor (121) vs. NC State.....	2010

## MOST IN SINGLE SEASON:

10 by Ryan Williams.....	2009
David Wilson.....	2011

## SEASONS WITH NO 100+ PERFORMANCES:

1957, '58, '60, '61, '72

## CAREER RUSHING LEADERS

Pos.	Name	Yrs. Played	Carries	Tot. Yds.
tb	Cyrus Lawrence	1979-82	843	3767
tb	Kevin Jones	2001-03	616	3475
rb	Roscoe Coles	1974-77	656	3459
tb	Maurice Williams	1983-86	550	2981
tb	Branden Ore	2005-07	617	2776
tb	Lee Suggs	1999-02	535	2767
tb	Dwayne Thomas	1992-95	576	2696
tb	David Wilson	2009-11	462	2662
tb	Ken Oxendine	1994-97	526	2645
tb	Eddie Hunter	1983-86	466	2523
rb-qb	Phil Rogers	1973-75	528	2461
tb	Vaughn Hebron	1989-92	481	2327
tb	Shyrone Stith	1996-99	448	2292
tb	Tony Kennedy	1989-92	535	2259
qb	Tyrod Taylor	2007-10	501	2196
tb	Travon McMillian	2015-17	449	2153
tb	Ryan Williams	2009-10	403	2132
tb	Darren Evans	2008-10	438	2119
tb	Terry Smoot	1967-69	510	2116
rb	James Barber	1971-73	454	2052
fb	Paul Adams	1972-76	470	1984
tb	Kenny Lewis	1976-79	358	1928
tb	Cedric Humes	2002-05	373	1805
qb	Bob Schweickert	1962-64	337	1723
fb	Sonny Utz	1962-64	375	1605
tb	Tommy Francisco	1964-66	366	1555
qb	Bryan Randall	2001-04	409	1526
fb	Mickey Fitzgerald	1976-79	303	1449



CYRUS LAWRENCE



# Passing

## INDIVIDUAL PASSING

### MOST PASSES ATTEMPTED

Game	56	Michael Brewer vs. East Carolina...2014
Season	441	Michael Brewer .....2014
Career	1248	Logan Thomas.....2010-13

### MOST PASSES COMPLETED

Game	34	Don Strock vs. Houston.....1972
Season	268	Jerod Evans.....2016
Career	693	Logan Thomas.....2010-13

### MOST YARDS GAINED PASSING

Game	527	Don Strock vs. Houston.....1972
Season	3542	Jerod Evans.....2016
Career	9003	Logan Thomas.....2010-13

### MOST TOUCHDOWN PASSES THROWN

Game	5	Bryan Randall vs. Syracuse.....2002
		Jerod Evans vs. Boston College..2016
		<b>Josh Jackson vs. East Carolina ..... 2017</b>
Season	29	Jerod Evans.....2016
Career	53	Logan Thomas.....2010-13

### MOST INTERCEPTIONS THROWN

Game	5	Don Strock vs. Kentucky.....1971
		Steve Casey vs. Duke .....1981
		Will Furrer vs. N.C. State.....1991
		Maurice DeShazo vs. Virginia...1994
Season	27	Don Strock .....1972
Career	47	Don Strock .....1970-72

### HIGHEST YARDS-PER-GAME AVERAGE

Season	294.8	Don Strock.....1972
Career	209.3	Michael Brewer .....2014-15

(min. 20 games played)

### HIGHEST YARDS-PER-COMPLETION AVERAGE

Season	20.4	Michael Vick.....1999
Career	14.4	Maurice DeShazo .....1991-94

(min. 200 completions)

### HIGHEST YARDS-PER-ATTEMPT AVERAGE

Season	12.0	Michael Vick.....1999
		(min. 150 attempts)
Career	9.79	Michael Vick.....1999-00
		(min. 300 attempts)

## CAREER PASSING LEADERS

Name	Yrs. Played	Comp-Att.	TDs	Tot. Yds.
Logan Thomas	2010-13	693-1248	53	9003
Tyrod Taylor	2007-10	495-865	44	7017
Bryan Randall	2001-04	490-833	48	6508
Don Strock	1970-72	440-829	29	6009
Will Furrer	1988-91	494-920	43	5915
Maurice DeShazo	1991-94	397-745	47	5720
Sean Glennon	2004-08	386-656	28	4867
Michael Brewer	2014-15	388-657	31	4395
Jim Druckenmiller	1993-96	313-582	34	4383
Steve Casey	1978-81	342-647	29	4299
Jerod Evans	2016	268-422	29	3546
Mark Cox	1981-85	281-518	22	3526
Michael Vick	1999-00	177-313	20	3074
Erik Chapman	1985-87	234-458	20	2996
<b>Josh Jackson</b>	<b>2017-</b>	<b>236-396</b>	<b>20</b>	<b>2991</b>
Marcus Vick	2003,05	207-346	19	2868
Todd Greenwood	1982-85	234-443	16	2721
Al Clark	1995-98	193-361	19	2622
Grant Noel	1999-02	158-284	18	1971
Bob Schweickert	1962-64	133-266	18	1725
David Lamie	1975-78	79-190	4	1327
Bruce Arians	1972-74	78-174	6	1270
Billy Holsclaw	1956-58	87-169	11	1262

## HIGHEST COMPLETION PERCENTAGE

Season	.637	Bryan Randall.....2002
		(min. 150 attempts)
Career	.591	Michael Brewer .....2014-15
		(min. 500 attempts)

## TEAM PASSING

### MOST PASSES ATTEMPTED

Game	56	vs. East Carolina ..... 2014
Season	456	..... 2014

### MOST PASSES COMPLETED

Game	34	vs. Houston ..... 1972
Season	279	..... 2016

### MOST YARDS GAINED PASSING

Game	527	vs. Houston ..... 1972
Season	3660	..... 2016

### MOST TOUCHDOWN PASSES THROWN

Game	5	vs. Temple ..... 1993
		vs. Syracuse ..... 2002
		vs. Boston College ..... 2016
		<b>vs. East Carolina ..... 2017</b>
Season	31	..... 2016

### MOST INTERCEPTIONS THROWN

Game	7	vs. Florida State ..... 1959
Season	28	..... 1972

### HIGHEST YARDS-PER-GAME AVERAGE

Season	304.4	..... 1972
--------	-------	------------

### HIGHEST YARDS-PER-COMPLETION AVERAGE

Season	18.6	..... 1999
--------	------	------------

(min. 100 completions)

### HIGHEST YARDS-PER-ATTEMPT AVERAGE

Season	9.6	..... 2009
--------	-----	------------

(min. 200 attempts)

### HIGHEST COMPLETION PERCENTAGE

Season	.621	..... 2016
--------	------	------------

(min. 200 attempts)

### MOST FIRST DOWNS PASSING

Game	23	vs. UCF.....2003
Season	172	..... 2016

## YEAR-BY-YEAR PASSING LEADERS

Year	Player	Comp-Att	Yds.	TDs	Int.
1952	Johnny Dean	62-136	878	2	17
1953	Johnny Dean	26- 62	314	0	6
1954	Billy Cranwell	18- 37	316	7	6
1955	Billy Cranwell	25- 54	458	4	5
1956	Jimmy Lugar	32- 76	556	6	8
1957	Billy Cranwell	36- 57	391	0	2
1958	Billy Holsclaw	70-127	1013	9	7
1959	Frank Eastman	32- 68	548	10	8
1960	Warren Price	29- 73	386	7	7
1961	Warren Price	37- 93	381	5	5
1962	Pete Cartwright	26- 60	266	3	3
1963	Bob Schweickert	62-116	687	6	8
1964	Bob Schweickert	52-109	833	9	3
1965	Bobby Owens	68-122	891	6	7
1966	Tommy Stafford	53-113	610	5	6
1967	Al Kincaid	64-132	556	3	6
1968	Al Kincaid	47- 97	537	2	5
1969	Bob German	51-105	743	2	8
1970	Gil Schwabe	61-126	815	5	7
1971	Don Strock	195-356	2577	12	19
1972	Don Strock	228-427	3243	16	27
1973	Rick Popp	70-131	784	7	9
1974	Bruce Arians	53-118	952	3	7
1975	Phil Rogers	25- 53	379	3	3
1976	Mitcheal Barnes	39- 72	589	5	2
1977	David Lamie	43-107	752	0	10
1978	Steve Casey	61-118	678	2	4
1979	Steve Casey	105-190	1419	10	13
1980	Steve Casey	97-176	1119	13	14
1981	Steve Casey	79-163	1083	4	9
1982	Todd Greenwood	82-148	987	6	7
1983	Mark Cox	86-156	1188	9	7
1984	Mark Cox	86-164	983	5	8
1985	Todd Greenwood	85-169	919	7	9
1986	Erik Chapman	113-222	1627	10	6
1987	Erik Chapman	119-231	1340	10	14
1988	Will Furrer	128-279	1384	6	16
1989	Will Furrer	45- 88	589	3	3
1990	Will Furrer	173-296	2122	19	11
1991	Will Furrer	148-257	1820	15	16
1992	Maurice DeShazo	101-215	1504	12	11
1993	Maurice DeShazo	129-230	2080	22	7
1994	Maurice DeShazo	164-296	2110	13	13
1995	Jim Druckenmiller	151-294	2103	14	11
1996	Jim Druckenmiller	142-250	2071	17	5
1997	Al Clark	110-192	1476	10	3
1998	Al Clark	72-148	1050	9	5
1999	Michael Vick	90-152	1840	12	5
2000	Michael Vick	87-161	1234	8	6
2001	Grant Noel	146-254	1826	16	11
2002	Bryan Randall	158-248	2134	12	11
2003	Bryan Randall	150-245	1996	15	10
2004	Bryan Randall	170-306	2264	21	9
2005	Marcus Vick	177-289	2393	17	10
2006	Sean Glennon	170-302	2191	11	11
2007	Sean Glennon	143-235	1796	12	5
2008	Tyrod Taylor	99-173	1036	2	7
2009	Tyrod Taylor	136-243	2311	13	5
2010	Tyrod Taylor	188-315	2743	24	5
2011	Logan Thomas	234-391	3013	19	10
2012	Logan Thomas	220-429	2976	18	16
2013	Logan Thomas	227-402	2907	16	13
2014	Michael Brewer	262-441	2692	18	15
2015	Michael Brewer	126-216	1703	13	7
2016	Jerod Evans	268-422	3546	29	8
2017	<b>Josh Jackson</b>	<b>236-396</b>	<b>2991</b>	<b>20</b>	<b>9</b>



JEROD EVANS

# Receiving



## INDIVIDUAL RECORDS

### MOST PASSES CAUGHT

<b>Game</b>	<b>14</b>	<b>wr Cam Phillips vs. East Carolina .....</b>
<b>2017</b>		
<b>Season</b>	<b>79</b>	<b>wr Isaiah Ford..... 2016</b>
<b>Career</b>	<b>236</b>	<b>wr Cam Phillips.....2014-17</b>

### MOST YARDS GAINED BY RECEIVING

<b>Game</b>	<b>279</b>	<b>se Ernest Wilford vs. Syracuse..... 2002</b>
<b>Season</b>	<b>1164</b>	<b>wr Isaiah Ford..... 2015</b>
<b>Career</b>	<b>3027</b>	<b>wr Cam Phillips.....2014-17</b>

### MOST TOUCHDOWN RECEPTIONS

<b>Game</b>	<b>4</b>	<b>se Ernest Wilford vs. Syracuse..... 2002</b>
<b>Season</b>	<b>11</b>	<b>wr Isaiah Ford..... 2015</b>
<b>Career</b>	<b>24</b>	<b>wr Isaiah Ford..... 2014-16</b>

### BEST AVERAGE PER CATCH

<b>Season</b>	<b>27.5</b>	<b>fl André Davis..... 1999</b>
<i>(min. 30 catches)</i>		
<b>Career</b>	<b>20.1</b>	<b>wr Ricky Scales..... 1972-74</b>

Pos.	Name	Yrs. Played	Cgt.	TDs	Yds.
wr	Cam Phillips	2014-17	236	17	3027
wr	Isaiah Ford	2014-16	210	24	2967
se	Jarrett Boykin	2008-11	184	18	2884
fl	Danny Coale	2008-11	165	8	2658
te	Bucky Hodges	2014-2016	133	20	1747
se	Ernest Wilford	2000-03	126	11	2052
se	Josh Morgan	2004-07	122	16	1817
se	Antonio Freeman	1991-94	121	22	2207
fl	Eddie Royal	2004-07	119	12	1778
wr	Ricky Scales	1972-74	113	18	2272
se	Marcus Davis	2009-12	105	13	1827
se	Mike Giacolone	1979-82	103	10	1384
fl	André Davis	1998-01	103	18	1986
se	Myron Richardson	1986-89	100	9	1541
wr	Willie Byrn	2011-14	99	2	1063
fl	Dyrell Roberts	2008-12	96	6	1363
fl	David Clowney	2003-06	93	6	1373
se	Donald Snell	1983-86	92	7	1409
te	Mike Burnop	1970-72	90	5	1141
wb	Sidney Snell	1978-80	86	15	1274
te	Steve Johnson	1984-87	84	8	1058
se	Justin Harper	2004-07	83	9	1338
se	Josh Hyman	2004-07	82	6	1142
se	Cornelius White	1993-96	78	7	1114
fl	Marcus Mickel	1988-91	77	1	868
fl	Bryan Still	1992-95	74	11	1458
rb	Sam Rogers	2013-16	72	7	802
se-wb	Jimmy Quinn	1969-71	72	4	1262
se	Nick Cullen	1987-90	70	5	946
te	Ken Barefoot	1965-67	68	8	752
wr	Donnie Reel	1970-72	68	5	1260
se	Bo Campbell	1989-92	68	9	1145
se	Carroll Dale	1956-59	67	15	1195
se	Jermaine Holmes	1992-95	67	7	993
se	Ricky Hall	1998-99	62	11	1048

## YEAR-BY-YEAR RECEIVING LEADERS

Year	Player	Cgt.	Yds.	TDs
1952	Bob Luttrell	11	142	0
1953	Tom Petty	10	216	0
1954	Tom Petty	9	236	0
1955	Roger Simmons	9	153	0
1956	Carroll Dale	8	157	3
1957	Carroll Dale	17	171	0
1958	Carroll Dale	25	459	6
1959	Carroll Dale	17	408	6
1960	Terry Strock	16	236	6
1961	Terry Strock	10	68	1
1962	Tommy Marvin	11	137	1
1963	Tommy Marvin	28	303	1
1964	Tommy Marvin	21	330	3
1965	Gene Fisher	30	387	2
1966	Ken Barefoot	22	267	4
1967	Ken Barefoot	26	225	2
1968	Danny Cupp	21	323	1
1969	Terry Smoot	18	161	1
1970	Jimmy Quinn	30	481	1
1971	Mike Burnop	46	558	2
1972	Ricky Scales	43	826	7
1973	Ricky Scales	36	772	7
1974	Ricky Scales	34	674	4
1975	Steve Galloway	18	378	4
1976	Moses Foster	20	429	5
1977	Ellis Savage	23	416	0
1978	Dennis Scott	21	300	1
1979	Sidney Snell	43	706	7
1980	Sidney Snell	43	568	8
1981	Mike Giacolone	28	514	7
1982	Mike Giacolone	37	405	2
1983	Mike Shaw	23	357	2
1984	Joe Jones	39	452	1
1985	Donald Snell	31	369	0
1986	Donald Snell	34	661	6
1987	Steve Johnson	38	475	3
1988	Myron Richardson	36	583	1
1989	Myron Richardson	27	450	4
1990	Marcus Mickel	38	409	0
1991	Bo Campbell	29	494	7
1992	Antonio Freeman	32	703	6
1993	Antonio Freeman	32	644	9
1994	Antonio Freeman	38	586	5
1995	Bryan Still	32	628	3
1996	Shawn Scales	30	510	4
1997	Marcus Parker	20	212	0
1998	Ricky Hall	37	650	8
1999	André Davis	35	962	9
2000	Emmett Johnson	34	574	3
2001	André Davis	39	623	7
2002	Ernest Wilford	51	925	7
2003	Ernest Wilford	55	886	3
2004	Eddie Royal	28	470	3
2005	David Clowney	34	619	3
2006	David Clowney	34	429	0
2007	Josh Morgan	46	552	5
2008	Danny Coale	36	408	0
2009	Jarrett Boykin	40	835	5
2010	Jarrett Boykin	53	847	6
2011	Jarrett Boykin	61	761	5
2012	Marcus Davis	51	953	5
2013	Willie Byrn	51	660	2
2014	Isaiah Ford	56	709	6
2015	Isaiah Ford	75	1164	11
2016	Isaiah Ford	79	1094	7
<b>2017</b>	<b>Cam Phillips</b>	<b>71</b>	<b>964</b>	<b>7</b>



# Total Offense

## INDIVIDUAL RECORDS

### MOST PLAYS

Game	69	qb Marcus Vick vs. Florida State.....	2005
Season	626	qb Jerod Evans.....	2016
Career*	1743	qb Logan Thomas.....	2010-13

### MOST YARDS

Game	516	qb Don Strock vs. Houston.....	1972
Season	4392	qb Jerod Evans.....	2016
Career*	10362	qb Logan Thomas.....	2010-13

### MOST YARDS PER GAME

Season	313.7	qb Jerod Evans.....	2016
Career*	220.5	qb Logan Thomas.....	2010-13

### MOST YARDS PER PLAY

Season	9.3	qb Michael Vick.....	1999
Career*	8.14	qb Michael Vick.....	1999-2000

\*Min. 20 games played

## TEAM RECORDS

### MOST PLAYS

Game	100	vs. Duke.....	2015
Season	1087	.....	2016

### MOST YARDS

Game	675	vs. Pittsburgh.....	1993
		at East Carolina .....	2017
Season	6223	.....	2016

### MOST YARDS PER GAME

Season	451.8	.....	1999
--------	-------	-------	------

### MOST YARDS PER PLAY

Season	6.6	.....	1999
--------	-----	-------	------

### FIRST DOWNS

Game	36	vs. UCF.....	2003
Season	330	.....	2016

Pos.	Name	Yrs. Played	Plays	Tot. Yds.
qb	Logan Thomas	2010-13	1743	10362
qb	Tyrod Taylor	2007-10	1366	9213
qb	Bryan Randall	2001-04	1242	8034
qb	Maurice DeShazo	1991-94	1026	6105
qb	Don Strock	1970-72	974	5871
qb	Will Furrer	1988-91	1047	5782
qb	Steve Casey	1978-81	982	4987
qb	Sean Glennon	2004-08	826	4695
qb	Jim Druckenmiller	1993-96	725	4634
qb	Jerod Evans	2016	626	4392
qb	Michael Brewer	2014-15	774	4310
qb	Michael Vick	1999-00	525	4276
qb	Mark Cox	1981-85	754	3890
tb	Cyrus Lawrence	1979-82	844	3767
tb	Kevin Jones	2001-03	616	3475
rb	Roscoe Coles	1974-77	658	3458
qb	Bob Schweickert	1962-64	603	3448
qb	Marcus Vick	2003, 05	530	3350
<b>qb</b>	<b>Josh Jackson</b>	<b>2017-</b>	<b>520</b>	<b>3315</b>
qb	Al Clark	1995-98	547	3190
rb-qb	Phil Rogers	1973-75	589	3025
tb	Maurice Williams	1983-86	550	2981
qb	Erik Chapman	1985-87	640	2828
tb	Branden Ore	2005-07	617	2776
tb	Lee Suggs	1999-02	535	2767
tb	Dwayne Thomas	1992-95	576	2696
qb	Todd Greenwood	1982-85	604	2669
tb	Ken Oxendine	1994-97	526	2645
tb	Eddie Hunter	1983-86	471	2550
tb	Tony Kennedy	1989-92	546	2336
tb	Vaughn Hebron	1989-92	481	2327
tb	Shyrone Stith	1996-99	448	2292

## YEAR-BY-YEAR TOTAL OFFENSE LEADERS

Year	Player	Plays	Yds.
1952	Johnny Dean	208	914
1953	Jack Williams	n/a	592
1954	Dickie Beard	131	729
1955	Billy Cranwell	120	593
1956	Jimmy Lugar	156	865
1957	Billy Cranwell	83	407
1958	Billy Holsclaw	230	1227
1959	Alger Pugh	146	859
1960	Warren Price	171	736
1961	Warren Price	186	737
1962	Bob Schweickert	80	513
1963	Bob Schweickert	271	1526
1964	Bob Schweickert	240	1409
1965	Bobby Owens	268	1417
1966	Tommy Stafford	278	1193
1967	Al Kincaid	251	765
1968	Terry Smoot	197	852
1969	Terry Smoot	246	940
1970	Gil Schwabe	159	773
1971	Don Strock	413	2404
1972	Don Strock	480	3170
1973	Phil Rogers	182	1221
1974	Bruce Arians	225	1195
1975	Phil Rogers	264	1141
1976	Roscoe Coles	209	1119
1977	David Lamie	229	1040
1978	Kenny Lewis	184	1020
1979	Steve Casey	295	1622
1980	Steve Casey	248	1287
1981	Cyrus Lawrence	325	1403
1982	Todd Greenwood	227	941
1983	Mark Cox	245	1403
1984	Mark Cox	209	1057
1985	Maurice Williams	167	936
1986	Erik Chapman	308	1583
1987	Erik Chapman	323	1246
1988	Will Furrer	337	1297
1989	Will Furrer	101	590
1990	Will Furrer	329	2046
1991	Will Furrer	280	1849
1992	Maurice DeShazo	315	1710
1993	Maurice DeShazo	313	2177
1994	Maurice DeShazo	379	2081
1995	Jim Druckenmiller	355	2160
1996	Jim Druckenmiller	324	2276
1997	Al Clark	287	1820
1998	Al Clark	217	1118
1999	Michael Vick	260	2425
2000	Michael Vick	265	1851
2001	Grant Noel	315	1812
2002	Bryan Randall	419	2641
2003	Bryan Randall	327	2400
2004	Bryan Randall	442	2775
2005	Marcus Vick	436	2773
2006	Sean Glennon	365	2110
2007	Sean Glennon	301	1753
2008	Tyrod Taylor	320	1774
2009	Tyrod Taylor	349	2681
2010	Tyrod Taylor	461	3402
2011	Logan Thomas	544	3482
2012	Logan Thomas	603	3500
2013	Logan Thomas	564	3251
2014	Michael Brewer	521	2687
2015	Michael Brewer	253	1623
2016	Jerod Evans	626	4392
2017	<b>Josh Jackson</b>	<b>520</b>	<b>3315</b>



TYROD TAYLOR

# Interceptions

## INDIVIDUAL RECORDS

### MOST INTERCEPTIONS

Game	3	hb Ron Davidson vs. Florida St.....	1967
		s Lenny Smith vs. Wake Forest .....	1968
		hb John Bell vs. Florida St.....	1973
		hb John Bell vs. West Va.....	1974
		cb Paul Davis vs. Florida St.....	1979
		cb Derek Carter vs. VMI.....	1982
		olb Lorenzo Ferguson vs. Clemson .....	1998
		fs Keion Carpenter vs. Pittsburgh .....	1998
		cb Ike Charlton vs. West Va .....	1998
		cb/s Anthony Midget vs. Miami.....	1999
		fs Willie Pile vs. Syracuse.....	2000
		cb Garnell Wilds vs. Syracuse.....	2002
		cb Jayron Hosley vs. NC State .....	2010
		cb Kendall Fuller vs. Duke.....	2013
Season	9	hb Ron Davidson.....	1967
		cb Jayron Hosley.....	2010
Career	18	cb-fs Gene Bunn.....	1976-78

### MOST YARDS GAINED ON INTERCEPTION RETURNS

Game	*182	fs Ashley Lee vs. Vanderbilt.....	1983
Season	210	hb Johnny Watkins.....	1960
Career	351	fs Ashley Lee.....	1980-84

### MOST TOUCHDOWNS ON INTERCEPTION RETURNS

Game	2	lb Don Divers vs. VMI.....	1954
		fs Ashley Lee vs. Vanderbilt.....	1983
Season	2	lb Don Divers.....	1954
		lb Mike Widger.....	1968
		fs Ashley Lee.....	1983
		cb Eric Green.....	2003
		cb Victor Harris.....	2008
Career	4	cb Victor Harris.....	2005-08

\*NCAA record

## TEAM RECORDS

### MOST INTERCEPTIONS

Game	6	vs. Florida State.....	1968
		vs. Rutgers.....	1992
		vs. Rutgers.....	1998
Season	27	.....	1967

### MOST YARDS ON INTERCEPTION RETURNS

Game	182	vs. Vanderbilt.....	1983
Season	594	.....	1954

### MOST INTERCEPTION TOUCHDOWN RETURNS

Game	2	vs. VMI.....	1954
		vs. Vanderbilt.....	1983
		vs. South Carolina.....	1988
		vs. Rutgers.....	1998
		vs. Georgia Tech.....	2005
		vs. Boston College.....	2008
Season	5	.....	2005 & 2007

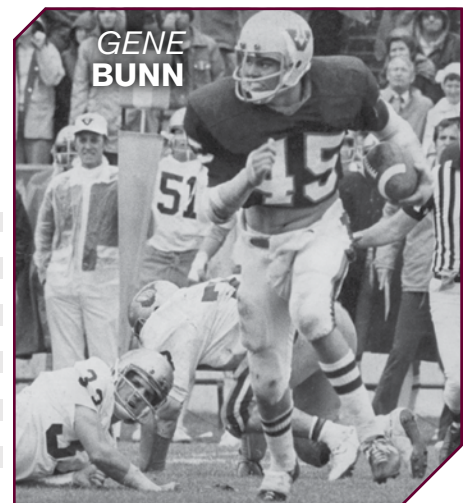
## CAREER INTERCEPTION LEADERS

Pos.	Name	Yrs. Played	Int.	TDs	Ret.Yds.
cb-s	Gene Bunn	1976-78	18	0	106
cb	Tyronne Drakeford	1990-93	16	1	144
cb	Victor Harris	2005-08	15	4	278
s	Willie Pile	1999-02	14	2	270
hb	Ron Davidson	1966-68	13	0	174
s	Lenny Smith	1968-70	13	0	120
lb	Mike Widger	1967-69	12	3	220
cb	John Granby	1987-91	12	0	98

## YEAR-BY-YEAR INTERCEPTION LEADERS

Year	Player	Int.	Yds.	TDs	Long
1952	Julian King	4	27	-	-
1953	Don Booth	2	53	1	-
	Leo Burke	2	35	0	-
1954	Dickie Beard	3	119	1	-
	Leo Burke	3	55	0	-
1955	Leo Burke	3	12	0	-
1956	Jimmy Lugar	3	58	0	37
1957	Carroll Dale	2	43	0	37
1958	Ken Byrd	2	43	0	-
	Billy Holsclaw	2	2	0	-
1959	Alger Pugh	5	103	0	59
1960	Johnny Watkins	4	210	1	88
1961	Buddy Perry	4	45	0	32
1962	Gerald Bobbitte	5	51	0	25
1963	Mike Cahill	4	32	0	11
1964	Vic Kreiter	2	19	0	12
1965	Billy Edwards	2	12	0	12
	Jimmy Richards	2	0	0	0
	George Foussekis	2	0	0	0
1966	Frank Beamer	4	22	0	22
1967	Ron Davidson	9	149	0	75
1968	Mike Widger	7	203	2	74
1969	Tim Bosiack	4	36	0	18
	Lenny Smith	4	29	0	27
1969	Mike Widger	4	9	0	5
1970	Ronnie Holsinger	5	82	0	66
1971	Kent Henry	5	57	0	25
1972	Jerry Scharnus	5	31	0	15
1973	John Bell	5	84	1	36
1974	John Bell	5	71	0	30
1975	Billy Hardee	7	83	0	31
1976	Gene Bunn	7	23	0	21
1977	Gene Bunn	6	69	0	32
1978	Gene Bunn	5	14	0	8
1979	Jerome Pannell	4	39	0	35
	Matt Mead	4	36	0	18
	Paul Davis	4	27	0	13
1980	Mike Scharnus	2	59	1	44
	Paul Davis	2	14	0	9
	Rick Miley	2	7	0	5
1981	Mike Johnson	4	75	0	55
	Gillett Ford	4	73	1	34
1982	Derek Carter	5	18	0	18
1983	Jake Clarke	4	44	0	33
	Mike Johnson	4	13	0	9
1984	Ashley Lee	7	155	0	44
1985	Carter Wiley	5	53	0	32
1986	Carter Wiley	3	15	0	15
	Billy Myers	3	9	0	9
1987	six players with 1	1	90	1	90
1988	John Granby	4	27	0	27
1989	Roger Brown	3	55	1	55
	John Granby	3	53	0	44
	Randy Cockrell	3	14	0	9

Year	Player	Int.	Yds.	TDs	Long
1990	Tyronne Drakeford	3	22	0	22
1991	Tyronne Drakeford	5	1	0	1
1992	Tyronne Drakeford	7	121	1	40
1993	Antonio Banks	3	22	0	21
	Torrian Gray	3	48	0	46
1994	Torrian Gray	4	74	1	66
	William Yarborough	4	0	0	0
1995	William Yarborough	5	14	0	12
1996	Antonio Banks	4	63	0	45
1997	Keion Carpenter	4	52	0	32
1998	Keion Carpenter	5	92	1	40
	Ike Charlton	5	81	1	26
1999	Anthony Midget	4	5	0	3
2000	Willie Pile	6	22	1	11
2001	Willie Pile	4	77	0	53
2002	Garnell Wilds	5	8	0	8
2003	Eric Green	3	166	2	84
2004	Jimmy Williams	5	81	1	34
2005	Aaron Rouse	4	52	0	25
2006	Victor Harris	4	75	1	72
2007	Brandon Flowers	5	93	1	49
	Victor Harris	5	61	1	44
2008	Victor Harris	6	142	2	55
	Stephan Virgil	6	94	0	36
2009	Rashad Carmichael	6	71	1	28
2010	Jayron Hosley	9	110	0	42
2011	Jayron Hosley	3	56	0	22
2012	Antone Exum	5	44	0	32
2013	Kendall Fuller	6	1	0	3
2014	Kyshoen Jarrett	3	35	0	26
2015	Adonis Alexander	4	-4	0	0
2016	Terrell Edmunds	4	28	0	15
2017	Greg Stroman	4	47	1	24






# Punt Returns



**EDDIE ROYAL**



**DEANGELO HALL**

## INDIVIDUAL RECORDS

### MOST RETURNS

Game	10	John Ludlow vs. Virginia.....	1982
		Bo Campbell vs. Akron .....	1989
		Angelo Harrison vs. Clemson.....	1998
Season	51	John Ludlow.....	1982
Career	136	John Ludlow.....	1979-82

### MOST YARDAGE ON RETURNS

Game	164	Antonio Freeman vs. Pitt.....	1994
Season	510	Ricky Hall.....	1999
Career	1296	Eddie Royal.....	2004-07

### MOST TOUCHDOWNS ON RETURNS

Game	2	DeAngelo Hall vs. Syracuse.....	2003
Season	3	Frank Loria .....	1966
		André Davis .....	2000
		DeAngelo Hall.....	2003
Career	5	DeAngelo Hall .....	2001-03

### BEST RETURN AVERAGE

Season	22.0	André Davis.....	2000
		(15 or more returns)	
Career	15.9	André Davis.....	1998-01

## TEAM RECORDS

### MOST RETURNS

Game	10	vs. VMI.....	1971
		vs. Virginia.....	1982
		vs. Clemson.....	1989
		vs. Clemson.....	1998
Season	53	.....	1982

### MOST YARDAGE ON RETURNS

Game	164	vs. Pittsburgh.....	1994
Season	711	.....	2000

### MOST TDS ON RETURNS

Season	3	.....	1966, 2000, 2003 & 2007
--------	---	-------	-------------------------

### BEST RETURN AVERAGE

Season	18.2	(39 returns).....	2000
--------	------	-------------------	------

## CAREER PUNT RETURN LEADERS

Name	Yrs. Played	No.	Yds.	TDs	Avg.
Eddie Royal	2004-07	111	1296	3	11.7
Greg Stroman	2014-17	127	1108	4	8.7
André Davis	1998-01	55	872	4	15.9
DeAngelo Hall	2001-03	56	839	5	15.0
John Ludlow	1979-82	136	837	0	6.2
Jayron Hosley	2009-11	68	815	2	12.0
Frank Loria	1965-67	61	813	4	13.3
Billy Myers	1984-87	90	750	0	8.3
Angelo Harrison	1995-98	73	697	0	9.5
Antonio Freeman	1991-94	63	651	1	10.3
Bo Campbell	1989-92	67	587	0	8.8
Billy Anderson	1952-54	43	557	1	13.0
Ricky Hall	1998-99	41	534	1	13.0
Billy Hardee	1973-75	63	529	1	8.4

## YEAR-BY-YEAR PUNT RETURN LEADERS

Year	Player	No.	Yds.	TDs
1952	Billy Anderson	23	375	1
1953	Billy Anderson	7	60	0
1954	Billy Anderson	13	122	0
1955	Dave Ebert	15	91	0
1956	Bobby Wolfenden	8	123	1
1957	Corbin Bailey	15	242	0
1958	Pat Henry	7	142	1
1959	Alger Pugh	12	129	0
1960	Bobby Watkins	14	182	1
1961	Terry Strock	9	83	0
1962	Mike Cahill	20	138	0
1963	Mike Cahill	18	138	0
1964	Tommy Francisco	9	58	0
1965	Frank Loria	15	145	0
1966	Frank Loria	16	248	3
1967	Frank Loria	30	420	1
1968	Ron Davidson	25	62	0
1969	Wayne Humphries	24	89	0
1970	Tim Bosiack	34	177	0
1971	Jerry Scharnus	25	238	0
1972	Jerry Scharnus	26	229	0
1973	Billy Hardee	6	118	0
1974	Billy Hardee	30	263	0
1975	Billy Hardee	27	148	1
1976	Greg Payne	16	156	1
1977	Henry Bradley	13	58	0
1978	Gene Bunn	6	42	0
1979	John Ludlow	13	114	0
1980	John Ludlow	37	220	0
1981	John Ludlow	35	219	0
1982	John Ludlow	51	284	0
1983	Derek Carter	37	289	0
1984	Billy Myers	34	335	0
1985	Billy Myers	24	142	0
1986	Billy Myers	27	236	0
1987	Myron Richardson	16	70	0
1988	Myron Richardson	25	142	0
1989	Bo Campbell	26	134	0
1990	Marcus Mickel	25	292	0
1991	Bo Campbell	15	273	0
1992	Bo Campbell	20	135	0
1993	Antonio Freeman	24	184	0
1994	Antonio Freeman	39	467	1
1995	Larry Green	23	208	0
1996	Angelo Harrison	22	189	0
1997	Angelo Harrison	10	90	0
1998	Angelo Harrison	38	376	0
1999	Ricky Hall	40	510	1
2000	André Davis	18	396	3
2001	André Davis	35	437	1
2002	DeAngelo Hall	22	352	2
2003	DeAngelo Hall	33	487	3
2004	Eddie Royal	25	274	0
2005	Eddie Royal	32	263	0
2006	Eddie Royal	23	304	1
2007	Eddie Royal	31	455	2
2008	Victor Harris	25	233	0
2009	Jayron Hosley	31	348	1
2010	Jayron Hosley	19	239	1
2011	Jayron Hosley	18	228	0
2012	Kyshoen Jarrett	18	250	1
2013	Kyshoen Jarrett	26	139	0
2014	Greg Stroman	36	249	0
2015	Greg Stroman	31	241	1
2016	Greg Stroman	25	221	1
2017	Greg Stroman	35	397	2

# Kickoff Returns

## INDIVIDUAL RECORDS

### MOST RETURNS

Game	9	James Barber vs. Tulsa.....	1971
		Billy Hardee vs. Alabama.....	1973
Season	33	Billy Hardee .....	1973
Career	67	Jon Jeffries .....	1987-91

### MOST YARDAGE ON RETURNS

Game	214	Marcus Mickel vs. Clemson.....	1989
Season	758	Billy Hardee .....	1973
Career	1577	Dyrell Roberts .....	2008-12

### MOST TDS ON RETURNS

Season	2	David Wilson.....	2010
Career	2	Terry Strock.....	1959-61
		David Wilson.....	2009-11

### BEST RETURN AVERAGE

Season	34.3	Tommy Francisco.....	1965
		(10 or more returns)	
Career*	25.4	Mike Imoh.....	2002-05

\*Min. 30 returns

## TEAM RECORDS

### MOST RETURNS

Game	12	vs. Alabama.....	1973
Season	67	.....	1950

### MOST YARDAGE ON RETURNS

Game	245	vs. South Carolina.....	1973
Season	1431	.....	1973

### MOST TDS ON RETURNS

Season	2	.....	1965 & 2010
--------	---	-------	-------------

### BEST RETURN AVERAGE


Season	27.4	.....	1965
--------	------	-------	------

## CAREER KICKOFF RETURN LEADERS

Name	Yrs. Played	No.	Yds.	TDs	Avg.
Dyrell Roberts	2008-12	61	1577	1	25.9
Jon Jeffries	1987-91	67	1447	1	21.6
Eddie Royal	2004-07	59	1376	0	23.3
Demitri Knowles	2012-15	58	1345	1	23.2
David Wilson	2009-11	61	1324	2	21.7
Bob Thomas	1981-84	51	1088	0	21.3
Marcus Mickel	1988-91	47	963	1	20.5
Eddie Hunter	1983-86	38	889	1	23.4
Mike Imoh	2002-05	34	864	1	25.4
Dickie Longerbeam	1965-68	34	842	1	24.8
Billy Hardee	1973-75	37	833	1	22.5
Tommy Francisco	1964-66	34	789	1	23.2
Rich Matijevich	1969-71	36	780	1	21.7
Richard Johnson	2001-04	35	752	0	21.5
Sonny Utz	1962-64	33	741	0	22.5
Larry Fallen	1976-78	32	689	1	21.5



DYRELL ROBERTS



JON JEFFRIES

## YEAR-BY-YEAR KICKOFF RETURN LEADERS

Year	Player	No.	Yds.	TDs
1952	Don Booth	18	413	0
1953	Howie Wright	6	125	0
1954	Billy Anderson	5	96	0
1955	Dickie Beard	5	115	0
1956	Bobby Wolfenden	5	173	0
1957	Frank Eastman	5	60	0
1958	Jay Whitesell	5	192	1
1959	Alger Pugh	12	305	0
1960	Terry Strock	6	208	1
1961	Warren Price	13	273	0
1962	Sonny Utz	11	242	0
1963	Tommy Walker	7	259	1
1964	Tommy Francisco	15	301	0
1965	Dickie Longerbeam	12	404	1
1966	Tommy Francisco	9	145	0
1967	Dickie Longerbeam	14	317	0
1968	Ron Davidson	6	105	0
1969	Rich Matijevich	7	192	1
1970	Rich Matijevich	25	501	0
1971	Jimmy Quinn	14	324	0
1972	Don Testerman	11	294	0
1973	Billy Hardee	33	758	1
1974	Morris Blueford	15	305	0
1975	Roscoe Coles	14	312	0
1976	Ellis Savage	17	311	0
1977	Kenny Lewis	24	540	0
1978	Larry Fallen	23	526	1
1979	Billy Hite	8	156	0
1980	Sidney Snell	11	264	0
1981	Bob Thomas	9	172	0
1982	Bob Thomas	22	487	0
1983	Eddie Hunter	7	162	0
1984	Bob Thomas	14	278	0
1985	Eddie Hunter	12	265	0
1986	Eddie Hunter	19	462	1
1987	Jon Jeffries	22	561	1
1988	Jon Jeffries	15	311	0
1989	Marcus Mickel	25	546	1
1990	Marcus Mickel	15	285	0
1991	Jon Jeffries	16	273	0
1992	Tony Kennedy	16	386	1
1993	Dwayne Thomas	14	305	0
1994	Bryan Still	19	493	0
1995	Dwayne Thomas	13	238	0
1996	Shawn Scales	12	312	0
1997	Ike Charlton	18	373	0
1998	Shyrone Stith	14	282	0
1999	Shyrone Stith	15	387	0
2000	André Kendrick	22	447	0
2001	Richard Johnson	12	267	0
2002	Richard Johnson	23	485	0
2003	Mike Imoh	18	549	1
2004	Eddie Royal	12	346	0
2005	Eddie Royal	14	293	0
2006	Eddie Royal	19	431	0
2007	Eddie Royal	14	316	0
2008	Dyrell Roberts	22	545	0
2009	Dyrell Roberts	18	574	1
2010	David Wilson	22	584	2
2011	David Wilson	22	415	0
2012	Demitri Knowles	21	595	1
2013	Demitri Knowles	22	480	0
2014	Demitri Knowles	15	270	0
2015	Der'Woun Greene	16	438	0
2016	Greg Stroman	22	460	0
2017	Travon McMillian	9	240	0



# Punting

## MOST PUNTS

Game	14	Jack Simscak vs. Alabama.....	1968
Season	88	Gene Fisher .....	1967
		Brent Bowden .....	2007
Career	310	A.J. Hughes.....	2012-15

## MOST YARDS PUNTING

Game	586	A.J. Hughes vs. Alabama .....	2013
Season	3742	Brent Bowden .....	2007
Career	12962	A.J. Hughes.....	2012-15

## BEST PUNTING AVERAGE

Season	45.1	Jimmy Kibble.....	1997
Career	42.6	Nic Schmitt.....	2002-06

(min. 100 punts)

## PRINCIPAL KICKERS

Season(s)	Player	EP	FG	TP
1920-21	J.G. (Rip) Wallace	29		95
1922-24	Don Rutherford	31		107
1925	Paul Robertson	4		10
1926-28	J.B. (Scotty) MacArthur	26		
1928-30	Bird Hooper	21		41
1931	Heinie Groth	3		3
1932	Gene Hite	8		8
1933	Ray Mills	5		5
1934	George Sodaro	5		5
1935	Herman (Foots) Dickerson	5		47
1936	George Sodaro	6	1	9
1937	C.L. Shockey	6		6
1938	Frank Pierce	6		12
1939	Ward Boswell	5		5
1940-42	Roger McClure	39	9	74
1945-48	Ross M. Orr, Jr.	35		35
1949	Ralph Beard	16		22
1950	Ronnie Raugh	5		5
1951				
1952	Don (Duckie) Welsh	14	1	29
1953-55	Dickie Beard	43	1	46
1955-57	Barry Frazee	32	2	38
1958-59	Chuck Stephens	17-27	2-4	23
1960-62	Aster (Cat) Sizemore	39-46	1-9	42
1962-64	Dickie Cranwell	43-49	8-17	67
1965-67	Jon Utin	63-69	20-36	123
1968-70	Jack Simscak	59-64	21-48	122
1971-72	Dave Strock	50-56	22-42	116
1973-75	Wayne Latimer	72-77	25-55	147
1976-78	Paul Engle	54-58	16-42	102
1979-80	Dennis Laury	41-47	12-24	77
1981-84	Don Wade	98-107	42-70	224
1985	Tom Taricani	9-10	3-6	18
1985-88	Chris Kinzer	93-95	47-69	234
1989-91	Mickey Thomas	44-45	31-41	137
1991-94	Ryan Williams	137-147	39-57	254
1994-95	Atle Larsen	36-37	15-26	81
1996-99	Shayne Graham	167-169	68-93	371
2000-03	Carter Warley	190-195	39-63	307
2004-06	Brandon Pace	136-140	58-68	310
2007	Jud Dunlevy	45-47	21-26	108
2008	Dustin Keys	32-34	23-29	101
2009	Matt Waldron	48-48	20-23	108
2010	Chris Hazley	53-56	21-22	116
2011-13	Cody Journell	101-106	44-58	233
2014-17	Joey Slye	169-172	78-107	403

## CAREER PUNTING LEADERS

(Minimum 100 punts)

Name	Yrs. Kicked	No.	Yds.	Avg.
Nic Schmitt	2002-06	114	4862	42.6
Brent Bowden	2007-09	214	9022	42.2
A.J. Hughes	2012-15	310	12962	41.8
George Roberts	1976-77	128	5345	41.8
Dave Smigelsky	1978-80	172	7065	41.1
Jimmy Kibble	1996-99	180	7372	41.0
Jack Williams	1951-53	157	6229	39.7
Vinnie Burns	2001-04	237	9387	39.6
Robbie Colley	1991-94	169	6676	39.5
Jack Simscak	1968-70	210	8257	39.3
Andy Hromyak	1970-72	115	4513	39.2
David Cox	1982-85	173	6785	39.2
Bruce McDaniel	1972-75	171	6675	39.0
Bill Renner	1981-82	141	5492	39.0
Gene Fisher	1965-67	205	7840	38.2

## YEAR-BY-YEAR PUNTING LEADERS

Year	Player	No. Punts	Avg.
1952	Jack Williams	66	40.7
1953	Jack Williams	30	40.9
1954	Tom Petty	40	35.6
1955	Bobby Wolfenden	29	39.9
1956	Bobby Wolfenden	30	37.3
1957	Bobby Conner	25	34.8
1958	Carroll Dale	28	33.6
1959	Carroll Dale	36	32.8
1960	Terry Strock	47	37.2
1961	Terry Strock	35	36.5
1962	Jake Adams	25	38.8
1963	Bob Schweickert	45	39.1
1964	Bob Schweickert	42	37.7
1965	Gene Fisher	49	40.6
1966	Gene Fisher	68	37.9
1967	Gene Fisher	88	37.1
1968	Jack Simscak	82	38.7
1969	Jack Simscak	66	41.2
1970	Jack Simscak	62	38.1
1971	Andy Hromyak	57	39.3
1972	Andy Hromyak	42	41.4
1973	Bruce McDaniel	55	40.3
1974	Bruce McDaniel	53	39.6
1975	Bruce McDaniel	60	37.9
1976	George Roberts	68	41.5
1977	George Roberts	60	42.1
1978	Dave Smigelsky	58	41.0
1979	Dave Smigelsky	58	42.3
1980	Dave Smigelsky	53	39.8
1981	Bill Renner	62	39.5
1982	Bill Renner	79	38.6
1983	David Cox	61	41.0
1984	David Cox	56	41.9
1985	David Cox	55	34.9
1986	Tony Romero	47	36.0
1987	Tony Romero	51	37.9
1988	Kelly Fitzgerald	39	36.7
1989	Chris Baucia	77	37.5
1990	Chris Baucia	66	38.5
1991	Jack Wiltshire	55	37.2
1992	Robbie Colley	57	38.1
1993	Robbie Colley	51	38.4
1994	Robbie Colley	57	42.1
1995	John Thomas	61	38.9
1996	Jimmy Kibble	32	37.3
1997	Jimmy Kibble	50	45.1
1998	Jimmy Kibble	52	41.5
1999	Jimmy Kibble	46	38.4
2000	Robert Peaslee	44	35.3
2001	Vinnie Burns	59	37.8
2002	Vinnie Burns	64	40.5
2003	Vinnie Burns	57	39.8
2004	Vinnie Burns	57	40.3
2005	Nic Schmitt	52	43.2
2006	Nic Schmitt	61	42.2
2007	Brent Bowden	88	42.5
2008	Brent Bowden	69	40.4
2009	Brent Bowden	57	43.8
2010	Brian Saunders	60	44.0
2011	Michael Branthover	25	36.6
2012	A.J. Hughes	79	40.6
2013	A.J. Hughes	78	44.1
2014	A.J. Hughes	83	39.9
2015	A.J. Hughes	70	42.9
2016	Mitchell Ludwig	68	38.8
2017	Oscar Bradburn	66	42.4



**NIC SCHMITT**

# Team Defense

## GAME HIGHS & LOWS SINCE 1950

<b>TOTAL DEFENSE</b>	<b>Fewest</b>	<b>Most</b>
Plays	37 by Richmond, 1963 West Virginia, 1966	100 by Wm. & Mary, 1971 Ohio, 1971 & Syracuse, 2002 Syracuse, 2016
Yards Allowed	35 vs. Duke, 2005	833 vs. Alabama, 1973
TDs		11 by Alabama, 1973

<b>RUSHING DEFENSE</b>		
Rushing Attempts	16 by Marshall, 2002 by East Carolina, 2011	78 by Wake Forest, 1971
Yards Allowed	(-28) vs. Tampa, 1967 Arkansas St., 1997	748 vs. Alabama, 1973
TDs		9 by Alabama, 1973

<b>PASS DEFENSE</b>		
Passing Attempts	2 by Clemson, 1956	67 by Clemson, 2007
Completions	0 six times	38 by Clemson, 2007
Yards Allowed	0 vs. Clemson, 1956 West Virginia, 1957	498 vs. Maryland, 1993
TDs		6 by Vanderbilt, 1982

<b>PUNT RETURNS</b>		
Returns	0 numerous times	9 by Syracuse, 1988
Yards Allowed	(-13) vs. East Carolina, 2011	187 vs. Maryland, 1950
TDs		1 numerous times

<b>KICKOFF RETURNS</b>		
Returns	0 numerous times	9 several times
Yards Allowed	(-1) vs. Wake Forest, 1979	226 vs. UNC, 2012
TDs		1 numerous times

<b>FIRST DOWNS</b>		
FDs Allowed	4 vs. Pennsylvania, 1955	34 vs. Wm. & Mary, 1971
Rushing FDs Allowed	0 vs. Maryland, 2008	26 vs. Alabama, 1973
Passing FDs Allowed	0 numerous times	22 vs. East Carolina, 1992
FDs by Penalty	0 numerous times	6 three times

<b>FUMBLES</b>		
Fumbles Caused		11 vs. Fla. State, 1958
Fumbles Recovered		5 several times

## SEASON HIGHS & LOWS SINCE 1950

<b>TOTAL DEFENSE</b>	<b>Fewest</b>	<b>Most</b>
Plays	552 in 1954 (9 games) 562 in 1955 (10 games) 691 in 1997 (11 games)	960 in 2007 (14 games)
Yards Allowed	1,973 in 1954 (9 games) 2,108 in 1957 (10 games) 2,401 in 1980 (11 games)	5,136 in 1973 (11 games)
Yards Per Game	210.8 in 1957 (10 games) 218.3 in 1980 (11 games)	466.9 in 1973
Yards Per Play	3.30 in 1966 (10 games) 3.34 in 1984 (11 games)	6.3 in 1973

<b>RUSHING DEFENSE</b>		
Rushing Attempts	363 in 1966 (10 games) 367 in 1983 (11 games)	610 in 1973 (11 games)
Yards Allowed	544 in 1982 (11 games)	3,453 in 1973
Yards Per Game	49.5 in 1982 (11 games)	313.9 in 1973
Yards Per Carry	1.4 in 1982 (11 games)	5.7 in 1973
TDs Rushing	2 in 1968 (10 games) in 1982 (11 games)	37 in 1973

<b>PASS DEFENSE</b>		
Passing Attempts	108 in 1957 (10 games) 177 in 1952 (11 games)	518 in 2007 (14 games)
Completions	38 in 1957 (10 games) 87 in 1952 (11 games)	277 in 2007 (14 games)
Yards Allowed	485 in 1957 (10 games) 1,064 in 1952 (11 games)	3,009 in 2003
Yards Per Game	48.5 in 1957 (10 games) 96.7 in 1952 (11 games)	251.0 in 1993 (11 games)
Yards Per Attempt	4.5 in 1957 (10 games) 5.16 in 2001 (11 games)	8.3 in 1973 (11 games)
Yards Per Completion	10.0 in 1962 (10 games) 10.35 in 2006 (13 games)	16.0 in 1973
TDs Passing	2 in 1963 (10 games) 6 in 1975 & 1983 (11 games); 2006 (13 games)	19 in 2003 & 2010
Completion Pct.	35.2 in 1957 (10 games) 43.0 in 1980 (11 games)	60.2 in 2003 (13 games)

## SCORING DEFENSE

Points Allowed	75 in 1954 (9 games) 90 in 1966 (10 games) 91 in 1983 (11 games)	430 in 1950 (10 games) 380 in 1973 (11 games)
Points Per Game	8.27 in 1983	43.0 in 1950 (10 games) 34.5 in 1973 (11 games)
TDs	11 in 1954 (9 games) in 1966 (10 games) in 1980, 1982 & 1983 (11 games)	52 in 1973

## PUNT RETURNS (\*DOES NOT INCLUDE BLOCKED PUNTS)

Returns Allowed	9 in 1999 (11 games)	44 in 1966 (10 games) 40 in 1970 & 1988 (11 games)
Yards Allowed	36 in 1999 (11 games)	529 in 1952 (11 games)
Yards Per Return	2.4 in 1986 (11 games)	14.5 in 1974 (11 games)
TD Returns		2 in 1970 (11 games)* in 2008 (14 games)* in 2013 (13 games)

## KICKOFF RETURNS

Returns Allowed	16 in 2017 (13 games) 19 in 1961 (9 games)	63 in 2007 (14 games) in 2009 (13 games)
Yards Allowed	288 in 2017 (13 games) 376 in 2016 (14 games)	1,461 in 2010 (14 games)
Yards Per Return	15.3 in 1980 (11 games)	25.9 in 1968 (10 games) 25.8 in 1970 (11 games)
TD Returns		1 numerous seasons

## FIRST DOWNS

FDs Allowed	111 in 1955 (10 games) 143 in 1980 (11 games)	252 in 1971 (11 games)
Rushing FDs Allowed	40 in 1967 (10 games) 46 in 1982 (11 games)	151 in 1973 (11 games)
Passing FDs Allowed	20 in 1957 (10 games) 34 in 1952 (11 games)	138 in 2007 (14 games)
FDs by Penalty	2 in 1952 (11 games)	29 in 2015 (13 games)

## FUMBLES

Opp. Fumbles	14 in 1992, 1997, 2000, 2010	48 in 1975 (11 games)
Fumbles Recovered	6 in 2000, 2017	29 in 1972 (11 games)

\*Does not include blocked punts.

## TACKLING RECORDS SINCE 1974

### MOST TACKLES

Game:	30	lb Rick Razzano vs. Kentucky.....	1977
Season:	177	lb Rick Razzano.....	1975
		dt Scott Hill.....	1987
Career:	634	lb Rick Razzano.....	1974-77

### MOST UNASSISTED TACKLES

Game:	21	lb Rick Razzano vs. Richmond.....	1975
Season:	102	lb Rick Razzano.....	1975
Career:	368	lb Rick Razzano.....	1974-77

### MOST ASSISTED TACKLES

Game:	15	lb Ashley Lee vs. Richmond.....	1981
		lb Mike Johnson vs. Miami (Fla.).....	1982
Season:	110	dt Scott Hill.....	1987
Career:	266	lb Rick Razzano.....	1974-77

### MOST QUARTERBACK SACKS

Game:	4	dt Bruce Smith vs. Duke.....	1983
		dt Bruce Smith vs. Wm. & Mary.....	1984
		de Morgan Roane vs. Wm. & Mary.....	1985
		dt J.C. Price vs. Miami.....	1995
Season:	22	dt Bruce Smith.....	1983
Career:	46	dt Bruce Smith.....	1981-84

### MOST TACKLES FOR LOSS (INCLUDES SACKS)

Season:	31	dt Bruce Smith.....	1983
Career:	71	dt Bruce Smith.....	1981-84

## YEAR-BY-YEAR LEADERS

1974	lb Rick Razzano	165
1975	lb Rick Razzano	177
1976	lb Rick Razzano	140
1977	lb Rick Razzano	152
1978	lb Chip Keatley	102
1979	lb Chris Cosh	86
1980	lb Ashley Lee	95
1981	lb Ashley Lee	146
1982	lb Mike Johnson	148
1983	lb Mike Johnson	135
1984	lb Vince Daniels	113
1985	lb Paul Nelson	103
1986	lb Paul Nelson	104
1987	dt Scott Hill	177
1988	dt Horacio Moronta	81
1989	ilb Bobby Martin	79
1990	olb Archie Hopkins	89
1991	de Wooster Pack	70
1992	olb P.J. Preston	89
1992	ilb Melendez Byrd	89
1993	lb Ken Brown	113
1994	lb George DelRicco	130
1995	lb George DelRicco	137
1996	olb Brandon Semones	88
1997	ilb Steve Tate	104
1998	ilb Jamel Smith	99
1999	ilb Jamel Smith	89
2000	ilb Ben Taylor	103
2001	ilb Ben Taylor	121
2002	ilb Mikal Baaqee	112
2003	rov Michael Crawford	131
2004	ilb Mikal Baaqee	71
2005	ilb Vince Hall	112
2006	ilb Vince Hall	128
2007	ilb Xavier Adibi	115
2008	ilb Purnell Sturdivant	99
2009	olb Cody Grimm	106
2010	ilb Bruce Taylor	91
2011	fs Antone Exum	89
2012	ilb Jack Tyler	119
2013	ilb Jack Tyler	100
2014	rov Kyshoen Jarrett	88
2015	ss Chuck Clark	107
2016	lb Andrew Motuapuaka	114
2017	lb Tremaine Edmunds	109



**RICK RAZZANO**



# Individual Records

## HIGHEST TOTAL OFFENSE GAMES (BY TECH)

516 (527 pass, -11 rush)	Don Strock vs. Houston.....	1972
495 (504 pass, -9 rush)	Bryan Randall vs. Syracuse.....	2002
439 (406 pass, 33 rush)	Jerod Evans vs. Pitt.....	2016
429 (391 pass, 38 rush)	Logan Thomas vs. Boston College.....	2013
408 (366 pass, 42 rush)	Logan Thomas vs. Miami.....	2013

## HIGHEST TOTAL OFFENSE GAMES (BY OPPONENT)

516 (498 pass, 18 rush)	Scott Milanovich of Maryland.....	1993
447 (448 pass, -1 rush)	Glenn Foley of Boston College.....	1993
440 (427 pass, 13 rush)	Shane Carden of East Carolina.....	2014
428 (394 pass, 34 rush)	Todd Ellis of South Carolina.....	1986
424 (394 pass, 30 rush)	Aaron Rodgers of Cal.....	2003

## HIGHEST PASSING GAMES (BY TECH)

527 (34 of 53)	Don Strock vs. Houston.....	1972
504 (23 of 35)	Bryan Randall vs. Syracuse.....	2002
406 (24 of 40)	Jerod Evans vs. Pitt.....	2016
398 (24 of 34)	Bryan Randall vs. California.....	2003
391 (24 of 41)	Logan Thomas vs. Boston College.....	2013

## HIGHEST PASSING GAMES (BY OPPONENT)

498 (29 of 52)	Scott Milanovich of Maryland.....	1993
448 (21 of 29)	Glenn Foley of Boston College.....	1993
427 (23 of 47)	Shane Carden of East Carolina.....	2014
407 (28 of 46)	David Priestley of Pittsburgh.....	1999
406 (31 of 49)	Byron Leftwich of Marshall.....	2002

## MOST PASSING ATTEMPTS (BY TECH)

56 (30 for 298 yards)	Michael Brewer vs. East Carolina.....	2014
53 (34 for 527)	Don Strock vs. Houston.....	1972
53 (27 for 339)	Sean Glennon vs. Georgia Tech.....	2006
52 (26 for 335)	Marcus Vick vs. Florida State.....	2005
50 (27 for 268)	Will Furrer vs. Oklahoma.....	1991

## MOST PASSING ATTEMPTS (BY OPPONENT)

66 (38 for 272 yards)	Cullen Harper of Clemson.....	2007
57 (29 for 498)	Scott Milanovich of Maryland.....	1993
54 (28 for 269)	Dean May of Louisville.....	1983
<b>53 (31 for 371)</b>	<b>Will Grier of West Virginia.....</b>	<b>2017</b>
53 (28 for 311)	Eric Dungey of Syracuse.....	2016
53 (22 for 272)	Todd Ellis of South Carolina.....	1988
53 (28 for 312)	Gary Pajcic of Florida State.....	1966

## MOST PASSING COMPLETIONS (BY TECH)

34 (of 53, 527 yards)	Don Strock vs. Houston.....	1972
32 (of 45, 316)	Jerod Evans vs. Georgia Tech.....	2016
31 (of 48, 345)	Michael Brewer vs. Boston College.....	2014
30 (of 56, 298)	Michael Brewer vs. East Carolina.....	2014
<b>29 (of 44, 251)</b>	<b>Josh Jackson vs. Clemson.....</b>	<b>2017</b>
29 (of 44, 349)	Don Strock vs. South Carolina.....	1972

## MOST PASSING COMPLETIONS (BY OPPONENT)

38 (of 66, 272 yards)	Cullen Harper of Clemson.....	2007
33 (of 52, 305)	Matt Ryan of Boston College.....	2007
32 (of 46, 358)	Matt Schaub of Virginia.....	2003
<b>31 ( of 53, 371)</b>	<b>Will Grier of West Virginia.....</b>	<b>2017</b>
31 (of 49, 406)	Byron Leftwich of Marshall.....	2002

## MOST YARDS RUSHING (BY TECH)

253 (32 carries)	Darren Evans vs. Maryland.....	2008
243 (32)	Mike Imoh vs North Carolina.....	2004
241 (30)	Kevin Jones vs. Pittsburgh.....	2003
223 (34)	Kenny Lewis vs. VMI.....	1978
214 (28)	Roscoe Coles vs. Tulsa.....	1976

## MOST YARDS RUSHING (BY OPPONENT)

262 (23 carries)	Giovani Bernard of North Carolina.....	2012
249 (29)	Duke Johnson of Miami.....	2014
241 (20)	Josh Harris of Wake Forest.....	2010
239 (44)	Paul Palmer of Temple.....	1986
233 (48)	Barry Redden of Richmond.....	1980

## MOST RUSHING ATTEMPTS (BY TECH)

42 (179 yards)	Cyrus Lawrence vs. Memphis St.....	1981
40 (194)	Cyrus Lawrence vs. Virginia.....	1980
38 (202)	Cyrus Lawrence vs. Virginia.....	1981
37 (181)	Kevin Jones vs. Virginia.....	2001
37 (203)	Branden Ore vs. Clemson.....	2006

## MOST RUSHING ATTEMPTS (BY OPPONENT)

48 (233 yards)	Barry Redden of Richmond.....	1980
44 (239)	Paul Palmer of Temple.....	1986
39 (205)	Willis McGahee of Miami.....	2002
38 (197)	Derrick Knight of Boston College.....	2003
34 (149)	Larry Russell of Wake Forest.....	1971
34 (124)	Clinton Portis of Miami.....	2001

## MOST POINTS SCORED (BY TECH)

36 (6 TDs)	Tommy Francisco vs. VMI.....	1966
30 (5 TDs)	Lee Suggs vs. UCF.....	2000
26 (4 TDs, 1 conversion)	George Constantinides vs. UR.....	1967
24 (4 TDs)	Terry Smoot vs. VMI.....	1969
24 (4 TDs)	Kenny Lewis vs. Tulsa.....	1978
24 (4 TDs)	Cyrus Lawrence vs. Wm. & Mary.....	1982
24 (4 TDs)	Tommy Edwards vs. Pittsburgh.....	1993
24 (4 TDs)	Lee Suggs vs. Rutgers.....	2000
24 (4 TDs)	Lee Suggs vs. Virginia.....	2000
24 (4 TDs)	Ernest Wilford vs. Syracuse.....	2002
24 (4 TDs)	Kevin Jones vs. Pittsburgh.....	2003
24 (4 TDs)	Ryan Williams vs. NC State.....	2009
24 (4 TDs)	Ryan Williams vs. Virginia.....	2009
24 (4 TDs)	Trey Edmunds vs. Miami.....	2013

## MOST POINTS SCORED (BY OPPONENT)

36 (6 TDs)	Willis McGahee of Miami.....	2002
26 (4 TDs, 2 PATs)	Jim Bakhtiar of Virginia.....	1957
24 (3 TDs, 6 PATs)	Dickie Lewis of Wm. & Mary.....	1950
24 (4 TDs)	Marvin Allen of Tulane.....	1987
24 (4 TDs)	Mike Dingle of South Carolina.....	1990
24 (4 TDs)	Chris Brantley of Rutgers.....	1992

## MOST RECEPTIONS (BY TECH)

<b>14 (189 yards)</b>	<b>Cam Phillips vs. East Carolina.....</b>	<b>2017</b>
13 (170)	Nick Cullen vs. Southern Miss.....	1990
13 (133)	Donald Snell vs. Cincinnati.....	1985
12 (227)	Isaiah Ford vs. Tulsa.....	2015
12 (92)	Cam Phillips vs. Clemson.....	2016

## MOST RECEPTIONS (BY OPPONENT)

14 (106 yards)	Frank Wycheck of Maryland.....	1990
<b>13 (189)</b>	<b>Gary Jennings Jr. of West Virginia.....</b>	<b>2017</b>
13 (92)	Andre Callender of Boston College.....	2007
13 (145)	Heath Miller of Virginia.....	2003
13 (215)	Antonio Bryant of Pittsburgh.....	1999
13 (138)	Ron Sellers of Florida State.....	1966

## MOST RECEIVING YARDAGE (BY TECH)

279 (8 receptions)	Ernest Wilford vs. Syracuse.....	2002
227 (12)	Isaiah Ford vs. Tulsa.....	2015
213 (9)	Ricky Scales vs. Wake Forest.....	1972
194 (8)	Antonio Freeman vs. Temple.....	1993
<b>189 (14)</b>	<b>Cam Phillips at East Carolina.....</b>	<b>2017</b>

## MOST RECEIVING YARDAGE (BY OPPONENT)

229 (8 receptions)	Ron Sellers of Florida State.....	1967
229 (9)	David Tyree of Syracuse.....	2002
224 (6)	Cam Worthy of East Carolina.....	2014
215 (13)	Antonio Bryant of Pittsburgh.....	1999
193 (6)	Andre Johnson of Miami.....	2002



**DARREN  
EVANS**

# Team Records

## TOTAL OFFENSE (BY TECH)

<b>675</b>	vs. East Carolina	<b>9/16/17</b>
675	vs. Pittsburgh	9/11/93
641	vs. Maryland	9/25/93
638	vs. Akron	10/14/95
617	vs. William & Mary	10/29/83

## TOTAL OFFENSE (BY OPPONENT)

833	Alabama	10/27/73
649	Maryland	9/25/93
646	Houston	11/13/71
617	Boston College	11/16/93
608	Florida State	11/14/70

## TOTAL PLAYS (BY TECH)

100	vs. Duke	10/24/15
98	vs. Cincinnati	8/31/85
96	vs. Wake Forest	11/22/75
<b>95</b>	vs. East Carolina	<b>9/16/17</b>
95	vs. Virginia	11/24/12
95	vs. South Carolina	11/11/72

## TOTAL PLAYS (BY OPPONENT)

100	Syracuse	11/9/02
100	Ohio	10/23/71
100	William & Mary	10/16/71
100	Syracuse	10/15/16
98	Cincinnati	10/19/91

## RUSHING ATTEMPTS (BY TECH)

87	vs. Wake Forest	11/22/75
87	vs. South Carolina	10/12/74
86	vs. Richmond	10/26/74
85	vs. N.C. State	9/29/56
81	vs. Virginia	10/27/56

## RUSHING ATTEMPTS (BY OPPONENT)

78	Wake Forest	9/18/71
77	Kentucky	9/14/74
77	Alabama	11/18/72
74	Kentucky	9/13/75
74	SMU	9/21/74
74	Oklahoma State	10/14/72

## RUSHING YARDS (BY TECH)

500	vs. Pittsburgh	9/11/93
469	vs. Duke	11/15/69
467	vs. William & Mary	10/12/85
453	vs. Akron	10/14/95
451	vs. William & Mary	10/29/83

## RUSHING YARDS (BY OPPONENT)

748	Alabama	10/27/73
577	Maryland	12/2/50
500	SMU	9/29/73
461	Alabama	11/18/72
457	Houston	11/13/71

## RUSHING TOUCHDOWNS (BY TECH)

8	vs. Akron	10/14/95
7	vs. VMI	11/24/66
	Pittsburgh	9/11/93
6	on 11 occasions	(most recent: vs. Virginia 11/28/09)
5	on 16 occasions	(most recent: vs. Tulsa 12/26/15)

## RUSHING TOUCHDOWNS (BY OPPONENT)

9	Alabama	10/27/73
8	Maryland	12/2/50
8	Miami	12/7/02
6	Alabama	11/18/72
6	Virginia	10/7/50

## PASSING ATTEMPTS (BY TECH)

56	vs. East Carolina	9/13/14
54	vs. Georgia Tech	9/30/06
53	vs. Houston	10/7/72
52	vs. Florida State	12/3/05
51	vs. Cincinnati	8/31/85

## PASSING ATTEMPTS (BY OPPONENT)

67	Clemson	10/6/07
58	East Carolina	9/12/92
57	Maryland	9/25/93

57	Appalachian State	10/23/82
56	Marshall	9/12/02
56	Appalachian State	10/24/81
56	Florida State	10/29/66

## PASSING COMPLETIONS (BY TECH)

34	vs. Houston	10/7/72
32	vs. Georgia Tech	11/12/16
31	vs. Boston College	11/11/14
31	vs. South Carolina	11/11/72
<b>30</b>	vs. Clemson	<b>9/30/17</b>
30	vs. East Carolina	9/13/14

## PASSING COMPLETIONS (BY OPPONENT)

38	Clemson	10/6/07
36	Marshall	9/12/02
34	East Carolina	9/12/92
34	William & Mary	9/25/82
33	Boston College	12/1/07

## PASSING YARDS (BY TECH)

527	vs. Houston	10/7/72
504	vs. Syracuse	11/9/02
413	vs. South Carolina	11/11/72
408	vs. Wake Forest	11/25/72
406	vs. Pitt	10/27/16

## PASSING YARDS (BY OPPONENT)

498	Maryland	9/25/93
448	Boston College	11/6/93
442	Marshall	9/12/02
427	Pittsburgh	10/30/99
427	East Carolina	9/12/92
427	East Carolina	9/13/14

## PASSING TOUCHDOWNS (BY TECH)

<b>5</b>	vs. East Carolina	<b>9/16/17</b>
5	vs. Temple	10/16/93
5	vs. Syracuse	11/9/02
5	vs. Boston College	9/17/16
4	on 13 occasions	(most recent: vs. North Carolina 10/21/17)

## PASSING TOUCHDOWNS (BY OPPONENT)

6	Vanderbilt	11/13/82
5	Rutgers	10/31/92
5	Florida State	11/11/67
4	on 12 occasions	(most recent: vs. Duke 10/24/15)

## TOTAL FIRST DOWNS (BY TECH)

36	vs. UCF	8/31/03
35	vs. Wake Forest	10/16/10
<b>34</b>	vs. East Carolina	<b>9/16/17</b>
34	vs. Akron	11/19/91
<b>32</b>	vs. Old Dominion	<b>9/23/17</b>

## TOTAL FIRST DOWNS (BY OPPONENT)

34	William & Mary	10/16/71
32	Rutgers	10/31/92
32	Syracuse	10/15/16
31	Kentucky	9/13/75
31	Florida State	11/14/70

## RUSHING FIRST DOWNS (BY TECH)

25	vs. South Carolina	10/12/74
24	vs. N.C. State	9/29/56
23	vs. Pittsburgh	9/11/93
23	vs. Wake Forest	11/19/77
23	vs. VMI	10/9/76

## RUSHING FIRST DOWNS (BY OPPONENT)

26	Alabama	10/27/73
23	Alabama	11/18/72
23	Wake Forest	9/18/71
22	Kentucky	9/13/75
21	Navy	10/3/87

## PASSING FIRST DOWNS (BY TECH)

23	vs. UCF	8/31/03
22	vs. Houston	10/7/72
19	vs. Wake Forest	11/25/72
19	vs. Pitt	10/27/16
18	vs. South Carolina	11/11/72

18	vs. California	12/26/03
----	----------------	----------

## PASSING FIRST DOWNS (BY OPPONENT)

22	East Carolina	9/12/92
21	Marshall	9/12/02
21	Cincinnati	9/6/86
20	William & Mary	10/16/71
19	on 3 occasions	(most recent: vs. Clemson 10/6/07)

## KICKOFF RETURN YARDAGE (BY TECH)

245	vs. South Carolina	10/6/73
243	vs. Alabama	9/5/09
240	vs. Alabama	10/27/73
214	vs. Clemson	9/16/89
213	vs. Alabama	11/18/72

## KICKOFF RETURN YARDAGE (BY OPPONENT)

226	North Carolina	10/16/12
208	Miami	11/9/13
205	Florida State	11/16/74
205	Houston	10/12/73
203	VMI	11/28/68

## PUNT RETURN YARDAGE (BY TECH)

164	vs. Pittsburgh	10/22/94
155	vs. Syracuse	10/11/03
154	vs. Richmond	10/21/67
152	vs. West Virginia	10/12/00
141	vs. Duke	9/16/06

## PUNT RETURN YARDAGE (BY OPPONENT)

187	Maryland	12/2/50
171	Florida State	11/16/74
155	N.C. State	10/28/50
127	Kentucky	11/4/78
122	Southern Mississippi	9/17/88

## INTERCEPTIONS (BY TECH)

6	vs. Rutgers	11/21/98
6	vs. Rutgers	10/31/92
6	vs. Florida State	11/2/68
5	on nine occasions	(most recent: vs. Georgia Tech 11/1/07)

## INTERCEPTIONS (BY OPPONENT)

7	Florida State	10/10/59
5	on nine occasions	(most recent: Virginia 11/19/94)

## INTERCEPTION RETURN YARDAGE (BY TECH)

182	vs. Vanderbilt	11/12/83
169	vs. Rutgers	11/21/98
152	vs. Miami	12/7/02
151	vs. William & Mary	9/23/67
148	vs. Waynesburg	11/13/54

## INTERCEPTION RETURN YARDAGE (BY OPPONENT)

132	Clemson	9/16/89
128	Quantico	9/30/50
108	Florida State	9/29/90
107	East Carolina	11/16/91
107	Virginia	11/10/79





# Season Records

## TOTAL OFFENSE

Individual	Team
4392 qb Jerod Evans, 2016	6223 in 2016
3500 qb Logan Thomas, 2012	5782 in 2011
3482 qb Logan Thomas, 2011	5632 in 2010
3402 qb Tyrod Taylor, 2010	<b>5367 in 2017</b>
<b>3,315 qb Josh Jackson, 2017</b>	5223 in 2003
3251 qb Logan Thomas, 2013	5203 in 2002
3170 qb Don Strock, 1972	5097 in 2009
2775 qb Bryan Randall, 2004	5007 in 2015
2773 qb Marcus Vick, 2005	4970 in 1999
2687 qb Michael Brewer, 2014	4952 in 2005

## TOTAL PLAYS

Individual	Team
626 qb Jerod Evans, 2016	1087 in 2016
603 qb Logan Thomas, 2012	<b>996 in 2017</b>
561 qb Logan Thomas, 2013	995 in 2011
544 qb Logan Thomas, 2011	963 in 2014
521 qb Michael Brewer, 2014	944 in 2012
<b>520 qb Josh Jackson, 2017</b>	939 in 2015
480 qb Don Strock, 1972	939 in 2007
461 qb Tyrod Taylor, 2010	936 in 2008
442 qb Bryan Randall, 2004	931 in 2002
436 qb Marcus Vick, 2005	925 in 2013

## RUSHING ATTEMPTS

Individual	Team
325 tb Cyrus Lawrence, 1981	728 in 1975
293 tb Ryan Williams, 2009	710 in 1976
290 tb David Wilson, 2011	704 in 1974
287 tb Darren Evans, 2008	659 in 2002
281 tb Kevin Jones, 2003	649 in 1977
271 tb Cyrus Lawrence, 1980	645 in 2008
267 tb Branden Ore, 2007	638 in 2016
257 tb Lee Suggs, 2002	621 in 1956
246 tb Terry Smoot, 1969	615 in 1983
241 tb Branden Ore, 2006	599 in 1978
	599 in 2005

## RUSHING YARDS

Individual	Team
1709 tb David Wilson, 2011	3076 in 1975
1655 tb Ryan Williams, 2009	3069 in 1983
1647 tb Kevin Jones, 2003	2992 in 1993
1403 tb Cyrus Lawrence, 1981	2975 in 2000
1325 tb Lee Suggs, 2002	2974 in 2002
1265 tb Darren Evans, 2008	2932 in 1974
1221 tb Cyrus Lawrence, 1980	2835 in 1956
1207 tb Lee Suggs, 2000	2793 in 1999
1137 tb Branden Ore, 2006	2782 in 2010
1130 rb Wayne Thomas, 1993	2757 in 1976

## RUSHING TOUCHDOWNS

Individual	Team
27 tb Lee Suggs, 2000	46 in 2000
22 tb Lee Suggs, 2002	35 in 1999
21 tb Kevin Jones, 2003	35 in 2002
21 tb Ryan Williams, 2009	33 in 1974
16 tb Branden Ore, 2006	33 in 2003
13 tb Tommy Francisco, 1966	33 in 2009
13 tb James Barber, 1972	32 in 1956
13 tb Ken Oxendine, 1996	30 in 2005
13 tb Shyrone Stith, 1999	30 in 2010
12 qb Jerod Evans, 2016	28 in 1993

## PASSING ATTEMPTS

Individual	Team
441 qb Michael Brewer, 2014	456 in 2014
429 qb Logan Thomas, 2012	449 in 2016
427 qb Don Strock, 1972	440 in 1972
422 qb Jerod Evans, 2016	437 in 2012
402 qb Logan Thomas, 2013	432 in 2013
<b>396 qb Josh Jackson, 2017</b>	<b>412 in 2017</b>
391 qb Logan Thomas, 2011	405 in 2011
356 qb Don Strock, 1971	394 in 2015
315 qb Tyrod Taylor, 2010	379 in 2007
306 qb Bryan Randall, 2004	368 in 1971

## PASSING COMPLETIONS

Individual	Team
268 qb Jerod Evans, 2016	279 in 2016
262 qb Michael Brewer, 2014	271 in 2014
<b>236 qb Josh Jackson, 2017</b>	<b>245 in 2017</b>
234 qb Logan Thomas, 2011	243 in 2013
228 qb Don Strock, 1972	243 in 2011
227 qb Logan Thomas, 2013	233 in 1972
220 qb Logan Thomas, 2012	224 in 2012
195 qb Don Strock, 1971	223 in 2015
188 qb Tyrod Taylor, 2010	219 in 2007
177 qb Marcus Vick, 2005	202 in 1971

## PASSING YARDS

Individual	Team
3546 qb Jerod Evans, 2016	3660 in 2016
3243 qb Don Strock, 1972	3348 in 1972
3013 qb Logan Thomas, 2011	3166 in 2011
<b>2991 qb Josh Jackson, 2017</b>	<b>3113 in 2017</b>
2976 qb Logan Thomas, 2012	3071 in 2013
2907 qb Logan Thomas, 2013	3002 in 2012
2743 qb Tyrod Taylor, 2010	2936 in 2015
2692 qb Michael Brewer, 2014	2850 in 2010
2577 qb Don Strock, 1971	2826 in 2014
2393 qb Marcus Vick, 2005	2756 in 2007

## PASSING TOUCHDOWNS

Individual	Team
29 qb Jerod Evans, 2016	31 in 2016
24 qb Tyrod Taylor, 2010	24 in 2015
22 qb Maurice DeShazo, 1993	24 in 2010
21 qb Brian Randall, 2004	24 in 2004
<b>20 qb Josh Jackson, 2017</b>	<b>24 in 1993</b>
19 qb Logan Thomas, 2011	<b>21 in 2017</b>
19 qb Will Furrer, 1990	21 in 2011
18 qb Michael Brewer, 2014	20 in 1990
18 qb Logan Thomas, 2012	19 in 2014
17 qb Marcus Vick, 2005	18 in 2012
17 qb Jim Druckenmiller, 1996	18 in 2005
	18 in 1972

## PASS RECEPTIONS


Individual	Team
79 wr Isaiah Ford	2016
76 wr Cam Phillips	2016
75 wr Isaiah Ford	2015
<b>71 wr Cam Phillips</b>	<b>2017</b>
61 se Jarrett Boykin	2011
60 fl Danny Coale	2011
56 wr Isaiah Ford	2014
55 se Ernest Wilford	2003
53 se Jarrett Boykin	2010
51 wr Willie Byrn	2013
51 se Marcus Davis	2012
51 se Ernest Wilford	2002

## RECEIVING YARDS

Individual	Team
1164 wr Isaiah Ford	2015
1094 wr Isaiah Ford	2016
983 wr Cam Phillips	2016
<b>964 wr Cam Phillips</b>	<b>2017</b>
962 fl André Davis	1999
953 se Marcus Davis	2012
925 se Ernest Wilford	2002
904 fl Danny Coale	2011
886 se Ernest Wilford	2003
847 se Jarrett Boykin	2010

## RECEIVING TDS

Individual	Team
11 wr Isaiah Ford	2015
9 se Antonio Freeman	1993
9 fl André Davis	1999
8 wb Sidney Snell	1980
8 se Ricky Hall	1998
<b>7 wr Cam Phillips</b>	<b>2017</b>
7 wr Isaiah Ford	2016
7 te Bucky Hodges	2016
7 te Bucky Hodges	2014
7 se Ernest Wilford	2002
7 fl André Davis	2001
7 se Bo Campbell	1991
7 se Mike Giacalone	1981
7 wb Sidney Snell	1979
7 wr Ricky Scales	1973
7 wr Ricky Scales	1972



ANTONIO FREEMAN

## TOTAL TOUCHDOWNS

Individual		Team
28	tb Lee Suggs, 2000	61 in 2000
22	tb Lee Suggs, 2002	61 in 2003
22	tb Ryan Williams, 2009	61 in 2016
21	tb Kevin Jones, 2003	59 in 2010
17	tb Branden Ore, 2006	57 in 1999
14	tb Tommy Francisco, 1966	56 in 2002
13	rb James Barber, 1972	55 in 1993
13	tb Ken Oxendine, 1996	55 in 2005
13	tb Shyrone Stith, 1999	51 in 2009
12	tb Terry Smoot, 1969	48 in 2004
12	tb Dwayne Thomas, 1993	48 in 2007
12	tb Trey Edmunds, 2013	48 in 2011
12	qb Jerod Evans, 2016	48 in 2015

## TOTAL POINTS

Individual		Team
168	tb Lee Suggs, 2000	490 in 2016
144	tb Lee Suggs, 2002	474 in 2010
132	tb Ryan Williams, 2009	460 in 2003
126	tb Kevin Jones, 2003	455 in 1999
118	pk Joey Slye, 2016	443 in 2000
116	pk Chris Hazley, 2010	440 in 2005
108	pk Brandon Pace, 2005	429 in 2002
108	pk Jud Dunlevy, 2007	414 in 2009
108	pk Matt Waldron, 2009	403 in 2015
107	pk Shayne Graham, 1999	402 in 2007

## PUNTS

Individual		Team
88	Gene Fisher, 1967	89 in 2007
88	Brent Bowden, 2007	88 in 1967
82	Jack Simcsak, 1968	82 in 1968
83	A.J. Hughes, 2014	83 in 2014
79	Bill Renner, 1982	81 in 2012
79	A.J. Hughes, 2012	80 in 1982
78	A.J. Hughes, 2013	79 in 1970
77	Chris Baucia, 1989	79 in 1989
70	A.J. Hughes, 2015	79 in 2013
69	Brent Bowden, 2008	74 in 1988

## PUNTING AVERAGE

Individual		Team
49.0	Hunter Windmuller, 2013	44.2 in 2013
45.1	Jimmy Kibble, 1997	43.8 in 2009
44.1	A.J. Hughes, 2013	43.3 in 2010
44.0	Bran Saunders, 2010	43.2 in 2005
43.8	Brent Nowden, 2009	<b>42.4 in 2017</b>
43.5	Dany Coale, 2011	42.3 in 2015
43.2	Nic Schmitt, 2005	42.3 in 2007
43.0	Nic Schmitt, 2004	42.2 in 1994
42.9	A.J. Hughes, 2015	42.0 in 1966
42.5	Brent Bowden, 2007	42.0 in 1997

## PUNT RETURNS

Individual		Team
51	John Ludlow, 1982	53 in 1982
40	Ricky Hall, 1999	47 in 2004
39	Antonio Freeman, 1994	47 in 1998
38	Angelo Harrison, 1998	47 in 1996
37	Derek Carter, 1983	46 in 2005
37	John Ludlow, 1980	45 in 2014
36	Greg Stroman, 2014	45 in 1994
35	Greg Stroman, 2017	45 in 1983
35	André Davis, 2001	45 in 1969
35	John Ludlow, 1981	44 in 2013
		44 in 1980

## PUNT RETURN YARDAGE

Individual		Team
510	Ricky Hall, 1999	711 in 2000
487	DeAngelo Hall, 2003	659 in 2007
467	Antonio Freeman, 1994	589 in 1994
455	Eddie Royal, 2007	572 in 1998
437	Andre Davis, 2001	570 in 1998
420	Frank Loria, 1967	560 in 2001
397	Greg Stroman, 2017	558 in 1952

396	André Davis, 2000	554 in 1967
376	Angelo Harrison, 1998	537 in 2003
375	Billy Anderson, 1952	537 in 1957

## KICKOFF RETURNS

Individual		Team
33	Billy Hardee, 1973	67 in 1950
25	Rich Matijevich, 1970	64 in 1973
25	Marcus Mickel, 1989	50 in 1988
24	Kenny Lewis, 1977	50 in 2010
23	Larry Fallen, 1978	48 in 1971
23	Richard Johnson, 2002	47 in 2011
22	Bob Thomas, 1982	46 in 1974
22	Jon Jeffries, 1987	46 in 2008
22	André Kendrick, 2000	45 in 1977
22	Dyrell Roberts, 2008	45 in 2007
22	David Wilson, 2010	45 in 2012
22	David Wilson, 2011	
22	Demitri Knowles, 2013	
22	Greg Stroman, 2016	

## KICKOFF RETURN YARDAGE

Individual		Team
758	Billy Hardee, 1973	1431 in 1973
595	Demitri Knowles, 2012	1136 in 2010
584	David Wilson, 2010	1082 in 2012
574	Dyrell Roberts, 2009	1075 in 1950
561	Jon Jeffries, 1987	994 in 2009
549	Mike Imoh, 2003	962 in 1971
546	Marcus Mickel, 1989	947 in 2008
545	Dyrell Roberts, 2008	943 in 2016
540	Kenny Lewis, 1977	941 in 2011
526	Larry Fallen, 1978	909 in 1987

## INTERCEPTIONS

Individual		Team
9	hb Ron Davidson, 1967	27 in 1967
9	cb Jayron Hosley, 2010	25 in 1968
9	lb Mike Widger, 1968	24 in 2002
7	cb Billy Hardee, 1975	23 in 1954
7	cb Gene Bunn, 1976	23 in 1998
7	fs Ashley Lee, 1984	23 in 2000
7	cb Tyrone Drakeford, 1992	23 in 2010
6	s Lenny Smith, 1968	22 in 1984
6	cb Gene Bunn, 1977	22 in 2007
6	fs Willie Pile, 2000	21 in 1983
6	cb Victor Harris, 2008	
6	cb Stephan Virgil, 2008	
6	cb Rashad Carmichael, 2009	
6	cb Kendall Fuller, 2013	

## INTERCEPTION YARDAGE

Individual		Team
210	hb Johnny Watkins, 1960	594 in 1954
203	lb Mike Widger, 1968	475 in 1998
182	fs Ashley Lee, 1983	423 in 1968
171	fs Willie Pile, 2002	409 in 2002
166	cb Eric Green, 2003	404 in 2003
155	fs Ashley Lee, 1984	397 in 1967
149	hb Ron Davidson, 1967	365 in 2004
142	cb Victor Harris, 2008	364 in 2010
121	cb Tyrone Drakeford, 1992	355 in 1983
119	hb Dickie Beard, 1954	350 in 1984
119	rov Davon Morgan, 2010	

# MISCELLANEOUS RECORDS

**Overall record:** \*738-465-46 (124 seasons)  
**Overall winning seasons:** 88  
**Overall losing seasons:** 27  
**Overall .500 seasons:** 9  
**Most wins in a season:** 11 in 1999, 2000, 2005, 2007, 2010 & 2011  
**Most losses in a season:** 10 in 1950  
**Most consecutive wins:** 13 (Sept. 23, 1995 vs. Miami through Sept. 21, 1996 vs. Rutgers ... Ended by Syracuse, Sept. 28, 1996)  
**Most consecutive losses:** 10 (Sept. 30, 1950 vs. Quantico through Dec. 2, 1950 vs. Maryland ... Ended against Marshall, Sept. 15, 1951)  
**Most wins at home in a season:** 7 in 1996 & 2006  
**Most losses at home in a season:** 4 in 1992, 2014 & 2015  
**Most consecutive wins at home:** 23 (Nov. 7, 1914 vs. Marshall through Oct. 9, 1920 vs. Emory & Henry ... Ended by Maryland, Oct. 23, 1920)  
**Most consecutive losses at home:** 9 (Sept. 25, 1948 vs. George Washington through Oct. 27, 1951 vs. N.C. State ... Ended against Richmond, Nov. 17, 1951)  
**Most wins on the road in a season:** 7 in 1963 & 1995 (includes neutral sites)  
**Most consecutive wins on the road:** 9 (Sept. 30, 1995 vs. Pittsburgh through Sept. 14, 1996 vs. Boston College ... Ended by Syracuse, Sept. 28, 1996)  
**Most losses on the road in a season:** 7 in 1950 (includes neutral sites)  
**Most consecutive losses on the road:** 9 (Sept. 19, 1987 vs. Virginia through Sept. 24, 1988 vs. Syracuse ... Ended against Cincinnati, Oct. 15, 1988)  
**Undefeated seasons:** 2; 1918 (7-0) & 1954 (8-0-1)  
**Winless seasons:** 3; 1893 (0-2), 1948 (0-8-1) & 1950 (0-10)  
**Undefeated seasons at home:** 55  
**Winless seasons at home:** 6  
**Undefeated seasons on the road:** 4; 1901, 1918, 1954 & 1995 (includes neutral sites)  
**Winless seasons on the road:** 7 (includes neutral sites)  
**Most consecutive winning seasons:** **25 (1993 through present)**  
**Most consecutive losing seasons:** 8 (1945 through 1952)  
**Overall record in season openers:** 86-37-1  
**Overall record in season openers at home:** 66-14-0  
**Most consecutive opening-game wins:** 40 (1903 through 1942)  
**Most consecutive opening-game losses:** 8 (1968 through 1975)  
**Most consecutive games scoring:** **296** (Sept. 23, 1995 vs. Miami ... **still ongoing at start of the 2018 season**)  
**Most shutouts in a season:** 7 in 1905 & 1906  
**Most consecutive shutouts:** 7 (Nov. 7, 1903 vs. UNC through Oct. 22, 1904 vs. William & Mary ... Ended by UNC, Oct. 29, 1904)  
**Most shutouts by opponents in a season:** 5 in five different seasons  
**Most consecutive shutouts by opponents:** 5 (Sept. 25, 1948 vs. George Washington through Oct. 23, 1948 vs. Duke ... Ended against Army, Oct. 30, 1948)  
**Most ties in a season:** 3; 1924, 1933 & 1946  
**Most consecutive ties:** 2; five different times

\*Temple forfeited a win to Tech during the 1986 season because of an ineligible player.  
 (This win is not recognized by the NCAA.)



# Longest Plays Since 1954

## PUNT RETURNS

Yds.	Player	Opponent	Date
95	Frank Loria	Miami	11/4/67
94	Kyshoen Jarrett	Pittsburgh	9/15/12
91	Greg Stroman	North Carolina	10/21/17
87	André Davis	East Carolina	9/7/00
87	Greg Stroman	East Carolina	9/24/16
84	Justin Harper	Kansas	1/3/08
82	Bob Schweickert	VMI	11/28/63
82	Eddie Royal	Clemson	10/6/07
80	Frank Loria	East Carolina	9/24/66
80	Frank Loria	Florida State	10/29/66
80	Antonio Freeman	Pittsburgh	10/22/94
80	Jayron Hosley	Central Michigan	10/9/10

## KICKOFF RETURNS

Yds.	Player	Opponent	Date
100	Larry Fallen	Clemson	10/7/78
100	Victor Harris	Clemson	10/6/07
99	Tommy Walker	VMI	11/28/63
99	Eddie Hunter	South Carolina	10/11/86
98	Dyrell Roberts	Alabama	9/5/09
96	Terry Strock	Virginia	10/21/61
96	Billy Hardee	South Carolina	10/6/73
95	Dickie Longerbeam	Richmond	9/25/65
93	Tommy Francisco	VMI	11/25/65
93	Demitri Knowles	North Carolina	10/6/12

## INTERCEPTION RETURNS

Yds.	Player	Opponent	Date
100	s Keion Carpenter	Miami	11/16/96
98	lb Jamel Smith	Rutgers	11/21/98
96	fs Willie Pile	Miami	12/7/02
95	s Kirk Alexander	Cincinnati	10/19/91
94	s Ashley Lee	Vanderbilt	11/12/83
90	lb Randy Cockrell	Navy	10/3/87
88	hb Johnny Watkins	William & Mary	10/15/60
88	fs Ashley Lee	Vanderbilt	11/12/83
87	lb Clarence Culpepper	William & Mary	9/23/67
85	lb Mike Johnson	Appalachian St.	10/23/82
85	rov Pierson Prioleau	Boston College	10/8/98

## FIELD GOALS

Yds.	Player	Opponent	Date
61	c Wayne Latimer	Florida State	10/11/75
59	c Dave Strock	So. Mississippi	11/4/72
56	s Paul Engle	Virginia	10/15/77
56	s Cody Journell	Boston College	11/2/13
55	c Jack Simcsak	Kentucky	10/11/69
55	c Dave Strock	So. Mississippi	11/4/72
53	s Shayne Graham	Clemson	9/12/98
55	c Wayne Latimer	Virginia	10/20/73
53	c Dave Strock	Oklahoma State	10/14/72
52	s Shayne Graham	Pittsburgh	10/30/99
52	s Jud Dunlevy	UNC	9/29/07
52	s Chris Hazley	UNC	11/13/10
51	c Wayne Latimer	Houston	10/12/73

c: conventional-style s: soccer-style

## PUNTS

Yds.	Player	Opponent	Date
78	Gene Fisher	at West Virginia	10/28/67
75	Jimmy Kibble	at Pittsburgh	11/22/97
75	Michael Branthover	at Duke	10/29/11
71	Bill Renner	Appalachian State	10/24/81
70	Jack Simcsak	at Richmond	10/4/69

## RUNNING PLAYS

Yds.	Player	Opponent	Date
96	qb Bob Schweickert	Wake Forest	11/10/62
89	rb Roscoe Coles	Auburn	10/4/75
88	fb Ken Edwards	Florida State	11/2/68
87	tb Kevin Jones	Temple	11/10/01
86	tb J.C. Coleman	Duke	10/13/12
84	tb Ryan Williams	Miami	11/20/10
82	hb Phil Rogers	VMI	11/15/75
82	qb Michael Vick	Boston College	9/30/00
81	qb Al Clark	Rutgers	8/30/97
80	tb Kevin Jones	Pittsburgh	11/8/03
77	qb Warren Price	William & Mary	9/16/61
77n	tb Tommy Francisco	Wake Forest	9/18/65
77	qb David Lamie	William & Mary	10/8/77
77	tb Trey Edmunds	Alabama	8/31/13
76	fb George Constantinides	Richmond	10/21/67
76	fb Jarrett Ferguson	Syracuse	11/14/98
76	tb Chris Mangus	Western Carolina	9/7/13
75	qb Michael Vick	Temple	11/20/99
75	qb Bryan Randall	Syracuse	10/11/03

## PASS PLAYS

Yds.	Players (Opponent)	Date
91	qb Steve Casey to wb Sidney Snell (VMI)	11/17/79
88	qb Erik Chapman to se Donald Wayne Snell (UR)	11/8/86
87	qb Bryan Randall to se Ernest Wilford (Syracuse)	11/9/02
87n	qb Bryan Randall to te Keith Willis (Syracuse)	11/9/02
85n	qb Jim Druckenmiller to fl Bryan Still (Pittsburgh)	9/30/95
85	qb Logan Thomas to se Marcus Davis (Pittsburgh)	9/15/12
83	qb Treg Koel to se Antonio Freeman (West Va.)	9/26/92
83n	qb Logan Thomas to fl Willie Byrn (UNC)	10/5/13
81n	qb Tyrod Taylor to fl Danny Coale (Nebraska)	9/19/09
80	hb Phil Rogers to wr Ricky Scales (Virginia)	10/20/73
80	qb Jim Druckenmiller to fl Bryan Still (Boston College)	9/7/95
80	qb Al Clark to fl Marcus Gildersleeve (Rutgers)	8/30/97
80	qb Bryan Randall to Eddie Royal (Georgia Tech)	10/28/04
80	qb Bryan Randall to Josh Morgan (Auburn)	1/3/05
80	qb Ju-Ju Clayton to se Marcus Davis (Boston College)	10/10/09
78	qb Don Strock to se Jimmy Quinn (Ohio)	10/23/71
78	qb Will Furrer to tb Vaughn Hebron (West Va.)	10/6/90
75	qb Bryan Randall to se Ernest Wilford (Syracuse)	11/9/02
75	qb Michael Brewer to wr Isaih Ford (Tulsa)	12/26/15

n: non-scoring plays

## OPPONENTS' LONGEST PLAYS

- Longest run from scrimmage:** 97 yards, rb Larry Key of Florida State, Nov. 20, 1976, at Tallahassee
- Longest pass completion:** 97 yards, qb Tim Hasselbeck to wr Dedrick Dewalt of Boston College, Nov. 26, 1999, at Blacksburg
- Longest kickoff return:** 100 yards, Leon Bright of Florida State, Nov. 16, 1974, at Tallahassee and Jim Stewart of Tulsa, Nov. 6, 1976, at Blacksburg
- Longest punt return:** 90 yards, Danny Ezechukwu of Purdue, Sept. 20, 1957, at West Lafayette, Ind.
- Longest interception return:** 99 yards, Marcus Mauney of West Virginia, Nov. 23, 1974, at Blacksburg
- Longest field goal:** 56 yards, Ken Stadlin of Virginia, Sept. 29, 1984, at Blacksburg
- Longest punt:** 78 yards, Mark Fazzolari of West Virginia, Nov. 6, 1999, at Morgantown, W.Va.

## THE LAST TIME

### A PUNT WAS RETURNED FOR A TOUCHDOWN:

- VT Oct. 21, 2017 Greg Stroman vs. North Carolina, at Virginia Tech, 91 yards**
- Opp. Nov. 16, 2013 William Likely of Maryland, at Virginia Tech, 63 yards

### A KICKOFF WAS RETURNED FOR A TOUCHDOWN:

- VT Oct. 6, 2012 Demitri Knowles at North Carolina, 93 yards**
- Opp. Aug. 31, 2013 Christian Jones of Alabama, at Atlanta, Ga., 94 yards

### A PASS INTERCEPTION WAS RETURNED FOR A TOUCHDOWN:

- VT Nov. 11, 2017 Greg Stroman vs. Georgia Tech, 24 yards**
- Opp. Sept. 30, 2017 Dorian O'Daniel of Clemson, at Virginia Tech, 22 yards

### A PUNT WAS BLOCKED:

- VT Nov. 24, 2017 Jovonn Quillen at Virginia**
- Opp. Nov. 21, 2015 Bug Howard of North Carolina, at Virginia Tech

### A PUNT WAS BLOCKED FOR A TOUCHDOWN:

- VT Sept. 19, 2015 Terrell Edmunds at Purdue, Anthony Shegog returned 15 yards for TD**
- Opp. Aug. 30, 2008 T.J. Lee of ECU blocked a punt and returned it for a TD, at Charlotte, N.C.

### A SAFETY WAS RECORDED:

- VT Sept. 24, 2016 East Carolina QB sacked in end zone at Virginia Tech**
- Opp. Dec. 6, 2008 Tech punter intentionally ran out of end zone vs. Boston College, at Tampa, Fla.

### A FUMBLE WAS RECOVERED FOR A TOUCHDOWN:

- VT Nov. 9, 2013 Demitri Knowles at Miami (offensive)**
- Opp. Dec. 28, 2012 Khaseem Greene of Rutgers, at Orlando, Fla.

### A FUMBLE WAS RETURNED FOR A TOUCHDOWN:

- VT Oct. 21, 2017 Ricky Walker vs. North Carolina, 12 yards**
- Opp. Sept. 3, 2016 Alpha Jalloh of Liberty at Virginia Tech, 71 yards

### TEAMMATES RUSHED FOR 100 YARDS IN SAME GAME:

- VT Oct. 2, 2010 Darren Evans (160) and Tyrod Taylor (121) at NC State**
- Opp. Oct. 23, 2014 Duke Johnson (249) and Gus Edwards (115) of Miami, at Virginia Tech

### A QB SURPASSED THE CENTURY MARK IN RUSHING AND PASSING IN ONE GAME:

- VT Sept. 3, 2017 Josh Jackson (106 rushing; 235 passing) vs. West Virginia**
- Opp. Oct. 24, 2015 Thomas Sirk (109 rushing; 270 passing) of Duke, at Virginia Tech

# Varsity Letterman (1932-2017)

**A**

Abbott, Brooks.....	2012
Abraham, Jack.....	1969, 1970, 1971
Adams, Jake.....	1961, 1962, 1963
Adams, Jim.....	1946, 1947
Adams, Paul.....	1972, 1974, 1975, 1976
Adibi, Nathaniel.....	2000, 2001, 2002, 2003
Adibi, Xavier.....	2004, 2005, 2006, 2007
Agee, Peery.....	1983, 1984
Agemy, Jamel.....	1984, 1985, 1986, 1987
Aguilar, Art.....	1968
Albright, Kyle.....	1961, 1962, 1963
Albrittain, Chris.....	1977, 1978
Alexander, Adonis.....	2015, 2016, 2017
Alexander, Kirk.....	1989, 1990, 1991, 1992
Alford, Dewayne.....	2013, 2014
Allen, Bob.....	1952
Allen, Bobby.....	1979, 1980, 1981
Allen, Jesse.....	2004, 2005, 2006
Alleyne, Jahque.....	2015
Ambers, Andy.....	1984, 1985, 1986
Amos, Mike.....	1988
Anders, Cliff.....	1997, 1998, 1999
Anderson, Billy.....	1952, 1953, 1954
Anderson, James.....	2002, 2003, 2004, 2005
Anderson, Lars.....	1980
Anderson, Van.....	1939, 1940, 1941
Andreadis, Chris.....	1996
Arbaugh, Mike.....	1973, 1974, 1976
Arians, Bruce.....	1972, 1973, 1974
Arkema, Matt.....	2012
Aromire, Boye.....	2011
Arrington, Marvin.....	1990, 1991, 1992
Arthur, Richard.....	1973
Asante, Kevin.....	2012, 2015
Ashworth, Rayshard.....	2017
Ashworth, Fred.....	1942
Ausbrooks, Dwight.....	1983, 1984, 1985
Austin, Larry.....	1998, 1999, 2000, 2001

**B**

Baaqee, Mikal.....	2001, 2002, 2003, 2004
Babb, Billy.....	1962, 1963
Babione, Dale.....	1975, 1976, 1977
Baggett, Mason.....	2006
Bailey, Corbin.....	1956, 1957
Bailey, Darryl.....	1962, 1963, 1964
Bailey, Dave.....	1968, 1969, 1970
Bailey, Jeff.....	1977, 1978, 1979, 1980
Bailey, Leslie.....	1986, 1987, 1988, 1989
Bailey, Ricky.....	1983
Ballance, Jeff.....	1984, 1985, 1986
Ballard, Frank.....	1945, 1946, 1947
Banks, Antonio.....	1993, 1994, 1995, 1996
Banks, Jim.....	1976
Banks, Mac.....	1934, 1935, 1936
Barber, J.B.....	1971, 1972, 1973
Barbour, Billy.....	1942, 1946, 1947
Barefoot, Ken.....	1965, 1966, 1967
Barefoot, Ken (Jr.).....	1987, 1988
Barfield, Tyler.....	2012
Barile, Ray.....	1959, 1960, 1961
Barnes, Mitchael.....	1974, 1975, 1976
Barnette, Clyde.....	1958
Barns, Clinton.....	1945
Baron, Jim.....	1994, 1995
Baron, Woody.....	2013, 2014, 2015, 2016
Barry, Chris.....	1990, 1991, 1992, 1993
Barton, Bill.....	1968
Bartrug, Ed.....	1957, 1958, 1959
Basham, Bernard.....	1990, 1991, 1992, 1993
Bass, Trenton.....	1992, 1993, 1994
Battle, Kwamaine.....	2009, 2010
Baucia, Chris.....	1988, 1989, 1990
Baylor, Brad.....	1996, 1997

Beamer, Frank.....	1966, 1967, 1968
Beamer, Shane.....	1996, 1997, 1998, 1999
Beard, Dickie.....	1952, 1953, 1954, 1955
Beard, Ralph.....	1945, 1946, 1948, 1949
Bearekman, Larry.....	1972, 1973, 1974
Beasley, Chad.....	1998, 1999, 2000, 2001
Beasley, Ray.....	1946, 1947, 1948
Beasley, Tom.....	1973, 1974, 1975, 1976
Beckett, Tavante.....	2016
Becton, Desmar.....	1983, 1984, 1985
Becton, Nick.....	2010, 2011, 2012
Behl, Dennis.....	1979, 1980
Beiro, Riley.....	2011, 2012
Belcher, A.H.....	1940, 1942
Belcher, Gippy.....	1976, 1977, 1978
Belcher, J.R.....	1937, 1938
Bell, John.....	1972, 1973, 1974
Belmar, Emmanuel.....	2017
Benedict, Brent.....	2012, 2013
Bennett, Bill.....	1949
Bennett, Kevin.....	1989
Berish, Jason.....	1995, 1996
Bertovich, Tony.....	1971
Beyer, Jeff.....	2009
Bianchin, Mike.....	1993, 1994, 1995
Bigelow, Jud.....	1964, 1967
Bird, Cory.....	1997, 1998, 1999, 2000
Birtsch, Greg.....	1974, 1976, 1977, 1978
Blackburn, Preston.....	1967, 1968, 1969
Blacken, Malcolm.....	1985, 1986, 1987, 1988
Blackmon, Tony.....	1979
Blandford, Mason.....	1941, 1942
Blankenship, Bo.....	1985, 1986
Blankenship, Charlie.....	1959
Blankenship, Herb.....	1954
Bledsoe, Brent.....	1973, 1974
Bloomer, Joe.....	1962, 1964
Blueford, Morris.....	1973, 1974, 1975
Blunt, Larry.....	1973, 1974, 1975, 1976
Boatwright, William.....	1988, 1989, 1990, 1991
Bobbitte, Gerald.....	1961, 1962
Bocko, Steve.....	1967, 1968, 1969
Boitnott, Tim.....	1987, 1988, 1989
Bolton, Jeff.....	1979, 1980, 1981
Bond, Bob.....	1954
Bonner, Detrick.....	2011, 2012, 2013, 2014
Booker, Barry.....	2005, 2006, 2007
Boone, Greg.....	2006, 2007, 2008, 2009
Booth, Don.....	1952, 1953
Booth, Jack.....	1973
Borden, Karl.....	1987, 1988, 1990
Borden, Mike.....	1979, 1980
Bosiack, Tim.....	1969, 1970, 1971
Boswell, I.W.....	1939
Botnick, Benny.....	1932, 1934
Bowden, Brent.....	2007, 2008, 2009
Bowe, Nigel.....	1982, 1983, 1984
Bowen, Rich.....	1995
Bowles, Floyd (Jr.).....	1945, 1946, 1947
Bowling, Andy.....	1964, 1965, 1966
Bowling, Herb.....	1961
Bowman, Andrew.....	2007
Bowser, Franklin.....	2000
Boyce, Xavier.....	2009, 2010
Boykin, Jarrett.....	2008, 2009, 2010, 2011
Boyle, Dean.....	1950, 1951
Bradburn, Oscar.....	2017
Bradley, Carl.....	1996, 1997, 1998, 1999
Bradley, Frank.....	1951
Bradley, Henry.....	1974, 1975, 1976, 1977
Bradley, Nate.....	1987
Bradshaw, Bill.....	1935
Brainard, Michael.....	2015
Brammer, Mike.....	1974
Branch, Tyrone.....	1984

Branthover, Michael.....	2012, 2013, 2014
Breen, Gene.....	1961, 1962, 1963
Breheeny, Chris.....	1992, 1993
Brewer, Michael.....	2014, 2015
Bria, Sammy.....	1969, 1970, 1971
Briggs, Wayne.....	2000, 2001
Brilliant, Ricky.....	1979
Brinkley, Ed.....	1956, 1957, 1958
Briscoe, Mark.....	1987, 1988
Britts, Bill.....	1979
Brooks, Greg.....	1982, 1983, 1984, 1985
Brooks, Jaymes.....	2008, 2009, 2010, 2011
Brown, Cornell.....	1993, 1994, 1995, 1996
Brown, Duane.....	2004, 2005, 2006, 2007
Brown, Frank.....	1952, 1953, 1954, 1955
Brown, Geoff.....	1980, 1981, 1982
Brown, Glenn.....	1972
Brown, Ken.....	1991, 1992, 1993, 1994
Brown, Nekos.....	2006, 2007, 2008, 2009
Brown, Ralph.....	1987, 1988, 1990
Brown, Robert.....	1980, 1981
Brown, Roger.....	1986, 1987, 1988, 1989
Brown, Todd.....	1989, 1990
Brown, Wiley.....	2010, 2011
Brown, Wilson.....	1935, 1936
Browne, Wally.....	1979, 1980, 1981, 1982
Brownell, Jud.....	1967, 1968
Bruce, Donnie.....	1964, 1965, 1966
Bruce, George.....	1987
Bruce, Maynard.....	1946, 1947
Bryant, Phil.....	1988, 1989, 1990, 1991
Bryant, Tommy.....	1951
Bryson, Jimmy.....	1989, 1990
Buchanan, G.S.....	1939
Buckland, Jason.....	1998
Buie, Chris.....	2000, 2002
Bulheller, Eddie.....	1964, 1965, 1966
Bunn, Gene.....	1976, 1977, 1978
Burchette, Noland.....	2003, 2004, 2005, 2006
Burke, John.....	1990, 1991, 1992, 1993
Burke, Leo.....	1952, 1953, 1954, 1955
Burke, Xavier.....	2017
Burks, Jim.....	1956, 1957, 1958
Burleigh, Bryan.....	1982, 1983, 1984
Burleson, Hayes.....	1954, 1955
Burnell, Keith.....	2000, 2001
Burnett, Chris.....	2006
Burnette, Gene.....	1950
Burnop, Mike.....	1970, 1971, 1972
Burns, Drew.....	2013, 2015
Burns, Tommy.....	1945, 1946, 1948
Burns, Vinnie.....	2001, 2002, 2003, 2004
Bush, AJ.....	2017
Bush, Nick.....	2013
Bush, Rickey.....	1974
Buskirk, Blair.....	1974, 1975, 1976
Butler, Reggie.....	2003, 2004, 2005
Bowen, Tee.....	1999, 2000
Bynum, Wright.....	2016
Byrd, Ken.....	1957, 1958, 1959
Byrd, Melendez.....	1989, 1990, 1991, 1992
Byrn, Willie.....	2012, 2013, 2014

**C**

Cahill, Mike.....	1962, 1963
Caleb, Joel.....	2014, 2015
Callison, Mike.....	1975
Camaiioni, Alex.....	1962, 1963
Cameron, Archie.....	1937, 1938
Camp, Cass.....	1979, 1980, 1981
Camp, Don.....	1954
Campbell, Bo.....	1989, 1990, 1991, 1992
Campbell, Bryan.....	1988, 1989, 1990, 1991
Campbell, David.....	1998
Campbell, Johnny.....	1950




Mike Burnop

Candelas, John.....	2005
Cannaday, Mike.....	1980, 1981
Cannon, Austin.....	2017
Cannon, Steve.....	1975, 1976
Canter, Steve.....	2003
Capps, Larry.....	1974, 1975, 1976
Carmichael, Rashad.....	2007, 2008, 2009, 2010
Carpenito, Pat.....	1955, 1956, 1957
Carpenito, Tommy.....	1970, 1971, 1972
Carpenter, Buck.....	1934, 1935
Carpenter, Keion.....	1995, 1996, 1997, 1998
Carroll, CJ.....	2016, 2017
Carroll, Collin.....	2008, 2009, 2010, 2011
Carroll, Tripp.....	2004, 2005
Carter, Derek.....	1997, 1998, 1999, 2000
Carter, Derek.....	1981, 1982, 1983, 1984
Carter, Eddie.....	1967, 1968
Cartwright, Matt.....	1970
Cartwright, Pete.....	1962
Cary, Phil.....	1962, 1963
Casey, Al.....	1932, 1933
Casey, Rickie.....	1975
Casey, Steve.....	1978, 1979, 1980, 1981
Casto, Ron.....	1948, 1949, 1950
Caver, Chris.....	2013
Chambers, Coy.....	1946, 1947, 1949
Chamblee, Al.....	1987, 1988, 1989, 1990
Chancellor, Kam.....	2006, 2007, 2008, 2009
Chapman, Erik.....	1986, 1987
Charlton, Ike.....	1997, 1998, 1999
Charlton, Leroy.....	1992, 1994
Chasen, Irvin.....	1941, 1942
Cheeseman, Jahre.....	2007
Chung, Eugene.....	1988, 1989, 1990, 1991
Church, Joe.....	1948, 1949, 1950
Churchill, Bob.....	1962, 1964
Clapp, Mike.....	1986
Clark, Al.....	1995, 1996, 1997, 1998
Clark, Chuck.....	2013, 2014, 2015, 2016
Clark, Daniel.....	1942
Clark, Gerald.....	1939, 1940, 1941
Clark, James.....	2017
Clarke, Deon.....	2014, 2015
Clarke, Jake.....	1980, 1981, 1982, 1983
Clayton, Ju-Ju.....	2009, 2010, 2011
Clifton, Chris.....	2002, 2003, 2004, 2005
Cline, Kalvin.....	2013, 2015
Clowney, David.....	2003, 2004, 2005, 2006
Coale, Danny.....	2008, 2009, 2010, 2011
Cobb, Freddie.....	1966
Cobb, Lamar.....	2000, 2001, 2002
Cockrell, Randy.....	1986, 1987, 1988, 1989
Cogan, Dennis.....	1971
Colas, Cols.....	2000, 2001, 2002, 2003
Cole, Michael.....	2012
Coleman, Hank.....	1992, 1993, 1994, 1995



# VARSITY LETTERMAN



**Brandon Flowers**

Collis, Chris..... 1969  
 Collum, Pete..... 1947, 1948, 1949  
 Colobro, Nick..... 1970, 1971, 1972  
 Comer, Glen..... 1977  
 Conaty, Billy..... 1993, 1994, 1995, 1996  
 Conlin, Jon..... 1970  
 Connor, Bobby..... 1955, 1956, 1957  
 Constantinides, George..... 1966, 1967, 1968  
 Conte, Augie..... 2013, 2014, 2015  
 Conway, Travis..... 2001, 2003, 2004  
 Cook, Rusty..... 1983  
 Cooke, Donnie..... 1969, 1970  
 Cooke, Jack..... 1946, 1947  
 Cooper, Chad..... 2001, 2002, 2003, 2004  
 Cooper, Ron..... 2010  
 Cooper, Tom..... 1974, 1975, 1976  
 Copeland, Otis..... 1982, 1983  
 Copenhaver, Jim..... 1933, 1934  
 Cosh, Chris..... 1977, 1978, 1979  
 Cothran, Bo..... 1987, 1988  
 Courtney, Chris..... 1973  
 Cowan, Howard..... 1950  
 Cowne, John..... 1980, 1981, 1982, 1983  
 Cox, David..... 1983, 1984, 1985  
 Cox, Joe..... 1962  
 Cox, Mark..... 1982, 1983, 1984, 1985  
 Cox, Mike..... 1992  
 Cox, Rod..... 1969, 1970  
 Coyner, Doug..... 1971  
 Crabtree, Bob..... 1959, 1960  
 Cramer, Bryson..... 1977  
 Cranwell, Billy..... 1954, 1955, 1957  
 Cranwell, Dickie..... 1963, 1964  
 Crawford, James..... 1996  
 Crawford, Michael... 2000, 2001, 2002, 2003  
 Creasey, Skip..... 1973, 1974  
 Creekmore, Larry..... 1967, 1968, 1969  
 Cregger, Doug..... 1952, 1953  
 Cregger, Pete..... 1935, 1936, 1937  
 Crigger, Dee..... 1967, 1968, 1969  
 Crittenden, Ray..... 1992  
 Cruickshank, Bobby..... 1954, 1955, 1956  
 Cruise, Scott..... 1983, 1984, 1985  
 Cuba, Chuck..... 1954, 1955  
 Culicerto, Phil..... 1982  
 Cullen, Nick..... 1987, 1988, 1989, 1990  
 Cunningham, Chris..... 2016, 2017  
 Culppepper, Clarence..... 1965, 1966, 1967  
 Cupp, Danny..... 1966, 1968  
 Cure, Allen..... 1974, 1975  
 Cyrus, Chris..... 1997, 1998, 1999

**D**

D'Antuono, Eddie..... 2013, 2014, 2015  
 Dabbs, Bobby..... 1971, 1972  
 Dahl, Jeff..... 1979, 1980, 1981  
 Dale, Carroll..... 1956, 1957, 1958, 1959  
 Daley, Bill..... 1954, 1955, 1956  
 Dalzell, Tom..... 1954, 1956  
 Daniels, Greg..... 1988, 1989, 1990, 1991  
 Daniels, Mike..... 2001, 2002, 2003, 2004  
 Daniels, Sam..... 1992

Daniels, Vince..... 1984  
 Darnell, W.T..... 1937  
 Davidson, Ron..... 1966, 1967, 1968  
 Davie, Jim..... 1983, 1984, 1985, 1986  
 Davis, André..... 1998, 1999, 2000, 2001  
 Davis, Anthony..... 1999, 2000, 2001, 2002  
 Davis, Don..... 1990, 1991, 1992  
 Davis, Ernie..... 1986, 1987, 1988, 1989  
 Davis, George..... 1949  
 Davis, Jim..... 2000, 2001, 2002, 2004  
 Davis, Junior..... 1936, 1937  
 Davis, Marcus..... 2009, 2010, 2011, 2012  
 Davis, Paul..... 1979, 1980  
 Davis, Robert..... 1990  
 Davis, Ron..... 1973, 1974, 1975  
 Davis, Rondal..... 1974, 1975, 1976  
 Davis, William..... 1941, 1942  
 Davison, Bloice..... 1958, 1959, 1961  
 Dawson, Scott..... 1965, 1966, 1967  
 Dawyot, Pete..... 1967, 1968, 1969  
 Deablo, Divine..... 2016, 2017  
 Dean, Johnny..... 1951, 1952, 1953, 1954  
 DeChristopher, Blake.. 2008, 2009, 2010, 2011  
 Dedo, Damon..... 1965, 1966, 1967  
 DeHart, David..... 1975, 1976, 1977  
 DeRicco, George... 1992, 1993, 1994, 1995  
 DeViscio, Nick..... 1968, 1969, 1970  
 DeMarr, Buddy..... 1970, 1971  
 DeMasi, Steve..... 1999, 2000, 2001  
 DeMuro, Phil..... 1937, 1938, 1939  
 Denardo, Bruce..... 1970  
 Denardo, Pat..... 1947, 1948  
 DePoy, James..... 1990, 1991, 1992  
 DeShazo, Dick..... 1946, 1947  
 DeShazo, Maurice..... 1992, 1993, 1994  
 Develli, Jared..... 2004, 2005, 2006, 2007  
 Devlin, W.H..... 1937, 1938  
 Dew, Nick..... 2011  
 Di Nardo, Derek..... 2011, 2012, 2013, 2014  
 Dick, Kevin..... 1973, 1974, 1975  
 Dickerson, Herman..... 1934, 1935, 1936  
 Dillard, Brandon..... 2007, 2009  
 DiNapoli, Gennaro... 1994, 1995, 1996, 1997  
 Divers, Don..... 1954, 1955, 1956  
 Dobbins, John..... 1970, 1971, 1972  
 Dodge, Ben..... 1934, 1935  
 Dodson, Dennis..... 1971, 1972, 1973  
 Dodson, George..... 1973  
 Dolphin, Dave..... 1975, 1976, 1978  
 Donahue, Mike..... 1999, 2000  
 Donnelly, Sean..... 1985, 1986, 1987  
 Dooley, Seth..... 2014, 2015, 2016  
 Dotson, William..... 1990, 1991  
 Doty, Jeff..... 1991  
 Dove, Mitch..... 1986, 1988  
 Dovel, Scott..... 1978, 1979, 1980, 1981  
 Doxey, Lloyd..... 1935, 1936, 1937  
 Dozier, Vernon..... 1993, 1994  
 Drager, Chris..... 2008, 2009, 2010, 2011  
 Drakeford, Tyronne... 1990, 1991, 1992, 1993  
 Drew, Greg..... 1986, 1987  
 Drinkard, John..... 1977, 1978, 1979  
 Druckenmiller, Jim... 1993, 1994, 1995, 1996  
 Dudley, Tim..... 1985  
 Dunlevy, Jud..... 2007  
 Dunn, Jon..... 2001, 2002, 2003, 2004  
 Dunn, Randall..... 2011, 2012  
 Dutton, Hubert..... 1947, 1948, 1949  
 Dyer, Daniel..... 2011, 2012, 2013, 2014

**E**

Eadie, Josh..... 2010  
 Eakin, Lowell..... 1980  
 Easlick, Doug..... 2001, 2002, 2003  
 Eastman, Frank..... 1957, 1959  
 Eberly, Josh..... 2015  
 Ebert, Dave..... 1954, 1955, 1956  
 Eddy, Danny..... 1987, 1988, 1989  
 Edison, Pedro..... 1996

Edmond, Tyron..... 1995, 1996, 1997, 1998  
 Edmonds, Brian..... 1993, 1994, 1995, 1996  
 Edmonds, Johnnie..... 1980  
 Edmunds, Terrell..... 2015, 2016, 2017  
 Edmunds, Tremaine..... 2015, 2016, 2017  
 Edmunds, Trey..... 2013, 2014, 2015  
 Edwards, Billy..... 1963, 1964, 1965  
 Edwards, Danny..... 1995  
 Edwards, Ken..... 1967, 1968, 1969  
 Edwards, Lacy..... 1962, 1963, 1964  
 Edwards, Randall..... 1961  
 Edwards, Tariq..... 2010, 2011, 2013  
 Edwards, Tommy..... 1993, 1994  
 Ekanem, Ken..... 2013, 2014, 2015, 2016  
 Ellenbogen, Bill..... 1971, 1972  
 Ellis, Chris..... 2004, 2005, 2006, 2007  
 Ellison, M.L..... 1938, 1939  
 Ellison, Shelly..... 1996, 1997  
 Ellsworth, Steve..... 1983, 1984, 1985, 1986  
 Engelberger, John... 1996, 1997, 1998, 1999  
 England, Ray..... 1955, 1956, 1957  
 Engle, Paul..... 1976, 1977, 1978  
 English, Red..... 1932, 1933  
 Evans, Darren..... 2008, 2010  
 Evans, George..... 1979, 1980, 1981, 1982  
 Evans, Jerod..... 2016  
 Evans, David..... 1985, 1986, 1987  
 Exum, Antone..... 2010, 2011, 2012, 2013

**F**

Facyson, Brandon... 2013, 2015, 2016, 2017  
 Fallen, Larry..... 1977, 1978  
 Farmer, Dave..... 1965, 1966  
 Farmer, John..... 1961  
 Farr, Jim..... 1958, 1959, 1960  
 Farris, Caleb..... 2012, 2013, 2014  
 Faulkner, Mike..... 1975, 1976, 1978, 1979  
 Felber, Matt..... 2001  
 Ferebee, Rashad..... 2005  
 Ferguson, Jarrett..... 1998, 1999, 2000, 2001  
 Ferguson, Lorenzo..... 1997, 1998  
 Ferrell, William..... 1992, 1993, 1994  
 Finnegan, Matt..... 2007  
 Fisher, Bud..... 1948, 1949, 1950  
 Fisher, Gene..... 1965, 1966, 1967  
 Fittro, Louis..... 1934, 1935  
 Fitts, Ray..... 1982, 1983, 1984, 1985  
 Fitzgerald, John..... 1980, 1981, 1982  
 Fitzgerald, Kelly..... 1989  
 Fitzgerald, Mickey... 1976, 1977, 1978, 1979  
 FitzHugh, John..... 1985, 1986, 1987  
 Fixx, Jimmy..... 1938  
 Fleenor, Glen..... 1953  
 Flowers, Brandon..... 2005, 2006, 2007  
 Flowers, William..... 1996  
 Floyd, Reggie..... 2016, 2017  
 Foltz, Joe..... 1942  
 Foran, Jay..... 1990  
 Forbes, Charles..... 1945  
 Ford, Gillett..... 1979, 1980, 1981, 1982  
 Ford, Isaiah..... 2014, 2015, 2016  
 Forrest, Chris..... 1985  
 Forrest, Jamie..... 1997  
 Foster, Moses..... 1974, 1975, 1976  
 Foussekis, George..... 1965, 1966, 1967  
 Fox, Bill..... 1977  
 Fox, Coleman..... 2017  
 Fox, Rich..... 1986, 1987, 1988, 1989  
 Francisco, Tommy..... 1964, 1965, 1966  
 Frank, Ron..... 1962, 1963  
 Franklin, Milton..... 1982, 1984  
 Frazee, Barry..... 1956, 1957  
 Frederick, Eustace..... 1950, 1951  
 Freeman, Antonio..... 1991, 1992, 1993, 1994  
 Freund, Scott..... 1991  
 Friday, Steven..... 2008, 2009, 2010  
 Frontain, Ken..... 1982, 1983  
 Frulla, Bob..... 1984, 1985, 1986  
 Fry, Hannon..... 1980, 1981

Fry, Keener..... 1980  
 Frye, Brandon..... 2005, 2006  
 Frye, Desmond..... 2012, 2013, 2015  
 Fuerst, Gary..... 1977  
 Fuller, Austin..... 2009, 2010  
 Fuller, Corey..... 2012  
 Fuller, Kendall..... 2013, 2014, 2015  
 Fuller, Kyle..... 2010, 2011, 2012, 2013  
 Fuller, Nelson..... 1941, 1942, 1946  
 Fuller, Vincent..... 2001, 2002, 2003, 2004  
 Fuller, Darius..... 2017  
 Furrer, Will..... 1988, 1989, 1990, 1991

**G**

Gadell, Greg..... 2013, 2014  
 Gaines, Jerry..... 1971  
 Gaines, Houshun..... 2016, 2017  
 Galante, Johnathan..... 2015, 2016  
 Gallagher, Jack..... 1941, 1942, 1946  
 Gallo, Eric..... 2014, 2015, 2016, 2017  
 Galloway, Steve..... 1972, 1973, 1975  
 Gambone, John..... 1978, 1979, 1980  
 Garber, Barry..... 1972, 1973, 1974  
 Garcia, Sal..... 1964, 1965, 1966  
 Gardner, Laird..... 2015  
 Garland, Roger..... 1990, 1991  
 Gates, Chester..... 1951  
 Gaugler, Jim..... 1936, 1938  
 Gayle, James..... 2010, 2011, 2012, 2013  
 Gentry, Bo..... 2011  
 George, George..... 2011, 2012  
 German, Bob..... 1969, 1970, 1971  
 Giacalone, Mike..... 1979, 1980, 1981, 1982  
 Gibson, Jacob..... 2001, 2002, 2003  
 Gibson, Keith..... 1973, 1974, 1975, 1976  
 Gibson, Laurence..... 2012, 2013, 2014  
 Gibson, Lyndell..... 2009, 2010  
 Gilchrist, Jeremy..... 2005  
 Gildersleeve, Marcus..... 1996, 1997, 1998  
 Gillespie, Dave..... 1961, 1962  
 Gilley, Richard..... 1948, 1949, 1950  
 Glatthorn, Bruce..... 1969, 1970, 1971  
 Glennon, Sean..... 2004, 2006, 2007, 2008  
 Glick, Chris..... 1994  
 Goff, Lance..... 2004  
 Good, Rodney..... 1986, 1987  
 Goode, Dick..... 1961  
 Goodman, Richard..... 1948, 1949  
 Goodwin, John..... 1976  
 Gordon, Corey..... 2004, 2005, 2006, 2007  
 Gordon, Leon..... 1981, 1982, 1983, 1984  
 Gore, Brandon..... 2003, 2004, 2005, 2006  
 Gorham, Billy..... 2006, 2007  
 Gosney, H.W..... 1938, 1939  
 Gouveia-Winslow, Jeron... 2010, 2011, 2012  
 Gowin, Will..... 1987, 1988  
 Graham, Richard..... 2007, 2008, 2009  
 Graham, Shayne..... 1996, 1997, 1998, 1999  
 Granby, John..... 1987, 1988, 1989, 1991  
 Grantham, Todd..... 1985, 1986, 1987, 1988  
 Grantz, Shon..... 1989  
 Graves, John..... 2007, 2008, 2009, 2010  
 Graves, Preston..... 1939, 1940  
 Gray, Keith..... 1994  
 Gray, Torrian..... 1993, 1994, 1995, 1996  
 Grayson, Shawn..... 1990, 1992  
 Green, Dave..... 1961, 1962, 1963  
 Green, Eric..... 2000, 2001, 2003, 2004  
 Green, Jerry..... 1967, 1968, 1969  
 Green, Larry..... 1993, 1994, 1995, 1997  
 Green, Newt..... 1961, 1962, 1963  
 Greene, Der'Woun... 2013, 2014, 2015, 2016  
 Greenwood, Todd... 1982, 1983, 1984, 1985  
 Gregory, Bob..... 1962  
 Gregory, Tony..... 2010, 2011, 2012, 2013  
 Gresh, Trey..... 2011, 2012, 2013  
 Griffin, James..... 2003, 2004  
 Griffith, Bob..... 1965, 1966, 1967  
 Griffith, Daniel..... 2017

Grimm, Chad.....2006  
 Grimm, Cody.....2006, 2007, 2008, 2009  
 Grimsley, Hezekiah.....2017  
 Grinus, Bill.....1932  
 Grizzard, Harold.....1951, 1952, 1953  
 Groom, Tommy.....1964, 1965, 1966  
 Grove, Jake.....2000, 2002, 2003  
 Grube, Chad.....1989, 1990  
 Gwaltney, Dwayne.....1984, 1985, 1986

**H**

Hackbirth, David.....1989, 1990  
 Hagood, Jay.....1993, 1994, 1995, 1996  
 Hair, Tally.....1994  
 Hairston, Kerwin.....1996, 1997  
 Hale, Steve.....1985, 1986, 1987, 1988  
 Hall, Bus.....1932  
 Hall, DeAngelo.....2001, 2002, 2003  
 Hall, George.....1968, 1969, 1970  
 Hall, John.....1954, 1955, 1956  
 Hall, Ricky.....1998, 1999  
 Hall, Ricky.....1979  
 Hall, Tom.....1986, 1987, 1988  
 Hall, Vince.....2004, 2005, 2006, 2007  
 Halstead, David.....1972, 1973  
 Hamilton, J.L.....1945  
 Hamilton, Justin.....2002, 2003, 2004, 2005  
 Hamlette, Isaiah.....2011  
 Hamlin, Jared.....1992, 1993, 1994  
 Handy, Ken.....1996, 1997, 1998  
 Hanly, Les.....1963, 1964, 1965  
 Hansen, Wade.....2014, 2015  
 Hansrote, Larry.....1949, 1950  
 Hardee, Billy (III).....2000, 2001, 2002  
 Hardee, Billy (JR).....1973, 1974, 1975  
 Haren, Jim.....1952, 1953, 1954  
 Hargrove, Frank.....1949, 1950  
 Hargrove, James.....1989, 1990, 1991  
 Harley, Kris.....2012  
 Harman, Rick.....1974, 1975  
 Harper, Justin.....2004, 2005, 2006, 2007  
 Harris, Alan.....1982, 1984, 1985  
 Harris, Bob.....1958, 1960  
 Harris, Victor.....2005, 2006, 2007, 2008  
 Harris, Walt.....1960  
 Harrison, Angelo.....1995, 1996, 1997, 1998  
 Hartman, Tom.....1982, 1983, 1984  
 Hartzog, Jeff.....2000  
 Harvey, Waddey.....1966, 1967, 1968  
 Hash, Ryan.....2004, 2005, 2006  
 Hawkes, Michael.....1996, 1997, 1998, 1999  
 Hawkins, Cullen.....1996, 1997, 1999, 2000  
 Hawkins, Ron.....1961  
 Hawkins, Scott.....1969, 1971  
 Hawkins, Tommy.....1962, 1963  
 Hayes, Eric.....1984, 1985  
 Haynes, Jeff.....1965, 1966, 1967  
 Haynes, Jeremy.....2015  
 Hazley, Chris.....2010  
 Hazzard, Noland.....1982, 1983, 1984, 1985  
 Heath, George.....1973, 1974, 1975, 1976  
 Hebron, Vaughn.....1989, 1990, 1991, 1992  
 Hedrick, Jim.....1954, 1956  
 Hegamy, William.....1945, 1948  
 Heizer, Jim.....1972, 1973  
 Heizer, Mike.....1975, 1976, 1977  
 Henderson, Bert.....1967, 1968, 1969  
 Henderson, Chris.....1986, 1987, 1988  
 Henderson, John.....1938, 1939, 1940, 1941  
 Henley, Stacy.....1991, 1992, 1993, 1994  
 Henry, Kent.....1971, 1972, 1973  
 Henry, Mel.....1935, 1936, 1937  
 Henry, Pat.....1958, 1959  
 Herb, Charlie.....1950, 1952, 1953  
 Herdman, Darwin.....1987, 1988, 1990, 1990  
 Herndon, John.....1954, 1955, 1957  
 Herndon, Larry.....1973  
 Hess, Bob.....1945, 1946, 1947  
 Hewitt, Jarrod.....2017  
 Hewitt, Wayne.....1964  
 Hickam, Jim.....1962, 1963  
 Hicks, Philip.....1999  
 Hiler, Dick.....1950

Hill, Brenden.....2004, 2005, 2006  
 Hill, Cris.....2008, 2009, 2010, 2011  
 Hill, Danny.....1976, 1977, 1978, 1979  
 Hill, Mike.....1981, 1982  
 Hill, Robert.....1980  
 Hill, Scott.....1986, 1987, 1988, 1989  
 Hill, Trevon.....2016, 2017  
 Hilman, J.B.....1951  
 Hines, Charlie.....1959, 1960, 1961  
 Hite, Billy.....1979, 1980, 1981, 1982  
 Hite, Gene.....1932  
 Hite, Griffin.....2014  
 Hobbs, Fran.....1950  
 Hodges, Bucky.....2014, 2015, 2016  
 Hodges, G.D.....1942  
 Hodges, Mike.....1990, 1991, 1992  
 Hodgson, Andy.....1950  
 Hoepner, Fuller.....2013  
 Hoestine, G.V.....1933  
 Hoffmann, Joe.....1942, 1946  
 Holbrook, Gerald.....1960, 1961  
 Holbrook, Wynston.....1962  
 Holland, Brandon.....2007  
 Holland, Jeff.....1993, 1994, 1995  
 Holloway, Stephan.....1989, 1990, 1991  
 Holmes, Jermaine.....1992, 1994, 1995  
 Holmes, Michael.....2012  
 Holsclaw, Billy.....1956, 1957, 1958  
 Holsclaw, Duncan.....1957, 1958, 1960  
 Holsclaw, Duncan.....1932, 1933, 1934  
 Holsinger, Ron.....1969, 1970, 1971  
 Holston, Jalen.....2017  
 Holt, Chris.....1990, 1991, 1992  
 Holt, Cory.....2005, 2006, 2007, 2008  
 Holway, Dickie.....1976, 1977, 1978  
 Hopkins, Antoine.....2009, 2010, 2011, 2012  
 Hopkins, Archie.....1988, 1989, 1990  
 Hopkins, Derrick.....2010, 2011, 2012, 2013  
 Hopkins, Oren.....1946, 1947, 1948, 1949  
 Hopper, James.....2010, 2011  
 Horoszko, Pete.....1971, 1972, 1973  
 Hosley, Jayron.....2009, 2010, 2011  
 Hosp, Bob.....1969  
 Houff, Tony.....1974, 1975, 1976  
 House, Bill.....1969, 1970, 1971  
 Houseright, Bill 1973, 1974, 1975, 1976, 1977  
 Houseright, Bill (JR).....1995  
 Houseright, Jake.....1998, 1999, 2000, 2001  
 Houseright, Jonas.....2006, 2007, 2008  
 Howard, Harry.....1934  
 Howell, Terrence.....1982, 1983, 1984, 1985  
 Hoyt, Zachariah.....2017  
 Hromyak, Andy.....1971, 1972  
 Hubbard, Tre.....2016  
 Hudson, Rankin.....1938, 1939, 1940  
 Hudson, Robby.....1992  
 Huelskamp, Sean.....2014, 2015, 2016, 2017  
 Huff, Dick.....1949  
 Huffman, Richard.....1932, 1933, 1934  
 Hughes, A.J.....2012, 2013, 2014, 2015  
 Hughes, Mike.....1977, 1978  
 Hughes, Tom.....1951, 1952, 1953  
 Humes, Cedric.....2002, 2003, 2004, 2005  
 Hummel, Scott.....1990  
 Humphries, Wayne.....1968, 1969  
 Hunsucker, Jeff.....1971  
 Hunt, Steven.....1996, 1997, 1998, 1999  
 Hunter, Ben.....1959  
 Hunter, Devon.....2017  
 Hunter, Eddie.....1983, 1984, 1985, 1986  
 Hurd, Caleb.....1996, 1997, 1998, 1999  
 Hurd, Scott.....1975, 1976  
 Hvozdic, Mike.....1962, 1963, 1964  
 Hyman, Josh.....2004, 2005, 2006, 2007

**I**

Ilarido, Leno.....1982  
 Immel, Hank.....1968  
 Imoh, Mike.....2003, 2004, 2005  
 Inge, Jerry.....1973, 1974, 1975  
 Ingles, Bud.....1935, 1936  
 Irby, Corey.....1994, 1995, 1996, 1997  
 Ittner, Jack.....1946, 1947, 1948, 1949  
 Ivanac, John.....1969, 1970

**J**

Jackson, Josh.....1980, 1981  
 Jackson, Pete.....1980, 1981  
 Jackson, Robby.....1983, 1984, 1985  
 Jackson, T.J.....2000, 2001  
 Jackson, Waverly.....1993, 1994, 1995, 1996  
 Jacobsen, Steve.....1977, 1980, 1981  
 Jamerson, Bill.....1954, 1955  
 Jamerson, Phil.....1980  
 James, Bill.....1940, 1941, 1942  
 Jamison, Randy.....1982, 1985, 1986  
 Jarrett, Kyshoen.....2011, 2012, 2013, 2014  
 Jefferson, Kenny.....2008, 2009  
 Jeffries, Jon.....1987, 1988, 1991  
 Jennings, Bryan.....1993, 1994, 1995, 1996  
 Joe, Tony.....1996  
 Johns, Eddie.....1969, 1970, 1971  
 Johnson, Emmett.....1998, 1999, 2000, 2001  
 Johnson, Erick.....1964, 1965, 1966  
 Johnson, Jake.....2008, 2009  
 Johnson, James.....1977, 1978  
 Johnson, Loren.....1995, 1996, 1997, 1998  
 Johnson, Mark.....1981, 1983, 1984, 1985  
 Johnson, Mike.....1980, 1981, 1982, 1983  
 Johnson, Richard.....2001, 2002, 2003, 2004  
 Johnson, Robert.....1946  
 Johnson, Stacy.....1985, 1986  
 Johnson, Steve.....1984, 1985, 1986, 1987  
 Johnson, Stud.....1941, 1942  
 Johnson, Ted.....1942, 1946  
 Johnson, Vincent.....1981, 1982, 1983, 1984  
 Jones, Brad.....1989, 1990  
 Jones, Calvert.....1992  
 Jones, Dave.....1934, 1935, 1936  
 Jones, Earnie.....1984, 1985, 1986, 1987  
 Jones, Greg.....2014, 2015  
 Jones, Grover.....1954, 1955, 1956  
 Jones, Jerry.....1983  
 Jones, Jock.....1987, 1988, 1989  
 Jones, Joe.....1980, 1982, 1983, 1984  
 Jones, Kevin.....2001, 2002, 2003  
 Jones, Lynn.....1962, 1963, 1964  
 Jones, Scott.....1990, 1991, 1992, 1993  
 Jones, Victor.....1984, 1985, 1986, 1987  
 Joseph, Bernard.....1983  
 Journell, Cody.....2011, 2012  
 Joyce, Eddie.....1973  
 Judy, Ben.....1940, 1941, 1942

**K**

Kadela, Dave.....1998, 1999, 2000  
 Kapp, Anthony.....1995  
 Karlson, Bob.....1970, 1971, 1972  
 Kassem, Shakeep.....1950  
 Kautz, J.R.....1945  
 Keatley, Chip.....1976, 1977, 1978  
 Keefe, Kevin.....1984, 1985, 1986, 1987  
 Keene, Dalton.....2017  
 Keeton, Bunky.....1950  
 Keiffer, Ed.....1981, 1982, 1983  
 Keihn, Melvin.....2014  
 Keister, Ken.....2000, 2001, 2002  
 Kelly, Dickie.....1963, 1964  
 Kendrick, André.....1997, 1998, 1999, 2000  
 Kenley, Mike.....1977, 1978  
 Kennedy, Tony.....1989, 1990, 1991, 1992  
 Kennedy, W.P.....1935  
 Kerfoot, Billy.....1952, 1953, 1954  
 Kern, Dick.....1939, 1940, 1941  
 Kernan, Charlie.....1948, 1949, 1950  
 Keyes, Howard.....1972  
 Keys, Dustin.....2008  
 Keys, Greg.....1981, 1983, 1984  
 Kezmarsky, Greg.....2005  
 Kibble, Jimmy.....1996, 1997, 1998, 1999  
 Kidd, Randolph.....1987  
 Kilpatrick, Baird.....1988  
 Kincaid, Al.....1967, 1968, 1969  
 King, Billy.....1975, 1976  
 King, Brad.....1988  
 King, Chad.....1991, 1992  
 King, E.S.....1937, 1938



**Kyshoen Jarrett**


King, Eric.....1978, 1979, 1980  
 King, Jeff.....2002, 2003, 2004, 2005  
 King, Julian.....1951, 1952, 1953  
 King, Scott.....2006, 2007  
 Kinzer, Chris.....1985, 1986, 1987, 1988  
 Kinzer, John.....2004, 2005  
 Kitts, Jimmy (JR).....1947, 1949  
 Knight, DeWayne.....1990, 1991, 1992, 1993  
 Knowles, Demitri.....2012, 2013, 2014, 2015  
 Knupp, Kent.....1976, 1977, 1978  
 Kocicka, Mike.....1997  
 Koel, Treg.....1992, 1993  
 Kosco, Joe.....1950  
 Kovac, Mike.....1978, 1979, 1980  
 Kraynak, Ed.....1950  
 Krebs, Chris.....1998, 1999, 2000, 2001  
 Kreiter, Vic.....1962, 1963, 1964  
 Kristensen, Eric.....2013  
 Kritsky, Thor.....1980, 1981, 1982  
 Kroehling, J.H.....1946, 1947  
 Kuhn, Richard.....1949, 1950  
 Kujawa, Anthony.....1941  
 Kumah, Eric.....2016, 2017  
 Kushner, Larry.....1968, 1969, 1970  
 Kwiatkowski, Frank.....1950, 1951, 1952

**L**

Ladler, Khalil.....2017  
 Lagana, Lou.....1970  
 Lallis, Jason.....2001, 2002, 2003, 2004  
 Lambert, Ken.....1974  
 Lambo, Anthony.....1997, 1998, 1999, 2000  
 Lamie, David.....1975, 1976, 1977, 1978  
 Landrum, Ken.....1991, 1992, 1993, 1994  
 Lanier, Andrew.....2009, 2010, 2011  
 Larsen, Atle.....1994, 1995  
 LaRue, Don.....1977, 1978, 1979  
 Lassiter, Greg.....1989, 1990, 1991, 1992  
 Lathan, Kevin.....1985, 1986  
 Latimer, Wayne.....1973, 1974, 1975  
 Latina, John.....1976, 1977, 1978  
 Laury, Dennis.....1979, 1980, 1981  
 Law, Rick.....1974  
 Lawler, Tim.....1948, 1949, 1950  
 Lawlor, Bob.....1972  
 Lawrence, Cyrus.....1979, 1980, 1981, 1982  
 Lawrence, Paul.....1973  
 Lawson, Bob.....1939, 1940, 1941  
 Lawson, Chip.....1973  
 Lawson, Frank.....1942  
 Lawson, Leland.....1957  
 Layne, Aaron.....1996  
 Leal, Mark.....2011, 2012, 2013  
 Ledbetter, Joe.....1985, 1987  
 Lee, Ashley.....1980, 1983, 1984  
 Leeson, Billy.....1982, 1983, 1984  
 Leeson, Nick.....2003, 2005, 2006  
 Lehr, Matt.....1998, 1999, 2000  
 Leland, Harry.....1963  
 Lemmert, Bruce.....1972, 1973  
 Leonard, Carl.....1946, 1947, 1948  
 Lewis, Ed.....1977, 1978



# VARSITY LETTERMAN



**Ken Oxendine**

Locke, Jim ..... 1954, 1955  
 Longerbeam, Dickie ..... 1965, 1967, 1968  
 LoPresti, Mike ..... 1988  
 Loria, Frank ..... 1965, 1966, 1967  
 Lowe, Zac ..... 2006  
 Lowery, Curt ..... 1973, 1974, 1975, 1976  
 Lucas, Sean ..... 1986, 1988, 1989  
 Luckett, Zach ..... 2007, 2009, 2010  
 Luczak, Ki ..... 1949, 1950, 1951  
 Ludd, Danny ..... 1973  
 Ludlow, John ..... 1979, 1980, 1981, 1982  
 Ludwig, Mitchell ..... 2013, 2014, 2016  
 Lugar, Jimmy ..... 1956, 1957  
 Luongo, Len ..... 1967, 1968  
 Luraschi, Ron. 1977, 1978, 1979, 1980, 1981  
 Luttrell, Bob ..... 1951, 1952, 1953, 1954  
 Lydon, Carson ..... 2015

**M**

Maccaroni, Warren ..... 1960, 1961  
 Maddy, Luther ..... 2011, 2012, 2013, 2015  
 Maguigan, Steve ..... 1970, 1971, 1972  
 Majcher, Stanley ..... 1945  
 Maksanty, Dick ..... 1971  
 Malleck, Ryan ..... 2011, 2012, 2014, 2015  
 Malone, Chris ..... 1992, 1993, 1994, 1995  
 Malone, Michael ..... 2003, 2004  
 Mangum, Bob ..... 1957  
 Mangus, Chris ..... 2013  
 Mann, Tim ..... 1984  
 Manning, Brandon ..... 2001, 2002, 2003, 2004  
 Manning, Donaldven ..... 2012  
 Marchant, Joe ..... 1998, 2000  
 Markogiannakis, Alex ..... 2002  
 Marshall, Corey ..... 2011, 2012, 2014, 2015  
 Marshman, Nick ..... 2005, 2006, 2007, 2008  
 Marsingill, Luke ..... 1974  
 Martin, Bobby ..... 1986, 1987, 1988, 1989  
 Martin, Cam ..... 2006, 2007, 2008, 2009  
 Martin, Charlie ..... 1972, 1973, 1974  
 Martin, Eric ..... 2010, 2011, 2012  
 Martin, Jimmy ..... 2002, 2003, 2004, 2005  
 Martin, Kevin ..... 1992, 1993, 1994  
 Martin, Orion ..... 2005, 2006, 2007, 2008  
 Marvel, David ..... 1980, 1981, 1982, 1983  
 Marvin, Tommy ..... 1962, 1963  
 Maskas, John ..... 1941, 1942, 1946  
 Massie, Ray ..... 1960, 1961  
 Mast, Howard ..... 1937  
 Matheny, Chris ..... 1987, 1989  
 Matijevich, Rich ..... 1969, 1970, 1971  
 Maxwell, John ..... 1967, 1968  
 Mays, Eugene ..... 1992  
 Mazzetta, Jared ..... 2001, 2002, 2003, 2004  
 McCadam, Kevin ..... 2000, 2001  
 McCall, Brian ..... 1986, 1987, 1988, 1989  
 McCann, Randy ..... 1971, 1972, 1973  
 McCarter, Keith ..... 1973, 1974, 1975, 1976  
 McClagherty, C.A. ..... 1941, 1942  
 McCleave, Deshawn ..... 2017  
 McClung, Marcus ..... 1990, 1991, 1992, 1993  
 McClure, Roger ..... 1940, 1941, 1942  
 McCoy, Bob ..... 1956

McCoy, Lynn ..... 1973, 1974  
 McCraw, Cordell ..... 1947  
 McCray, Zack ..... 2011, 2012, 2013  
 McDaniel, Bruce ..... 1973, 1974, 1975  
 McDonald, Carl ..... 1977, 1978, 1979, 1980  
 McDougald, Doug ..... 1976, 1977, 1978, 1979  
 McGinley, Ray ..... 1973  
 McGinnis, Bill ..... 1960  
 McGlothlin, Dave ..... 1976  
 McGrath, Danny ..... 2005, 2006  
 McGreevy, Dylan ..... 2008  
 McGuigan, Ron ..... 1964, 1965, 1966  
 McIntire, J.A. ..... 1932, 1933  
 McKee, Tony ..... 1979, 1980, 1981, 1982  
 McKenzie, Shai ..... 2014  
 McKinnon, Dahman ..... 2013, 2014  
 McLaughlin, Jonathan. 2013, 2014, 2015, 2016  
 McMahon, Damien. 1991, 1992, 1993, 1994  
 McMillian, Travon ..... 2015, 2016, 2017  
 McMillin, Bart ..... 2007  
 Mead, Matt ..... 1977, 1978, 1979  
 Meade, Todd ..... 1989, 1990, 1991  
 Meehan, Kevin ..... 1969, 1970, 1971  
 Mehr, Tom ..... 1981, 1983, 1984, 1985  
 Mengulas, Gus ..... 1942, 1946, 1947  
 Meriwether, Otey (Jr.) ..... 1947, 1948, 1949  
 Messamore, Claude ..... 1965  
 Methfessel, Bucky. 1977, 1978, 1979, 1980  
 Meyer, Charley ..... 2013, 2014, 2015  
 Meyer, Dave ..... 1998, 1999, 2000  
 Mickel, Marcus ..... 1988, 1989, 1990, 1991  
 Midget, Anthony ..... 1996, 1997, 1998, 1999  
 Mihalas, Nick ..... 1956, 1957, 1958  
 Mihota, Vinny ..... 2015, 2016, 2017  
 Mikulski, Tim ..... 1968, 1969, 1970  
 Mikus, Tom ..... 1973  
 Miles, Shaine ..... 1993, 1994, 1995, 1996  
 Miley, Rick ..... 1979, 1980, 1981, 1982  
 Miller, Al ..... 1937, 1938  
 Miller, Andrew ..... 2010, 2011, 2012, 2013  
 Miller, Andy ..... 1991, 1992, 1993, 1994  
 Miller, Barry ..... 1974, 1975, 1976, 1977  
 Miller, James ..... 2001, 2002, 2003, 2004  
 Miller, Milt ..... 1966, 1967  
 Mills, Ray ..... 1932, 1933  
 Minichan, John ..... 1960  
 Minor, Roland ..... 2004, 2005, 2006  
 Mitchem, Steve ..... 1985, 1986, 1987, 1988  
 Mitchech, Gary ..... 1952  
 Mollerup, Jon ..... 2001, 2002  
 Mollo, Richard ..... 1964, 1966, 1967  
 Monroe, Derris ..... 1998, 1999, 2001  
 Montgomery, Isaac ..... 2003  
 Montgomery, Will ..... 2003, 2004, 2005  
 Moody, John ..... 1952, 1953, 1956, 1957  
 Moon, Russ ..... 1956, 1957  
 Moon, Wayne ..... 1975  
 Mooney, Dan ..... 1965, 1966, 1967  
 Moore, Corey ..... 1997, 1998, 1999  
 Morgan, Charlie ..... 1932, 1933  
 Morgan, Davon ..... 2007, 2008, 2009, 2010  
 Morgan, Josh ..... 2004, 2005, 2006, 2007  
 Morgan, Tim ..... 1989  
 Moronta, Horacio ..... 1985, 1986, 1988  
 Morrell, Matt ..... 1993, 1994  
 Morrison, Tony ..... 1994, 1995, 1996  
 Moss, Andrew ..... 1990  
 Moss, Bill ..... 1992  
 Moss, Jamieon ..... 2014, 2015  
 Moss, Joe ..... 1958, 1959, 1961  
 Motley, Brenden ..... 2014, 2015, 2016  
 Motuapuaka, Andrew. 2014, 2015, 2016, 2017  
 Moyer, Keith ..... 1994  
 Mullinax, Greg ..... 1973, 1974, 1975  
 Mullins, Bubba ..... 1980, 1981  
 Muncey, Mark ..... 2008, 2009  
 Murphy, Henri ..... 2017  
 Murphy, Jason ..... 2002, 2004, 2005  
 Murphy, John ..... 1932, 1933  
 Murray, R.P. ..... 1935, 1936, 1937

Mutter, Wayne ..... 1978, 1979, 1980, 1981  
 Myer, Justin ..... 2008, 2009, 2010, 2011  
 Myers, Billy ..... 1984, 1985, 1986, 1987  
 Myers, Greg ..... 1998, 1999

**N**

Nash, Joe ..... 1992  
 Neal, Jay ..... 1974, 1975  
 Neal, Lewis ..... 1976, 1977  
 Neel, Eddie ..... 1985, 1986, 1987  
 Neel, Roger ..... 1948, 1949, 1950  
 Negri, Red ..... 1932, 1933  
 Nelson, Anthony ..... 2001  
 Nelson, Clarence ..... 1982, 1983, 1984  
 Nelson, Jomo ..... 1995, 1996  
 Nelson, Paul ..... 1983, 1984, 1985, 1986  
 Neve, Kyle ..... 1982  
 Newsome, Deon ..... 2014, 2017  
 Newsome, Myron ..... 1995, 1996  
 Nicolas, Dadi ..... 2012, 2013, 2014, 2015  
 Nihipali, Daniel ..... 1999  
 Nijman, Yosuah ..... 2015, 2016, 2017  
 Noel, Grant ..... 2001, 2002  
 Norment, James ..... 1942  
 Nosal, Greg ..... 2009, 2010, 2011  
 Novell, Charles ..... 1977, 1978  
 Nutter, Buzz ..... 1950, 1951, 1952  
 Nuttycombe, Chuck ..... 1975, 1976

**O**

O'Brien, Tommy ..... 1958  
 O'Neale, M.L. ..... 1936  
 Oakes, Don ..... 1958, 1959, 1960  
 Ochs, Norman ..... 1933, 1934  
 Odum, Quillie ..... 2008  
 Oglesby, Josh ..... 2008, 2009, 2010, 2011  
 Oliver, Frank ..... 1938  
 Olson, Hilmer ..... 1956  
 Onderko, Joe ..... 1951  
 Onhaizer, Jerry ..... 1977  
 Ore, Branden ..... 2005, 2006, 2007  
 Orr, Ross ..... 1945, 1946, 1947, 1948  
 Osborne, Danny ..... 1993, 1994  
 Osterloh, Parker ..... 2015, 2016, 2017  
 Otey, Eddie ..... 1980, 1981  
 Ottaway, Jim ..... 1934  
 Owens, Bobby ..... 1964, 1965  
 Owens, Luke ..... 1999, 2000, 2001, 2002  
 Oxendine, Ken ..... 1994, 1995, 1996, 1997

**P**

Pace, Brandon ..... 2003, 2004, 2005, 2006  
 Pack, Anthony ..... 1988, 1989, 1990, 1991  
 Page, Darrell ..... 1962, 1963, 1964  
 Page, Taron ..... 1988  
 Paige, Tony ..... 1980, 1981, 1982, 1983  
 Paine, Jim ..... 1959, 1960  
 Painter, Vinston ..... 2011, 2012  
 Palmer, Benny ..... 1932  
 Pannell, Jerome ..... 1977, 1978, 1979, 1980  
 Parham, Terrell ..... 1999, 2001, 2002  
 Parker, Carlis ..... 2013  
 Parker, D.J. ..... 2004, 2005, 2006, 2007  
 Parker, Marcus ..... 1994, 1995, 1996, 1997  
 Parker, Nate ..... 1978, 1979  
 Parker, Prince ..... 2010  
 Parker, Robert ..... 2004, 2005  
 Parks, Tom ..... 1968, 1969  
 Pasi, Steve ..... 1973  
 Patten, Jake ..... 2006  
 Patterson, Danny ..... 1973  
 Patterson, James ..... 1982, 1983  
 Patterson, Phil ..... 2017  
 Patterson, Stuart ..... 1974, 1975, 1976  
 Pavlik, Skip ..... 1988, 1989  
 Payne, Greg ..... 1974, 1976  
 Peak, Bob ..... 1961, 1962  
 Pearce, Horace (Jr.) ..... 1942, 1946, 1947  
 Peaslee, Robert ..... 2000, 2001, 2002, 2003  
 Peduzzi, Chris ..... 1992, 1993, 1994

Peery, Larry ..... 1987, 1988  
 Pegues, Lamont ..... 1997, 1998  
 Pendleton, Rusty ..... 1989, 1990, 1991, 1992  
 Penn, Jesse ..... 1982, 1983, 1984  
 Peoples, Steven ..... 2015, 2016, 2017  
 Perdue, Chuck ..... 1972, 1973, 1974, 1975  
 Perez, Devin ..... 2007, 2008  
 Perez-Means, Duan ..... 2011, 2012  
 Perry, Buddy ..... 1959, 1960, 1961  
 Perry, Joe ..... 1986  
 Petrovich, Jim ..... 1992, 1993  
 Pettit, Colt ..... 2016, 2017  
 Petty, Doug ..... 1951  
 Petty, Tom ..... 1951, 1952, 1953, 1954  
 Pfaff, Braxton ..... 2016, 2017  
 Philbrick, Steve ..... 1973, 1974, 1975  
 Phillips, Cam ..... 2014, 2015, 2016, 2017  
 Phillips, Joey ..... 2010, 2011, 2012  
 Phillips, Pedro ..... 1979, 1980, 1981, 1982  
 Philpot, Larry ..... 1962, 1963  
 Pickle, Dustin ..... 2006, 2007, 2008  
 Pierce, Frank ..... 1936, 1937, 1938  
 Pigninelli, Jim ..... 1968, 1969, 1970  
 Piland, O.G. ..... 1934, 1935, 1936  
 Piland, Rick ..... 1966, 1967, 1968  
 Pile, Willie ..... 2000, 2001, 2002  
 Piniella, Derek ..... 1998, 1999  
 Pitts, Dave ..... 1938, 1939  
 Plank, Stuart ..... 1983, 1985  
 Plantin, D'Andre ..... 2017  
 Poindexter, Mark ..... 1990, 1991, 1992  
 Polascik, John ..... 1983  
 Polito, Jim ..... 1970, 1971, 1972  
 Popp, Rick ..... 1973  
 Porch, Dorian ..... 2006, 2007, 2008, 2009  
 Porterfield, Bill ..... 1932, 1933  
 Powell, Carlton ..... 2004, 2005, 2006, 2007  
 Powers, Sonny ..... 1938  
 Prater, Jack ..... 1951, 1954, 1955  
 Preas, George ..... 1951, 1952, 1953, 1954  
 Preston, Jerome ..... 1989, 1990, 1991, 1992  
 Preston, P.J. ..... 1990, 1991, 1992  
 Price, Cory ..... 2006  
 Price, J.C. ..... 1992, 1993, 1994, 1995  
 Price, Warren ..... 1960, 1961  
 Prince, Courtney ..... 2011  
 Prioleau, Pierson ..... 1995, 1996, 1997, 1998  
 Provitt, Deon ..... 2000, 2001  
 Pruett, Art ..... 1959, 1960, 1961  
 Pryor, John ..... 1983  
 Pugh, Alger ..... 1957, 1958, 1959  
 Pugh, David ..... 1998, 1999, 2000, 2001  
 Purdham, Rob ..... 1979, 1980, 1981  
 Pyne, Jim ..... 1990, 1991, 1992, 1993

**Q**

Quillen, Jovonn ..... 2016, 2017  
 Quinn, Jimmy ..... 1969, 1970, 1971

**R**

Raible, John ..... 1964, 1965, 1966  
 Rand, Erving ..... 1947  
 Randall, Bryan ..... 2001, 2002, 2003, 2004  
 Randall, Jim ..... 1952, 1953, 1957  
 Ransome, Frank ..... 1946  
 Rapone, Nick ..... 1974, 1977, 1978  
 Rash, Wayne ..... 1965  
 Ratcliffe, Barney ..... 1972  
 Ratliff, Jay ..... 1945, 1948, 1949, 1950  
 Raugh, Ronnie ..... 1950  
 Razzano, Rick ..... 1974, 1975, 1976, 1977  
 Reaves, Brian ..... 1990, 1991, 1992  
 Reavis, C.J. ..... 2014  
 Reba, Jim ..... 1966  
 Redding, Josh ..... 1997, 1998, 1999, 2000  
 Redman, Darius ..... 2013  
 Reed, Channing ..... 2000, 2001  
 Reel, Donnie ..... 1971, 1972  
 Reeves, Christian ..... 2012  
 Rehme, John ..... 1989, 1990, 1991

Reid, Mike.....	2007
Reidy, Matt.....	2007, 2008, 2009
Remley, Brian.....	1997
Render, Sergio.....	2006, 2007, 2008, 2009
Renner, Bill.....	1979, 1980, 1981, 1982
Reynolds, L.S.....	1934, 1935
Reynolds, Mook.....	2015, 2016, 2017
Reynolds, Tom.....	1971, 1972, 1973
Rhodes, Leon.....	1981, 1982, 1983
Rice, Scott.....	1986, 1987, 1988, 1990
Richards, Jimmy.....	1965, 1966, 1967
Richards, Tom.....	1952, 1954, 1955
Richardson, Myron...	1986, 1987, 1988, 1989
Rider, Scott.....	1983, 1984, 1985
Riley, Donovan.....	2012, 2013, 2014, 2015
Ringer, Dick.....	1958
Ripley, Paul.....	1967, 1968
Ritz, John.....	1981, 1982, 1983
Rivers, Barquell.....	2008, 2009, 2011
Rivers, Dylan.....	2017
Rivers, John.....	1990, 1991, 1992
Roane, Morgan.....	1983, 1984, 1985, 1986
Roberts, Dyrell.....	2008, 2009, 2010, 2012
Roberts, George.....	1976, 1977
Roberts, Jeff.....	1986, 1987, 1988
Roberts, Steve.....	1993
Robertson, Kory.....	2005, 2006, 2007
Robinette, Roy.....	1950
Robinson, James.....	1980, 1981, 1982, 1983
Robinson, Vegas.....	2001, 2002, 2003
Robison, Arthur.....	1935, 1936, 1937
Robison, Carl.....	1933
Rodgers, Burt Mack.....	1962, 1963
Rodgers, Tyree.....	2017
Rogers, Mickey.....	1977, 1978, 1979
Rogers, Phil.....	1973, 1974, 1975
Rogers, Sam.....	2013, 2014, 2015, 2016
Romagnoli, Mike.....	1977, 1978
Romero, Tony.....	1986, 1987
Rosenbaum, Dick.....	1950
Roth, Matt.....	2012
Rouse, Aaron.....	2003, 2004, 2005, 2006
Roy, Mike.....	1976
Royal, Eddie.....	2004, 2005, 2006, 2007
Rucker, John.....	1941, 1942
Rudzinski, Don.....	1974
Ruff, Bob.....	2003, 2004
Ruffing, Sean.....	1997
Runyan, Bruce.....	1969, 1970, 1971
Russell, Damien.....	1988, 1989, 1990, 1991
Russell, J.D.....	1934, 1935
Russo, Vince.....	1969, 1970, 1971

**S**


Samuel, Reggie.....	1998
Sanchez, Eros.....	1989
Sanders, Steve.....	1991, 1992, 1993
Sandidge, Tim.....	2002, 2003, 2004, 2005
Sansone, Joe.....	1977, 1978
Satterwhite, Jim.....	1999
Saunders, Brian.....	2010
Saunders, Mike.....	1964, 1965
Savage, Ellis.....	1976, 1977, 1978
Savoy, Sean.....	2017
Scaggs, Steve.....	1980, 1981, 1982
Scales, Martin.....	2010, 2011, 2012
Scales, Ricky.....	1972, 1973, 1974
Scales, Shawn.....	1994, 1995, 1996, 1997
Scharnus, Jerry.....	1971, 1972, 1973
Scharnus, Mike.....	1978, 1979, 1980, 1981
Schmidt, Ben.....	1956, 1957
Schmidt, Larry.....	1975, 1976
Schmitt, Nic.....	2005, 2006
Schnecker, Tim.....	1998, 1999
Schneider, John.....	1970, 1971, 1972
Schnurr, Rodney.....	1972, 1973
Schoenadel, Chuck.....	1972
Schrews, Bill.....	1974
Schwabe, Gil.....	1969, 1970
Schweickert, Bob.....	1962, 1963, 1964
Scott, Dennis.....	1976, 1977, 1978
Scott, John.....	1979, 1980, 1981, 1982
Scott, Mark.....	1990
Scott, Steve.....	1975, 1976, 1977
Scruggs, Bobby.....	1952, 1953, 1954, 1955

Seal, Bobby.....	1952
Seaman, Al.....	1932
Sebeck, Ron.....	1970
Sedwick, Rod.....	1971, 1972, 1973
Segaar, Chris.....	1996
Selmon, Tim.....	2001
Semones, Brandon...	1993, 1994, 1995, 1996
Semones, Dennis.....	1966
Settle, Tim.....	2016, 2017
Shaffer, Sam.....	1957, 1958, 1959
Sharpe, J.....	1941
Shaw, Mike.....	1980, 1981, 1982, 1983
Shawhan, D.G.....	1939
Sheehan, Jerry.....	1976, 1977, 1978
Sheehy, John.....	1964, 1965
Shegog, Anthony ...	2014, 2015, 2016, 2017
Shields, Jon.....	1993, 1994
Shipley, John.....	1964, 1965
Shirley, Tom.....	1972, 1973
Shockey, Carol.....	1935, 1936, 1937
Shockley, Greg.....	1999
Short, Keith.....	1997, 1998, 1999
Shorter, Chuck.....	1972
Shreve, Chris.....	2002, 2003
Shuman, Mark.....	2013
Shuman, Ryan.....	2006, 2007, 2008
Simcsak, Jack.....	1968, 1969, 1970
Simmons, Roger.....	1953, 1954, 1955
Simpson, Donnie.....	1980, 1981
Singleton, Rick.....	1985, 1986
Singleton, Ron.....	1985, 1986
Sink, Donald.....	1954
Sizemore, Aster.....	1960, 1961, 1962
Skinner, Bill.....	1968
Slaughter, Bobby.....	1967, 1968, 1969
Slovakowski, Bob...	1998, 1999, 2000, 2001
Slye, Joey.....	2014, 2015, 2016, 2017
Smigelsky, Dave.....	1978, 1979, 1980
Smiling, E.L.....	2013
Smith, Alonzo.....	1982, 1983
Smith, Alston.....	2013, 2015
Smith, Andre.....	2007, 2008, 2009, 2010
Smith, Bobby.....	1941, 1946, 1947
Smith, Bruce.....	1981, 1982, 1983, 1984
Smith, Derek.....	1996, 1997, 1998
Smith, Eric.....	1992
Smith, G.L.....	1947
Smith, Gary.....	1975, 1976, 1977, 1978
Smith, Gary.....	1978, 1979, 1980, 1981
Smith, George.....	1932, 1933, 1934
Smith, Henry.....	1978
Smith, J.F.....	1940
Smith, J.O.....	1940
Smith, Jamel.....	1996, 1997, 1998, 1999
Smith, Jim.....	1980, 1981, 1982
Smith, Jimmy.....	1982
Smith, Lamar.....	1987, 1988, 1989, 1990
Smith, Larry.....	1969, 1970, 1971
Smith, Lenny.....	1968, 1969, 1970
Smith, Mike.....	1992, 1993
Smith, Okesa.....	1993, 1995
Smith, Pete.....	1947
Smith, Ryan.....	1997, 1998
Smith, Terry.....	1990
Smith, Tory.....	1977, 1978
Smith, Tyrell.....	2016, 2017
Smoot, Terry.....	1967, 1968, 1969
Snead, Dickie.....	1957, 1958, 1959
Snell, Donald Wayne.....	1984, 1985, 1986
Snell, Eddie.....	1976, 1977
Snell, Sidney.....	1977, 1978, 1979, 1980
Sodaro, George.....	1934, 1935, 1936
Soncini, Dale.....	1972
Sorensen, Nick.....	1997, 1998, 1999, 2000
Spain, Dennis.....	1990, 1991
Speck, Charlie.....	1959, 1960, 1961
Spence, Josh.....	2002
Spinner, Baron.....	1994
Sprenkle, John.....	1970, 1971, 1972
Sprouse, Donnie.....	1971, 1972
Spruill, Hank.....	1934
Squires, Warren.....	1949
St. Germain, Joe.....	2012, 2013
Stafford, Tommy.....	1964, 1965, 1966
Staley, E.G.....	1945

Stanford, Joshua.....	2013, 2014
Stanton, Rob.....	2010
Stark, William.....	1950
Steadley, Chris.....	1997
Steadman, Mark.....	1976, 1977
Stephens, Chuck.....	1958, 1959
Stevens, Pete.....	1951
Stevens, Tewon.....	1992, 1994
Stewart, Ramon.....	1983, 1984
Stewart, Terry.....	1971, 1972
Still, Bryan.....	1992, 1993, 1994, 1995
Stinnette, Wayne.....	1970, 1971
Stith, Shyrone.....	1996, 1999
Stokes, Don.....	1986, 1987, 1988, 1989
Stollings, Mike.....	1975, 1976
Stonesifer, Wayne.....	1967, 1969
Storz, Bobby.....	1950
Strager, Duke.....	1968, 1969, 1970
Streiff, F.A.....	1939
Striffler, Pete.....	1973
Strock, Dave.....	1970, 1971, 1972
Strock, Don.....	1970, 1971, 1972
Strock, Terry.....	1959, 1960, 1961
Stroman, Greg.....	2014, 2015, 2016, 2017
Stuart, Lewis.....	1977, 1978, 1979, 1980
Stuewe, Michael.....	1995, 1996, 1997
Stultz, C.W.....	1949
Stump, Bob.....	1933
Stup, Steve.....	1984
Sturdivant, Michael.....	1990, 1991
Sturdivant, Purnell..	2005, 2006, 2007, 2008
Suggs, Lee.....	1999, 2000, 2002
Sullivan, Sean.....	1997
Summers, Phillip....	1997, 1998, 1999, 2000
Sustek, Mike.....	1983, 1984
Swarm, Billy.....	1991, 1992
Swarm, Joe.....	1992, 1993
Swink, Hunter.....	1952, 1953
Swords, Tommy.....	1968
Sykes, Jacob.....	2008, 2010

**T**

Talbot, Allen.....	1982, 1983, 1984, 1985
Taliaferro, Curtis.....	1985, 1986
Tan, Edmund.....	1996
Tapp, Darryl.....	2002, 2003, 2004, 2005
Taricani, Tom.....	1984, 1985
Tate, Ben.....	1941
Tate, Bill.....	1939, 1940, 1941
Tate, Steve.....	1995, 1996, 1997
Taylor, Alfred.....	1942
Taylor, Ben.....	1998, 1999, 2000, 2001
Taylor, Bob.....	1946, 1947, 1948
Taylor, Bruce.....	2010, 2011, 2012
Taylor, Colton.....	2015, 2016, 2017
Taylor, Demetrius....	2007, 2008, 2009
Taylor, Dirk.....	2001
Taylor, Frank.....	1948, 1949
Taylor, G.E.....	1940
Taylor, Tyrod.....	2007, 2008, 2009, 2010
Teller, Wyatt.....	2014, 2015, 2016, 2017
Tennessee, Andre.....	1972, 1973, 1974
Tennis, Ed.....	1970, 1971
Testerman, Don.....	1972
Thacker, Don.....	1965, 1966, 1967
Thacker, Doug.....	1973, 1974, 1975
Thibodeau, Anthony.....	2000
Thomas, Allan.....	1982, 1984, 1985
Thomas, Bob.....	1981, 1982, 1983, 1984
Thomas, Dave.....	1932, 1933, 1934
Thomas, Dave.....	1946, 1947, 1948
Thomas, Dwayne....	1992, 1993, 1994, 1995
Thomas, Herb.....	1938, 1939, 1940
Thomas, Jeremiah..	1979, 1980, 1981, 1982
Thomas, John I.....	1995
Thomas, John M.....	1995
Thomas, Kent.....	1982, 1983, 1984, 1985
Thomas, Logan.....	2010, 2011, 2012, 2013
Thomas, Mickey.....	1989, 1990
Thomas, Mike.....	1973
Thompson, Cardarrow..	2006, 2007, 2008, 2009
Thompson, Jeff.....	2001
Throckmorton, Grant.....	2007
Tiberio, Perry.....	1968, 1969, 1970
Tilling, Billy.....	1955, 1957



**Don Strock**

Tilson, Sumner.....	1945
Toal, Greg.....	1974
Todd, Andy.....	1940
Tolley, Rick.....	1960
Tomblin, Leon.....	1959, 1960, 1961
Tommelleo, Andy.....	1979
Trask, Steve.....	1976, 1977
Traynham, Pete.....	1940
Treadwell, Randy.....	1968
Trice, Tom.....	1972
Trimble, Josh.....	2012, 2013, 2014
Trimble, W.H.....	1939
Trott, Jordan.....	2002, 2003, 2005
Tucker, Dwight.....	2010, 2011
Tucker, Joe.....	1967, 1968, 1969
Tuggle, John.....	1982, 1983
Turner, Joe.....	1984, 1985, 1986
Turner, Tom.....	1973, 1974
Tuttle, Matt.....	2009
Tweedy, Alonzo.....	2009, 2010, 2011, 2012
Tyler, Jack.....	2010, 2011, 2012, 2013

**U**

Udinski, Mark.....	1979, 1980, 1981, 1982
Uglow, Dave.....	1980
Unger, Phil.....	1954, 1955
Unterzuber, R.T.....	1940
Urquhart, Cornell.....	1982, 1983, 1984
Utin, Jon.....	1965, 1966, 1967
Utz, Kit.....	1971, 1972
Utz, Sonny.....	1962, 1963, 1964

**V**


Valentine, Craig.....	1971, 1972
Vali, Viktor.....	1988, 1989
Van Schoick, Craig..	1977, 1978, 1979, 1980
Vandyke, Ronny.....	2012, 2014, 2015
Varney, Rodney.....	1986, 1987
Vaughan, Rob.....	1987, 1988, 1989, 1990
Vaughn, Chad.....	1995
Vaught, Don.....	1958, 1959, 1960
Vecellio, Leo.....	1935, 1936, 1937
Verniel, Marc.....	1989, 1990, 1991, 1992
Vey, Randy.....	1973, 1974
Via, Michael.....	2009, 2011, 2012
Vick, Dwight.....	1996, 1997, 1998
Vick, Marcus.....	2003, 2005
Vick, Michael.....	1999, 2000
Vincent, A.F.....	1942
Virgil, Stephan.....	2006, 2007, 2008, 2009
Vishneski, Bernie.....	1958, 1959, 1960
Vorhies, Bob.....	1977

**W**

Wachter, Bob.....	1949, 1950
Wade, Cary.....	2002, 2004, 2005, 2006
Wade, Don.....	1981, 1982, 1983, 1984
Wade, Tim.....	1994, 1995, 1996
Waldron, Matt.....	2009
Waldron, Roe.....	1977, 1978, 1979, 1980
Walker, Leonard.....	1975, 1976, 1977, 1978
Walker, Ricky.....	2014, 2016, 2017
Walker, Tommy.....	1962, 1963



# VARSITY LETTERMAN



**Mike Widger**

- Wallace, Bill..... 1973, 1974
- Waller, Quinton..... 1995
- Walton, D.J. .... 2002
- Walton, Harry .....1946, 1947, 1948
- Wang, David..... 2011, 2012, 2013, 2014
- Wang, Ed..... 2006, 2007, 2008, 2009
- Ward, Ross..... 2014
- Ward, Wayne ..... 1998, 1999, 2000, 2001
- Wardach, Jeff..... 2010
- Warley, Carter..... 2000, 2001, 2002, 2003
- Warner, P.A. .... 1941, 1942
- Warren, Beau..... 2007, 2008, 2009, 2010
- Warren, Blake ..... 2002, 2003, 2004, 2005
- Warren, Brett ..... 2004, 2005, 2007, 2008
- Warriner, George..... 1938, 1939, 1940
- Washington, T.J..... 1994, 1995, 1996
- Washington, Todd..... 1995, 1996, 1997
- Watkins, Johnny..... 1958, 1960
- Watkins, Paul ..... 1978, 1979
- Watson, Bob..... 1981, 1982, 1983
- Watson, Chuck..... 1985, 1986, 1987
- Watts, Bryce ..... 2017
- Watts, Glenn..... 1987, 1988, 1990
- Wauters, Scott..... 1982
- Weatherford, Carlton..... 2006, 2007
- Webb, Bobby..... 1946, 1948, 1949
- Webb, Mark..... 1983, 1984, 1985, 1986
- Webb, Tom..... 1976, 1977, 1978, 1979
- Webster, Frank ..... 1956
- Weihe, Buddy..... 1961, 1962, 1963
- Weiss, Tyler..... 2011
- Welch, Brian..... 1998, 2000, 2001
- Wellman, B.J..... 1945
- Welsh, Don..... 1951, 1952, 1953
- Welsh, Matt..... 2007
- Wheatley, Todd..... 1995
- Wheel, Danny ..... 1995, 1996, 1997
- Wheeler, E.H..... 1940, 1941
- Wheeler, Sam..... 2006, 2007, 2009
- Whipple, Cody..... 1996
- Whitaker, Ike ..... 2006
- Whitaker, Ronyell ... 1999, 2000, 2001, 2002
- White, Chad..... 1950, 1951, 1952
- White, Cornelius ... 1993, 1994, 1995, 1996
- White, Lawrence..... 1984, 1985, 1986
- White, Ranall..... 1992, 1993, 1994
- White, Richard..... 1977
- Whiteman, Donald..... 1949
- Whitesell, Jay ..... 1957, 1958
- Whitley, Eddie..... 2008, 2009, 2010, 2011
- Whitley, Ken ..... 1963, 1964, 1966
- Whitten, Jimmy ..... 1987, 1988, 1989, 1990
- Whittier, Allen ..... 1958, 1959, 1960
- Widger, Mike..... 1967, 1968, 1969
- Wilds, Garnell..... 2000, 2001, 2002, 2003
- Wiley, Al ..... 1986, 1987
- Wiley, Carter ..... 1984, 1985, 1986, 1987

- Wilford, Ernest..... 2000, 2001, 2002, 2003
- Wilkins, Willie ..... 1993
- Wilkinson, Dan..... 2000, 2001
- Willenbrock, Jack..... 2013, 2015
- Williams, Brian..... 1989, 1991
- Williams, Chase ..... 2011, 2012, 2013, 2014
- Williams, Curtis ..... 2016
- Williams, Jack..... 1951, 1952, 1953
- Williams, Jimmy ..... 2002, 2003, 2004, 2005
- Williams, Jimmy E..... 2002
- Williams, Lorenzo..... 2008
- Williams, Marshawn..... 2014, 2016
- Williams, Maurice... 1983, 1984, 1985, 1986
- Williams, Michael..... 1993, 1994
- Williams, Nathaniel... 1996, 1997, 1998, 1999
- Williams, Nigel..... 2013, 2014, 2015, 2016
- Williams, Orlando..... 1984
- Williams, Rafael..... 1992, 1995
- Williams, Rich..... 1987, 1988
- Williams, Ryan..... 2009, 2010
- Williams, Ryan J..... 1991, 1992, 1993, 1994
- Willis, Keith..... 2000, 2001, 2002, 2003
- Willson, Louis..... 1939

- Wilson, David..... 2009, 2010, 2011
- Wilson, Elmer..... 1941, 1942, 1946
- Wilson, Jason..... 1988, 1989, 1990
- Wilson, Joe ..... 2001
- Wilson, Tyrel..... 2010, 2011, 2012, 2013
- Wiltshire, Jack..... 1991, 1992
- Wimmer, David..... 1989, 1990, 1991, 1992
- Wincek, Matt..... 1998, 1999, 2000, 2001
- Windmuller, Denny..... 1977, 1978
- Winfree, Joe..... 1973
- Wingo, Sterling..... 1947, 1948, 1949, 1950
- Wirt, Steve..... 1977, 1978, 1979, 1980
- Witten, Shawn..... 1999, 2000, 2001, 2002
- Wolfe, Benny..... 1998, 1999, 2000
- Wolfe, Ernie..... 1953, 1954
- Wolfenden, Bobby..... 1954, 1955, 1956
- Wood, N.S..... 1938
- Woody, Sands..... 1964, 1965, 1966
- Woolwine, Jimmy..... 1940
- Wooten, Rodd..... 1989, 1990, 1991
- Worlds, Jason..... 2007, 2008, 2009
- Worthington, George..... 1936, 1937, 1938
- Wrenn, Pete..... 1966, 1967

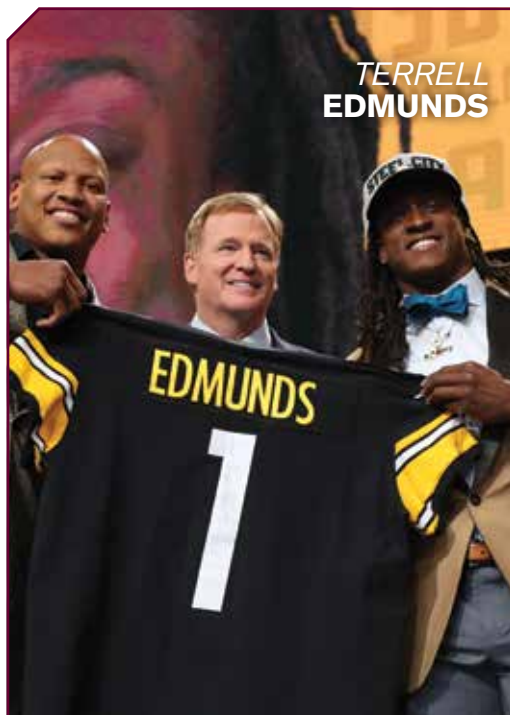
- Wright, Howie..... 1952, 1953, 1954
- Wright, Jerome ..... 2013
- Wright, Trevor ..... 1983, 1984
- Wynn, Browning..... 1998, 1999, 2000, 2001

**Y**

- Yarborough, Frank..... 1949
- Yarborough, William.. 1992, 1993, 1994, 1995
- Yeager, George..... 1981, 1982, 1983
- Young, Cam..... 1988, 1989
- Young, Lawrence..... 1978, 1979, 1980
- Young, Trent ..... 2015
- Younger, Kenny..... 2007, 2009, 2010

**Z**

- Zban, Tom..... 1991
- Zekert, Gerry ..... 1945, 1946, 1947
- Zender, Paul..... 1946
- Zeno, Mike..... 1958, 1959, 1960
- Zollicoffer, Ron ..... 1977, 1978
- Zouzalik, Mike..... 1977, 1978, 1979
- Zwinak, B.J..... 1980, 1981, 1982, 1983
- Zydiak, Bill..... 1939, 1940, 1941



**TERRELL EDMUNDS**



**TREMAINE EDMUNDS**

**ALL-TIME FIRST-ROUND PICKS**

Year	Player	Team	Overall
1960	WR Carroll Dale	Oakland (AFL)	--
1984	LB Mike Johnson	Cleveland (Supplemental)	--
1985	DE Bruce Smith	Buffalo	1
1992	T Eugene Chung	New England	13
1997	QB Jim Druckenmiller	San Francisco	26
2001	QB Michael Vick	Atlanta	1
2004	CB DeAngelo Hall	Atlanta	8
2004	RB Kevin Jones	Detroit	30
2008	T Duane Brown	Houston	26
2012	RB David Wilson	N.Y. Giants	32
2014	CB Kyle Fuller	Chicago	14
2018	LB Tremaine Edmunds	Buffalo	16
2018	S Terrell Edmunds	Pittsburgh	28

# Hokies All-Americans

## VIRGINIA TECH'S UNANIMOUS ALL-AMERICA SELECTIONS



### JIM PYNE C • 1993

In 1993, Jim Pyne achieved something even Bruce Smith failed to do – earn unanimous All-America honors. Pyne helped pave the way for an offensive unit that set school season marks for total offense and scoring in 1993.

The Hokies averaged 444.1 yards and 36.4 points per game and finished 14th nationally in total offense, 11th in scoring offense and 10th in rushing.

Pyne was named first-team All-America by the AP,

UPI, Walter Camp, the Football Writers Association and the Football Coaches Association (Kodak). He was one of the 12 semifinalists for the Lombardi Award, which goes to the nation's top lineman.

In four seasons at Tech, Pyne played more than 2,700 snaps and allowed just one quarterback sack. He started 35 consecutive games and 41 of the 42 games in which he played.



### COREY MOORE DE • 1998, 1999 (Unanimous)

Following an outstanding senior season in 1999, Corey Moore was voted first-team on all six major All-America teams to become the Hokies' second unanimous All-American. He was selected first-team by the AP, the Football Writers Association, the Football Coaches Association, Walter Camp, The Sporting News and Football News.

Moore posted a BIG EAST record 17 sacks during the '99 season to go with 11 other TFLs and 60 total tackles.

He also earned All-America honors in 1998 when he led the BIG EAST with 13.5 sacks. He gained first-team All-America recognition from the Football Coaches Association. Moore was a second-team pick by the AP and The Sporting News and a third-team choice of Football News.



### JAKE GROVE C • 2002, 2003 (Unanimous)

Jake Grove became the third unanimous All-American in Tech football history when he was named to the first team of all five recognized All-America squads: the FWAA, the AFCA, The Sporting News, the Walter Camp Football Foundation and the AP. He was a fourth-team All-American in 2002 (Sporting News).

As a senior, he was named first-team All-BIG EAST and was presented the Rimington Trophy in Lincoln, Neb., honoring the nation's top collegiate center.

In 13 regular season games, Grove graded out at 91.8 percent on over 700 offensive plays and led the offensive line in knockdowns with 48.

He went on to be drafted in the second round by the Oakland Raiders in the 2004 NFL Draft as the first center taken.



### JIMMY WILLIAMS DB • 2005

Jimmy Williams became Tech's fourth unanimous All-American in football history when he was named to the first team of all five recognized All-America squads: the Football Writers Association of America, the American Football Coaches Association, The Sporting News, the Walter Camp Football Foundation and the AP.

As a senior, he was named first-team All-Atlantic Coast Conference and was one of three finalists for the Jim Thorpe award, honoring the nation's top collegiate defensive back.

In 13 games, he recorded 44 tackles, including two for loss and a sack, along with 14 quarterback hurries, five pass break ups and an interception.

He went on to be drafted in the second round by the Atlanta Falcons in the 2006 NFL Draft.

## THE HOKIES' OTHER FIRST-TEAM SELECTIONS



### CARROLL DALE E • 1959

After earning second-team Associated Press All-America honors as a junior in 1958, Carroll Dale went on to become the first Virginia Tech football player to earn first-team All-America honors following the 1959 season. Dale was named to the Football Writers Association (LOOK Magazine) and Newspaper Enterprise Association first teams as a senior and

was once again a second-team choice by the AP. He led Tech in receiving four straight years and finished the '59 season with 17 receptions for 408 yards and six touchdowns.



### BOB SCHWEICKERT QB • 1963, 1964

One of the finest triple-threat quarterbacks in the history of the Southern Conference, Bob Schweickert was named to the LOOK All-America team picked by the Football Writers Association following the 1964 season. Schweickert fought off injuries during the '64 season to rush for 576 yards and nine touchdowns and pass for 833 yards and nine more TDs.

He also handled the punting duties with a 37.7-yard average. As a junior in 1963, Schweickert earned third-team All-America honors from The Associated Press.



### FRANK LORIA S • 1966, 1967 (Consensus)

Safety Frank Loria was the first Tech football player to gain first-team All-America honors in back-to-back seasons and became the Hokies' first consensus All-America pick in 1967. As a junior in 1966, Loria helped Tech to the Liberty Bowl, contributing three interceptions and returning three punts for touchdowns. He was named to first-team A-A squads picked

by The Associated Press and the Football Writers Association and was a second-team selection by the Helms Athletic Foundation. Loria was named to six major All-America squads following the 1967 season. He finished the year with three interceptions and 420 yards on punt returns, including a 95-yard return for a TD against Miami. His first-team honors came from the AP, United Press International, NEA, the Football Coaches Association, the Football Writers Association and the Walter Camp Foundation.



### MIKE WIDGER LB • 1968

Mike Widger capped an incredible junior season by earning first-team All-America honors from The Associated Press and the Football Writers Association. Widger compiled a record 825 tackling points and was among the national leaders in pass interceptions (7) and return yardage (203 yards). He returned two of his interceptions for touchdowns and scored another TD

after pulling the football loose from a Kansas State running back and racing 46 yards to the end zone.



### BRUCE SMITH DT • 1983, 1984 (Consensus)

Bruce Smith was named to first-team All-America squads picked by the Football Coaches Association and the Newspaper Enterprise Association after registering an incredible 22 quarterback sacks as a junior in 1983. Smith, who also was named to The Associated Press second team that year, finished with a total of 55 tackles, 31 of which were behind the line of scrimmage. As a senior in 1984,

Smith accumulated 16 sacks and nine other tackles behind the line. He finished the year with 69 total tackles and was a consensus All-America pick, making first teams selected by the AP, the Football Writers of America, Kodak and Walter Camp.



# Hokies First-Team All-America Selections



**EUGENE CHUNG**  
OT • 1991

When Eugene Chung was named to the Football Writers Association All-America team following his senior season, he became the first Tech offensive lineman to win first-team All-America honors. Chung started every game at tackle for the Hokies in 1991, allowing just one quarterback sack in 730 plays. The Washington Gridiron Club honored Chung as the National Lineman of the Year.



**CORNELL BROWN**  
DE • 1995 (Consensus), 1996

Cornell Brown became the first Virginia Tech football player to gain consensus All-America honors as a junior when he was named to five first teams in 1995. Brown was a first-team A-A pick by AP, UPI, the Football Writers Association, The Sporting News and Football News. He finished the year with 103 total tackles, including a BIG EAST-leading 14 sacks. He was selected National Defensive Player of the Year by Football News and was one of five finalists for the Defensive Player of the Year. In 1996, Brown missed three games, but still earned first-team honors from Walter Camp and second-team recognition from AP. He posted eight sacks, five other tackles behind the line, 19 quarterback hurries and 58 total tackles during the '96 season.



**BILLY CONATY**  
C • 1996

Considered one of the top offensive linemen in school history, Billy Conaty saw action on 98 percent of Virginia Tech's offensive plays in 1996 and went on to earn first-team All-America honors from The Sporting News. Conaty helped the Hokies to a 10-2 record and a trip to the Orange Bowl that season, grading a winning percentage in 10 of the 12 games and leading the squad with 65 knockdown blocks. He finished his career by setting an all-time school record for starts and consecutive starts with 48.



**MICHAEL VICK**  
QB • 1999

In a spectacular freshman season that saw him lead Virginia Tech to its first ever 11-0 regular season and its first appearance in the national championship game, Michael Vick became the first Tech freshman football player to earn first-team All-America honors. Vick was named first-team by The Sporting News. He also was a second-team pick by The Associated Press. The redshirt freshman quarterback was third in the voting for the 1999 Heisman Trophy and second in the voting for the AP Player of the Year. Vick led Division I-A in passing efficiency (180.37), setting a NCAA record for a freshman in the process. He completed 59.2 percent of his passes for 1,840 yards and 12 touchdowns. He also contributed 585 yards and eight TDs rushing.



**ANDRÉ DAVIS**  
PR • 2000

André Davis finished the 2000 season second in the Division I-A ranks in punt returns and earned first-team All-America honors on the American Football Coaches Association team as a return specialist. Davis returned 18 punts for 396 yards for a school-record average of 22 yards per return. He tied another school season mark when he returned three punts for touchdowns. His 87-yard TD return against East Carolina was the second-longest in school history.



**KEVIN JONES**  
RB • 2003 (Consensus)

One of the highest-rated recruits ever to sign with Virginia Tech, Kevin Jones rushed for a school-record 1,647 yards, including 241 yards against Pittsburgh, on 281 attempts with 21 touchdowns as a junior in '03. He went on to earn first-team All-America honors from The Sporting News, The Walter Camp Football Foundation, FWAA and AFCA. He was named to the second team by AP.



**DARRYL TAPP**  
DE • 2005

Considered one of the best defensive ends in school history, Darryl Tapp capped an incredible career, earning first-team All-America honors by AFCA and second-team honors by The Associated Press. During his senior season, Tapp, who started all 13 games, recorded team-bests for sacks, tackles for loss and forced fumbles. He recorded 10 sacks, 14.5 tackles for loss and three forced fumbles. Tapp was also fifth on the team in tackles. He won the Dudley Award, given to the state's top player, and was a Lott Trophy finalist.



**XAVIER ADIBI**  
LB • 2007

Xavier Adibi teamed with fellow linebacker Vince Hall throughout his career to form what was arguably the best linebacking duo in school history. Though he enjoyed a breakout season as a junior, Adibi put up eye-popping numbers as a senior on his way to first-team All-America honors from the American Football Coaches Association. He led the team with 115 tackles, including 12 tackles for loss, while chipping in three sacks and two interceptions – one of which he returned for a touchdown. In addition to being named first-team All-ACC, Adibi was also awarded a spot on The Associated Press All-America third team.



**BRANDON FLOWERS**  
CB • 2007

Despite leaving a year early for the NFL, cornerback Brandon Flowers became only the seventh Hokie to be named a two-time All-American when he was placed on the American Football Coaches Association first team after his junior season. He was also named second team by both The Associated Press and the Walter Camp Football Foundation. Flowers was a third-team AP honoree as a sophomore. In 2007, he placed third on the team with 86 tackles from his secondary spot, adding eight tackles for loss in the process. After leading the ACC in 2006 in passes broken up and passes defended, opponents shied away from him as a junior, but he still managed nine breakups, 14 passes defended and a career-high five interceptions.



**VICTOR "MACHO" HARRIS**  
CB • 2008

One of the nation's top cornerbacks, Victor Harris earned first-team All-America honors from Sporting News and was a second-team pick by The Associated Press after a stellar senior season. Harris considered entering the NFL Draft following his junior year, but decided to return, earning his degree along with A-A honors. He tied for 11th nationally in interceptions with six, two of which he returned for touchdowns. A two-time first-team All-ACC selection, he finished fourth in the league in interceptions and passes defended, and third in punt returns. His 15 career interceptions rank third all-time at Tech, while his four career TDs on picks are an all-time record for a Hokie.



**JAYRON HOSLEY**  
CB • 2010

Jayron Hosley tied a 43-year old Virginia Tech season record for interceptions on the way to being selected first-team on the Walter Camp All-America squad. Hosley led the nation in interceptions with nine and tied for third in most passes defended with 17. The sophomore cornerback was also a second-team A-A pick by The Associated Press and earned the National Defensive Back Trophy from the College Football Performance Awards. Hosley was named first team All-ACC after topping the league in both interceptions and passes defended. He also ranked second among ACC players in punt returns.

# Hokies Second & Third-Team All-America Selections

## CARROLL DALE

E • 1958  
2nd-team Associated Press

## GEORGE FOUSSEKIS

DE • 1966  
2nd-team Associated Press

## DON STROCK

QB • 1972  
3rd-team Associated Press

## ROBERT BROWN

DE • 1981  
2nd team-Newspaper  
Enterprise Association

## CHRIS KINZER

PK • 1986  
2nd-team Associated Press  
2nd-team United Press  
International

## J.C. PRICE

DT • 1995  
3rd-team Associated Press

## PIERSON PRIOLEAU

ROV • 1997  
3rd-team Sporting News

## DEREK SMITH

OT • 1998  
3rd-team Football News

## JOHN ENGELBERGER

DE • 1999  
2nd-team Associated Press

## JAMEL SMITH

LB • 1999  
2nd-team Associated Press

## ANTHONY MIDGET

CB • 1999  
3rd-team Sporting News

## MATT LEHR

OG • 2000  
2nd-team Walter Camp

## LEE SUGGS

TB • 2000  
3rd-team Associated Press  
3rd-team Football News

## BEN TAYLOR

LB • 2000  
3rd-team Associated Press  
LB • 2001  
2nd-team Associated Press  
2nd-team Football News  
3rd-team Sporting News

## RONYELL WHITAKER

CB • 2001  
3rd-team Associated Press

## DAVID PUGH

DT • 2001  
3rd-team Sporting News

## WILLIE PILE

FS • 2002  
2nd-team Sporting News

## DEANGELO HALL

DB • 2003  
2nd-team Sporting News

## BRANDON FLOWERS

CB • 2006  
3rd-team Associated Press

## CODY GRIMM

LB • 2009  
3rd-team Associated Press

## RYAN WILLIAMS

TB • 2009  
3rd-team Sporting News

## DAVID WILSON

TB • 2011  
2nd-team Associated Press

## KYLE FULLER

CB • 2013  
2nd-team Walter Camp Foundation

## KENDALL FULLER

CB • 2014  
2nd-team Walter Camp Foundation  
3rd-team Associated Press

## TREMAINE EDMUNDS

LB • 2017  
3rd-team Associated Press



JOHN  
ENGELBERGER

KENDALL  
FULLER



# National Honors

## JAKE GROVE WON THE RIMINGTON TROPHY IN 2003

Jake Grove arrived on the Virginia Tech campus as a lightly recruited guard from Forest, Va. He left as a unanimous All-American, winner of the Rimington Trophy as the nation's top center and a second-round draft pick of the Oakland Raiders.

Heading into his junior season, Grove made the switch over to the center position and became a natural fit. By the time he headed into his final season, he was gaining headlines and recognition for his play. He was rewarded by being named to all five major All-America first teams. He was awarded the Dave Rimington Trophy, given to the nation's top collegiate center.



## MICHAEL VICK WON AN ESPY AS THE NATIONAL PLAYER OF THE YEAR IN 1999

When Michael Vick took to the field against James Madison on Sept. 4, 1999, little did people in attendance or watching on television realize they would be witnessing the beginning of the most exciting two years in Virginia Tech football history.


In 1999, Vick led the Hokies to a perfect 11-0 regular season and a berth in the national championship game, both firsts in school history. The Hokies lost that game to Florida State, but all the talk was about the performance of the redshirt freshman put on in that game.

For his accomplishments that year, he was awarded an ESPY by ESPN, given to the nation's top college football player. Vick was awarded the trophy at the ESPY ceremonies on Feb. 14, 2000, in Las Vegas as he mingled with some of sports' all-time greats.



## COREY MOORE EARNED THE LOMBARDI AND NAGURSKI AWARDS IN 1999

In three years on campus, Corey Moore amassed 35 sacks for losses, totaling 292 yards. He left Tech as the most decorated player ever to put on the Hokie uniform. He won the 1999 Bronko Nagurski Award as college football's Defensive Player of the Year. Moore also won the 1999 Lombardi Award as college football's lineman of the year. He became Tech's second-ever unanimous All-American, joining Jim Pyne. Moore won the Dudley Award as the top college player in Virginia, the BIG EAST Defensive Player of the Year award and was selected as Football News' Defensive Player of the Year.



## BRUCE SMITH WON THE OUTLAND TROPHY AS THE TOP LINEMAN IN 1984

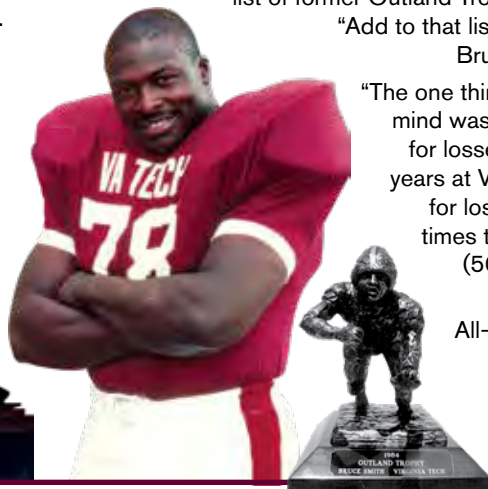
Bruce Smith, "The Sack Man" of Virginia Tech football, capped his sensational college career in 1984 by winning the Outland Trophy as America's top lineman.

The big announcement was made by Wilt Browning at a press luncheon in Tech's Bowman Room. Browning, a sports columnist of The Greensboro Daily News and a committee member of the Football Writers' Association of America, began by reading a long list of former Outland Trophy winners. He then said,


"Add to that list today, the 1984 winner – Bruce Smith of Virginia Tech."

"The one thing though, that stuck in my mind was the statistic on his tackles for losses," Browning said. "In four years at Virginia Tech, he accounted for losses totaling more than five times the length of a football field (504 yards). That's amazing."

Smith was a consensus All-American and was the first Virginian to win one of the national awards (including the Heisman and the Lombardi).



# Retired Numbers & Jerseys



## 84

### CARROLL DALE

A native of Wise, Va., Carroll Dale entered Virginia Tech in 1956 as an offensive and defensive end. After seeing varsity action as a reserve in the first game of the '56 season, Dale went on to start the remaining 39 games of his college career and

became Tech's first bona fide All-American. As a junior in 1958, he was named the Southern Conference Player of the Year. In 1959, Dale was captain of the Tech team and earned first-team A-A honors. Dale led the Hokies in pass receiving each of his four seasons and finished his Tech career with 67 catches for 1,195 yards and 15 touchdowns. He went on to a pro football career that lasted more than a decade and was inducted into the College Football Hall of Fame in 1987. His Tech jersey was the first to be retired.




## 78

### BRUCE SMITH

Known as "The Sack Man" of Virginia Tech football, Bruce Smith capped his sensational college career in 1984. As a Tech player, Smith had a career total of 71 tackles behind the line of scrimmage for losses totaling 504

yards. Smith had 46 career quarterback sacks, including 22 during his junior season in 1983 when he was named first-team All-America. In 1984, the Norfolk, Va., native won the Outland Trophy as America's top lineman and was a consensus All-American. Smith was the No. 1 player picked in the 1985 National Football League draft. During his pro career, he established himself as one of the greatest defensive players ever to play the game. He ended his career in 2003 as the NFL's all-time sack leader with 200.



## 10

### FRANK LORIA

Despite his 5-9, 175-pound frame, Frank Loria was one of the most tenacious football players ever to play for Virginia Tech. Loria, who started every game at safety from 1965-67, rapidly established himself as one of Tech's all-time

greats. During his junior year, he earned first-team All-American honors. As a senior in 1967, Loria became Tech's first consensus All-American, making seven first-team All-American squads. He finished his Tech career with seven interceptions and a number of punt return records. He went on to coach at Marshall. In 1970, at age 23, he died in an airplane tragedy that claimed the lives of the Marshall football team and staff. He was inducted into the College Football Hall of Fame in 1999. His number was retired prior to the 1971 season.



## 73

### JIM PYNE

Center Jim Pyne became Virginia Tech's first unanimous All-American when he made all five major teams that were selected in 1993. In addition to All-America honors, Pyne was named winner of the Dudley Award as Virginia's

Player of the Year. During his four seasons at Tech, he established himself as one of the Hokies' top linemen of all time, leading the charge for the 1993 team that rewrote the school record books for scoring and total offense. Pyne started 35 consecutive games and 41 of the 42 Tech games in which he played. He allowed just one quarterback sack by the man he was assigned to block during more than 2,700 career snaps. Pyne spent nine seasons as an NFL lineman before becoming an assistant coach in the pro ranks.

## BEAMER AMONG FIVE WHO HAVE HAD JERSEYS RETIRED

In 2002, the Virginia Tech Athletics Department developed a new policy on retiring football jerseys. This special honor is bestowed to acknowledge an individual who has won an established national award in their sport, while allowing the number to continue to be worn by others. Tech no longer retires numbers. That year, three jerseys were retired in ceremonies. The jerseys of Frank Beamer, Cornell Brown and Michael Vick were the first to be honored. In 2006, Jake Grove had the same honor bestowed upon him. Corey Moore's jersey has been retired since 2009.



**Michael Vick · Sept. 1, 2002**  
Won 2000 ESPY as College Football's Performer of the Year.



**Frank Beamer · Sept. 12, 2002**  
Winner of eight national coach of the year awards following Tech's 1999 season.



**Cornell Brown · Nov. 20, 2002**  
Named 1995 National Defensive Player of the Year by Football News in 1995.



**Jake Grove · Sept. 23, 2006**  
Winner of the 2003 Rimington Trophy, given to the nation's top collegiate center.



**Corey Moore · Oct. 23, 2010**  
Won Lombardi and Nagurski Awards in 1999.



# Year-By-Year Scores & Results

## 1890s

### 1892 (1-1)

Coach: E.A. Smyth  
10/21 W 14-10 ST. ALBANS  
10/29 L 0-10 at St. Albans

### 1893 (0-2)

Coach: E.A. Smyth  
10/21 L 0-6 at Emory & Henry  
11/11 L 6-34 Randolph-Macon<sup>1</sup>  
<sup>1</sup>Played in Bedford, Va.

### 1894 (4-1)

Coach: Joseph Massie  
10/20 W 16-0 EMORY & HENRY  
10/29 W 36-0 ROANOKE COLLEGE  
11/10 W 42-0 ST. ALBANS  
11/17 W 12-0 at St. Albans  
11/30 L 6-10 VMI<sup>1</sup>  
<sup>1</sup>Played in Staunton, Va.

### 1895 (4-2)

Coach: A.C. Jones  
10/5 L 0-38 at Virginia  
10/12 W 12-0 ST. ALBANS  
10/26 W 30-0 at Washington & Lee  
11/9 W 16-2 at Roanoke YMCA  
11/16 L 5-32 North Carolina<sup>1</sup>  
11/28 W 6-4 VMI<sup>2</sup>  
<sup>1</sup>Played in Charlotte, N.C.  
<sup>2</sup>Played in Lynchburg, Va.

### 1896 (5-2-1)

Coach: A.C. Jones  
10/10 W 20-0 ALLEGHANY INST.  
10/20 W 12-0 ROANOKE COLLEGE  
10/24 T 0-0 North Carolina<sup>1</sup>  
10/31 L 0-44 at Virginia  
11/2 W 46-0 Hampden-Sydney<sup>2</sup>  
11/14 L 4-6 at Tennessee  
11/16 W 52-0 Maryville<sup>3</sup>  
11/26 W 24-0 VMI<sup>4</sup>  
<sup>1</sup>Played in Danville, Va.  
<sup>2</sup>Played in Lynchburg, Va.  
<sup>3</sup>Played in Knoxville, Tenn.  
<sup>4</sup>Played in Roanoke, Va.

### 1897 (5-2)

Coach: Charles Firth  
10/16 W 54-0 KING COLLEGE  
10/30 W 4-0 North Carolina<sup>1</sup>  
11/2 W 41-0 ROANOKE COLLEGE  
11/6 L 4-18 UMBC<sup>2</sup>  
11/13 W 36-0 at Richmond  
11/15 W 10-0 at Hampden-Sydney  
11/25 L 0-18 Tennessee<sup>3</sup>  
<sup>1</sup>Played in Danville, Va.  
<sup>2</sup>Played in Norfolk, Va.  
<sup>3</sup>Played in Roanoke, Va.

### 1898 (3-2)

Coach: J. Lewis Ingles  
11/4 L 6-28 North Carolina<sup>1</sup>  
11/5 W 17-0 at Guilford  
11/7 L 0-23 UMBC<sup>2</sup>  
11/11 W 58-0 KING COLLEGE  
11/12 W 29-0 BELLEVUE  
<sup>1</sup>Played in Winston-Salem, N.C.  
<sup>2</sup>Played in Lynchburg, Va.

### 1899 (4-1)

Coach: James Morrison  
11/0/13 W 21-0 ST. ALBANS  
10/27 W 5-0 at Tennessee  
11/11 L 0-28 at Virginia  
11/18 W 45-0 Roanoke College<sup>1</sup>

11/25 W 35-0 Washington & Lee<sup>2</sup>  
<sup>1</sup>Played in Roanoke, Va.  
<sup>2</sup>Played in Roanoke, Va.

## 1900s

### 1900 (3-3-1)

Coach: Dr. Davis  
10/6 W 21-0 ST. ALBANS  
10/20 W 16-6 at St. Albans  
10/25 W 18-2 at NC State  
10/27 T 0-0 at North Carolina  
11/14 L 5-17 at Virginia  
11/24 L 5-12 Clemson<sup>1</sup>  
11/25 L 0-5 VMI<sup>2</sup>  
<sup>1</sup>Played in Charlotte, N.C.  
<sup>2</sup>Played in Roanoke, Va.

### 1901 (6-1)

Coach: A.B. Morrison  
9/28 W 16-0 at Roanoke College  
10/12 W 11-0 WASHINGTON & LEE  
10/19 W 32-6 at Georgetown  
10/26 L 0-16 VIRGINIA  
10/31 W 17-11 Clemson<sup>1</sup>  
11/16 W 18-0 UMBC<sup>2</sup>  
11/28 W 21-0 VMI<sup>3</sup>  
<sup>1</sup>Played in Columbia, S.C.  
<sup>2</sup>Played in Richmond, Va.  
<sup>3</sup>Played in Norfolk, Va.

### 1902 (3-2-1)

Coach: R.R. Brown  
10/11 L 0-6 Washington & Lee<sup>1</sup>  
10/18 W 11-6 NC STATE  
10/25 T 0-0 North Carolina<sup>2</sup>  
11/8 W 28-0 GEORGETOWN  
11/15 L 0-6 at Virginia  
11/27 W 50-5 VMI<sup>3</sup>  
<sup>1</sup>Played in Lynchburg, Va.  
<sup>2</sup>Played in Roanoke, Va.  
<sup>3</sup>Played in Roanoke, Va.

### 1903 (5-1)

Coach: C. A. Lueder  
10/14 W 29-0 ST. ALBANS  
10/17 W 21-0 NC STATE  
10/24 L 0-21 Virginia<sup>1</sup>  
11/7 W 21-0 North Carolina<sup>2</sup>  
11/21 W 11-0 at Navy  
11/25 W 26-0 Davidson<sup>3</sup>  
<sup>1</sup>Played in Richmond, Va.  
<sup>2</sup>Played in Norfolk, Va.  
<sup>3</sup>Played in Roanoke, Va.

### 1904 (5-3)

Coach: John O'Connor  
10/1 W 18-0 RICHMOND  
10/7 W 24-0 WASHINGTON & LEE  
10/12 W 32-0 NASHVILLE  
10/22 W 30-0 WILLIAM & MARY  
10/29 L 0-6 NORTH CAROLINA  
11/5 L 0-5 Virginia<sup>1</sup>  
11/19 L 0-11 at Navy  
11/24 W 17-5 VMI<sup>2</sup>  
<sup>1</sup>Played in Richmond, Va.  
<sup>2</sup>Played in Roanoke, Va.

### 1905 (9-1)

Coach: C.P. Miles  
9/30 W 86-0 ROANOKE COLLEGE  
10/6 W 12-0 CUMBERLAND (TENN.)  
10/14 W 16-6 at Army  
10/21 W 56-0 GALLAUDET  
10/28 W 35-6 North Carolina<sup>1</sup>  
11/4 W 11-0 at Virginia  
11/11 W 15-0 WASHINGTON & LEE

11/18 W 34-0 South Carolina<sup>2</sup>  
11/25 L 6-12 at Navy  
11/30 W 34-0 VMI<sup>3</sup>  
<sup>1</sup>Played in Richmond, Va.  
<sup>2</sup>Played in Roanoke, Va.  
<sup>3</sup>Played in Richmond, Va.

### 1906 (5-2-2)

Coach: C.P. Miles  
10/6 W 12-0 William & Mary<sup>1</sup>  
10/8 W 28-0 WILLIAM & MARY  
10/13 T 0-0 at Clemson  
10/27 T 0-0 North Carolina<sup>2</sup>  
11/3 W 18-0 ROANOKE COLLEGE  
11/10 L 0-10 Bucknell<sup>3</sup>  
11/17 W 10-0 DAVIDSON  
11/24 L 0-5 at Navy  
11/29 W 6-0 NC State<sup>4</sup>  
<sup>1</sup>Played in Roanoke, Va.  
<sup>2</sup>Played in Richmond, Va.  
<sup>3</sup>Played in Norfolk, Va.  
<sup>4</sup>Played in Richmond, Va.

### 1907 (7-2)

Coach: C.R. Williams  
10/5 W 33-0 ROANOKE COLLEGE  
10/12 W 18-0 HAMPDEN-SYDNEY  
10/19 W 5-0 Washington & Lee<sup>1</sup>  
10/20 L 5-12 Davidson<sup>2</sup>  
11/2 W 20-0 Georgetown<sup>3</sup>  
11/9 W 22-0 VMI<sup>4</sup>  
11/16 W 34-0 GEORGE-WASH  
11/23 L 0-12 at Navy  
11/28 W 20-6 North Carolina<sup>5</sup>  
<sup>1</sup>Played in Lynchburg, Va.  
<sup>2</sup>Played in Roanoke, Va.  
<sup>3</sup>Played in Richmond, Va.  
<sup>4</sup>Played in Roanoke, Va.  
<sup>5</sup>Played in Richmond, Va.

### 1908 (5-4)

Coach: R.M. Brown  
10/3 W 50-0 HAMPDEN-SYDNEY  
10/10 W 6-0 at Clemson  
10/17 L 4-10 at Princeton  
10/24 W 10-0 VMI<sup>1</sup>  
10/31 W 15-4 Washington & Lee<sup>2</sup>  
11/10 W 10-0 North Carolina<sup>3</sup>  
11/14 L 0-6 GEORGE-WASH  
11/21 L 4-15 at Navy  
11/26 L 5-6 NC State<sup>4</sup>  
<sup>1</sup>Played in Roanoke, Va.  
<sup>2</sup>Played in Lynchburg, Va.  
<sup>3</sup>Played in Richmond, Va.  
<sup>4</sup>Played in Norfolk, Va.

### 1909 (6-1)

**South Atlantic Champs**  
Coach: Branch Bocock  
10/2 W 6-0 CLEMSON  
10/13 L 6-8 at Princeton  
10/23 W 52-0 at Richmond  
10/30 W 34-6 Washington & Lee<sup>1</sup>  
11/6 W 15-0 North Carolina<sup>2</sup>  
11/13 W 17-8 at GEORGE-WASH  
11/25 W 18-5 NC State<sup>3</sup>  
<sup>1</sup>Played in Lynchburg, Va.  
<sup>2</sup>Played in Richmond, Va.  
<sup>3</sup>Played in Norfolk, Va.

## 1910s

### 1910 (6-2)

Coach: Branch Bocock  
10/1 W 18-0 HAMPDEN-SYDNEY  
10/5 W 16-6 DAVIDSON

10/15 W 13-0 WESTERN MARYLAND  
10/22 L 0-3 at Navy  
10/29 W 23-0 Washington & Lee<sup>1</sup>  
11/5 W 20-0 North Carolina<sup>2</sup>  
11/12 W 16-5 GEORGE-WASH<sup>3</sup>  
11/24 L 3-5 NC State<sup>4</sup>  
<sup>1</sup>Played in Roanoke, Va.  
<sup>2</sup>Played in Richmond, Va.  
<sup>3</sup>Played in Lynchburg, Va.  
<sup>4</sup>Played in Norfolk, Va.

### 1911 (6-1-2)

Coach: L.W. Reiss  
9/30 W 16-0 HAMPDEN-SYDNEY  
10/6 W 12-0 UMBC<sup>1</sup>  
10/14 L 0-33 at Yale  
10/21 W 94-0 ROANOKE COLLEGE  
10/28 T 5-5 Washington & Lee<sup>2</sup>  
11/4 T 0-0 North Carolina<sup>3</sup>  
11/11 W 36-11 TENNESSEE  
11/18 W 10-3 CHARLESTON  
11/30 W 3-0 NC State<sup>4</sup>  
<sup>1</sup>Played in Norfolk, Va.  
<sup>2</sup>Played in Roanoke, Va.  
<sup>3</sup>Played in Richmond, Va.  
<sup>4</sup>Played in Norfolk, Va.

### 1912 (5-4)

Coach: Branch Bocock  
9/30 W 40-0 ROANOKE COLLEGE  
10/5 W 42-7 HAMPDEN-SYDNEY  
10/12 L 0-31 at Princeton  
10/19 W 44-0 WESTERN MARYLAND  
10/26 W 26-0 North Carolina<sup>1</sup>  
11/2 L 0-10 MED. COLL. OF VA.  
11/9 L 6-20 Washington & Lee<sup>2</sup>  
11/16 W 41-0 WEST VIRGINIA  
11/28 L 3-24 at Georgetown  
<sup>1</sup>Played in Raleigh, N.C.  
<sup>2</sup>Played in Roanoke, Va.

### 1913 (7-1-1)

Coach: Branch Bocock  
9/27 W 26-0 ROANOKE COLLEGE  
10/4 W 14-0 HAMPDEN-SYDNEY  
10/11 W 34-13 MISSISSIPPI  
10/18 W 20-12 VPI STARS  
10/25 W 14-7 North Carolina<sup>1</sup>  
11/1 L 0-21 Washington & Lee<sup>2</sup>  
11/8 W 47-0 MARSHALL  
11/15 W 14-0 CHARLESTON  
11/27 T 6-6 VMI<sup>3</sup>  
<sup>1</sup>Played in Winston-Salem, N.C.  
<sup>2</sup>Played in Roanoke, Va.  
<sup>3</sup>Played in Roanoke, Va.

### 1914 (6-2-1)

Coach: Branch Bocock  
9/26 W 35-0 KING COLLEGE  
10/3 W 13-0 RANDOLPH-MACON  
10/10 W 22-0 HAMPDEN-SYDNEY  
10/17 L 0-13 W. Va. Wesleyan<sup>1</sup>  
10/24 T 7-7 ROANOKE COLLEGE  
10/31 L 6-7 Washington & Lee<sup>2</sup>  
11/7 W 54-6 MARSHALL  
11/14 W 3-0 NC State<sup>3</sup>  
11/26 W 3-0 VMI<sup>4</sup>  
<sup>1</sup>Played in Charleston, W.Va.  
<sup>2</sup>Played in Roanoke, Va.  
<sup>3</sup>Played in Roanoke, Va.  
<sup>4</sup>Played in Roanoke, Va.

### 1915 (4-4)

Coach: Branch Bocock  
9/26 W 26-0 ROANOKE COLLEGE  
10/2 W 19-3 RANDOLPH-MACON

10/9 W 19-0 HAMPDEN-SYDNEY  
10/16 L 0-13 Washington & Lee<sup>1</sup>  
10/23 L 0-20 at Navy  
10/30 L 0-45 at Cornell  
11/13 L 0-19 at West Virginia  
11/25 W 27-9 VMI<sup>2</sup>  
<sup>1</sup>Played in Roanoke, Va.  
<sup>2</sup>Played in Roanoke, Va.

### 1916 (7-2)

**South Atlantic Champs**  
Coach: Jack Ingersoll  
9/30 W 13-0 RICHMOND  
10/7 W 10-0 HAMPDEN-SYDNEY  
10/14 L 0-20 West Virginia<sup>1</sup>  
10/20 L 0-19 at Yale  
10/28 W 40-0 NC State<sup>2</sup>  
11/4 W 14-7 North Carolina<sup>3</sup>  
11/11 W 52-0 WAKE FOREST  
11/18 W 41-0 ROANOKE COLLEGE  
11/30 W 23-14 VMI<sup>4</sup>  
<sup>1</sup>Played in Charleston, W. Va.  
<sup>2</sup>Played in Norfolk, Va.  
<sup>3</sup>Played in Roanoke, Va.  
<sup>4</sup>Played in Roanoke, Va.

### 1917 (6-2-1)

Coach: Charles Bernier  
10/6 W 12-0 HAMPDEN-SYDNEY  
10/13 W 59-6 EMORY & HENRY  
10/20 W 13-7 DAVIDSON  
10/27 L 0-28 at Georgetown  
11/3 W 50-0 WAKE FOREST  
11/10 L 3-27 West Virginia<sup>1</sup>  
11/17 T 7-7 NC State<sup>2</sup>  
11/24 W 70-0 ROANOKE COLLEGE  
11/29 W 6-0 VMI<sup>3</sup>  
<sup>1</sup>Played in Huntington, W.Va.  
<sup>2</sup>Played in Norfolk, Va.  
<sup>3</sup>Played in Roanoke, Va.

### 1918 (7-0)

**South Atlantic Champs**  
Coach: Charles Bernier  
10/19 W 30-0 BELMONT ATH. CLUB  
10/26 W 33-6 CAMP HUMPHREYS  
11/2 W 13-0 Washington & Lee<sup>1</sup>  
11/9 W 27-0 WAKE FOREST  
11/16 W 25-0 NC State<sup>2</sup>  
11/23 W 18-7 at North Carolina Club  
11/28 W 6-0 VMI<sup>3</sup>  
<sup>1</sup>Played in Roanoke, Va.  
<sup>2</sup>Played in Norfolk, Va.  
<sup>3</sup>Played in Roanoke, Va.

### 1919 (5-4)

Coach: Charles Bernier  
10/4 W 13-0 HAMPDEN-SYDNEY  
10/11 W 21-0 RICHMOND  
10/18 L 7-33 at Georgetown  
10/25 W 6-0 at Maryland  
11/1 L 0-3 Washington & Lee<sup>1</sup>  
11/8 W 40-0 WAKE FOREST  
11/15 L 0-3 NC State<sup>2</sup>  
11/22 W 99-0 EMORY & HENRY  
11/27 L 0-13 VMI<sup>3</sup>  
<sup>1</sup>Played in Lynchburg, Va.  
<sup>2</sup>Played in Norfolk, Va.  
<sup>3</sup>Played in Roanoke, Va.

# 1920s

## 1920 (4-6)

Coach: Stanley Sutton  
 9/25 W 35-0 HAMPDEN-SYDNEY  
 10/2 W 21-0 WILLIAM & MARY  
 10/9 W 75-6 EMORY & HENRY  
 10/16 L 6-19 at Rutgers  
 10/23 L 0-7 MARYLAND  
 10/30 L 0-13 Washington & Lee<sup>1</sup>  
 11/6 W 21-0 at Richmond  
 11/11 L 6-14 NC State<sup>2</sup>  
 11/20 L 0-28 Centre<sup>3</sup>  
 11/25 L 7-24 VMI<sup>4</sup>  
*<sup>1</sup>Played in Lynchburg, Va.*  
*<sup>2</sup>Played in Norfolk, Va.*  
*<sup>3</sup>Played in Louisville, Ky.*  
*<sup>4</sup>Played in Roanoke, Va.*

## 1921 (7-3)

Coach: B.C. Cabbage  
 9/24 W 14-6 HAMPDEN-SYDNEY  
 10/1 W 14-0 WILLIAM & MARY  
 10/8 L 0-14 at Centre  
 10/15 W 34-0 at Richmond  
 10/22 L 7-10 Maryland<sup>1</sup>  
 10/29 L 0-3 Washington & Lee<sup>2</sup>  
 11/5 W 54-7 CHARLESTON  
 11/11 W 7-3 NC State<sup>3</sup>  
 11/19 W 35-0 ROANOKE COLLEGE  
 11/24 W 26-7 VMI<sup>4</sup>  
*<sup>1</sup>Played in Washington, D.C.*  
*<sup>2</sup>Played in Lynchburg, Va.*  
*<sup>3</sup>Played in Norfolk, Va.*  
*<sup>4</sup>Played in Roanoke, Va.*

## 1922 (8-1-1)

9/23 W 38-0 HAMPDEN-SYDNEY  
 9/30 W 25-0 KING COLLEGE  
 10/7 W 20-6 WILLIAM & MARY  
 10/14 L 6-10 Centre<sup>1</sup>  
 10/21 T 7-7 at Davidson  
 10/28 W 73-0 CATHOLIC  
 11/4 W 21-0 MARYLAND\*  
 11/11 W 24-0 NC State<sup>2</sup>  
 11/18 W 41-6 Washington & Lee<sup>3</sup>  
 11/30 W 7-3 VMI<sup>4</sup>  
*<sup>1</sup>Played in Richmond, Va.*  
*<sup>2</sup>Played in Norfolk, Va.*  
*<sup>3</sup>Played in Lynchburg, Va.*  
*<sup>4</sup>Played in Roanoke, Va.*

## 1923 (6-3)

9/29 W 29-0 HAMPDEN-SYDNEY  
 10/6 W 7-0 DAVIDSON  
 10/13 L 17-21 at 3rd Corps Area  
 10/20 W 16-7 Maryland<sup>1</sup>  
 10/27 L 0-12 Washington & Lee<sup>2</sup>  
 11/3 W 25-6 CLEMSON\*  
 11/10 W 16-0 NC State<sup>3</sup>  
 11/17 W 6-3 at Virginia\*  
 11/29 L 0-6 VMI<sup>4</sup>  
*<sup>1</sup>Played in Washington, D.C.*  
*<sup>2</sup>Played in Lynchburg, Va.*  
*<sup>3</sup>Played in Norfolk, Va.*  
*<sup>4</sup>Played in Roanoke, Va.*

## 1924 (4-2-3)

Coach: B.C. Cabbage  
 9/27 W 28-0 RICHMOND  
 10/4 W 10-0 HAMPDEN-SYDNEY  
 10/11 T 0-0 Auburn<sup>1</sup>  
 10/17 W 12-0 Maryland<sup>2</sup>  
 10/25 T 0-0 Washington & Lee<sup>3</sup>  
 11/1 W 50-6 at Clemson\*  
 11/8 L 3-6 at NC State\*  
 11/15 L 0-6 VIRGINIA\*  
 11/27 T 0-0 VMI<sup>4</sup>  
*<sup>1</sup>Played in Richmond, Va.*  
*<sup>2</sup>Played in Washington, D.C.*  
*<sup>3</sup>Played in Lynchburg, Va.*  
*<sup>4</sup>Played in Roanoke, Va.*

## 1925 (5-3-2)

Coach: B.C. Cabbage  
 9/19 W 10-0 LYNCHBURG  
 9/26 T 0-0 ROANOKE COLLEGE  
 10/3 W 13-3 HAMPDEN-SYDNEY  
 10/10 L 0-19 at Auburn\*  
 10/17 W 3-0 Maryland<sup>1</sup>  
 10/24 L 0-20 Washington & Lee<sup>2</sup>  
 10/31 W 6-0 South Carolina<sup>3</sup>  
 11/7 T 0-0 NC STATE\*  
 11/14 L 0-10 at Virginia\*  
 11/26 W 7-0 VMI<sup>4</sup>  
*<sup>1</sup>Played in Washington, D.C.*  
*<sup>2</sup>Played in Lynchburg, Va.*  
*<sup>3</sup>Played in Richmond, Va.*  
*<sup>4</sup>Played in Roanoke, Va.*

## 1926 (5-3-1)

Coach: A.F. Gustafson  
 9/25 W 47-0 ROANOKE COLLEGE  
 10/2 W 30-0 HAMPDEN-SYDNEY  
 10/9 L 0-21 at Dartmouth  
 10/16 W 24-8 Maryland<sup>1</sup>  
 10/23 W 6-0 VIRGINIA\*  
 10/30 T 13-13 at Kentucky\*  
 11/6 L 0-19 South Carolina<sup>2</sup>  
 11/13 L 0-13 Washington & Lee<sup>3</sup>  
 11/25 W 14-7 VMI<sup>4</sup>  
*<sup>1</sup>Played in Norfolk, Va.*  
*<sup>2</sup>Played in Richmond, Va.*  
*<sup>3</sup>Played in Lynchburg, Va.*  
*<sup>4</sup>Played in Roanoke, Va.*

## 1927 (5-4)

Coach: A.F. Gustafson  
 9/24 W 21-2 ROANOKE COLLEGE  
 10/1 W 13-0 HAMPDEN-SYDNEY  
 10/8 W 6-0 at Colgate  
 10/15 L 7-13 Maryland<sup>1</sup>  
 10/22 L 0-7 at Virginia\*  
 10/29 L 13-14 at Chattanooga  
 11/5 W 35-0 South Carolina<sup>2</sup>  
 11/12 W 21-0 WASHINGTON & LEE\*  
 11/24 L 9-12 VMI<sup>3</sup>  
*<sup>1</sup>Played in Norfolk, Va.*  
*<sup>2</sup>Played in Richmond, Va.*  
*<sup>3</sup>Played in Roanoke, Va.*

## 1928 (7-2)

Coach: A.F. Gustafson  
 9/29 W 34-7 ROANOKE COLLEGE  
 10/6 W 32-7 HAMPDEN-SYDNEY  
 10/13 L 14-35 at Colgate  
 10/20 W 16-14 at North Carolina\*  
 10/27 W 54-0 KING COLLEGE  
 11/3 W 9-6 Maryland<sup>1</sup>  
 11/10 W 20-0 VIRGINIA\*  
 11/17 W 13-7 at Washington & Lee\*  
 11/29 L 6-16 VMI<sup>2</sup>  
*<sup>1</sup>Played in Norfolk, Va.*  
*<sup>2</sup>Played in Roanoke, Va.*

## 1929 (5-4)

Coach: A.F. Gustafson  
 9/28 W 19-0 ROANOKE COLLEGE  
 10/5 W 37-6 HAMPDEN-SYDNEY  
 10/12 L 8-14 at Pennsylvania  
 10/19 W 25-14 William & Mary<sup>1</sup>  
 10/26 L 13-38 at North Carolina\*  
 11/2 W 36-6 Washington & Lee<sup>2</sup>  
 11/9 W 32-12 at Virginia\*  
 11/16 L 0-24 Maryland<sup>3</sup>  
 11/28 L 0-14 VMI<sup>4</sup>  
*<sup>1</sup>Played in Richmond, Va.*  
*<sup>2</sup>Played in Lynchburg, Va.*  
*<sup>3</sup>Played in Norfolk, Va.*  
*<sup>4</sup>Played in Roanoke, Va.*

# 1930s

## 1930 (5-3-1)

Coach: O.E. Neale  
 9/24 W 9-0 ROANOKE COLLEGE  
 10/4 L 21-39 NORTH CAROLINA\*

10/11 L 0-40 at Vanderbilt\*  
 10/18 W 7-6 William & Mary<sup>1</sup>  
 10/25 W 20-19 at Davidson  
 11/1 T 0-0 at Washington & Lee\*  
 11/8 W 34-13 VIRGINIA\*  
 11/15 L 7-13 Maryland<sup>2</sup>  
 11/27 W 24-0 VMI<sup>3</sup>  
*<sup>1</sup>Played in Richmond, Va.*  
*<sup>2</sup>Played in Norfolk, Va.*  
*<sup>3</sup>Played in Roanoke, Va.*

## 1931 (3-4-2)

Coach: O.E. Neale  
 9/26 W 33-0 KING COLLEGE  
 10/3 L 0-40 at Georgia\*  
 10/10 W 18-6 DAVIDSON  
 10/17 T 6-6 William & Mary<sup>1</sup>  
 10/24 L 6-20 at Kentucky\*  
 10/31 L 0-20 MARYLAND\*  
 11/7 L 0-6 Washington & Lee<sup>2</sup>  
 11/14 T 0-0 at Virginia\*  
 11/26 W 13-6 VMI<sup>3</sup>  
*<sup>1</sup>Played in Richmond, Va.*  
*<sup>2</sup>Played in Roanoke, Va.*  
*<sup>3</sup>Played in Roanoke, Va.*

## 1932 (8-1)

Coach: Henry B. Redd  
 9/24 W 32-7 ROANOKE COLLEGE  
 10/1 W 7-6 at Georgia  
 10/8 W 23-0 at Maryland\*  
 10/15 W 7-0 William & Mary<sup>1</sup>  
 10/22 W 7-0 KENTUCKY  
 10/29 W 32-6 at Washington & Lee\*  
 11/5 L 6-9 at Alabama  
 11/12 W 13-0 VIRGINIA\*  
 11/24 W 26-0 VMI<sup>2</sup>  
*<sup>1</sup>Played in Richmond, Va.*  
*<sup>2</sup>Played in Roanoke, Va.*

## 1933 (4-3-3)

Coach: Henry B. Redd  
 9/23 W 7-0 ROANOKE COLLEGE  
 9/30 L 0-27 at Tennessee  
 10/7 W 14-0 Maryland<sup>1</sup>  
 10/14 W 13-7 William & Mary<sup>2</sup>  
 10/21 W 7-0 at Richmond  
 10/28 L 0-12 SOUTH CAROLINA\*  
 11/4 T 7-7 WASHINGTON & LEE\*  
 11/11 L 0-27 at Alabama  
 11/18 T 6-6 at Virginia\*  
 11/30 T 0-0 VMI<sup>3</sup>  
*<sup>1</sup>Played in Norfolk, Va.*  
*<sup>2</sup>Played in Richmond, Va.*  
*<sup>3</sup>Played in Roanoke, Va.*

## 1934 (5-5)

Coach: Henry B. Redd  
 9/22 W 21-0 ROANOKE COLLEGE  
 9/29 L 0-34 at Temple  
 10/6 L 13-20 FLORIDA  
 10/13 W 6-0 William & Mary<sup>1</sup>  
 10/20 L 9-14 Maryland<sup>2</sup>  
 10/27 L 7-13 at Washington & Lee\*  
 11/3 L 0-20 at South Carolina\*  
 11/10 W 7-6 NC State<sup>3</sup>  
 11/17 W 19-6 VIRGINIA\*  
 11/29 W 13-0 VMI<sup>4</sup>  
*<sup>1</sup>Played in Richmond, Va.*  
*<sup>2</sup>Played in Norfolk, Va.*  
*<sup>3</sup>Played in Portsmouth, Va.*  
*<sup>4</sup>Played in Roanoke, Va.*

## 1935 (4-3-2)

Coach: Henry B. Redd  
 9/21 W 7-0 ROANOKE COLLEGE  
 9/28 L 7-28 CLEMSON\*  
 10/5 L 0-7 Maryland<sup>1</sup>  
 10/12 T 0-0 William & Mary<sup>2</sup>  
 10/26 W 15-0 Washington & Lee<sup>3</sup>  
 11/2 W 27-0 SOUTH CAROLINA\*  
 11/9 L 0-6 NC State<sup>4</sup>  
 11/16 T 0-0 at Virginia\*  
 11/28 W 12-6 VMI<sup>5</sup>

*<sup>1</sup>Played in Baltimore, Md.*  
*<sup>2</sup>Played in Richmond, Va.*  
*<sup>3</sup>Played in Bluefield, W.Va.*  
*<sup>4</sup>Played in Portsmouth, Va.*  
*<sup>5</sup>Played in Roanoke, Va.*

## 1936 (5-5)

Coach: Henry B. Redd  
 9/17 W 16-7 ROANOKE COLLEGE  
 9/26 L 0-20 at Clemson\*  
 10/3 L 0-6 Maryland<sup>1</sup>  
 10/10 W 14-0 William & Mary<sup>2</sup>  
 10/17 L 0-14 at South Carolina\*  
 10/24 L 0-13 at NC State\*  
 10/31 W 20-7 RICHMOND\*  
 11/7 L 0-27 at Washington & Lee\*  
 11/14 W 7-6 VIRGINIA\*  
 11/26 W 6-0 VMI<sup>3</sup>  
*<sup>1</sup>Played in Roanoke, Va.*  
*<sup>2</sup>Played in Richmond, Va.*  
*<sup>3</sup>Played in Roanoke, Va.*

## 1937 (5-5)

9/18 W 27-7 ROANOKE COLLEGE  
 9/25 L 0-25 Duke\*<sup>1</sup>  
 10/2 L 0-27 at Tennessee  
 10/9 L 0-12 William & Mary<sup>2</sup>  
 10/16 L 7-13 at NC State\*  
 10/23 W 19-7 WASHINGTON & LEE\*  
 10/30 W 31-0 HAMPDEN-SYDNEY  
 11/6 L 7-12 at Richmond\*  
 11/13 W 14-7 at Virginia  
 11/25 W 12-6 VMI<sup>3</sup>  
*<sup>1</sup>Played in Greensboro, N.C.*  
*<sup>2</sup>Played in Richmond, Va.*  
*<sup>3</sup>Played in Roanoke, Va.*

## 1938 (3-5-2)

Coach: Henry B. Redd  
 9/17 W 33-0 EMORY & HENRY  
 9/24 L 0-18 Duke\*<sup>1</sup>  
 10/1 L 0-39 at Army  
 10/8 W 27-0 William & Mary<sup>2</sup>  
 10/15 L 6-14 VIRGINIA  
 10/22 L 0-6 at Washington & Lee\*  
 10/29 W 7-0 NC STATE\*  
 11/5 L 0-7 at North Carolina\*  
 11/11 T 0-0 at Richmond\*  
 11/24 T 2-2 VMI<sup>3</sup>  
*<sup>1</sup>Played in Greensboro, N.C.*  
*<sup>2</sup>Played in Richmond, Va.*  
*<sup>3</sup>Played in Roanoke, Va.*

## 1939 (4-5-1)

Coach: Henry B. Redd  
 9/23 W 26-0 RANDOLPH-MACON  
 9/30 L 0-20 at Marshall  
 10/7 L 6-13 North Carolina<sup>1</sup>  
 10/14 T 6-6 William & Mary<sup>2</sup>  
 10/21 W 28-0 CENTRE  
 10/28 L 0-6 Washington & Lee<sup>3</sup>  
 11/4 W 20-7 FURMAN\*  
 11/11 L 0-13 at Richmond\*  
 11/18 W 13-0 at Virginia  
 11/30 L 7-19 VMI<sup>4</sup>  
*<sup>1</sup>Played in Norfolk, Va.*  
*<sup>2</sup>Played in Richmond, Va.*  
*<sup>3</sup>Played in Lynchburg, Va.*  
*<sup>4</sup>Played in Roanoke, Va.*

# 1940s

## 1940 (5-5)

Coach: Henry B. Redd  
 9/21 W 34-12 CATAWBA  
 9/28 L 7-13 at Marshall  
 10/5 L 7-13 RICHMOND\*  
 10/12 L 13-20 William & Mary<sup>1</sup>  
 10/19 L 4-46 at Georgetown  
 10/26 W 21-0 Washington & Lee<sup>2</sup>  
 11/2 W 19-21 VIRGINIA<sup>3</sup>  
 11/9 W 38-21 FURMAN\*  
 11/16 W 10-6 at Centre

11/21 L 0-14 VMI<sup>4</sup>  
*<sup>1</sup>Played in Richmond, Va.*  
*<sup>2</sup>Played in Lynchburg, Va.*  
*<sup>3</sup>Played in Norfolk, Va.*  
*<sup>4</sup>Played in Roanoke, Va.*

## 1941 (6-4)

Coach: James R. Kitts  
 9/20 W 22-2 CATAWBA  
 9/27 L 14-37 Kentucky<sup>1</sup>  
 10/4 W 3-0 GEORGETOWN  
 10/11 L 7-16 William & Mary<sup>2</sup>  
 10/18 W 16-0 at Davidson\*  
 10/25 W 13-3 Washington & Lee<sup>3</sup>  
 11/1 L 0-34 VIRGINIA\*  
 11/8 W 14-13 NC State<sup>5</sup>  
 11/20 L 10-15 VMI<sup>6</sup>  
 11/29 W 13-0 RICHMOND\*  
*<sup>1</sup>Played in Louisville, Ky.*  
*<sup>2</sup>Played in Richmond, Va.*  
*<sup>3</sup>Played in Lynchburg, Va.*  
*<sup>4</sup>Played in Norfolk, Va.*  
*<sup>5</sup>Played in Winston-Salem, N.C.*  
*<sup>6</sup>Played in Lynchburg, Va.*

## 1942 (7-2-1)

Coaches: S.D. Tilson/H.M. McEver  
 9/19 W 28-14 CATAWBA  
 9/26 W 7-6 at Furman\*  
 10/3 L 7-21 WILLIAM & MARY\*  
 10/10 W 16-0 DAVIDSON\*  
 10/17 T 21-21 Kentucky<sup>1</sup>  
 10/24 W 19-6 Washington & Lee<sup>2</sup>  
 10/31 W 20-14 Virginia<sup>3</sup>  
 11/7 W 16-7 at Richmond\*  
 11/14 L 7-19 at Army  
 11/26 W 20-6 VMI<sup>4</sup>  
*<sup>1</sup>Played in Roanoke, Va.*  
*<sup>2</sup>Played in Lynchburg, Va.*  
*<sup>3</sup>Played in Norfolk, Va.*  
*<sup>4</sup>Played in Roanoke, Va.*

## 1945 (2-6)

Coach: H.M. McEver  
 10/6 L 0-14 North Carolina<sup>1</sup>  
 10/13 L 0-38 William & Mary<sup>2</sup>  
 10/20 W 21-13 MARYLAND\*  
 10/27 L 13-31 Virginia<sup>3</sup>  
 11/3 L 0-6 at NC State\*  
 11/10 L 0-35 at Clemson\*  
 11/17 W 44-6 RICHMOND\*  
 11/22 L 0-7 VMI<sup>4</sup>  
*<sup>1</sup>Played in Roanoke, Va.*  
*<sup>2</sup>Played in Richmond, Va.*  
*<sup>3</sup>Played in Roanoke, Va.*  
*<sup>4</sup>Played in Roanoke, Va.*

## 1946 (3-4-3)

Coach: James R. Kitts  
 9/28 T 14-14 at North Carolina\*  
 10/5 T 21-21 Virginia<sup>1</sup>  
 10/12 L 0-49 at William & Mary\*  
 10/18 L 0-6 at Maryland\*  
 10/26 W 14-6 NC STATE\*  
 11/2 L 7-14 CLEMSON\*  
 11/9 W 13-7 Washington & Lee<sup>2</sup>  
 11/16 T 7-7 at Richmond\*  
 11/28 W 20-7 VMI<sup>3</sup>  
**Sun Bowl (El Paso, Texas)**  
 1/1 L 6-18 Cincinnati  
*<sup>1</sup>Played in Roanoke, Va.*  
*<sup>2</sup>Played in Lynchburg, Va.*  
*<sup>3</sup>Played in Roanoke, Va.*

## 1947 (4-5)

Coach: James R. Kitts  
 9/27 W 20-6 FURMAN\*  
 10/4 L 7-41 Virginia<sup>1</sup>  
 10/11 L 7-21 William & Mary<sup>2</sup>  
 10/18 L 0-40 at Army  
 10/25 L 19-21 MARYLAND\*  
 10/31 W 42-6 at GEORGE-WASH\*  
 11/8 W 27-14 Washington & Lee<sup>3</sup>  
 11/15 W 26-14 RICHMOND\*



# YEAR-BY-YEAR SCORES & RESULTS

11/27 L 14-28 VMI<sup>4</sup>  
<sup>1</sup>Played in Roanoke, Va.  
<sup>2</sup>Played in Richmond, Va.  
<sup>3</sup>Played in Lynchburg, Va.  
<sup>4</sup>Played in Roanoke, Va.

**1948 (0-8-1)**  
 Coach: Robert C. McNeish  
 9/25 L 0-13 GEORGE-WASH\*  
 10/2 L 0-28 Virginia<sup>1</sup>  
 10/9 L 0-28 Maryland<sup>2</sup>  
 10/16 L 0-30 WILLIAM & MARY\*  
 10/23 L 0-7 Duke<sup>3</sup>  
 10/30 L 7-49 at Army  
 11/6 L 7-14 Washington & Lee<sup>4</sup>  
 11/13 T 7-7 at Richmond\*  
 11/25 L 7-33 VMI<sup>5</sup>  
<sup>1</sup>Played in Roanoke, Va.  
<sup>2</sup>Played in Washington, D.C.  
<sup>3</sup>Played in Roanoke, Va.  
<sup>4</sup>Played in Lynchburg, Va.  
<sup>5</sup>Played in Roanoke, Va.

**1949 (1-7-2)**  
 Coach: Robert C. McNeish  
 9/17 L 14-33 Quantico<sup>1</sup>  
 9/24 L 7-34 MARYLAND\*  
 10/1 L 13-39 at William & Mary\*  
 10/8 L 0-26 Virginia<sup>2</sup>  
 10/15 L 14-24 GEORGE-WASH\*  
 10/22 L 7-55 at Duke\*  
 10/29 L 13-14 NC STATE<sup>3</sup>  
 11/5 T 6-6 Washington & Lee<sup>4</sup>  
 11/12 W 28-13 at Richmond\*  
 11/24 T 28-28 VMI<sup>5</sup>  
<sup>1</sup>Played in Alexandria, Va.  
<sup>2</sup>Played in Roanoke, Va.  
<sup>3</sup>Played in Norfolk, Va.  
<sup>4</sup>Played in Lynchburg, Va.  
<sup>5</sup>Played in Roanoke, Va.

## 1950s

**1950 (0-10)**  
 Coaches: Robert C. McNeish/Allan M. Learned  
 9/30 L 21-61 QUANTICO  
 10/7 L 6-45 Virginia<sup>1</sup>  
 10/13 L 7-42 at GEORGE-WASH\*  
 10/21 L 0-54 WILLIAM & MARY\*  
 10/28 L 6-34 at NC STATE\*  
 11/4 L 7-25 at Washington & Lee\*  
 11/11 L 12-32 RICHMOND\*  
 11/18 L 6-47 Duke<sup>2</sup>  
 11/23 L 0-27 VMI<sup>3</sup>  
 12/2 L 7-63 at Maryland\*  
<sup>1</sup>Played in Roanoke, Va.  
<sup>2</sup>Played in Winston-Salem, N.C.  
<sup>3</sup>Played in Roanoke, Va.

**1951 (2-8)**  
 Coach: Frank O. Moseley  
 9/15 W 18-12 Marshall<sup>1</sup>  
 9/29 L 20-32 DAVIDSON\*  
 10/6 L 0-33 Virginia<sup>2</sup>  
 10/12 L 13-38 GEORGE-WASH\*<sup>3</sup>  
 10/20 L 6-55 Duke<sup>4</sup>  
 10/27 L 14-19 NC STATE\*  
 11/3 L 0-60 Washington & Lee<sup>5</sup>  
 11/10 L 7-28 at William & Mary\*  
 11/17 W 20-14 RICHMOND\*  
 11/22 L 7-20 VMI<sup>6</sup>  
<sup>1</sup>Played in Bluefield, W.Va.  
<sup>2</sup>Played in Roanoke, Va.  
<sup>3</sup>Played in Alexandria, Va.  
<sup>4</sup>Played in Norfolk, Va.  
<sup>5</sup>Played in Richmond, Va.  
<sup>6</sup>Played in Roanoke, Va.

**1952 (5-6)**  
 Coach: Frank O. Moseley  
 9/13 W 19-14 Marshall<sup>1</sup>  
 9/20 W 27-14 at Davidson\*  
 9/27 W 14-7 at The Citadel\*  
 10/4 L 0-42 Virginia<sup>2</sup>  
 10/11 L 0-33 at Alabama  
 10/18 L 0-6 GEORGE-WASH\*  
 10/25 L 27-34 at Washington & Lee\*  
 11/1 W 20-2 at Richmond\*  
 11/8 L 15-35 WILLIAM & MARY\*  
 11/15 L 7-27 at West Virginia\*  
 11/27 W 26-7 VMI<sup>3</sup>  
<sup>1</sup>Played in Bluefield, W.Va.  
<sup>2</sup>Played in Roanoke, Va.  
<sup>3</sup>Played in Roanoke, Va.

**1953 (5-5)**  
 Coach: Frank O. Moseley  
 9/19 W 7-0 Marshall<sup>1</sup>  
 9/26 W 20-6 at Virginia  
 10/3 L 13-20 at Rutgers  
 10/10 W 21-7 RICHMOND\*  
 10/17 L 7-13 at William & Mary\*  
 10/24 W 32-12 WASHINGTON & LEE\*  
 10/30 W 22-0 The Citadel<sup>2</sup>  
 11/7 L 7-12 West Virginia<sup>3</sup>  
 11/13 L 0-26 at Miami  
 11/26 L 13-28 VMI<sup>4</sup>  
<sup>1</sup>Played in Bluefield, W.Va.  
<sup>2</sup>Played in Roanoke, Va.  
<sup>3</sup>Played in Bluefield, W.Va.  
<sup>4</sup>Played in Roanoke, Va.

**1954 (8-0-1)**  
 Coach: Frank O. Moseley  
 9/18 W 30-21 NC STATE  
 9/25 W 32-0 Wake Forest<sup>1</sup>  
 10/2 W 18-7 at Clemson  
 10/16 W 19-12 at Richmond\*  
 10/23 W 6-0 Virginia<sup>2</sup>  
 10/30 T 7-7 WILLIAM & MARY\*  
 11/5 W 20-13 at GEORGE-WASH\*  
 11/13 W 20-6 WAYNESBURG  
 11/25 W 46-9 VMI<sup>3</sup>  
<sup>1</sup>Played in Richmond, Va.  
<sup>2</sup>Played in Roanoke, Va.  
<sup>3</sup>Played in Roanoke, Va.

**1955 (6-3-1)**  
 Coach: Frank O. Moseley  
 9/17 L 0-13 at Wake Forest  
 9/24 W 33-0 at Pennsylvania  
 10/1 W 14-7 at William & Mary\*  
 10/8 W 24-20 at Florida State  
 10/15 T 7-7 RICHMOND\*  
 10/22 W 17-13 Virginia<sup>1</sup>  
 10/29 L 7-13 GEORGE-WASH\*  
 11/5 L 16-21 Clemson<sup>2</sup>  
 11/12 W 34-26 NC STATE<sup>3</sup>  
 11/24 W 39-13 VMI<sup>4</sup>  
<sup>1</sup>Played in Roanoke, Va.  
<sup>2</sup>Played in Roanoke, Va.  
<sup>3</sup>Played in Bluefield, W.Va.  
<sup>4</sup>Played in Roanoke, Va.

**1956 (7-2-1)**  
 Coach: Frank O. Moseley  
 9/15 W 37-2 East Carolina<sup>1</sup>  
 9/22 L 14-21 at Tulane  
 9/29 W 35-6 NC STATE<sup>2</sup>  
 10/6 W 20-7 at Florida State  
 10/13 W 34-7 WILLIAM & MARY\*  
 10/20 W 46-14 at Richmond\*  
 10/27 W 14-7 Virginia<sup>3</sup>  
 11/3 L 6-21 at Clemson  
 11/10 T 13-13 WAKE FOREST  
 11/22 W 45-0 VMI<sup>4</sup>  
<sup>1</sup>Played in Bluefield, W.Va.  
<sup>2</sup>Played in Norfolk, Va.  
<sup>3</sup>Played in Roanoke, Va.  
<sup>4</sup>Played in Roanoke, Va.

**1957 (4-6)**  
 Coach: Frank O. Moseley  
 9/20 W 14-13 at Tulane  
 9/28 L 0-14 at West Virginia\*  
 10/5 L 7-13 at William & Mary\*  
 10/12 W 21-14 VILLANOVA  
 10/19 L 7-38 Virginia<sup>1</sup>  
 10/26 L 7-20 at Florida State  
 11/2 W 42-7 RICHMOND\*  
 11/9 W 10-3 at Wake Forest  
 11/16 L 0-12 NC STATE<sup>2</sup>  
 11/28 L 6-14 VMI<sup>3</sup>  
<sup>1</sup>Played in Richmond, Va.  
<sup>2</sup>Played in Roanoke, Va.  
<sup>3</sup>Played in Roanoke, Va.

**1958 (5-4-1)**  
 Coach: Frank O. Moseley  
 9/20 W 28-12 West Texas State<sup>1</sup>  
 9/27 L 6-13 Wake Forest<sup>2</sup>  
 10/4 W 27-15 WILLIAM & MARY\*  
 10/11 W 22-13 Virginia<sup>3</sup>  
 10/18 L 0-28 at Florida State  
 10/25 L 20-21 West Virginia<sup>4</sup>  
 11/1 T 14-14 at NC State  
 11/8 W 27-23 RICHMOND\*  
 11/15 L 0-41 at Southern Miss  
 11/27 W 21-16 VMI<sup>5</sup>  
<sup>1</sup>Played in Roanoke, Va.  
<sup>2</sup>Played in Norfolk, Va.  
<sup>3</sup>Played in Roanoke, Va.  
<sup>4</sup>Played in Richmond, Va.  
<sup>5</sup>Played in Roanoke, Va.

**1959 (6-4)**  
 Coach: Frank O. Moseley  
 9/19 L 13-15 NC STATE<sup>1</sup>  
 9/26 L 18-27 at Wake Forest  
 10/3 W 20-14 William & Mary<sup>2</sup>  
 10/10 L 6-7 FLORIDA STATE  
 10/17 W 40-14 Virginia<sup>3</sup>  
 10/24 W 24-14 at Villanova  
 10/31 W 51-29 RICHMOND\*  
 11/7 W 26-21 at West Texas State  
 11/14 W 12-0 at West Virginia\*  
 11/26 L 12-37 VMI<sup>4</sup>  
<sup>1</sup>Played in Norfolk, Va.  
<sup>2</sup>Played in Roanoke, Va.  
<sup>3</sup>Played in Richmond, Va.  
<sup>4</sup>Played in Roanoke, Va.

## 1960s

**1960 (6-4)**  
 Coach: Frank O. Moseley  
 9/17 L 14-29 at NC State  
 9/24 W 15-0 West Virginia<sup>1</sup>  
 10/1 L 7-13 at Clemson  
 10/8 W 22-13 WAKE FOREST  
 10/15 W 27-0 at William & Mary\*  
 10/22 W 40-6 Virginia<sup>2</sup>  
 10/29 W 20-0 at Richmond\*  
 11/5 L 7-9 DAVIDSON\*  
 11/11 L 8-21 at GEORGE-WASH\*  
 11/24 W 13-12 VMI<sup>3</sup>  
<sup>1</sup>Played in Richmond, Va.  
<sup>2</sup>Played in Roanoke, Va.  
<sup>3</sup>Played in Roanoke, Va.

**1961 (4-5)**  
 Coach: Jerry Claiborne  
 9/16 W 20-6 William & Mary<sup>1</sup>  
 10/7 L 0-28 at West Virginia\*  
 10/14 L 14-27 at Tulane  
 10/21 W 20-0 Virginia<sup>2</sup>  
 10/28 W 10-7 FLORIDA STATE  
 11/4 L 0-11 at Richmond\*  
 11/11 L 15-24 at Wake Forest  
 11/17 W 14-3 GEORGE WASH\*  
 11/23 L 0-6 VMI<sup>3</sup>  
<sup>1</sup>Played in Roanoke, Va.

<sup>2</sup>Played in Roanoke, Va.  
<sup>3</sup>Played in Roanoke, Va.

**1962 (5-5)**  
 Coach: Jerry Claiborne  
 9/15 L 0-3 at William & Mary\*  
 9/22 W 15-14 GEORGE-WASH\*<sup>1</sup>  
 9/29 L 0-14 West Virginia<sup>2</sup>  
 10/6 W 20-15 Virginia<sup>3</sup>  
 10/13 W 13-7 RICHMOND\*  
 10/20 L 12-20 at Army  
 10/27 L 7-20 at Florida State  
 11/3 W 24-22 at Tulane  
 11/10 W 37-8 WAKE FOREST  
 11/22 L 9-14 VMI<sup>4</sup>  
<sup>1</sup>Played in Roanoke, Va.  
<sup>2</sup>Played in Richmond, Va.  
<sup>3</sup>Played in Roanoke, Va.  
<sup>4</sup>Played in Roanoke, Va.

**1963 (8-2)**  
**Southern Champs**  
 Coach: Jerry Claiborne  
 9/21 L 14-33 at Kentucky  
 9/28 W 27-0 at Wake Forest  
 10/5 W 10-0 Virginia<sup>1</sup>  
 10/11 W 22-8 at GEORGE-WASH\*  
 10/19 W 28-13 WILLIAM & MARY\*  
 10/26 W 31-23 at Florida State  
 11/2 W 14-13 at Richmond\*  
 11/9 L 7-13 at NC State  
 11/16 W 28-3 at West Virginia\*  
 11/28 W 35-20 VMI<sup>2</sup>  
<sup>1</sup>Played in Roanoke, Va.  
<sup>2</sup>Played in Roanoke, Va.

**1964 (6-4)**  
 Coach: Jerry Claiborne  
 9/19 W 18-14 at Tampa  
 9/26 L 21-38 Wake Forest<sup>1</sup>  
 10/3 L 17-20 at Virginia  
 10/10 W 33-0 GEORGE-WASH\*  
 10/17 L 10-23 WEST VIRGINIA\*  
 10/24 W 20-11 FLORIDA STATE  
 10/31 W 27-20 at William & Mary\*  
 11/7 W 28-19 NC STATE  
 11/14 L 15-20 at Syracuse  
 11/26 W 35-13 VMI<sup>2</sup>  
<sup>1</sup>Played in Roanoke, Va.  
<sup>2</sup>Played in Roanoke, Va.

**1965 (7-3)**  
 Coach: Jerry Claiborne  
 9/18 W 12-3 Wake Forest<sup>1</sup>  
 9/25 W 25-7 at Richmond  
 10/2 W 9-7 WILLIAM & MARY  
 10/9 W 17-12 at GEORGE-WASH  
 10/16 L 10-21 at Vanderbilt  
 10/23 W 22-14 VIRGINIA  
 10/30 L 6-7 at Florida State  
 11/6 L 22-31 at West Virginia  
 11/13 W 21-19 VILLANOVA  
 11/25 W 44-13 VMI<sup>2</sup>  
<sup>1</sup>Played in Roanoke, Va.  
<sup>2</sup>Played in Roanoke, Va.

**1966 (8-2-1)**  
 Coach: Jerry Claiborne  
 9/17 L 0-13 at Tulane  
 9/24 W 49-0 GEORGE-WASH  
 10/1 T 13-13 WEST VIRGINIA  
 10/8 W 7-0 at Kentucky  
 10/15 W 21-6 Vanderbilt<sup>1</sup>  
 10/22 W 24-7 at Virginia  
 10/29 W 23-21 FLORIDA STATE  
 11/5 W 11-0 at Wake Forest  
 11/12 W 20-18 at William & Mary  
 11/24 W 70-12 VMI<sup>2</sup>  
**Liberty Bowl (Memphis, Tenn.)**  
 12/10 L 7-14 Miami  
<sup>1</sup>Played in Richmond, Va.  
<sup>2</sup>Played in Roanoke, Va.

**1967 (7-3)**  
 Coach: Jerry Claiborne  
 9/16 W 13-3 at Tampa  
 9/23 W 31-7 WILLIAM & MARY  
 9/30 W 15-9 at Kansas State  
 10/7 W 3-0 VILLANOVA  
 10/14 W 24-14 at Kentucky  
 10/21 W 45-14 RICHMOND  
 10/28 W 20-7 at West Virginia  
 11/4 L 7-14 MIAMI  
 11/11 L 15-38 at Florida State  
 11/23 L 10-12 VMI<sup>1</sup>  
<sup>1</sup>Played in Roanoke, Va.

**1968 (7-4)**  
 Coach: Jerry Claiborne  
 9/21 L 7-14 Alabama<sup>1</sup>  
 9/28 W 12-0 at William & Mary  
 10/5 L 19-34 KANSAS STATE  
 10/12 W 7-6 WAKE FOREST  
 10/18 L 8-13 at Miami  
 10/26 W 27-12 WEST VIRGINIA  
 11/2 W 40-22 at Florida State  
 11/9 W 31-18 RICHMOND  
 11/16 W 17-6 at South Carolina  
 11/28 W 55-6 VMI<sup>2</sup>  
**Liberty Bowl (Memphis, Tenn.)**  
 12/14 L 17-34 Mississippi  
<sup>1</sup>Played in Birmingham, Ala.  
<sup>2</sup>Played in Roanoke, Va.

**1969 (4-5-1)**  
 Coach: Jerry Claiborne  
 9/20 L 13-17 ALABAMA  
 9/27 L 10-16 at Wake Forest  
 10/4 L 10-17 at Richmond  
 10/11 L 6-7 KENTUCKY  
 10/18 L 16-17 SOUTH CAROLINA  
 10/25 W 21-7 at Buffalo  
 11/1 W 48-7 William & Mary<sup>1</sup>  
 11/8 T 10-10 FLORIDA STATE  
 11/15 W 48-12 Duke<sup>2</sup>  
 11/27 W 52-0 VMI<sup>3</sup>  
<sup>1</sup>Played in Roanoke, Va.  
<sup>2</sup>Played in Norfolk, Va.  
<sup>3</sup>Played in Roanoke, Va.

## 1970s

**1970 (5-6)**  
 Coach: Jerry Claiborne  
 9/12 L 0-7 VIRGINIA  
 9/19 L 18-51 Alabama<sup>1</sup>  
 9/26 L 20-21 MEMPHIS  
 10/3 L 7-24 at South Carolina  
 10/10 L 9-28 at Wake Forest  
 10/17 W 17-14 TULSA  
 10/24 W 31-14 BUFFALO  
 10/31 W 35-14 at William & Mary  
 11/7 W 34-7 VILLANOVA  
 11/14 L 8-34 at Florida State  
 11/21 W 20-14 VMI<sup>2</sup>  
<sup>1</sup>Played in Birmingham, Ala.  
<sup>2</sup>Played in Roanoke, Va.

**1971 (4-7)**  
 Coach: Charlie Coffey  
 9/18 L 9-20 WAKE FOREST  
 9/25 L 16-24 at Oklahoma State  
 10/2 L 3-17 FLORIDA STATE  
 10/9 L 39-46 at Tulsa  
 10/16 W 41-30 WILLIAM & MARY  
 10/23 W 37-29 OHIO  
 10/30 L 27-33 at Kentucky  
 11/6 W 6-0 at Houston  
 11/13 L 29-56 at Houston  
 11/20 L 8-17 SOUTHERN MISS  
 11/27 W 34-0 VMI<sup>1</sup>  
<sup>1</sup>Played in Roanoke, Va.

**1972 (6-4-1)**

Coach: Charlie Coffey  
 9/16 L 20-24 at Virginia  
 9/23 L 15-27 at Florida State  
 9/30 W 13-10 SMU  
 10/7 T 27-27 HOUSTON  
 10/14 W 34-32 OKLAHOMA STATE  
 10/21 W 53-21 at Ohio  
 10/28 L 16-17 William & Mary<sup>1</sup>  
 11/4 W 27-14 SOUTHERN MISS  
 11/11 W 45-20 SOUTH CAROLINA  
 11/18 L 13-52 at Alabama  
 11/25 W 44-9 at Wake Forest  
<sup>1</sup>Played in Richmond, Va.

**1973 (2-9)**

Coach: Charlie Coffey  
 9/8 L 24-31 WILLIAM & MARY  
 9/15 L 26-31 at Kentucky  
 9/22 L 10-24 at West Virginia  
 9/29 L 6-37 at SMU  
 10/6 L 24-27 SOUTH CAROLINA  
 10/12 L 27-54 at Houston  
 10/20 W 27-15 VIRGINIA  
 10/27 L 6-77 at Alabama  
 11/3 L 16-49 at Memphis  
 11/10 W 36-13 FLORIDA STATE  
 11/17 L 21-22 VMI

**1974 (4-7)**

Coach: Jimmy Sharpe  
 9/14 L 7-38 KENTUCKY  
 9/21 L 25-28 at SMU  
 9/28 L 12-49 HOUSTON  
 10/5 L 17-22 VMI<sup>1</sup>  
 10/12 W 31-17 at South Carolina  
 10/19 L 27-28 at Virginia  
 10/26 W 41-7 RICHMOND  
 11/1 L 7-14 at Miami  
 11/9 W 34-15 at William & Mary  
 11/16 W 56-21 at Florida State  
 11/23 L 21-22 WEST VIRGINIA  
<sup>1</sup>Played in Richmond, Va.

**1975 (8-3)**

Coach: Jimmy Sharpe  
 9/13 L 8-27 at Kentucky  
 9/20 L 11-17 at Kent State  
 9/27 W 21-9 RICHMOND  
 10/4 W 23-16 at Auburn  
 10/11 W 13-10 FLORIDA STATE  
 10/18 W 24-17 VIRGINIA  
 10/25 L 7-10 at West Virginia  
 11/1 W 24-7 William & Mary<sup>1</sup>  
 11/8 W 34-28 at Houston  
 11/15 W 33-0 VMI  
 11/22 W 40-10 WAKE FOREST  
<sup>1</sup>Played in Norfolk, Va.

**1976 (6-5)**

Coach: Jimmy Sharpe  
 9/4 W 23-6 at Wake Forest  
 9/11 L 0-19 at Texas A&M  
 9/18 W 16-7 SOUTHERN MISS  
 10/2 L 15-27 WILLIAM & MARY  
 10/9 W 37-7 VMI<sup>1</sup>  
 10/16 W 14-10 at Virginia  
 10/23 W 24-14 KENT STATE  
 10/30 W 42-7 WEST VIRGINIA  
 11/6 L 31-35 TULSA  
 11/13 L 0-16 at Richmond  
 11/20 L 21-28 at Florida State  
<sup>1</sup>Played in Richmond, Va.

**1977 (3-7-1)**

Coach: Jimmy Sharpe  
 9/17 L 6-27 TEXAS A&M  
 9/24 L 20-21 at Memphis  
 10/1 L 13-31 CLEMSON  
 10/8 W 17-8 William & Mary<sup>1</sup>  
 10/15 T 14-14 VIRGINIA  
 10/22 L 14-17 at Richmond  
 10/29 L 0-32 at Kentucky  
 11/5 L 21-23 FLORIDA STATE

11/12 L 14-20 at West Virginia  
 11/19 W 28-10 WAKE FOREST  
 11/26 W 27-7 VMI  
<sup>1</sup>Played in Richmond, Va.

**1978 (4-7)**

Coach: Bill Dooley  
 9/9 L 33-35 TULSA  
 9/16 W 28-6 at Wake Forest  
 9/23 L 7-18 AUBURN  
 9/30 W 22-19 WILLIAM & MARY  
 10/7 L 7-38 at Clemson  
 10/14 W 16-3 WEST VIRGINIA  
 10/21 L 7-17 at Virginia  
 10/28 L 0-35 at Alabama  
 11/4 L 0-28 KENTUCKY  
 11/11 L 14-24 at Florida State  
 11/18 W 28-2 VMI

**1979 (5-6)**

Coach: Bill Dooley  
 9/8 W 15-14 at Louisville  
 9/15 W 41-32 APPALACHIAN STATE  
 9/22 W 35-14 WILLIAM & MARY  
 9/29 L 10-17 FLORIDA STATE  
 10/6 L 14-19 WAKE FOREST  
 10/13 L 0-21 CLEMSON  
 10/20 W 34-0 RICHMOND  
 10/27 L 7-31 at Alabama  
 11/3 L 23-34 at West Virginia  
 11/10 L 18-20 at Virginia  
 11/17 W 27-20 VMI

**1980s****1980 (8-4)**

9/6 W 16-7 at Wake Forest  
 9/13 W 35-7 ETSU  
 9/20 W 7-3 WILLIAM & MARY  
 9/27 W 38-6 JAMES MADISON  
 10/4 L 10-13 at Clemson  
 10/11 W 34-7 RHODE ISLAND  
 10/18 W 30-0 VIRGINIA  
 10/25 L 7-18 at Richmond  
 11/1 W 34-11 WEST VIRGINIA  
 11/8 L 7-31 at Florida State  
 11/15 W 21-6 VMI<sup>1</sup>  
**Peach Bowl (Atlanta, Ga.)**  
 1/2 L 10-20 Miami  
<sup>1</sup>Played in Norfolk, Va.

**1981 (7-4)**

Coach: Bill Dooley  
 9/12 W 28-12 RICHMOND  
 9/19 W 47-3 WILLIAM & MARY  
 9/26 W 30-14 WAKE FOREST  
 10/3 W 17-13 MEMPHIS  
 10/10 L 7-14 at Duke  
 10/17 L 6-27 at West Virginia  
 10/24 W 34-12 APPALACHIAN STATE  
 10/31 W 29-3 at Kentucky  
 11/14 L 14-21 at Miami  
 11/21 L 0-6 VMI  
 11/28 W 20-3 at Virginia

**1982 (7-4)**

Coach: Bill Dooley  
 9/4 W 20-9 at Richmond  
 9/18 L 8-14 MIAMI  
 9/25 W 47-3 WILLIAM & MARY  
 10/2 L 10-13 WAKE FOREST  
 10/9 W 22-21 at Duke  
 10/16 L 6-16 WEST VIRGINIA  
 10/23 W 34-0 APPALACHIAN STATE  
 10/30 W 29-3 KENTUCKY  
 11/13 L 0-45 at Vanderbilt  
 11/20 W 14-3 VMI<sup>1</sup>  
 11/25 W 21-14 VIRGINIA  
<sup>1</sup>Played in Norfolk, Va.

**1983 (9-2)**

Coach: Bill Dooley  
 9/10 L 6-13 WAKE FOREST

9/17 W 17-10 at Memphis  
 9/24 W 28-0 VMI  
 10/1 W 31-0 LOUISVILLE  
 10/8 W 27-14 DUKE  
 10/15 L 0-13 at West Virginia  
 10/22 W 38-0 RICHMOND  
 10/29 W 59-21 WILLIAM & MARY  
 11/5 W 26-10 at Tulane  
 11/12 W 21-10 VANDERBILT  
 11/19 W 48-0 at Virginia

**1984 (8-4)**

Coach: Bill Dooley  
 9/8 W 21-20 at Wake Forest  
 9/15 L 7-14 WEST VIRGINIA  
 9/22 W 21-13 RICHMOND  
 9/29 L 23-26 VIRGINIA  
 10/6 W 54-7 VMI<sup>1</sup>  
 10/13 W 27-0 DUKE  
 10/20 W 38-14 WILLIAM & MARY  
 10/27 W 9-7 at Temple  
 11/3 W 13-6 TULANE  
 11/10 L 10-17 at Clemson  
 11/17 W 23-3 at Vanderbilt  
**Independence Bowl (Shreveport, La.)**  
 12/15 L 7-23 Air Force  
<sup>1</sup>Played in Norfolk, Va.

**1985 (6-5)**

Coach: Bill Dooley  
 8/31 L 14-31 at Cincinnati  
 9/7 L 14-24 RICHMOND  
 9/14 L 17-20 CLEMSON  
 9/28 W 24-14 SYRACUSE  
 10/5 L 9-24 at West Virginia  
 10/12 W 40-10 WILLIAM & MARY  
 10/19 W 28-10 at Virginia  
 10/26 L 18-35 at Florida  
 11/2 W 31-10 MEMPHIS  
 11/9 W 41-17 LOUISVILLE  
 11/16 W 38-24 at Vanderbilt

**1986 (10-1-1)\***

Coach: Bill Dooley  
 9/6 L 20-24 CINCINNATI  
 9/13 W 20-14 at Clemson  
 9/20 W 26-17 at Syracuse  
 9/27 W 37-10 ETSU  
 10/4 W 13-7 WEST VIRGINIA  
 10/11 T 27-27 SOUTH CAROLINA  
 10/18 F, 13-29<sup>†</sup> Temple<sup>†</sup>  
 10/25 W 42-10 VIRGINIA  
 11/1 W 17-15 KENTUCKY  
 11/8 W 17-10 at Richmond  
 11/15 W 29-21 VANDERBILT  
**Peach Bowl (Atlanta, Ga.)**  
 12/31 W 25-24 NC State  
<sup>†</sup>Temple forfeited due to ineligible player

**1987 (2-9)**

Coach: Frank Beamer  
 9/12 L 10-22 CLEMSON  
 9/19 L 13-14 at Virginia  
 9/26 L 21-35 SYRACUSE  
 10/3 W 31-11 NAVY  
 10/10 L 10-40 at South Carolina  
 10/17 L 23-32 EAST CAROLINA  
 10/24 L 38-57 at Tulane  
 10/31 L 7-14 at Kentucky  
 11/7 L 16-28 at West Virginia  
 11/14 L 13-27 at Miami  
 11/21 W 21-20 CINCINNATI

**1988 (3-8)**

Coach: Frank Beamer  
 9/3 L 7-40 at Clemson  
 9/10 W 27-16 EAST CAROLINA  
 9/17 L 13-35 at Southern Miss  
 9/24 L 0-35 at Syracuse  
 10/1 L 10-22 WEST VIRGINIA  
 10/8 L 24-26 SOUTH CAROLINA  
 10/15 W 41-14 at Cincinnati

10/29 L 10-16 VIRGINIA  
 11/5 L 3-13 at Louisville  
 11/12 L 14-41 at Florida State  
 11/19 W 27-6 JAMES MADISON

**1989 (6-4-1)**

Coach: Frank Beamer  
 9/2 W 29-3 AKRON  
 9/9 T 17-17 at South Carolina  
 9/16 L 7-27 CLEMSON  
 9/23 W 23-0 TEMPLE  
 10/7 W 12-10 at West Virginia  
 10/14 L 7-41 FLORIDA STATE  
 10/21 L 10-14 at East Carolina  
 10/28 W 30-13 TULANE  
 11/4 W 18-0 VANDERBILT  
 11/11 L 25-32 at Virginia  
 11/18 W 25-23 at NC State

**1990s****1990 (6-5)**

Coach: Frank Beamer  
 9/1 L 13-20 at Maryland  
 9/8 W 21-7 BOWLING GREEN  
 9/15 W 24-23 at East Carolina  
 9/22 L 24-35 SOUTH CAROLINA  
 9/29 L 28-39 at Florida State  
 10/6 W 26-21 WEST VIRGINIA  
 10/20 L 28-31 at Temple  
 10/27 W 20-16 SOUTHERN MISS  
 11/3 W 20-16 NC STATE  
 11/10 L 3-6 at Georgia Tech  
 11/24 W 38-13 VIRGINIA

**1991 (5-6, 1-0)**

Coach: Frank Beamer  
 8/31 W 41-12 JAMES MADISON  
 9/7 L 0-7 at NC State  
 9/21 L 21-28 at South Carolina  
 9/28 L 17-27 at Oklahoma  
 10/5 W 20-14 at West Virginia<sup>1</sup>  
 10/12 L 20-33 Florida State<sup>1</sup>  
 10/19 W 56-9 CINCINNATI  
 10/26 W 41-13 LOUISVILLE  
 11/9 W 42-24 AKRON  
 11/16 L 17-24 EAST CAROLINA  
 11/23 L 0-38 at Virginia  
<sup>1</sup>Played in Orlando, Fla.

**1992 (2-8-1, 1-4)**

Coach: Frank Beamer  
 9/5 W 49-20 JAMES MADISON  
 9/12 L 27-30 at East Carolina  
 9/19 W 26-7 at Temple<sup>1</sup>  
 9/26 L 7-16 WEST VIRGINIA<sup>1</sup>  
 10/10 L 17-21 at Louisville  
 10/17 T 13-13 NC STATE  
 10/24 L 23-43 MIAMI<sup>1</sup>  
 10/31 L 49-50 at Rutgers<sup>1</sup>  
 11/7 L 9-28 at Syracuse<sup>1</sup>  
 11/14 L 12-13 SOUTHERN MISS  
 11/21 L 38-41 VIRGINIA

**1993 (9-3, 4-3)**

Coach: Frank Beamer  
 9/4 W 33-16 BOWLING GREEN  
 9/11 W 63-21 at Pittsburgh<sup>1</sup>  
 9/18 L 2-21 at Miami<sup>1</sup>  
 9/25 W 55-28 MARYLAND  
 10/2 L 13-14 at West Virginia<sup>1</sup>  
 10/16 W 55-7 TEMPLE<sup>1</sup>  
 10/23 W 49-42 RUTGERS<sup>1</sup>  
 10/30 W 31-12 EAST CAROLINA  
 11/6 L 34-48 at Boston College<sup>1</sup>  
 11/13 W 45-24 SYRACUSE<sup>1</sup>  
 11/20 W 20-17 at Virginia  
**Independence Bowl (Shreveport, La.)**  
 12/31 W 45-20 Indiana

**1994 (8-4, 5-2)**

Coach: Frank Beamer  
 9/3 W 34-7 ARKANSAS STATE  
 9/10 W 24-14 at Southern Miss  
 9/17 W 12-7 at Boston College<sup>1</sup>  
 9/22 W 34-6 WEST VIRGINIA<sup>1</sup>  
 10/1 L 20-28 at Syracuse<sup>1</sup>  
 10/8 W 41-13 TEMPLE<sup>1</sup>  
 10/15 W 27-20 at East Carolina  
 10/22 W 45-7 PITTSBURGH<sup>1</sup>  
 10/29 L 3-24 at Miami<sup>1</sup>  
 11/12 W 41-34 RUTGERS<sup>1</sup>  
 11/19 L 23-42 VIRGINIA  
**Gator Bowl (Gainesville, Fla.)**  
 12/30 L 23-45 Tennessee

**1995 (10-2, 6-1)**

**BIG EAST Champs**  
 Coach: Frank Beamer  
 9/7 L 14-20 BOSTON COLLEGE<sup>1</sup>  
 9/16 L 0-16 CINCINNATI  
 9/23 W 13-7 MIAMI<sup>1</sup>  
 9/30 W 26-16 at Pittsburgh<sup>1</sup>  
 10/7 W 14-0 at Navy  
 10/14 W 77-27 AKRON  
 10/21 W 45-17 at Rutgers<sup>1</sup>  
 10/28 W 27-0 at West Virginia<sup>1</sup>  
 11/4 W 31-7 SYRACUSE<sup>1</sup>  
 11/11 W 38-16 Temple<sup>1</sup>  
 11/18 W 36-29 at Virginia  
**Sugar Bowl (New Orleans, La.)**  
 12/31 W 28-10 Texas  
<sup>1</sup>Played in Washington, D.C.

**1996 (10-2, 6-1)**

**BIG EAST Champs**  
 Coach: Frank Beamer  
 9/7 W 21-18 at Akron  
 9/14 W 45-7 at Boston College<sup>1</sup>  
 9/21 W 30-14 RUTGERS<sup>1</sup>  
 9/28 L 21-52 at Syracuse<sup>1</sup>  
 10/12 W 38-0 TEMPLE<sup>1</sup>  
 10/26 W 34-17 PITTSBURGH<sup>1</sup>  
 11/2 W 47-16 LA-LAFAYETTE  
 11/9 W 35-14 EAST CAROLINA  
 11/16 W 21-7 at Miami<sup>1</sup>  
 11/23 W 31-14 WEST VIRGINIA<sup>1</sup>  
 11/29 W 26-9 VIRGINIA  
**Orange Bowl (Miami Gardens, Fla.)**  
 12/31 L 21-41 Nebraska

**1997 (7-5, 5-2)**

Coach: Frank Beamer  
 8/30 W 59-19 at Rutgers<sup>1</sup>  
 9/13 W 31-3 SYRACUSE<sup>1</sup>  
 9/20 W 23-13 at Temple<sup>1</sup>  
 9/27 W 50-0 ARKANSAS STATE  
 10/4 L 17-24 MIAMI UNIVERSITY  
 10/11 W 17-7 BOSTON COLLEGE<sup>1</sup>  
 10/25 L 17-30 at West Virginia<sup>1</sup>  
 11/1 W 37-0 UAB  
 11/8 W 27-25 MIAMI<sup>1</sup>  
 11/22 L 23-30 at Pittsburgh<sup>1</sup>  
 11/29 L 20-34 at Virginia  
**Gator Bowl (Jacksonville, Fla.)**  
 1/1 L 3-42 North Carolina

**1998 (9-3, 5-2)**

Coach: Frank Beamer  
 9/5 W 38-3 EAST CAROLINA  
 9/12 W 37-0 at Clemson  
 9/19 W 27-20 (OT) at Miami<sup>1</sup>  
 9/26 W 27-7 PITTSBURGH<sup>1</sup>  
 10/8 W 17-0 at Boston College<sup>1</sup>  
 10/17 L 24-28 TEMPLE<sup>1</sup>  
 10/24 W 41-0 at UAB  
 10/31 W 27-13 WEST VIRGINIA<sup>1</sup>  
 11/14 L 26-28 at Syracuse<sup>1</sup>  
 11/21 W 47-7 RUTGERS<sup>1</sup>  
 11/28 L 32-36 VIRGINIA  
**Music City Bowl (Nashville, Tenn.)**  
 12/29 W 38-7 Alabama



# YEAR-BY-YEAR SCORES & RESULTS

## 1999 (11-1, 7-0)

### BIG EAST Champs

Coach: Frank Beamer  
 9/4 W 47-0 JAMES MADISON  
 9/11 W 31-10 UAB  
 9/23 W 31-11 CLEMSON  
 10/2 W 31-7 at Virginia  
 10/9 W 58-20 at Rutgers\*  
 10/16 W 62-0 SYRACUSE\*  
 10/30 W 30-17 at Pittsburgh\*  
 11/6 W 22-20 at West Virginia\*  
 11/13 W 43-10 MIAMI\*  
 11/20 W 62-7 at Temple\*  
 11/26 W 38-14 BOSTON COLLEGE\*  
**Sugar Bowl (New Orleans, La.)**  
 1/4 L 29-46 Florida State

## 2000s

### 2000 (11-1, 6-1)

Coach: Frank Beamer  
 8/27 GEORGIA TECH (canc.)  
 9/2 W 52-23 AKRON  
 9/7 W 45-28 at East Carolina  
 9/16 W 49-0 RUTGERS\*  
 9/30 W 48-34 at Boston College\*  
 10/7 W 35-13 TEMPLE\*  
 10/12 W 48-20 WEST VIRGINIA\*  
 10/21 W 22-14 at Syracuse\*  
 10/28 W 37-34 PITTSBURGH\*  
 11/4 L 21-41 at Miami\*  
 11/11 W 44-21 at UCF  
 11/25 W 42-21 VIRGINIA  
**Gator Bowl (Jacksonville, Fla.)**  
 1/1 W 41-20 Clemson

### 2001 (8-4, 4-3)

Coach: Frank Beamer  
 9/1 W 52-10 CONNECTICUT  
 9/8 W 31-0 WESTERN MICHIGAN  
 9/22 W 50-0 at Rutgers\*  
 9/29 W 46-14 UCF  
 10/6 W 35-0 at West Virginia\*  
 10/13 W 34-20 BOSTON COLLEGE\*  
 10/27 L 14-22 SYRACUSE\*  
 11/3 L 7-38 at Pittsburgh\*  
 11/10 W 35-0 at Temple\*  
 11/17 W 31-17 at Virginia  
 12/1 L 24-26 MIAMI\*  
**Gator Bowl (Jacksonville, Fla.)**  
 1/1 L 17-30 Florida State

### 2002 (10-4, 3-4)

Coach: Frank Beamer  
 8/25 W 63-7 ARKANSAS STATE  
 9/1 W 26-8 LSU  
 9/12 W 47-21 MARSHALL  
 9/21 W 13-3 at Texas A&M  
 9/28 W 30-0 at Western Michigan  
 10/10 W 28-23 at Boston College\*  
 10/19 W 35-14 RUTGERS\*  
 10/26 W 20-10 TEMPLE\*  
 11/2 L 21-28 PITTSBURGH\*  
 11/9 L 42-50 (3OT) at Syracuse\*  
 11/20 L 18-21 WEST VIRGINIA\*  
 11/30 W 21-9 VIRGINIA  
 12/7 L 45-56 at Miami\*  
**San Francisco Bowl (San Francisco, Calif.)**  
 12/31 W 20-13 Air Force

### 2003 (8-5, 4-3)

Coach: Frank Beamer  
 8/31 W 49-28 UCF  
 9/6 W 43-0 JAMES MADISON  
 9/18 W 35-19 TEXAS A&M  
 9/27 W 47-13 CONNECTICUT  
 10/4 W 48-22 at Rutgers\*

10/11 W 51-7 SYRACUSE\*  
 10/22 L 7-28 at West Virginia\*  
 11/1 W 31-7 MIAMI\*  
 11/8 L 28-31 at Pittsburgh\*  
 11/15 W 24-23 (OT) at Temple\*  
 11/22 L 27-34 BOSTON COLLEGE\*  
 11/29 L 21-35 at Virginia  
**Insight Bowl (Phoenix, Ariz.)**  
 12/26 L 49-52 California

### 2004 (10-3)

**ACC Champs**  
 Coach: Frank Beamer  
 8/28 L 13-24 Southern California<sup>1</sup>  
 9/11 W 63-0 WESTERN MICHIGAN  
 9/18 W 41-17 DUKE\*  
 9/25 L 16-17 NC STATE\*  
 10/2 W 19-13 WEST VIRGINIA  
 10/9 W 17-10 at Wake Forest\*  
 10/16 W 62-0 FLORIDA A&M  
 10/28 W 34-20 at Georgia Tech\*  
 11/6 W 27-24 at North Carolina\*  
 11/18 W 55-6 MARYLAND\*  
 11/27 W 24-10 VIRGINIA\*  
 12/4 W 16-10 at Miami\*  
**Sugar Bowl (New Orleans, La.)**  
 1/3 L 13-16 Auburn  
<sup>1</sup>Played in FedExField, Landover, Md.

### 2005 (11-2, 7-1)

Coach: Frank Beamer  
 9/4 W 20-16 at NC State\*  
 9/10 W 45-0 at Duke\*  
 9/17 W 45-0 OHIO  
 9/24 W 51-7 GEORGIA TECH\*  
 10/1 W 34-17 at West Virginia  
 10/8 W 41-14 MARSHALL  
 10/20 W 28-9 at Maryland\*  
 10/27 W 30-10 BOSTON COLLEGE\*  
 11/5 L 7-27 MIAMI\*  
 11/19 W 52-14 at Virginia\*  
 11/26 W 30-3 NORTH CAROLINA\*  
 12/3 L 22-27 Florida State\*  
**Gator Bowl (Jacksonville, Fla.)**  
 1/2 W 35-24 Louisville  
<sup>1</sup>Played in Jacksonville, Fla.

### 2006 (10-3, 6-2)

Coach: Frank Beamer  
 9/2 W 38-0 NORTHEASTERN  
 9/9 W 35-10 at North Carolina\*  
 9/16 W 36-0 DUKE\*  
 9/23 W 29-13 CINCINNATI  
 9/30 L 27-38 GEORGIA TECH\*  
 10/12 L 3-22 at Boston College\*  
 10/21 W 36-6 SOUTHERN MISS  
 10/26 W 24-7 CLEMSON\*  
 11/4 W 17-10 at Miami\*  
 11/11 W 23-0 KENT STATE  
 11/18 W 27-6 at Wake Forest\*  
 11/25 W 17-0 VIRGINIA\*  
**Chick-fil-A Bowl (Atlanta, Ga.)**  
 12/30 L 24-31 Georgia

### 2007 (11-3, 7-1)

**ACC Champs**  
 Coach: Frank Beamer  
 9/1 W 17-7 EAST CAROLINA  
 9/8 L 7-48 at LSU  
 9/15 W 28-7 OHIO  
 9/22 W 44-3 WILLIAM & MARY  
 9/29 W 17-10 NORTH CAROLINA\*  
 10/6 W 41-23 at Clemson\*  
 10/13 W 43-14 at Duke\*  
 10/25 L 10-14 BOSTON COLLEGE\*  
 11/1 W 27-3 at Georgia Tech\*  
 11/10 W 40-21 FLORIDA STATE\*  
 11/17 W 44-14 MIAMI\*  
 11/24 W 33-21 at Virginia\*  
 12/1 W 30-16 Boston College\*  
**Orange Bowl (Miami Gardens, Fla.)**  
 1/3 L 21-24 Kansas  
<sup>1</sup>Played in Jacksonville, Fla.

## 2008 (10-4, 5-3)

**ACC Champs**  
 Coach: Frank Beamer  
 8/30 L 22-27 East Carolina<sup>1</sup>  
 9/6 W 24-7 FURMAN  
 9/13 W 20-17 GEORGIA TECH\*  
 9/20 W 20-17 at North Carolina\*  
 9/27 W 35-30 at Nebraska  
 10/4 W 27-13 WKU  
 10/18 L 23-28 at Boston College\*  
 10/25 L 20-30 at Florida State\*  
 11/6 W 23-13 MARYLAND\*  
 11/13 L 14-16 at Miami\*  
 11/22 W 14-3 DUKE\*  
 11/29 W 17-14 VIRGINIA\*  
 12/6 W 30-12 Boston College<sup>2</sup>  
**Orange Bowl (Miami Gardens, Fla.)**  
 1/1 W 20-7 Cincinnati  
<sup>1</sup>Played in Charlotte, N.C.  
<sup>2</sup>Played in Tampa, Fla.

## 2009 (10-3, 6-2)

Coach: Frank Beamer  
 9/5 L 24-34 Alabama<sup>1</sup>  
 9/12 W 52-10 MARSHALL  
 9/19 W 16-15 NEBRASKA  
 9/26 W 31-7 MIAMI\*  
 10/3 W 34-26 at Duke\*  
 10/10 W 48-14 BOSTON COLLEGE\*  
 10/17 L 23-28 at Georgia Tech\*  
 10/29 L 17-20 NORTH CAROLINA\*  
 11/5 W 16-3 at East Carolina  
 11/14 W 36-9 at Maryland\*  
 11/21 W 38-10 NC STATE\*  
 11/28 W 42-13 at Virginia\*  
**Chick-fil-A Bowl (Atlanta, Ga.)**  
 12/31 W 37-14 Tennessee  
<sup>1</sup>Played in Atlanta, Ga.

## 2010s

### 2010 (11-3, 8-0)

**ACC Champs**  
 Coach: Frank Beamer  
 9/6 L 30-33 Boise State<sup>1</sup>  
 9/11 L 16-21 JAMES MADISON  
 9/18 W 49-27 EAST CAROLINA  
 9/25 W 19-0 at Boston College\*  
 10/2 W 41-30 at NC State\*  
 10/9 W 45-21 CENTRAL MICHIGAN  
 10/16 W 52-21 WAKE FOREST\*  
 10/23 W 44-7 DUKE\*  
 11/4 W 28-21 GEORGIA TECH\*  
 11/13 W 26-10 at North Carolina\*  
 11/20 W 31-17 at Miami\*  
 11/27 W 37-7 VIRGINIA\*  
 12/4 W 44-33 Florida State\*  
**Orange Bowl (Miami Gardens, Fla.)**  
 1/3 L 12-40 Stanford  
<sup>1</sup>Played in FedExField, Landover, Md.  
<sup>2</sup>Played in Bank of America, Charlotte, N.C.

### 2011 (11-3, 7-1)

Coach: Frank Beamer  
 9/3 W 66-13 APPALACHIAN ST.  
 9/10 W 17-10 at East Carolina  
 9/17 W 26-7 ARKANSAS STATE  
 9/24 W 30-10 at Marshall  
 10/1 L 3-23 CLEMSON\*  
 10/8 W 38-35 MIAMI\*  
 10/15 W 38-17 at Wake Forest\*  
 10/22 W 30-14 BOSTON COLLEGE\*  
 10/29 W 14-10 at Duke\*  
 11/10 W 37-26 at Georgia Tech\*  
 11/17 W 24-21 NORTH CAROLINA\*  
 11/26 W 38-0 at Virginia\*

12/3 L 10-38 Clemson<sup>1</sup>  
**Sugar Bowl (New Orleans, La.)**  
 1/3 L 20-23 (OT) Michigan  
<sup>1</sup>Played in Charlotte, N.C.

## 2012 (7-6, 4-4)

Coach: Frank Beamer  
 9/3 W 20-17 (OT) GEORGIA TECH\*  
 9/8 W 42-7 AUSTIN PEAY  
 9/15 L 17-35 at Pittsburgh  
 9/22 W 37-0 BOWLING GREEN  
 9/29 L 24-27 Cincinnati<sup>1</sup>  
 10/6 L 34-48 at North Carolina\*  
 10/13 W 41-20 DUKE\*  
 10/20 L 17-38 at Clemson\*  
 11/1 L 12-30 at Miami\*  
 11/8 L 22-28 FLORIDA STATE\*  
 11/17 W 30-23 (OT) at Boston College\*  
 11/24 W 17-14 VIRGINIA\*  
**Russell Athletic Bowl (Orlando, Fla.)**  
 12/28 W 13-10 (OT) Rutgers  
<sup>1</sup>Played in Landover, Md.

## 2013 (8-5, 5-3)

Coach: Frank Beamer  
 8/31 L 10-35 Alabama<sup>1</sup>  
 9/7 W 45-3 WESTERN CAROLINA  
 9/14 W 15-10 at East Carolina  
 9/21 W 29-21 (3OT) MARSHALL  
 9/26 W 17-10 at Georgia Tech\*  
 10/5 W 27-17 NORTH CAROLINA\*  
 10/12 W 19-9 PITTSBURGH\*  
 10/26 L 10-13 DUKE\*  
 11/2 L 27-34 at Boston College\*  
 11/9 W 42-24 at Miami\*  
 11/16 L 24-27 (OT) MARYLAND\*  
 11/30 W 16-6 at Virginia\*  
**Sun Bowl (El Paso, Texas)**  
 12/31 L 12-42 UCLA  
<sup>1</sup>Played in Atlanta, Ga.

## 2014 (7-6, 3-5)

Coach: Frank Beamer  
 8/30 W 34-9 WILLIAM & MARY  
 9/6 W 35-21 at Ohio State  
 9/13 L 21-28 EAST CAROLINA  
 9/20 L 24-27 GEORGIA TECH\*  
 9/27 W 35-17 WESTERN MICHIGAN  
 10/4 W 34-17 at North Carolina\*  
 10/16 L 16-21 at Pittsburgh\*  
 10/23 L 6-30 MIAMI\*  
 11/1 L 31-33 BOSTON COLLEGE\*  
 11/15 W 17-16 at Duke\*  
 11/22 L 3-6 (2OT) at Wake Forest\*  
 11/28 W 24-20 VIRGINIA\*  
**Military Bowl (Annapolis, Md.)**  
 12/27 W 33-17 Cincinnati

## 2015 (7-6, 4-4)

Coach: Frank Beamer  
 9/7 L 24-42 OHIO STATE  
 9/12 W 42-3 FURMAN  
 9/19 W 51-24 at Purdue  
 9/26 L 28-35 at East Carolina  
 10/3 L 13-17 PITTSBURGH\*  
 10/9 W 28-13 NC STATE\*  
 10/17 L 20-30 at Miami\*  
 10/24 L 43-45 (4OT) DUKE\*  
 10/31 W 26-10 at Boston College\*  
 11/12 W 23-21 at Georgia Tech\*  
 11/21 L 27-30 (OT) NORTH CAROLINA\*  
 11/28 W 23-20 at Virginia\*  
**Independence Bowl (Shreveport, La.)**  
 12/26 W 55-52 Tulsa

## 2016 (10-4, 6-2)

Coach: Justin Fuente  
 9/3 W 36-13 LIBERTY  
 9/10 L 24-45 Tennessee<sup>1</sup>  
 9/17 W 49-0 BOSTON COLLEGE\*  
 9/24 W 54-17 EAST CAROLINA  
 10/8 W 34-3 at North Carolina\*  
 10/15 L 17-31 at Syracuse\*  
 10/20 W 37-16 MIAMI\*  
 10/27 W 39-36 at Pitt\*  
 11/5 W 24-21 at Duke\*  
 11/12 L 20-30 GEORGIA TECH\*  
 11/19 W 34-31 at Notre Dame  
 11/26 W 52-10 VIRGINIA\*  
 12/3 L 35-42 Clemson<sup>2</sup>  
**Belk Bowl (Charlotte, N.C.)**  
 12/29 W 35-24 Arkansas  
<sup>1</sup>Played in Bristol Motor Speedway, Bristol, Tenn.  
<sup>2</sup>Played in Camping World Stadium, Orlando, Fla.

## 2017 (9-4, 5-3)

Coach: Justin Fuente  
 9/3 W 31-24 West Virginia<sup>1</sup>  
 9/9 W 27-0 DELAWARE  
 9/16 W 64-17 at East Carolina  
 9/23 W 38-0 OLD DOMINION  
 9/30 L 17-31 CLEMSON\*  
 10/7 W 23-10 at Boston College\*  
 10/21 W 59-7 NORTH CAROLINA\*  
 10/28 W 24-3 DUKE\*  
 11/4 L 10-28 at Miami\*  
 11/11 L 22-28 at Georgia Tech\*  
 11/18 W 20-14 PITT\*  
 11/24 W 10-0 at Virginia\*  
**Camping World Bowl (Orlando, Fla.)**  
 12/28 L 21-30 Oklahoma State  
<sup>1</sup>Played in Landover, Md.

\*Denotes Conference Games



# Coaching Records

(Listed in order of number of victories)

Name	Seasons	W	L	T	Pct.	Years	Name	Seasons	W	L	T	Pct.	Years
Frank Beamer	29	238	121	2	.662	1987-15	Jack Ingersell	1	7	2	0	.778	1916
Bill Dooley	9	†64	37	1	.632	1978-86	A.B. Morrison, Jr.	1	6	1	0	.857	1901
Jerry Claiborne	10	61	39	2	.608	1961-70	L.W. Reiss	1	6	1	2	.778	1911
Frank Moseley	10	54	42	4	.560	1951-60	C.A. Lueder	1	5	1	0	.833	1903
H.B. Redd	9	43	37	8	.534	1932-40	Charles Firth	1	5	2	0	.714	1897
Branch Bocock	6	34	14	2	.680	1909-10	John C. O'Conner	1	5	3	0	.625	1904
						1912-15	R.M. Brown	1	5	4	0	.556	1908
Ben Cabbage	5	30	12	6	.688	1921-25	J.A. Massie	1	4	1	0	.800	1894
Andy Gustafson	4	22	13	1	.625	1926-29	James Morrison	1	4	1	0	.800	1899
Jimmy Sharpe	4	21	22	1	.489	1974-77	Stanley Sutton	1	4	6	0	.400	1920
<b>Justin Fuente</b>	<b>2</b>	<b>19</b>	<b>8</b>	<b>0</b>	<b>.704</b>	<b>2016-</b>	J.L. Ingles	1	3	2	0	.600	1898
Charles Bernier	3	18	6	1	.740	1917-19	R.R. Brown	1	3	2	1	.583	1902
C.P. Miles	2	14	3	2	.737	1905-06	Dr. Davis	1	3	3	1	.500	1900
James Kitts	3	13	13	3	.500	1941	E.A. Smyth	2	1	3	0	.250	1892-93
						1946-47	Robert McNeish	3	1	25	3	.086	1948-50
Charlie Coffey	3	12	20	1	.379	1971-73							
A.C. Jones	2	9	4	1	.679	1895-96							
H.M. McEver §	2	9	8	1	.528	1942, '45							
O.E. Neale	2	8	7	3	.528	1930-31							
C.R. Williams	1	7	2	0	.778	1907							

† Includes a forfeit by Temple during the 1986 season.

§ Shared head coaching duties with S.D. Tilson in 1942 when team finished 7-2-1



**Head Coach Justin Fuente was the consensus ACC Coach of the Year in his debut season at Virginia Tech, guiding the Hokies to a 10-win season and the ACC Coastal crown.**



# The Hokies vs. All Opponents

ALL-TIME RECORD: 738\*-465-46 (1,249 GAMES, 124 SEASONS)

	Times Met	Series Began	Last Meeting Year	Score	W	L	T		Times Met	Series Began	Last Meeting Year	Score	W	L	T
Air Force	2	1984	2002	20-13	1	1	0	Dartmouth	1	1926	1926	0-21	0	1	0
Akron	5	1989	2000	52-23	5	0	0	Davidson	14	1903	1960	7-9	10	3	1
Alabama	13	1932	2013	10-35	1	12	0	Delaware	1	2017	2017	27-0	1	0	0
Alabama-Birmingham	3	1997	1999	31-10	3	0	0	<b>Duke</b>	<b>25</b>	<b>1937</b>	<b>2017</b>	<b>24-3</b>	<b>16</b>	<b>9</b>	<b>0</b>
Allegheny Institute	1	1896	1896	20-0	1	0	0	<b>East Carolina</b>	<b>22</b>	<b>1956</b>	<b>2017</b>	<b>64-17</b>	<b>15</b>	<b>7</b>	<b>0</b>
Appalachian State	4	1979	2011	66-13	4	0	0	East Tennessee State	2	1980	1986	37-10	2	0	0
Arkansas	1	2016	2016	35-24	1	0	0	Emory & Henry	6	1893	1938	33-0	5	1	0
Arkansas State	4	1994	2011	26-7	4	0	0	Florida	2	1934	1985	18-35	0	2	0
Army	6	1905	1962	12-20	1	5	0	Florida A&M	1	2004	2004	62-0	1	0	0
Auburn	5	1924	2004	13-16	1	3	1	<b>Florida State</b>	<b>36</b>	<b>1955</b>	<b>2012</b>	<b>22-28</b>	<b>12</b>	<b>23</b>	<b>1</b>
Austin Peay	1	2012	2012	42-7	1	0	0	Furman	6	1939	2015	42-3	6	0	0
Bellevue	1	1898	1898	29-0	1	0	0	Gallaudet	1	1905	1905	56-0	1	0	0
Belmont Athletic Club	1	1918	1918	30-0	1	0	0	George Washington	19	1907	1966	49-0	11	8	0
Boise State	1	2010	2010	30-33	0	1	0	Georgetown	8	1901	1941	3-0	4	4	0
<b>Boston College</b>	<b>26</b>	<b>1993</b>	<b>2017</b>	<b>23-10</b>	<b>18</b>	<b>8</b>	<b>0</b>	Georgia	3	1931	2006	24-31	1	2	0
Bowling Green	3	1990	2012	37-0	3	0	0	<b>Georgia Tech</b>	<b>15</b>	<b>1990</b>	<b>2017</b>	<b>22-28</b>	<b>9</b>	<b>6</b>	<b>0</b>
Bucknell	1	1906	1906	0-10	0	1	0	Guilford	1	1898	1898	17-0	1	0	0
Buffalo	2	1969	1970	31-14	2	0	0	Hampden-Sydney	24	1896	1937	31-0	24	0	0
California	1	2003	2003	49-52	0	1	0	Houston	5	1971	1975	34-28	1	3	1
Camp Humphreys	1	1918	1918	33-6	1	0	0	Indiana	1	1993	1993	45-20	1	0	0
Catawba	3	1940	1942	28-14	3	0	0	James Madison	7	1980	2010	16-21	6	1	0
Catholic University	1	1922	1922	73-0	1	0	0	Kansas	1	2008	2008	21-24	0	1	0
Central Florida	3	2000	2003	49-28	3	0	0	Kansas State	2	1967	1968	19-34	1	1	0
Central Michigan	1	2010	2010	45-21	1	0	0	Kent State	3	1975	2006	23-0	2	1	0
Centre	5	1920	1940	10-6	2	3	0	Kentucky	19	1926	1987	7-14	6	11	2
Chattanooga	1	1927	1927	13-14	0	1	0	King College	6	1897	1931	33-0	6	0	0
Cincinnati	11	1946	2014	33-17	6	5	0								
Citadel	2	1952	1953	22-0	2	0	0								
Clemson	35	1900	2017	17-31	12	22	1								
Colgate	2	1927	1928	14-35	1	1	0								
Connecticut	2	2001	2003	47-13	2	0	0								
Cornell	1	1915	1915	0-45	0	1	0								
Cumberland	1	1905	1905	12-0	1	0	0								



	Times Met	Series Began	Last Meeting				W	L	T		Times Met	Series Began	Last Meeting			
			Year	Score	W	L							T	Year	Score	W
Liberty	1	2016	2016	36-13	1	0	0		Saint Albans	9	1893	1903	29-0	8	1	0
LSU	2	2002	2007	7-48	1	1	0		SMU	3	1972	1974	25-28	1	2	0
Louisville	7	1979	2006	35-24	5	2	0		South Carolina	20	1905	1991	21-28	7	11	2
Lynchburg College	1	1925	1925	10-0	1	0	0		Southern California	1	2004	2004	13-24	0	1	0
Marshall	12	1913	2013	29-21 (3ot)	10	2	0		Southern Mississippi	9	1958	2006	36-6	5	4	0
Maryland	31	1919	2013	24-27 (ot)	15	16	0		Southwestern Louisiana	1	1996	1996	47-16	1	0	0
Maryland-Baltimore	4	1897	1911	12-0	2	2	0		Stanford	1	2011	2011	12-40	0	1	0
Maryville College	1	1896	1896	52-0	1	0	0		Syracuse	18	1964	2016	17-31	8	10	0
Medical College of Va.	1	1912	1912	0-10	0	1	0		Tampa	2	1964	1967	13-3	2	0	0
Memphis State	6	1970	1985	31-10	3	3	0		Temple	17	1934	2003	24-23 (ot)	14	3	0
<b>Miami, Fla.</b>	<b>35</b>	<b>1953</b>	<b>2017</b>	<b>10-28</b>	<b>14</b>	<b>21</b>	<b>0</b>		Tennessee	9	1896	2016	24-45	3	6	0
Miami, Ohio	1	1997	1997	17-24	0	1	0		Texas	1	1995	1995	28-10	1	0	0
Michigan	1	2012	2012	20-23 (ot)	0	1	0		Texas A&M	4	1976	2003	35-19	2	2	0
Mississippi	2	1913	1969	17-34	1	1	0		Third Corps Area	1	1923	1923	17-21	0	1	0
Morris-Harvey	3	1911	1921	54-7	3	0	0		Tulane	9	1956	1989	30-13	5	4	0
Nashville	1	1904	1904	32-0	1	0	0		Tulsa	5	1970	2015	55-52	2	3	0
Navy	10	1903	1995	14-0	3	7	0		UCLA	1	2013	2013	12-42	0	1	0
Nebraska	3	1996	2009	16-15	2	1	0		Vanderbilt	9	1930	1989	18-0	6	3	0
<b>North Carolina</b>	<b>40</b>	<b>1895</b>	<b>2017</b>	<b>59-7</b>	<b>22</b>	<b>12</b>	<b>6</b>		Villanova	5	1957	1970	34-7	5	0	0
North Carolina (club team)	1	1918	1918	18-7	1	0	0		<b>Virginia</b>	<b>99</b>	<b>1895</b>	<b>2017</b>	<b>10-0</b>	<b>57</b>	<b>37</b>	<b>5</b>
North Carolina State	49	1900	2015	28-13	27	18	4		VMI	79	1894	1984	54-7	49	25	5
Northeastern	1	2006	2006	38-0	1	0	0		VPI Stars	1	1913	1913	20-12	1	0	0
<b>Notre Dame</b>	<b>1</b>	<b>2016</b>	<b>2016</b>	<b>34-31</b>	<b>1</b>	<b>0</b>	<b>0</b>		Wake Forest	37	1916	2014	3-6 (2ot)	24	12	1
Ohio	4	1971	2007	28-7	4	0	0		Washington & Lee	48	1895	1953	32-12	23	20	5
Ohio State	2	2014	2015	24-42	1	1	0		Waynesburg	1	1954	1954	20-6	1	0	0
Oklahoma	1	1991	1991	17-27	0	1	0		West Texas State	2	1958	1959	26-21	2	0	0
Oklahoma State	3	1971	2017	21-30	1	2	0		West Virginia Wesleyan	1	1914	1914	0-13	0	1	0
<b>Old Dominion</b>	<b>1</b>	<b>2017</b>	<b>2017</b>	<b>38-0</b>	<b>1</b>	<b>0</b>	<b>0</b>		West Virginia	52	1912	2017	31-24	23	28	1
Pennsylvania	2	1929	1955	33-0	1	1	0		Western Carolina	1	2013	2013	45-3	1	0	0
<b>Pittsburgh</b>	<b>17</b>	<b>1993</b>	<b>2017</b>	<b>20-14</b>	<b>10</b>	<b>7</b>	<b>0</b>		Western Kentucky	1	2008	2008	27-13	1	0	0
Princeton	3	1908	1912	0-31	0	3	0		Western Maryland	2	1910	1912	44-0	2	0	0
Purdue	1	2015	2015	51-24	1	0	0		Western Michigan	4	2001	2014	35-17	4	0	0
Quantico Marines	2	1949	1950	21-61	0	2	0		<b>William &amp; Mary</b>	<b>63</b>	<b>1904</b>	<b>2014</b>	<b>34-9</b>	<b>41</b>	<b>18</b>	<b>4</b>
Randolph-Macon	4	1893	1939	26-0	3	1	0		Yale	2	1911	1916	0-19	0	2	0
Rhode Island	1	1980	1980	34-7	1	0	0									
Richmond	51	1897	1986	17-10	37	10	4									
Roanoke College	28	1894	1937	27-7	26	0	2									
Roanoke YMCA	1	1895	1895	16-2	1	0	0									
Rutgers	15	1920	2012	13-10(ot)	12	3	0									

\*Includes a forfeit by Temple during the 1986 season that is not recognized by the NCAA. 2017 opponents in **bold**





# Tech vs. Teams in the AP Poll

Date	VT Rank	Opponent	Rank	W/L	Score	Date	VT Rank	Opponent	Rank	W/L	Score	Date	VT Rank	Opponent	Rank	W/L	Score
10/26/46	-	N.C. State	12	hW	14-6	9/29/90	-	Florida State	2	aL	28-39	10/27/05	3	Boston College	13	hW	30-10
10/18/47	-	Army	7	hL	19-21	11/10/90	-	Georgia Tech	7	aL	3-6	11/5/05	3	Miami	5	hL	7-27
10/23/48	-	Duke	16	nL	0-7	11/24/90	-	Virginia	17	hW	38-13	1/2/06	12	Louisville	15	nW	35-24
10/30/48	-	Army	5	aL	7-49	9/28/91	-	Oklahoma	6	aL	17-27	9/30/06	11	Georgia Tech	24	hL	27-38
10/4/52	-	Virginia	16	nL	0-42	10/12/91	-	Florida State	1	nL	20-33	10/26/06	-	Clemson	10	hW	24-7
10/11/52	-	Alabama	18	aL	0-33	11/16/91	-	East Carolina	14	hL	17-24	11/18/06	19	Wake Forest	14	aW	27-6
11/07/53	-	West Virginia	7	nL	7-12	11/23/91	-	Virginia	20	aL	0-38	9/8/07	9	LSU	2	aL	7-48
9/29/56	-	N.C. State	20	nW	35-6	10/17/92	-	N.C. State	21	hT	13-13	10/6/07	15	Clemson	22	aW	41-23
11/3/56	15	Clemson	13	aL	6-21	10/24/92	-	Miami	1	hL	23-43	10/25/07	8	Boston College	2	hL	10-14
11/16/57	-	N.C. State	19	nL	0-12	11/7/92	-	Syracuse	10	aL	9-28	11/24/07	8	Virginia	16	aW	33-21
11/28/57	-	VMI	17	nL	6-14	9/18/93	-	Miami	3	aL	2-21	12/1/07	6	Boston College	11	nW	30-16
10/1/60	-	Clemson	7	aL	7-13	10/2/93	-	West Virginia	25	aL	13-14	1/3/08	5	Kansas	8	nL	21-24
10/24/64	-	Florida State	10	hW	20-11	11/20/93	25	Virginia	23	aW	20-17	10/25/08	-	Florida State	24	aL	20-30
12/10/66	-	Miami	9	nL	7-14	12/31/93	22	Indiana	21	nW	45-20	11/6/08	-	Maryland	23	hW	23-13
9/21/68	-	Alabama	7	nL	7-14	10/29/94	13	Miami	6	aL	3-24	12/6/08	-	Boston College	18	nW	30-12
10/18/68	-	Miami	12	aL	8-13	11/19/94	14	Virginia	16	hL	23-45	1/1/09	21	Cincinnati	12	nW	20-7
11/2/68	-	Florida State	18	aW	40-22	9/23/95	-	Miami	17	hW	13-7	9/5/09	7	Alabama	5	nL	24-34
9/20/69	-	Alabama	15	hL	13-17	11/4/95	-	Syracuse	20	hW	31-7	9/19/09	13	Nebraska	19	hW	16-15
11/13/71	-	Houston	18	aL	29-56	11/18/95	20	Virginia	13	aW	36-29	9/26/09	11	Miami	9	hW	31-7
9/23/72	-	Florida State	17	aL	15-27	12/31/95	13	Texas	9	nW	28-10	10/17/09	4	Georgia Tech	19	aL	23-28
10/14/72	-	Oklahoma State	19	hW	34-32	11/16/96	21	Miami	18	aW	21-7	9/6/10	10	Boise State	3	nL	30-33
11/18/72	-	Alabama	2	aL	13-52	11/23/96	17	West Virginia	23	hW	31-14	10/2/10	-	NC State	23	aW	41-30
10/12/73	-	Houston	14	aL	27-54	11/29/96	17	Virginia	20	hW	26-9	11/20/10	14	Miami	24	aW	31-17
10/27/73	-	Alabama	2	aL	6-77	12/31/96	10	Nebraska	6	nL	21-41	12/4/10	12	Florida State	20	nW	44-33
9/11/76	-	Texas A&M	14	aL	0-19	10/25/97	19	West Virginia	21	aL	17-30	1/3/11	12	Stanford	5	nL	12-40
9/17/77	-	Texas A&M	7	hL	6-27	11/1/98	-	North Carolina	7	nL	3-42	10/1/11	11	Clemson	13	hL	3-23
10/29/77	-	Kentucky	7	aL	0-32	10/31/98	20	West Virginia	21	hW	27-13	11/10/11	10	Georgia Tech	20	aW	37-36
11/5/77	-	Florida State	15	hL	21-23	11/28/98	20	Virginia	16	hL	32-36	11/26/11	6	Virginia	24	aW	38-0
10/28/78	-	Alabama	3	aL	0-35	10/2/99	8	Virginia	24	aW	31-7	12/3/11	5	Clemson	21	nL	10-38
9/29/79	-	Florida State	12	hL	10-17	10/16/99	4	Syracuse	16	hW	62-0	1/3/12	17	Michigan (ot)	13	nL	20-23
10/27/79	-	Alabama	1	aL	7-31	11/13/99	2	Miami	19	hW	43-10	10/20/12	-	Clemson	14	aL	17-38
11/8/80	-	Florida State	3	aL	7-31	11/26/99	2	Boston College	22	hW	38-14	11/8/12	-	Florida State	8	hL	22-28
1/2/81	-	Miami	20	nL	10-20	1/4/00	2	Florida State	1	nL	29-46	8/31/13	-	Alabama	1	nL	10-35
11/14/81	-	Miami	12	aL	14-21	11/4/00	2	Miami	3	aL	21-41	11/9/13	-	Miami	14	aW	42-24
9/18/82	-	Miami	15	hL	8-14	11/1/01	6	Clemson	16	nW	41-20	12/31/13	-	UCLA	17	nL	12-42
10/16/82	-	West Virginia	13	hL	6-16	12/1/01	14	Miami	1	hL	24-26	9/30/14	-	Ohio State	8	aW	35-21
10/15/83	-	West Virginia	4	aL	0-13	11/1/02	15	Florida State	24	nL	17-30	11/15/14	-	Duke	19	aW	17-16
10/26/85	-	Florida	2	aL	18-35	9/1/02	16	LSU	14	hW	26-8	9/7/15	-	Ohio State	1	hL	24-42
12/31/86	-	N.C. State	18	nW	25-24	9/12/02	11	Marshall	16	hW	47-21	10/24/15	-	Duke (4ot)	23	hL	43-45
9/12/87	-	Clemson	10	hL	10-22	9/21/02	7	Texas A&M	19	aW	13-3	11/21/15	-	North Carolina (ot)	12	hL	27-30
11/14/87	-	Miami	3	aL	13-27	12/7/02	18	Miami	1	aL	45-56	9/10/16	-	Tennessee	17	nL	24-45
9/3/88	-	Clemson	4	aL	7-40	11/1/03	10	Miami	2	hW	31-7	10/8/16	25	North Carolina	17	aW	34-3
10/1/88	-	West Virginia	7	hL	10-22	11/8/03	5	Pittsburgh	25	aL	28-31	12/3/16	19	Clemson	3	nL	35-42
10/8/88	-	South Carolina	8	hL	24-26	8/28/04	-	Southern Cal	1	nL	13-24	9/3/17	21	West Virginia	22	nW	31-24
11/12/88	-	Florida State	5	aL	14-41	10/2/04	-	West Virginia	6	hW	19-13	9/30/17	12	Clemson	2	hL	17-31
9/16/89	-	Clemson	7	hL	7-27	11/27/04	11	Virginia	16	hW	24-10	11/4/17	13	Miami	9	aL	10-28
10/7/89	-	West Virginia	9	aW	12-10	12/4/04	10	Miami	9	aW	16-10	12/28/17	22	Oklahoma State	17	nL	21-30
10/14/89	-	Florida State	19	hL	7-41	1/3/05	9	Auburn	3	nL	13-16						
11/11/89	-	Virginia	18	aL	25-32	9/24/05	4	Georgia Tech	15	hW	51-7						

Totals 53-91-1

## MISCELLANEOUS RANKINGS AND INFORMATION

### Virginia Tech's first ranking in the AP poll

Oct. 4, 1954 – #19

### Longest consecutive-poll streak

84 – Jan. 5, 1999 (final postseason) through Nov. 23, 2003

### Highest preseason ranking

#7 – 2005 season

### Highest regular season ranking

#2 – During the 1999 and 2000 seasons

### Highest final ranking

#2 – after the 1999 season

### First game against a ranked opponent

Oct. 26, 1946 vs. #12 N.C. State – W, 14-6 at Blacksburg

### First game between two ranked teams

Nov. 3, 1956 – #15 Virginia Tech vs. #13 Clemson – L, 21-6 at Clemson, S.C.

### Highest ranked opponent defeated

#2 Miami on Nov. 1, 2003 – W, 31-7 at Blacksburg

### Virginia Tech has faced #1 nine times

Oct. 27, 1979 vs. Alabama – L, 31-7 at Tuscaloosa, Ala.

Oct. 12, 1991 vs. Florida State – L, 33-20 at Orlando, Fla.

Oct. 24, 1992 vs. Miami – L, 43-23 at Blacksburg

Jan. 4, 2000 vs. Florida State – L, 46-29 at New Orleans, La.

Dec. 1, 2001 vs. Miami – L, 26-24 at Blacksburg

Dec. 7, 2002 vs. Miami – L, 56-45 at Miami, Fla.

Aug. 28, 2004 vs. Southern Cal – L, 24-13 at Landover, Md.

Aug. 31, 2013 vs. Alabama – L, 10-35 at Atlanta, Ga.

Sep. 7, 2015 vs. Ohio State – L, 24-42 at Blacksburg

# Lane Stadium Records

## TOP PERFORMANCES (1965-2017)

**Best Record:** 7-0, 1996

**Worst Record:** 0-3-1, 1969

**Most Points Scored:** Tech – 77 vs. Akron, 1995; Opponent – 49, Houston, 1974

**Highest Combined Score:** 104 pts., 77-27 win against Akron, 1995

**Lowest Combined Score:** 3 pts., 3-0 win against Villanova, 1967

**Longest Run from Scrimmage:** Tech – 86 yds., tb J.C. Coleman vs. Duke, 2012;  
Opponent – 89 yds., rb Wes McFadden of Clemson, 1987

**Longest Pass Completion:**

Tech – 91 yds., qb Steve Casey to wb Sidney Snell vs. VMI, 1979;

Opponent – 97 yards, qb Tim Hasselbeck to wr Dedrick Dewalt, Boston College, 1999

**Longest Interception Return:** Tech – 98 yds., ilb Jamel Smith vs. Rutgers, 1998;

Opponent – 99 yds., db Marcus Mauney of West Virginia, 1974

**Longest Kickoff Return:** Tech – 99 yds., Eddie Hunter vs. South Carolina, 1986;

Opponent – 100 yds., Jimmy Stadin of Tulsa, 1976

**Longest Punt Return:** Tech – 95 yds., Frank Loria vs. Miami (Fla.), 1967;

Opponent – 88 yds., Larry Carter of Kentucky, 1978

**Longest Field Goal:** Tech – 61 yds., Wayne Latimer vs. Florida State, 1975;

Opponent – 56 yds., Kenny Stadin of Virginia, 1984

**Most Yards Rushing by an Individual:**

Tech – 253, Darren Evans vs. Maryland, 2008;

Opponent – 241, Josh Harris of Wake Forest, 2010

**Most Yards Rushing by a Team:** Tech – 467, vs. William & Mary, 1985;

Opponent – 441, Kentucky, 1974

**Fewest Yards Rushing by a Team:** Tech – minus 1, vs. Syracuse, 1987;

Opponent – minus 28, Arkansas St., 1997

**Most Yards Passing by an Individual:** Tech – 527, Don Strock vs. Houston, 1972;

Opponent – 498, Scott Milanovich of Maryland, 1993

**Most Yards Passing by a Team:** Tech – 527, vs. Houston, 1972;

Opponent – 498, Maryland, 1993

**Fewest Yards Passing by a Team:** Tech – 11, vs. Richmond, 1975;

Opponent – 15, Kentucky, 1974

**Most Passing Attempts by an Individual:** Tech – 53, Sean Glennon vs. Georgia

Tech, 2006 and Don Strock vs. Houston, 1972;

Opponent – 54, Dean May of Louisville, 1983

**Most Passing Attempts by a Team:** Tech – 54, vs. Georgia Tech, 2006;

Opponent – 57, Appalachian State, 1982 and Maryland, 1993

**Most Pass Completions by an Individual:**

Tech – 34, Don Strock vs. Houston, 1972;

Opponent – 31, Byron Leftwich of Marshall, 2002

**Most Pass Completions by a Team:** Tech – 34, vs. Houston, 1972;

Opponent – 36, Marshall, 2002

**Most Pass Receptions by an Individual:**

Tech – 13, Nick Cullen vs. Southern Miss, 1990;

Opponent – 13, Ron Sellers of Florida State, 1966 and Andre Callender of Boston College, 2007

**Most Yards on Pass Receptions by an Individual:**

Tech – 194, Antonio Freeman vs. Temple, 1993;

Opponent – 180, Herman Moore of Virginia, 1990

**Most Total Offense by an Individual:**

Tech – 516 yds., Don Strock vs. Houston, 1972;

Opponent – 516 yds., Scott Milanovich of Maryland, 1993

**Most Total Offense by a Team:** Tech – 641 yds., vs. Maryland, 1993;

Opponent – 649 yds., Maryland, 1993

**Most Combined Total Offense:**

1,290 yds., Tech (641 yds.) vs. Maryland (649 yds.), 1993

**Most Touchdowns by a Team:**

Tech – 11, vs. Akron, 1995; Opponent – 7, Houston, 1974

**Most Points Scored by an Individual:**

Tech – 26, fb George Constantinides vs. Richmond, 1967;

Opponent – 24, rb Mike Dingle of South Carolina, 1990

**Most Rushing Touchdowns by an Individual:**

Tech – 4, five times (most recent: tb Ryan Williams vs. NC State, 2009);

Opponent – 3, three times (most recent: rb Terrell Willis of Rutgers, 1993)

**Most Rushing Touchdowns by a Team:**

Tech – 8, vs. Akron, 1995; Opponent – 5, Kentucky, 1974

**Most Touchdown Passes by an Individual:**

Tech – 5, Jerod Evans vs. Boston College, 2016

Opponent – 4, four times (most recent: Thomas Sirk of Duke, 2015)

**Most Touchdown Passes by a Team:**

Tech – 5, two times (most recent: vs. Boston College, 2016)

Opponent – 4, six times (most recent: Duke, 2015)

**Most Touchdown Receptions by an Individual:**

Tech – 3, three times (most recent: Bucky Hodges vs. Duke, 2015)

Opponent – 3, two times (most recent: Larry Fitzgerald of Pittsburgh, 2002)

**Most Field Goals Made by an Individual:**

Tech – 6, Mickey Thomas vs. Vanderbilt, 1989;

Opponent – 5, Rafael Garcia of Virginia, 1994

**Most Points Kicking by an Individual:**

Tech – 18, Mickey Thomas vs. Vanderbilt, 1989;

Opponent – 18, Rafael Garcia of Virginia, 1994

**Most Interceptions by an Individual:**

Tech – 3, eight times (most recent: cb Kendall Fuller vs. Duke, 2013);

Opponent – 3, Aaron Beasley of West Virginia, 1994

**Most Interceptions by a Team:**

Tech – 6, vs. Rutgers, 1998;

Opponent – 5, Virginia, 1992 & 1994

**Most Interception Yardage by an Individual:**

Tech – 182, fs Ashley Lee vs. Vanderbilt, 1983;

Opponent – 99, db Marcus Mauney of West Virginia, 1974

**Most Interception Yardage by a Team:**

Tech – 182, vs. Vanderbilt, 1983;

Opponent – 107, by East Carolina, 1991

**Most Punts by an Individual:**

Tech – 12, two times (most recent: Gene Fisher vs. Miami, 1967);

Opponent – 13, three times (most recent: Mike Knoll of Boston College, 2016)

**Most Punt Returns by an Individual:**

Tech – 10, two times (most recent: Bo Campbell vs. Akron, 1989);

Opponent – 7, Rahsaan Vanterpool of West Virginia, 1994

**Most Punt Returns by a Team:**

Tech – 10, two times (most recent: vs. Akron, 1989);

Opponent – 8, Houston, 1974

**Most Punt Return Yardage by an Individual:**

Tech – 164, Antonio Freeman vs. Pittsburgh, 1994;

Opponent – 127, Larry Carter of Kentucky, 1978

**Most Punt Return Yardage by a Team:**

Tech – 164, vs. Pittsburgh, 1994;

Opponent – 127, Kentucky, 1978

**Most Kickoff Returns by an Individual:**

Tech – 6, Marcus Mickel vs. Clemson, 1989;

Opponent – 6, four times (most recent: Tyrone Walker of Western Michigan, 2004)

**Most Kickoff Returns by a Team:**

Tech – 8, vs. Houston, 1974 and vs. Virginia, 1994;

Opponent – 9, George Washington, 1966 and Maryland, 1993

**Most Kickoff Return Yardage by an Individual:**

Tech – 214, Marcus Mickel vs. Clemson, 1989;

Opponent – 142, Phil Mosser of William & Mary, 1971

**Most Kickoff Return Yardage by a Team:** Tech – 245, vs. South Carolina, 1973;

Opponent – 189, Rutgers, 1993

**Most First Downs:**

Tech – 35, vs. Wake Forest, 2010; Opponent – 34, William & Mary, 1971

**Fewest First Downs:** Tech – 3, vs. Miami (Fla.), 1967;

Opponent – 5, Virginia, 2006 and Ohio, 2007

**Most Fumbles:** Tech – 11, vs. Tulsa, 1976; Opponent – 8, Richmond, 1975

**Most Fumbles Lost:** Tech – 5 vs. Tulsa, 1976;

Opponent – 5, two times (most recent: Clemson, 1985)

**Most Combined Fumbles:** 17, Tech (11) vs. Tulsa (6), 1976

**Most Combined Fumbles Lost:** 10, Tech (5) vs. Tulsa (5), 1976

**Most Yards Penalized:** Tech – 163 vs. Wake Forest, 1983;

Opponent – 160, Miami (Fla.), 1992

**Largest Crowd:** 66,233, 40 times (most recent: vs. North Carolina, 2011)†

**Smallest Crowd:** 10,000, vs. VMI, 1977

†capacity of Lane Stadium was reduced to 65,632 in 2012



# Tech's Bowl History



## 1947 SUN BOWL

EL PASO, TEXAS (10,000)  
JANUARY 1, 1947

CINCINNATI 18  
VIRGINIA TECH 6

### TEAM STATISTICS

	UC	VT
First Downs	16	13
Rushing Yards	369	34
Passing Yards	94	85
Total Offense	463	119
Passes	5-19-3	4-15-2
Punting Average	19	41
Fumbles	0	0
Penalty Yards	85	29

### SCORE BY QUARTER

	Q1	Q2	Q3	Q4	Total
Cincinnati	0	0	12	6	18
Virginia Tech	0	0	0	6	6

### SCORING

CIN (3rd) - Harold Johnson 13 run (kick failed)  
CIN (3rd) - Hugo Sabato 1 run (kick failed)  
VT (4th) - Ralph Beard 3 run (kick failed)  
CIN (4th) - Don McMillan 3 run (kick failed)

### GAME SUMMARY

The University of Cincinnati Bearcats scored three second-half touchdowns to defeat Virginia Tech 18-6 at Kidd Field. The game, played in freezing conditions, marked Tech's first bowl appearance and the first bowl game in which a football team from the commonwealth of Virginia had participated. The Hokies trailed 12-0 before scoring their lone touchdown on a 3-yard run by Ralph Beard on fourth-and-goal. A Cincinnati interception, though, set up a 3-yard touchdown run by Don McMillan to put the game away for the Bearcats.



## 1966 LIBERTY BOWL

MEMPHIS, TENNESSEE (25,012)  
DECEMBER 10, 1966

MIAMI 14  
VIRGINIA TECH 7

### TEAM STATISTICS

	UM	VT
First Downs	11	7
Rushing Yards	55	36
Passing Yards	108	75
Total Offense	163	111
Passes	10-28-0	6-16-1
Punts-Average	8-30.1	11-39.3
Fumbles Lost	1	2
Penalties-Yards	7-80	6-57

### SCORE BY QUARTER

	Q1	Q2	Q3	Q4	Total
Miami	0	0	7	7	14
Virginia Tech	7	0	0	0	7

### SCORING

VT (7:34 - 1st) - Francisco 1 run (Utin kick)  
UM (4:20 - 3rd) - Mira 7 pass from Miller (Harris kick)  
UM (8:05 - 4th) - McGee 1 run (Harris kick)

### STATISTICAL LEADERS

Rushing: UM - McGee, 12-36  
VT - Francisco, 21-55  
Passing: UM - Miller, 9-26-0-99  
VT - Stafford, 4-13-1-59  
Receiving: UM - Cox, 5-77  
VT - Cupp, 1-35

### GAME SUMMARY

The Miami Hurricanes, getting its second wind from a third-quarter roughing the kicker penalty, rebounded for two touchdowns in the second half to register a come-from-behind 14-7 win over Virginia Tech at Memorial Stadium. The Hokies took a 7-0 lead on a 2-yard run by Tommy Francisco, but couldn't hold it, squandering two other scoring opportunities in the first half. A third-quarter touchdown pass from Miami quarterback Bill Miller to Joe Mira tied the game and a fourth-quarter touchdown run by Doug McGee turned out to be the game winner.



## 1968 LIBERTY BOWL

MEMPHIS, TENNESSEE (46,206)  
DECEMBER 14, 1968

MISSISSIPPI 34  
VIRGINIA TECH 17

### TEAM STATISTICS

	UM	VT
First Downs	7	14
Rushes-Yards	46-185	60-330
Passing Yards	141	2
Passes	12-28-1	1-7-2
Punts-Average	5-37.4	7-40.8
Fumbles-Lost	3-2	5-3
Penalties-Yards	4-30	12-120

### SCORE BY QUARTER

	Q1	Q2	Q3	Q4	Total
Virginia Tech	17	0	0	0	17
Mississippi	0	14	7	13	34

### SCORING


VT (14:23 - 1st) - Edwards 58 run (Simcsak kick)  
VT (12:43 - 1st) - Smoot 7 run (Simcsak kick)  
VT (1:49 - 1st) - FG Simcsak 29  
UM (14:30 - 2nd) - Shows 21 pass from Manning (Brown kick)  
UM (4:28 - 2nd) - Felts 23 pass from Manning (Brown kick)  
UM (14:41 - 3rd) - Hindman 79 run (Brown kick)  
UM (11:54 - 4th) - Bailey 70 interception return (Brown kick)  
UM (9:09 - 4th) - FG Brown 46  
UM (0:00 - 4th) - FG Brown 26

### STATISTICAL LEADERS

Rushing: Ole Miss - Hindman, 15-121  
VT - Edwards, 12-119  
Passing: Ole Miss - Manning, 12-28-1-141  
VT - Humphries, 1-3-1-2  
Receiving: Ole Miss - Shows, 6-70  
VT - Crigger, 1-2

### GAME SUMMARY

Virginia Tech built a 17-0 first-quarter lead, but Ole Miss quarterback Archie Manning sparked a Rebel comeback, lifting Ole Miss to a 34-17 win at Memorial Stadium. Ken Edwards scored on a 58-yard run for Tech, Terry Smoot added a 7-yard touchdown run, and Jack Simcsak added a 29-yard field goal to give the Hokies the early edge. But Manning threw two touchdown passes in the second quarter and the Rebels outscored the Hokies 20-0 in the second half to notch the win.



1947 SUN BOWL



## 1981 PEACH BOWL

ATLANTA, GEORGIA (45,384)  
JANUARY 2, 1981

MIAMI 20  
VIRGINIA TECH 10

### TEAM STATISTICS

	UM	VT
First Downs	19	7
Rushes-Yards	40-157	50-180
Passing Yards	179	119
Total Offense	336	299
Passes	11-22-1	9-24-2
Punts-Average	5-37.0	6-38.1
Fumbles-Lost	4-1	3-0
Penalties-Yards	6-66	7-72

### SCORE BY QUARTER

Miami	7	7	3	3	20
Virginia Tech	0	3	7	0	10

### SCORING

UM (12:37 - 1st) - Brodsky 15 pass from Kelly (Miller kick)  
UM (13:47 - 2nd) - Hobbs 12 run (Miller kick)  
VT (0:29 - 2nd) - FG Laury 42  
VT (8:52 - 3rd) - Lawrence 1 run (Laury kick)  
UM (0:29 - 3rd) - FG Miller 31  
UM (6:27 - 4th) - FG Miller 31

### STATISTICAL LEADERS

Rushing: UM - Roan, 16-86  
VT - Lawrence, 27-134  
Passing: UM - Kelly, 11-22-1-179  
VT - Casey, 9-23-1-119  
Receiving: UM - Brodsky, 4-80  
VT - Purdham, 2-56

### GAME SUMMARY

Miami jumped out to a 14-0 lead and held on to defeat the Hokies 20-10 at Atlanta-Fulton County Stadium. The Hokies cut a 14-0 deficit to 14-10 on a 1-yard touchdown run by Cyrus Lawrence in the third quarter, but got no closer, as Miami added field goals late in the third quarter and midway through the fourth quarter to seal the game. Lawrence rushed for 134 yards and Ashley Lee had 15 tackles in defeat for Tech.



## 1984 INDEPENDENCE BOWL

SHREVEPORT, LOUISIANA (41,100)  
DECEMBER 15, 1984

VIRGINIA TECH 7  
AIR FORCE 23

### TEAM STATISTICS

	VT	AF
First Downs	17	15
Rushes-Yards	42-207	55-221
Passing Yards	102	49
Total Offense	309	270
Passes	11-26-2	6-7-0
Punts-Average	4-40.0	6-42.5
Fumbles-Lost	2-2	2-0
Penalties-Yards	11-112	4-30

### SCORE BY QUARTER

Virginia Tech	7	0	0	0	7
Air Force	3	7	0	13	23

### SCORING

AF (6:05 - 1st) - FG Maetos 35  
VT (1:42 - 1st) - Williams 3 run (Wade kick)  
AF (8:50 - 2nd) - Simmons 3 run (Maetos kick)  
AF (6:00 - 4th) - Brown 2 run (Maetos kick)  
AF (2:08 - 4th) - Weiss 13 run (kick failed)

### STATISTICAL LEADERS

Rushing: VT - Hunter, 12-75  
AF - Weiss, 29-93  
Passing: VT - Greenwood, 5-8-0-52  
AF - Weiss, 6-7-0-49  
Receiving: VT - Rider, 4-45  
AF - Simmons, 2-7

### GAME SUMMARY

Quarterback Bart Weiss got Air Force's wishbone attack going in the second half and led the Falcons to a 23-7 victory over Virginia Tech at Independence Stadium. Tech took a 7-3 lead in the first quarter on a 10-play, 72-yard drive that ended with a 3-yard touchdown run by Maurice Williams, but the game changed midway through the second quarter when the Falcons forced and recovered a fumble at the Tech 3. Halfback Jody Simmons took a pitchout to the left and put Air Force ahead for good. The turnover was one of four for the Hokies, as Air Force used its ground attack to control the clock. The Falcons rushed for 221 yards.



## 1986 PEACH BOWL

ATLANTA, GEORGIA (53,668)  
DECEMBER 31, 1986

VIRGINIA TECH 25  
NC STATE 24

### TEAM STATISTICS

	VT	NCSU
First Downs	29	16
Rushes-Yards	60-287	37-132
Passing Yards	200	155
Total Offense	487	287
Passes	20-30-2	12-19-0
Return Yards	14	15
Punts-Average	2-34.0	5-42.0
Fumbles-Lost	1-1	2-2
Penalties-Yards	5-51	3-25

### SCORE BY QUARTER

Virginia Tech	10	0	6	9	25
N.C. State	7	14	0	3	24

### SCORING

VT (11:04 - 1st) - Hunter 1 run (Kinzer kick)  
NCSU (6:41 - 1st) - Bulluck recover blocked punt in end zone (Cofer kick)  
VT (1:06 - 1st) - FG Kinzer 46  
NCSU (8:55 - 2nd) - Worthen 25 pass from Kramer (Cofer kick)  
NCSU (4:31 - 2nd) - Britt 5 pass from Kramer (Cofer kick)  
VT (0:33 - 3rd) - Williams 1 run (pass failed)  
VT (9:36 - 4th) - Johnson 6 pass from Chapman (run failed)  
NCSU (7:12 - 4th) - FG Cofer 33  
VT (0:00 - 4th) - FG Kinzer 40

### STATISTICAL LEADERS

Rushing: VT - Hunter, 22-113  
NCSU - Crite, 14-101  
Passing: VT - Chapman, 20-30-2-200  
NCSU - Kramer, 12-19-0-155  
Receiving: VT - Johnson, 6-54  
NCSU - Worthen, 5-70

### GAME SUMMARY

Virginia Tech earned its first bowl victory in dramatic fashion when Chris Kinzer hit a 40-yard field goal as time expired to give the Hokies a 25-24 comeback win over North Carolina State at Atlanta-Fulton County Stadium. The Hokies rallied from a 21-10 deficit, converting two NC State second-half turnovers into touchdowns to take a 22-21 lead. The Wolfpack regained the lead on a field goal by Mike Cofer with 7:12 remaining, but the Hokies drove to the NC State 23 in the final two minutes to set up Kinzer's game winner.

**CHRIS KINZER**  
1986 PEACH BOWL





# Tech's Bowl History



**VIRGINIA TECH 45**  
**INDIANA 20**

### TEAM STATISTICS

	VT	IU
First Downs	17	11
Rushes-Yards	48-125	31-20
Passing Yards	193	276
Total Offense	318	296
Passes	20-30-2	12-19-0
Return Yards	71	168
Punts-Average	8-39.1	7-38.4
Fumbles-Lost	2-1	2-2
Penalties-Yards	8-84	7-55

### SCORE BY QUARTER

Virginia Tech	7	21	0	17	45
Indiana	7	6	0	7	20

### SCORING

IU (05:36 - 1st) - Thomas Lewis 75 pass from John Paci (Bill Manoloulos kick)  
 VT (00:09 - 1st) - Dwayne Thomas 13 pass from Maurice DeShazo (Ryan Williams kick)  
 VT (11:14 - 2nd) - Joe Swarm 6 rush (Ryan Williams kick)  
 IU (08:47 - 2nd) - Bill Manoloulos 26 FG  
 IU (05:25 - 2nd) - Bill Manoloulos 40 FG  
 VT (00:23 - 2nd) - Lawrence Lewis 20 fumble return (Ryan Williams kick)  
 VT (00:00 - 2nd) - Antonio Banks 80 blocked FG return (Ryan Williams kick)  
 VT (09:37 - 4th) - Antonio Freeman 42 pass from Maurice DeShazo (Ryan Williams kick)  
 VT (09:21 - 4th) - Tommy Edwards 5 rush (Ryan Williams kick)  
 VT (06:00 - 4th) - Ryan Williams 42 FG  
 IU (04:26 - 4th) - Thomas Lewis 42 pass from Chris Dittoe (Bill Manoloulos kick)

### STATISTICAL LEADERS

Rushing: VT - Thomas, 24-65  
 IU - Thurman, 1-37  
 Passing: VT - DeShazo, 19-33-2-193  
 IU - Paci, 10-22-1-171  
 Receiving: VT - Freeman, 5-66  
 IU - Lewis, 6-177

### GAME SUMMARY

Virginia Tech scored two touchdowns in the final 35 seconds of the first half to spark an unforgettable 45-20 victory over Indiana at Independence Stadium. The Hokies' Lawrence Lewis returned a fumble 20 yards for a touchdown to give Tech a 21-13 lead with less than 35 seconds to go in the first half. Indiana got to the Tech 42 on the ensuing possession and lined up to try a field goal, but the Hokies blocked it and Antonio Banks returned it 80 yards for a touchdown. That gave the Hokies a 28-13 halftime lead and they never looked back. Tech quarterback Maurice DeShazo threw two touchdown passes in the win.



**VIRGINIA TECH 23**  
**TENNESSEE 45**

### TEAM STATISTICS

	VT	UT
First Downs	22	18
Rushes-Yards	43-189	47-245
Passing Yards	237	250
Total Offense	426	495
Passes	23-38-2	16-23-0
Return Yards	128	178
Punts-Average	5-43.4	5-43.6
Fumbles-Lost	5-1	0-0
Penalties-Yards	3-25	7-58

### SCORE BY QUARTER

Virginia Tech	0	10	6	7	23
Tennessee	14	21	0	10	45

### SCORING

UT (11:41 - 1st) - James Stewart 1 rush (John Becksvoort kick)  
 UT (01:08 - 1st) - Marcus Nash 36 pass from Peyton Manning (John Becksvoort kick)  
 UT (13:23 - 2nd) - Jay Graham 1 rush (John Becksvoort kick)  
 VT (05:17 - 2nd) - Dwayne Thomas 1 rush (Ryan Williams kick)  
 UT (03:22 - 2nd) - James Stewart 1 rush (John Becksvoort kick)  
 UT (02:13 - 2nd) - Kendrick Jones 19 pass from James Stewart (John Becksvoort kick)  
 VT (00:03 - 2nd) - Ryan Williams 28 FG  
 VT (07:03 - 3rd) - Maurice DeShazo 7 rush (Ryan Williams kick failed)  
 Fourth Quarter  
 UT (13:17 - 4th) - James Stewart 5 rush (John Becksvoort kick)  
 UT (09:41 - 4th) - John Becksvoort 19 FG  
 VT (04:13 - 4th) - Bryan Still 9 pass from Jim Druckenmiller (Ryan Williams kick)

### STATISTICAL LEADERS

Rushing: VT - Thomas, 19-102  
 UT - Stewart, 22-85  
 Passing: VT - DeShazo, 17-30-2-140  
 UT - Manning, 12-19-0-189  
 Receiving: VT - Still, 5-79  
 UT - Kent, 6-116

### GAME SUMMARY

Quick-striking Tennessee got off to a big early lead and went on to defeat Virginia Tech 45-23 at Ben Hill Griffin Stadium on the University of Florida campus. Tech backed itself into a corner early, throwing an interception on the game's second play. The Volunteers kept the Hokies there with a variety of big plays that resulted in a 35-10 halftime advantage. Overall, Tennessee had seven plays of 20 or more yards and a total of 495 yards of offense. James Stewart had three rushing touchdowns for the Volunteers, while Peyton Manning threw a touchdown pass. Tech's Dwayne Thomas paced the Hokies with 102 yards rushing and a score.



**VIRGINIA TECH 28**  
**TEXAS 10**

### TEAM STATISTICS

	VT	UT
First Downs	20	15
Rushes-Yards	32-105	33-78
Passing Yards	266	148
Total Offense	371	226
Passes	18-34-1	14-37-3
Return Yards	142	86
Punts-Average	8-37.4	9-40.0
Fumbles-Lost	4-2	2-1
Penalties-Yards	11-99	9-91

### SCORE BY QUARTER

Virginia Tech	0	7	7	14	28
Texas	7	3	0	0	10

### SCORING

UT (04:32 - 1st) - Pat Fitzgerald 4 pass from James Brown (Phil Dawson kick)  
 UT (13:19 - 2nd) - Phil Dawson 52 FG  
 VT (02:34 - 2nd) - Bryan Still 60 punt return (Atle Larsen kick)  
 VT (02:32 - 3rd) - Marcus Parker 2 rush (Atle Larsen kick)  
 VT (12:28 - 4th) - Bryan Still 54 pass from Jim Druckenmiller (Atle Larsen kick)  
 VT (05:06 - 3rd) - Jim Baron 20 fumble return (Atle Larsen kick)

### STATISTICAL LEADERS

Rushing: VT - Thomas, 15-62  
 UT - Williams, 12-62  
 Passing: VT - Druckenmiller, 18-34-1-266  
 UT - Brown, 14-36-3-148  
 Receiving: VT - Still, 6-119  
 UT - Adams, 6-92

### GAME SUMMARY

Virginia Tech scored one of the most stirring victories in the university's athletics history when it came from behind to defeat Texas 28-10 at the Superdome. Tech spotted the favored Longhorns a 10-0 lead and then race back behind the play of flanker Bryan Still, who returned a punt 60 yards for a Tech touchdown with 2:34 left in the first half, caught a 27-yard pass from quarterback Jim Druckenmiller at the Texas 2-yard line to set up a touchdown run by Marcus Parker that put the Hokies ahead 14-10, and got behind the Texas defenders to haul in a 54-yard touchdown pass from Druckenmiller. That play spelled doom for the Longhorns and helped earn Still the game's MVP award.



## 1996 ORANGE BOWL

MIAMI, FLORIDA (51,212)  
DECEMBER 31, 1996

**VIRGINIA TECH 21**  
**NEBRASKA 41**

### TEAM STATISTICS

	VT	NEB
First Downs	22	25
Rushes-Yards	39-193	49-279
Passing Yards	214	136
Total Offense	407	415
Passes	16-33-0	11-22-0
Return Yards	142	86
Punts-Average	5-34.2	2-44.5
Fumbles-Lost	1-1	1-0
Penalties-Yards	5-89	3-16

### SCORE BY QUARTER

Virginia Tech	7	7	7	0	21
Nebraska	0	17	14	10	41

### SCORING

VT (03:14 - 1st) - Marcus Parker 19 pass from Jim Druckenmiller (Shayne Graham kick)  
 NEB (13:25 - 2nd) - Kris Brown 25 FG  
 NEB (09:14 - 2nd) - Scott Frost 5 rush (Kris Brown kick)  
 NEB (03:36 - 2nd) - Jason Peter 31 fumble return (Kris Brown kick)  
 VT (00:19 - 2nd) - Shawn Scales 6 pass from Jim Druckenmiller (Shayne Graham kick)  
 NEB (09:54 - 3rd) - Damon Benning 33 rush (Kris Brown kick)  
 VT (04:58 - 3rd) - Cornelius White 33 pass from Jim Druckenmiller (Shayne Graham kick)  
 NEB (00:20 - 3rd) - Damon Benning 6 rush (Kris Brown kick)  
 NEB (07:52 - 4th) - Kris Brown 37 FG  
 NEB (03:26 - 4th) - Scott Frost 22 rush (Kris Brown kick)

### STATISTICAL LEADERS

Rushing: VT - Oxendine, 20-150  
 NEB - Benning, 15-95  
 Passing: VT - Druckenmiller, 16-33-0-214  
 NEB - Frost, 11-22-0-136  
 Receiving: VT - Jennings, 4-58  
 NEB - Wiggins, 3-36

### GAME SUMMARY

Virginia Tech's second venture into Bowl Alliance territory wasn't as successful as the first, as the Hokies fell 41-21 to power-packed Nebraska at Pro Player Stadium. Nebraska out-gained Tech by just seven yards, 415 to 408, and managed to lead by only three points with less than one minute remaining in the third quarter. In the end, it was the Nebraska depth that wore down the Hokies. Tech quarterback Jim Druckenmiller threw three touchdown passes and Ken Oxendine rushed for 150 yards on 20 carries in the loss.



## 1998 GATOR BOWL

JACKSONVILLE, FLORIDA (54,116)  
JANUARY 1, 1998

**NORTH CAROLINA 42**  
**VIRGINIA TECH 3**

### TEAM STATISTICS

	UNC	VT
First Downs	18	14
Rushes-Yards	37-109	40-95
Passing Yards	318	90
Total Offense	427	185
Passes	18-29-0	13-25-0
Return Yards	142	86
Punts-Average	3-40.3	6-30.8
Fumbles-Lost	0-0	6-3
Penalties-Yards	7-76	2-20

### SCORE BY QUARTER

North Carolina	16	6	6	14	42
Virginia Tech	0	0	3	0	3

### SCORING

UNC (09:15 - 1st) - McGee 29 FG  
 UNC (06:07 - 1st) - Barnes 62 pass from Keldorf (McGee kick)  
 UNC (01:03 - 1st) - Bly 6 punt return (McGee kick failed)  
 UNC (14:53 - 2nd) - G. Ellis 0 fumble return (Keldorf pass failed)  
 UNC (09:43 - 3rd) - Linton 1 rush (McGee kick failed)  
 VT (04:37 - 3rd) - Shayne Graham 40 FG  
 UNC (14:55 - 4th) - Barnes 14 pass from Keldorf (McGee kick)  
 UNC (05:01 - 4th) - Carrick 4 pass from Keldorf (McGee kick)

### STATISTICAL LEADERS

Rushing: UNC - Linton, 20-68  
 VT - Oxendine, 10-39  
 Passing: UNC - Keldorf, 17-28-0-290  
 VT - Clark, 9-17-0-66  
 Receiving: UNC - Linton, 6-81  
 VT - Harrison, 4-21

### GAME SUMMARY

Highly rated North Carolina outplayed Virginia Tech in every phase of the game to score a 42-3 victory at Alltel Stadium. The Tar Heels threw for 318 yards and ground out 124 more yards on the ground. Tech, meanwhile, was held to 185 yards, its lowest total of the season. The Hokies never could get their offense on track, losing three of their six fumbles. Tech's only points came on a 40-yard field goal by Shayne Graham late in the third quarter.



## 1998 MUSIC CITY BOWL

NASHVILLE, TENNESSEE (41,600)  
DECEMBER 29, 1998

**VIRGINIA TECH 38**  
**ALABAMA 7**

### TEAM STATISTICS

	VT	UA
First Downs	14	15
Rushes-Yards	43-207	32-50
Passing Yards	71	224
Total Offense	278	274
Passes	7-14-1	19-35-3
Return Yards	122	70
Punts-Average	3-41.0	6-29.0
Fumbles-Lost	0-0	2-1
Penalties-Yards	5-31	10-94

### SCORE BY QUARTER

Virginia Tech	7	3	14	14	38
Alabama	0	7	0	0	7

### SCORING

VT (12:25 - 1st) - Al Clark 43 rush (Shayne Graham kick)  
 UA (09:13 - 2nd) - Michael Vaughn 5 pass from Andrew Zow (Ryan Pflugner kick)  
 VT (06:41 - 2nd) - Shayne Graham 44 FG  
 VT (08:16 - 3rd) - Lamont Pegues 1 rush (Shayne Graham kick)  
 VT (05:08 3rd) - Shyrone Stith 4 rush (Shayne Graham kick)  
 VT (13:31 - 4th) - Lamont Pegues 1 rush (Shayne Graham kick)  
 VT (07:33 - 4th) - Anthony Midget 27 interception return (Shayne Graham kick)

### STATISTICAL LEADERS

Rushing: VT - Stith, 10-71  
 UA - Alexander, 21-55  
 Passing: VT - Clark, 7-14-1-71  
 UA - Zow, 19-35-3-224  
 Receiving: VT - Harrison, 2-11  
 UA - Alexander, 8-87

### GAME SUMMARY

A sellout crowd of 41,600 who braved a freezing rain and a wind chill that dipped to 14 degrees watched as Virginia Tech beat Alabama 38-7 in the inaugural Music City Bowl at Vanderbilt Stadium. Quarterback Al Clark got Tech off to a quick start with a 43-yard touchdown run on the fourth play of the game. In the second half, Corey Moore forced an interception that led to a 1-yard touchdown run by Lamont Pegues and then he blocked a punt that set up a 4-yard touchdown by Shyrone Stith. Anthony Midget's interception return for a touchdown sealed the Hokies' first win over the Tide.



# Tech's Bowl History



## 2000 SUGAR BOWL

NEW ORLEANS, LOUISIANA (79,280)  
JANUARY 4, 2000

**VIRGINIA TECH 29**  
**FLORIDA STATE 46**

### TEAM STATISTICS

	VT	FSU
First Downs	24	15
Rushes-Yards	52-278	23-30
Passing Yards	225	329
Total Offense	503	359
Passes	15-29-0	20-34-1
Return Yards	222	157
Punts-Average	6-29.3	7-44.3
Fumbles-Lost	3-3	2-0
Penalties-Yards	6-65	7-59

### SCORE BY QUARTER

Virginia Tech	7	7	15	0	29
Florida State	14	14	0	18	46

### SCORING

FSU (03:22 - 1st) - P. Warrick 64 pass from C. Weinke (S. Janikowski kick)  
 FSU (02:14 - 1st) - J. Chaney 6 blocked punt return (S. Janikowski kick)  
 VT (00:30 - 1st) - Andre Davis 49 pass from Michael Vick (Shayne Graham kick)  
 FSU (13:45 - 2nd) - R. Dugans 63 pass from C. Weinke (S. Janikowski kick)  
 FSU (11:40 - 2nd) - P. Warrick 59 punt return (S. Janikowski kick)  
 VT (00:37 - 2nd) - Michael Vick 3 rush (Shayne Graham kick)  
 VT (07:54 - 3rd) - Shayne Graham 23 FG  
 VT (05:57 - 3rd) - Andre Kendrick 29 rush (Michael Vick pass failed)  
 VT (02:13 - 3rd) - Andre Kendrick 6 rush (Michael Vick pass failed)  
 FSU (12:59 - 4th) - R. Dugans 14 pass from C. Weinke (P. Warrick pass)  
 FSU (10:26 - 4th) - S. Janikowski 32 FG  
 FSU (07:42 - 4th) - P. Warrick 43 pass from C. Weinke (S. Janikowski kick)

### STATISTICAL LEADERS

Rushing: VT - Vick, 23-97  
 FSU - Chaney, 4-43  
 Passing: VT - Vick, 15-29-0-225  
 FSU - Weinke, 20-34-1-329  
 Receiving: VT - Davis, 7-108  
 FSU - Warrick, 6-163

### GAME SUMMARY

In a breathtaking game, Tech rallied from a 21-point first-half deficit to take the lead from Florida State going into the fourth quarter. But the Hokies simply couldn't overcome their mistakes nor the big plays of the Seminoles, and as a result, FSU walked off the field with a 46-29 Sugar Bowl victory and the national title at the Superdome. The Hokies trailed 28-7, but took a 29-28 lead on Michael Vick's 3-yard touchdown run with 37 seconds left in the third. The Seminoles scored two touchdowns in the fourth quarter, though, to pull away. Vick finished with 323 of the Hokies' 503 yards of total offense.



## 2001 GATOR BOWL

JACKSONVILLE, FLORIDA (68,741)  
JANUARY 1, 2001

**CLEMSON 20**  
**VIRGINIA TECH 41**

### TEAM STATISTICS

	CU	VT
First Downs	21	19
Rushes-Yards	35-88	47-211
Passing Yards	243	205
Total Offense	331	416
Passes	21-44-2	10-18-1
Return Yards	94	127
Punts-Average	5-38.4	2-32.0
Fumbles-Lost	2-0	2-2
Penalties-Yards	7-50	2-20

### SCORE BY QUARTER

Clemson	0	10	3	7	20
Virginia Tech	14	7	13	7	41

### SCORING

VT (13:23 - 1st) - Jarrett Ferguson 23 pass from Michael Vick (Carter Warley kick)  
 VT (01:08 - 1st) - Michael Vick 6 rush (Carter Warley kick)  
 CU (13:34 - 2nd) - Travis Zachery 23 pass from Woodrow Dantzler (Aaron Hunt kick)  
 CU (05:45 - 2nd) - Aaron Hunt 28 FG  
 VT (02:26 - 2nd) - Lee Suggs 3 rush (Carter Warley kick)  
 VT (12:19 - 3rd) - Lee Suggs 1 rush (Carter Warley kick failed)  
 CU (07:19 - 3rd) - Aaron Hunt 26 FG  
 VT (05:14 - 3rd) - Jarrett Ferguson 5 rush (Carter Warley kick)  
 CU (07:19 - 4th) - Rod Gardner 14 pass from Willie Simmons (Aaron Hunt kick)  
 VT (03:41 - 4th) - Lee Suggs 5 rush (Carter Warley kick)

### STATISTICAL LEADERS

Rushing: CU - Dantzler, 18-81  
 VT - Suggs, 20-73  
 Passing: CU - Dantzler, 15-32-1-180  
 VT - Vick, 10-18-1-205  
 Receiving: CU - Gardner, 7-94  
 VT - Wynn, 2-27

### GAME SUMMARY

Thanks to big plays from a Michael Vick-led offense and a strong defensive performance, Virginia Tech rolled past Clemson 41-20 at Alltel Stadium. Vick threw a touchdown pass and ran for a score and Lee Suggs scored three touchdowns to lead the way. Defensively, the Hokies held Clemson to just 88 yards rushing and recorded six sacks and two interceptions in a dominating performance.



## 2002 GATOR BOWL

JACKSONVILLE, FLORIDA  
JANUARY 1, 2002

**VIRGINIA TECH 17**  
**FLORIDA STATE 30**

### TEAM STATISTICS

	VT	FSU
First Downs	16	19
Rushes-Yards	40-43	39-104
Passing Yards	269	326
Total Offense	312	430
Passes	15-29-2	12-25-1
Return Yards	150	71
Punts-Average	7-29.9	4-40.5
Fumbles-Lost	2-1	1-1
Penalties-Yards	4-30	4-25

### SCORE BY QUARTER

Virginia Tech	3	0	14	0	17
Florida State	0	10	3	17	30

### SCORING

VT (10:56 - 1st) - Carter Warley 36 FG  
 FSU (06:32 - 2nd) - Chris Rix 1 rush (Xavier Beitia kick)  
 FSU (01:26 - 2nd) - Xavier Beitia 50 FG  
 VT (10:02 - 3rd) - Kevin Jones 5 rush (Carter Warley kick)  
 FSU (01:42 - 3rd) - Xavier Beitia 47 FG  
 VT (00:40 - 3rd) - Andre Davis 55 pass from Grant Noel (Carter Warley kick)  
 FSU (14:48 - 4th) - Javon Walker 77 pass from Chris Rix (Xavier Beitia kick)  
 FSU (10:13 - 4th) - Xavier Beitia 35 FG  
 FSU (02:14 - 4th) - Javon Walker 23 pass from Chris Rix (Xavier Beitia kick) 3:08

### STATISTICAL LEADERS

Rushing: VT - Jones, 23-55  
 FSU - Jones, 23-120  
 Passing: VT - Noel, 15-27-0-269  
 FSU - Rix, 12-25-1-326  
 Receiving: VT - Davis, 5-158  
 FSU - Walker, 4-195

### GAME SUMMARY

Despite 158 yards receiving from André Davis in the final game of his career, Virginia Tech couldn't hold off the big-play capabilities of Florida State, falling to the Seminoles 30-17 at Alltel Stadium. A 55-yard touchdown pass from Tech quarterback Grant Noel to Davis with 40 seconds left in the third quarter gave the Hokies a 17-13 lead. The Seminoles, though, scored on passing plays of 77 and 23 yards in the fourth quarter to pull away. Noel threw for 269 yards in the loss.

## 2002 SAN FRANCISCO BOWL



SAN FRANCISCO, CALIFORNIA (25,966)  
DECEMBER 31, 2002

**AIR FORCE 13**  
**VIRGINIA TECH 20**

TEAM STATISTICS	AF	VT
First Downs	17	21
Rushes-yds.	53-227	40-101
Passing yds.	91	177
Total off.	318	278
Passes	4-19-2	18-23-0
Return yds.	82	82
Punts-avg.	3-30.7	3-40.0
Fumbles-lost	1-0	2-1
Penalties-yds.	7-73	3-25

### SCORE BY QUARTER

Air Force	10	0	0	3	13
Virginia Tech	7	3	7	3	20

### SCORING

AF (12:00 re 1st) - Matt Ward 15 rush (Joey Ashcroft kick)  
 AF (07:36 re 1st) - Joey Ashcroft 45 FG  
 VT (02:26 re 1st) - Lee Suggs 16 rush (Carter Warley kick)  
 VT (00:33 re 2nd) - Carter Warley 23 FG  
 VT (04:55 re 3rd) - Lee Suggs 1 rush (Carter Warley kick)  
 AF (09:58 re 4th) - Joey Ashcroft 21 FG  
 VT (04:11 re 4th) - Carter Warley 37 FG

### STATISTICAL LEADERS

Rushing: AF - Butler, 17-75  
 VT - Suggs, 19-70  
 Passing: AF - Harridge, 4-19-2-91  
 VT - Randall, 18-23-0-177  
 Receiving: AF - Park, 1-47  
 VT - Wilford, 5-50

### GAME SUMMARY

The Virginia Tech Hokies rallied from a 10-point deficit to take the lead in the second half and Ronyell Whitaker made a big defensive play in the waning seconds as the Hokies rang in the New Year with a 20-13 win over Air Force in the inaugural Diamond Walnut San Francisco Bowl at Pac Bell Park, home of Major League Baseball's San Francisco Giants. Whitaker knocked away a certain touchdown pass to preserve the Hokies' win. Lee Suggs led Tech's offense with two touchdown runs.

## 2003 INSIGHT BOWL



PHOENIX, ARIZONA (42,364)  
DECEMBER 26, 2003

**CALIFORNIA 52**  
**VIRGINIA TECH 49**

TEAM STATISTICS	CAL	VT
First Downs	27	27
Rushes-Yards	41-136	26-153
Passing Yards	394	398
Total Offense	530	551
Passes	27-35-0	24-34-0
Return Yards	85	209
Punts-Average	4-39.8	2-41.0
Fumbles-Lost	1-0	0-0
Penalties-Yards	4-25	6-40

### SCORE BY QUARTER

California	7	14	21	10	52
Virginia Tech	21	7	0	21	49

### SCORING

CAL (09:56 - 1st) - A. Rodgers 1 rush (T. Fredrickson kick)  
 VT (07:18 - 1st) - Bryan Randall 2 rush (Carter Warley kick)  
 VT (02:44 - 1st) - Keith Willis 3 pass from Bryan Randall (Carter Warley kick)  
 VT (00:50 - 1st) - Marcus Vick 36 pass from Bryan Randall (Carter Warley kick)  
 CAL (09:10 - 2nd) - C. Lyman 33 pass from Rodgers (Fredrickson kick)  
 VT (05:16 - 2nd) - Kevin Jones 11 rush (Carter Warley kick)  
 CAL (00:30 - 2nd) - JJ Arrington 13 pass from Rodgers (Fredrickson kick)  
 CAL (10:16 - 3rd) - C. Manderino 3 rush (Fredrickson kick)  
 CAL (05:59 - 3rd) - A. Echemandu 9 rush (Fredrickson kick)  
 CAL (00:48 - 3rd) - Rodgers 8 rush (Fredrickson kick)  
 VT (13:35 - 4th) - Keith Willis 22 pass from Bryan Randall (Brandon Pace kick)  
 CAL (06:26 - 4th) - V. Strang 13 rush (Fredrickson kick)  
 VT (04:28 - 4th) - Chris Shreve 28 pass from Bryan Randall (Brandon Pace kick)  
 VT (03:11 - 4th) - DeAngelo Hall 52 punt return (Brandon Pace kick)  
 CAL (00:00 - 4th) - Fredrickson 35 FG

### STATISTICAL LEADERS

Rushing: Cal - Arrington, 11-37  
 VT - Jones, 16-153  
 Passing: Cal - Rodgers, 27-35-0-394  
 VT - Randall, 24-34-0-398  
 Receiving: Cal - Toler, 6-84  
 VT - Wilford, 8-110

### GAME SUMMARY

Cal kicker Tyler Fredrickson, who came into the game having made just 14 of 29 field-goal attempts all season, drilled a 35-yarder at the final horn to lift California past the Hokies 52-49 at Bank One Ballpark, home of Major League Baseball's Arizona Diamondbacks. Tech quarterback Bryan Randall threw for 398 yards and four touchdowns and DeAngelo Hall returned a punt for a touchdown, but the Hokies allowed 530 yards of offense and couldn't stop the Bears on their final drive.



## 2005 SUGAR BOWL

NEW ORLEANS, LOUISIANA (77,349)  
JANUARY 3, 2005

**VIRGINIA TECH 13**  
**AUBURN 16**

TEAM STATISTICS	VT	AU
First Downs	19	14
Rushes-Yards	22-76	43-110
Passing Yards	299	189
Total Offense	375	299
Passes	21-38-2	11-16-1
Return Yards	71	75
Punts-Average	5-35.2	4-43.0
Fumbles-Lost	0-0	1-1
Penalties-Yards	7-57	4-35

### SCORE BY QUARTER

Virginia Tech	0	0	0	13	13
Auburn	6	3	7	0	16

### SCORING

AU (08:44 - 1st) - John Vaughn 23 FG  
 AU (01:10 - 1st) - John Vaughn 19 FG  
 AU (01:50 - 2nd) - John Vaughn 24 FG  
 AU (10:39 - 3rd) - D. Aromashodu 5 pass from Jason Campbell (John Vaughn kick)  
 VT (06:58 - 4th) - Josh Morgan 29 pass from Bryan Randall (Bryan Randall pass failed)  
 VT (02:01 - 4th) - Josh Morgan 80 pass from Bryan Randall (Brandon Pace kick)

### STATISTICAL LEADERS

Rushing: VT - Randall, 9-45  
 AU - Brown, 14-68  
 Passing: VT - Randall, 21-38-2-299  
 AU - Campbell, 11-16-1-189  
 Receiving: VT - Hyman, 5-71  
 AU - Taylor, 5-87

### GAME SUMMARY

The Virginia Tech Hokies took the Auburn Tigers to the final two minutes of the game, but could not pull off the upset, falling to the Tigers 16-13 at the Superdome. Trailing 16-6 with 2:13 showing on the clock, Tech cut into the lead when quarterback Bryan Randall hit Josh Morgan for an 80-yard touchdown strike to bring Tech within three points with 2:01 remaining. Auburn, though, recovered Tech's onside kick and ran out the clock to register the win. Randall accounted for 344 yards of offense in the loss.



# Tech's Bowl History



## 2006 GATOR BOWL

JACKSONVILLE, FLORIDA (63,780)  
JANUARY 2, 2006

LOUISVILLE 24  
VIRGINIA TECH 35

TEAM STATISTICS	LOU	VT
First Downs	20	21
Rushes-Yards	30-127	48-187
Passing Yards	216	203
Total Offense	343	390
Passes	15-37-3	11-21-0
Return Yards	158	170
Punts-Average	4-46.3	6-50.0
Fumbles-Lost	1-1	2-0
Penalties-Yards	5-49	7-93

### SCORE BY QUARTER

Louisville	14	3	0	7	24
Virginia Tech	3	7	3	22	35

### SCORING

LOU (10:57 - 1st) - Mario Urrutia 11 pass from H. Cantwell (Art Carmody kick)  
 VT (06:04 - 1st) - Brandon Pace 36 FG  
 LOU (02:53 - 1st) - Joshua Tinch 39 pass from Cantwell (Carmody kick)  
 VT (05:06 - 2nd) - Justin Harper 33 pass from Marcus Vick (Brandon Pace kick)  
 LOU (02:32 - 2nd) - Carmody 35 FG  
 VT (03:12 - 3rd) - Brandon Pace 28 FG  
 LOU (13:37 - 4th) - Gary Barnidge 29 pass from Cantwell (Carmody kick)  
 VT (13:04 - 4th) - Cedric Humes 24 rush (Josh Morgan pass)  
 VT (06:09 - 4th) - Jeff King 5 pass from Marcus Vick (Brandon Pace kick)  
 VT (05:04 - 4th) - James Anderson 39 interception return (Brandon Pace kick)

### STATISTICAL LEADERS

Rushing: LOU - Bush, 16-94  
 VT - Humes, 22-113  
 Passing: LOU - Cantwell, 15-37-3-216  
 VT - Vick, 11-21-0-203  
 Receiving: LOU - Urrutia, 6-95  
 VT - King, 3-27

### GAME SUMMARY

The Virginia Tech Hokies twice rallied from 11-point deficits and scored 22 unanswered points in the fourth quarter to knock off Louisville 35-24 at Alltel Stadium. Tech trailed 24-13 in the fourth quarter, but a Cedric Humes touchdown run and a two-point conversion cut the deficit to 24-21. Then following a Louisville turnover, Tech's Marcus Vick threw a touchdown pass to Jeff King that enabled the Hokies to take the lead. James Anderson's interception return for a score sealed the win for Tech. Humes rushed for 113 yards and the touchdown in the win.



## 2006 CHICK-FIL-A BOWL

ATLANTA, GEORGIA (75,406)  
DECEMBER 30, 2006

GEORGIA 31  
VIRGINIA TECH 24

TEAM STATISTICS	UGA	VT
First Downs	9	9
Rushes-Yards	31-71	26-42
Passing Yards	129	147
Total Offense	200	189
Passes	9-21-1	14-27-3
Return Yards	125	158
Punts-Average	7-37.7	4-48.8
Fumbles-Lost	1-0	1-1
Penalties-Yards	4-31	8-78

### SCORE BY QUARTER

Georgia	3	0	10	18	31
Virginia Tech	0	21	0	3	24

### SCORING

UGA (10:49 - 1st) - Brandon Coutu 39 FG  
 VT (14:07 - 2nd) - Branden Ore 1 rush (Brandon Pace kick)  
 VT (06:45 - 2nd) - Branden Ore 1 rush (Brandon Pace kick)  
 VT (04:36 - 2nd) - Sam Wheeler 53 pass from Eddie Royal (Brandon Pace kick)  
 UGA (06:10 - 3rd) - Brandon Coutu 51 FG  
 UGA (01:52 - 3rd) - Martrez Milner 6 pass from M. Stafford (Brandon Coutu kick)  
 UGA (12:39 - 4th) - Kregg Lumpkin 3 rush (Martrez Milner pass)  
 UGA (10:42 - 4th) - Brandon Coutu 28 FG  
 UGA (07:30 - 4th) - B. Southerland 1 rush (Brandon Coutu kick)  
 VT (03:41 - 4th) - Brandon Pace 28 FG

### STATISTICAL LEADERS

Rushing: UGA - Lumpkin, 12-39  
 VT - Ore, 20-42  
 Passing: UGA - Stafford, 9-21-1-129  
 VT - Glennon, 13-26-3-94  
 Receiving: UGA - Milner, 3-49  
 VT - Ore, 4-11

### GAME SUMMARY

Virginia Tech jumped out to a 21-3 halftime lead, but the Hokies' second-half turnovers proved costly, as Georgia scored 28 unanswered points in the final 30 minutes to knock off Tech 31-24 at the Georgia Dome. The Hokies jumped out to the 18-point halftime lead thanks to two 1-yard touchdown runs by tailback Branden Ore and a 53-yard pass from receiver Eddie Royal to tight end Sam Wheeler on a trick play. But Tech turned the ball over four times in the second half and three of those turnovers led to 18 Georgia points. The Hokies finished with just 189 yards of offense.



## 2008 ORANGE BOWL

MIAMI GARDENS, FLORIDA (74,111)  
JANUARY 3, 2008

KANSAS 24  
VIRGINIA TECH 21

TEAM STATISTICS	KU	VT
First Downs	19	20
Rushes-Yards	36-95	42-135
Passing Yards	249	171
Total Offense	344	306
Passes	21-38-1	14-31-3
Return Yards	160	222
Punts-Average	5-50.0	5-38.6
Fumbles-Lost	1-0	0-0
Penalties-Yards	5-70	4-27

### SCORE BY QUARTER

Kansas	7	10	0	7	24
Virginia Tech	0	7	7	7	21

### SCORING

KU (05:15 - 1st) - Talib, Aqib 60 interception return (Webb, Scott kick)  
 KU (12:00 - 2nd) - Webb, Scott 32 FG  
 KU (07:03 - 2nd) - Henry, Marcus 13 pass from Reesing, Todd (Webb, Scott kick)  
 VT (01:24 - 2nd) - Branden Ore 1 rush (Jud Dunlevy kick)  
 VT (11:35 - 3rd) - Justin Harper 84 punt return (Jud Dunlevy kick)  
 KU (10:57 - 4th) - Reesing, Todd 2 rush (Webb, Scott kick)  
 VT (03:00 - 4th) - Justin Harper 20 pass from Sean Glennon (Jud Dunlevy kick)

### STATISTICAL LEADERS

Rushing: KU - McAnderson, 15-75  
 VT - Ore, 23-116  
 Passing: KU - Reesing, 20-37-1-227  
 VT - Glennon, 13-28-2-160  
 Receiving: KU - Fields, 7-101  
 VT - Harper, 4-64

### GAME SUMMARY

The Virginia Tech Hokies trimmed a 17-point first-half deficit to three points in the second half, but couldn't quite get over the hump, falling to the Kansas Jayhawks 24-21 at Dolphin Stadium. Tech turned the ball over three times and those three turnovers led to 17 Kansas points. The Hokies also had a field goal blocked, allowed a first down on a fake punt that ultimately led to a score, and gave up five sacks. Justin Harper paced Tech with a touchdown reception and a punt return for a touchdown in the loss.



## 2009 ORANGE BOWL

MIAMI GARDENS, FLORIDA (73,602)  
JANUARY 1, 2009

CINCINNATI 7  
VIRGINIA TECH 20

### TEAM STATISTICS

	CIN	VT
First Downs	14	23
Rushes-Yards	21-71	55-258
Passing Yards	239	140
Total Offense	310	398
Passes	16-33-4	13-23-1
Return Yards	128	38
Punts-Average	4-45.8	5-38.0
Fumbles-Lost	2-0	3-0
Penalties-Yards	3-30	3-17

### SCORE BY QUARTER

Cincinnati	7	0	0	0	7
Virginia Tech	0	10	3	7	20

### SCORING

CIN (13:08 - 1st) - Mardy Gilyard 15 pass from Tony Pike (Jake Rogers kick)  
 VT (13:00 - 2nd) - Tyrod Taylor 17 rush (Dustin Keys kick)  
 VT (00:00 - 2nd) - Dustin Keys 43 FG  
 VT (08:32 - 3rd) - Dustin Keys 35 FG  
 VT (11:29 - 4th) - Darren Evans 6 rush (Dustin Keys kick)

### STATISTICAL LEADERS

Rushing: CIN - Ramsey, 4-34  
 VT - Evans, 28-153  
 Passing: CIN - Pike, 16-33-4-239  
 VT - Taylor, 13-22-1-140  
 Receiving: CIN - Gilyard, 7-158  
 VT - Coale, 3-52

### GAME SUMMARY

Virginia Tech got a 100-yard rushing performance from Darren Evans and Tech's defense intercepted four passes, as the Hokies shook off an early Cincinnati touchdown and dominated the Bearcats the rest of the way en route to a 20-7 victory at Dolphin Stadium. The Hokies gave up an early score, but didn't allow another point. Evans ground out 153 yards on 28 carries for his fourth 100-yard rushing performance of the year. His 6-yard touchdown run with 11:29 to go iced the game for the Hokies.



## 2009 CHICK-FIL-A BOWL

ATLANTA, GEORGIA (73,777)  
DECEMBER 31, 2009

VIRGINIA TECH 37  
TENNESSEE 14

### TEAM STATISTICS

	VT	TENN
First Downs	19	14
Rushes-Yards	48-229	31-5
Passing Yards	209	235
Total Offense	438	240
Passes	10-17-1	15-26-1
Return Yards	108	163
Punts-Average	3-41.7	6-42.7
Fumbles-Lost	0-0	2-1
Penalties-Yards	5-30	4-28

### SCORE BY QUARTER

Virginia Tech	7	10	7	13	37
Tennessee	0	14	0	0	14

### SCORING

VT (06:56 - 1st) - Ryan Williams 1 rush (Matt Waldron kick)  
 VT (11:56 - 2nd) - Ryan Williams 3 rush (Matt Waldron kick)  
 UT (06:43 - 2nd) - M. Hardesty 4 rush (Devin Mathis kick)  
 UT (00:18 - 2nd) - Denarius Moore 2 pass from J. Crompton (Devin Mathis kick)  
 VT (00:00 - 2nd) - Matt Waldron 21 FG  
 VT (08:42 - 3rd) - Tyrod Taylor 1 rush (Matt Waldron kick)  
 VT (13:33 - 4th) - Matt Waldron 46 FG  
 VT (05:14 - 4th) - David Wilson 3 rush (Matt Waldron kick)  
 VT (02:38 - 4th) - Matt Waldron 22 FG

### STATISTICAL LEADERS

Rushing: VT - Williams, 25-117  
 UT - Hardesty, 18-39  
 Passing: VT - Taylor, 10-17-1-209  
 UT - Crompton, 15-26-1-235  
 Receiving: VT - Boykin, 4-120  
 UT - Jones, 5-70

### GAME SUMMARY

The Hokies dominated the final 30 minutes by using Ryan Williams' rushing and yet another powerful second-half defensive performance to roll past Tennessee 37-14 at the Georgia Dome. Tech's defense did not allow a point in the second half for the fifth straight game and allowed just 112 yards of offense in the final 30 minutes - 43 of that coming in Vols' final drive with the outcome well in hand. The defense also recorded six sacks. Williams rushed for 117 yards and two touchdowns, breaking Tech's single-season rushing record of 1,647 yards set by former tailback Kevin Jones in 2003. Williams finished the season with 1,655 yards.



## 2011 ORANGE BOWL

MIAMI GARDENS, FLORIDA (65,453)  
January 3, 2011

STANFORD 40  
VIRGINIA TECH 12

### TEAM STATISTICS

	STAN	VT
First Downs	19	16
Rushes-Yards	31-247	34-66
Passing Yards	287	222
Total Offense	534	288
Passes	18-23-1	16-33-1
Return Yards	103	118
Punts-Average	3-46.0	8-43.5
Fumbles-Lost	2-1	0-0
Penalties-Yards	6-49	4-28

### SCORE BY QUARTER

Stanford	7	6	13	14	40
Virginia Tech	2	10	0	0	12

### SCORING

STAN (06:16 - 1st) - J. Stewart 60 rush (N. Whitaker kick)  
 VT (00:59 - 1st) - Team Safety  
 VT (10:22 - 2nd) - David Wilson 11 pass from Tyrod Taylor (Chris Hazley kick)  
 STAN (06:32 - 2nd) - Z. Ertz 25 pass from A. Luck (N. Whitaker kick failed)  
 VT (00:03 - 2nd) - Chris Hazley 37 FG  
 STAN (08:47 - 3rd) - O. Marecic 1 rush (N. Whitaker kick failed)  
 STAN (05:49 - 3rd) - C. Fleener 41 pass from A. Luck (N. Whitaker kick)  
 STAN (12:28 - 4th) - C. Fleener 58 pass from A. Luck (N. Whitaker kick)  
 STAN (06:05 - 4th) - C. Fleener 38 pass from A. Luck (N. Whitaker kick)

### STATISTICAL LEADERS

Rushing: STAN - Taylor, 13-114  
 VT - Evans, 12-37  
 Passing: STAN - Luck, 18-23-1-287  
 VT - Taylor, 16-31-1-222  
 Receiving: STAN - Fleener, 6-173  
 VT - Coale, 7-92

### GAME SUMMARY

Stanford scored touchdowns on its first four possessions of the second half to break open a close game and down the Hokies 40-12 at Sun Life Stadium. The Cardinal finished with 534 yards of total offense. Tech's lone touchdown came on an 11-yard pass from Tyrod Taylor to David Wilson. Taylor paced the Hokies with 222 yards passing, but was sacked eight times.



# Tech's Bowl History



## 2012 SUGAR BOWL

NEW ORLEANS, LOUISIANA (64,512)  
JANUARY 3, 2012

**MICHIGAN 23 (OT)**  
**VIRGINIA TECH 20**

TEAM STATISTICS	MICH	VT
First Downs	12	22
Rushes-Yards	30-56	48-163
Passing Yards	128	214
Total Offense	184	377
Passes	10-22-1	19-28-1
Return Yards	60	115
Punts-Average	5-36.2	1-36.0
Fumbles-Lost	2-0	1-1
Penalties-Yards	4-26	7-68

### SCORE BY QUARTER

Michigan	0	10	7	3	3	23
Virginia Tech	3	3	3	11	0	20

### SCORING

VT (07:04 - 1st) - Justin Myer 37 FG  
 VT (14:10 - 2nd) - Justin Myer 43 FG  
 MICH (00:49 - 2nd) - J. Hemingway 45 pass from D. Robinson (B. Gibbons kick)  
 MICH (00:00 - 2nd) - B. Gibbons 24 FG  
 MICH (09:43 - 3rd) - J. Hemingway 18 pass from Robinson, D. (B. Gibbons kick)  
 VT (04:48 - 3rd) - Justin Myer 36 FG  
 VT (10:22 - 4th) - Logan Thomas 1 rush (Marcus Davis pass)  
 MICH (04:00 - 4th) - B. Gibbons 39 FG  
 VT (00:02 - 4th) - Justin Myer 25 FG  
 MICH (15:00 OT) - B. Gibbons 37 FG

### STATISTICAL LEADERS

Rushing: MICH - Toussaint, 13-30  
 VT - Wilson, 24-82  
 Passing: MICH - Robinson, 9-21-1-117  
 VT - Thomas, 19-28-1-214  
 Receiving: MICH - Hemingway, 2-63  
 VT - Coale, 8-117

### GAME SUMMARY

Michigan kicker Brendan Gibbons booted a game-winning 37-yard field goal in overtime, as the Wolverines knocked off Virginia Tech 23-20 in a wild Sugar Bowl at the Superdome. Tech lost the coin flip in overtime and Michigan decided to play defense first. On third-and-5 from the Michigan 20, Tech quarterback Logan Thomas appeared to have thrown a touchdown pass to receiver Danny Coale in the corner of the end zone. Officials originally ruled the play a touchdown, but reviewed it, and then reversed the call, saying Coale didn't maintain control of the ball. Tech's defense only gave up 184 yards in the game, but turnovers and penalties kept the Wolverines in the game.

## 2012 RUSSELL ATHLETIC BOWL

ORLANDO, FLORIDA (48,127)  
DECEMBER 28, 2012



**RUTGERS 10**  
**VIRGINIA TECH 13 (OT)**

TEAM STATISTICS	RU	VT
First Downs	14	12
Rushes-Yards	39-67	32-3
Passing Yards	129	193
Total Offense	196	196
Passes	17-40-1	15-40-1
Return Yards	105	135
Punts-Average	10-36.3	11-42.2
Fumbles-Lost	2-1	5-1
Penalties-Yards	4-35	14-95

### SCORE BY QUARTER

Rutgers	10	0	0	0	0	10
Virginia Tech	0	0	0	10	3	13

### SCORING

RU (14:43 - 1st) - Khaseem Greene 0 fumble return (Nick Borgese kick)  
 RU (02:38 - 1st) - Nick Borgese 36 FG  
 VT (12:14 - 4th) - Cody Journell 25 FG  
 VT (10:56 - 4th) - Corey Fuller 21 pass from Logan Thomas (Cody Journell kick)  
 VT (15:00 OT) - Cody Journell 22 FG

### STATISTICAL LEADERS

Rushing: RU - Huggins, 18-48  
 VT - Scales, 12-14  
 Passing: RU - Nova, 17-40-1-129  
 VT - Thomas, 15-39-2-193  
 Receiving: RU - Coleman, 4-55  
 VT - Coleman, 5-39

### GAME SUMMARY

Virginia Tech kicker Cody Journell drilled a 22-yard field goal in overtime, and Rutgers kicker Nick Borgese misfired from 42-yards out on the Scarlet Knights' possession, enabling the Hokies to rally for a 13-10 overtime victory at the Florida Citrus Bowl. Tech entered the fourth quarter down 10-0, but a 25-yard field goal from Journell cut the Rutgers lead to 10-3 with 12:14 left in the game. Then, moments later, cornerback Antone Exum intercepted a pass and returned it 32 yards to the Rutgers 21. That put the Hokies in perfect field position with 11:11 remaining and they tied the game on a 21-yard touchdown pass from quarterback Logan Thomas to Corey Fuller. Tech's defense held Rutgers' offense without a touchdown and allowed just 196 yards.

## 2013 SUN BOWL

EL PASO, TEXAS (47,912)  
DECEMBER 31, 2013



**VIRGINIA TECH 12**  
**UCLA 42**

TEAM STATISTICS	VT	UCLA
First Downs	17	22
Rushes-Yards	38-143	36-197
Passing Yards	176	255
Total Offense	319	452
Passes	15-36-2	17-28-0
Return Yards	65	109
Punts-Average	9-41.2	6-43.5
Fumbles-Lost	1-0	3-1
Penalties-Yards	13-109	8-75

### SCORE BY QUARTER

Virginia Tech	7	0	3	2	12
UCLA	7	7	0	28	42

### SCORING

UCLA (13:26 - 1st) - Brett Hundley 7 rush (Kaim Fairbairn kick)  
 VT (08:14 - 1st) - J.C. Coleman 1 rush (Michael Branthover kick)  
 UCLA (09:17 - 2nd) - Brett Hundley 86 rush (Kaim Fairbairn kick)  
 VT (03:53 - 3rd) - Michael Branthover 22 FG  
 UCLA (14:20 - 4th) - Paul Perkins 5 rush (Kaim Fairbairn kick)  
 UCLA (13:22 - 4th) - Myles Jack 24 interception return (Kaim Fairbairn kick)  
 VT (09:38 - 4th) - Team safety  
 UCLA (07:31 re 4th) - Thomas Duarte 8 pass from Brett Hundley (Kaim Fairbairn kick)  
 UCLA(05:49 - 4th) - Shaquell Evans 59 pass from Brett Hundley (Kaim Fairbairn kick)

### STATISTICAL LEADERS

Rushing: VT - Thomas, 3-49  
 UCLA - Hundley, 10-161  
 Passing: VT - Leal, 12-25-2-130  
 UCLA - Hundley, 16-27-0-226  
 Receiving: VT - Stanford, 3-34  
 UCLA - Evans, 4-92

### GAME SUMMARY

Virginia Tech saw quarterback Logan Thomas go down with an injury in the second quarter and the Hokies never recovered, falling 42-12 to UCLA at Sun Bowl Stadium. Thomas did not return in the game. The Hokies cut a 14-7 deficit to 14-10 on a field goal in the third quarter, but got no closer. UCLA quarterback Brett Hundley threw two fourth-quarter touchdown passes and ran for two scores in the first half to pace the Bruins attack.



## 2014 MILITARY BOWL

ANNAPOLIS, MARYLAND (34,277)  
DECEMBER 27, 2014

**VIRGINIA TECH 33**  
**CINCINNATI 17**

### TEAM STATISTICS

	CIN	VT
First Downs	19	18
Rushes-Yards	33-144	44-210
Passing Yards	345	124
Total Offense	489	334
Passes	18-37-2	15-25-1
Return Yards	139	157
Punts-Average	5-42.2	5-39.2
Fumbles-Lost	1-1	2-0
Penalties-Yards	7-73	4-35

### SCORE BY QUARTER

Virginia Tech	7	6	14	6	33
Cincinnati	7	3	0	7	17

### SCORING

CINC (05:47 - 1st) - Chris Moore 31 pass from Gunner Kiel (Andrew Gantz kick)  
 VT (03:51 - 1st) - J.C. Coleman 1 rush (Joey Slye kick)  
 VT (12:55 - 2nd) - Joey Slye 45 FG  
 CINC (00:36 - 2nd) - Andrew Gantz 25 FG  
 VT (00:00 - 2nd) - Joey Slye 49 FG  
 VT (11:05 - 3rd) - Ryan Malleck 1 pass from Michael Brewer (Joey Slye kick)  
 VT (09:16 - 3rd) - Greg Stroman 12 fumble return (Joey Slye kick)  
 VT (13:20 - 4th) - Joey Slye 38 FG  
 CINC (10:35 - 4th) - Chris Moore 43 pass from M. Colosimo (Andrew Gantz kick)  
 VT (08:52 - 4th) - Joey Slye 33 FG

### STATISTICAL LEADERS

Rushing: CINC - Colosimo, 4-54  
 VT - Coleman, 25-157  
 Passing: CINC - Kiel, 14-26-2-244  
 VT - Brewer, 14-24-1-94  
 Receiving: CINC - Washington, 5-100  
 VT - Ford, 3-44

### GAME SUMMARY

J.C. Coleman set a Virginia Tech bowl record for rushing yards and Joey Slye booted four field goals as the Hokies wrapped up the 2014 season with a 33-17 win over the University of Cincinnati at Navy-Marine Corps Memorial Stadium. Coleman was named MVP after running for 157 yards and a touchdown on 25 carries. The 157 yards set a new Tech bowl record for yards, surpassing Kevin Jones and Darren Evans, who each ran for 153 yards in a game. Slye's four field goals tied the school record for made field goals in a bowl game. Justin Myer hit four field goals in the 2012 Sugar Bowl against Michigan. Tech's defense allowed 489 yards of UC offense, but had two interceptions and clamped down in big situations to thwart drives.



## 2015 INDEPENDENCE BOWL

SHREVEPORT, LOUISIANA (31,289)  
DECEMBER 26, 2015

**TULSA 52**  
**VIRGINIA TECH 55**

### TEAM STATISTICS

	TLS	VT
First Downs	27	30
Rushes-Yards	39-189	43-254
Passing Yards	374	344
Total Offense	563	598
Passes	27-44-0	23-38-1
Return Yards	66	263
Punts-Average	7-45.3	4-40.3
Fumbles-Lost	1-0	1-1
Penalties-Yards	6-44	5-40

### SCORE BY QUARTER

Tulsa	21	10	6	15	52
Virginia Tech	24	21	7	3	55

### SCORING

TLS (14:14 - 1st) - D. Brewer 48 rush (R. Jones kick)  
 VT (12:53 - 1st) - Travon McMillian 51 rush (Joey Slye kick)  
 TLS (11:54 - 1st) - Z. Langer 2 rush (Jones kick)  
 VT (11:42 - 1st) - Isaiah Ford 75 pass from Michael Brewer (Slye kick)  
 VT (09:53 - 1st) - Joey Slye 27 FG  
 VT (05:28 - 1st) - Sam Rogers 14 rush (Slye kick)  
 TLS (02:19 - 1st) - B. Louie 9 pass from D. Evans (Jones kick)  
 VT (13:09 - 2nd) - Bucky Hodges 16 rush (Slye kick)  
 VT (09:09 - 2nd) - Travon McMillian 1 rush (Slye kick)  
 VT (07:11 - 2nd) - Greg Stroman 67 punt return (Slye kick)  
 TLS (02:26 - 2nd) - R. Jones 29 FG  
 TLS (00:20 - 2nd) - D. Brewer 10 rush (Jones kick)  
 VT (07:38 - 3rd) - Trey Edmunds 1 rush (Slye kick)  
 TLS (04:11 - 3rd) - D. Evans 9 rush (Jones kick failed)  
 VT (11:09 - 4th) - Joey Slye 41 FG  
 TLS (07:35 - 4th) - J. Atkinson 21 pass from D. Evans (K. Garrett pass)  
 TLS (03:47 - 4th) - K. Garrett 36 pass from D. Evans (Jones kick)

### STATISTICAL LEADERS

Rushing: TLS - Brewer, 14-105  
 VT - McMillian, 16-82  
 Passing: TLS - Evans, 27-44-0-374  
 VT - Brewer, 23-37-1-344  
 Receiving: TLS - Atkinson, 11-139  
 VT - Ford, 12-227

### GAME SUMMARY

Virginia Tech made the final game for its head coach a memorable one, beating Tulsa 55-52 at Independence Stadium. The win marked the final one for Frank Beamer, who decided in November to retire at the conclusion of the season after 29 seasons as the Hokies' head coach. Tech's players doused Beamer as he walked across the field to shake the hands of Tulsa coach Philip Montgomery. The Hokies led 55-37 with 11 minutes remaining and held on, getting a sack from Dadi Nicolas on Tulsa's final drive to seal the game. Tech receiver Isaiah Ford caught 12 passes for 227 yards, both bowl records for the Hokies, and Travon McMillian rushed for two of the Hokies' five touchdowns in the win.



## 2016 BELK BOWL

CHARLOTTE, NORTH CAROLINA (46,902)  
DECEMBER 29, 2016

**ARKANSAS 24**  
**VIRGINIA TECH 35**

### TEAM STATISTICS

	ARK	VT
First Downs	14	25
Rushes-Yards	34-36	44-159
Passing Yards	278	243
Total Offense	314	402
Passes	18-31-3	21-34-1
Return Yards	37	83
Punts-Average	7-43.4	6-39.2
Fumbles-Lost	1-1	2-1
Penalties-Yards	12-75	4-45

### SCORE BY QUARTER

Arkansas	17	7	0	0	24
Virginia Tech	0	0	21	14	35

### SCORING

ARK (13:23 - 1st) - C. Hedlund 38 FG  
 ARK (02:22 - 1st) - A. Allen 1 rush (C. Hedlund kick)  
 ARK (00:21 - 1st) - C. O'Grady 28 pass from A. Allen (Hedlund kick)  
 ARK (10:05 - 2nd) - K. Hatcher 12 pass from A. Allen (Hedlund kick)  
 VT (13:27 - 3rd) - Jerod Evans 4 rush (Joey Slye Kick)  
 VT (04:18 - 3rd) - Sam Rogers 3 pass from J. Evans (Slye kick)  
 VT (04:00 - 3rd) - Chris Cunningham 5 pass from J. Evans (Slye kick)  
 VT (12:03 - 4th) - Travon McMillian 6 rush (Slye kick)  
 VT (06:41 - 4th) - J. Evans 1 rush (Slye kick)

### STATISTICAL LEADERS

Rushing: ARK - Williams, 12-34  
 VT - Evans, 22-87  
 Passing: ARK - Allen, 18-31-3-278  
 VT - Evans, 21-33-1-243  
 Receiving: ARK - Hatcher, 6-105  
 VT - Phillips, 6-115


### GAME SUMMARY

Virginia Tech quarterback Jerod Evans accounted for four second-half touchdowns and Tech's defense forced four turnovers in the second half, as the No. 22 Hokies rallied from a 24-0 halftime deficit to knock off Arkansas 35-24 in the Belk Bowl. The Hokies' 24-point rally was the biggest since 1987 and believed to be the biggest in school history. Tech turned the ball over twice in the first half, and the Razorbacks scored 10 points off of those - part of their 24-point barrage. But Tech's Chuck Clark arguably turned the game, forcing a fumble on Arkansas' first possession of the second half. Woody Baron recovered for the Hokies, and Evans scored on a 4-yard run for Tech's first score of the game. Arkansas turned it over four times in the second half - and the Hokies scored touchdowns after every one of them. A Tremaine Edmunds interception led to a 5-yard touchdown pass from Evans to tight end Chris Cunningham with 4 minutes left in the third quarter that cut the lead to 24-21. Tech took its first lead of the game on a 6-yard touchdown run by Travon McMillian with 12:03 left in the game. The Hokies then iced it when Terrell Edmunds' interception led to a 1-yard touchdown run by Evans with 6:41 remaining that accounted for the final margin.



# Hokies in the NFL

Xavier Adibi	Houston (2008-10) Minnesota (2011) Tennessee (2012)	Ken Brown	Denver (1995)	Ray Crittenden	New England (1993-94) San Diego (1997)
James Anderson	Carolina (2006-12) Chicago (2013) Atlanta (2014) Dallas (2014) Tennessee (2014) New Orleans (2015) Minnesota (1998-2000)	Robert Brown	Green Bay (1982-92)	Carroll Dale	L.A. Rams (1960-64) Green Bay (1965-72) Minnesota (1973)
Antonio Banks	Washington (1968)	Roger Brown	N.Y. Giants (1990-91) New England (1992)	André Davis	Cleveland (2002-04) New England (2005) Buffalo (2006) Houston (2007-09)
Ken Barefoot	Dallas (2017)	Phil Bryant	Kansas City (1992) Buffalo (1993)	Anthony Davis	Tampa Bay (2004-08)
Woody Baron	Cleveland (2003)	John Burke	Philadelphia (1994) New England (1994-96) N. Y. Jets (1997)	Jim Davis	Jacksonville (2005)
Chad Beasley	Pittsburgh (1978-83)	Rashad Carmichael	San Diego (1998) Houston (2011-13) Philadelphia (2014)	Gennaro DiNapoli	Oakland (1999) Tennessee (2001-02) Dallas (2003) SF (1994-97)
Tom Beasley	Washington (1984-86)	Keion Carpenter	Buffalo (1999-2001) Atlanta (2002-05) Tampa Bay (1991-92)	Tyronne Drakeford	SF (1994-97) New Orleans (1998-99) Washington (2000)
<b>Nick Becton</b>	<b>San Diego (2013)</b> <b>New Orleans (2014)</b> <b>Chicago (2015-16)</b> <b>Kansas City (2017)</b> <b>N.Y. Giants (2018)</b>	Al Chamblee	<b>Seattle (2010-18)</b> Seattle (2000-01)	Jim Druckenmiller	SF (1997-98)
Cory Bird	Indianapolis (2001-04)	<b>Kam Chancellor</b>	Jacksonville (2002)	Doug Easlick	Miami (2004)
Andy Bowling	Atlanta (1967)	Ike Charlton	N.Y. Giants (2003)	<b>Terrell Edmunds</b>	<b>Pittsburgh (2018)</b>
Jarrett Boykin	Green Bay (2012-14) Carolina (2015) Buffalo (2016)	Eugene Chung	New England (1992-95) Jacksonville (1995) Indianapolis (1997)	<b>Tremaine Edmunds</b>	<b>Buffalo (2018)</b>
Gene Breen	Green Bay (1964) Pittsburgh (1965-66) L. A. Rams (1967-68) Baltimore (1997-2004)	<b>Chuck Clark</b>	<b>Baltimore (2017-18)</b> N.Y. Jets (2008-09) Carolina (2010)	<b>Trey Edmunds</b>	<b>New Orleans (2017-18)</b>
Cornell Brown	<b>Houston (2008-17)</b> <b>Seattle (2017-18)</b>	David Clowney	N.Y. Jets (2008-09) Carolina (2010)	Bill Ellenbogen	N. Y. Giants (1976-77)
<b>Duane Brown</b>		Billy Conaty	Buffalo (1997-2002) Minnesota (2004)	Chris Ellis	Buffalo (2008-10)
		John Cowne	Washington (1987)	John Engelberger	San Francisco (2000-04) Denver (2005-08) Indianapolis (2011) Tennessee (2012)



**Antone Exum, Jr.** **Minnesota (2014-15)**  
**San Francisco (2017)**  
 Mike Faulkner N.Y. Jets (1981)  
 Mickey Fitzgerald Atlanta (1981)  
 Philadelphia (1981)  
 Brandon Flowers Kansas City (2008-2013)  
 San Diego (2014-16)  
 Antonio Freeman Green Bay (1995-01)  
 Philadelphia (2002)  
 Green Bay (2003)  
**Isaiah Ford** **Miami (2017-18)**  
 Brandon Frye Miami (2008)  
 Seattle (2009)  
 Corey Fuller Detroit (2014-15)  
 New Orleans (2016-17)  
**Kendall Fuller** **Washington (2016-17)**  
**Kansas City (2018)**  
**Kyle Fuller** **Chicago (2014-18)**  
 Vincent Fuller Tennessee (2005-10)  
 Detroit (2011)  
 Chicago (1992)  
 Will Furrer Houston Oilers (1995)  
 Washington (2015)  
 James Gayle **Dallas (2015)**  
**Laurence Gibson** **N.Y. Giants (2016, 2018)**  
**Houston (2016-17)**  
 Shayne Graham Buffalo (2001)  
 Carolina (2002)  
 Cincinnati (2003-09)  
 New England (2009)  
 N.Y. Giants (2009)  
 Miami (2011), Baltimore (2011)  
 Houston (2012)  
 New Orleans (2013-14)  
 Atlanta (2015)  
 Denver (1992)  
 John Granby Minnesota (1997-98)  
 Torrian Gray Arizona (2005-08)  
 Eric Green Tampa Bay (2010-12)  
 Cody Grimm Oakland (2004-08)

Jay Hagood  
 DeAngelo Hall  
 Ricky Hall  
 Justin Hamilton  
 Billy Hardee  
 Justin Harper  
 Victor "Macho" Harris  
 Waddey Harvey  
 Michael Hawkes  
 Vaughn Hebron  
**Bucky Hodges**  
 Jayron Hosley  
 Eddie Hunter  
 Waverly Jackson  
 Kyshoen Jarrett  
 Bryan Jennings  
 Mike Johnson  
 Steve Johnson  
 Jock Jones  
 Joe Jones  
 Kevin Jones  
 Victor Jones  
 Dave Kadela

Miami (2009)  
 N.Y. Jets (1997)  
 Oakland (2004-07)  
 Oakland (2008)  
 Washington (2008-17)  
 Denver Broncos (2002)  
 Kansas City (2003)  
 Cleveland (2006)  
 Washington (2008)  
 Denver (1976)  
 N.Y. Jets (1977)  
 Baltimore Stars (1984-85)  
 Baltimore Ravens (2009)  
 Philadelphia (2009)  
 Washington (2010)  
 Buffalo (1969-70)  
 Carolina (2000-01)  
 Philadelphia (1993-94)  
 Denver (1996-98)  
**Minnesota (2017)**  
**Carolina (2017)**  
**N.Y. Jets (2018)**  
 N.Y. Giants (2012-15)  
 N.Y. Jets (1987)  
 Tampa Bay (1987)  
 Indianapolis (1998-2002)  
 Washington (2015-16)  
 San Diego (1997)  
 Baltimore Stars (1984-85)  
 Cleveland (1986-93)  
 Detroit (1994-95)  
 New England (1988)  
 Cleveland (1990-91)  
 Phoenix Cardinals (1991-93)  
 Indianapolis (1987)  
 Detroit (2004-07)  
 Chicago (2008)  
 Tampa Bay (1988)  
 Detroit (1989-94)  
 Atlanta (2001)  
 Carolina (2004)

Jeff King Carolina (2006-2010)  
 Arizona (2011-12)  
 Dallas (2001-04)  
 Atlanta (2005-06)  
 Tampa Bay (2007)  
 New Orleans (2008)  
 Arizona (2006)  
 Jonathan Lewis N.Y. Jets (1980-81, 1983)  
 Kenny Lewis  
**Ryan Malleck** **Pittsburgh (2017-18)**  
**Baltimore (2017), Houston (2017)**  
 Kevin McCadam Atlanta (2002-05)  
 Carolina (2006)  
 New England (1980)  
 Doug McDougald Tampa Bay (2000-01)  
 Anthony Midget Carolina (2006)  
 Will Montgomery N.Y. Jets (2007)  
 Washington (2009-13)  
 Denver (2014)  
 Chicago (2015)  
 San Francisco (2008-11)  
 Josh Morgan Washington (2012-13)  
 Chicago (2014)  
 New Orleans (2015)  
 Corey Moore Buffalo (2000)  
 Miami (2001)  
 Dadi Nicolas Kansas City (2016-17)  
 Seattle (2018)  
 Buzz Nutter Baltimore (1954-60, 1965)  
 Pittsburgh (1961-64)  
 Philadelphia (1961-62)  
 Boston Patriots (1963-68)  
 Atlanta (1998-99)  
 Don Oakes Philadelphia (1961-62)  
 Boston Patriots (1963-68)  
 Ken Oxendine Atlanta (1998-99)  
 Tony Paige N.Y. Jets (1984-86)  
 Detroit (1987-89)  
 Miami (1990-92)  
**Vinston Painter** **Denver (2013-14)**  
**Cleveland (2014)**  
**N.Y. Giants (2015)**  
**Miami (2015)**  
**Washington (2016)**  
**Arizona (2017-18)**



DEANGELO  
 HALL



ANTONE  
 EXUM, JR.

KAM  
 CHANCELLOR



# HOKIES IN THE NFL

Jesse Penn	Dallas (1985-87)	Mike Shaw	Pittsburgh USFL (1983-84)	<b>Wyatt Teller</b>	<b>Buffalo (2018)</b>
Willie Pile	Kansas City (2004)	Dave Smigelsky	Atlanta (1982)	<b>Logan Thomas</b>	<b>Arizona (2014)</b>
	Dallas (2005)		Washington (1983)		<b>Miami (2015)</b>
Carlton Powell	Atlanta (2011)	Andre Smith	Chicago (2011)	Mark Udinski	<b>Buffalo (2016-18)</b>
George Preas	Baltimore (1955-65)		Dallas (2012-13)	Dwight Vick	Pittsburgh USFL (1984)
Pierson Prioleau	San Francisco (1999-2000)	Bruce Smith	Cleveland (2013)	Marcus Vick	Baltimore (2000)
	Buffalo (2001-04)		Buffalo (1985-99)	Michael Vick	Miami (2016)
	Washington (2005-07)	Derek Smith	Washington (2000-03)		Atlanta (2001-06)
	Jacksonville (2008)	Gary Smith	Washington (1999)	David Wang	Philadelphia (2009-13)
David Pugh	New Orleans (2009-10)	Nick Sorensen	Cincinnati (1984)	Ed Wang	N.Y. Jets (2014)
Jim Pyne	Indianapolis (2002)		St. Louis (2001-02)		Pittsburgh (2015)
	Tampa Bay (1995-97)	Bryan Still	Jacksonville (2003-06)	T.J. Washington	St. Louis (2015)
	Detroit (1998)		Cleveland (2007-10)	Todd Washington	Buffalo (2010-11)
	Cleveland (1999-2000)	Shyrone Stith	San Diego (1996-99)	Ronyell Whitaker	Oakland (2012)
	Philadelphia (2001)	Don Strock	Atlanta (1999)	Garnell Wilds	Carolina (2001)
Rick Razzano	Cincinnati (1980-84)	<b>Greg Stroman</b>	Jacksonville (2000)	Ernest Wilford	Tampa Bay (1998-2002)
Bill Renner	Green Bay (1986-87)	Lee Suggs	Indianapolis (2002)		Houston (2003-05)
Jimmy Richards	N.Y. Jets (1968)	Darryl Tapp	Miami (1974-87)	Chase Williams	Tampa Bay (2003)
George Roberts	Miami (1978-80)		Cleveland (1988)	Jimmy Williams	Minnesota (2006-07)
	San Diego (1981)	<b>Tyrod Taylor</b>	<b>Washington (2018)</b>	Nigel Williams	Washington (2004)
	Atlanta (1982)		Cleveland (2003-05)	Ryan Williams	Carolina (2005)
Sam Rogers	L.A. Rams (2017)	Ben Taylor	Miami (2006)	David Wilson	Jacksonville (2004-07)
Aaron Rouse	Green Bay (2007-09)		Seattle (2006-09)	Jason Worilds	Miami (2008)
	N.Y. Giants (2009)		Philadelphia (2010-12)		Jacksonville (2009-10)
Eddie Royal	Denver (2008-11)		Washington (2012)	Chase Williams	Oakland (2015)
	San Diego (2012-14)		Detroit (2014-15)	Jimmy Williams	Atlanta (2006-07)
	Chicago (2015-16)		New Orleans (2016)	Nigel Williams	Buffalo (2017)
Damien Russell	San Francisco (1993)		Tampa Bay (2017)	Ryan Williams	Arizona (2011-13)
Ricky Scales	Houston Oilers (1975)	<b>Tyrod Taylor</b>	Cleveland (2002-05)		Dallas (2014)
Shawn Scales	San Francisco (1998)		Green Bay (2006)	David Wilson	N.Y. Giants (2012-13)
	Pittsburgh (1999)		<b>Baltimore (2011-14)</b>	Jason Worilds	Pittsburgh (2010-14)
Bob Schweickert	N.Y. Jets (1965, 1967)		<b>Buffalo (2015-17)</b>		
<b>Tim Settle</b>	<b>Washington (2018)</b>		<b>Cleveland (2018)</b>		



**KYSHOEN JARRETT**



**TYROD TAYLOR**

**MICHAEL VICK**

# Hokies In The NFL Draft

STAFF

Year	Player	Pos.	Round	Pick	Overall	Team
1937	Herman "Footh" Dickerson	B	7	3	63	Chicago Cardinals
1944	John Maskas	T	14	11	142	Boston *
1948	Frank Ballard	G	15		95	Buffalo (AAFC)
1951	Sterling Wingo	B	28	9	337	L.A. Rams
1953	Madison "Buzz" Nutter	C	12	3	136	Washington
1954	Tom Hughes	T	25	11	300	Cleveland
1955	George Preas	G	5	2	51	Baltimore
1955	Johnny Dean	B	7	9	82	San Francisco
1955	Howie Wright	B	21	1	242	Chicago Cardinals
1955	Jim Locke	T	27	2	315	Baltimore
1955	Tom Petty	E	30	2	351	Washington
1957	Bob Wolfenden	B	13	2	147	L.A. Rams
1957	Hilmer Olson	C	16	10	191	Detroit
1957	Tom Dalzell	T	22	11	264	Chicago Bears
1958	Russ Moon	T	24	4	281	Chicago Bears
1959	Jim Burks	T	26	2	302	Philadelphia
1960	Carroll Dale	E	8	2	26	L.A. Rams #
1961	Don Oakes	T	3	14	42	Philadelphia †
1961	Mike Zeno	G	16	4	214	L.A. Rams @
1961	Bernie Vishneski	T	16	11	221	N.Y. Giants
1963	Gene Breen	T	15	14	210	Green Bay ^
1964	Jake Adams	E	13	9	177	St. Louis §
1965	Bob Schweickert	B	3	1	29	San Francisco †
1965	Sonny Utz	FB	6	5	75	Dallas ‡
1967	Andy Bowling	LB	4	25	105	St. Louis
1967	Tommy Francisco	HB	14	6	347	Denver
1967	Donnie Bruce	G	16	16	409	Oakland
1968	Ken Barefoot	TE	5	2	113	Washington
1968	Jim Richards	DB	8	18	210	N.Y. Jets
1969	Jim "Waddey" Harvey	T	8	1	183	Buffalo
1969	Rick Piland	G	13	24	335	Kansas City
1970	Ken Edwards	RB	6	4	134	Buffalo
1971	Jack Simcsak	P	17	9	425	Denver
1973	Don Strock	QB	5	7	111	Miami
1975	Ricky Scales	WR	13	15	327	Houston
1975	Ken Lambert	DB	16	12	402	Houston
1976	Phil Rogers	RB	7	21	203	St. Louis
1977	Tom Beasley	DT	3	4	60	Pittsburgh
1980	Doug McDougald	DE	5	14	124	New England
1980	Kenny Lewis	RB	5	15	125	Oakland
1982	Robert Brown	LB	4	15	98	Green Bay
1984	Mike Johnson	LB	1		supplemental	Cleveland
1984	Tony Paige	FB	6	9	149	N.Y. Jets
1985	Bruce Smith	DE	1	1	1	Buffalo
1985	Jesse Penn	LB	2	16	44	Dallas
1985	Ashley Lee	DB	8	5	201	Atlanta
1985	Joe Jones	TE	10	18	270	Dallas
1985	Al Young ††	DB	11	19	299	N.Y. Giants
1987	Eddie Hunter	RB	8	1	196	N.Y. Jets
1987	Curtis Taliatferro	LB	8	13	208	Atlanta
1988	Steve Johnson	TE	6	17	154	New England
1988	Carter Wiley	DB	12	1	306	Atlanta
1988	Victor Jones	LB	12	5	310	Tampa Bay
1990	Jock Jones	LB	8	19	212	Cleveland
1990	Roger Brown	DB	8	22	215	Green Bay
1991	Al Chamblee	LB	12	8	314	Tampa Bay
1992	Eugene Chung	OT	1	13	13	New England
1992	Will Furrer	QB	4	23	107	Chicago
1992	Damien Russell	DB	6	11	151	San Francisco
1992	William Boatwright	G	7	19	187	Philadelphia
1992	John Granby	DB	12	26	334	Denver
1994	Tyronne Drakeford	CB	2	33	62	San Francisco
1994	John Burke	TE	4	18	121	New England
1994	Jim Pyne	C	7	6	200	Tampa Bay
1995	Antonio Freeman	WR	3	26	90	Green Bay
1995	Ken Brown	LB	4	26	124	Denver
1996	Bryan Still	WR	2	11	41	San Diego
1996	J.C. Price	DT	3	27	88	Carolina
1997	Jim Druckenmiller	QB	1	26	26	San Francisco
1997	Torrian Gray	S	2	19	49	Minnesota
1997	Antonio Banks	CB	4	17	113	Minnesota
1997	Cornell Brown	DE	6	31	194	Baltimore
1998	Todd Washington	C	4	12	104	Tampa Bay
1998	Gennaro DiNapoli	G	4	17	109	Oakland
1998	Ken Oxendine	FB	7	12	201	Atlanta
1998	Marcus Parker	RB	7	13	202	Cincinnati
1999	Pierson Prioleau	S	4	15	110	San Francisco
1999	Derek Smith	OT	5	32	165	Washington
2000	John Engelberger	DT	2	4	35	San Francisco
2000	Ike Charlton	CB	2	21	52	Seattle
2000	Corey Moore	LB	3	27	89	Buffalo
2000	Anthony Midget	CB	5	5	134	Atlanta

Year	Player	Pos.	Round	Pick	Overall	Team
2000	Shyrone Stith	RB	7	37	243	Jacksonville
2001	Michael Vick	QB	1	1	1	Atlanta
2001	Cory Bird	S	3	29	91	Indianapolis
2001	Matt Lehr	OG	5	6	137	Dallas
2002	André Davis	WR	2	15	47	Cleveland
2002	Ben Taylor	LB	4	13	111	Cleveland
2002	Kevin McCadam	SS	5	13	148	Atlanta
2002	David Pugh	DT	6	10	182	Indianapolis
2002	Bob Slowikowski	TE	6	39	211	Dallas
2002	Chad Beasley	DT	7	7	218	Minnesota
2002	Derrius Monroe	DE	7	13	224	New Orleans
2002	Jarrett Ferguson	FB	7	40	251	Buffalo
2003	Lee Suggs	RB	4	18	115	Cleveland
2003	Willie Pile	FS	7	38	252	Kansas City
2004	DeAngelo Hall	DB	1	8	8	Atlanta
2004	Kevin Jones	RB	1	30	30	Detroit
2004	Jake Grove	C	2	13	45	Oakland
2004	Ernest Wilford	WR	4	24	120	Jacksonville
2004	Nathaniel Adibi	DE	5	13	145	Pittsburgh
2005	Eric Green	DB	3	11	75	Arizona
2005	Vincent Fuller	S	4	7	108	Tennessee
2005	Jon Dunn	OT	6	7	217	Cleveland
2006	Jimmy Williams	DB	2	5	37	Atlanta
2006	Darryl Tapp	DE	2	31	63	Seattle
2006	James Anderson	LB	3	24	88	Carolina
2006	Jeff King	TE	5	23	155	Carolina
2006	Jonathan Lewis	DT	6	8	177	Arizona
2006	Justin Hamilton	DB	7	14	222	Cleveland
2006	Jimmy Martin	OT	7	19	227	San Diego
2006	Will Montgomery	OL	7	26	234	Carolina
2006	Cedric Humes	RB	7	32	240	Pittsburgh
2007	Aaron Rouse	S	3	26	89	Green Bay
2007	David Clowney	WR	5	20	157	Green Bay
2007	Brandon Frye	OT	5	26	163	Houston
2008	Duane Brown	OT	1	26	26	Houston
2008	Brandon Flowers	DB	2	4	35	Kansas City
2008	Eddie Royal	WR	2	11	42	Denver
2008	Chris Ellis	DE	3	9	72	Buffalo
2008	Xavier Adibi	LB	4	19	118	Houston
2008	Carlton Powell	DT	5	13	148	Denver
2008	Josh Morgan	WR	6	8	174	San Francisco
2008	Justin Harper	WR	7	8	215	Baltimore
2009	Victor "Macho" Harris	DB	5	21	157	Philadelphia
2010	Jason Worilds	DE	2	20	52	Pittsburgh
2010	Kam Chancellor	FS	5	2	133	Seattle
2010	Ed Wang	OT	5	9	140	Buffalo
2010	Brent Bowden	P	6	3	172	Tampa Bay
2010	Cody Grimm	LB	7	4	211	Tampa Bay
2011	Ryan Williams	RB	2	6	38	Arizona
2011	Rashad Carmichael	CB	4	30	127	Houston
2011	Tyrod Taylor	QB	6	15	180	Baltimore
2012	David Wilson	RB	1	32	32	N.Y. Giants
2012	Jayron Hosley	CB	3	31	94	N.Y. Giants
2012	Danny Coale	WR	5	17	152	Dallas
2013	Corey Fuller	WR	6	3	171	Detroit
2013	Vinston Painter	OT	6	5	173	Denver
2014	Kyle Fuller	CB	1	1	14	Chicago
2014	Logan Thomas	QB	4	20	120	Arizona
2014	Antone Exum	S	6	6	182	Minnesota
2015	Kyshoen Jarrett	DB	6	5	181	Washington
2015	Laurence Gibson	OT	7	26	243	Dallas
2016	Kendall Fuller	CB	3	21	84	Washington
2016	Dadi Nicolas	DE	6	28	203	Kansas City
2017	Chuck Clark	S	6	2	186	Baltimore
2017	Bucky Hodges	TE	6	17	201	Minnesota
2017	Sam Rogers	RB	6	22	206	L.A. Rams
2017	Isaiah Ford	WR	7	19	237	Miami
2018	Tremaine Edmunds	LB	1	16	16	Buffalo
2018	Terrell Edmunds	S	1	28	28	Pittsburgh
2018	Tim Settle	DT	5	26	163	Washington
2018	Wyatt Teller	G	5	29	166	Buffalo
2018	Greg Stroman	CB	7	23	241	Washington

\* Maskas was also drafted by the Buffalo franchise of the All-America Football Conference (AAFC) in the 10th round with the 74th overall pick in 1947.  
 # Dale was also drafted by the Oakland franchise of the AFL in 1960.  
 † Oakes was also drafted by the Boston franchise of the AFL in the 21st round of the 1961 draft.  
 ‡ Zeno was also drafted by the Boston franchise of the AFL in the fourth round of the 1961 draft.  
 ^ Breen was also drafted by the San Diego franchise of the AFL in the 16th round of the 1963 draft.  
 § Adams was also drafted by the Kansas City franchise of the AFL in the 12th round of the 1964 draft.  
 † Schweickert was also drafted by the New York Jets of the AFL in the fourth round of the 1965 draft.  
 †† Utz was also drafted by the New York Jets of the AFL in the 13th round of the 1965 draft.  
 ††† Only played basketball at Virginia Tech.

HOKIES

REVIEW

HISTORY

PROS

BEAMER

MEDIA



# Super Bowl and Pro Bowl Hokies

## TECH PLAYERS IN THE SUPER BOWL

Game	Player, Pos.	Team
Super Bowl I (1)	Carroll Dale, WR	Green Bay Packers *
Super Bowl II (2)	Carroll Dale, WR	Green Bay Packers *
Super Bowl III (3)	Jim Richards, S	New York Jets *
Super Bowl VIII (8)	Carroll Dale, WR	Minnesota Vikings
Super Bowl XIII (13)	Tom Beasley, DT	Pittsburgh Steelers *
Super Bowl XIV (14)	Tom Beasley, DT	Pittsburgh Steelers *
Super Bowl XVI (16)	Rick Razzano, LB	Cincinnati Bengals
Super Bowl XVII (17)	Don Strock, QB	Miami Dolphins
Super Bowl XIX (19)	Don Strock, QB	Miami Dolphins
Super Bowl XXV (25)	Roger Brown, CB	New York Giants *
	Bruce Smith, DE	Buffalo Bills
Super Bowl XXVI (26)	Bruce Smith, DE	Buffalo Bills
Super Bowl XXVII (27)	Bruce Smith, DE	Buffalo Bills
Super Bowl XXVIII (28)	Bruce Smith, DE	Buffalo Bills
Super Bowl XXIX (29)	Tyrone Drakeford, CB	San Francisco 49ers *
Super Bowl XXXI (31)	John Burke, TE	New England Patriots
	Antonio Freeman, WR	Green Bay Packers *
Super Bowl XXXII (32)	Antonio Freeman, WR	Green Bay Packers
	Vaughn Hebron, RB	Denver Broncos *
Super Bowl XXXIII (33)	Vaughn Hebron, RB	Denver Broncos *
	Ken Oxendine, RB	Atlanta Falcons
Super Bowl XXXV (35)	Cornell Brown, LB	Baltimore Ravens *
Super Bowl XXXVI (36)	Nick Sorensen, S	St. Louis Rams
Super Bowl XXXVII (37)	Todd Washington, OL	Tampa Bay Buccaneers *
Super Bowl XLIII (43)	Eric Green, CB	Arizona Cardinals (IA)
Super Bowl XLIV (44)	Pierson Prioleau, S	New Orleans Saints *
Super Bowl XLV (45)	Chris Ellis, DE	Pittsburgh Steelers (IA)
	Jason Worlds, OLB	Pittsburgh Steelers (IA)
Super Bowl VLVII (47)	Tyrod Taylor, QB	Baltimore Ravens *
Super Bowl XLVIII (48)	Kam Chancellor, S	Seattle Seahawks *
	Vinston Painter, OT	Denver Broncos (IA)
Super Bowl XLIX (49)	Kam Chancellor, S	Seattle Seahawks

(IA) - inactive for the game

\* Super Bowl champion


## HOKIES IN THE PRO BOWL

Name	Pos.	Team	Year
Duane Brown	OT	Houston	2012 (All-Pro - 1st)
	OT	Houston	2013
	OT	Houston	2014
Kam Chancellor	S	Seattle	2011
	S	Seattle	2013 (All-Pro - 2nd)
	S	Seattle	2014 (All-Pro - 2nd)
	S	Seattle	2015
Carroll Dale	WR	Green Bay	1968
		Green Bay	1969
		Green Bay	1970
Brandon Flowers	CB	Kansas City	2013
Antonio Freeman	WR	Green Bay	1998 (All-Pro - 1st)
Shayne Graham	PK	Cincinnati	2005 (All-Pro - 2nd)
DeAngelo Hall	CB	Atlanta	2005
		Atlanta	2006
		Washington	2010
Mike Johnson	LB	Cleveland	1989
		Cleveland	1990
Buzz Nutter	C	Pittsburgh	1962
Don Oakes	T	Boston	1968
Bruce Smith	DE	Buffalo	1987 (All-Pro - 1st)
		Buffalo	1988 (All-Pro - 1st)
		Buffalo	1989 (All-Pro - 2nd)
		Buffalo	1990 (All-Pro - 1st)
		Buffalo	1992 (All-Pro - 1st)
		Buffalo	1993 (All-Pro - 1st)
		Buffalo	1994 (All-Pro - 1st)
		Buffalo	1995 (All-Pro - 1st)
		Buffalo	1996 (All-Pro - 1st)
		Buffalo	1997 (All-Pro - 1st)
		Buffalo	1998 (All-Pro - 2nd)
Tyrod Taylor	QB	Buffalo	2015
Michael Vick	QB	Atlanta	†2002
		Atlanta	2004
		Atlanta	2005
		Philadelphia	2010

†Voted to the Pro Bowl, but did not participate due to injury.



**DUANE BROWN**



**ANTONIO FREEMAN**





LEGACY  
VT OF **BEAMERBALL**





# Beamerball By The Numbers

## HEAD COACHING CAREER

**Years:** 1981-2015  
**Virginia Tech:** 238-121-2 (1987-2015)  
**Murray State:** 42-23-2 (1981-86)  
**Overall:** 280-144-4

## CURRENT

- Appointed to the College Football Playoff selection committee in 2017.
- Serves as an ambassador for Virginia Tech and is the spokesperson for the Hokie Club's "Drive For 25" campaign to increase membership to 25,000.
- Resides in Blacksburg with his wife, Cheryl.

## BEAMERBALL BY THE NUMBERS

- 1** Consensus National Coach of the Year 1999
- 2** ACC Coach of the Year Honors 2004 & 2005
- 3** BIG EAST Conference Championships
- 3** BIG EAST Coach of the Year Honors 1995, 1996 & 1999
- 4** Atlantic Coast Conference Championships 2004, 2007, 2008 & 2010
- 5** ACC Coastal Division Titles 2005, 2007, 2008, 2010 & 2011
- 6** BCS Bowl Appearances  
 2000 Sugar Bowl (National Championship Game)  
 2005 Sugar Bowl  
 2008 Orange Bowl  
 2009 Orange Bowl  
 2011 Orange Bowl  
 2012 Sugar Bowl
- 13** Seasons with 10 or More Wins 1995, 1996, 1999, 2000, 2002 & 2004-11
- 23** Consecutive Bowl Appearances 1993-2015
- 25** Jersey Retired in 2002  
 Now worn by a different player as an honor on a weekly basis
- 25** Sets of Siblings Coached at Virginia Tech
- 41** Wins over AP Top 25 Opponents From 1995-2015
- 104** NFL Draftees
- 100** Graduation Rate  
 Every senior football student-athlete graduated from 2012-15
- 136** Blocked kicks during his tenure at Virginia Tech 67 punts, 41 field goals & 28 PATs

## ADDITIONAL HONORS

- Part of the College Football Hall of Fame's Class of 2018
- Presented the Neyland Trophy in 2017 by the Knoxville Quarterback Club
- Spring Road in front of Lane Stadium officially renamed "Beamer Way" by the Virginia Tech Board of Visitors on Aug. 6, 2015
- In April 2004, Beamer was presented with a Humanitarian Award by the National Conference for Community and Justice for his contributions to fostering justice, equity and community in the Roanoke Valley
- Voted the BIG EAST Conference Coach of the Decade in 2000
- Was the winningest active coach in FBS history at the time of his retirement

## BEAMER AMONG COLLEGE FOOTBALL'S ELITE

Beamer's 280 career victories were more than these iconic college coaches

- 255 – Tom Osborne (Nebraska)
- 249 – Lou Holtz (William & Mary, NC State, Arkansas, Minnesota, Notre Dame & South Carolina)
- 234 – Bo Schembechler (Miami, OH & Michigan)
- 228 – Steve Spurrier (Duke, Florida & South Carolina)
- 205 – Woody Hayes (Ohio State)

## FIRST TEAM ALL-AMERICAS COACHED (15)

T Eugene Chung	1991
C Jim Pyne	1993
DE Cornell Brown	1995, 1996
C Billy Conaty	1996
QB Michael Vick	1999
DE Corey Moore	1998, 1999
PR Andre' Davis	2000
C Jake Grove	2002, 2003
RB Kevin Jones	2003
DB Jimmy Williams	2005
DE Daryl Tapp	2005
LB Xavier Adibi	2007
CB Brandon Carr	2007
CB Macho Harris	2008
CB Jayron Hosley	2010

## NATIONAL AWARD WINNERS

QB Michael Vick	1999
ESPYS – National Player of the Year	
DE Corey Moore	1999
Lombardi & Nagurski Award	
C Jake Grove	2003
Rimington Trophy	





## FRANK BEAMER INTRODUCTORY NEWS CONFERENCE

Virginia Tech fans are still beaming about their New Peach Bowl victory over N.C. State. But if such postseason success is to continue, it will be up to Frank Beamer.

Two days before Christmas, Beamer, 40, was named Tech's successor to head football coach Bill Dooley. And from the look of his credentials, it could be a prized gift for the Hokies.

—Chris Colston, *Hokie Huddler*,  
Jan. 6, 1987 issue



## FRANK BEAMER'S FIRST PRACTICE

"The players have treated me fairly. I'm a big person on trust, and I think you build relationships over time and not just on a few practices. I hope our relationship will grow tighter and tighter as time goes on."

—Frank Beamer, *Hokie Huddler*,  
April 21, 1987 issue



## ACCEPTANCE OF THE 1993 INDEPENDENCE BOWL INVITATION

The Hokies thrashed the Orangemen 45-24 before a season-high crowd of 44,722 at Lane Stadium. The win also gave Frank Beamer his most wins—seven—as head coach at his alma mater.

More importantly, Independence Bowl Chairman Mike McCarthy extended the Hokies an invitation to play in Shreveport on Dec. 31. The team accepted in a meeting held at 4:30 p.m.

—Chris Colston, *Hokie Huddler*,  
Nov. 15, 1993 issue



## 1995 SUGAR BOWL VICTORY OVER TEXAS

The Hokies closed their finest season in their 103-year football history with an improbable 10-game winning streak that came on the heels of an ugly 0-2 start. Despite that streak and a co-BIG EAST championship, many questioned whether Tech, 2-8-1 just four years ago, belonged in a major bowl. There should be no questions after Sunday's dominant defensive performance.

—David Teel, *The Daily Press*, Jan. 1, 1996

*“Frank Beamer has been one of the icons, in my mind, in this era of coaching. He has a fantastic record at Virginia Tech and been there a long, long time. He’s one of the great guys in our profession. I’ve always admired him as a coach, but also the professional character that he always carries himself with and the way he treats other people.”*

—Alabama head coach Nick Saban

*“Frank Beamer is, has been and will remain a beacon of light for college football. Not only a great career at Virginia Tech, but most importantly, a tremendous leader and model for the young men in his program and his personal family. He has guided so many to become successful in life through a value system much needed to today’s society. A sincere and caring family man, Frank has brought that feeling to the entirety of his university.”*

—Kansas State head coach Bill Snyder



## COLLEGE GAMEDAY VISITS FOR THE FIRST TIME

Tech fans certainly got excited over the arrival of Chris Fowler, Kirk Herbstreit and the infamous Lee Corso—the trio who made up College Gameday. Between 12,000-13,000 fans packed the press box side of Lane Stadium just to yell and scream and be on television.

—Jimmy Robertson, *Hokie Huddler*, Oct. 22, 1999 issue



## 1999 COACH OF THE YEAR AWARDS

This season was a season of firsts for Tech's 53-year-old head coach. He was named Region I Coach of the Year as voted on by the American Football Coaches Association. He's speaking at the prestigious Heisman Trophy Award dinner next week. He became one of just a handful of coaches nationwide ever to lead a team to an unbeaten regular season. And then there's this little matter of playing for the national title.

—Jimmy Robertson, Hokie Huddler, Dec. 10, 1999 issue

## CONGRATULATORY CALL FROM PRESIDENT BILL CLINTON

Tech coach Frank Beamer received a postgame phone call from President Bill Clinton following the Hokies' 46-29 loss to Florida State in the national championship game. He congratulated Tech on a stellar effort and a great season.

—Jimmy Robertson, Hokie Huddler, Jan. 12, 2000 issue



## FRANK BEAMER TURNS DOWN NORTH CAROLINA TO STAY IN BLACKSBURG

"It was certainly nothing against North Carolina. Everything and everyone was very gracious, and I appreciate it. But when you get away a little bit, you realize how special this place is and the relationships that we have at this place. And the excitement and the fans that we have at this place... there's just so many things. I know the grass looks greener sometimes. But when you sit back and look, you can see how green the grass is here."

—Frank Beamer, hokiesports.com the newspaper, Dec. 8, 2000 issue





## TECH RETIRES FRANK BEAMER'S NO. 25 JERSEY

"I'm certainly not the athlete the rest of those guys hanging up there are. But this place has been special... for me. It's been a dream to be in this position. It's a real honor for me."

—Frank Beamer, *hokiesports* the newspaper, Sept. 20, 2002 issue

*"I remember him sitting on my couch, the smile he had on his face, the enthusiasm and him really impressing my mom with his delivery. That was special because he made her smile and made me believe that he wanted me in that moment, and for him to take his time to come down there was really a special moment."*

— Former Virginia Tech QB Michael Vick

## 2004 ACC COACH OF THE YEAR HONOR

It came as little surprise that, the week after the Miami game, Tech coach Frank Beamer earned the ACC's Coach of the Year honor. It also came as little surprise that he received SI.com's national Coach of the Year honor. He deserved it. But while the awards reflect on him, they also reflect on his staff. Truthfully, they did their best coaching job this season.

—Jimmy Robertson, *hokiesports* the newspaper, Dec. 17, 2004 issue.

*"When people think of Hokie football, they think of Frank Beamer. It was an honor to have competed against you and I want to wish you and your wife, Cheryl, and your children and grandchildren all the best during your next adventure. Congratulations."*

— Former Boston College AND N.Y. Giants head coach Tom Coughlin







## FRANK BEAMER NOTCHES FIRST WIN OVER BOBBY BOWDEN

Shortly before the final seconds ticked off, a few of Tech's players dumped a cooler filled with water over Beamer, and while Tech's longtime head coach downplayed the victory over the Seminoles from a personal standpoint, his smiles on the sideline at the end of the game spoke to the contrary.

—Jimmy Robertson, *hokiesports the newspaper*, Nov. 12, 2007 issue

## 2009 ORANGE BOWL VICTORY OVER CINCINNATI

The Orange Bowl championship trophy is likely the biggest — and heaviest — that Virginia Tech has ever won.

It took two managers and a pushcart to get the massive trophy and glass bowl into the lobby of head coach Frank Beamer's office — and that's after the real oranges were replaced with hollow plastic replicas.

—Bill Roth, *Inside Hokie Sports*, January, 2009 issue



## 2009 CHICK-FIL-A BOWL VICTORY OVER TENNESSEE

New Year's Eve in Atlanta features the annual ritual of dropping an oversized replica of a peach to commemorate the New Year. This year, the ritual also featured the Virginia Tech football team dropping the hammer on Tennessee.

Behind a punishing defense and the typical running of Ryan Williams, the Hokies closed 2009 by caging ol' Smokey and knocking the Volunteers off Rocky Top in a 37-14 rout in the Chick-fil-A Bowl at the Georgia Dome.

—Jimmy Robertson, *Inside Hokie Sports*, January, 2010 issue



## HOKIES' 2010 ACC TITLE WIN OVER FLORIDA STATE

Beamer's 24th team pulled off one of the great turnarounds we've ever seen. The 2010 Virginia Tech Hokies were the first team in NCAA history to lose their first two ball games and then win 11 straight. It had never happened before.

—Bill Roth, *Inside Hokie Sports*, December, 2010 issue







## HOKIES' 2014 WIN AT OHIO STATE

"I still remember going to Nebraska and winning and going to Texas A&M and winning. That's been a few years back. But this is good. I think those things go in cycles a little bit. When you play good teams like we play, you've got about a 50-50 shot of winning, and when you go on the road, it probably goes down a little bit. I think this is a big, big win for the status of our program."

—Frank Beamer, *hokiesports.com*, Sept. 7, 2014

## FRANK BEAMER ANNOUNCES PLANS TO RETIRE

Beamer is fond of saying that he is fortunate and grateful. And he undoubtedly is. We all are, in fact. We all got to be a part of it. We all got to actually experience it—me, for just a short time, which will fortunately allow me to be a bridge when I talk of the Beamer way. For many of you, for much longer, which will only strengthen your conviction when you speak, as well.

—Jon Laaser, *Inside Hokie Sports*, December, 2015 issue







## HOKIES BEAT VIRGINIA 23-20 IN FRANK BEAMER'S FINAL REGULAR-SEASON GAME

"That game showed everything we've tried to do at Virginia Tech. Relentless—I love that word—we got down and found a way to come back. We got it at the end. We did some good things in the kicking game, getting field position. The defense played great, and the offense made plays. Everything that we talk about—hanging in there, don't give in, play your best when it counts—that kind of came through today."

—Frank Beamer, [hokiesports.com](http://hokiesports.com), Nov. 28, 2015

## HOKIES WIN INDEPENDENCE BOWL OVER TULSA IN FINAL GAME OF FRANK BEAMER'S CAREER

"I've got a lot to look forward to. My grandkids, I've got a wonderful wife—I'm not sure she's all for it, but we're going to spend a lot of time together now—and then I've got some things that I'm interested in doing in the future. The next challenge, I look forward to it. I realize how fortunate I've been to have lasted this long at Virginia Tech. All I am is grateful and looking forward to taking the next step."

—Frank Beamer, [hokiesports.com](http://hokiesports.com),  
Dec. 27, 2015





# ACCOMPLISHMENTS

Frank Beamer, the first Tech alumnus to guide the Hokies' football program since the 1940s, won more games at Tech than any other head football coach. Prior to Beamer, no other grid coach in Virginia Tech history had served more than 10 seasons as head coach. Beamer was also the most-tenured active FBS head coach, having been at his current school consecutively longer than any other coach in the nation at the time of his retirement.

With a victory in the Independence Bowl, Beamer led the Hokies to 23 straight bowl games, making him one of four coaches all-time in college football history to accomplish that feat.



## UNDER THE DIRECTION OF COACH BEAMER AND HIS STAFF, THE HOKIES ...

- played for the national championship for the first time in school history.
- become the only school to go to bowl games each of the last 23 seasons (longest active streak per NCAA).
- become one of only six programs in college football **history** to go to a bowl in at least 20 straight years, Nebraska (35), Michigan (33), Florida State (24), Alabama (25), Tech (23; active) and Florida (22).
- earned seven conference titles and eight "major" bowl bids in a 23-year span.
- become one of only four teams in the history of the Division I level to produce 10 or more wins eight seasons or more in a row.
- compiled a school-record streak in the Associated Press Top 25 Poll at 84 consecutive weeks.
- posted 11 wins in a season for the first time.
- registered the program's first back-to-back 11-win seasons.
- produced the school's first 11-0 regular-season record in football.
- won Sugar Bowl and Orange Bowl titles.
- won four Atlantic Coast Conference titles.
- won an ACC Championship in their first season of competition.
- played in five ACC Championship games.
- produced the ACC Coach of the Year and Player of the Year during their inaugural ACC season.
- become the first team in BIG EAST history to win all the league's major awards in the same season.
- earned the highest national rankings in school football history, including five top-10 finishes and back-to-back top-six finishes.
- won more games (238) than under any other coaching staff in school history.
- been to five times as many bowl games (23) than under any other staff.
- won more bowl games (11) than under any other coaching staff.
- posted 23 straight seasons of seven or more wins for the first time in school history.
- had 244 of their last 271 games televised (90 percent).
- compiled a 174-70 record in televised games since the start of the 1995 season.
- blocked more kicks in the 1990s than any other Division I-A team.
- become one of only eight FBS schools ever to lead the nation in both scoring offense and defense in the same season.
- had at least one player from every defensive position score a touchdown.
- produced a No. 1 pick in the National Football League draft.
- had 95 players taken in the NFL Draft and more than 200 players sign with NFL teams.
- had two players who entered the program as walk-ons drafted in the top four rounds of the NFL draft.
- had 19 different players earn AP All-America honors over the past 18 seasons.
- had players win 16 major conference individual awards in the past 18 years, including three in 2011.

# Frank Beamer's Coaching 'Forest'

BLACKSBURG AND BEYOND

Some head coaches have developed trees with multiple branches. A virtual forest of current collegiate and professional coaches have either played for, or coached with Frank Beamer, including many who have done both. Here is a look at some of the most notable members of the sprawling coaching fraternity spawned by Beamer.

## TONY BALL

Louisiana Tech running backs coach  
Virginia Tech (coach – 1998-2005)

## SHANE BEAMER

Oklahoma assistant head coach for offense, tight ends and H-backs coach  
Virginia Tech (player – 1995-99), (coach – 2011-2015)

## MALCOLM BLACKEN

Washington (NFL) Dir. of Player Development; 14-year NFL coach  
Virginia Tech (player – 1984-88)

## CORNELL BROWN

Marshall defensive ends coach; seven-year NFL player  
Virginia Tech (player – 1993-96), (coach – 2006-07; 2011-15)

## IKE CHARLTON

Former Ottawa Redblacks (CFL) defensive backs coach; four-year NFL player  
Virginia Tech (player – 1997-99)

## EUGENE CHUNG

Philadelphia Eagles, assistant offensive line/tight ends/run game coach  
Virginia Tech (player – 1987-91)

## MICHAEL CLARK

Bridgewater head coach (24th season)  
Murray State (coach – 1980-85); Virginia Tech (coach – 1988-92)

## BRIAN CRIST

Youngstown State offensive coordinator; won FCS title at UMass  
Virginia Tech (coach – 1994-95)

## BUD FOSTER

Virginia Tech defensive coordinator; 32nd season at Virginia Tech in 2018  
Murray State (player – 1977-80), (coach – 1981-86);  
Virginia Tech (1987-present)

## SHAYNE GRAHAM

Michigan State special teams coach; 15-year NFL player  
Virginia Tech (player – 1996-99)

## TODD GRANTHAM

Florida defensive coordinator; 11-year NFL assistant coach  
Virginia Tech (coach – 1990-95)

## JOHN GRAVES

Washington State assistant football strength and conditioning coach  
Virginia Tech (player – 2007-10), (coach – 2012-13)

## KEITH GRAY

Philadelphia Eagles assistant strength and conditioning coach; six-year NFL coach  
Virginia Tech (player – 1991-94)

## TORRIAN GRAY

Washington (NFL) secondary coach; four-year NFL player  
Virginia Tech (player – 1992-96), (coach – 2006-15)

## JEFF GRIMES

BYU offensive coordinator  
Virginia Tech (coach – 2013)

## CHAD GRIMM

Washington (NFL) outside linebackers coach; nine-year NFL coach  
Virginia Tech (player – 2003-06)

## CODY GRIMM

Virginia Tech quality control - defense; three-year NFL player  
Virginia Tech (player – 2006-09)

## JUSTIN HAMILTON

Virginia Tech director of player development - defense; two-year NFL player  
Virginia Tech (player – 2002-05)

## JUSTIN HARPER

Central State wide receivers coach; three-year NFL player  
Virginia Tech (player – 2004-07)

## CHRIS MALONE

Old Dominion offensive line coach  
Virginia Tech (player – 1992-95), (graduate assistant – 1999-01)

## STEVE MARSHALL

Former N.Y. Jets offensive line coach; 11-year NFL coach  
Murray State (coach – 1985-86); Virginia Tech (coach – 1987-1992)

## ANTHONY MIDGET

Houston Texans defensive backs coach; former assistant at Penn State  
Virginia Tech (player – 1996-99), (coach – 2007)

## JAMES MILLER

Reinhardt University head coach  
Virginia Tech (player – 2000-04), (coach – 2006-07)

## AARON MOOREHEAD

Vanderbilt wide receivers coach; five-year NFL player  
Virginia Tech (coach – 2013-14)

## CURT NEWSOME

Emory & Henry head coach; won FCS national title at James Madison  
Virginia Tech (coach – 2006-12)

## MIKE O'CAIN

Former East Tennessee State offensive coordinator; former N.C. State head coach  
Murray State (coach – 1981-84); Virginia Tech (coach – 2006-12)

## DANNY PEARMAN

Clemson assistant head coach/special teams coordinator/tight ends coach  
Virginia Tech (coach – 1998-05)

## J.C. PRICE

Marshall defensive tackles coach; drafted by Panthers in 1996  
Virginia Tech (player – 1992-95); (coach – 1997-98, 2002-03)

## BRENT PRY

Penn State defensive coordinator/linebackers coach  
Virginia Tech (coach – 1995-98)

## KEVIN SHERMAN

Pitt wide receivers coach; 27-year coaching veteran  
Virginia Tech (coach – 2006-12)

## GREG SHOCKLEY

VMI running backs coach  
Virginia Tech (player – 1997-99), (coach – 2000-02)

## NICK SORENSEN

Seattle Seahawks secondary coach; 11-year NFL player  
Virginia Tech (player – 1997-2000)

## LORENZO WARD

Louisville associate head coach/secondary coach  
Virginia Tech (coach – 1999-2005)

## TODD WASHINGTON

Former Ravens asst. offensive line coach; eight-year NFL playing career  
Virginia Tech (player – 1994-97)

## CHARLEY WILES

Virginia Tech defensive line coach; 23rd season at Virginia Tech in 2018  
Murray State (player – 1983-86); Virginia Tech (coach – 1987-88; 1996-present)

## RON ZOOK

Packers special teams coach; former Florida & Illinois head coach  
Murray State (asst. coach – 1978-80); Virginia Tech (coach – 1987)

STAFF

HOKIES

REVIEW

HISTORY

PROS

BEAMER

MEDIA



# Beamer Way and Beamer Locker Room

TECH HONORS BEAMER FOR TRANSFORMATIONAL CAREER

## The school renames a street and the team's locker room after the retired football coach

Frank Beamer gave 29 years of his professional career to Virginia Tech, leading the football program to unprecedented heights and attracting national attention to the university.

In return, the university has recognized Beamer in numerous ways for his accomplishments, first renaming a campus street after him and later approving a renaming of the football team's locker room after him.

In August of 2015, the Virginia Tech Board of Visitors renamed Spring Road, the street that runs adjacent to Lane Stadium, to Beamer Way in appreciation of Beamer's years of service and extraordinary contributions to university life.

"Frank Beamer is the winningest football coach in Virginia Tech history and Cheryl [Beamer's wife] has been by his side supporting him and their family the entire way," Tech President Timothy Sands said when he made the announcement on Aug. 6, 2015, at the Hokies' first team meeting before the start of fall practice. "He has served as a figure of strength, excellence and compassion on campus and we wanted to honor Frank and Cheryl this way by renaming Spring Road to Beamer Way."

After 29 seasons as the head coach, Beamer retired at the conclusion of the 2015 season following the Hokies' win over Tulsa in the Independence Bowl. He finished his career with 280 victories, including 238 at Tech. He also won 11 bowl games and guided the Hokies to 23 straight bowl appearances.

This past spring, in March of 2016, the Board of Visitors decided more recognition of Beamer was warranted. The group approved the renaming of the football program's Team United Locker Room to The Frank Beamer Locker Room to honor Beamer for his years of service and contributions to the university and the game of football.

The locker room, which resides next to the team's indoor practice facility and outdoor practice field, was built four years ago after a generous donation from Beamer friends and longtime contributors Brian Callaghan (Class of 1993), Win Sheridan (Class of 1994), Jeff Veatch (Class of 1993) and Ted Hanson (Class of 1991). The quartet owns Apex Systems, Inc., in Richmond and their donation facilitated the construction of the facility, which now bears Beamer's name.



Frank Beamer pictured with Edwin "Win" Sheridan







# **VT UNIVERSITY & MEDIA INFORMATION**





# About Virginia Tech



Dedicated to its motto, *Ut Prosim* ("That I May Serve"), Virginia Tech takes a hands-on, minds-on approach to education, preparing scholars to be leaders in their fields and communities. Since its founding as a land-grant college in 1872, Virginia Tech has grown to an enrollment of more than 34,000.


With a strong presence in the National Capital Region, Roanoke, and on the main campus in Blacksburg, Virginia, as well as an international campus in Europe, Virginia Tech offers the widest range of degree choices in Virginia and is the state's leading research institution. Tech offers approximately 250 undergraduate and graduate degree programs and \$521 million in research expenditures each year. The university's undergraduate colleges are the College of Agriculture and Life Sciences, College of Architecture and Urban Studies, College of Engineering, College of Liberal Arts and Human Sciences, College of Natural Resources and Environment, College of Science, and the Pamplin College of Business. At the postgraduate level is the Graduate School, the Virginia-Maryland College of Veterinary Medicine, and the Virginia Tech Carilion School of Medicine, a public-private partnership with Carilion Clinic in Roanoke.

Through defined Destination Areas and Strategic Growth Areas, Tech scholars seek to address complex global challenges. First, university officials look outside Virginia Tech and into the future for difficult problems of national and global importance. Then, those officials invest resources to build and support world-class groups of faculty that transcend our disciplinary strengths. Destination Areas create the agile and vibrant environment that makes Virginia Tech the "destination" for the people and resources needed to make a difference. Taking students to the next level by helping them solve real-world problems, Tech professors have a reputation for imagining the next great thing – from blind-driver cars to energy-conscious homes – and then making it happen. Faculty members and students, including undergraduates, are involved in research projects in fields ranging from biotechnology to urban planning.

Virginia Tech's Moss Arts Center presents renowned artists from around the globe and from close to home, with a special focus on experiences that expand cultural awareness and deepen understanding. The center is creating a thriving creative community fueled by inspiration, where patrons have meaningful experiences, enjoying arts of the highest caliber in a wide variety of forms.

The desire to serve is deeply ingrained in Virginia Tech's learning, discovery and engagement. More than a motto, *Ut Prosim* is a value system that guides students' decisions and helps mold them into responsible citizens of the world.

Virginia Tech is consistently recognized for its value and the quality of its programs. These rankings represent a few of the broader measures of excellence that the university garners.







## AT A GLANCE

- Located in Blacksburg, Virginia
- Nine colleges and graduate school
- 100 bachelor's degree programs
- 150 master's and doctoral degree programs
- 31,000+ full-time students
- 16:1 student-faculty ratio
- Main campus includes more than 135 buildings, 2,600 acres, and an airport
- Ranked 43rd in university research in the United States
- Has adjacent corporate research center, as well centers in Roanoke, Northern Virginia, and Newport News

## INTERESTING FACTS & FIGURES

- Virginia Tech was ranked among the world's elite institutions in 21 subjects and in the 2017 QS World University Ratings by Subject.
- In the spring of 2017, U.S. News & World Report ranked Virginia Tech's College of Engineering at No. 9 among public institutions and No. 14 overall.
- U.S. News also ranked four Virginia Tech graduate programs among the nation's top 10, including the environmental and environmental health engineering program (No. 6); the industrial/manufacturing/systems program (No. 6); the evening MBA program (No. 7); and the civil engineering program (No. 7).
- U.S. News' rankings of undergraduate programs placed Virginia Tech at 25th overall among public universities and 69th among all national universities. Money and Forbes both ranked the university among the top 25 public institutions in the nation.
- Money rated Virginia Tech as one of the best colleges for your money (No. 23).
- In 2017, Kiplinger's Personal Finance magazine again ranked Virginia Tech among the best values in public education.
- The National Science Foundation ranked Virginia Tech 43rd in research expenditures and the No. 1 research university in Virginia.
- In 2017, Princeton Review ranked Virginia Tech at No. 1 for Their Students Love These Colleges, No. 5 for Best Quality of Life; No. 6 Best Campus Food; No. 15 Town-Gown Relations are Great; and No. 19 for Happiest Students.
- The Active Times named Virginia Tech the fittest college in America in 2013 and 2015.
- Virginia Tech's undergraduate architecture school was ranked No. 4 and its graduate architecture program No. 11 by DesignIntelligence.

USA Today has ranked Virginia Tech as the best place in the nation to study natural resources and conservation for three consecutive years. The College of Natural Resources and Environment's forestry program also ranked first.



*Joseph G. Tront, PhD., professor of electrical and computer engineering in the College of Engineering at Virginia Tech, is the university's faculty chairman of athletics.*







# Tim Sands

UNIVERSITY PRESIDENT



Timothy D. Sands is the 16th president of Virginia Polytechnic Institute and State University, joining the university in June of 2014. He is also a scientist, educator, and inventor, he has dedicated much of his career to advancing the impact of research and innovation in public education. As president, he has engaged the university community in a visionary plan to advance Virginia Tech's role as a global land-grant institution, confronting the commonwealth's, the country's, and the world's most challenging problems. The initiative, called "Beyond Boundaries," seeks to define Virginia Tech's role a generation into the future and align the educational experience with the needs and opportunities that will be created by changing world economies and the evolving landscape of higher education.

In collaboration with the provost and academic leadership, he has championed the development of Destination Areas, thematic focus areas that leverage the university's signature strengths to attract talent and generate creative energy that extends across the disciplines. The development of these areas involves reimagining Virginia Tech's Blacksburg residential campus, catalyzing the economic development of the Blacksburg-Roanoke region with a growing health science and technology center of excellence and developing the experiential learning and research potential in the National Capital Region. He has prioritized building new and enhancing existing partnerships and collaborations to use resources and expertise in a focused and efficient way across the country and the globe.

He also launched and led InclusiveVT, an initiative to provide leadership, collaboration, guidance, and resources to support and accelerate the implementation of inclusion and diversity goals throughout the university community.

InclusiveVT supports the imperative of inclusion and diversity as key components of a university ecosystem rich in opportunities for experiential learning, cross-disciplinary engagement, and the development of cultural awareness and empathy.

President Sands' vision for Virginia Tech embraces the university's heritage of service and community and its motto, *Ut Prosim* (That I May Serve). Virginia Tech students will graduate with disciplinary mastery,

technology literacy, cultural competency, resilience, empathy for others, and the passions and strengths needed for a life and career of impactful service to humanity.

Before coming to Virginia Tech, President Sands served as executive vice president for academic affairs and provost of Purdue University in West Lafayette, Indiana. He was acting president during the summer and fall of 2012, before Mitchell E. Daniels became the 12th president of Purdue.

He earned a bachelor's degree with highest honors in engineering physics and a master's degree and doctorate in materials science from the University of California, Berkeley. He joined the Purdue faculty in 2002 as the Basil S. Turner Professor of Engineering in the schools of Materials Engineering and Electrical and Computer Engineering. Prior to becoming provost, he served as the Mary Jo and Robert L. Kirk Director of the Birck Nanotechnology Center in Purdue's Discovery Park.

From 1993 to 2002, President Sands was a professor of materials science and engineering at the University of California, Berkeley, and before that, he performed research and directed research groups at Bell Communications Research (Bellcore) in Red Bank, New Jersey. Throughout his career, he has participated in and led research teams and academic programs that have been characterized by open collaboration across a wide array of disciplines.

He has published more than 250 refereed papers and conference proceedings and has been granted 20 patents in electronic and optoelectronic materials and devices. He is member of the faculty in Virginia Tech's Bradley Department of Electrical and Computer Engineering, with research interests in microelectronics, optoelectronics, and nanotechnology. He is a fellow of the Institute of Electrical and Electronics Engineers, the Materials Research Society, and the National Academy of Inventors.

President Sands is joined at Virginia Tech by his wife, Dr. Laura Sands, a professor of gerontology in the Department of Human Development at Virginia Tech. All four of their children graduated from Purdue and are proud members of the Virginia Tech community. Follow President Sands on Twitter at @VTSandsman.

# Whit Babcock

 @WhitBabcock

**DIRECTOR OF ATHLETICS**

STAFF

HOKIES

REVIEW

HISTORY

PROS

BEAMER

MEDIA



## HOKIES IN THE TOP 25

2017-18

Team	Rank
Men's cross country	9
Women's cross country	Received votes
Football	12
Lacrosse	12
Men's swimming and diving	19
Women's swimming and diving	21
Men's tennis	31
Women's tennis	30
Men's indoor track and field	9
Women's indoor track and field	11
Men's outdoor track and field	12
Women's outdoor track and field	16
Men's soccer	17
Wrestling	8

*Denotes highest rank achieved during season*

Virginia Tech Athletics started a new era when Whit Babcock was formally named Virginia Tech's director of athletics on Jan. 24, 2014. The Harrisonburg, Virginia native came back to the state following stints at Cincinnati, Missouri, West Virginia and Auburn.

"It [the position] was appealing to me primarily because of two reasons – fit and opportunity," Babcock said at the news conference announcing his hiring. "My Virginia heritage – I'm a fifth-generation Virginian – certainly helps with fit and understanding the culture, and coming home is a big component.

"But it's more than that. It's also the opportunity to compete against the best and to join a championship-caliber program that is and will continue to be a leader in the ACC athletically and academically."

Babcock continues to make his mark on all facets of the athletics department, from fan engagement to facilities to fundraising and coaching hires. In fact, he received national acclaim for his work as an AD during the 2017-18 academic year, as he was named one of four FBS recipients of the Under Armour AD of the Year. The previous year, Babcock was one of five finalists for the AD of the Year honor handed out by SportsBusiness Journal and SportsBusiness Daily.

The 2017-18 academic year was another successful one for Virginia Tech under Babcock's leadership. Four members of the men's track and field

team combined to win the national championship in the distance medley relay – the program's first in distance running. Also, the Hokies won the ACC championship in wrestling, while the football team extended its bowl streak to 25 straight games, and the men's basketball squad received an NCAA Tournament bid for the second straight year. The women's basketball program made it to the finals of the WNIT, and both the women's golf and lacrosse programs earned berths to NCAA postseason play for the first time in program history.

Also, the Hokies claimed the Commonwealth Clash, an all-sports competition with rival Virginia sponsored by Virginia529, for the second consecutive year. Tech dominated the Cavaliers in 2017-18, winning by a score of 12.5-8.5. Six of those points came from the track and field and cross country programs, while other sports scoring points included football, wrestling, lacrosse, volleyball, softball and men's tennis. The men's basketball program registered a half of a point by virtue of its season split with the Cavaliers.

Babcock has displayed an acumen for making great coaching hires during his relatively short tenure in Blacksburg, which has led to much of the Hokies' recent successes. Justin Fuente earned consensus honors as the ACC Coach

*Continued on next page.*





**Babcock welcomed 2016 Olympian Kristi Castlin back to Hokie Nation in 2017. Castlin won a bronze medal at the Rio Games in an American sweep in the 100-meter hurdles**

of the Year in 2016 after guiding the football team to 10 wins and has won 19 games in two years since succeeding legendary coach Frank Beamer, who retired after the 2015 season following 29 years as the head coach. Buzz Williams has led the men's basketball program to two NCAA Tournament appearances in four years, and Kenny Brooks has guided the women's basketball program to back-to-back postseason appearances in his two years.

Other Babcock hires faring well include wrestling head coach Tony Robie, who has led the Hokies to back-to-back ACC titles and top-10 finishes at the NCAA Wrestling Championships, and lacrosse head coach John Sung, who led Tech's squad to a school-record 14 wins and the program's first NCAA appearance in 2018.

On the fundraising front, Babcock's 2016 revamping of the Hokie Club, the athletics department's fundraising arm, continues to pay dividends, as the club raised a school-record \$47.7 million overall for the giving cycle ending March 31, 2018, with nearly \$16.8 million designated for the Hokie Scholarship Fund, which goes toward the rising costs of tuition for the school's more than 550 scholarship student-athletes.

In addition, in December of 2016, Babcock implemented a "Drive for 25" initiative designed to increase membership in the Hokie Club to 25,000 members. He tabbed Beamer to serve as the spokesperson for the campaign, which helps raise the financial resources to provide Virginia Tech student-athletes with the opportunities to continue their success in the classroom, in competition and in the community.

A chunk of the \$47.7 million raised during the 2017-18 year came from a \$15.2 million gift to be used toward the construction of a Student-Athlete Performance Center. The center, to be built on the fourth floor of the Jamerson Athletics Center in 2019, allows for the sports nutrition staff to feed student-athletes in all 22 sports and also to be used for donor hospitality before football and basketball games and for recruiting functions.

The center will be the latest facilities project, as in the spring of 2018, the athletics department concluded an \$18 million renovation of English Field at Union Park – in large part because of a \$3.5 million donation from Union Bank secured by Babcock – and the conclusion of an \$18 million project that resulted in the construction of a softball hitting facility and the conversion of Rector Field House into a home for the Hokies' track and field programs.

But it's not just all about athletics, money and facilities with Babcock. The Hokies are getting it done in the classroom as well. Vincent Ciattei, a member of the men's track and field squad, was named the ACC's Indoor Track and

Field Scholar-Athlete of the Year, and both he and women's soccer player Alani Johnson received ACC postgraduate scholarships. In all 192 student-athletes made the Dean's List during the fall semester (3.40 GPA or better), and more than 300 student-athletes maintain a cumulative GPA of 3.0. Seventeen of the Hokies' 22 programs maintain a cumulative team GPA of 3.0 or better.

Other accomplishments during Babcock's tenure include the launching of a new mission statement and core values for the athletics department. The mission statement and the core values – integrity, service, honor, excellence and strong together – represent the foundation of the department and every decision made. In addition, he unveiled the "Pylons of Promise," a landmark document that sets forth the university's and the athletics department's commitment to student-athletes during their times at Virginia Tech. This document served as Virginia Tech's response to the changes in the NCAA governance landscape. The Pylons of Promise is based on the ideals emblazoned on the eight pylons at the Virginia Tech War Memorial Court.

Babcock arrived in Blacksburg following two and a half years as the director of athletics at the University of Cincinnati and five years at the University of Missouri, where he served as the executive associate director of athletics. His background in fundraising, marketing, promotions, ticket sales, licensing and multimedia partnerships were key attributes in support of his hiring. In his introductory press conference at Virginia Tech, Babcock cited three guiding principles for his vision for the athletics department's future: commitment to comprehensive excellence, centering the department's focus on the student-athlete experience and engaging the community.

Over the past six years, both while at Cincinnati and Virginia Tech, Babcock has been active on the local and national speaking circuits. He has presented before the National Association of Collegiate Directors of Athletics (NACDA), National Association of Collegiate Women Athletics Administrators (NACWAA) and the 1-A Athletic Directors Association annual institute. He is a past president of the National Association of Athletic Development Directors (NAADD).

Prior to his time at Cincinnati, Babcock's 22-year career path included stops at Missouri, West Virginia, Auburn and James Madison.

A student-athlete himself, Babcock lettered four seasons in baseball at James Madison University and served as team captain his senior year. He earned his bachelor's degree from JMU in 1992. In 1996, he received his master's in sports management from West Virginia University.

He and his wife, Kelly, have three sons: Andrew, Brett and Eli.

# Athletics Executive Staff



**Whit Babcock**  
Director of Athletics



**John Ballein**  
Executive Associate  
Athletics Director



**Omar Banks**  
Executive Associate  
Athletics Director



**Tom Gabbard**  
Senior Associate Athletics  
Director for Facilities  
& Operations



**Reyna Gilbert-Lowry**  
Senior Associate Athletics  
Director of Student-  
Athlete Development/  
Senior Woman  
Administrator



**Chris Helms**  
Senior Associate Athletics  
Director for Administration  
& Sports Programs



**Bill Lansden**  
Senior Associate Athletics  
Director for Development  
& Executive Director,  
Hokie Club



**Angie Littlejohn**  
Senior Associate Athletics  
Director for Internal  
Operations



**Brad Wurthman**  
Senior Associate Athletics  
Director for External  
Operations



**Carmela Smith**  
Assistant to the  
Athletics Director

At **VIRGINIA TECH**, a former military institute with its background in the sciences, students are encouraged to Invent the Future! As a broad-based research university with a large undergraduate population, Virginia Tech strikes a balance among learning, discovery, and engagement with more than 90 undergraduate majors. The school is also a research powerhouse, with seven research institutes and two university research centers. Consistently recognized for its value and the quality of its programs, our campus food is also rated as some of the nation's finest, too!

*This is*  
**VIRGINIA TECH**



# VT IMG Sports Marketing

IMG College, a national leader in the collegiate sports marketing industry, is in its 22nd year as the exclusive worldwide multi-media and advertising rights holder for Virginia Tech Athletics through its 2010 acquisition of ISP Sports.

In this partnership with the athletics program, Virginia Tech IMG Sports Marketing develops, produces and sells an extensive range of sports marketing opportunities for Tech. Radio play-by-play and coach's shows, television programming and coach's shows, Lane Stadium and Cassell Coliseum venue signage, video board and promotions, along with print and digital advertising are available.

During its very successful partnership with Virginia Tech, IMG College has developed the Virginia Tech IMG Sports Network into the largest collegiate sports radio network in Virginia. Broadcast coverage includes the commonwealth of Virginia, as well as portions of Maryland, North Carolina, Kentucky, Washington, D.C., and West Virginia. The IMG Sports Network includes affiliates in five of the top 120 media markets in the country; Washington, D.C. (7), Charlotte, NC (24), Norfolk/Virginia Beach (45), Richmond (53) and Roanoke (119). Those affiliates join the Flagship home of the Hokies in Blacksburg, Cumulus Broadcasting's 105.3 FM "The Bear."

The network's television coverage of Tech athletics is centered around *Hokies All Access*, a cutting-edge 60-minute television program that provides an immersive game day experience for Tech football, basketball and other special athletic events. Debuting

in advance of the 2018 football season, *Hokies All Access* will air Friday nights on WWCW in the Southwest Virginia and Saturday mornings through the mid-Atlantic region on NBC Sports Washington. *Hokies All Access* will make Tech an industry front-runner by providing provocative insider conversation with head coach Justin Fuente, film breakdown with staff members, interactive social content, on-field tutorials from current players and analysis from former greats.

IMG College also works diligently to stay on the forefront of an ever-evolving multi-media climate. That includes conceptualizing content that provides Hokie Nation a variety of video and audio streaming options to cover Tech football year-round. In 2018 those initiatives will include worldwide streaming of game action and coach's shows on Tuneln and through the Hokies Sports app. Additionally, *HokiePod* returns for a second season along with daily content throughout the year.

Other advertising and marketing opportunities managed by Virginia Tech IMG Sports Marketing include the state-of-the-art video screens (*HokieVision*) in Lane Stadium, Cassell Coliseum and English Field at Union Park. IMG College also features venue signage, ribbon board LED advertising and promotion, pre-game hospitality events and a wide array of print and digital opportunities across all sports.

So, whether your interest is in radio or television media, print, promotions, signage, video board, event impact or digital ... Virginia Tech IMG Sports Marketing is your corporate connection to Virginia Tech.

## VIRGINIA TECH IMG SPORTS NETWORK 2016 FOOTBALL RADIO AFFILIATES

Abingdon.....	WFHG-FM	92.9 FM
Blacksburg.....	WBRW-FM	105.3 FM
Blackstone.....	WBBC-FM	93.5 FM
Bluefield, WV.....	WHKX-FM	106.3 FM
Bristol.....	WFHG-FM	92.9 FM
Charlottesville.....	WKAV-AM	1400 AM
Clinchco.....	WDIC-FM	92.1 FM
Clintwood.....	WDIC-FM	92.1 FM
Danville.....	WMNA-FM	106.3 FM
Galax.....	WCGX-AM	1360 AM
Gretna.....	WMNA-FM	106.3 FM
Hampton.....	WNIS-AM	790 AM
Harrisonburg.....	ESPN-FM	101.3 FM
	(W267BA)	
Kilmarnock.....	WIGO-FM	104.9 FM
Lynchburg.....	WLNI-FM	105.9 FM
Marion.....	WUKZ-AM	1010 AM
Marion.....	WUKZ-FM	101.1 FM
Martinsville.....	WMVA-AM	1450 AM
Morningside, MD.....	WJFK-AM	1580 AM
Norfolk.....	WNIS-AM	790 AM
Onley.....	WESR-FM	103.3 FM
Onley.....	WESR-AM	1330 AM
Richmond.....	WRNL-AM	910 AM
Richmond.....	WRVQ	96.1 FM
	HD2-FM	
Richmond (alternate).....	WRVA-AM	1140 AM
Roanoke.....	WSNV-FM	93.5 FM
Rocky Mount.....	WYTI-FM	1460 AM
Rocky Mount.....	WYTI-FM	104.5 FM
Staunton.....	WTON-AM	1240 AM
Tappahannock.....	WNNT-FM	107.5 FM
Tazewell.....	WHQX-FM	107.7 FM
Virginia Beach.....	WNIS-AM	790 AM
Warsaw.....	WNNT-FM	107.5 FM
Washington, D.C.....	WJFK-FM	106.7 FM
Washington, D.C. (alternate).....	WDHC-FM	99.1 FM
White Stone.....	WIGO-FM	104.9 FM
Winchester.....	WINC-AM	1400 AM
Wytheville.....	WXBX-FM	95.3 FM

Stations & airtimes subject to change. Check [www.hokiesports.com](http://www.hokiesports.com) for latest listings.

**LISTEN ONLINE:** Virginia Tech IMG Sports Network broadcasts are on HokiesXtra & Tuneln.

**LISTEN ON YOUR MOBILE DEVICE OR TABLET:** Virginia Tech IMG Sports Network radio broadcasts, including games, talk shows, press conferences and daily interviews are available through the Hokies' mobile app, HokiesXtra. The app is free to download from the iPhone App Store or Android Market.

**LISTEN ON SATELLITE RADIO:** Virginia Tech football games can be heard each week on SiriusXM Satellite Radio, ACC on XM 193 & 194.

## VIRGINIA TECH IMG SPORTS MARKETING STAFF



**Brandon Forbis**  
General Manager



**Kyler Pilling**  
Associate General Manager



**Sam Schauf**  
Senior Account Executive



**Jared Wilson**  
Senior Account Executive



**Valerie Lee**  
Account Executive



**Laura Bauer**  
Partner Services Coordinator

# VT IMG Sports Network



@LazeVT

**JON LAASER** (pronounced “laser”) enters his fourth season as “The Voice of the Hokies” in 2018. In that role, Laaser serves as the lead announcer for Virginia Tech football and men’s basketball across the Virginia Tech IMG Sports Network. Additionally, he is the host of the weekly Tech Talk Live! radio program, Hokies All Access television show and an analyst and contributor to HokiePod. The 39-year old also serves as one of the primary announcers for Tech’s ACC Network Extra broadcasts, pens the “Behind the Mic” column for Inside Hokie Sports magazine and frequently serves as an emcee, public speaker and ambassador for the University. The Chanhassen, Minnesota native boasts a wide range of football, basketball and baseball announcing experience throughout

his 18-year broadcasting career. Officially named to his current position on June 23, 2015, he joined Virginia Tech after spending four years working as a television and radio broadcaster for VCU basketball. His broadcasting journey originally brought him to Virginia in 2009 as one of the founding staff members of the Richmond Flying Squirrels, the Double-A affiliate of the San Francisco Giants. He served six seasons (2010-2015) as “The Voice of the Squirrels” and during that time garnered regional college basketball television assignments which included partnering with analyst John Feinstein on Comcast Sportsnet Washington.

Recognized by his peers as one of the top young play-by-play talents in the country, longtime FOX Sports and Cincinnati Reds broadcaster Thom Brennaman was one of several prominent sports figures who endorsed Laaser along with the “Voice of the Minnesota Vikings” Paul Allen and San Francisco Giants general manager Bobby Evans.

Working for Hampton Roads Sports Network in 2014-15, Laaser served as lead play-by-play broadcaster for college, high school football and basketball telecasts featuring schools throughout Virginia. He was also “The Voice of the Buccaneers” for the football and basketball programs of Charleston Southern from 2008-09, in addition to baseball broadcasting duties with the Myrtle Beach Pelicans, which at the time was the Class A Advanced Affiliate of the Atlanta Braves.

His extensive minor league baseball background also includes stints with the Altoona Curve (Pirates AA affiliate), Yakima Bears (Diamondbacks short-season A affiliate), St. Paul Saints (independent) and St. Cloud River Bats (Northwoods League). Laaser’s professional career began in Minnesota with stints working for KFAN Radio in Minneapolis and KXSS Radio in St. Cloud as well with the NFL’s Minnesota Vikings. Laaser is a graduate of Brown College in the Twin Cities and currently resides in Blacksburg with his wife, Renée, whom he wed in May of 2018.



@MikeBurnopVT

**MIKE BURNOP**, Virginia Tech’s Hall of Fame network analyst received a multi-year contract extension prior to the 2015 football season and enters his 36th season in the Hokies’ football booth. Burnop, a former star tight end for the Hokies, held the Virginia Tech record for receptions in a season by a tight end with 46 from the end of his playing career until it was broken by Bucky Hodges in 2016 (48). Burnop also ranks second all-time (Hodges) for career yards receiving by a tight end. In addition to his broadcasting duties, Burnop owns New River Office Supply; a business operating in Blacksburg, Pearisburg and Salem, Va.

In addition to his role as analyst, Burnop handles all post-game interviews from Tech’s locker room. His versatility at the mic is nearly unparalleled in collegiate athletics as he also serves as the analyst for Tech men’s basketball broadcasts. He is one of just a few announcers nationwide that provide analysis for both sports. Burnop is a prominent member of the Blacksburg community, frequently lending his time and talents to philanthropic causes throughout the area.



@AAllegretta

**ANDREW ALLEGRETTA** is in his eighth season as the Director of Broadcast Operations for Digital Media and Olympic Sports. He serves as the sideline reporter and pre/post-game host for football broadcasts on the Virginia Tech IMG Sports Network. He also serves as the play-by-play broadcaster for Virginia Tech’s women’s basketball and baseball teams. In addition, he anchors coverage of Tech Olympic sports on HokiesXtra and hokiesports.com. Allegretta is also a contributor to men’s basketball radio broadcasts and Virginia Tech Sports Today, the network’s weekly regional television program. A native of Yarmouth, Maine, Allegretta graduated from Syracuse University with a degree in broadcast journalism.

## WHAT IS A HOKIE?

That’s a frequently asked question in Virginia Tech athletics, and the answer leads all the way back to 1896 when Virginia Agricultural and Mechanical College changed its name to Virginia Polytechnic Institute. With the change came the necessity for writing a new cheer, and a contest for that purpose was held by the student body. Senior O.M. Stull won first prize for his “Hokie” yell which is still used today. Later, when asked if “Hokie” had any special meaning, Stull explained the word was solely the product of his imagination and was used only as an attention-getter for his yell. It soon became a nickname for all Virginia Tech teams and those people loyal to Tech athletics. The official school colors – Chicago maroon and burnt orange – also were introduced in 1896. They were chosen because they made a “unique combination” not worn elsewhere at the time.



**THE HOKIEBIRD**  
Virginia Tech’s lovable mascot

**VIRGINIA TECH**  
**IMG SPORTS MARKETING**  
250 South Main St., Suite 224  
Blacksburg, VA 24060  
Phone: (540) 961-7604  
E-mail: hokipoki@vt.edu



# VT Athletics Communications

Media interested in Tech athletics, be it an interview or press credential request, are encouraged to contact the Athletics Communications Office.

Hokie coaches and athletes work closely with the Communications staff in servicing media requests. Please, don't hesitate to give us a call.

All interview requests for Virginia Tech coaches, student-athletes and administrators should be directed to an appropriate member of the Athletics Communications staff.

The Athletics Communications Office is located on the fourth floor of the Jamerson Athletic Center, which is connected to Cassell Coliseum and the Merryman Athletic Center. The office is next to the Bowman Room.

All media members coming to campus during the week need to stop by the Visitor and Undergraduate Admissions Center at 925 Prices Fork Road to obtain a parking pass.

Media will be responsible for paying any fines they incur while on campus.

## THE PRESS BOX

The press box at Lane Stadium/Worsham Field comprises seven levels. Newspaper, radio and television reporters work on the fifth level.

The media area of the press box is accessible via elevators Nos. 4 & 5, which are located on the west side, in the south tower.

Admission to the press box is by credential only. Smoking is not allowed in the stands or in any enclosed area of Lane Stadium, including the press box and rest rooms.



**PETE MORIS**  
Associate A.D.,  
Strategic Communications  
morisvt@vt.edu  
540.231.9965  
Education: Loras College ('93)  
Hometown: Mt. Hope, Wis.



**JIMMY ROBERTSON**  
Director of Content Creation  
jrob@vt.edu  
540.231.4134  
Education: Roanoke College, ('94)  
Hometown: Christiansburg, Va.



**APRIL GOODE**  
Director, Engagement  
& Analytics  
a.goode@vt.edu  
540.231.8823  
Education: High Point ('03);  
Marshall (MA '05)  
Hometown: Meadow Bridge, W. Va.



**BILL DYER**  
Associate Director,  
Strategic Communications  
wdyer@vt.edu  
540.231.8852  
Education: James Madison ('84)  
Hometown: Danville, Va.



**MARC MULLEN**  
Associate Director,  
Strategic Communications  
marcm@vt.edu  
540.231.1894  
Education: Bloomsburg ('98)  
Duquesne (MA '01)  
Hometown: North Catasauqua, Pa.



**PETER LONG**  
Associate Director,  
Strategic Communications  
lpeter@vt.edu  
540.231.6726  
Education: St. John's ('14)  
Nevada ('16)  
Hometown: Point Pleasant, N.J.

## JUST VIRGINIA TECH, PLEASE

While the full name of the school is Virginia Polytechnic Institute and State University, the school is commonly referred to as "Virginia Tech." Founded in 1872, as Virginia Agricultural and Mechanical College, the university changed its name to Virginia Polytechnic Institute in 1896. Fans of the athletics department, as well as media covering the Hokies, shortened the name to VPI, but it eventually became Virginia Tech. The "State University" was added in 1970 to bring the official title to what it is today.

Those covering Hokie athletics are asked to refer to the university as simply "Virginia Tech." Virginia Tech University, VPI and SU, VPI&SU, "Vah Tech," VT or VA Tech are not recognized names and should not be used.



**CARTER BROWN**  
Assistant Director,  
Strategic Communications  
cart315@vt.edu  
540.231.6892  
Education: Virginia Tech ('17)  
Hometown: Midlothian, Va.



**LANCE DOZIER**  
Assistant Director,  
Strategic Communications  
lance17@vt.edu  
540.231.1494  
Education: Bethel University ('15)  
Hometown: Rochester, Minn.



**JULIAN DRAKEFORD**  
Coordinator,  
Strategic Communications  
julian2@vt.edu  
540.270.2456  
Education: James Madison ('17)  
Hometown: Warrenton, Va.



**DAVE KNACHEL**  
Senior Director,  
Photography and Design  
dknachel@vt.edu  
540.231.1838  
Education: Virginia Tech  
Hometown: Christiansburg, Va.



**DAMIAN SALAS**  
Senior Director and  
Webmaster, hokiesports.com  
dsalas@vt.edu  
540.231.8816  
Education: Virginia Tech  
Hometown: Poquoson, Va.



**JOHN SOURS**  
Associate Director,  
Graphic and Web Design  
jsours@vt.edu  
540.231.6329  
Education: South Florida ('79)  
Hometown: Roanoke, Va.



**BEN SMITH**  
Assistant Director,  
Graphic and Web Design  
bfsmith@vt.edu  
540.231.6756  
Education: Radford ('06)  
Hometown: Christiansburg, Va.

## PHONE & FAX

(540) 231-6726 - Phone  
(540) 231-6984 - Fax

## MAILING ADDRESS

Virginia Tech Athletics Communications  
460 Jamerson Athletic Center (0502)  
Blacksburg, VA 24061

# HokieVision & ACC Network

STAFF

HOKIES

REVIEW

HISTORY

PROS

BEAMER

MEDIA



In March 2018, the Virginia Tech Board of Visitors approved plans for a \$10 million investment in facilities, equipment and infrastructure on the Tech Athletics footprint of campus, as the Hokies ready for the anticipated launch of the ACC Network in 2019.

Plans called for the development of two identical linear network control rooms, including audio and replay suites, as well as state-of-the-art engineering, shading and edit suites. This facility will be housed in the former Shott Media Center in the south end zone of Lane Stadium. These two control rooms have the ability to allow HokieVision – the athletics department’s video staff – to produce simultaneously live Virginia Tech sporting events for the ESPN networks, including the new linear ACC Network set to launch in August 2019. In addition, the rooms can be used to produce ACC Network Extra digital broadcasts.

A second location on the first floor of Lane Stadium’s West Side that currently houses a memorabilia area will be transformed into studios, as well as another control room and audio suite. In addition to programming for the ACC Network, this location will be used for HokieVision, as well as potential future collaborative efforts with Virginia Tech academic departments.

It is anticipated that, by the time the ACC Network launches in August 2019, the number of student workers employed by HokieVision will increase from 20 to approximately 100.



## HOKIEVISION



**Jed Castro**  
Senior Director,  
Visual and Broadcast  
Communications



**Brian Walls**  
Senior Director,  
Broadcast Operations



**Eric Frey**  
Senior Director,  
ACC Network  
Operations



**Scott Bradshaw**  
Associate Director,  
Engineering



**Christopher Bullard**  
Director, Creative  
Services and Digital  
Programming



**Matt Jones**  
Broadcast Specialist/  
Producer



**Sam Jones**  
Chief Engineer



**Heidi Klockenbrink**  
Broadcast Specialist/  
Producer

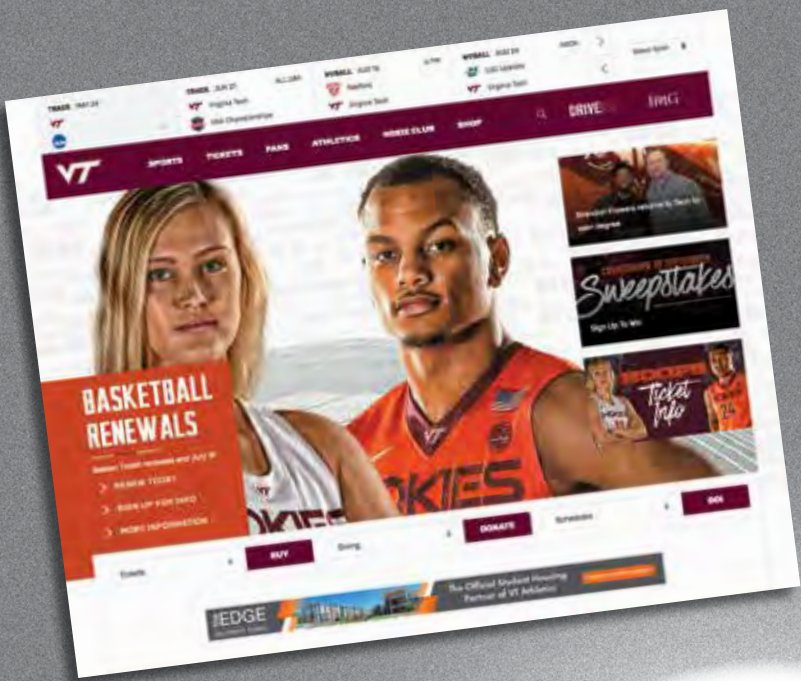


**Nolan Nichols**  
Associate Director,  
Production



**Daniel Sabatino**  
Associate Director,  
Production &  
Big Screens





Our **OFFICIAL WEBSITE** is your one-stop source for information about Virginia Tech Athletics

# KEEPING UP WITH THE HOKIES

ACCESS ALL OF THESE CONNECTIONS AT **HOKIESPORTS.COM**



A **MAGAZINE** for continuing coverage of the Hokies' varsity sports

 @VT\_Football  
@hokiesports

 hokiesports

 @HokiesFB

 HokiesFB



A **FREE WEEKLY ONLINE PUBLICATION** featuring quick updates about athletics at Virginia Tech



# Future Football Schedules

## 2019

Aug. 31	Furman	Blacksburg, Va.
Sept. 7	Old Dominion	Blacksburg, Va.
Sept. 21	at East Carolina	Greenville, N.C.
Nov. 2	at Notre Dame	Notre Dame, Ind.
Home ACC	Duke	Blacksburg, Va.
	North Carolina	Blacksburg, Va.
	Pittsburgh	Blacksburg, Va.
	Wake Forest	Blacksburg, Va.
Away ACC	at Georgia Tech	Atlanta, Ga.
	at Miami	Miami Gardens, Fla.
	at Virginia	Charlottesville, Va.
	at Boston College	Chestnut Hill, Mass.

## 2020

Sept. 5	Liberty	Blacksburg, Va.
Sept. 12	Penn State	Blacksburg, Va.
Sept. 19	at Middle Tennessee	Murfreesboro, Tenn.
Sept. 26	East Carolina	Blacksburg, Va.
Home ACC	Georgia Tech	Blacksburg, Va.
	Miami	Blacksburg, Va.
	Virginia	Blacksburg, Va.
	Boston College	Blacksburg, Va.
Away ACC	at Duke	Durham, N.C.
	at North Carolina	Chapel Hill, N.C.
	at Pitt	Pittsburgh, Pa.
	at Louisville	Louisville, Ky.

## 2021

Sept. 4	Richmond	Blacksburg, Va.
Sept. 11	Middle Tennessee	Blacksburg, Va.
Sept. 18	at West Virginia	Morgantown, W.Va.
Oct. 9	Notre Dame	Blacksburg, Va.
Home ACC	Duke	Blacksburg, Va.
	North Carolina	Blacksburg, Va.
	Pitt	Blacksburg, Va.
	Syracuse	Blacksburg, Va.
Away ACC	at Georgia Tech	Atlanta, Ga.
	at Miami	Miami Gardens, Fla.
	at Virginia	Charlottesville, Va.
	at Boston College	Chestnut Hill, Mass.

## 2022

Sept. 10	at Old Dominion	Norfolk, Va.
Sept. 17	East Carolina	Blacksburg, Va.
Sept. 24	West Virginia	Blacksburg, Va.
Nov. 19	at Liberty	Lynchburg, Va.
Home ACC	Georgia Tech	Blacksburg, Va.
	Miami	Blacksburg, Va.
	Virginia	Blacksburg, Va.
	Boston College	Blacksburg, Va.
Away ACC	at Duke	Durham, N.C.
	at North Carolina	Chapel Hill, N.C.
	at Pittsburgh	Pittsburgh, Pa.
	at NC State	Raleigh, N.C.

## 2023

Sept. 2	Old Dominion	Blacksburg, Va.
Sept. 9	Purdue	Blacksburg, Va.
Sept. 16	at Rutgers	Piscataway, N.J.
Sept. 23	at East Carolina	Greenville, N.C.
Home ACC	Duke	Blacksburg, Va.
	North Carolina	Blacksburg, Va.
	Pittsburgh	Blacksburg, Va.
	Florida State	Blacksburg, Va.
Away ACC	at Georgia Tech	Atlanta, Ga.
	at Miami	Miami Gardens, Fla.
	at Virginia	Charlottesville, Va.
	at Boston College	Chestnut Hill, Mass.

## 2024

Aug. 31	at Old Dominion	Norfolk, Va.
Sept. 7	East Carolina	Blacksburg, Va.
Sept. 14	at Wisconsin	Madison, Wis.
Sept. 21	Rutgers	Blacksburg, Va.
Home ACC	Georgia Tech	Blacksburg, Va.
	Miami	Blacksburg, Va.
	Virginia	Blacksburg, Va.
	Boston College	Blacksburg, Va.
Away ACC	at Duke	Durham, N.C.
	at North Carolina	Chapel Hill, N.C.
	at Pittsburgh	Pittsburgh, Pa.
	at Clemson	Clemson, S.C.

## 2025

Aug. 30	Old Dominion	Blacksburg, Va.
Sept. 6	at Penn State	University Park, Pa.
Sept. 13	Wisconsin	Blacksburg, Va.
Sept. 20	at East Carolina	Greenville, N.C.

## 2026

Sept. 5	VMI	Blacksburg, Va.
Sept. 12	Old Dominion	Blacksburg, Va.
Sept. 19	at Maryland	College Park, Md.
Sept. 26	BYU	Blacksburg, Va.

## 2027

Sept. 11	at Old Dominion	Norfolk, Va.
Sept. 18	Maryland	Blacksburg, Va.
Nov. 20	Liberty	Blacksburg, Va.
	at Notre Dame	Notre Dame, Ind.

## 2028

Sept. 2	Liberty	Blacksburg, Va.
Sept. 9	Old Dominion	Blacksburg, Va.
Sept. 16	at Maryland	College Park, Md.
	Notre Dame	Blacksburg, Va.

## 2029

Sept. 8	at Arizona	Tucson, Ariz.
Sept. 15	Maryland	Blacksburg, Va.

## 2030

Aug. 30	Arizona	Blacksburg, Va.
---------	---------	-----------------

## 2033

	at Notre Dame	Notre Dame, Ind.
--	---------------	------------------

## 2036

Sept. 1	Notre Dame	Blacksburg, Va.
---------	------------	-----------------

As of June 2018. Schedules are subject to change.





# Hokie Club

Founded in 1949 as the Virginia Tech Athletic Fund with the expressed purpose of funding scholarships for student-athletes at Tech, today the Hokie Club serves as the official conduit between fans and Virginia Tech Athletics.

"I know firsthand from both my experience as a player and from coaching just how important scholarships are to young people here at Virginia Tech," Frank Beamer said, who earned a football scholarship to Tech long before embarking on his legendary coaching career. "Scholarships change lives, and that's why Cheryl and I have always been willing to give to help these student-athletes not just to play sports, but to be a part of such a special place and get a degree. Many of my former players wouldn't have received that opportunity otherwise."

## JOIN THE HOKIE CLUB TODAY

540.231.6618 • [HokieClub@vt.edu](mailto:HokieClub@vt.edu) • [hokieclub.com](http://hokieclub.com)

## SOCIAL MEDIA

[@HokieClub](https://twitter.com/HokieClub) [f HokieClub](https://www.facebook.com/HokieClub) [@HokieClub](https://www.instagram.com/HokieClub)

## BILL LANSDEN

SENIOR ASSOCIATE ATHLETICS DIRECTOR OF DEVELOPMENT AND EXECUTIVE DIRECTOR OF THE HOKIE CLUB



Lansden joined Virginia Tech in 2015 and serves as the chief major gift officer for Intercollegiate Athletics. He is responsible for the planning and implementation of the overall fundraising efforts from all private sources. Under his leadership, overall giving to the Hokie Club approached \$48 million based on the most recent benefit giving cycle that concluded March 31, 2018, shattering the previous record of \$33 million set only a year ago. The Drive for 25 campaign continues to bolster membership numbers in the Hokie Club as Tech seeks to keep pace with increasing scholarship costs.

Prior to his arrival in Blacksburg, Lansden spent two years as the Senior Associate AD for External Relations

at the University of Alabama at Birmingham. While at UAB, he oversaw a staff of 25 in the areas of development, marketing, media relations and ticketing for the Blazers' 18 sports. Prior to UAB, he spent nine years (2004-2013) as the Associate AD for Athletics Development at the University of Memphis, where he oversaw capital campaigns, the major gifts program and annual giving. Lansden received a Bachelor of Arts degree in business administration from Rhodes College where he lettered four years in football. He also received a Master of Science degree in sports administration from Georgia State in 1993. He and his wife, Blair, are parents of twin daughters - Madeline and Delaney.

## HOKIE CLUB STAFF



**David Everett**

Associate AD for Major Gifts



**Terry Bolt**

Major Gifts Officer



**Steve Adams**

Associate Director of Major Gifts



**Andrew Bauschelt**

Leadership Giving Officer



**Evan Massengill**

Leadership Giving Officer



**Diana Adkins**

Business Manager



**Jennifer Skaggs**

Executive Assistant



**Shendale Simpson**

Fiscal Technician



**Brandy Barrow**

Stewardship Coordinator



**Angelique Baldwin**

Athletic Membership Coordinator



**Ally Connolly**

Special Events Coordinator



**Shelbynn Adair**

Monogram Club



**Diane Galinaitis**

Fiscal Technician



**Marcus Haskett**

Annual Fund Program Assistant



**Paul Torgersen**

Annual Fund Giving Coordinator

# DRIVE FOR 25

JOIN THE HOKIE CLUB TODAY ■ [WWW.DRIVEFOR25.COM](http://WWW.DRIVEFOR25.COM)



*“There is strength in numbers. Compared to other top programs in the nation, we don’t have enough folks on board as annual donors. This is a tremendous opportunity for fans and alumni to demonstrate their love for the Hokies by making a gift and making a difference in the lives of our students and student-athletes for generations to come.”*

**- FRANK BEAMER**

## QUICK FACTS

- Launched – December 12, 2016
- Objective – Increase membership in the Hokie Club to 25,000 members
- History – The Hokie Club (formerly known as the Virginia Tech Athletic Fund) was founded in 1949 to fund scholarships for student-athletes at Tech
- ACC Peers – Clemson, Florida State and N.C. State all possess fundraising organizations approaching 25,000 members

Your Hokie Club gift provides Virginia Tech student-athletes with invaluable academic and athletic opportunities. Thank you for impacting their lives and helping provide the scholarship support necessary to continue *reaching for excellence.*

*“Last season it was so cool to get a chance to wear Coach Beamer’s No. 25 jersey. That meant so much to honor all that he’s done for Virginia Tech. You can help honor Coach Beamer’s legacy too by joining the Hokie Club’s The Drive For 25. Your gift helps fund scholarships for guys like me. Getting a Virginia Tech education has been nothing but a game changer for me. Help the next generation of Hokies by joining The Drive For 25!”*

**- RICKY WALKER ■ SENIOR, SOCIOLOGY**



**2019 GIVING DEADLINE  
MARCH 31**

To make a gift or for more information visit  
[hokieclub.com](http://hokieclub.com)

📞 (540) 231-6618 ■ ✉ [hokieclub@vt.edu](mailto:hokieclub@vt.edu) ■ 📷 [hokieclub](https://www.instagram.com/hokieclub) ■ 📘 [hokieclub](https://www.facebook.com/hokieclub) ■ 🐦 [@HokieClub](https://twitter.com/HokieClub)





**VT**  
**2018**  
**SCHEDULE**

**Sept. 3** at Florida State  
**8 WILLIAM & MARY**  
**15 EAST CAROLINA**  
WHITE EFFECT/MILITARY APPRECIATION  
**22** at Old Dominion  
**29** at Duke

**Oct. 6 NOTRE DAME**  
HOKIE EFFECT/STRIPE LANE STADIUM  
**13** at North Carolina  
**25 GEORGIA TECH**  
ORANGE EFFECT  
**Nov. 3 BOSTON COLLEGE**  
HOMECOMING

**Nov. 10** at Pitt  
**17 MIAMI**  
MAROON EFFECT/HALL OF FAME  
**23 VIRGINIA**  
**Dec. 1** ACC Championship  
Atlantic vs. Coastal  
(CHARLOTTE, NC)