

98-99-21 Jacket Suit

© Pierrot Yarns (Gosyo Co., Ltd.). Translation by Linda Lanz.



Materials

- *original suggestion (discontinued)*: Pierrot Yarns Cashmere Lamb's Wool [90% wool, 10% cashmere; 175 yds/160m per 1.76 oz./50g skein];
 - jacket: 13 skeins [650g], color #2211
 - skirt: 6 skeins [290g], color #2211
- *suggested substitute*: Pierrot Yarns Fine Merino [100% extra fine merino; 103 yds/94m per 1.06 oz./30g skein];
 - jacket: 22 skeins [650g], color #211 mocha
 - skirt: 10 skeins [290g], color #211 mocha
- standard gauge knitting machine (4.5mm needle pitch) *or*:
- 2.7mm (approx. US 2), 3.0mm (US 2½), 3.3mm (approx. US 3) and 3.6mm (approx. US 4 or 5) knitting needles or sizes necessary to achieve gauge
- elastic for waistband (3cm/1.18" wide, 70cm/27.56" long)

Gauge

Gauge is measured in a swatch 10cm/4" square.

- stockinette stitch (jacket): 28 sts and 37 rows
- stockinette stitch (skirt): 28 sts and 40 rows

Finished measurements

- bust 102cm/40.16"
- cross back width 39cm/15.35"
- sleeve length 53cm/20.87"
- jacket length 69.5cm/27.36"
- waist 72cm/28.35"
- hips 96cm/37.80"
- skirt length 55cm/21.65"

Knitting Tips

Body: Cast on with crochet provisional cast-on method. In row 1, knit required number of stitches, then shape hem into curve by working short rows every 2 rows. Work side shaping per schematic, then continue to neckline shaping.

Collar: Knit the necessary number of stitches in k1p1 ribbing. Seam shoulders with three-needle bind-off. Starting from hem, seam collar to body with mattress stitch.

Sleeves: Cast on with crochet provisional cast-on method; knit according to schematic.

Skirt: Cast on with crochet provisional cast-on method. Knit according to schematic, changing needle size as indicated. Work waist decreases and knit casing for waistband.

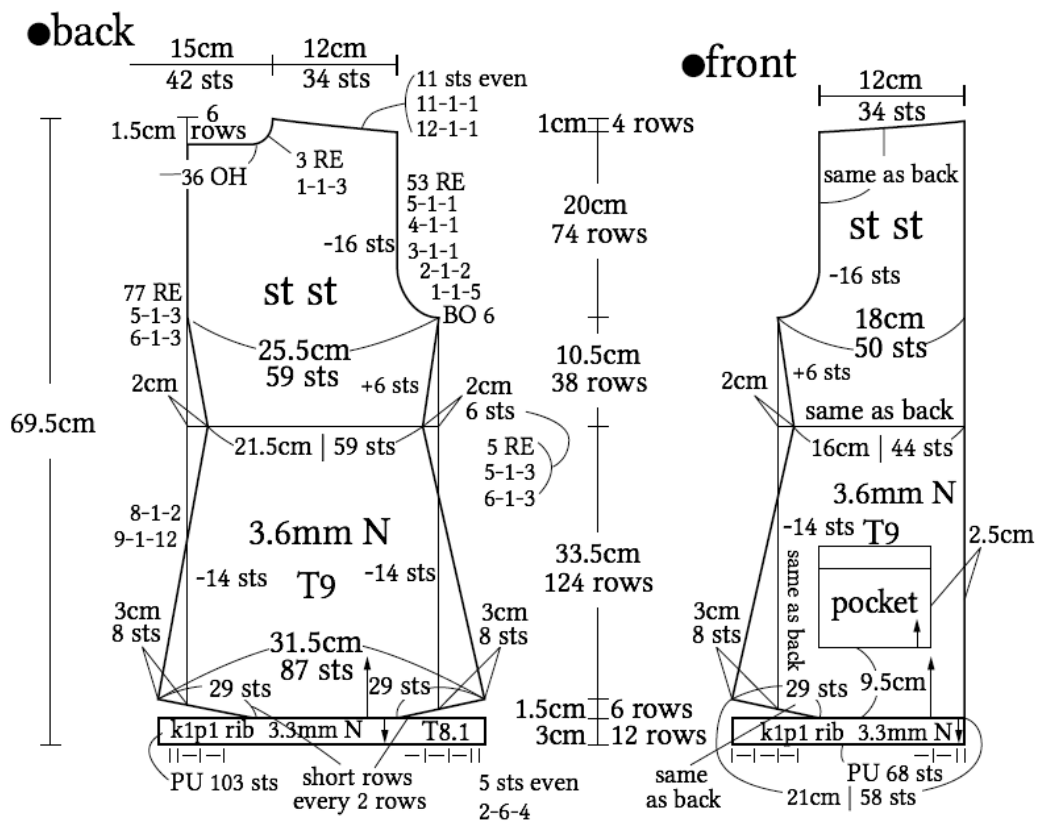
Pockets: Knit separately, then attach to body of jacket.

Knitting Tips (continued)

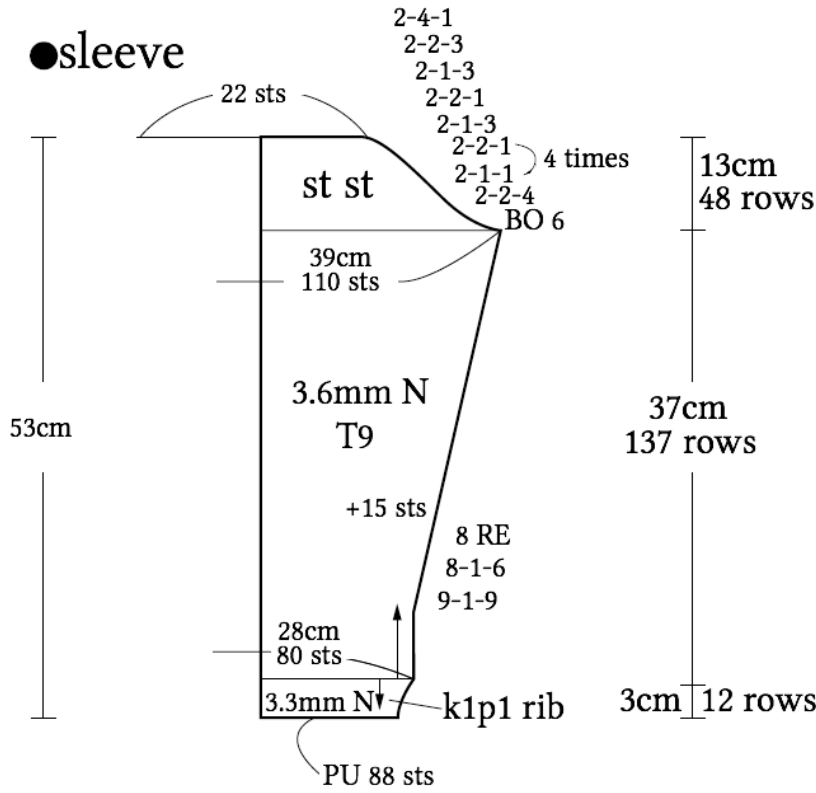
Finishing: Seam center back, jacket sides, and skirt sides with mattress stitch. Join sleeves to body with slip stitch seam. Insert elastic into waistband.

Abbreviations: N = needles; OH = on hold (i.e., place on stitch holder or waste yarn); PU = pick up; st = stockinette stitch; T = tension dial

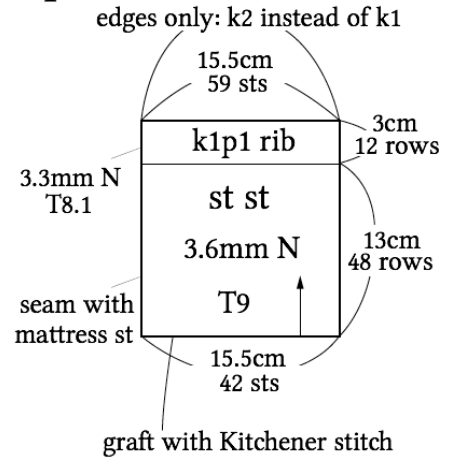
※ At sides of body and skirt, work 6 center stitches even (i.e., no increases or decreases).



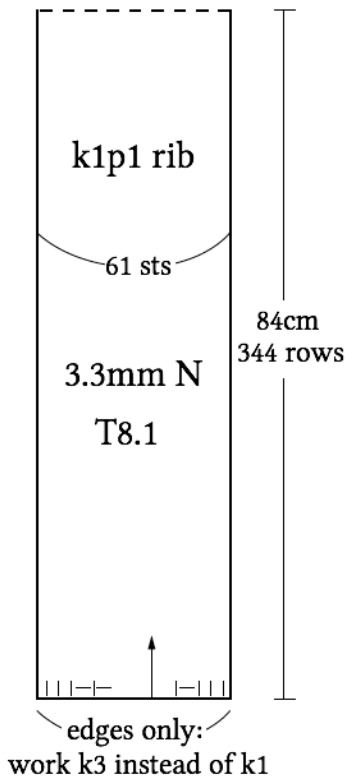
●sleeve



●pocket



●collar



●skirt (stockinette st)

