



LAUSANNE
2020



YOUTH
OLYMPIC
GAMES



Results Book




ALPINE SKIING

	Alpine Skiing	1
1	Table of Contents	2
2	Competition Schedule	5
3	Entry List by NOC	6
3.1	Entry List by NOC Women	6
3.2	Entry List by NOC Men	11
4	Medallists by Event	15
5	Women's Slalom	16
5.1	Entry List by Event	17
5.2	Results	21
5.3	Penalty Calculation	23
5.4	Run 1	24
5.4.1	Start List	24
5.4.2	Results - Run 1	26
5.5	Run 2	28
5.5.1	Start List - Run 2	28
6	Women's Giant Slalom	30
6.1	Entry List by Event	31
6.2	Results	35
6.3	Penalty Calculation	37
6.4	Run 1	38
6.4.1	Start List	38
6.4.2	Results - Run 1	40
6.5	Run 2	42
6.5.1	Start List - Run 2	42
7	Women's Super-G	44
7.1	Entry List by Event	45
7.2	Results	48
7.3	Penalty Calculation	50
7.4	Start List	51
8	Women's Alpine Combined	53
8.1	Entry List by Event	54
8.2	Results	57
8.3	Penalty Calculation	59
8.4	Super-G	60
8.4.1	Start List	60
8.4.2	Results - Run 1	62
8.5	Slalom	64
8.5.1	Start List	64
9	Men's Slalom	66
9.1	Entry List by Event	67
9.2	Results	71
9.3	Penalty Calculation	73

9.4	Run 1	74
9.4.1	Start List	74
9.4.2	Results - Run 1	76
9.5	Run 2	78
9.5.1	Start List - Run 2	78
10	Men's Giant Slalom	80
10.1	Entry List by Event	81
10.2	Results	85
10.3	Penalty Calculation	87
10.4	Run 1	88
10.4.1	Start List	88
10.4.2	Results - Run 1	90
10.5	Run 2	92
10.5.1	Start List - Run 2	92
11	Men's Super-G	94
11.1	Entry List by Event	95
11.2	Results	98
11.3	Penalty Calculation	100
11.4	Start List	101
12	Men's Alpine Combined	103
12.1	Entry List by Event	104
12.2	Results	107
12.3	Penalty Calculation	109
12.4	Super-G	110
12.4.1	Start List	110
12.4.2	Results - Run 1	112
12.5	Slalom	114
12.5.1	Start List	114
13	Parallel Mixed Team Event	116
13.1	Entry List by Event	117
13.2	Start List	118
13.3	Brackets	120
13.4	Finals	121
13.4.1	Phase Start List	121
13.4.2	Results	122
13.5	1/2 Final	123
13.5.1	Phase Start List	123
13.5.2	Results	124
13.6	1/4 Final	125
13.6.1	Phase Start List	125
13.6.2	Results	126
13.7	1/8 Final	127
13.7.1	Phase Start List	127

13.7.2	Results	129
14	Official Communications	131
14.1	Men's Giant Slalom Run 1 has been delayed 1	131
14.2	Men's Giant Slalom has been rescheduled 2	132
14.3	Women's Giant Slalom results have been updated 3	133



Competition Schedule

Horaire des compétitions / Wettkampfkalender
As of WED 15 JAN 2020

REVISED
15 JAN 9:00

Date	Start Time	Event
FRI 10 JAN	10:15	Women's Super-G/Women's Alpine Combined Run 1
	13:30	Men's Super-G/Men's Alpine Combined Run 1
SAT 11 JAN	10:30	Men's Alpine Combined Slalom Run 2
	12:30	Women's Alpine Combined Slalom Run 2
SUN 12 JAN	10:00	Women's Giant Slalom Run 1
	12:45	Women's Giant Slalom Run 2
MON 13 JAN	11:30	Men's Giant Slalom Run 1
	14:15	Men's Giant Slalom Run 2
TUE 14 JAN	9:30	Women's Slalom Run 1
	11:00	Men's Slalom Run 1
	13:45	Women's Slalom Run 2
	15:00	Men's Slalom Run 2
WED 15 JAN	11:00	Parallel Mixed Team Event

Note:

Please check online for more details and the latest updates

REVISED

Start Time for Parallel Mixed Team Event has been updated.



Entry List by NOC

Liste d'inscriptions par CNO / Einschreibungsliste per NOK

As of MON 13 JAN 2020

Number of Competitors: 81 Number of NOCs: 58

NOC	FIS Code	Name	Date of Birth	DH FIS points (rank)	SL FIS Points (rank)	GS FIS Points (rank)	SG FIS Points (rank)	AC FIS Points (rank)
AND - Andorra								
(1)	25218	MIJARES RUF Carla	28 OCT 2002	220.18 (737)	54.67 (495)	59.59 (725)	109.85 (736)	-
ARG - Argentina								
(2)	35287	PEREYRA IRAOLA Esperanza	24 JAN 2002	-	88.04(1253)	68.40 (925)	160.78(1178)	-
	35294	SAINT ANTONIN Sofia	18 JAN 2002	-	71.86 (872)	70.85 (994)	152.19(1114)	-
AUS - Australia								
(2)	45453	DAVIS Isabella	17 NOV 2002	-	141.47(2263)	117.29(1964)	-	-
	45460	MICHAEL Zoe	3 FEB 2002	-	55.60 (520)	78.96(1192)	130.16 (927)	-
AUT - Austria								
(3)	56598	FRITZENWALLNER Teresa	26 DEC 2002	108.24 (354)	66.30 (756)	55.46 (624)	82.93 (442)	176.85 (487)
	56583	NIEDERNDORFER Maria	29 APR 2002	101.72 (325)	53.33 (464)	56.47 (652)	73.26 (346)	165.11 (451)
	56574	SALZGEBER Amanda	26 FEB 2002	61.54 (149)	46.32 (349)	45.68 (386)	60.08 (235)	157.37 (421)
BIH - Bosnia and Herzegovina								
(1)	715183	ALIC Esma	8 OCT 2002	-	81.83(1102)	102.61(1695)	-	-
BUL - Bulgaria								
(1)	95165	ZLATKOVA Julia	12 FEB 2003	-	91.60(1341)	133.10(2194)	-	-
CAN - Canada								
(2)	108257	BROWN Sarah	5 JUN 2002	-	41.07 (269)	47.22 (421)	100.99 (640)	-
	108266	MARCHESSAULT Alice	30 JAN 2002	-	41.50 (271)	56.74 (657)	72.22 (335)	169.45 (469)
CHI - Chile								
(1)	115279	SCHWENCKE Matilde	28 NOV 2003	107.41 (348)	72.08 (877)	58.59 (700)	87.95 (506)	147.43 (373)
CHN - People's Republic of China								
(1)	125075	WANG Shengjie	15 SEP 2002	249.81 (776)	-	196.10(2859)	-	-
CYP - Cyprus								
(1)	165055	EPIPHANIOU Georgia	6 MAY 2002	-	207.36(2952)	272.73(3240)	-	-
CZE - Czech Republic								
(1)	155994	NOVAKOVA Barbora	6 JAN 2002	81.72 (232)	81.11(1083)	53.75 (579)	70.69 (318)	188.21 (524)
DEN - Denmark								
(1)	175065	MADSEN Kristiane Roer	25 JAN 2002	-	73.81 (918)	85.54(1344)	133.35 (971)	-
ECU - Ecuador								
(1)	961150	ESCOBAR Sarah	1 FEB 2002	-	213.63(2993)	173.32(2679)	-	-
ESP - Spain								
(1)	496486	SUAU Jana	15 SEP 2002	-	64.57 (711)	57.03 (664)	139.44(1019)	-



Entry List by NOC

Liste d'inscriptions par CNO / Einschreibungsliste per NOK

As of MON 13 JAN 2020

Number of Competitors: 81 Number of NOCs: 58

NOC	FIS Code	Name	Date of Birth	DH FIS points (rank)	SL FIS Points (rank)	GS FIS Points (rank)	SG FIS Points (rank)	AC FIS Points (rank)
FIN - Finland								
(2)	185490	KIVIMAKI Maisa	19 SEP 2002	125.74 (455)	72.11 (878)	75.55(1108)	98.12 (606)	178.87 (491)
	185493	POHJOLAINEN Rosa	20 JUL 2003	-	41.56 (274)	49.50 (480)	77.36 (385)	-
FRA - France								
(3)	198241	DAHON Alizee	8 MAR 2002	122.55 (444)	40.59 (260)	54.56 (598)	101.46 (648)	-
	198253	McFARLANE Caitlin	22 MAR 2002	-	34.49 (193)	48.26 (444)	110.00 (737)	-
	198215	POGNEAUX Chiara	11 SEP 2002	77.58 (216)	46.41 (350)	39.20 (266)	92.23 (547)	103.37 (223)
GBR - Great Britain								
(2)	225771	DANIELS Daisi	20 JUL 2002	-	68.46 (807)	62.83 (802)	92.48 (550)	-
	225801	FOSTER Sophie	28 MAR 2003	-	80.42(1066)	70.32 (975)	101.81 (655)	-
GEO - Georgia								
(1)	685027	KURTANIDZE Nino	31 MAY 2002	-	-	394.50(3446)	-	-
GER - Germany								
(3)	206901	HAAS Katharina	3 AUG 2002	157.93 (579)	51.13 (425)	56.82 (660)	92.09 (546)	132.01 (318)
	206933	KLEIN Lara	26 OCT 2003	-	47.68 (365)	66.26 (886)	91.90 (544)	125.41 (283)
	206935	ZITZMANN Sophia	20 FEB 2003	-	54.74 (497)	56.94 (663)	82.97 (444)	163.09 (447)
GRE - Greece								
(1)	235367	KALTSOGIANNI Maria Nikoleta	17 OCT 2003	-	117.59(1903)	155.14(2488)	-	-
HKG - Hong Kong, China								
(1)	959004	KING Audrey Alice	24 SEP 2002	-	271.73(3282)	283.23(3269)	-	-
HUN - Hungary								
(1)	245084	TOTH Zita	28 MAY 2002	-	47.50 (361)	57.74 (681)	132.29 (957)	224.74 (621)
IRI - Islamic Republic of Iran								
(1)	265080	HOSEYNI Artemis	1 MAR 2003	-	246.31(3171)	285.38(3279)	513.65(1662)	-
IRL - Ireland								
(1)	275047	AUSTIN Emma	31 AUG 2002	-	101.81(1594)	142.56(2320)	-	-
ISL - Iceland								
(1)	255458	HAUKSDOTTIR Adalbjorg Lilly	30 JUL 2002	-	110.40(1780)	93.28(1522)	130.42 (932)	-
ISR - Israel								
(1)	285021	SZOLLOS Noa	3 FEB 2003	131.94 (485)	62.92 (680)	68.36 (923)	87.71 (501)	179.69 (493)
ITA - Italy								
(3)	6295885	BELFROND Annette	11 JUL 2002	-	47.58 (363)	49.17 (474)	103.89 (681)	108.01 (238)
	6295861	CALABA Alice	23 JAN 2002	92.02 (276)	81.18(1089)	53.80 (582)	63.93 (266)	125.02 (282)
	6295752	MATHIOU Sophie	5 FEB 2002	-	38.62 (236)	41.00 (294)	86.53 (486)	100.56 (214)



Entry List by NOC

Liste d'inscriptions par CNO / Einschreibungsliste per NOK

As of MON 13 JAN 2020

Number of Competitors: 81 Number of NOCs: 58

NOC	FIS Code	Name	Date of Birth	DH FIS points (rank)	SL FIS Points (rank)	GS FIS Points (rank)	SG FIS Points (rank)	AC FIS Points (rank)
JPN - Japan								
(1)	308222	WAKATSUKI Yuka	25 JAN 2002	-	60.03 (620)	47.32 (425)	291.71(1586)	-
KAZ - Kazakhstan								
(1)	675049	TROITSKAYA Alexandra	18 DEC 2003	-	183.13(2753)	205.09(2910)	-	-
KOR - Republic of Korea								
(1)	325150	LEE Haeun	16 OCT 2003	-	109.51(1757)	99.80(1651)	-	-
KOS - Kosovo								
(1)	947027	SHALA Era	25 AUG 2003	-	540.80(3569)	267.93(3220)	-	-
LAT - Latvia								
(1)	555072	GERMANE Dzenifera	24 MAR 2003	-	40.85 (264)	67.92 (918)	-	-
LBN - Lebanon								
(1)	345176	ISSA Maria	3 AUG 2002	-	358.50(3479)	400.75(3467)	-	-
LIE - Liechtenstein								
(1)	355065	BUEHLER Christina	13 JAN 2003	-	91.87(1350)	72.28(1021)	108.10 (722)	270.26 (683)
LTU - Lithuania								
(1)	785015	BIELIUNAITE Smilte	26 JUL 2002	-	126.39(2051)	195.30(2854)	-	-
MEX - Mexico								
(1)	545014	PAYEN CORDERO Daniela	15 JAN 2003	-	265.80(3258)	256.65(3175)	-	-
MNE - Montenegro								
(1)	315239	POPOVIC Tamara	9 SEP 2002	-	282.03(3309)	389.39(3439)	-	-
NOR - Norway								
(3)	426437	LUNDER Cathinka	13 APR 2003	-	75.52 (962)	61.82 (778)	97.23 (602)	-
	426393	MAROEY Sara Madelene	22 MAR 2002	-	92.38(1362)	65.50 (874)	-	-
	426395	SUND Malin Sofie	13 NOV 2002	88.09 (254)	67.78 (786)	60.89 (759)	67.24 (292)	105.61 (230)
NZL - New Zealand								
(1)	415242	CRAWFORD Katie	6 DEC 2002	-	132.62(2127)	116.19(1944)	-	-
PAK - Pakistan								
(1)	825014	FREUDWEILER Mia Nuriah	15 APR 2003	-	124.40(2018)	106.71(1780)	-	-
PHI - Philippines								
(1)	615001	WAHLEITHNER Ana Noelle	8 DEC 2002	-	239.05(3137)	282.33(3267)	-	-
POL - Poland								
(1)	435449	HOPEK Gabriela	18 FEB 2002	-	118.52(1920)	104.00(1727)	246.46(1512)	-



Entry List by NOC

Liste d'inscriptions par CNO / Einschreibungsliste per NOK

As of MON 13 JAN 2020

Number of Competitors: 81 Number of NOCs: 58

NOC	FIS Code	Name	Date of Birth	DH FIS points (rank)	SL FIS Points (rank)	GS FIS Points (rank)	SG FIS Points (rank)	AC FIS Points (rank)
POR - Portugal								
(1)	595020	GUERILLOT Vanina	3 JUL 2002	-	56.37 (544)	68.28 (922)	146.04(1064)	251.23 (661)
ROU - Romania								
(1)	465127	RENTEA Diana Andreea	14 DEC 2002	-	135.28(2167)	142.84(2323)	223.02(1448)	-
RSA - South Africa								
(1)	575019	van der MERWE Hanle	14 JUL 2002	-	292.34(3340)	368.05(3424)	-	-
RUS - Russian Federation								
(1)	486228	TROFIMOVA Anastasia	28 MAR 2003	-	60.27 (625)	62.35 (789)	-	-
SLO - Slovenia								
(3)	565502	KNIFIC Lina	22 SEP 2002	110.89 (371)	80.54(1069)	66.30 (888)	75.48 (367)	126.57 (286)
	565496	MUROVEC Nika	11 FEB 2002	-	53.73 (477)	56.23 (646)	83.96 (452)	125.81 (284)
	565501	OPLOTNIK Anja	21 SEP 2002	-	47.43 (360)	68.19 (921)	89.64 (518)	130.64 (311)
SRB - Serbia								
(1)	315233	GRBOVIC Zoja	10 NOV 2002	-	100.21(1556)	74.03(1072)	129.08 (917)	-
SUI - Switzerland								
(3)	516705	DURRER Delia	14 NOV 2002	72.96 (197)	57.70 (578)	41.87 (304)	50.38 (172)	67.13 (119)
	516700	KLOPFENSTEIN Amelie	18 SEP 2002	-	55.77 (527)	41.34 (298)	95.76 (582)	119.45 (270)
	516691	VOLKEN Lena	7 NOV 2002	-	45.75 (343)	45.25 (375)	104.13 (686)	-
SVK - Slovakia								
(1)	705499	JANCOVA Rebeka	25 AUG 2003	-	70.49 (844)	63.79 (831)	103.90 (682)	-
SWE - Sweden								
(3)	507109	ARONSSON ELFMAN Hanna	29 DEC 2002	67.45 (168)	27.83 (119)	27.13 (129)	54.60 (197)	85.37 (169)
	507126	MARKLUND Wilma	11 AUG 2002	89.00 (257)	36.80 (215)	49.92 (494)	77.15 (383)	-
	507133	SAHLIN Emma	20 FEB 2002	73.39 (198)	29.33 (139)	47.74 (433)	81.61 (422)	-
THA - Thailand								
(1)	905005	CHINUPUN Nichakan	21 DEC 2003	-	357.28(3475)	360.21(3415)	-	-
TPE - Chinese Taipei								
(1)	135017	LEE Wen-Yi	2 NOV 2002	-	218.94(3032)	243.95(3129)	-	-
TTO - Trinidad and Tobago								
(1)	960550	VIEIRA Abigail	9 AUG 2002	-	148.61(2368)	154.46(2480)	219.24(1441)	-
TUR - Turkey								
(1)	525118	BASTAN Mina	23 JUL 2002	-	191.56(2825)	211.71(2953)	-	-
UKR - Ukraine								
(1)	695142	SHEPILENKO Kateryna	12 NOV 2002	194.86 (685)	167.54(2592)	122.05(2035)	155.37(1140)	301.62 (703)



Entry List by NOC

Liste d'inscriptions par CNO / Einschreibungsliste per NOK
As of MON 13 JAN 2020

Number of Competitors: 81 Number of NOCs: 58

NOC	FIS Code	Name	Date of Birth	DH FIS points (rank)	SL FIS Points (rank)	GS FIS Points (rank)	SG FIS Points (rank)	AC FIS Points (rank)
USA - United States of America								
(3)	6536821	MACUGA Lauren	4 JUL 2002	65.09 (158)	61.29 (640)	46.04 (393)	47.92 (155)	159.14 (423)
	6537059	RESNICK Emma	23 JUL 2003	-	38.53 (235)	36.04 (229)	-	-
	6536833	ROUNTREE-WILLIAMS Nicola	7 JUL 2002	91.91 (275)	24.73 (98)	21.85 (84)	77.02 (381)	-
UZB - Uzbekistan								
(1)	215027	KOVALEVA Valeriya	7 JUN 2003	-	311.11(3391)	280.04(3262)	-	-

Legend:								
-	No points	AC	Alpine Combined	DH	Downhill	GS	Giant Slalom	
SG	Super-G	SL	Slalom					



Entry List by NOC

Liste d'inscriptions par CNO / Einschreibungsliste per NOK

As of MON 13 JAN 2020

Number of Competitors: 79 Number of NOCs: 55

NOC	FIS Code	Name	Date of Birth	DH FIS points (rank)	SL FIS Points (rank)	GS FIS Points (rank)	SG FIS Points (rank)	AC FIS Points (rank)
ALB - Albania								
(1)	800027	LEONETTI Ezio	15 OCT 2002	-	278.33(4968)	132.41(3397)	159.46(2003)	-
AND - Andorra								
(1)	20478	ACOSTA Ty	21 AUG 2002	186.85(1257)	80.20(1662)	64.50(1233)	127.49(1535)	-
ARG - Argentina								
(2)	30479	ALARCON Bautista	4 JUL 2002	109.68 (675)	69.55(1320)	58.31(1000)	116.66(1318)	171.65 (880)
	30488	GRAVIER Tiziano	12 MAR 2002	88.38 (483)	57.96 (923)	49.98 (672)	92.69 (839)	207.89(1039)
AUS - Australia								
(2)	40712	HOFFMAN Thomas	13 AUG 2002	-	56.60 (870)	60.64(1073)	128.42(1550)	-
	40717	STEGGALL Joey	17 JUL 2003	-	132.67(3173)	118.34(3011)	211.85(2423)	-
AUT - Austria								
(3)	54734	HOFFMANN Philip	29 AUG 2002	-	43.32 (469)	44.53 (531)	84.08 (704)	96.27 (406)
	54735	LOTTER Valentin	27 OCT 2002	-	52.66 (752)	43.32 (504)	86.37 (743)	129.16 (657)
	54733	WIESER Vincent	12 NOV 2002	91.19 (510)	72.72(1429)	44.70 (535)	51.80 (284)	88.84 (350)
BEL - Belgium								
(1)	60319	MASQUELIER Louis	15 FEB 2003	-	81.61(1720)	68.89(1403)	-	-
BIH - Bosnia and Herzegovina								
(1)	710387	BICAKCIC Alen	10 NOV 2003	-	189.40(4195)	172.96(4158)	-	-
BLR - Belarus								
(1)	660036	DAVYDOUSKI Maksim	15 FEB 2002	-	143.12(3423)	-	-	-
BUL - Bulgaria								
(1)	92799	STOILOV Konstantin	17 FEB 2002	-	68.10(1268)	69.56(1428)	90.29 (804)	-
CAN - Canada								
(2)	6100238	LATULIPPE Louis	29 MAY 2002	-	47.15 (585)	66.38(1322)	137.89(1703)	-
	6100274	WOOD Mackenzie	30 JUN 2002	-	45.03 (523)	56.10 (927)	117.14(1329)	-
CHI - Chile								
(1)	110473	PIROZZI Nicolas	12 FEB 2002	104.28 (633)	71.01(1369)	50.96 (708)	113.40(1274)	175.55 (897)
CHN - People's Republic of China								
(1)	120153	YI Xiaoyang	12 NOV 2003	-	139.25(3321)	123.88(3155)	-	-
CRO - Croatia								
(1)	380401	LJUTIC Tvrtko	8 SEP 2002	124.44 (804)	56.76 (875)	76.68(1685)	179.21(2177)	187.94 (950)
CZE - Czech Republic								
(1)	151350	KUBES David	26 MAR 2002	80.46 (412)	76.03(1531)	54.58 (885)	65.06 (415)	119.50 (576)



Entry List by NOC

Liste d'inscriptions par CNO / Einschreibungsliste per NOK

As of MON 13 JAN 2020

Number of Competitors: 79 Number of NOCs: 55

NOC	FIS Code	Name	Date of Birth	DH FIS points (rank)	SL FIS Points (rank)	GS FIS Points (rank)	SG FIS Points (rank)	AC FIS Points (rank)
ESP - Spain								
(1)	492380	SANCHEZ Juan	2 JAN 2002	-	108.51(2552)	84.99(1981)	121.92(1430)	-
EST - Estonia								
(1)	390050	DANILAS Hans Markus	6 OCT 2003	-	136.12(3245)	-	-	-
FIN - Finland								
(2)	180919	HALLBERG Eduard	6 AUG 2003	-	73.75(1460)	85.11(1987)	-	-
	180904	TAPANAINEN Jaakko	19 JAN 2002	-	44.08 (486)	66.63(1337)	69.51 (476)	78.97 (283)
FRA - France								
(3)	6191203	AULNETTE Auguste	29 OCT 2002	-	43.71 (477)	53.89 (849)	118.11(1347)	150.97 (784)
	6191194	BESSIERE Victor	21 FEB 2002	90.54 (506)	53.67 (789)	46.18 (578)	67.99 (454)	135.69 (698)
	6191238	SAMBUIS Baptiste	30 JAN 2002	121.92 (779)	52.56 (748)	60.50(1067)	97.40 (948)	141.21 (732)
GBR - Great Britain								
(2)	221512	CUNNINGHAM Jack	23 MAR 2002	104.26 (632)	77.89(1585)	70.70(1462)	97.52 (953)	133.93 (685)
	221509	HOLMES Robert	24 AUG 2002	149.22(1002)	69.95(1332)	71.86(1514)	104.27(1091)	176.33 (901)
GEO - Georgia								
(1)	680076	KOZANASHVILI Nodar	22 JAN 2002	-	208.15(4437)	-	-	-
GER - Germany								
(2)	203108	GEISSLER-HAUBER Max	18 AUG 2002	82.55 (435)	57.57 (905)	74.78(1617)	83.52 (695)	100.04 (436)
	203095	SENNHOFER Marinus	21 MAR 2002	-	66.77(1214)	63.11(1177)	75.42 (569)	103.80 (470)
GRE - Greece								
(2)	230799	ALMPANIDIS Georgios	24 MAR 2002	-	187.17(4161)	211.34(4590)	-	-
	230789	MARMARELLIS Christos	14 JUN 2002	-	101.71(2341)	128.09(3273)	258.09(2644)	667.08(1236)
HAI - Haiti								
(1)	6191228	FLORINDO Mackenson	7 APR 2002	-	249.29(4806)	230.04(4724)	-	-
HKG - Hong Kong, China								
(1)	958805	ALMIRALL PEREZ Miguel Chi Hung	11 OCT 2003	-	243.33(4751)	228.67(4713)	-	-
HUN - Hungary								
(2)	240162	HOQUE Isbat	25 JAN 2002	143.07 (951)	104.82(2435)	140.20(3576)	111.92(1239)	171.94 (883)
	240166	TRUNK Tamas	30 JUL 2003	-	104.38(2422)	98.63(2468)	-	-
IRI - Islamic Republic of Iran								
(1)	260456	SABA Roham	8 JAN 2003	-	193.27(4244)	176.34(4216)	243.08(2598)	-
IRL - Ireland								
(1)	270084	RYAN Matthew	2 MAR 2002	-	61.48(1049)	66.02(1297)	116.76(1320)	-
ISL - Iceland								
(1)	250459	GUDMUNDSSON Gauti	15 JUL 2002	-	115.16(2732)	119.60(3040)	-	-



Entry List by NOC

Liste d'inscriptions par CNO / Einschreibungsliste per NOK

As of MON 13 JAN 2020

Number of Competitors: 79 Number of NOCs: 55

NOC	FIS Code	Name	Date of Birth	DH FIS points (rank)	SL FIS Points (rank)	GS FIS Points (rank)	SG FIS Points (rank)	AC FIS Points (rank)
ITA - Italy								
(3)	6294207	ABBRUZZESE Marco	10 AUG 2002	60.76 (271)	48.88 (637)	50.56 (693)	50.65 (277)	96.19 (402)
	6294276	ILLARIUZZI Gian Maria	11 MAR 2002	100.91 (603)	81.90(1727)	50.43 (690)	79.68 (633)	-
	6294499	SARACCO Edoardo	23 FEB 2003	-	58.06 (928)	57.87 (987)	106.65(1140)	-
JPN - Japan								
(1)	6301337	KIMISHIMA Ohra	28 JUN 2002	-	50.91 (694)	72.47(1535)	-	-
KAZ - Kazakhstan								
(1)	670102	SHLEMOV Vladislav	3 DEC 2002	193.28(1291)	174.71(3996)	143.33(3651)	278.92(2694)	-
KOR - Republic of Korea								
(1)	320496	KIM Siwon	19 JUL 2002	-	95.14(2131)	90.12(2166)	-	-
KOS - Kosovo								
(1)	942046	KOKAJ Drin	28 AUG 2003	-	235.02(4691)	190.40(4380)	-	-
LAT - Latvia								
(1)	550119	GULBIS Kristofers	29 APR 2003	-	121.63(2903)	111.73(2836)	-	-
LBN - Lebanon								
(1)	340588	ISKANDAR Ray	1 JUN 2002	-	245.25(4767)	206.08(4540)	-	-
LTU - Lithuania								
(1)	780035	LAPIENIS Vakariss Jokubas	23 NOV 2003	-	141.90(3388)	220.11(4656)	-	-
LUX - Luxembourg								
(1)	360054	KEGHIAN Joachim	26 DEC 2003	-	144.60(3461)	157.05(3900)	-	-
MKD - North Macedonia								
(1)	750112	LAZARESKI Mirko	31 JUL 2003	-	177.26(4033)	178.02(4236)	-	-
NOR - Norway								
(3)	422810	MYKLEBUST Sindre	19 MAY 2002	129.76 (843)	67.17(1231)	43.44 (507)	84.93 (715)	-
	422824	REMSOEY Mikkel	4 AUG 2002	-	44.96 (514)	41.93 (464)	76.62 (585)	-
	422851	SELLAEG Simen	19 FEB 2003	-	65.57(1179)	70.13(1445)	71.59 (508)	-
NZL - New Zealand								
(1)	410456	MESSENGER Harrison	12 DEC 2003	-	118.30(2827)	90.75(2185)	100.98(1023)	163.64 (848)
POL - Poland								
(1)	430854	SANETRA Bartlomiej	1 JUN 2002	-	81.24(1708)	87.24(2054)	144.31(1801)	192.46 (983)
POR - Portugal								
(1)	590044	RAMOS Manuel	5 SEP 2002	-	268.03(4916)	240.24(4800)	-	-
ROU - Romania								
(1)	460151	STANESCU Andrei Tudor	13 JUL 2003	-	138.79(3308)	132.37(3394)	196.26(2323)	-



Entry List by NOC

Liste d'inscriptions par CNO / Einschreibungsliste per NOK

As of MON 13 JAN 2020

Number of Competitors: 79 Number of NOCs: 55

NOC	FIS Code	Name	Date of Birth	DH FIS points (rank)	SL FIS Points (rank)	GS FIS Points (rank)	SG FIS Points (rank)	AC FIS Points (rank)
RSA - South Africa								
(1)	570040	RATELEKI Thabo	4 JAN 2003	-	239.21(4718)	-	-	-
RUS - Russian Federation								
(1)	482138	ZVERIAN Roman	6 SEP 2002	149.90(1009)	51.86 (732)	76.67(1682)	98.52 (970)	144.46 (753)
SLO - Slovenia								
(3)	561435	AZNOH Rok	9 SEP 2002	54.18 (233)	70.46(1354)	54.24 (869)	59.13 (363)	81.20 (304)
	561432	KRIZAJ Martin	5 OCT 2002	-	59.55 (985)	59.91(1046)	92.90 (845)	100.32 (440)
	561430	STOJANOVIC Rok	24 OCT 2002	132.55 (866)	79.82(1651)	75.35(1640)	97.20 (941)	130.67 (665)
SMR - San Marino								
(1)	450038	TAMAGNINI Alberto	31 AUG 2002	-	226.22(4624)	216.38(4624)	-	-
SRB - Serbia								
(1)	310456	PANTELIC Ugljesa	27 NOV 2002	-	126.02(3008)	116.44(2960)	195.36(2318)	-
SUI - Switzerland								
(3)	512497	GINI Silvano	8 APR 2002	114.20 (718)	58.99 (966)	52.62 (783)	72.33 (517)	100.82 (444)
	512513	RODUIT Luc	1 MAR 2002	148.30 (991)	54.06 (802)	62.00(1130)	80.59 (651)	70.19 (232)
	512495	ZURBRUEGG Sandro	21 SEP 2002	148.79 (994)	73.63(1455)	58.57(1009)	78.02 (603)	127.39 (641)
SVK - Slovakia								
(1)	700985	ZAMPA Teo	12 OCT 2002	-	229.06(4643)	83.35(1919)	95.45 (906)	-
SWE - Sweden								
(3)	502590	ERMESKOG Lukas	10 JUL 2003	-	57.72 (913)	55.62 (911)	-	-
	502498	GILLBERG Oskar	15 OCT 2002	169.38(1157)	45.28 (529)	56.83 (947)	185.82(2254)	-
	502502	HOFSTEDT Adam	15 FEB 2002	95.57 (550)	42.31 (440)	45.61 (562)	69.34 (473)	-
THA - Thailand								
(1)	900006	HIRANRAT Natthawut	6 AUG 2003	-	381.82(5258)	355.33(5205)	-	-
TUR - Turkey								
(1)	520217	BERKIN Derin	31 AUG 2002	-	80.57(1678)	102.45(2565)	179.21(2177)	235.64(1123)
UKR - Ukraine								
(1)	690782	FILIAK Taras	22 MAR 2002	111.38 (694)	88.85(1955)	118.98(3027)	107.55(1155)	217.19(1055)
USA - United States of America								
(3)	6533011	GILLIS Daniel	28 JUL 2002	-	69.86(1330)	48.00 (625)	62.71 (392)	129.14 (655)
	6533070	PARYS Maxx	27 JAN 2002	-	57.54 (903)	90.40(2176)	-	-
	6533062	PENNINGTON Trent	8 MAY 2002	128.92 (837)	101.65(2340)	63.52(1193)	83.23 (692)	-

Legend:	No points	AC	Alpine Combined	DH	Downhill	GS	Giant Slalom
-	Super-G	SL	Slalom				



Medallists by Event

Médaillé(e)s par épreuve / Medallienträger per Event

As of WED 15 JAN 2020 12:33


After 9 of 9 Events

Event	Date	Medal	Name	NOC Code
Women's Slalom	TUE 14 JAN	GOLD	SAHLIN Emma	SWE
		SILVER	VOLKEN Lena	SUI
		BRONZE	KLEIN Lara	GER
Women's Giant Slalom	SUN 12 JAN	GOLD	KLOPFENSTEIN Amelie	SUI
		SILVER	POHJOLAINEN Rosa	FIN
		BRONZE	SALZGEBER Amanda	AUT
Women's Super-G	FRI 10 JAN	GOLD	KLOPFENSTEIN Amelie	SUI
		SILVER	McFARLANE Caitlin	FRA
		BRONZE	SZOLLOS Noa	ISR
Women's Alpine Combined	SAT 11 JAN	GOLD	SALZGEBER Amanda	AUT
		SILVER	SZOLLOS Noa	ISR
		BRONZE	KLOPFENSTEIN Amelie	SUI
Men's Slalom	TUE 14 JAN	GOLD	HOFSTEDT Adam	SWE
		SILVER	RODUIT Luc	SUI
		BRONZE	SARACCO Edoardo	ITA
Men's Giant Slalom	MON 13 JAN	GOLD	HOFFMANN Philip	AUT
		SILVER	ZURBRUEGG Sandro	SUI
		BRONZE	RODUIT Luc	SUI
Men's Super-G	FRI 10 JAN	GOLD	HOFSTEDT Adam	SWE
		SILVER	AZNOH Rok	SLO
		BRONZE	RODUIT Luc	SUI
Men's Alpine Combined	SAT 11 JAN	GOLD	AULNETTE Auguste	FRA
		GOLD	REMSOEY Mikkel	NOR
		BRONZE	HOFSTEDT Adam	SWE
Parallel Mixed Team Event	WED 15 JAN	GOLD	POHJOLAINEN Rosa TAPANAINEN Jaakko	FIN
		SILVER	KLEIN Lara GEISSLER-HAUBER Max	GER
		BRONZE	SALZGEBER Amanda HOFFMANN Philip	AUT

LAUSANNE
2020



YOUTH
OLYMPIC
GAMES



Results Book



ALPINE SKIING

Women's Slalom



Entry List by Event

Liste d'inscriptions par épreuve / Einschreibungsliste per Event

As of MON 13 JAN 2020

Number of Competitors: 78 Number of NOCs: 57

NOC	FIS Code	Name	Date of Birth	FIS Points (Rank)
AND - Andorra (1)	25218	MIJARES RUF Carla	28 OCT 2002	54.67 (495)
ARG - Argentina (2)	35287	PEREYRA IRAOLA Esperanza	24 JAN 2002	88.04 (1253)
	35294	SAINT ANTONIN Sofia	18 JAN 2002	71.86 (872)
AUS - Australia (2)	45453	DAVIS Isabella	17 NOV 2002	141.47 (2263)
	45460	MICHAEL Zoe	3 FEB 2002	55.60 (520)
AUT - Austria (3)	56598	FRITZENWALLNER Teresa	26 DEC 2002	66.30 (756)
	56583	NIEDERNDORFER Maria	29 APR 2002	53.33 (464)
	56574	SALZGEBER Amanda	26 FEB 2002	46.32 (349)
BIH - Bosnia and Herzegovina (1)	715183	ALIC Esmā	8 OCT 2002	81.83 (1102)
BUL - Bulgaria (1)	95165	ZLATKOVA Julia	12 FEB 2003	91.60 (1341)
CAN - Canada (2)	108257	BROWN Sarah	5 JUN 2002	41.07 (269)
	108266	MARCHESSAULT Alice	30 JAN 2002	41.50 (271)
CHI - Chile (1)	115279	SCHWENCKE Matilde	28 NOV 2003	72.08 (877)
CYP - Cyprus (1)	165055	EIPHANIOU Georgia	6 MAY 2002	207.36 (2952)
CZE - Czech Republic (1)	155994	NOVAKOVA Barbora	6 JAN 2002	81.11 (1083)
DEN - Denmark (1)	175065	MADSEN Kristiane Roer	25 JAN 2002	73.81 (918)
ECU - Ecuador (1)	961150	ESCOBAR Sarah	1 FEB 2002	213.63 (2993)
ESP - Spain (1)	496486	SUAU Jana	15 SEP 2002	64.57 (711)
FIN - Finland (2)	185490	KIVIMAKI Maisa	19 SEP 2002	72.11 (878)
	185493	POHJOLAINEN Rosa	20 JUL 2003	41.56 (274)
FRA - France (3)	198241	DAHON Alizee	8 MAR 2002	40.59 (260)
	198253	McFARLANE Caitlin	22 MAR 2002	34.49 (193)
	198215	POGNEAUX Chiara	11 SEP 2002	46.41 (350)
GBR - Great Britain (2)	225771	DANIELS Daisy	20 JUL 2002	68.46 (807)
	225801	FOSTER Sophie	28 MAR 2003	80.42 (1066)
GEO - Georgia (1)	685027	KURTANIDZE Nino	31 MAY 2002	-
GER - Germany (2)	206933	KLEIN Lara	26 OCT 2003	47.68 (365)
	206935	ZITZMANN Sophia	20 FEB 2003	54.74 (497)



Entry List by Event

Liste d'inscriptions par épreuve / Einschreibungsliste per Event

As of MON 13 JAN 2020

Number of Competitors: 78 Number of NOCs: 57

NOC	FIS Code	Name	Date of Birth	FIS Points (Rank)
GRE - Greece (1)	235367	KALTSOGIANNI Maria Nikoleta	17 OCT 2003	117.59 (1903)
HKG - Hong Kong, China (1)	959004	KING Audrey Alice	24 SEP 2002	271.73 (3282)
HUN - Hungary (1)	245084	TOTH Zita	28 MAY 2002	47.50 (361)
IRI - Islamic Republic of Iran (1)	265080	HOSEYNI Artemis	1 MAR 2003	246.31 (3171)
IRL - Ireland (1)	275047	AUSTIN Emma	31 AUG 2002	101.81 (1594)
ISL - Iceland (1)	255458	HAUKSDOTTIR Adalbjorg Lilly	30 JUL 2002	110.40 (1780)
ISR - Israel (1)	285021	SZOLLOS Noa	3 FEB 2003	62.92 (680)
ITA - Italy (3)	6295885	BELFROND Annette	11 JUL 2002	47.58 (363)
	6295861	CALABA Alice	23 JAN 2002	81.18 (1089)
	6295752	MATHIOU Sophie	5 FEB 2002	38.62 (236)
JPN - Japan (1)	308222	WAKATSUKI Yuka	25 JAN 2002	60.03 (620)
KAZ - Kazakhstan (1)	675049	TROITSKAYA Alexandra	18 DEC 2003	183.13 (2753)
KOR - Republic of Korea (1)	325150	LEE Haeun	16 OCT 2003	109.51 (1757)
KOS - Kosovo (1)	947027	SHALA Era	25 AUG 2003	540.80 (3569)
LAT - Latvia (1)	555072	GERMANE Dzenifera	24 MAR 2003	40.85 (264)
LBN - Lebanon (1)	345176	ISSA Maria	3 AUG 2002	358.50 (3479)
LIE - Liechtenstein (1)	355065	BUEHLER Christina	13 JAN 2003	91.87 (1350)
LTU - Lithuania (1)	785015	BIELIUNAITE Smitle	26 JUL 2002	126.39 (2051)
MEX - Mexico (1)	545014	PAYEN CORDERO Daniela	15 JAN 2003	265.80 (3258)
MNE - Montenegro (1)	315239	POPOVIC Tamara	9 SEP 2002	282.03 (3309)



Entry List by Event

Liste d'inscriptions par épreuve / Einschreibungsliste per Event

As of MON 13 JAN 2020

Number of Competitors: 78 Number of NOCs: 57

NOC	FIS Code	Name	Date of Birth	FIS Points (Rank)
NOR - Norway (3)	426437	LUNDER Cathinka	13 APR 2003	75.52 (962)
	426393	MAROEY Sara Madelene	22 MAR 2002	92.38 (1362)
	426395	SUND Malin Sofie	13 NOV 2002	67.78 (786)
NZL - New Zealand (1)	415242	CRAWFORD Katie	6 DEC 2002	132.62 (2127)
PAK - Pakistan (1)	825014	FREUDWEILER Mia Nuriah	15 APR 2003	124.40 (2018)
PHI - Philippines (1)	615001	WAHLEITHNER Ana Noelle	8 DEC 2002	239.05 (3137)
POL - Poland (1)	435449	HOPEK Gabriela	18 FEB 2002	118.52 (1920)
POR - Portugal (1)	595020	GUERILLOT Vanina	3 JUL 2002	56.37 (544)
ROU - Romania (1)	465127	RENTEA Diana Andreea	14 DEC 2002	135.28 (2167)
RSA - South Africa (1)	575019	van der MERWE Hanle	14 JUL 2002	292.34 (3340)
RUS - Russian Federation (1)	486228	TROFIMOVA Anastasia	28 MAR 2003	60.27 (625)
SLO - Slovenia (3)	565502	KNIFIC Lina	22 SEP 2002	80.54 (1069)
	565496	MUROVEC Nika	11 FEB 2002	53.73 (477)
	565501	OPLOJNIK Anja	21 SEP 2002	47.43 (360)
SRB - Serbia (1)	315233	GRBOVIC Zoja	10 NOV 2002	100.21 (1556)
SUI - Switzerland (3)	516705	DURRER Delia	14 NOV 2002	57.70 (578)
	516700	KLOPFENSTEIN Amelie	18 SEP 2002	55.77 (527)
	516691	VOLKEN Lena	7 NOV 2002	45.75 (343)
SVK - Slovakia (1)	705499	JANCOVA Rebeka	25 AUG 2003	70.49 (844)
SWE - Sweden (3)	507109	ARONSSON ELFMAN Hanna	29 DEC 2002	27.83 (119)
	507126	MARKLUND Wilma	11 AUG 2002	36.80 (215)
	507133	SAHLIN Emma	20 FEB 2002	29.33 (139)
THA - Thailand (1)	905005	CHINUPUN Nichakan	21 DEC 2003	357.28 (3475)
TPE - Chinese Taipei (1)	135017	LEE Wen-Yi	2 NOV 2002	218.94 (3032)
TTO - Trinidad and Tobago (1)	960550	VIEIRA Abigail	9 AUG 2002	148.61 (2368)



Entry List by Event

Liste d'inscriptions par épreuve / Einschreibungsliste per Event

As of MON 13 JAN 2020

Number of Competitors: 78 Number of NOCs: 57

NOC	FIS Code	Name	Date of Birth	FIS Points (Rank)
TUR - Turkey (1)	525118	BASTAN Mina	23 JUL 2002	191.56 (2825)
UKR - Ukraine (1)	695142	SHEPILENKO Kateryna	12 NOV 2002	167.54 (2592)
USA - United States of America (2)	6537059	RESNICK Emma	23 JUL 2003	38.53 (235)
	6536833	ROUNTREE-WILLIAMS Nicola	7 JUL 2002	24.73 (98)
UZB - Uzbekistan (1)	215027	KOVALEVA Valeriya	7 JUN 2003	311.11 (3391)

Legend:

- No points



Results

Résultats / Ergebnisse

Jury			Technical Data		
FIS Technical Delegate	LOPEZ PRATS Santi	AND	Course Name	Willy Favre	
Referee	PUJOL PLANELLA Jordi	FIS	Start Altitude	1488m	
Assistant Referee	ROSSEL Wim	FIS	Finish Altitude	1341m	
Chief of Race	CUCHE Theophile	SUI	Vertical Drop	147m	
Start Referee	KATO Kiyotaka	JPN	Homologation Number	12912/11/18	
Finish Referee	GAJEWSKI Wojciech	POL			
Race Information Run 1			Race Information Run 2		
Course setter	SCHMOTZ Michaela	GER	Course setter	ANDERSSON David	SWE
Gates/Turning Gates	50/49		Gates/Turning Gates	51/49	
Start Time	9:30		Start Time	13:45	

Number of Competitors: 78 Number of NOCs: 57

Penalty applied: 34.06

Rank	Bib	FIS Code	Name	Year of Birth	NOC Code	Run 1		Run 2		Total	Diff.	Race Points
						Time	Rank	Time	Rank			
1	3	507133	SAHLIN Emma	2002	SWE	45.25	(2)	44.57	(4)	1:29.82		0.00
2	15	516691	VOLKEN Lena	2002	SUI	45.22	(1)	44.78	(6)	1:30.00	0.18	1.46
3	19	206933	KLEIN Lara	2003	GER	45.63	(5)	44.62	(5)	1:30.25	0.43	3.49
4	6	507126	MARKLUND Wilma	2002	SWE	46.16	(7)	44.33	(1)	1:30.49	0.67	5.45
5	7	507109	ARONSSON ELFMAN Hanna	2002	SWE	45.49	(3)	45.31	(10)	1:30.80	0.98	7.96
6	22	25218	MIJARES RUF Carla	2002	AND	45.91	(6)	44.90	(7)	1:30.81	0.99	8.05
7	8	185493	POHJOLAINEN Rosa	2003	FIN	46.45	(11)	44.47	(2)	1:30.92	1.10	8.94
8	32	56598	FRITZENWALLNER Teresa	2002	AUT	46.86	(13)	44.49	(3)	1:31.35	1.53	12.43
9	29	486228	TROFIMOVA Anastasia	2003	RUS	46.21	(8)	45.94	(14)	1:32.15	2.33	18.94
10	20	56583	NIEDERNDORFER Maria	2002	AUT	47.18	(16)	44.98	(8)	1:32.16	2.34	19.02
11	14	198215	POGNEAUX Chiara	2002	FRA	46.53	(12)	45.64	(12)	1:32.17	2.35	19.10
12	33	426395	SUND Malin Sofie	2002	NOR	46.43	(10)	46.67	(16)	1:33.10	3.28	26.66
13	2	6536833	ROUNTREE-WILLIAMS Nicola	2002	USA	47.29	(18)	45.84	(13)	1:33.13	3.31	26.90
14	11	198241	DAHON Alizee	2002	FRA	48.40	(22)	45.24	(9)	1:33.64	3.82	31.05
15	35	705499	JANCOVA Rebeka	2003	SVK	48.41	(23)	45.60	(11)	1:34.01	4.19	34.05
16	44	6295861	CALABA Alice	2002	ITA	48.21	(20)	46.61	(15)	1:34.82	5.00	40.64
17	21	565496	MUROVEC Nika	2002	SLO	47.28	(17)	47.56	(20)	1:34.84	5.02	40.80
18	40	426437	LUNDER Cathinka	2003	NOR	48.08	(19)	46.99	(18)	1:35.07	5.25	42.67
19	27	516705	DURRER Delia	2002	SUI	48.34	(21)	47.02	(19)	1:35.36	5.54	45.03
20	41	225801	FOSTER Sophie	2003	GBR	49.29	(28)	47.76	(21)	1:37.05	7.23	58.76
21	47	95165	ZLATKOVA Julia	2003	BUL	49.03	(26)	48.54	(23)	1:37.57	7.75	62.99
22	39	175065	MADSEN Kristiane Roer	2002	DEN	51.37	(34)	46.76	(17)	1:38.13	8.31	67.54
23	48	355065	BUEHLER Christina	2003	LIE	50.77	(32)	47.96	(22)	1:38.73	8.91	72.41
24	28	308222	WAKATSUKI Yuka	2002	JPN	49.79	(29)	48.98	(25)	1:38.77	8.95	72.74
25	38	185490	KIVIMAKI Maisa	2002	FIN	50.80	(33)	48.67	(24)	1:39.47	9.65	78.43
26	46	35287	PEREYRA IRAOLA Esperanza	2002	ARG	50.70	(31)	49.03	(26)	1:39.73	9.91	80.54
27	24	45460	MICHAEL Zoe	2002	AUS	49.95	(30)	51.99	(30)	1:41.94	12.12	98.50
28	51	275047	AUSTIN Emma	2002	IRL	51.66	(35)	50.36	(27)	1:42.02	12.20	99.15
29	61	960550	VIEIRA Abigail	2002	TTO	53.73	(36)	51.88	(29)	1:45.61	15.79	128.33
30	54	235367	KALTSOGIANNI Maria Nikoleta	2003	GRE	54.97	(37)	54.55	(31)	1:49.52	19.70	160.11
31	58	415242	CRAWFORD Katie	2002	NZL	1:00.56	(38)	51.50	(28)	1:52.06	22.24	180.75
32	71	959004	KING Audrey Alice	2002	HKG	1:02.12	(39)	1:00.58	(32)	2:02.70	32.88	267.23
33	68	615001	WAHLEITHNER Ana Noelle	2002	PHI	1:02.20	(40)	1:01.67	(33)	2:03.87	34.05	276.74
34	72	315239	POPOVIC Tamara	2002	MNE	1:06.97	(42)	1:05.30	(34)	2:12.27	42.45	345.01
35	75	905005	CHINUPUN Nichakan	2003	THA	1:08.30	(44)	1:08.52	(35)	2:16.82	47.00	381.99
36	67	135017	LEE Wen-Yi	2002	TPE	1:11.97	(45)	1:13.87	(36)	2:25.84	56.02	455.30
37	73	575019	van der MERWE Hanle	2002	RSA	1:17.60	(47)	1:17.48	(37)	2:35.08	1:05.26	530.39

DID NOT FINISH RUN 2: 10 competitors

1	6295752	MATHIOU Sophie	2002	ITA
4	6537059	RESNICK Emma	2003	USA
12	555072	GERMANE Dzenifera	2003	LAT
13	56574	SALZGEBER Amanda	2002	AUT
18	6295885	BELFROND Annette	2002	ITA
25	516700	KLOPFENSTEIN Amelie	2002	SUI
26	595020	GUERILLOT Vanina	2002	POR
64	525118	BASTAN Mina	2002	TUR
74	215027	KOVALEVA Valeriya	2003	UZB
76	345176	ISSA Maria	2002	LBN



Results

Résultats / Ergebnisse

Number of Competitors: 78 Number of NOCs: 57

Penalty applied: 34.06

Rank	Bib	FIS Code	Name	Year of Birth	NOC Code	Run 1	Run 2	Total	Diff.	Race Points
						Time Rank	Time Rank			

DID NOT FINISH RUN 1: 28 competitors

5	198253	McFARLANE Caitlin	2002	FRA
9	108257	BROWN Sarah	2002	CAN
16	565501	OPLOTNIK Anja	2002	SLO
17	245084	TOTH Zita	2002	HUN
23	206935	ZITZMANN Sophia	2003	GER
30	285021	SZOLLOS Noa	2003	ISR
31	496486	SUAU Jana	2002	ESP
34	225771	DANIELS Daisi	2002	GBR
36	35294	SAINT ANTONIN Sofia	2002	ARG
37	115279	SCHWENCKE Matilde	2003	CHI
42	565502	KNIFIC Lina	2002	SLO
45	715183	ALIC Esmá	2002	BIH
49	426393	MAROEY Sara Madelene	2002	NOR
50	315233	GRBOVIC Zoja	2002	SRB
52	325150	LEE Haeun	2003	KOR
53	255458	HAUKSDOTTIR Adalbjorg Lilly	2002	ISL
55	435449	HOPEK Gabriela	2002	POL
56	825014	FREUDWEILER Mia Nuriah	2003	PAK
57	785015	BIELIUNAITE Smilte	2002	LTU
59	465127	RENTEA Diana Andreea	2002	ROU
60	45453	DAVIS Isabella	2002	AUS
62	695142	SHEPILENKO Kateryna	2002	UKR
63	675049	TROITSKAYA Alexandra	2003	KAZ
65	165055	EPIPHANIOU Georgia	2002	CYP
66	961150	ESCOBAR Sarah	2002	ECU
69	265080	HOSEYNI Artemis	2003	IRI
70	545014	PAYEN CORDERO Daniela	2003	MEX
78	685027	KURTANIDZE Nino	2002	GEO

DISQUALIFIED RUN 1: 1 competitor

10	108266	MARCHESSAULT Alice	2002	CAN	Gate 50	Rule 629.3
----	--------	--------------------	------	-----	---------	------------

DID NOT START RUN 1: 2 competitors

43	155994	NOVAKOVA Barbora	2002	CZE
77	947027	SHALA Era	2003	KOS

Reason for disqualification:

629.3 Did not pass through a gate correctly (art. 661.4).

Forerunners:						
Run 1	A-COCHARD Alex	SUI	B-OPPLIGER Julien	SUI	C-STOECKLIN Luca	SUI
	D-FRACHEBOUD Thibault	SUI				
Run 2	A-COCHARD Alex	SUI	B-OPPLIGER Julien	SUI	C-STOECKLIN Luca	SUI
	D-FRACHEBOUD Thibault	SUI				

Conditions on course:

Run 1	SKY CLEAR	Snow:	HARD	Temperature - Start:	-3°C / 27°F	Temperature - Finish:	0°C / 32°F
Run 2	SUNNY	Snow:	HARD	Temperature - Start:	0°C / 32°F	Temperature - Finish:	4°C / 39°F



Penalty Calculation

Calcul de la pénalité / Strafberechnung

Best 10 at Finish

F-factor: 730

Rank	Bib	FIS Code	Name	NOC Code	FIS Points	Best 5	Race Points
1	3	507133	SAHLIN Emma	SWE	29.33	29.33	0.00
2	15	516691	VOLKEN Lena	SUI	45.75	45.75	1.46
3	19	206933	KLEIN Lara	GER	47.68		
4	6	507126	MARKLUND Wilma	SWE	36.80	36.80	5.45
5	7	507109	ARONSSON ELFMAN Hanna	SWE	27.83	27.83	7.96
6	22	25218	MIJARES RUF Carla	AND	54.67		
7	8	185493	POHJOLAINEN Rosa	FIN	41.56	41.56	8.94
8	32	56598	FRITZENWALLNER Teresa	AUT	66.30		
9	29	486228	TROFIMOVA Anastasia	RUS	60.27		
10	20	56583	NIEDERNDORFER Maria	AUT	53.33		

Best 5 FIS Points at Start

Rank	Bib	FIS Code	Name	NOC Code	FIS Points
13	2	6536833	ROUNTREE-WILLIAMS Nicola	USA	24.73
5	7	507109	ARONSSON ELFMAN Hanna	SWE	27.83
1	3	507133	SAHLIN Emma	SWE	29.33
DNF	5	198253	McFARLANE Caitlin	FRA	34.49
4	6	507126	MARKLUND Wilma	SWE	36.80

TOTALS:

FIS Points of Best 5 at Start (B)	153.18	
FIS Points of Best at Finish in Top 10 (A)		181.27
Race Points of Corresponding Competitors (C)		23.81
Calculated Penalty (A+B-C):10 =>	31.06	
Rounded	31.06	
Category Adder	3.00	
Correction Value (Z)	0.00	
Calculated Penalty	34.06	
Penalty Applied	34.06	

Legend:

DNF Did not finish



Start List

Liste de départ / Startliste

Jury			Technical Data		
FIS Technical Delegate	LOPEZ PRATS Santi	AND	Course Name	Willy Favre	
Referee	PUJOL PLANELLA Jordi	FIS	Start Altitude	1488m	
Assistant Referee	ROSSEL Wim	FIS	Finish Altitude	1341m	
Chief of Race	CUCHE Theophile	SUI	Vertical Drop	147m	
Start Referee	KATO Kiyotaka	JPN	Homologation Number	12912/11/18	
Finish Referee	GAJEWSKI Wojciech	POL			
Race Information Run 1			Race Information Run 2		
Course setter	SCHMOTZ Michaela	GER	Course setter	ANDERSSON David	SWE
Gates/Turning Gates	50/49		Gates/Turning Gates		
Start Time	9:30		Start Time	13:45	

Number of Competitors: 78 Number of NOCs: 57

Bib	FIS Code	Name	YB	NOC Code	Time
1	6295752	MATHIOU Sophie	2002	ITA	_____
2	6536833	ROUNTREE-WILLIAMS Nicola	2002	USA	_____
3	507133	SAHLIN Emma	2002	SWE	_____
4	6537059	RESNICK Emma	2003	USA	_____
5	198253	McFARLANE Caitlin	2002	FRA	_____
6	507126	MARKLUND Wilma	2002	SWE	_____
7	507109	ARONSSON ELFMAN Hanna	2002	SWE	_____
8	185493	POHJOLAINEN Rosa	2003	FIN	_____
9	108257	BROWN Sarah	2002	CAN	_____
10	108266	MARCHESSAULT Alice	2002	CAN	_____
11	198241	DAHON Alizee	2002	FRA	_____
12	555072	GERMANE Dzenifera	2003	LAT	_____
13	56574	SALZGEBER Amanda	2002	AUT	_____
14	198215	POGNEAUX Chiara	2002	FRA	_____
15	516691	VOLKEN Lena	2002	SUI	_____
16	565501	OPLOTNIK Anja	2002	SLO	_____
17	245084	TOTH Zita	2002	HUN	_____
18	6295885	BELFROND Annette	2002	ITA	_____
19	206933	KLEIN Lara	2003	GER	_____
20	56583	NIEDERNDORFER Maria	2002	AUT	_____
21	565496	MUROVEC Nika	2002	SLO	_____
22	25218	MIJARES RUF Carla	2002	AND	_____
23	206935	ZITZMANN Sophia	2003	GER	_____
24	45460	MICHAEL Zoe	2002	AUS	_____
25	516700	KLOPFENSTEIN Amelie	2002	SUI	_____
26	595020	GUERILLOT Vanina	2002	POR	_____
27	516705	DURRER Delia	2002	SUI	_____
28	308222	WAKATSUKI Yuka	2002	JPN	_____
29	486228	TROFIMOVA Anastasia	2003	RUS	_____
30	285021	SZOLLOS Noa	2003	ISR	_____
31	496486	SUAU Jana	2002	ESP	_____
32	56598	FRITZENWALLNER Teresa	2002	AUT	_____
33	426395	SUND Malin Sofie	2002	NOR	_____
34	225771	DANIELS Daisy	2002	GBR	_____
35	705499	JANCOVA Rebeka	2003	SVK	_____
36	35294	SAINT ANTONIN Sofia	2002	ARG	_____
37	115279	SCHWENCKE Matilde	2003	CHI	_____
38	185490	KIVIMAKI Maisa	2002	FIN	_____
39	175065	MADSEN Kristiane Roer	2002	DEN	_____
40	426437	LUNDER Cathinka	2003	NOR	_____
41	225801	FOSTER Sophie	2003	GBR	_____
42	565502	KNIFIC Lina	2002	SLO	_____
43	155994	NOVAKOVA Barbora	2002	CZE	_____
44	6295861	CALABA Alice	2002	ITA	_____
45	715183	ALIC Esma	2002	BIH	_____
46	35287	PEREYRA IRAOLA Esperanza	2002	ARG	_____
47	95165	ZLATKOVA Julia	2003	BUL	_____
48	355065	BUEHLER Christina	2003	LIE	_____
49	426393	MAROEY Sara Madelene	2002	NOR	_____



Start List

Liste de départ / Startliste

Number of Competitors: 78 Number of NOCs: 57

Bib	FIS Code	Name	YB	NOC Code	Time
50	315233	GRBOVIC Zoja	2002	SRB	
51	275047	AUSTIN Emma	2002	IRL	
52	325150	LEE Haeun	2003	KOR	
53	255458	HAUKSDOTTIR Adalbjorg Lilly	2002	ISL	
54	235367	KALTSOGIANNI Maria Nikoleta	2003	GRE	
55	435449	HOPEK Gabriela	2002	POL	
56	825014	FREUDWEILER Mia Nuriah	2003	PAK	
57	785015	BIELIUNAITE Smilte	2002	LTU	
58	415242	CRAWFORD Katie	2002	NZL	
59	465127	RENTEA Diana Andreea	2002	ROU	
60	45453	DAVIS Isabella	2002	AUS	
61	960550	VIEIRA Abigail	2002	TTO	
62	695142	SHEPILENKO Kateryna	2002	UKR	
63	675049	TROITSKAYA Alexandra	2003	KAZ	
64	525118	BASTAN Mina	2002	TUR	
65	165055	EIPHANIQU Georgia	2002	CYP	
66	961150	ESCOBAR Sarah	2002	ECU	
67	135017	LEE Wen-Yi	2002	TPE	
68	615001	WAHLEITHNER Ana Noelle	2002	PHI	
69	265080	HOSEYNI Artemis	2003	IRI	
70	545014	PAYEN CORDERO Daniela	2003	MEX	
71	959004	KING Audrey Alice	2002	HKG	
72	315239	POPOVIC Tamara	2002	MNE	
73	575019	van der MERWE Hanle	2002	RSA	
74	215027	KOVALEVA Valeriya	2003	UZB	
75	905005	CHINUPUN Nichakan	2003	THA	
76	345176	ISSA Maria	2002	LBN	
77	947027	SHALA Era	2003	KOS	
78	685027	KURTANIDZE Nino	2002	GEO	

Forerunners:

Run 1	A-COCHARD Alex	SUI	B-OPPLIGER Julien	SUI	C-STOECKLIN Luca	SUI
	D-FRACHEBOUD Thibault	SUI				
Run 2	A-COCHARD Alex	SUI	B-OPPLIGER Julien	SUI	C-STOECKLIN Luca	SUI
	D-FRACHEBOUD Thibault	SUI				

Legend:

YB Year of Birth



Results

Résultats / Ergebnisse

Jury			Technical Data		
FIS Technical Delegate	LOPEZ PRATS Santi	AND	Course Name	Willy Favre	
Referee	PUJOL PLANELLA Jordi	FIS	Start Altitude	1488m	
Assistant Referee	ROSSEL Wim	FIS	Finish Altitude	1341m	
Chief of Race	CUCHE Theophile	SUI	Vertical Drop	147m	
Start Referee	KATO Kiyotaka	JPN	Homologation Number	12912/11/18	
Finish Referee	GAJEWSKI Wojciech	POL	Race Information Run 2		
Race Information Run 1			Course setter	ANDERSSON David	SWE
Course setter	SCHMOTZ Michaela	GER	Gates/Turning Gates		
Gates/Turning Gates	50/49		Start Time	13:45	
Start Time	9:30				

Number of Competitors: 78 Number of NOCs: 57

Rank	Bib	FIS Code	Name	Year of Birth	NOC Code	Time	Difference
1	15	516691	VOLKEN Lena	2002	SUI	45.22	
2	3	507133	SAHLIN Emma	2002	SWE	45.25	0.03
3	7	507109	ARONSSON ELFMAN Hanna	2002	SWE	45.49	0.27
4	13	56574	SALZGEBER Amanda	2002	AUT	45.62	0.40
5	19	206933	KLEIN Lara	2003	GER	45.63	0.41
6	22	25218	MIJARES RUF Carla	2002	AND	45.91	0.69
7	6	507126	MARKLUND Wilma	2002	SWE	46.16	0.94
8	29	486228	TROFIMOVA Anastasia	2003	RUS	46.21	0.99
9	12	555072	GERMANE Dzenifera	2003	LAT	46.32	1.10
10	33	426395	SUND Malin Sofie	2002	NOR	46.43	1.21
11	8	185493	POHJOLAINEN Rosa	2003	FIN	46.45	1.23
12	14	198215	POGNEAUX Chiara	2002	FRA	46.53	1.31
13	32	56598	FRITZENWALLNER Teresa	2002	AUT	46.86	1.64
14	4	6537059	RESNICK Emma	2003	USA	46.97	1.75
15	18	6295885	BELFROND Annette	2002	ITA	47.08	1.86
16	20	56583	NIEDERNDORFER Maria	2002	AUT	47.18	1.96
17	21	565496	MUROVEC Nika	2002	SLO	47.28	2.06
18	2	6536833	ROUNTREE-WILLIAMS Nicola	2002	USA	47.29	2.07
19	40	426437	LUNDER Cathinka	2003	NOR	48.08	2.86
20	44	6295861	CALABA Alice	2002	ITA	48.21	2.99
21	27	516705	DURRER Delia	2002	SUI	48.34	3.12
22	11	198241	DAHON Alizee	2002	FRA	48.40	3.18
23	35	705499	JANCOVA Rebeka	2003	SVK	48.41	3.19
24	25	516700	KLOPFENSTEIN Amelie	2002	SUI	48.57	3.35
25	26	595020	GUERILLOT Vanina	2002	POR	48.91	3.69
26	47	95165	ZLATKOVA Julia	2003	BUL	49.03	3.81
27	1	6295752	MATHIOU Sophie	2002	ITA	49.07	3.85
28	41	225801	FOSTER Sophie	2003	GBR	49.29	4.07
29	28	308222	WAKATSUKI Yuka	2002	JPN	49.79	4.57
30	24	45460	MICHAEL Zoe	2002	AUS	49.95	4.73
31	46	35287	PEREYRA IRAOLA Esperanza	2002	ARG	50.70	5.48
32	48	355065	BUEHLER Christina	2003	LIE	50.77	5.55
33	38	185490	KIVIMAKI Maisa	2002	FIN	50.80	5.58
34	39	175065	MADSEN Kristiane Roer	2002	DEN	51.37	6.15
35	51	275047	AUSTIN Emma	2002	IRL	51.66	6.44
36	61	960550	VIEIRA Abigail	2002	TTO	53.73	8.51
37	54	235367	KALTSOGIANNI Maria Nikoleta	2003	GRE	54.97	9.75
38	58	415242	CRAWFORD Katie	2002	NZL	1:00.56	15.34
39	71	959004	KING Audrey Alice	2002	HKG	1:02.12	16.90
40	68	615001	WAHLEITHNER Ana Noelle	2002	PHI	1:02.20	16.98
41	64	525118	BASTAN Mina	2002	TUR	1:04.04	18.82
42	72	315239	POPOVIC Tamara	2002	MNE	1:06.97	21.75
43	74	215027	KOVALEVA Valeriya	2003	UZB	1:07.65	22.43
44	75	905005	CHINUPUN Nichakan	2003	THA	1:08.30	23.08
45	67	135017	LEE Wen-Yi	2002	TPE	1:11.97	26.75
46	76	345176	ISSA Maria	2002	LBN	1:15.13	29.91
47	73	575019	van der MERWE Hanle	2002	RSA	1:17.60	32.38

DID NOT FINISH RUN 1: 28 competitors



Results

Résultats / Ergebnisse

Number of Competitors: 78 Number of NOCs: 57

Rank	Bib	FIS Code	Name	Year of Birth	NOC Code	Time	Difference
	5	198253	McFARLANE Caitlin	2002	FRA		
	9	108257	BROWN Sarah	2002	CAN		
	16	565501	OPLOTNIK Anja	2002	SLO		
	17	245084	TOTH Zita	2002	HUN		
	23	206935	ZITZMANN Sophia	2003	GER		
	30	285021	SZOLLOS Noa	2003	ISR		
	31	496486	SUAU Jana	2002	ESP		
	34	225771	DANIELS Daisi	2002	GBR		
	36	35294	SAINT ANTONIN Sofia	2002	ARG		
	37	115279	SCHWENCKE Matilde	2003	CHI		
	42	565502	KNIFIC Lina	2002	SLO		
	45	715183	ALIC Esmá	2002	BIH		
	49	426393	MAROEY Sara Madelene	2002	NOR		
	50	315233	GRBOVIC Zoja	2002	SRB		
	52	325150	LEE Haeun	2003	KOR		
	53	255458	HAUKSDOTTIR Adalbjorg Lilly	2002	ISL		
	55	435449	HOPEK Gabriela	2002	POL		
	56	825014	FREUDWEILER Mia Nuriah	2003	PAK		
	57	785015	BIELIUNAITE Smilte	2002	LTU		
	59	465127	RENTEA Diana Andreea	2002	ROU		
	60	45453	DAVIS Isabella	2002	AUS		
	62	695142	SHEPILENKO Kateryna	2002	UKR		
	63	675049	TROITSKAYA Alexandra	2003	KAZ		
	65	165055	EPIPHANIOU Georgia	2002	CYP		
	66	961150	ESCOBAR Sarah	2002	ECU		
	69	265080	HOSEYNI Artemis	2003	IRI		
	70	545014	PAYEN CORDERO Daniela	2003	MEX		
	78	685027	KURTANIDZE Nino	2002	GEO		

DISQUALIFIED RUN 1: 1 competitor

10 108266 **MARCHESSAULT Alice** 2002 CAN Gate 50 Rule 629.3

DID NOT START RUN 1: 2 competitors

43 155994 **NOVAKOVA Barbora** 2002 CZE
77 947027 **SHALA Era** 2003 KOS

Reason for disqualification:

629.3 Did not pass through a gate correctly (art. 661.4).

Forerunners:							
Run 1	A-COCHARD Alex	SUI	B-OPPLIGER Julien	SUI	C-STOECKLIN Luca	SUI	
	D-FRACHEBOUD Thibault	SUI					
Run 2	A-COCHARD Alex	SUI	B-OPPLIGER Julien	SUI	C-STOECKLIN Luca	SUI	
	D-FRACHEBOUD Thibault	SUI					

Conditions on course:

Run 1 SKY CLEAR Snow: HARD Temperature - Start: -3°C / 27°F Temperature - Finish: 0°C / 32°F



Start List

Liste de départ / Startliste

REVISED
14 JAN 13:03

Jury

FIS Technical Delegate	LOPEZ PRATS Santi	AND
Referee	PUJOL PLANELLA Jordi	FIS
Assistant Referee	ROSSEL Wim	FIS
Chief of Race	CUCHE Theophile	SUI
Start Referee	KATO Kiyotaka	JPN
Finish Referee	GAJEWSKI Wojciech	POL

Technical Data

Course Name	Willy Favre
Start Altitude	1488m
Finish Altitude	1341m
Vertical Drop	147m
Homologation Number	12912/11/18

Race Information Run 1

Course setter	SCHMOTZ Michaela	GER
Gates/Turning Gates	50/49	
Start Time	9:30	

Race Information Run 2

Course setter	ANDERSSON David	SWE
Gates/Turning Gates	51/49	
Start Time	13:45	

Number of Competitors: 47 Number of NOCs: 35

Start Order	Bib	FIS Code	Name	YB	NOC Code	Run 1	Diff.	Rank	Run 2	Total
1	24	45460	MICHAEL Zoe	2002	AUS	49.95	4.73	30		
2	28	308222	WAKATSUKI Yuka	2002	JPN	49.79	4.57	29		
3	41	225801	FOSTER Sophie	2003	GBR	49.29	4.07	28		
4	1	6295752	MATHIOU Sophie	2002	ITA	49.07	3.85	27		
5	47	95165	ZLATKOVA Julia	2003	BUL	49.03	3.81	26		
6	26	595020	GUERILLOT Vanina	2002	POR	48.91	3.69	25		
7	25	516700	KLOPFENSTEIN Amelie	2002	SUI	48.57	3.35	24		
8	35	705499	JANCOVA Rebeka	2003	SVK	48.41	3.19	23		
9	11	198241	DAHON Alizee	2002	FRA	48.40	3.18	22		
10	27	516705	DURRER Delia	2002	SUI	48.34	3.12	21		
11	44	6295861	CALABA Alice	2002	ITA	48.21	2.99	20		
12	40	426437	LUNDER Cathinka	2003	NOR	48.08	2.86	19		
13	2	6536833	ROUNTREE-WILLIAMS Nicola	2002	USA	47.29	2.07	18		
14	21	565496	MUROVEC Nika	2002	SLO	47.28	2.06	17		
15	20	56583	NIEDERNDORFER Maria	2002	AUT	47.18	1.96	16		
16	18	6295885	BELFROND Annette	2002	ITA	47.08	1.86	15		
17	4	6537059	RESNICK Emma	2003	USA	46.97	1.75	14		
18	32	56598	FRITZENWALLNER Teresa	2002	AUT	46.86	1.64	13		
19	14	198215	POGNEAUX Chiara	2002	FRA	46.53	1.31	12		
20	8	185493	POHJOLAINEN Rosa	2003	FIN	46.45	1.23	11		
21	33	426395	SUND Malin Sofie	2002	NOR	46.43	1.21	10		
22	12	555072	GERMANE Dzenifera	2003	LAT	46.32	1.10	9		
23	29	486228	TROFIMOVA Anastasia	2003	RUS	46.21	0.99	8		
24	6	507126	MARKLUND Wilma	2002	SWE	46.16	0.94	7		
25	22	25218	MIJARES RUF Carla	2002	AND	45.91	0.69	6		
26	19	206933	KLEIN Lara	2003	GER	45.63	0.41	5		
27	13	56574	SALZGEBER Amanda	2002	AUT	45.62	0.40	4		
28	7	507109	ARONSSON ELFMAN Hanna	2002	SWE	45.49	0.27	3		
29	3	507133	SAHLIN Emma	2002	SWE	45.25	0.03	2		
30	15	516691	VOLKEN Lena	2002	SUI	45.22		1		
31	46	35287	PEREYRA IRAOLA Esperanza	2002	ARG	50.70	5.48	31		
32	48	355065	BUEHLER Christina	2003	LIE	50.77	5.55	32		
33	38	185490	KIVIMAKI Maisa	2002	FIN	50.80	5.58	33		
34	39	175065	MADSEN Kristiane Roer	2002	DEN	51.37	6.15	34		
35	51	275047	AUSTIN Emma	2002	IRL	51.66	6.44	35		
36	61	960550	VIEIRA Abigail	2002	TTO	53.73	8.51	36		
37	54	235367	KALTSOGIANNI Maria Nikoleta	2003	GRE	54.97	9.75	37		
38	58	415242	CRAWFORD Katie	2002	NZL	1:00.56	15.34	38		
39	71	959004	KING Audrey Alice	2002	HKG	1:02.12	16.90	39		
40	68	615001	WAHLEITHNER Ana Noelle	2002	PHI	1:02.20	16.98	40		
41	64	525118	BASTAN Mina	2002	TUR	1:04.04	18.82	41		
42	72	315239	POPOVIC Tamara	2002	MNE	1:06.97	21.75	42		
43	74	215027	KOVALEVA Valeriya	2003	UZB	1:07.65	22.43	43		
44	75	905005	CHINUPUN Nichakan	2003	THA	1:08.30	23.08	44		
45	67	135017	LEE Wen-Yi	2002	TPE	1:11.97	26.75	45		
46	76	345176	ISSA Maria	2002	LBN	1:15.13	29.91	46		
47	73	575019	van der MERWE Hanle	2002	RSA	1:17.60	32.38	47		



TUE 14 JAN 2020
 Start Time 13:45



Start List

Liste de départ / Startliste

REVISED
14 JAN 13:03

Number of Competitors: 47 Number of NOCs: 35

Start Order	Bib	FIS Code	Name	YB	NOC Code	Run 1	Diff.	Rank	Run 2	Total
Forerunners:										
Run 1		A-COCHARD Alex	SUI	B-OPPLIGER Julien	SUI	C-STOECKLIN Luca			SUI	
		D-FRACHEBOUD Thibault	SUI							
Run 2		A-COCHARD Alex	SUI	B-OPPLIGER Julien	SUI	C-STOECKLIN Luca			SUI	
		D-FRACHEBOUD Thibault	SUI							

Legend:

YB Year of Birth

REVISED Number of Gates has been updated.


LAUSANNE
2020



YOUTH
OLYMPIC
GAMES



Results Book



ALPINE SKIING

Women's Giant Slalom



Entry List by Event

Liste d'inscriptions par épreuve / Einschreibungsliste per Event

As of MON 13 JAN 2020

Number of Competitors: 78 Number of NOCs: 57

NOC	FIS Code	Name	Date of Birth	FIS Points (Rank)
AND - Andorra (1)	25218	MIJARES RUF Carla	28 OCT 2002	59.59 (725)
ARG - Argentina (2)	35287	PEREYRA IRAOLA Esperanza	24 JAN 2002	68.40 (925)
	35294	SAINT ANTONIN Sofia	18 JAN 2002	70.85 (994)
AUS - Australia (2)	45453	DAVIS Isabella	17 NOV 2002	117.29 (1964)
	45460	MICHAEL Zoe	3 FEB 2002	78.96 (1192)
AUT - Austria (3)	56598	FRITZENWALLNER Teresa	26 DEC 2002	55.46 (624)
	56583	NIEDERNDORFER Maria	29 APR 2002	56.47 (652)
	56574	SALZGEBER Amanda	26 FEB 2002	45.68 (386)
BIH - Bosnia and Herzegovina (1)	715183	ALIC Esmā	8 OCT 2002	102.61 (1695)
BUL - Bulgaria (1)	95165	ZLATKOVA Julia	12 FEB 2003	133.10 (2194)
CAN - Canada (2)	108257	BROWN Sarah	5 JUN 2002	47.22 (421)
	108266	MARCHESSAULT Alice	30 JAN 2002	56.74 (657)
CHI - Chile (1)	115279	SCHWENCKE Matilde	28 NOV 2003	58.59 (700)
CHN - People's Republic of China (1)	125075	WANG Shengjie	15 SEP 2002	196.10 (2859)
CYP - Cyprus (1)	165055	EIPHANIQU Georgia	6 MAY 2002	272.73 (3240)
CZE - Czech Republic (1)	155994	NOVAKOVA Barbora	6 JAN 2002	53.75 (579)
DEN - Denmark (1)	175065	MADSEN Kristiane Roer	25 JAN 2002	85.54 (1344)
ECU - Ecuador (1)	961150	ESCOBAR Sarah	1 FEB 2002	173.32 (2679)
ESP - Spain (1)	496486	SUAU Jana	15 SEP 2002	57.03 (664)
FIN - Finland (2)	185490	KIVIMAKI Maisa	19 SEP 2002	75.55 (1108)
	185493	POHJOLAINEN Rosa	20 JUL 2003	49.50 (480)
FRA - France (3)	198241	DAHON Alizee	8 MAR 2002	54.56 (598)
	198253	McFARLANE Caitlin	22 MAR 2002	48.26 (444)
	198215	POGNEAUX Chiara	11 SEP 2002	39.20 (266)
GBR - Great Britain (2)	225771	DANIELS Daisi	20 JUL 2002	62.83 (802)
	225801	FOSTER Sophie	28 MAR 2003	70.32 (975)
GEO - Georgia (1)	685027	KURTANIDZE Nino	31 MAY 2002	394.50 (3446)



Entry List by Event

Liste d'inscriptions par épreuve / Einschreibungsliste per Event

As of MON 13 JAN 2020

Number of Competitors: 78 Number of NOCs: 57

NOC	FIS Code	Name	Date of Birth	FIS Points (Rank)
GER - Germany (2)	206901 206933	HAAS Katharina KLEIN Lara	3 AUG 2002 26 OCT 2003	56.82 (660) 66.26 (886)
GRE - Greece (1)	235367	KALTSOGIANNI Maria Nikoleta	17 OCT 2003	155.14 (2488)
HKG - Hong Kong, China (1)	959004	KING Audrey Alice	24 SEP 2002	283.23 (3269)
HUN - Hungary (1)	245084	TOTH Zita	28 MAY 2002	57.74 (681)
IRI - Islamic Republic of Iran (1)	265080	HOSEYNI Artemis	1 MAR 2003	285.38 (3279)
IRL - Ireland (1)	275047	AUSTIN Emma	31 AUG 2002	142.56 (2320)
ISL - Iceland (1)	255458	HAUKSDOTTIR Adalbjorg Lilly	30 JUL 2002	93.28 (1522)
ISR - Israel (1)	285021	SZOLLOS Noa	3 FEB 2003	68.36 (923)
ITA - Italy (3)	6295885 6295861 6295752	BELFROND Annette CALABA Alice MATHIOU Sophie	11 JUL 2002 23 JAN 2002 5 FEB 2002	49.17 (474) 53.80 (582) 41.00 (294)
JPN - Japan (1)	308222	WAKATSUKI Yuka	25 JAN 2002	47.32 (425)
KAZ - Kazakhstan (1)	675049	TROITSKAYA Alexandra	18 DEC 2003	205.09 (2910)
KOR - Republic of Korea (1)	325150	LEE Haeun	16 OCT 2003	99.80 (1651)
LAT - Latvia (1)	555072	GERMANE Dzenifera	24 MAR 2003	67.92 (918)
LBN - Lebanon (1)	345176	ISSA Maria	3 AUG 2002	400.75 (3467)
LIE - Liechtenstein (1)	355065	BUEHLER Christina	13 JAN 2003	72.28 (1021)
LTU - Lithuania (1)	785015	BIELIUNAITE Smilte	26 JUL 2002	195.30 (2854)
MEX - Mexico (1)	545014	PAYEN CORDERO Daniela	15 JAN 2003	256.65 (3175)
MNE - Montenegro (1)	315239	POPOVIC Tamara	9 SEP 2002	389.39 (3439)



Entry List by Event

Liste d'inscriptions par épreuve / Einschreibungsliste per Event

As of MON 13 JAN 2020

Number of Competitors: 78 Number of NOCs: 57

NOC	FIS Code	Name	Date of Birth	FIS Points (Rank)
NOR - Norway (3)	426437	LUNDER Cathinka	13 APR 2003	61.82 (778)
	426393	MAROEY Sara Madelene	22 MAR 2002	65.50 (874)
	426395	SUND Malin Sofie	13 NOV 2002	60.89 (759)
NZL - New Zealand (1)	415242	CRAWFORD Katie	6 DEC 2002	116.19 (1944)
PAK - Pakistan (1)	825014	FREUDWEILER Mia Nuriah	15 APR 2003	106.71 (1780)
PHI - Philippines (1)	615001	WAHLEITHNER Ana Noelle	8 DEC 2002	282.33 (3267)
POL - Poland (1)	435449	HOPEK Gabriela	18 FEB 2002	104.00 (1727)
POR - Portugal (1)	595020	GUERILLOT Vanina	3 JUL 2002	68.28 (922)
ROU - Romania (1)	465127	RENTEA Diana Andreea	14 DEC 2002	142.84 (2323)
RSA - South Africa (1)	575019	van der MERWE Hanle	14 JUL 2002	368.05 (3424)
RUS - Russian Federation (1)	486228	TROFIMOVA Anastasia	28 MAR 2003	62.35 (789)
SLO - Slovenia (3)	565502	KNIFIC Lina	22 SEP 2002	66.30 (888)
	565496	MUROVEC Nika	11 FEB 2002	56.23 (646)
	565501	OPLOJNIK Anja	21 SEP 2002	68.19 (921)
SRB - Serbia (1)	315233	GRBOVIC Zoja	10 NOV 2002	74.03 (1072)
SUI - Switzerland (3)	516705	DURRER Delia	14 NOV 2002	41.87 (304)
	516700	KLOPFENSTEIN Amelie	18 SEP 2002	41.34 (298)
	516691	VOLKEN Lena	7 NOV 2002	45.25 (375)
SVK - Slovakia (1)	705499	JANCOVA Rebeka	25 AUG 2003	63.79 (831)
SWE - Sweden (3)	507109	ARONSSON ELFMAN Hanna	29 DEC 2002	27.13 (129)
	507126	MARKLUND Wilma	11 AUG 2002	49.92 (494)
	507133	SAHLIN Emma	20 FEB 2002	47.74 (433)
THA - Thailand (1)	905005	CHINUPUN Nichakan	21 DEC 2003	360.21 (3415)
TPE - Chinese Taipei (1)	135017	LEE Wen-Yi	2 NOV 2002	243.95 (3129)
TTO - Trinidad and Tobago (1)	960550	VIEIRA Abigail	9 AUG 2002	154.46 (2480)



Entry List by Event

Liste d'inscriptions par épreuve / Einschreibungsliste per Event

As of MON 13 JAN 2020

Number of Competitors: 78 Number of NOCs: 57

NOC	FIS Code	Name	Date of Birth	FIS Points (Rank)
TUR - Turkey (1)	525118	BASTAN Mina	23 JUL 2002	211.71 (2953)
UKR - Ukraine (1)	695142	SHEPILENKO Kateryna	12 NOV 2002	122.05 (2035)
USA - United States of America (2)	6537059	RESNICK Emma	23 JUL 2003	36.04 (229)
	6536833	ROUNTREE-WILLIAMS Nicola	7 JUL 2002	21.85 (84)
UZB - Uzbekistan (1)	215027	KOVALEVA Valeriya	7 JUN 2003	280.04 (3262)

Legend:

- No points



Results

Résultats / Ergebnisse

REVISED
17 JAN 11:32

Jury

FIS Technical Delegate	LOPEZ PRATS Santi	AND
Referee	PUJOL PLANELLA Jordi	FIS
Assistant Referee	FLERE Janez	FIS
Chief of Race	CUCHE Theophile	SUI
Start Referee	KATO Kiyotaka	JPN
Finish Referee	GAJEWSKI Wojciech	POL

Technical Data

Course Name	Willy Favre
Start Altitude	1697m
Finish Altitude	1357m
Vertical Drop	340m
Homologation Number	12911/11/18

Race Information Run 1

Course setter	CADIN Franco	ITA
Gates/Turning Gates	45/40	
Start Time	10:00	

Race Information Run 2

Course setter	STRIPP Daniel	USA
Gates/Turning Gates	46/42	
Start Time	12:45	

Number of Competitors: 78 Number of NOCs: 57

Penalty applied: 32.88

Rank	Bib	FIS Code	Name	Year of Birth	NOC Code	Run 1		Run 2		Total	Diff.	Race Points
						Time	Rank	Time	Rank			
1	7	516700	KLOPFENSTEIN Amelie	2002	SUI	1:05.61	(5)	1:03.07	(2)	2:08.68		0.00
2	13	185493	POHJOLAINEN Rosa	2003	FIN	1:04.99	(1)	1:03.83	(6)	2:08.82	0.14	1.10
3	15	56574	SALZGEBER Amanda	2002	AUT	1:05.66	(6)	1:03.17	(3)	2:08.83	0.15	1.18
4	2	6537059	RESNICK Emma	2003	USA	1:06.37	(12)	1:02.79	(1)	2:09.16	0.48	3.77
5	11	198253	McFARLANE Caitlin	2002	FRA	1:05.48	(3)	1:03.78	(5)	2:09.26	0.58	4.55
6	14	516691	VOLKEN Lena	2002	SUI	1:05.80	(7)	1:03.61	(4)	2:09.41	0.73	5.73
7	6	507109	ARONSSON ELFMAN Hanna	2002	SWE	1:05.38	(2)	1:04.04	(7)	2:09.42	0.74	5.81
8	4	6536833	ROUNTREE-WILLIAMS Nicola	2002	USA	1:05.95	(8)	1:04.06	(8)	2:10.01	1.33	10.44
9	3	6295752	MATHIOU Sophie	2002	ITA	1:06.22	(10)	1:04.22	(9)	2:10.44	1.76	13.81
10	18	6295861	CALABA Alice	2002	ITA	1:06.26	(11)	1:04.23	(10)	2:10.49	1.81	14.21
11	22	56583	NIEDERNDORFER Maria	2002	AUT	1:06.19	(9)	1:04.55	(12)	2:10.74	2.06	16.17
12	5	198215	POGNEAUX Chiara	2002	FRA	1:06.84	(14)	1:04.81	(14)	2:11.65	2.97	23.31
13	16	507126	MARKLUND Wilma	2002	SWE	1:06.84	(14)	1:04.82	(15)	2:11.66	2.98	23.39
14	33	705499	JANCOVA Rebeka	2003	SVK	1:07.15	(18)	1:04.67	(13)	2:11.82	3.14	24.65
15	1	516705	DURRER Delia	2002	SUI	1:07.10	(17)	1:05.18	(18)	2:12.28	3.60	28.26
16	30	426437	LUNDER Cathinka	2003	NOR	1:07.30	(20)	1:05.17	(17)	2:12.47	3.79	29.75
17	10	6295885	BELFROND Annette	2002	ITA	1:08.69	(28)	1:04.34	(11)	2:13.03	4.35	34.14
18	17	155994	NOVAKOVA Barbora	2002	CZE	1:07.42	(24)	1:05.81	(20)	2:13.23	4.55	35.71
19	25	496486	SUAU Jana	2002	ESP	1:08.26	(25)	1:04.99	(16)	2:13.25	4.57	35.87
20	31	486228	TROFIMOVA Anastasia	2003	RUS	1:09.09	(29)	1:05.53	(19)	2:14.62	5.94	46.62
21	44	355065	BUEHLER Christina	2003	LIE	1:08.39	(27)	1:06.44	(21)	2:14.83	6.15	48.27
22	28	25218	MIJARES RUF Carla	2002	AND	1:07.17	(19)	1:07.98	(22)	2:15.15	6.47	50.78
23	50	325150	LEE Haeun	2003	KOR	1:11.17	(38)	1:08.02	(23)	2:19.19	10.51	82.49
24	57	95165	ZLATKOVA Julia	2003	BUL	1:10.30	(33)	1:09.08	(26)	2:19.38	10.70	83.98
25	47	45460	MICHAEL Zoe	2002	AUS	1:11.03	(37)	1:08.76	(24)	2:19.79	11.11	87.20
26	12	308222	WAKATSUKI Yuka	2002	JPN	1:10.59	(34)	1:09.44	(27)	2:20.03	11.35	89.09
27	43	35294	SAINT ANTONIN Sofia	2002	ARG	1:10.70	(35)	1:09.63	(28)	2:20.33	11.65	91.44
28	48	175065	MADSEN Kristiane Roer	2002	DEN	1:10.71	(36)	1:09.98	(29)	2:20.69	12.01	94.27
29	52	435449	HOPEK Gabriela	2002	POL	1:12.05	(40)	1:09.01	(25)	2:21.06	12.38	97.17
30	54	415242	CRAWFORD Katie	2002	NZL	1:12.58	(41)	1:10.67	(30)	2:23.25	14.57	114.36
31	59	465127	RENTEA Diana Andreea	2002	ROU	1:13.69	(42)	1:10.88	(31)	2:24.57	15.89	124.72
32	63	785015	BIELIUNAITE Smilte	2002	LTU	1:18.02	(46)	1:17.37	(32)	2:35.39	26.71	209.64
33	61	235367	KALTSOGIANNI Maria Nikoleta	2003	GRE	1:21.55	(48)	1:17.85	(33)	2:39.40	30.72	241.12
34	64	125075	WANG Shengjie	2002	CHN	1:25.66	(51)	1:21.23	(34)	2:46.89	38.21	299.91
35	69	165055	EPIPHANIOU Georgia	2002	CYP	1:23.88	(50)	1:23.40	(35)	2:47.28	38.60	302.97
36	71	615001	WAHLEITHNER Ana Noelle	2002	PHI	1:34.46	(56)	1:29.77	(36)	3:04.23	55.55	436.01
37	74	905005	CHINUPUN Nichakan	2003	THA	1:34.48	(57)	1:30.90	(37)	3:05.38	56.70	445.03

DID NOT START RUN 2: 3 competitors

38	46	185490	KIVIMAKI Maisa	2002	FIN
39	77	685027	KURTANIDZE Nino	2002	GEO
40	75	575019	van der MERWE Hanle	2002	RSA

DID NOT FINISH RUN 2: 16 competitors

8	108257	BROWN Sarah	2002	CAN
9	507133	SAHLIN Emma	2002	SWE
19	198241	DAHON Alizee	2002	FRA
20	56598	FRITZENWALLNER Teresa	2002	AUT
24	206901	HAAS Katharina	2002	GER



Results

Résultats / Ergebnisse

REVISED
17 JAN 11:32

Number of Competitors: 78 Number of NOCs: 57

Penalty applied: 32.88

Rank	Bib	FIS Code	Name	Year of Birth	NOC Code	Run 1	Run 2	Total	Diff.	Race Points
						Time Rank	Time Rank			
	29	426395	SUND Malin Sofie	2002	NOR					
	32	225771	DANIELS Daisi	2002	GBR					
	34	426393	MAROEY Sara Madelene	2002	NOR					
	37	555072	GERMANE Dzenifera	2003	LAT					
	42	225801	FOSTER Sophie	2003	GBR					
	51	715183	ALIC Esma	2002	BIH					
	60	960550	VIEIRA Abigail	2002	TTO					
	62	961150	ESCOBAR Sarah	2002	ECU					
	68	545014	PAYEN CORDERO Daniela	2003	MEX					
	73	265080	HOSEYNI Artemis	2003	IRI					
	78	345176	ISSA Maria	2002	LBN					

DISQUALIFIED RUN 2: 2 competitors

56	695142	SHEPILENKO Kateryna	2002	UKR		Gate 12	Rule 629.3
76	315239	POPOVIC Tamara	2002	MNE		Gate 14	Rule 629.3

DID NOT FINISH RUN 1: 20 competitors

21	565496	MUROVEC Nika	2002	SLO
23	108266	MARCHESSAULT Alice	2002	CAN
26	245084	TOTH Zita	2002	HUN
27	115279	SCHWENCKE Matilde	2003	CHI
35	206933	KLEIN Lara	2003	GER
36	565502	KNIFIC Lina	2002	SLO
38	565501	OPLONIK Anja	2002	SLO
39	595020	GUERILLOT Vanina	2002	POR
40	285021	SZOLLOS Noa	2003	ISR
41	35287	PEREYRA IRAOLA Esperanza	2002	ARG
45	315233	GRBOVIC Zoja	2002	SRB
49	255458	HAUKSDOTTIR Adalbjorg Lilly	2002	ISL
53	825014	FREUDWEILER Mia Nuriah	2003	PAK
55	45453	DAVIS Isabella	2002	AUS
58	275047	AUSTIN Emma	2002	IRL
65	675049	TROITSKAYA Alexandra	2003	KAZ
66	525118	BASTAN Mina	2002	TUR
67	135017	LEE Wen-Yi	2002	TPE
70	215027	KOVALEVA Valeriya	2003	UZB
72	959004	KING Audrey Alice	2002	HKG

Reason for disqualification:

629.3 Did not pass through a gate correctly (art. 661.4) or did not start within the time limits defined by art. 613.7.

Forerunners:

Run 1	A-CARROZ Théo	SUI	B-VUILLLOUD Morgane	SUI	C-PETER Noé	SUI
	D-STOECKLIN Luca	SUI				
Run 2	A-CARROZ Théo	SUI	B-VUILLLOUD Morgane	SUI	C-PETER Noé	SUI
	D-STOECKLIN Luca	SUI				

Conditions on course:

Run 1	SKY CLEAR	Snow:	HARD	Temperature - Start:	-6°C / 21°F	Temperature - Finish:	-2°C / 28°F
Run 2	SUNNY	Snow:	HARD	Temperature - Start:	3°C / 37°F	Temperature - Finish:	4°C / 39°F

REVISED

In consideration of the force majeure case, KIVIMAKI Maisa (FIN), van der MERWE Hanle (RSA), KURTANIDZE Nino (GEO) will be ranked after the ones who completed the 2nd run, according to their first run order.



Penalty Calculation

Calcul de la pénalité / Strafberechnung

Best 10 at Finish

F-factor: 1010

Rank	Bib	FIS Code	Name	NOC Code	FIS Points	Best 5	Race Points
1	7	516700	KLOPFENSTEIN Amelie	SUI	41.34	41.34	0.00
2	13	185493	POHJOLAINEN Rosa	FIN	49.50		
3	15	56574	SALZGEBER Amanda	AUT	45.68		
4	2	6537059	RESNICK Emma	USA	36.04	36.04	3.77
5	11	198253	McFARLANE Caitlin	FRA	48.26		
6	14	516691	VOLKEN Lena	SUI	45.25		
7	6	507109	ARONSSON ELFMAN Hanna	SWE	27.13	27.13	5.81
8	4	6536833	ROUNTREE-WILLIAMS Nicola	USA	21.85	21.85	10.44
9	3	6295752	MATHIOU Sophie	ITA	41.00	41.00	13.81
10	18	6295861	CALABA Alice	ITA	53.80		

Best 5 FIS Points at Start

Rank	Bib	FIS Code	Name	NOC Code	FIS Points
8	4	6536833	ROUNTREE-WILLIAMS Nicola	USA	21.85
7	6	507109	ARONSSON ELFMAN Hanna	SWE	27.13
4	2	6537059	RESNICK Emma	USA	36.04
12	5	198215	POGNEAUX Chiara	FRA	39.20
9	3	6295752	MATHIOU Sophie	ITA	41.00

TOTALS:

FIS Points of Best 5 at Start (B)	165.22	
FIS Points of Best at Finish in Top 10 (A)		167.36
Race Points of Corresponding Competitors (C)		33.83
Calculated Penalty (A+B-C):10 =>	29.88	
Rounded	29.88	
Category Adder	3.00	
Correction Value (Z)	0.00	
Calculated Penalty	32.88	
Penalty Applied	32.88	



Start List

Liste de départ / Startliste

REVISED
12 JAN 8:31

Jury

FIS Technical Delegate	LOPEZ PRATS Santi	AND
Referee	PUJOL PLANELLA Jordi	FIS
Assistant Referee	FLERE Janez	FIS
Chief of Race	CUCHE Theophile	SUI
Start Referee	KATO Kiyotaka	JPN
Finish Referee	GAJEWSKI Wojciech	POL

Technical Data

Course Name	Willy Favre
Start Altitude	1697m
Finish Altitude	1357m
Vertical Drop	340m
Homologation Number	12911/11/18

Race Information Run 1

Course setter	CADIN Franco	ITA
Gates/Turning Gates	45/40	
Start Time	10:00	

Race Information Run 2

Course setter	STRIPP Daniel	USA
Gates/Turning Gates		
Start Time	12:45	

Number of Competitors: 78 Number of NOCs: 57

Bib	FIS Code	Name	YB	NOC Code	Time
1	516705	DURRER Delia	2002	SUI	
2	6537059	RESNICK Emma	2003	USA	
3	6295752	MATHIOU Sophie	2002	ITA	
4	6536833	ROUNTREE-WILLIAMS Nicola	2002	USA	
5	198215	POGNEAUX Chiara	2002	FRA	
6	507109	ARONSSON ELFMAN Hanna	2002	SWE	
7	516700	KLOPFENSTEIN Amelie	2002	SUI	
8	108257	BROWN Sarah	2002	CAN	
9	507133	SAHLIN Emma	2002	SWE	
10	6295885	BELFROND Annette	2002	ITA	
11	198253	McFARLANE Caitlin	2002	FRA	
12	308222	WAKATSUKI Yuka	2002	JPN	
13	185493	POHJOLAINEN Rosa	2003	FIN	
14	516691	VOLKEN Lena	2002	SUI	
15	56574	SALZGEBER Amanda	2002	AUT	
16	507126	MARKLUND Wilma	2002	SWE	
17	155994	NOVAKOVA Barbora	2002	CZE	
18	6295861	CALABA Alice	2002	ITA	
19	198241	DAHON Alizee	2002	FRA	
20	56598	FRITZENWALLNER Teresa	2002	AUT	
21	565496	MUROVEC Nika	2002	SLO	
22	56583	NIEDERNDORFER Maria	2002	AUT	
23	108266	MARCHESSAULT Alice	2002	CAN	
24	206901	HAAS Katharina	2002	GER	
25	496486	SUAU Jana	2002	ESP	
26	245084	TOTH Zita	2002	HUN	
27	115279	SCHWENCKE Matilde	2003	CHI	
28	25218	MIJARES RUF Carla	2002	AND	
29	426395	SUND Malin Sofie	2002	NOR	
30	426437	LUNDER Cathinka	2003	NOR	
31	486228	TROFIMOVA Anastasia	2003	RUS	
32	225771	DANIELS Daisi	2002	GBR	
33	705499	JANCOVA Rebeka	2003	SVK	
34	426393	MAROEY Sara Madelene	2002	NOR	
35	206933	KLEIN Lara	2003	GER	
36	565502	KNIFIC Lina	2002	SLO	
37	555072	GERMANE Dzenifera	2003	LAT	
38	565501	OPLONIK Anja	2002	SLO	
39	595020	GUERILLOT Vanina	2002	POR	
40	285021	SZOLLOS Noa	2003	ISR	
41	35287	PEREYRA IRAOLA Esperanza	2002	ARG	
42	225801	FOSTER Sophie	2003	GBR	
43	35294	SAINT ANTONIN Sofia	2002	ARG	
44	355065	BUEHLER Christina	2003	LIE	
45	315233	GRBOVIC Zoja	2002	SRB	
46	185490	KIVIMAKI Maisa	2002	FIN	
47	45460	MICHAEL Zoe	2002	AUS	
48	175065	MADSEN Kristiane Roer	2002	DEN	
49	255458	HAUKSDOTTIR Adalbjorg Lilly	2002	ISL	



Start List

Liste de départ / Startliste

REVISED
12 JAN 8:31

Number of Competitors: 78 Number of NOCs: 57

Bib	FIS Code	Name	YB	NOC Code	Time
50	325150	LEE Haeun	2003	KOR	_____
51	715183	ALIC Esma	2002	BIH	_____
52	435449	HOPEK Gabriela	2002	POL	_____
53	825014	FREUDWEILER Mia Nuriah	2003	PAK	_____
54	415242	CRAWFORD Katie	2002	NZL	_____
55	45453	DAVIS Isabella	2002	AUS	_____
56	695142	SHEPILENKO Kateryna	2002	UKR	_____
57	95165	ZLATKOVA Julia	2003	BUL	_____
58	275047	AUSTIN Emma	2002	IRL	_____
59	465127	RENTEA Diana Andreea	2002	ROU	_____
60	960550	VIEIRA Abigail	2002	TTO	_____
61	235367	KALTSOGIANNI Maria Nikoleta	2003	GRE	_____
62	961150	ESCOBAR Sarah	2002	ECU	_____
63	785015	BIELIUNAITE Smilte	2002	LTU	_____
64	125075	WANG Shengjie	2002	CHN	_____
65	675049	TROITSKAYA Alexandra	2003	KAZ	_____
66	525118	BASTAN Mina	2002	TUR	_____
67	135017	LEE Wen-Yi	2002	TPE	_____
68	545014	PAYEN CORDERO Daniela	2003	MEX	_____
69	165055	EPIPHANIOU Georgia	2002	CYP	_____
70	215027	KOVALEVA Valeriya	2003	UZB	_____
71	615001	WAHLEITHNER Ana Noelle	2002	PHI	_____
72	959004	KING Audrey Alice	2002	HKG	_____
73	265080	HOSEYNI Artemis	2003	IRI	_____
74	905005	CHINUPUN Nichakan	2003	THA	_____
75	575019	van der MERWE Hanle	2002	RSA	_____
76	315239	POPOVIC Tamara	2002	MNE	_____
77	685027	KURTANIDZE Nino	2002	GEO	_____
78	345176	ISSA Maria	2002	LBN	_____

Forerunners:

Run 1	A-CARROZ Théo	SUI	B-VUILLLOUD Morgane	SUI	C-PETER Noé	SUI
	D-STOECKLIN Luca	SUI				
Run 2	A-CARROZ Théo	SUI	B-VUILLLOUD Morgane	SUI	C-PETER Noé	SUI
	D-STOECKLIN Luca	SUI				

Legend:

YB Year of Birth

REVISED Forerunner A has been replaced.



Results

Résultats / Ergebnisse

Jury			Technical Data		
FIS Technical Delegate	LOPEZ PRATS Santi	AND	Course Name	Willy Favre	
Referee	PUJOL PLANELLA Jordi	FIS	Start Altitude	1697m	
Assistant Referee	FLERE Janez	FIS	Finish Altitude	1357m	
Chief of Race	CUCHE Theophile	SUI	Vertical Drop	340m	
Start Referee	KATO Kiyotaka	JPN	Homologation Number	12911/11/18	
Finish Referee	GAJEWSKI Wojciech	POL			
Race Information Run 1			Race Information Run 2		
Course setter	CADIN Franco	ITA	Course setter	STRIPP Daniel	USA
Gates/Turning Gates	45/40		Gates/Turning Gates	46/42	
Start Time	10:00		Start Time	12:45	

Number of Competitors: 78 Number of NOCs: 57

Rank	Bib	FIS Code	Name	Year of Birth	NOC Code	Time	Difference
1	13	185493	POHJOLAINEN Rosa	2003	FIN	1:04.99	
2	6	507109	ARONSSON ELFMAN Hanna	2002	SWE	1:05.38	0.39
3	11	198253	McFARLANE Caitlin	2002	FRA	1:05.48	0.49
4	24	206901	HAAS Katharina	2002	GER	1:05.50	0.51
5	7	516700	KLOPFENSTEIN Amelie	2002	SUI	1:05.61	0.62
6	15	56574	SALZGEBER Amanda	2002	AUT	1:05.66	0.67
7	14	516691	VOLKEN Lena	2002	SUI	1:05.80	0.81
8	4	6536833	ROUNTREE-WILLIAMS Nicola	2002	USA	1:05.95	0.96
9	22	56583	NIEDERNDORFER Maria	2002	AUT	1:06.19	1.20
10	3	6295752	MATHIOU Sophie	2002	ITA	1:06.22	1.23
11	18	6295861	CALABA Alice	2002	ITA	1:06.26	1.27
12	2	6537059	RESNICK Emma	2003	USA	1:06.37	1.38
13	37	555072	GERMANE Dzenifera	2003	LAT	1:06.47	1.48
14	16	507126	MARKLUND Wilma	2002	SWE	1:06.84	1.85
14	5	198215	POGNEAUX Chiara	2002	FRA	1:06.84	1.85
16	20	56598	FRITZENWALLNER Teresa	2002	AUT	1:06.95	1.96
17	1	516705	DURRER Delia	2002	SUI	1:07.10	2.11
18	33	705499	JANCOVA Rebeka	2003	SVK	1:07.15	2.16
19	28	25218	MIJARES RUF Carla	2002	AND	1:07.17	2.18
20	30	426437	LUNDER Cathinka	2003	NOR	1:07.30	2.31
21	9	507133	SAHLIN Emma	2002	SWE	1:07.34	2.35
22	29	426395	SUND Malin Sofie	2002	NOR	1:07.35	2.36
23	32	225771	DANIELS Daisi	2002	GBR	1:07.39	2.40
24	17	155994	NOVAKOVA Barbora	2002	CZE	1:07.42	2.43
25	25	496486	SUAU Jana	2002	ESP	1:08.26	3.27
26	19	198241	DAHON Alizee	2002	FRA	1:08.31	3.32
27	44	355065	BUEHLER Christina	2003	LIE	1:08.39	3.40
28	10	6295885	BELFROND Annette	2002	ITA	1:08.69	3.70
29	31	486228	TROFIMOVA Anastasia	2003	RUS	1:09.09	4.10
30	8	108257	BROWN Sarah	2002	CAN	1:09.19	4.20
31	42	225801	FOSTER Sophie	2003	GBR	1:09.36	4.37
32	34	426393	MAROEY Sara Madelene	2002	NOR	1:09.81	4.82
33	57	95165	ZLATKOVA Julia	2003	BUL	1:10.30	5.31
34	12	308222	WAKATSUKI Yuka	2002	JPN	1:10.59	5.60
35	43	35294	SAINT ANTONIN Sofia	2002	ARG	1:10.70	5.71
36	48	175065	MADSEN Kristiane Roer	2002	DEN	1:10.71	5.72
37	47	45460	MICHAEL Zoe	2002	AUS	1:11.03	6.04
38	50	325150	LEE Haeun	2003	KOR	1:11.17	6.18
39	46	185490	KIVIMAKI Maisa	2002	FIN	1:11.83	6.84
40	52	435449	HOPEK Gabriela	2002	POL	1:12.05	7.06
41	54	415242	CRAWFORD Katie	2002	NZL	1:12.58	7.59
42	59	465127	RENTEA Diana Andreea	2002	ROU	1:13.69	8.70
42	56	695142	SHEPILENKO Kateryna	2002	UKR	1:13.69	8.70
44	51	715183	ALIC Esma	2002	BIH	1:13.74	8.75
45	60	960550	VIEIRA Abigail	2002	TTO	1:15.03	10.04
46	63	785015	BIELIUNAITE Smilte	2002	LTU	1:18.02	13.03
47	68	545014	PAYEN CORDERO Daniela	2003	MEX	1:18.22	13.23
48	61	235367	KALTSOGIANNI Maria Nikoleta	2003	GRE	1:21.55	16.56
49	62	961150	ESCOBAR Sarah	2002	ECU	1:21.77	16.78



Results

Résultats / Ergebnisse

Number of Competitors: 78 Number of NOCs: 57

Rank	Bib	FIS Code	Name	Year of Birth	NOC Code	Time	Difference
50	69	165055	EIPHANIU Georgia	2002	CYP	1:23.88	18.89
51	64	125075	WANG Shengjie	2002	CHN	1:25.66	20.67
52	77	685027	KURTANIDZE Nino	2002	GEO	1:27.78	22.79
53	73	265080	HOSEYNI Artemis	2003	IRI	1:28.60	23.61
54	75	575019	van der MERWE Hanle	2002	RSA	1:34.18	29.19
55	76	315239	POPOVIC Tamara	2002	MNE	1:34.29	29.30
56	71	615001	WAHLEITHNER Ana Noelle	2002	PHI	1:34.46	29.47
57	74	905005	CHINUPUN Nichakan	2003	THA	1:34.48	29.49
58	78	345176	ISSA Maria	2002	LBN	1:38.65	33.66

DID NOT FINISH RUN 1: 20 competitors

21	565496	MUROVEC Nika	2002	SLO
23	108266	MARCHESSAULT Alice	2002	CAN
26	245084	TOTH Zita	2002	HUN
27	115279	SCHWENCKE Matilde	2003	CHI
35	206933	KLEIN Lara	2003	GER
36	565502	KNIFIC Lina	2002	SLO
38	565501	OPLOTNIK Anja	2002	SLO
39	595020	GUERILLOT Vanina	2002	POR
40	285021	SZOLLOS Noa	2003	ISR
41	35287	PEREYRA IRAOLA Esperanza	2002	ARG
45	315233	GRBOVIC Zoja	2002	SRB
49	255458	HAUKSDOTTIR Adalbjorg Lilly	2002	ISL
53	825014	FREUDWEILER Mia Nuriah	2003	PAK
55	45453	DAVIS Isabella	2002	AUS
58	275047	AUSTIN Emma	2002	IRL
65	675049	TROITSKAYA Alexandra	2003	KAZ
66	525118	BASTAN Mina	2002	TUR
67	135017	LEE Wen-Yi	2002	TPE
70	215027	KOVALEVA Valeriya	2003	UZB
72	959004	KING Audrey Alice	2002	HKG

Forerunners:

Run 1	A-CARROZ Théo	SUI	B-VUILLLOUD Morgane	SUI	C-PETER Noé	SUI
	D-STOECKLIN Luca	SUI				
Run 2	A-CARROZ Théo	SUI	B-VUILLLOUD Morgane	SUI	C-PETER Noé	SUI
	D-STOECKLIN Luca	SUI				

Conditions on course:

Run 1	SKY CLEAR	Snow: HARD	Temperature - Start: -6°C / 21°F	Temperature - Finish: -2°C / 28°F
-------	-----------	------------	----------------------------------	-----------------------------------



Start List

Liste de départ / Startliste

Jury			Technical Data		
FIS Technical Delegate	LOPEZ PRATS Santi	AND	Course Name	Willy Favre	
Referee	PUJOL PLANELLA Jordi	FIS	Start Altitude	1697m	
Assistant Referee	FLERE Janez	FIS	Finish Altitude	1357m	
Chief of Race	CUCHE Theophile	SUI	Vertical Drop	340m	
Start Referee	KATO Kiyotaka	JPN	Homologation Number	12911/11/18	
Finish Referee	GAJEWSKI Wojciech	POL			

Race Information Run 1			Race Information Run 2		
Course setter	CADIN Franco	ITA	Course setter	STRIPP Daniel	USA
Gates/Turning Gates	45/40		Gates/Turning Gates	46/42	
Start Time	10:00		Start Time	12:45	

Number of Competitors: 58 Number of NOCs: 43

Start Order	Bib	FIS Code	Name	YB	NOC Code	Run 1	Diff.	Rank	Run 2	Total
1	8	108257	BROWN Sarah	2002	CAN	1:09.19	4.20	30		
2	31	486228	TROFIMOVA Anastasia	2003	RUS	1:09.09	4.10	29		
3	10	6295885	BELFROND Annette	2002	ITA	1:08.69	3.70	28		
4	44	355065	BUEHLER Christina	2003	LIE	1:08.39	3.40	27		
5	19	198241	DAHON Alizee	2002	FRA	1:08.31	3.32	26		
6	25	496486	SUAU Jana	2002	ESP	1:08.26	3.27	25		
7	17	155994	NOVAKOVA Barbora	2002	CZE	1:07.42	2.43	24		
8	32	225771	DANIELS Daisi	2002	GBR	1:07.39	2.40	23		
9	29	426395	SUND Malin Sofie	2002	NOR	1:07.35	2.36	22		
10	9	507133	SAHLIN Emma	2002	SWE	1:07.34	2.35	21		
11	30	426437	LUNDER Cathinka	2003	NOR	1:07.30	2.31	20		
12	28	25218	MIJARES RUF Carla	2002	AND	1:07.17	2.18	19		
13	33	705499	JANCOVA Rebeka	2003	SVK	1:07.15	2.16	18		
14	1	516705	DURRER Delia	2002	SUI	1:07.10	2.11	17		
15	20	56598	FRITZENWALLNER Teresa	2002	AUT	1:06.95	1.96	16		
16	5	198215	POGNEAUX Chiara	2002	FRA	1:06.84	1.85	14		
17	16	507126	MARKLUND Wilma	2002	SWE	1:06.84	1.85	14		
18	37	555072	GERMANE Dzenifera	2003	LAT	1:06.47	1.48	13		
19	2	6537059	RESNICK Emma	2003	USA	1:06.37	1.38	12		
20	18	6295861	CALABA Alice	2002	ITA	1:06.26	1.27	11		
21	3	6295752	MATHIOU Sophie	2002	ITA	1:06.22	1.23	10		
22	22	56583	NIEDERNDORFER Maria	2002	AUT	1:06.19	1.20	9		
23	4	6536833	ROUNTREE-WILLIAMS Nicola	2002	USA	1:05.95	0.96	8		
24	14	516691	VOLKEN Lena	2002	SUI	1:05.80	0.81	7		
25	15	56574	SALZGEBER Amanda	2002	AUT	1:05.66	0.67	6		
26	7	516700	KLOPFENSTEIN Amelie	2002	SUI	1:05.61	0.62	5		
27	24	206901	HAAS Katharina	2002	GER	1:05.50	0.51	4		
28	11	198253	McFARLANE Caitlin	2002	FRA	1:05.48	0.49	3		
29	6	507109	ARONSSON ELFMAN Hanna	2002	SWE	1:05.38	0.39	2		
30	13	185493	POHJOLAINEN Rosa	2003	FIN	1:04.99		1		
31	42	225801	FOSTER Sophie	2003	GBR	1:09.36	4.37	31		
32	34	426393	MAROEY Sara Madelene	2002	NOR	1:09.81	4.82	32		
33	57	95165	ZLATKOVA Julia	2003	BUL	1:10.30	5.31	33		
34	12	308222	WAKATSUKI Yuka	2002	JPN	1:10.59	5.60	34		
35	43	35294	SAINT ANTONIN Sofia	2002	ARG	1:10.70	5.71	35		
36	48	175065	MADSEN Kristiane Roer	2002	DEN	1:10.71	5.72	36		
37	47	45460	MICHAEL Zoe	2002	AUS	1:11.03	6.04	37		
38	50	325150	LEE Haeun	2003	KOR	1:11.17	6.18	38		
39	46	185490	KIVIMAKI Maisa	2002	FIN	1:11.83	6.84	39		
40	52	435449	HOPEK Gabriela	2002	POL	1:12.05	7.06	40		
41	54	415242	CRAWFORD Katie	2002	NZL	1:12.58	7.59	41		
42	59	465127	RENTEA Diana Andreea	2002	ROU	1:13.69	8.70	42		
43	56	695142	SHEPILENKO Kateryna	2002	UKR	1:13.69	8.70	42		
44	51	715183	ALIC Esma	2002	BIH	1:13.74	8.75	44		
45	60	960550	VIEIRA Abigail	2002	TTO	1:15.03	10.04	45		
46	63	785015	BIELIUNAITE Smilte	2002	LTU	1:18.02	13.03	46		
47	68	545014	PAYEN CORDERO Daniela	2003	MEX	1:18.22	13.23	47		
48	61	235367	KALTSOGIANNI Maria Nikoleta	2003	GRE	1:21.55	16.56	48		
49	62	961150	ESCOBAR Sarah	2002	ECU	1:21.77	16.78	49		



SUN 12 JAN 2020
Start Time 12:45



Start List

Liste de départ / Startliste

Number of Competitors: 58 Number of NOCs: 43

Start Order	Bib	FIS Code	Name	YB	NOC Code	Run 1	Diff.	Rank	Run 2	Total
50	69	165055	EIPHANIU Georgia	2002	CYP	1:23.88	18.89	50		
51	64	125075	WANG Shengjie	2002	CHN	1:25.66	20.67	51		
52	77	685027	KURTANIDZE Nino	2002	GEO	1:27.78	22.79	52		
53	73	265080	HOSEYNI Artemis	2003	IRI	1:28.60	23.61	53		
54	75	575019	van der MERWE Hanle	2002	RSA	1:34.18	29.19	54		
55	76	315239	POPOVIC Tamara	2002	MNE	1:34.29	29.30	55		
56	71	615001	WAHLEITHNER Ana Noelle	2002	PHI	1:34.46	29.47	56		
57	74	905005	CHINUPUN Nichakan	2003	THA	1:34.48	29.49	57		
58	78	345176	ISSA Maria	2002	LBN	1:38.65	33.66	58		

Forerunners:

Run 1	A-CARROZ Théo	SUI	B-VUILLLOUD Morgane	SUI	C-PETER Noé	SUI
	D-STOECKLIN Luca	SUI				
Run 2	A-CARROZ Théo	SUI	B-VUILLLOUD Morgane	SUI	C-PETER Noé	SUI
	D-STOECKLIN Luca	SUI				


Legend:

YB Year of Birth

LAUSANNE
2020



YOUTH
OLYMPIC
GAMES



Results Book



ALPINE SKIING

Women's Super-G



Entry List by Event

Liste d'inscriptions par épreuve / Einschreibungsliste per Event

As of MON 13 JAN 2020

Number of Competitors: 62 Number of NOCs: 40

NOC	FIS Code	Name	Date of Birth	FIS Points (Rank)
AND - Andorra (1)	25218	MIJARES RUF Carla	28 OCT 2002	109.85 (736)
ARG - Argentina (2)	35287	PEREYRA IRAOLA Esperanza	24 JAN 2002	160.78 (1178)
	35294	SAINT ANTONIN Sofia	18 JAN 2002	152.19 (1114)
AUS - Australia (2)	45453	DAVIS Isabella	17 NOV 2002	-
	45460	MICHAEL Zoe	3 FEB 2002	130.16 (927)
AUT - Austria (3)	56598	FRITZENWALLNER Teresa	26 DEC 2002	82.93 (442)
	56583	NIEDERNDORFER Maria	29 APR 2002	73.26 (346)
	56574	SALZGEBER Amanda	26 FEB 2002	60.08 (235)
BUL - Bulgaria (1)	95165	ZLATKOVA Julia	12 FEB 2003	-
CAN - Canada (2)	108257	BROWN Sarah	5 JUN 2002	100.99 (640)
	108266	MARCHESSAULT Alice	30 JAN 2002	72.22 (335)
CHI - Chile (1)	115279	SCHWENCKE Matilde	28 NOV 2003	87.95 (506)
CZE - Czech Republic (1)	155994	NOVAKOVA Barbora	6 JAN 2002	70.69 (318)
DEN - Denmark (1)	175065	MADSEN Kristiane Roer	25 JAN 2002	133.35 (971)
ECU - Ecuador (1)	961150	ESCOBAR Sarah	1 FEB 2002	-
ESP - Spain (1)	496486	SUAU Jana	15 SEP 2002	139.44 (1019)
FIN - Finland (2)	185490	KIVIMAKI Maisa	19 SEP 2002	98.12 (606)
	185493	POHJOLAINEN Rosa	20 JUL 2003	77.36 (385)
FRA - France (3)	198241	DAHON Alizee	8 MAR 2002	101.46 (648)
	198253	McFARLANE Caitlin	22 MAR 2002	110.00 (737)
	198215	POGNEAUX Chiara	11 SEP 2002	92.23 (547)
GBR - Great Britain (2)	225771	DANIELS Daisy	20 JUL 2002	92.48 (550)
	225801	FOSTER Sophie	28 MAR 2003	101.81 (655)
GER - Germany (2)	206901	HAAS Katharina	3 AUG 2002	92.09 (546)
	206933	KLEIN Lara	26 OCT 2003	91.90 (544)
GRE - Greece (1)	235367	KALTSOGIANNI Maria Nikoleta	17 OCT 2003	-
HUN - Hungary (1)	245084	TOTH Zita	28 MAY 2002	132.29 (957)
IRI - Islamic Republic of Iran (1)	265080	HOSEYNI Artemis	1 MAR 2003	513.65 (1662)



Entry List by Event

Liste d'inscriptions par épreuve / Einschreibungsliste per Event

As of MON 13 JAN 2020

Number of Competitors: 62 Number of NOCs: 40

NOC	FIS Code	Name	Date of Birth	FIS Points (Rank)
ISL - Iceland (1)	255458	HAUKSDOTTIR Adalbjorg Lilly	30 JUL 2002	130.42 (932)
ISR - Israel (1)	285021	SZOLLOS Noa	3 FEB 2003	87.71 (501)
ITA - Italy (3)	6295885	BELFROND Annette	11 JUL 2002	103.89 (681)
	6295861	CALABA Alice	23 JAN 2002	63.93 (266)
	6295752	MATHIOU Sophie	5 FEB 2002	86.53 (486)
JPN - Japan (1)	308222	WAKATSUKI Yuka	25 JAN 2002	291.71 (1586)
KAZ - Kazakhstan (1)	675049	TROITSKAYA Alexandra	18 DEC 2003	-
KOR - Republic of Korea (1)	325150	LEE Haeun	16 OCT 2003	-
LIE - Liechtenstein (1)	355065	BUEHLER Christina	13 JAN 2003	108.10 (722)
MEX - Mexico (1)	545014	PAYEN CORDERO Daniela	15 JAN 2003	-
NOR - Norway (3)	426437	LUNDER Cathinka	13 APR 2003	97.23 (602)
	426393	MAROEY Sara Madelene	22 MAR 2002	-
	426395	SUND Malin Sofie	13 NOV 2002	67.24 (292)
PAK - Pakistan (1)	825014	FREUDWEILER Mia Nuriah	15 APR 2003	-
POL - Poland (1)	435449	HOPEK Gabriela	18 FEB 2002	246.46 (1512)
POR - Portugal (1)	595020	GUERILLOT Vanina	3 JUL 2002	146.04 (1064)
ROU - Romania (1)	465127	RENTEA Diana Andreea	14 DEC 2002	223.02 (1448)
RUS - Russian Federation (1)	486228	TROFIMOVA Anastasia	28 MAR 2003	-
SLO - Slovenia (3)	565502	KNIFIC Lina	22 SEP 2002	75.48 (367)
	565496	MUROVEC Nika	11 FEB 2002	83.96 (452)
	565501	OPLOJNIK Anja	21 SEP 2002	89.64 (518)
SRB - Serbia (1)	315233	GRBOVIC Zoja	10 NOV 2002	129.08 (917)
SUI - Switzerland (3)	516705	DURRER Delia	14 NOV 2002	50.38 (172)
	516700	KLOPFENSTEIN Amelie	18 SEP 2002	95.76 (582)
	516691	VOLKEN Lena	7 NOV 2002	104.13 (686)



Entry List by Event

Liste d'inscriptions par épreuve / Einschreibungsliste per Event
As of MON 13 JAN 2020

Number of Competitors: 62 Number of NOCs: 40

NOC	FIS Code	Name	Date of Birth	FIS Points (Rank)
SVK - Slovakia (1)	705499	JANCOVA Rebeka	25 AUG 2003	103.90 (682)
SWE - Sweden (3)	507109	ARONSSON ELFMAN Hanna	29 DEC 2002	54.60 (197)
	507126	MARKLUND Wilma	11 AUG 2002	77.15 (383)
	507133	SAHLIN Emma	20 FEB 2002	81.61 (422)
TTO - Trinidad and Tobago (1)	960550	VIEIRA Abigail	9 AUG 2002	219.24 (1441)
UKR - Ukraine (1)	695142	SHEPILENKO Kateryna	12 NOV 2002	155.37 (1140)
USA - United States of America (3)	6536821	MACUGA Lauren	4 JUL 2002	47.92 (155)
	6537059	RESNICK Emma	23 JUL 2003	-
	6536833	ROUNTREE-WILLIAMS Nicola	7 JUL 2002	77.02 (381)

Legend:

- No points



Results

Résultats / Ergebnisse

Jury			Technical Data		
FIS Technical Delegate	LOPEZ PRATS Santi	AND	Course Name	Willy Favre	
Referee	PUJOL PLANELLA Jordi	FIS	Start Altitude	1697m	
Assistant Referee	FLERE Janez	FIS	Finish Altitude	1357m	
Chief of Race	CUCHE Theophile	SUI	Vertical Drop	340m	
Start Referee	KATO Kiyotaka	JPN	Course Length	1100m	
Finish Referee	GAJEWSKI Wojciech	POL	Homologation Number	12910/11/18	
Race Information					
Course setter	NESA Ivano	SUI			
Gates/Turning Gates	27/24				
Start Time	10:15				

Number of Competitors: 62 Number of NOCs: 40

Penalty applied: 68.72

Rank	Bib	FIS Code	Name	Year of Birth	NOC Code	Time	Difference	Distance (m)	Race Points
1	28	516700	KLOPFENSTEIN Amelie	2002	SUI	56.27			0.00
2	36	198253	McFARLANE Caitlin	2002	FRA	56.35	0.08	1.56	1.69
3	26	285021	SZOLLOS Noa	2003	ISR	56.36	0.09	1.76	1.90
4	11	56574	SALZGEBER Amanda	2002	AUT	56.40	0.13	2.54	2.75
5	7	507109	ARONSSON ELFMAN Hanna	2002	SWE	56.70	0.43	8.34	9.09
6	14	6295861	CALABA Alice	2002	ITA	56.75	0.48	9.30	10.15
7	13	56583	NIEDERDORFER Maria	2002	AUT	56.97	0.70	13.52	14.80
8	32	705499	JANCOVA Rebeka	2003	SVK	56.99	0.72	13.90	15.23
9	19	56598	FRITZENWALLNER Teresa	2002	AUT	57.11	0.84	16.18	17.76
10	37	315233	GRBOVIC Zoja	2002	SRB	57.13	0.86	16.56	18.19
11	57	6537059	RESNICK Emma	2003	USA	57.21	0.94	18.07	19.88
12	22	6295752	MATHIOU Sophie	2002	ITA	57.29	1.02	19.58	21.57
13	17	507126	MARKLUND Wilma	2002	SWE	57.32	1.05	20.15	22.21
14	10	516705	DURRER Delia	2002	SUI	57.35	1.08	20.71	22.84
15	5	507133	SAHLIN Emma	2002	SWE	57.39	1.12	21.47	23.69
16	40	245084	TOTH Zita	2002	HUN	57.47	1.20	22.97	25.38
17	6	426395	SUND Malin Sofie	2002	NOR	57.51	1.24	23.72	26.22
18	30	225771	DANIELS Daisi	2002	GBR	57.82	1.55	29.49	32.78
19	21	426437	LUNDER Cathinka	2003	NOR	57.85	1.58	30.04	33.41
19	9	565502	KNIFIC Lina	2002	SLO	57.85	1.58	30.04	33.41
21	3	206901	HAAS Katharina	2002	GER	57.91	1.64	31.15	34.68
22	1	206933	KLEIN Lara	2003	GER	57.97	1.70	32.26	35.95
23	31	6295885	BELFROND Annette	2002	ITA	58.08	1.81	34.28	38.28
24	18	185493	POHJOLAINEN Rosa	2003	FIN	58.42	2.15	40.48	45.47
25	34	355065	BUEHLER Christina	2003	LIE	58.52	2.25	42.29	47.58
26	2	115279	SCHWENCKE Matilde	2003	CHI	58.67	2.40	45.00	50.76
27	24	198215	POGNEAUX Chiara	2002	FRA	58.72	2.45	45.90	51.81
28	43	595020	GUERILLOT Vanina	2002	POR	59.10	2.83	52.67	59.85
29	35	25218	MIJARES RUF Carla	2002	AND	59.12	2.85	53.03	60.27
29	4	565496	MUROVEC Nika	2002	SLO	59.12	2.85	53.03	60.27
31	20	185490	KIVIMAKI Maisa	2002	FIN	59.55	3.28	60.59	69.37
32	42	496486	SUAU Jana	2002	ESP	59.64	3.37	62.16	71.27
33	29	225801	FOSTER Sophie	2003	GBR	1:00.33	4.06	74.03	85.86
34	39	255458	HAUKSDOTTIR Adalbjorg Lilly	2002	ISL	1:00.51	4.24	77.08	89.67
35	46	35287	PEREYRA IRAOLA Esperanza	2002	ARG	1:00.85	4.58	82.79	96.86
36	56	486228	TROFIMOVA Anastasia	2003	RUS	1:01.14	4.87	87.62	102.99
37	27	565501	OPLOTNIK Anja	2002	SLO	1:01.19	4.92	88.45	104.05
38	44	35294	SAINT ANTONIN Sofia	2002	ARG	1:01.32	5.05	90.59	106.80
39	62	325150	LEE Haeun	2003	KOR	1:01.61	5.34	95.34	112.93
40	48	465127	RENTEA Diana Andreea	2002	ROU	1:01.88	5.61	99.73	118.64
41	50	308222	WAKATSUKI Yuka	2002	JPN	1:02.38	6.11	107.74	129.21
42	47	960550	VIEIRA Abigail	2002	TTO	1:02.58	6.31	110.91	133.44
43	38	45460	MICHAEL Zoe	2002	AUS	1:03.02	6.75	117.82	142.75
44	45	695142	SHEPILENKO Kateryna	2002	UKR	1:04.14	7.87	134.97	166.44
45	53	675049	TROITSKAYA Alexandra	2003	KAZ	1:04.42	8.15	139.16	172.36
46	52	825014	FREUDWEILER Mia Nuriah	2003	PAK	1:04.98	8.71	147.45	184.20
47	49	435449	HOPEK Gabriela	2002	POL	1:05.37	9.10	153.13	192.45
48	60	45453	DAVIS Isabella	2002	AUS	1:05.52	9.25	155.30	195.62
49	61	545014	PAYEN CORDERO Daniela	2003	MEX	1:06.17	9.90	164.58	209.37



Results

Résultats / Ergebnisse

Number of Competitors: 62 Number of NOCs: 40

Penalty applied: 68.72

Rank	Bib	FIS Code	Name	Year of Birth	NOC Code	Time	Difference	Distance (m)	Race Points
50	59	235367	KALTSOGIANNI Maria Nikoleta	2003	GRE	1:12.35	16.08	244.48	340.06

DID NOT FINISH: 9 competitors

8	6536821	MACUGA Lauren	2002	USA
12	155994	NOVAKOVA Barbora	2002	CZE
15	108266	MARCHESSAULT Alice	2002	CAN
16	6536833	ROUNTREE-WILLIAMS Nicola	2002	USA
23	198241	DAHON Alizee	2002	FRA
33	516691	VOLKEN Lena	2002	SUI
41	175065	MADSEN Kristiane Roer	2002	DEN
55	426393	MAROEY Sara Madelene	2002	NOR
58	95165	ZLATKOVA Julia	2003	BUL

DID NOT START: 3 competitors

25	108257	BROWN Sarah	2002	CAN
51	265080	HOSEYNI Artemis	2003	IRI
54	961150	ESCOBAR Sarah	2002	ECU

Forerunners:

A-KAUFMANN Léa
D-CARROZ Théo

B-PETER Noé
E-JAQUET Paul

C-LANGUETIN Liam

Conditions on course:

PARTLY CLOUDY

Snow: HARD

Temperature - Start: -1°C / 30°F

Temperature - Finish: 1°C / 34°F



Penalty Calculation

Calcul de la pénalité / Strafberechnung

Best 10 at Finish

F-factor: 1190

Rank	Bib	FIS Code	Name	NOC Code	FIS Points	Best 5	Race Points
1	28	516700	KLOPFENSTEIN Amelie	SUI	95.76		
2	36	198253	McFARLANE Caitlin	FRA	110.00		
3	26	285021	SZOLLOS Noa	ISR	87.71		
4	11	56574	SALZGEBER Amanda	AUT	60.08	60.08	2.75
5	7	507109	ARONSSON ELFMAN Hanna	SWE	54.60	54.60	9.09
6	14	6295861	CALABA Alice	ITA	63.93	63.93	10.15
7	13	56583	NIEDERNDORFER Maria	AUT	73.26	73.26	14.80
8	32	705499	JANCOVA Rebeka	SVK	103.90		
9	19	56598	FRITZENWALLNER Teresa	AUT	82.93	82.93	17.76
10	37	315233	GRBOVIC Zoja	SRB	129.08		

Best 5 FIS Points at Start

Rank	Bib	FIS Code	Name	NOC Code	FIS Points
DNF	8	6536821	MACUGA Lauren	USA	47.92
14	10	516705	DURRER Delia	SUI	50.38
5	7	507109	ARONSSON ELFMAN Hanna	SWE	54.60
4	11	56574	SALZGEBER Amanda	AUT	60.08
6	14	6295861	CALABA Alice	ITA	63.93

TOTALS:

FIS Points of Best 5 at Start (B)	276.91	
FIS Points of Best at Finish in Top 10 (A)		334.80
Race Points of Corresponding Competitors (C)		54.55
Calculated Penalty (A+B-C):10 =>	55.72	
Rounded	55.72	
Category Adder	13.00	
Correction Value (Z)	0.00	
Calculated Penalty	68.72	
Penalty Applied	68.72	

Legend:

DNF Did not finish



Start List

Liste de départ / Startliste

Jury			Technical Data	
FIS Technical Delegate	LOPEZ PRATS Santi	AND	Course Name	Willy Favre
Referee	PUJOL PLANELLA Jordi	FIS	Start Altitude	1697m
Assistant Referee	FLERE Janez	FIS	Finish Altitude	1357m
Chief of Race	CUCHE Theophile	SUI	Vertical Drop	340m
Start Referee	KATO Kiyotaka	JPN	Course Length	1100m
Finish Referee	GAJEWSKI Wojciech	POL	Homologation Number	12910/11/18
Race Information				
Course setter	NESA Ivano	SUI		
Gates/Turning Gates	27/24			
Start Time	10:15			

Number of Competitors: 62 Number of NOCs: 40

Bib	FIS Code	Name	YB	NOC Code	Time
1	206933	KLEIN Lara	2003	GER	
2	115279	SCHWENCKE Matilde	2003	CHI	
3	206901	HAAS KATHARINA	2002	GER	
4	565496	MUROVEC Nika	2002	SLO	
5	507133	SAHLIN Emma	2002	SWE	
6	426395	SUND Malin Sofie	2002	NOR	
7	507109	ARONSSON ELFMAN Hanna	2002	SWE	
8	6536821	MACUGA Lauren	2002	USA	
9	565502	KNIFIC Lina	2002	SLO	
10	516705	DURRER Delia	2002	SUI	
11	56574	SALZGEBER Amanda	2002	AUT	
12	155994	NOVAKOVA Barbora	2002	CZE	
13	56583	NIEDERNDORFER Maria	2002	AUT	
14	6295861	CALABA Alice	2002	ITA	
15	108266	MARCHESSAULT ALICE	2002	CAN	
16	6536833	ROUNTREE-WILLIAMS Nicola	2002	USA	
17	507126	MARKLUND Wilma	2002	SWE	
18	185493	POHJOLAINEN Rosa	2003	FIN	
19	56598	FRITZENWALLNER Teresa	2002	AUT	
20	185490	KIVIMAKI Maisa	2002	FIN	
21	426437	LUNDER Cathinka	2003	NOR	
22	6295752	MATHIOU Sophie	2002	ITA	
23	198241	DAHON Alizee	2002	FRA	
24	198215	POGNEAUX Chiara	2002	FRA	
25	108257	BROWN Sarah	2002	CAN	
26	285021	SZOLLOS Noa	2003	ISR	
27	565501	OLOTNIK Anja	2002	SLO	
28	516700	KLOPFENSTEIN Amelie	2002	SUI	
29	225801	FOSTER Sophie	2003	GBR	
30	225771	DANIELS Daisi	2002	GBR	
31	6295885	BELFROND Annette	2002	ITA	
32	705499	JANCOVA Rebeka	2003	SVK	
33	516691	VOLKEN Lena	2002	SUI	
34	355065	BUEHLER Christina	2003	LIE	
35	25218	MIJARES RUF Carla	2002	AND	
36	198253	MCFARLANE Caitlin	2002	FRA	
37	315233	GRBOVIC Zoja	2002	SRB	
38	45460	MICHAEL Zoe	2002	AUS	
39	255458	HAUKSDOTTIR Adalbjorg Lilly	2002	ISL	
40	245084	TOTH Zita	2002	HUN	
41	175065	MADSEN Kristiane Roer	2002	DEN	
42	496486	SUAU JANA	2002	ESP	
43	595020	GUERILLOT VANINA	2002	POR	
44	35294	SAINT ANTONIN SOFIA	2002	ARG	
45	695142	SHEPILENKO KATERYNA	2002	UKR	
46	35287	PEREYRA IRAOLA ESPERANZA	2002	ARG	
47	960550	VIEIRA Abigail	2002	TTO	
48	465127	RENTEA Diana Andreea	2002	ROU	
49	435449	HOPEK Gabriela	2002	POL	



Start List

Liste de départ / Startliste

Number of Competitors: 62 Number of NOCs: 40

Bib	FIS Code	Name	YB	NOC Code	Time
50	308222	WAKATSUKI YUKA	2002	JPN	_____
51	265080	HOSEYNI ARTEMIS	2003	IRI	_____
52	825014	FREUDWEILER Mia Nuriah	2003	PAK	_____
53	675049	TROITSKAYA Alexandra	2003	KAZ	_____
54	961150	ESCOBAR SARAH	2002	ECU	_____
55	426393	MAROEY Sara Madelene	2002	NOR	_____
56	486228	TROFIMOVA ANASTASIA	2003	RUS	_____
57	6537059	RESNICK Emma	2003	USA	_____
58	95165	ZLATKOVA JULIA	2003	BUL	_____
59	235367	KALTSOGIANNI MARIA NIKOLETA	2003	GRE	_____
60	45453	DAVIS Isabella	2002	AUS	_____
61	545014	PAYEN CORDERO D	2003	MEX	_____
62	325150	LEE Haeun	2003	KOR	_____

Forerunners:

A-KAUFMANN Léa
D-CARROZ Théo

B-PETER Noé
E-JAQUET Paul

C-LANGUETIN Liam


Legend:

YB Year of Birth

LAUSANNE
2020



YOUTH
OLYMPIC
GAMES



Results Book



ALPINE SKIING

Women's Alpine Combined



Entry List by Event

Liste d'inscriptions par épreuve / Einschreibungsliste per Event

As of MON 13 JAN 2020

Number of Competitors: 62 Number of NOCs: 40

NOC	FIS Code	Name	Date of Birth	FIS Points (Rank)
AND - Andorra (1)	25218	MIJARES RUF Carla	28 OCT 2002	-
ARG - Argentina (2)	35287	PEREYRA IRAOLA Esperanza	24 JAN 2002	-
	35294	SAINT ANTONIN Sofia	18 JAN 2002	-
AUS - Australia (2)	45453	DAVIS Isabella	17 NOV 2002	-
	45460	MICHAEL Zoe	3 FEB 2002	-
AUT - Austria (3)	56598	FRITZENWALLNER Teresa	26 DEC 2002	176.85 (487)
	56583	NIEDERNDORFER Maria	29 APR 2002	165.11 (451)
	56574	SALZGEBER Amanda	26 FEB 2002	157.37 (421)
BUL - Bulgaria (1)	95165	ZLATKOVA Julia	12 FEB 2003	-
CAN - Canada (2)	108257	BROWN Sarah	5 JUN 2002	-
	108266	MARCHESSAULT Alice	30 JAN 2002	169.45 (469)
CHI - Chile (1)	115279	SCHWENCKE Matilde	28 NOV 2003	147.43 (373)
CZE - Czech Republic (1)	155994	NOVAKOVA Barbora	6 JAN 2002	188.21 (524)
DEN - Denmark (1)	175065	MADSEN Kristiane Roer	25 JAN 2002	-
ECU - Ecuador (1)	961150	ESCOBAR Sarah	1 FEB 2002	-
ESP - Spain (1)	496486	SUAU Jana	15 SEP 2002	-
FIN - Finland (2)	185490	KIVIMAKI Maisa	19 SEP 2002	178.87 (491)
	185493	POHJOLAINEN Rosa	20 JUL 2003	-
FRA - France (3)	198241	DAHON Alizee	8 MAR 2002	-
	198253	McFARLANE Caitlin	22 MAR 2002	-
	198215	POGNEAUX Chiara	11 SEP 2002	103.37 (223)
GBR - Great Britain (2)	225771	DANIELS Daisi	20 JUL 2002	-
	225801	FOSTER Sophie	28 MAR 2003	-
GER - Germany (2)	206901	HAAS Katharina	3 AUG 2002	132.01 (318)
	206933	KLEIN Lara	26 OCT 2003	125.41 (283)
GRE - Greece (1)	235367	KALTSOGIANNI Maria Nikoleta	17 OCT 2003	-
HUN - Hungary (1)	245084	TOTH Zita	28 MAY 2002	224.74 (621)
IRI - Islamic Republic of Iran (1)	265080	HOSEYNI Artemis	1 MAR 2003	-



Entry List by Event

Liste d'inscriptions par épreuve / Einschreibungsliste per Event

As of MON 13 JAN 2020

Number of Competitors: 62 Number of NOCs: 40

NOC	FIS Code	Name	Date of Birth	FIS Points (Rank)
ISL - Iceland (1)	255458	HAUKSDOTTIR Adalbjorg Lilly	30 JUL 2002	-
ISR - Israel (1)	285021	SZOLLOS Noa	3 FEB 2003	179.69 (493)
ITA - Italy (3)	6295885	BELFROND Annette	11 JUL 2002	108.01 (238)
	6295861	CALABA Alice	23 JAN 2002	125.02 (282)
	6295752	MATHIOU Sophie	5 FEB 2002	100.56 (214)
JPN - Japan (1)	308222	WAKATSUKI Yuka	25 JAN 2002	-
KAZ - Kazakhstan (1)	675049	TROITSKAYA Alexandra	18 DEC 2003	-
KOR - Republic of Korea (1)	325150	LEE Haeun	16 OCT 2003	-
LIE - Liechtenstein (1)	355065	BUEHLER Christina	13 JAN 2003	270.26 (683)
MEX - Mexico (1)	545014	PAYEN CORDERO Daniela	15 JAN 2003	-
NOR - Norway (3)	426437	LUNDER Cathinka	13 APR 2003	-
	426393	MAROEY Sara Madelene	22 MAR 2002	-
	426395	SUND Malin Sofie	13 NOV 2002	105.61 (230)
PAK - Pakistan (1)	825014	FREUDWEILER Mia Nuriah	15 APR 2003	-
POL - Poland (1)	435449	HOPEK Gabriela	18 FEB 2002	-
POR - Portugal (1)	595020	GUERILLOT Vanina	3 JUL 2002	251.23 (661)
ROU - Romania (1)	465127	RENTEA Diana Andreea	14 DEC 2002	-
RUS - Russian Federation (1)	486228	TROFIMOVA Anastasia	28 MAR 2003	-
SLO - Slovenia (3)	565502	KNIFIC Lina	22 SEP 2002	126.57 (286)
	565496	MUROVEC Nika	11 FEB 2002	125.81 (284)
	565501	OPLOJNIK Anja	21 SEP 2002	130.64 (311)
SRB - Serbia (1)	315233	GRBOVIC Zoja	10 NOV 2002	-
SUI - Switzerland (3)	516705	DURRER Delia	14 NOV 2002	67.13 (119)
	516700	KLOPFENSTEIN Amelie	18 SEP 2002	119.45 (270)
	516691	VOLKEN Lena	7 NOV 2002	-



Entry List by Event

Liste d'inscriptions par épreuve / Einschreibungsliste per Event
As of MON 13 JAN 2020

Number of Competitors: 62 Number of NOCs: 40

NOC	FIS Code	Name	Date of Birth	FIS Points (Rank)
SVK - Slovakia (1)	705499	JANCOVA Rebeka	25 AUG 2003	-
SWE - Sweden (3)	507109	ARONSSON ELFMAN Hanna	29 DEC 2002	85.37 (169)
	507126	MARKLUND Wilma	11 AUG 2002	-
	507133	SAHLIN Emma	20 FEB 2002	-
TTO - Trinidad and Tobago (1)	960550	VIEIRA Abigail	9 AUG 2002	-
UKR - Ukraine (1)	695142	SHEPILENKO Kateryna	12 NOV 2002	301.62 (703)
USA - United States of America (3)	6536821	MACUGA Lauren	4 JUL 2002	159.14 (423)
	6537059	RESNICK Emma	23 JUL 2003	-
	6536833	ROUNTREE-WILLIAMS Nicola	7 JUL 2002	-

Legend:

- No points



Results

Résultats / Ergebnisse

Jury			Technical Data			Super-G		Slalom	
FIS Technical Delegate	LOPEZ PRATS Santi	AND	Course Name	Willy Favre		Willy Favre			
Referee	PUJOL PLANELLA Jordi	FIS	Start Altitude	1697m		1488m			
Assistant Referee	FLERE Janez	FIS	Finish Altitude	1357m		1357m			
Chief of Race	CUCHE Theophile	SUI	Vertical Drop	340m		131m			
Start Referee	KATO Kiyotaka	JPN	Course Length	1100m					
Finish Referee	GAJEWSKI Wojciech	POL	Homologation Number	12910/11/18		12912/11/18			
Race Information Super-G			Race Information Slalom						
Course setter	NESA Ivano	SUI	Course setter	LESKINEN Roope		FIN			
Gates/Turning Gates	27/24		Gates/Turning Gates	43/42					
Start Time	10:15		Start Time	12:30					

Number of Competitors: 62 Number of NOCs: 40

Penalty applied: 108.28

Rank	Bib	FIS Code	Name	Year of Birth	NOC Code	Super-G		Slalom		Total	Diff.	Race Points
						Time Rank		Time Rank				
1	11	56574	SALZGEBER Amanda	2002	AUT	56.40	(4)	37.34	(2)	1:33.74		0.00
2	26	285021	SZOLLOS Noa	2003	ISR	56.36	(3)	38.33	(10)	1:34.69	0.95	13.78
3	28	516700	KLOPFENSTEIN Amelie	2002	SUI	56.27	(1)	38.58	(12)	1:34.85	1.11	16.10
4	32	705499	JANCOVA Rebeka	2003	SVK	56.99	(8)	37.88	(6)	1:34.87	1.13	16.39
5	22	6295752	MATHIOU Sophie	2002	ITA	57.29	(12)	37.80	(5)	1:35.09	1.35	19.59
6	17	507126	MARKLUND Wilma	2002	SWE	57.32	(13)	37.78	(4)	1:35.10	1.36	19.73
7	13	56583	NIEDERDORFER Maria	2002	AUT	56.97	(7)	38.19	(8)	1:35.16	1.42	20.60
8	3	206901	HAAS Katharina	2002	GER	57.91	(21)	37.42	(3)	1:35.33	1.59	23.07
9	18	185493	POHJOLAINEN Rosa	2003	FIN	58.42	(24)	36.92	(1)	1:35.34	1.60	23.21
10	10	516705	DURRER Delia	2002	SUI	57.35	(14)	38.25	(9)	1:35.60	1.86	26.99
11	6	426395	SUND Malin Sofie	2002	NOR	57.51	(17)	38.17	(7)	1:35.68	1.94	28.15
12	57	6537059	RESNICK Emma	2003	USA	57.21	(11)	39.00	(14)	1:36.21	2.47	35.84
13	1	206933	KLEIN Lara	2003	GER	57.97	(22)	38.42	(11)	1:36.39	2.65	38.45
14	14	6295861	CALABA Alice	2002	ITA	56.75	(6)	40.10	(20)	1:36.85	3.11	45.12
15	37	315233	GRBOVIC Zoja	2002	SRB	57.13	(10)	40.09	(19)	1:37.22	3.48	50.49
16	24	198215	POGNEAUX Chiara	2002	FRA	58.72	(27)	38.64	(13)	1:37.36	3.62	52.52
17	40	245084	TOTH Zita	2002	HUN	57.47	(16)	40.47	(22)	1:37.94	4.20	60.93
18	9	565502	KNIFIC Lina	2002	SLO	57.85	(19)	40.36	(21)	1:38.21	4.47	64.85
19	34	355065	BUEHLER Christina	2003	LIE	58.52	(25)	39.81	(17)	1:38.33	4.59	66.59
20	21	426437	LUNDER Cathinka	2003	NOR	57.85	(19)	40.89	(25)	1:38.74	5.00	72.54
21	2	115279	SCHWENCKE Matilde	2003	CHI	58.67	(26)	40.47	(22)	1:39.14	5.40	78.34
22	4	565496	MUROVEC Nika	2002	SLO	59.12	(29)	40.83	(24)	1:39.95	6.21	90.10
23	29	225801	FOSTER Sophie	2003	GBR	1:00.33	(33)	39.98	(18)	1:40.31	6.57	95.32
24	27	565501	OPLOTNIK Anja	2002	SLO	1:01.19	(37)	39.28	(15)	1:40.47	6.73	97.64
25	56	486228	TROFIMOVA Anastasia	2003	RUS	1:01.14	(36)	39.70	(16)	1:40.84	7.10	103.01
26	46	35287	PEREYRA IRAOLA Esperanza	2002	ARG	1:00.85	(35)	41.50	(27)	1:42.35	8.61	124.92
27	44	35294	SAINT ANTONIN Sofia	2002	ARG	1:01.32	(38)	41.55	(28)	1:42.87	9.13	132.46
28	50	308222	WAKATSUKI Yuka	2002	JPN	1:02.38	(41)	41.47	(26)	1:43.85	10.11	146.68
29	48	465127	RENTEA Diana Andreea	2002	ROU	1:01.88	(40)	43.30	(31)	1:45.18	11.44	165.97
30	52	825014	FREUDWEILER Mia Nuriah	2003	PAK	1:04.98	(46)	41.77	(29)	1:46.75	13.01	188.75
31	45	695142	SHEPILENKO Kateryna	2002	UKR	1:04.14	(44)	42.88	(30)	1:47.02	13.28	192.67
32	47	960550	VIEIRA Abigail	2002	TTO	1:02.58	(42)	44.97	(32)	1:47.55	13.81	200.36

DID NOT FINISH SLALOM: 17 competitors

5	507133	SAHLIN Emma	2002	SWE
7	507109	ARONSSON ELFMAN Hanna	2002	SWE
19	56598	FRITZENWALLNER Teresa	2002	AUT
20	185490	KIVIMAKI Maisa	2002	FIN
30	225771	DANIELS Daisi	2002	GBR
31	6295885	BELFROND Annette	2002	ITA
36	198253	McFARLANE Caitlin	2002	FRA
38	45460	MICHAEL Zoe	2002	AUS
39	255458	HAUKSDOTTIR Adalbjorg Lilly	2002	ISL
42	496486	SUAU Jana	2002	ESP
43	595020	GUERILLOT Vanina	2002	POR
49	435449	HOPEK Gabriela	2002	POL
53	675049	TROITSKAYA Alexandra	2003	KAZ
59	235367	KALTSOGIANNI Maria Nikoleta	2003	GRE
60	45453	DAVIS Isabella	2002	AUS



Results

Résultats / Ergebnisse

Number of Competitors: 62 Number of NOCs: 40

Penalty applied: 108.28

Rank	Bib	FIS Code	Name	Year of Birth	NOC Code	Super-G	Slalom	Total	Diff.	Race Points
						Time Rank	Time Rank			

61	545014	PAYEN CORDERO Daniela	2003	MEX						
62	325150	LEE Haeun	2003	KOR						

DISQUALIFIED SLALOM: 1 competitor

35	25218	MIJARES RUF Carla	2002	AND		Gate 7		Rule 629.3		
----	-------	-------------------	------	-----	--	--------	--	------------	--	--

DID NOT FINISH SUPER-G: 9 competitors

8	6536821	MACUGA Lauren	2002	USA						
12	155994	NOVAKOVA Barbora	2002	CZE						
15	108266	MARCHESSAULT Alice	2002	CAN						
16	6536833	ROUNTREE-WILLIAMS Nicola	2002	USA						
23	198241	DAHON Alizee	2002	FRA						
33	516691	VOLKEN Lena	2002	SUI						
41	175065	MADSEN Kristiane Roer	2002	DEN						
55	426393	MAROEY Sara Madelene	2002	NOR						
58	95165	ZLATKOVA Julia	2003	BUL						

DID NOT START SUPER-G: 3 competitors

25	108257	BROWN Sarah	2002	CAN						
51	265080	HOSEYNI Artemis	2003	IRI						
54	961150	ESCOBAR Sarah	2002	ECU						

Reason for disqualification:

629.3 Did not pass through a gate correctly (art. 661.4).

Forerunners:			
Super-G	A-KAUFMANN Léa	B-PETER Noé	C-LANGUETIN Liam
	D-CARROZ Théo	E-JAQUET Paul	
Slalom	A-KAUFMANN Léa	B-RUFFIEUX Tom	C-PITTEX Aya
	D-HUBERT Léa		

Conditions on course:			
Super-G	PARTLY CLOUDY	Snow: HARD	Temperature - Start: -1°C / 30°F
Slalom	SUNNY	Snow: HARD	Temperature - Start: -3°C / 27°F
			Temperature - Finish: 1°C / 34°F
			Temperature - Finish: 1°C / 34°F



Penalty Calculation

Calcul de la pénalité / Strafberechnung

Best 10 at Finish

F-factor: 1360

Rank	Bib	FIS Code	Name	NOC Code	FIS Points	Best 5	Race Points
1	11	56574	SALZGEBER Amanda	AUT	157.37	157.37	0.00
2	26	285021	SZOLLOS Noa	ISR	179.69		
3	28	516700	KLOPFENSTEIN Amelie	SUI	119.45	119.45	16.10
4	32	705499	JANCOVA Rebeka	SVK	-		
5	22	6295752	MATHIOU Sophie	ITA	100.56	100.56	19.59
6	17	507126	MARKLUND Wilma	SWE	-		
7	13	56583	NIEDERNDORFER Maria	AUT	165.11		
8	3	206901	HAAS Katharina	GER	132.01	132.01	23.07
9	18	185493	POHJOLAINEN Rosa	FIN	-		
10	10	516705	DURRER Delia	SUI	67.13	67.13	26.99

Best 5 FIS Points at Start

Rank	Bib	FIS Code	Name	NOC Code	FIS Points
10	10	516705	DURRER Delia	SUI	67.13
DNF	7	507109	ARONSSON ELFMAN Hanna	SWE	85.37
5	22	6295752	MATHIOU Sophie	ITA	100.56
16	24	198215	POGNEAUX Chiara	FRA	103.37
11	6	426395	SUND Malin Sofie	NOR	105.61

TOTALS:

FIS Points of Best 5 at Start (B)	462.04	
FIS Points of Best at Finish in Top 10 (A)		576.52
Race Points of Corresponding Competitors (C)		85.75
Calculated Penalty (A+B-C):10 =>	95.28	
Rounded	95.28	
Category Adder	13.00	
Correction Value (Z)	0.00	
Calculated Penalty	108.28	
Penalty Applied	108.28	

Legend:

DNF Did not finish



Start List

Liste de départ / Startliste

Jury			Technical Data		
FIS Technical Delegate	LOPEZ PRATS Santi	AND	Course Name	Willy Favre	Willy Favre
Referee	PUJOL PLANELLA Jordi	FIS	Start Altitude	1697m	1488m
Assistant Referee	FLERE Janez	FIS	Finish Altitude	1357m	1357m
Chief of Race	CUCHE Theophile	SUI	Vertical Drop	340m	131m
Start Referee	KATO Kiyotaka	JPN	Course Length	1100m	
Finish Referee	GAJEWSKI Wojciech	POL	Homologation Number	12910/11/18	12912/11/18
Race Information Super-G			Race Information Slalom		
Course setter	NESA Ivano	SUI	Course setter	LESKINEN Roope	FIN
Gates/Turning Gates	27/24		Gates/Turning Gates		
Start Time	10:15		Start Time	12:30	

Number of Competitors: 62 Number of NOCs: 40

Bib	FIS Code	Name	YB	NOC Code	Super-G
1	206933	KLEIN Lara	2003	GER	_____
2	115279	SCHWENCKE Matilde	2003	CHI	_____
3	206901	HAAS Katharina	2002	GER	_____
4	565496	MUROVEC Nika	2002	SLO	_____
5	507133	SAHLIN Emma	2002	SWE	_____
6	426395	SUND Malin Sofie	2002	NOR	_____
7	507109	ARONSSON ELFMAN Hanna	2002	SWE	_____
8	6536821	MACUGA Lauren	2002	USA	_____
9	565502	KNIFIC Lina	2002	SLO	_____
10	516705	DURRER Delia	2002	SUI	_____
11	56574	SALZGEBER Amanda	2002	AUT	_____
12	155994	NOVAKOVA Barbora	2002	CZE	_____
13	56583	NIEDERNDORFER Maria	2002	AUT	_____
14	6295861	CALABA Alice	2002	ITA	_____
15	108266	MARCHESSAULT Alice	2002	CAN	_____
16	6536833	ROUNTREE-WILLIAMS Nicola	2002	USA	_____
17	507126	MARKLUND Wilma	2002	SWE	_____
18	185493	POHJOLAINEN Rosa	2003	FIN	_____
19	56598	FRITZENWALLNER Teresa	2002	AUT	_____
20	185490	KIVIMAKI Maisa	2002	FIN	_____
21	426437	LUNDER Cathinka	2003	NOR	_____
22	6295752	MATHIOU Sophie	2002	ITA	_____
23	198241	DAHON Alizee	2002	FRA	_____
24	198215	POGNEAUX Chiara	2002	FRA	_____
25	108257	BROWN Sarah	2002	CAN	_____
26	285021	SZOLLOS Noa	2003	ISR	_____
27	565501	OLOTNIK Anja	2002	SLO	_____
28	516700	KLOPFENSTEIN Amelie	2002	SUI	_____
29	225801	FOSTER Sophie	2003	GBR	_____
30	225771	DANIELS Daisi	2002	GBR	_____
31	6295885	BELFROND Annette	2002	ITA	_____
32	705499	JANCOVA Rebeka	2003	SVK	_____
33	516691	VOLKEN Lena	2002	SUI	_____
34	355065	BUEHLER Christina	2003	LIE	_____
35	25218	MIJARES RUF Carla	2002	AND	_____
36	198253	McFARLANE Caitlin	2002	FRA	_____
37	315233	GRBOVIC Zoja	2002	SRB	_____
38	45460	MICHAEL Zoe	2002	AUS	_____
39	255458	HAUKSDOTTIR Adalbjorg Lilly	2002	ISL	_____
40	245084	TOTH Zita	2002	HUN	_____
41	175065	MADSEN Kristiane Roer	2002	DEN	_____
42	496486	SUAU Jana	2002	ESP	_____
43	595020	GUERILLOT Vanina	2002	POR	_____
44	35294	SAINT ANTONIN Sofia	2002	ARG	_____
45	695142	SHEPILENKO Kateryna	2002	UKR	_____
46	35287	PEREYRA IRAOLA Esperanza	2002	ARG	_____
47	960550	VIEIRA Abigail	2002	TTO	_____
48	465127	RENTEA Diana Andreea	2002	ROU	_____
49	435449	HOPEK Gabriela	2002	POL	_____



FRI 10 JAN 2020
Start Time 10:15



Run 1
Manche 1 / 1. Lauf

Start List

Liste de départ / Startliste

Number of Competitors: 62 Number of NOCs: 40

Bib	FIS Code	Name	YB	NOC Code	Super-G
50	308222	WAKATSUKI Yuka	2002	JPN	_____
51	265080	HOSEYNI Artemis	2003	IRI	_____
52	825014	FREUDWEILER Mia Nuriah	2003	PAK	_____
53	675049	TROITSKAYA Alexandra	2003	KAZ	_____
54	961150	ESCOBAR Sarah	2002	ECU	_____
55	426393	MAROEY Sara Madelene	2002	NOR	_____
56	486228	TROFIKOVA Anastasia	2003	RUS	_____
57	6537059	RESNICK Emma	2003	USA	_____
58	95165	ZLATKOVA Julia	2003	BUL	_____
59	235367	KALTSOGIANNI Maria Nikoleta	2003	GRE	_____
60	45453	DAVIS Isabella	2002	AUS	_____
61	545014	PAYEN CORDERO Daniela	2003	MEX	_____
62	325150	LEE Haeun	2003	KOR	_____

Forerunners:
Super-G

A-KAUFMANN Léa

D-CARROZ Théo

Slalom

A-KAUFMANN Léa

D-HUBERT Léa

B-PETER Noé

E-JAQUET Paul

B-RUFFIEUX Tom

C-LANGUETIN Liam

C-PITTEX Aya

Legend:

YB Year of Birth



Results

Résultats / Ergebnisse

Jury			Technical Data			Super-G		Slalom	
FIS Technical Delegate	LOPEZ PRATS Santi	AND	Course Name	Willy Favre		Willy Favre			
Referee	PUJOL PLANELLA Jordi	FIS	Start Altitude	1697m		1488m			
Assistant Referee	FLERE Janez	FIS	Finish Altitude	1357m		1357m			
Chief of Race	CUCHE Theophile	SUI	Vertical Drop	340m		131m			
Start Referee	KATO Kiyotaka	JPN	Course Length	1100m					
Finish Referee	GAJEWSKI Wojciech	POL	Homologation Number	12910/11/18		12912/11/18			
Race Information Super-G			Race Information Slalom						
Course setter	NESA Ivano	SUI	Course setter	LESKINEN Roope		FIN			
Gates/Turning Gates	27/24		Gates/Turning Gates						
Start Time	10:15		Start Time	12:30					

Number of Competitors: 62 Number of NOCs: 40

Rank	Bib	FIS Code	Name	Year of Birth	NOC Code	Time	Difference	Distance (m)
1	28	516700	KLOPFENSTEIN Amelie	2002	SUI	56.27		
2	36	198253	McFARLANE Caitlin	2002	FRA	56.35	0.08	1.56
3	26	285021	SZOLLOS Noa	2003	ISR	56.36	0.09	1.76
4	11	56574	SALZGEBER Amanda	2002	AUT	56.40	0.13	2.54
5	7	507109	ARONSSON ELFMAN Hanna	2002	SWE	56.70	0.43	8.34
6	14	6295861	CALABA Alice	2002	ITA	56.75	0.48	9.30
7	13	56583	NIEDERNDORFER Maria	2002	AUT	56.97	0.70	13.52
8	32	705499	JANCOVA Rebeka	2003	SVK	56.99	0.72	13.90
9	19	56598	FRITZENWALLNER Teresa	2002	AUT	57.11	0.84	16.18
10	37	315233	GRBOVIC Zoja	2002	SRB	57.13	0.86	16.56
11	57	6537059	RESNICK Emma	2003	USA	57.21	0.94	18.07
12	22	6295752	MATHIOU Sophie	2002	ITA	57.29	1.02	19.58
13	17	507126	MARKLUND Wilma	2002	SWE	57.32	1.05	20.15
14	10	516705	DURRER Delia	2002	SUI	57.35	1.08	20.71
15	5	507133	SAHLIN Emma	2002	SWE	57.39	1.12	21.47
16	40	245084	TOTH Zita	2002	HUN	57.47	1.20	22.97
17	6	426395	SUND Malin Sofie	2002	NOR	57.51	1.24	23.72
18	30	225771	DANIELS Daisi	2002	GBR	57.82	1.55	29.49
19	21	426437	LUNDER Cathinka	2003	NOR	57.85	1.58	30.04
19	9	565502	KNIFIC Lina	2002	SLO	57.85	1.58	30.04
21	3	206901	HAAS Katharina	2002	GER	57.91	1.64	31.15
22	1	206933	KLEIN Lara	2003	GER	57.97	1.70	32.26
23	31	6295885	BELFROND Annette	2002	ITA	58.08	1.81	34.28
24	18	185493	POHJOLAINEN Rosa	2003	FIN	58.42	2.15	40.48
25	34	355065	BUEHLER Christina	2003	LIE	58.52	2.25	42.29
26	2	115279	SCHWENCKE Matilde	2003	CHI	58.67	2.40	45.00
27	24	198215	POGNEAUX Chiara	2002	FRA	58.72	2.45	45.90
28	43	595020	GUERILLOT Vanina	2002	POR	59.10	2.83	52.67
29	35	25218	MIJARES RUF Carla	2002	AND	59.12	2.85	53.03
29	4	565496	MUROVEC Nika	2002	SLO	59.12	2.85	53.03
31	20	185490	KIVIMAKI Maisa	2002	FIN	59.55	3.28	60.59
32	42	496486	SUAU Jana	2002	ESP	59.64	3.37	62.16
33	29	225801	FOSTER Sophie	2003	GBR	1:00.33	4.06	74.03
34	39	255458	HAUKSDOTTIR Adalbjorg Lilly	2002	ISL	1:00.51	4.24	77.08
35	46	35287	PEREYRA IRAOLA Esperanza	2002	ARG	1:00.85	4.58	82.79
36	56	486228	TROFIMOVA Anastasia	2003	RUS	1:01.14	4.87	87.62
37	27	565501	OPLOTNIK Anja	2002	SLO	1:01.19	4.92	88.45
38	44	35294	SAINT ANTONIN Sofia	2002	ARG	1:01.32	5.05	90.59
39	62	325150	LEE Haeun	2003	KOR	1:01.61	5.34	95.34
40	48	465127	RENTEA Diana Andreea	2002	ROU	1:01.88	5.61	99.73
41	50	308222	WAKATSUKI Yuka	2002	JPN	1:02.38	6.11	107.74
42	47	960550	VIEIRA Abigail	2002	TTO	1:02.58	6.31	110.91
43	38	45460	MICHAEL Zoe	2002	AUS	1:03.02	6.75	117.82
44	45	695142	SHEPILENKO Kateryna	2002	UKR	1:04.14	7.87	134.97
45	53	675049	TROITSKAYA Alexandra	2003	KAZ	1:04.42	8.15	139.16
46	52	825014	FREUDWEILER Mia Nuriah	2003	PAK	1:04.98	8.71	147.45
47	49	435449	HOPEK Gabriela	2002	POL	1:05.37	9.10	153.13
48	60	45453	DAVIS Isabella	2002	AUS	1:05.52	9.25	155.30
49	61	545014	PAYEN CORDERO Daniela	2003	MEX	1:06.17	9.90	164.58



FRI 10 JAN 2020

Start Time 10:15

Alpine Skiing

Ski Alpin / Ski Alpin

Women's Alpine Combined

Combiné alpin - femmes / Kombination der Frauen

Run 1

Manche 1 / 1. Lauf



Results

Résultats / Ergebnisse

Number of Competitors: 62 Number of NOCs: 40

Rank	Bib	FIS Code	Name	Year of Birth	NOC Code	Time	Difference	Distance (m)
50	59	235367	KALTSOGIANNI Maria Nikoleta	2003	GRE	1:12.35	16.08	244.48

DID NOT FINISH SUPER-G: 9 competitors

8	6536821	MACUGA Lauren	2002	USA
12	155994	NOVAKOVA Barbora	2002	CZE
15	108266	MARCHESSAULT Alice	2002	CAN
16	6536833	ROUNTREE-WILLIAMS Nicola	2002	USA
23	198241	DAHON Alizee	2002	FRA
33	516691	VOLKEN Lena	2002	SUI
41	175065	MADSEN Kristiane Roer	2002	DEN
55	426393	MAROEY Sara Madelene	2002	NOR
58	95165	ZLATKOVA Julia	2003	BUL

DID NOT START SUPER-G: 3 competitors

25	108257	BROWN Sarah	2002	CAN
51	265080	HOSEYNI Artemis	2003	IRI
54	961150	ESCOBAR Sarah	2002	ECU

Forerunners:

Super-G	A-KAUFMANN Léa D-CARROZ Théo	B-PETER Noé E-JAQUET Paul	C-LANGUETIN Liam
Slalom	A-KAUFMANN Léa D-HUBERT Léa	B-RUFFIEUX Tom	C-PITTEX Aya

Conditions on course:

Super-G	PARTLY CLOUDY	Snow: HARD	Temperature - Start: -1°C / 30°F	Temperature - Finish: 1°C / 34°F
----------------	---------------	-------------------	---	---



Start List

Liste de départ / Startliste

Jury			Technical Data			Super-G			Slalom		
FIS Technical Delegate	LOPEZ PRATS Santi	AND	Course Name	Willy Favre			Willy Favre				
Referee	PUJOL PLANELLA Jordi	FIS	Start Altitude	1697m			1488m				
Assistant Referee	FLERE Janez	FIS	Finish Altitude	1357m			1357m				
Chief of Race	CUCHE Theophile	SUI	Vertical Drop	340m			131m				
Start Referee	KATO Kiyotaka	JPN	Course Length	1100m							
Finish Referee	GAJEWSKI Wojciech	POL	Homologation Number	12910/11/18			12912/11/18				
Race Information Super-G			Race Information Slalom								
Course setter	NESA Ivano	SUI	Course setter	LESKINEN Roope			FIN				
Gates/Turning Gates	27/24		Gates/Turning Gates	43/42							
Start Time	10:15		Start Time	12:30							

Number of Competitors: 50 Number of NOCs: 34

Start Order	Bib	FIS Code	Name	YB	NOC Code	Super-G	Diff.	Rank	Slalom	Total
1	4	565496	MUROVEC Nika	2002	SLO	59.12	2.85	29		
2	35	25218	MIJARES RUF Carla	2002	AND	59.12	2.85	29		
3	43	595020	GUERILLOT Vanina	2002	POR	59.10	2.83	28		
4	24	198215	POGNEAUX Chiara	2002	FRA	58.72	2.45	27		
5	2	115279	SCHWENCKE Matilde	2003	CHI	58.67	2.40	26		
6	34	355065	BUEHLER Christina	2003	LIE	58.52	2.25	25		
7	18	185493	POHJOLAINEN Rosa	2003	FIN	58.42	2.15	24		
8	31	6295885	BELFROND Annette	2002	ITA	58.08	1.81	23		
9	1	206933	KLEIN Lara	2003	GER	57.97	1.70	22		
10	3	206901	HAAS Katharina	2002	GER	57.91	1.64	21		
11	9	565502	KNIFIC Lina	2002	SLO	57.85	1.58	19		
12	21	426437	LUNDER Cathinka	2003	NOR	57.85	1.58	19		
13	30	225771	DANIELS Daisi	2002	GBR	57.82	1.55	18		
14	6	426395	SUND Malin Sofie	2002	NOR	57.51	1.24	17		
15	40	245084	TOTH Zita	2002	HUN	57.47	1.20	16		
16	5	507133	SAHLIN Emma	2002	SWE	57.39	1.12	15		
17	10	516705	DURRER Delia	2002	SUI	57.35	1.08	14		
18	17	507126	MARKLUND Wilma	2002	SWE	57.32	1.05	13		
19	22	6295752	MATHIOU Sophie	2002	ITA	57.29	1.02	12		
20	57	6537059	RESNICK Emma	2003	USA	57.21	0.94	11		
21	37	315233	GRBOVIC Zoja	2002	SRB	57.13	0.86	10		
22	19	56598	FRITZENWALLNER Teresa	2002	AUT	57.11	0.84	9		
23	32	705499	JANCOVA Rebeka	2003	SVK	56.99	0.72	8		
24	13	56583	NIEDERNDORFER Maria	2002	AUT	56.97	0.70	7		
25	14	6295861	CALABA Alice	2002	ITA	56.75	0.48	6		
26	7	507109	ARONSSON ELFMAN Hanna	2002	SWE	56.70	0.43	5		
27	11	56574	SALZGEBER Amanda	2002	AUT	56.40	0.13	4		
28	26	285021	SZOLLOS Noa	2003	ISR	56.36	0.09	3		
29	36	198253	McFARLANE Caitlin	2002	FRA	56.35	0.08	2		
30	28	516700	KLOPFENSTEIN Amelie	2002	SUI	56.27		1		
31	20	185490	KIVIMAKI Maisa	2002	FIN	59.55	3.28	31		
32	42	496486	SUAU Jana	2002	ESP	59.64	3.37	32		
33	29	225801	FOSTER Sophie	2003	GBR	1:00.33	4.06	33		
34	39	255458	HAUKSDOTTIR Adalbjorg Lilly	2002	ISL	1:00.51	4.24	34		
35	46	35287	PEREYRA IRAOLA Esperanza	2002	ARG	1:00.85	4.58	35		
36	56	486228	TROFIMOVA Anastasia	2003	RUS	1:01.14	4.87	36		
37	27	565501	OPLOTNIK Anja	2002	SLO	1:01.19	4.92	37		
38	44	35294	SAINT ANTONIN Sofia	2002	ARG	1:01.32	5.05	38		
39	62	325150	LEE Haeun	2003	KOR	1:01.61	5.34	39		
40	48	465127	RENTEA Diana Andreea	2002	ROU	1:01.88	5.61	40		
41	50	308222	WAKATSUKI Yuka	2002	JPN	1:02.38	6.11	41		
42	47	960550	VIEIRA Abigail	2002	TTO	1:02.58	6.31	42		
43	38	45460	MICHAEL Zoe	2002	AUS	1:03.02	6.75	43		
44	45	695142	SHEPILLENKO Kateryna	2002	UKR	1:04.14	7.87	44		
45	53	675049	TROITSKAYA Alexandra	2003	KAZ	1:04.42	8.15	45		
46	52	825014	FREUDWEILER Mia Nuriah	2003	PAK	1:04.98	8.71	46		
47	49	435449	HOPEK Gabriela	2002	POL	1:05.37	9.10	47		
48	60	45453	DAVIS Isabella	2002	AUS	1:05.52	9.25	48		
49	61	545014	PAYEN CORDERO Daniela	2003	MEX	1:06.17	9.90	49		



SAT 11 JAN 2020
Start Time 12:30



Start List

Liste de départ / Startliste

Number of Competitors: 50 Number of NOCs: 34

Start Order	Bib	FIS Code	Name	YB	NOC Code	Super-G	Diff.	Rank	Slalom	Total
50	59	235367	KALTSOGIANNI Maria Nikoleta	2003	GRE	1:12.35	16.08	50		

Forerunners:


Super-G	A-KAUFMANN Léa D-CARROZ Théo	B-PETER Noé E-JAQUET Paul	C-LANGUETIN Liam
Slalom	A-KAUFMANN Léa D-HUBERT Léa	B-RUFFIEUX Tom	C-PITTEX Aya

Legend:
YB Year of Birth

LAUSANNE
2020



YOUTH
OLYMPIC
GAMES



Results Book



ALPINE SKIING

Men's Slalom



Entry List by Event

Liste d'inscriptions par épreuve / Einschreibungsliste per Event

As of MON 13 JAN 2020

Number of Competitors: 77 Number of NOCs: 55

NOC	FIS Code	Name	Date of Birth	FIS Points (Rank)
ALB - Albania (1)	800027	LEONETTI Ezio	15 OCT 2002	278.33 (4968)
AND - Andorra (1)	20478	ACOSTA Ty	21 AUG 2002	80.20 (1662)
ARG - Argentina (2)	30479	ALARCON Bautista	4 JUL 2002	69.55 (1320)
	30488	GRAVIER Tiziano	12 MAR 2002	57.96 (923)
AUS - Australia (2)	40712	HOFFMAN Thomas	13 AUG 2002	56.60 (870)
	40717	STEGGALL Joey	17 JUL 2003	132.67 (3173)
AUT - Austria (3)	54734	HOFFMANN Philip	29 AUG 2002	43.32 (469)
	54735	LOTTER Valentin	27 OCT 2002	52.66 (752)
	54733	WIESER Vincent	12 NOV 2002	72.72 (1429)
BEL - Belgium (1)	60319	MASQUELIER Louis	15 FEB 2003	81.61 (1720)
BIH - Bosnia and Herzegovina (1)	710387	BICAKCIC Alen	10 NOV 2003	189.40 (4195)
BLR - Belarus (1)	660036	DAVYDOUSKI Maksim	15 FEB 2002	143.12 (3423)
BUL - Bulgaria (1)	92799	STOILOV Konstantin	17 FEB 2002	68.10 (1268)
CAN - Canada (2)	6100238	LATULIPPE Louis	29 MAY 2002	47.15 (585)
	6100274	WOOD Mackenzie	30 JUN 2002	45.03 (523)
CHI - Chile (1)	110473	PIROZZI Nicolas	12 FEB 2002	71.01 (1369)
CHN - People's Republic of China (1)	120153	YI Xiaoyang	12 NOV 2003	139.25 (3321)
CRO - Croatia (1)	380401	LJUTIC Tvrtko	8 SEP 2002	56.76 (875)
CZE - Czech Republic (1)	151350	KUBES David	26 MAR 2002	76.03 (1531)
ESP - Spain (1)	492380	SANCHEZ Juan	2 JAN 2002	108.51 (2552)
EST - Estonia (1)	390050	DANILAS Hans Markus	6 OCT 2003	136.12 (3245)
FIN - Finland (2)	180919	HALLBERG Eduard	6 AUG 2003	73.75 (1460)
	180904	TAPANAINEN Jaakko	19 JAN 2002	44.08 (486)
FRA - France (3)	6191203	AULNETTE Auguste	29 OCT 2002	43.71 (477)
	6191194	BESSIERE Victor	21 FEB 2002	53.67 (789)
	6191238	SAMBUIS Baptiste	30 JAN 2002	52.56 (748)



Entry List by Event

Liste d'inscriptions par épreuve / Einschreibungsliste per Event

As of MON 13 JAN 2020

Number of Competitors: 77 Number of NOCs: 55

NOC	FIS Code	Name	Date of Birth	FIS Points (Rank)
GBR - Great Britain (2)	221512	CUNNINGHAM Jack	23 MAR 2002	77.89 (1585)
	221509	HOLMES Robert	24 AUG 2002	69.95 (1332)
GEO - Georgia (1)	680076	KOZANASHVILI Nodar	22 JAN 2002	208.15 (4437)
GER - Germany (2)	203108	GEISSLER-HAUBER Max	18 AUG 2002	57.57 (905)
	203095	SENNHOFER Marinus	21 MAR 2002	66.77 (1214)
GRE - Greece (1)	230789	MARMARELLIS Christos	14 JUN 2002	101.71 (2341)
HAI - Haiti (1)	6191228	FLORINDO Mackenson	7 APR 2002	249.29 (4806)
HKG - Hong Kong, China (1)	958805	ALMIRALL PEREZ Miguel Chi Hung	11 OCT 2003	243.33 (4751)
HUN - Hungary (1)	240166	TRUNK Tamas	30 JUL 2003	104.38 (2422)
IRI - Islamic Republic of Iran (1)	260456	SABA Roham	8 JAN 2003	193.27 (4244)
IRL - Ireland (1)	270084	RYAN Matthew	2 MAR 2002	61.48 (1049)
ISL - Iceland (1)	250459	GUDMUNDSSON Gauti	15 JUL 2002	115.16 (2732)
ITA - Italy (3)	6294207	ABBRUZZESE Marco	10 AUG 2002	48.88 (637)
	6294276	ILLARIUZZI Gian Maria	11 MAR 2002	81.90 (1727)
	6294499	SARACCO Edoardo	23 FEB 2003	58.06 (928)
JPN - Japan (1)	6301337	KIMISHIMA Ohra	28 JUN 2002	50.91 (694)
KAZ - Kazakhstan (1)	670102	SHLEMOV Vladislav	3 DEC 2002	174.71 (3996)
KOR - Republic of Korea (1)	320496	KIM Siwon	19 JUL 2002	95.14 (2131)
KOS - Kosovo (1)	942046	KOKAJ Drin	28 AUG 2003	235.02 (4691)
LAT - Latvia (1)	550119	GULBIS Kristofers	29 APR 2003	121.63 (2903)
LBN - Lebanon (1)	340588	ISKANDAR Ray	1 JUN 2002	245.25 (4767)
LTU - Lithuania (1)	780035	LAPIENIS Vakariss Jokubas	23 NOV 2003	141.90 (3388)



Entry List by Event

Liste d'inscriptions par épreuve / Einschreibungsliste per Event

As of MON 13 JAN 2020

Number of Competitors: 77 Number of NOCs: 55

NOC	FIS Code	Name	Date of Birth	FIS Points (Rank)
LUX - Luxembourg (1)	360054	KEGHIAN Joachim	26 DEC 2003	144.60 (3461)
MKD - Republic of North Macedonia (1)	750112	LAZARESKI Mirko	31 JUL 2003	177.26 (4033)
NOR - Norway (3)	422810	MYKLEBUST Sindre	19 MAY 2002	67.17 (1231)
	422824	REMSOEY Mikkel	4 AUG 2002	44.96 (514)
	422851	SELLAEG Simen	19 FEB 2003	65.57 (1179)
NZL - New Zealand (1)	410456	MESSENGER Harrison	12 DEC 2003	118.30 (2827)
POL - Poland (1)	430854	SANETRA Bartlomiej	1 JUN 2002	81.24 (1708)
POR - Portugal (1)	590044	RAMOS Manuel	5 SEP 2002	268.03 (4916)
ROU - Romania (1)	460151	STANESCU Andrei Tudor	13 JUL 2003	138.79 (3308)
RSA - South Africa (1)	570040	RATELEKI Thabo	4 JAN 2003	239.21 (4718)
RUS - Russian Federation (1)	482138	ZVERIAN Roman	6 SEP 2002	51.86 (732)
SLO - Slovenia (3)	561435	AZNOH Rok	9 SEP 2002	70.46 (1354)
	561432	KRIZAJ Martin	5 OCT 2002	59.55 (985)
	561430	STOJANOVIC Rok	24 OCT 2002	79.82 (1651)
SMR - San Marino (1)	450038	TAMAGNINI Alberto	31 AUG 2002	226.22 (4624)
SRB - Serbia (1)	310456	PANTELIC Ugljesa	27 NOV 2002	126.02 (3008)
SUI - Switzerland (3)	512497	GINI Silvano	8 APR 2002	58.99 (966)
	512513	RODUIT Luc	1 MAR 2002	54.06 (802)
	512495	ZURBRUEGG Sandro	21 SEP 2002	73.63 (1455)
SVK - Slovakia (1)	700985	ZAMPA Teo	12 OCT 2002	229.06 (4643)
SWE - Sweden (3)	502590	ERMESKOG Lukas	10 JUL 2003	57.72 (913)
	502498	GILLBERG Oskar	15 OCT 2002	45.28 (529)
	502502	HOFSTEDT Adam	15 FEB 2002	42.31 (440)
THA - Thailand (1)	900006	HIRANRAT Natthawut	6 AUG 2003	381.82 (5258)
TUR - Turkey (1)	520217	BERKIN Derin	31 AUG 2002	80.57 (1678)



Entry List by Event

Liste d'inscriptions par épreuve / Einschreibungsliste per Event

As of MON 13 JAN 2020

Number of Competitors: 77 Number of NOCs: 55

NOC	FIS Code	Name	Date of Birth	FIS Points (Rank)
UKR - Ukraine (1)	690782	FILIAK Taras	22 MAR 2002	88.85 (1955)
USA - United States of America (3)	6533011	GILLIS Daniel	28 JUL 2002	69.86 (1330)
	6533070	PARYS Maxx	27 JAN 2002	57.54 (903)
	6533062	PENNINGTON Trent	8 MAY 2002	101.65 (2340)

Legend:

- No points



Results

Résultats / Ergebnisse

Jury			Technical Data		
FIS Technical Delegate	BLANC Patrick	FRA	Course Name	Willy Favre	
Referee	ROSSEL Wim	FIS	Start Altitude	1488m	
Assistant Referee	PUJOL PLANELLA Jordi	FIS	Finish Altitude	1341m	
Chief of Race	CUCHE Theophile	SUI	Vertical Drop	147m	
Start Referee	KATO Kiyotaka	JPN	Homologation Number	12912/11/18	
Finish Referee	GAJEWSKI Wojciech	POL			
Race Information Run 1			Race Information Run 2		
Course setter	GAILLARD Benoit	FRA	Course setter	WILLIAMS Doug	CAN
Gates/Turning Gates	48/46		Gates/Turning Gates	48/46	
Start Time	11:00		Start Time	15:00	

Number of Competitors: 77 Number of NOCs: 55

Penalty applied: 39.90

Rank	Bib	FIS Code	Name	Year of Birth	NOC Code	Run 1		Run 2		Total	Diff.	Race Points
						Time	Rank	Time	Rank			
1	4	502502	HOFSTEDT Adam	2002	SWE	36.08	(1)	40.02	(3)	1:16.10		0.00
2	13	512513	RODUIT Luc	2002	SUI	37.24	(4)	40.18	(4)	1:17.42	1.32	12.66
3	22	6294499	SARACCO Edoardo	2003	ITA	36.81	(2)	40.97	(12)	1:17.78	1.68	16.12
4	1	502498	GILLBERG Oskar	2002	SWE	37.90	(8)	39.98	(2)	1:17.88	1.78	17.07
5	17	380401	LJUTIC Tvrtko	2002	CRO	37.46	(6)	40.45	(7)	1:17.91	1.81	17.36
6	9	6294207	ABRUZZESE Marco	2002	ITA	38.06	(9)	39.87	(1)	1:17.93	1.83	17.55
7	27	203095	SENNHOFER Marinus	2002	GER	37.88	(7)	40.20	(5)	1:18.08	1.98	18.99
8	8	6191238	SAMBUIS Baptiste	2002	FRA	37.38	(5)	40.74	(8)	1:18.12	2.02	19.38
9	19	203108	GEISSLER-HAUBER Max	2002	GER	38.07	(10)	40.31	(6)	1:18.38	2.28	21.87
10	10	6100238	LATULIPPE Louis	2002	CAN	38.43	(15)	40.96	(11)	1:19.39	3.29	31.56
11	14	6301337	KIMISHIMA Ohra	2002	JPN	38.54	(17)	40.94	(10)	1:19.48	3.38	32.42
12	12	482138	ZVERIAN Roman	2002	RUS	38.73	(18)	40.80	(9)	1:19.53	3.43	32.90
13	37	180919	HALLBERG Eduard	2003	FIN	38.48	(16)	41.15	(14)	1:19.63	3.53	33.86
14	36	512495	ZURBRUEGG Sandro	2002	SUI	38.40	(13)	41.43	(17)	1:19.83	3.73	35.78
15	21	30488	GRAVIER Tiziano	2002	ARG	39.20	(23)	41.43	(17)	1:20.63	4.53	43.45
16	45	6294276	ILLARIUZZI Gian Maria	2002	ITA	39.24	(24)	41.66	(20)	1:20.90	4.80	46.04
17	34	110473	PIROZZI Nicolas	2002	CHI	39.84	(28)	41.13	(13)	1:20.97	4.87	46.72
18	43	430854	SANETRA Bartlomiej	2002	POL	39.65	(26)	41.34	(16)	1:20.99	4.89	46.91
19	38	151350	KUBES David	2002	CZE	39.11	(22)	42.02	(22)	1:21.13	5.03	48.25
20	31	6533011	GILLIS Daniel	2002	USA	39.82	(27)	41.82	(21)	1:21.64	5.54	53.14
21	41	20478	ACOSTA Ty	2002	AND	40.16	(29)	41.55	(19)	1:21.71	5.61	53.81
22	51	492380	SANCHEZ Juan	2002	ESP	39.59	(25)	42.40	(23)	1:21.99	5.89	56.50
23	46	690782	FILIAK Taras	2002	UKR	40.66	(30)	42.66	(24)	1:23.32	7.22	69.26
24	26	422851	SELLAEG Simen	2003	NOR	42.43	(37)	41.18	(15)	1:23.61	7.51	72.04
25	16	40712	HOFFMAN Thomas	2002	AUS	38.22	(12)	45.44	(31)	1:23.66	7.56	72.52
26	42	520217	BERKIN Derin	2002	TUR	41.26	(32)	43.20	(25)	1:24.46	8.36	80.19
27	56	40717	STEGGALL Joey	2003	AUS	41.03	(31)	44.32	(27)	1:25.35	9.25	88.73
28	50	240166	TRUNK Tamas	2003	HUN	41.93	(36)	43.69	(26)	1:25.62	9.52	91.32
29	57	390050	DANILAS Hans Markus	2003	EST	42.84	(39)	44.59	(28)	1:27.43	11.33	108.68
30	58	460151	STANESCU Andrei Tudor	2003	ROU	42.49	(38)	45.71	(32)	1:28.20	12.10	116.07
30	55	310456	PANTELIC Ugljesa	2002	SRB	41.91	(35)	46.29	(33)	1:28.20	12.10	116.07
32	64	750112	LAZARESKI Mirko	2003	MKD	43.01	(40)	45.20	(29)	1:28.21	12.11	116.17
33	49	230789	MARMARELLIS Christos	2002	GRE	43.55	(42)	45.32	(30)	1:28.87	12.77	122.50
34	60	780035	LAPIENIS Vakaris Jokubas	2003	LTU	47.40	(46)	48.00	(34)	1:35.40	19.30	185.14
35	68	450038	TAMAGNINI Alberto	2002	SMR	47.63	(48)	49.99	(35)	1:37.62	21.52	206.43
36	75	590044	RAMOS Manuel	2002	POR	51.25	(49)	52.53	(36)	1:43.78	27.68	265.52
37	69	700985	ZAMPA Teo	2002	SVK	41.64	(34)	1:05.05	(39)	1:46.69	30.59	293.44
38	73	340588	ISKANDAR Ray	2002	LBN	53.40	(50)	55.29	(37)	1:48.69	32.59	312.62
39	71	570040	RATELEKI Thabo	2003	RSA	54.08	(51)	1:05.82	(40)	1:59.90	43.80	420.16
40	77	900006	HIRANRAT Natthawut	2003	THA	1:09.68	(52)	1:00.29	(38)	2:09.97	53.87	516.76

DID NOT FINISH RUN 2: 10 competitors

3	54734	HOFFMANN Philip	2002	AUT
7	6100274	WOOD Mackenzie	2002	CAN
18	6533070	PARYS Maxx	2002	USA
28	422810	MYKLEBUST Sindre	2002	NOR
29	92799	STOILOV Konstantin	2002	BUL
30	30479	ALARCON Bautista	2002	ARG
52	250459	GUDMUNDSSON Gauti	2002	ISL



Results

Résultats / Ergebnisse

Number of Competitors: 77 Number of NOCs: 55

Penalty applied: 39.90

Rank	Bib	FIS Code	Name	Year of Birth	NOC Code	Run 1	Run 2	Total	Diff.	Race Points
						Time Rank	Time Rank			
	62	360054	KEGHIAN Joachim	2003	LUX					
	65	710387	BICAKCIC Alen	2003	BIH					
	76	800027	LEONETTI Ezio	2002	ALB					

DISQUALIFIED RUN 2: 2 competitors

32	221509	HOLMES Robert	2002	GBR		Gate 33	Rule 629.3
63	670102	SHLEMOV Vladislav	2002	KAZ		Gate 18	Rule 629.3

DID NOT FINISH RUN 1: 23 competitors

5	422824	REMSOEY Mikkel	2002	NOR			
6	180904	TAPANAINEN Jaakko	2002	FIN			
11	54735	LOTTER Valentin	2002	AUT			
15	6191194	BESSIERE Victor	2002	FRA			
20	502590	ERMESKOG Lukas	2003	SWE			
23	512497	GINI Silvano	2002	SUI			
24	561432	KRIZAJ Martin	2002	SLO			
25	270084	RYAN Matthew	2002	IRL			
33	561435	AZNOH Rok	2002	SLO			
35	54733	WIESER Vincent	2002	AUT			
39	221512	CUNNINGHAM Jack	2002	GBR			
40	561430	STOJANOVIC Rok	2002	SLO			
44	60319	MASQUELIER Louis	2003	BEL			
47	320496	KIM Siwon	2002	KOR			
48	6533062	PENNINGTON Trent	2002	USA			
53	410456	MESSINGER Harrison	2003	NZL			
54	550119	GULBIS Kristofers	2003	LAT			
59	120153	YI Xiaoyang	2003	CHN			
61	660036	DAVYDOUSKI Maksim	2002	BLR			
66	260456	SABA Roham	2003	IRI			
67	680076	KOZANASHVILI Nodar	2002	GEO			
72	958805	ALMIRALL PEREZ Miguel Chi Hung	2003	HKG			
74	6191228	FLORINDO Mackenson	2002	HAI			

DISQUALIFIED RUN 1: 2 competitors

2	6191203	AULNETTE Auguste	2002	FRA	Gate 42	Rule 629.3
70	942046	KOKAJ Drin	2003	KOS	Gate 48	Rule 629.3

Reason for disqualification:

629.3 Did not pass through a gate correctly (art. 661.4).

Forerunners:							
Run 1	A-COCHARD Alex	SUI	B-OPPLIGER Julien	SUI	C-STOECKLIN Luca	SUI	
	D-FRACHEBOUD Thibault	SUI					
Run 2	A-COCHARD Alex	SUI	B-OPPLIGER Julien	SUI	C-STOECKLIN Luca	SUI	
	D-FRACHEBOUD Thibault	SUI					

Conditions on course:							
Run 1	SUNNY	Snow: HARD	Temperature - Start: -2°C / 28°F	Temperature - Finish: 1°C / 34°F			
Run 2	SUNNY	Snow: HARD	Temperature - Start: 4°C / 39°F	Temperature - Finish: 6°C / 43°F			



Penalty Calculation

Calcul de la pénalité / Strafberechnung

Best 10 at Finish

F-factor: 730

Rank	Bib	FIS Code	Name	NOC Code	FIS Points	Best 5	Race Points
1	4	502502	HOFSTEDT Adam	SWE	42.31	42.31	0.00
2	13	512513	RODUIT Luc	SUI	54.06		
3	22	6294499	SARACCO Edoardo	ITA	58.06		
4	1	502498	GILLBERG Oskar	SWE	45.28	45.28	17.07
5	17	380401	LJUTIC Tvrko	CRO	56.76		
6	9	6294207	ABRUZZESE Marco	ITA	48.88	48.88	17.55
7	27	203095	SENNHOFER Marinus	GER	66.77		
8	8	6191238	SAMBUIS Baptiste	FRA	52.56	52.56	19.38
9	19	203108	GEISLER-HAUBER Max	GER	57.57		
10	10	6100238	LATULIPPE Louis	CAN	47.15	47.15	31.56

Best 5 FIS Points at Start

Rank	Bib	FIS Code	Name	NOC Code	FIS Points
1	4	502502	HOFSTEDT Adam	SWE	42.31
DNF	3	54734	HOFFMANN Philip	AUT	43.32
DSQ	2	6191203	AULNETTE Auguste	FRA	43.71
DNF	6	180904	TAPANAINEN Jaakko	FIN	44.08
DNF	5	422824	REMSOEY Mikkel	NOR	44.96

TOTALS:

FIS Points of Best 5 at Start (B)	218.38	
FIS Points of Best at Finish in Top 10 (A)		236.18
Race Points of Corresponding Competitors (C)		85.56
Calculated Penalty (A+B-C):10 =>	36.90	
Rounded	36.90	
Category Adder	3.00	
Correction Value (Z)	0.00	
Calculated Penalty	39.90	
Penalty Applied	39.90	

Legend:

DNF Did not finish DSQ Disqualified



Start List

Liste de départ / Startliste

Jury		
FIS Technical Delegate	BLANC Patrick	FRA
Referee	ROSSEL Wim	FIS
Assistant Referee	PUJOL PLANELLA Jordi	FIS
Chief of Race	CUCHE Theophile	SUI
Start Referee	KATO Kiyotaka	JPN
Finish Referee	GAJEWSKI Wojciech	POL

Race Information Run 1		
Course setter	GAILLARD Benoit	FRA
Gates/Turning Gates	48/46	
Start Time	11:00	

Technical Data	
Course Name	Willy Favre
Start Altitude	1488m
Finish Altitude	1341m
Vertical Drop	147m
Homologation Number	12912/11/18

Race Information Run 2		
Course setter	WILLIAMS Doug	CAN
Gates/Turning Gates		
Start Time	15:00	

Number of Competitors: 77 Number of NOCs: 55

Bib	FIS Code	Name	YB	NOC Code	Time
1	502498	GILLBERG Oskar	2002	SWE	_____
2	6191203	AULNETTE Auguste	2002	FRA	_____
3	54734	HOFFMANN Philip	2002	AUT	_____
4	502502	HOFSTEDT Adam	2002	SWE	_____
5	422824	REMSOEY Mikkel	2002	NOR	_____
6	180904	TAPANAINEN Jaakko	2002	FIN	_____
7	6100274	WOOD Mackenzie	2002	CAN	_____
8	6191238	SAMBUIS Baptiste	2002	FRA	_____
9	6294207	ABBRUZZESE Marco	2002	ITA	_____
10	6100238	LATULIPPE Louis	2002	CAN	_____
11	54735	LOTTER Valentin	2002	AUT	_____
12	482138	ZVERIAN Roman	2002	RUS	_____
13	512513	RODUIT Luc	2002	SUI	_____
14	6301337	KIMISHIMA Ohra	2002	JPN	_____
15	6191194	BESSIERE Victor	2002	FRA	_____
16	40712	HOFFMAN Thomas	2002	AUS	_____
17	380401	LJUTIC Tvrtko	2002	CRO	_____
18	6533070	PARYS Maxx	2002	USA	_____
19	203108	GEISLER-HAUBER Max	2002	GER	_____
20	502590	ERMESKOG Lukas	2003	SWE	_____
21	30488	GRAVIER Tiziano	2002	ARG	_____
22	6294499	SARACCO Edoardo	2003	ITA	_____
23	512497	GINI Silvano	2002	SUI	_____
24	561432	KRIZAJ Martin	2002	SLO	_____
25	270084	RYAN Matthew	2002	IRL	_____
26	422851	SELLAEG Simen	2003	NOR	_____
27	203095	SENNHOFER Marinus	2002	GER	_____
28	422810	MYKLEBUST Sindre	2002	NOR	_____
29	92799	STOILOV Konstantin	2002	BUL	_____
30	30479	ALARCON Bautista	2002	ARG	_____
31	6533011	GILLIS Daniel	2002	USA	_____
32	221509	HOLMES Robert	2002	GBR	_____
33	561435	AZNOH Rok	2002	SLO	_____
34	110473	PIROZZI Nicolas	2002	CHI	_____
35	54733	WIESER Vincent	2002	AUT	_____
36	512495	ZURBRUEGG Sandro	2002	SUI	_____
37	180919	HALLBERG Eduard	2003	FIN	_____
38	151350	KUBES David	2002	CZE	_____
39	221512	CUNNINGHAM Jack	2002	GBR	_____
40	561430	STOJANOVIC Rok	2002	SLO	_____
41	20478	ACOSTA Ty	2002	AND	_____
42	520217	BERKIN Derin	2002	TUR	_____
43	430854	SANETRA Bartlomiej	2002	POL	_____
44	60319	MASQUELIER Louis	2003	BEL	_____
45	6294276	ILLARIUZZI Gian Maria	2002	ITA	_____
46	690782	FILIAK Taras	2002	UKR	_____
47	320496	KIM Siwon	2002	KOR	_____
48	6533062	PENNINGTON Trent	2002	USA	_____
49	230789	MARMARELLIS Christos	2002	GRE	_____



Start List

Liste de départ / Startliste

Number of Competitors: 77 Number of NOCs: 55

Bib	FIS Code	Name	YB	NOC Code	Time
50	240166	TRUNK Tamas	2003	HUN	_____
51	492380	SANCHEZ Juan	2002	ESP	_____
52	250459	GUDMUNDSSON Gauti	2002	ISL	_____
53	410456	MESSENGER Harrison	2003	NZL	_____
54	550119	GULBIS Kristofers	2003	LAT	_____
55	310456	PANTELIC Ugljesa	2002	SRB	_____
56	40717	STEGGALL Joey	2003	AUS	_____
57	390050	DANILAS Hans Markus	2003	EST	_____
58	460151	STANESCU Andrei Tudor	2003	ROU	_____
59	120153	YI Xiaoyang	2003	CHN	_____
60	780035	LAPIENIS Vakariss Jokubas	2003	LTU	_____
61	660036	DAVYDOUSKI Maksim	2002	BLR	_____
62	360054	KEGHIAN Joachim	2003	LUX	_____
63	670102	SHLEMOV Vladislav	2002	KAZ	_____
64	750112	LAZARESKI Mirko	2003	MKD	_____
65	710387	BICAKCIC Alen	2003	BIH	_____
66	260456	SABA Roham	2003	IRI	_____
67	680076	KOZANASHVILI Nodar	2002	GEO	_____
68	450038	TAMAGNINI Alberto	2002	SMR	_____
69	700985	ZAMPA Teo	2002	SVK	_____
70	942046	KOKAJ Drin	2003	KOS	_____
71	570040	RATELEKI Thabo	2003	RSA	_____
72	958805	ALMIRALL PEREZ Miguel Chi Hung	2003	HKG	_____
73	340588	ISKANDAR Ray	2002	LBN	_____
74	6191228	FLORINDO Mackenson	2002	HAI	_____
75	590044	RAMOS Manuel	2002	POR	_____
76	800027	LEONETTI Ezio	2002	ALB	_____
77	900006	HIRANRAT Natthawut	2003	THA	_____

Forerunners:

Run 1	A-COCHARD Alex	SUI	B-OPPLIGER Julien	SUI	C-STOECKLIN Luca	SUI
	D-FRACHEBOUD Thibault	SUI				
Run 2	A-COCHARD Alex	SUI	B-OPPLIGER Julien	SUI	C-STOECKLIN Luca	SUI
	D-FRACHEBOUD Thibault	SUI				

Legend:

YB Year of Birth



Results

Résultats / Ergebnisse

Jury			Technical Data		
FIS Technical Delegate	BLANC Patrick	FRA	Course Name	Willy Favre	
Referee	ROSSEL Wim	FIS	Start Altitude	1488m	
Assistant Referee	PUJOL PLANELLA Jordi	FIS	Finish Altitude	1341m	
Chief of Race	CUCHE Theophile	SUI	Vertical Drop	147m	
Start Referee	KATO Kiyotaka	JPN	Homologation Number	12912/11/18	
Finish Referee	GAJEWSKI Wojciech	POL			
Race Information Run 1			Race Information Run 2		
Course setter	GAILLARD Benoit	FRA	Course setter	WILLIAMS Doug	CAN
Gates/Turning Gates	48/46		Gates/Turning Gates		
Start Time	11:00		Start Time	15:00	

Number of Competitors: 77 Number of NOCs: 55

Rank	Bib	FIS Code	Name	Year of Birth	NOC Code	Time	Difference
1	4	502502	HOFSTEDT Adam	2002	SWE	36.08	
2	22	6294499	SARACCO Edoardo	2003	ITA	36.81	0.73
3	3	54734	HOFFMANN Philip	2002	AUT	37.22	1.14
4	13	512513	RODUIT Luc	2002	SUI	37.24	1.16
5	8	6191238	SAMBUIS Baptiste	2002	FRA	37.38	1.30
6	17	380401	LJUTIC Tvrto	2002	CRO	37.46	1.38
7	27	203095	SENNHOFER Marinus	2002	GER	37.88	1.80
8	1	502498	GILLBERG Oskar	2002	SWE	37.90	1.82
9	9	6294207	ABBRUZZESE Marco	2002	ITA	38.06	1.98
10	19	203108	GEISSLER-HAUBER Max	2002	GER	38.07	1.99
11	29	92799	STOILOV Konstantin	2002	BUL	38.19	2.11
12	16	40712	HOFFMAN Thomas	2002	AUS	38.22	2.14
13	36	512495	ZURBRUEGG Sandro	2002	SUI	38.40	2.32
14	28	422810	MYKLEBUST Sindre	2002	NOR	38.42	2.34
15	10	6100238	LATULIPPE Louis	2002	CAN	38.43	2.35
16	37	180919	HALLBERG Eduard	2003	FIN	38.48	2.40
17	14	6301337	KIMISHIMA Ohra	2002	JPN	38.54	2.46
18	12	482138	ZVERIAN Roman	2002	RUS	38.73	2.65
19	32	221509	HOLMES Robert	2002	GBR	38.96	2.88
20	30	30479	ALARCON Bautista	2002	ARG	39.00	2.92
21	7	6100274	WOOD Mackenzie	2002	CAN	39.07	2.99
22	38	151350	KUBES David	2002	CZE	39.11	3.03
23	21	30488	GRAVIER Tiziano	2002	ARG	39.20	3.12
24	45	6294276	ILLARIUZZI Gian Maria	2002	ITA	39.24	3.16
25	51	492380	SANCHEZ Juan	2002	ESP	39.59	3.51
26	43	430854	SANETRA Bartlomiej	2002	POL	39.65	3.57
27	31	6533011	GILLIS Daniel	2002	USA	39.82	3.74
28	34	110473	PIROZZI Nicolas	2002	CHI	39.84	3.76
29	41	20478	ACOSTA Ty	2002	AND	40.16	4.08
30	46	690782	FILIAK Taras	2002	UKR	40.66	4.58
31	56	40717	STEGGALL Joey	2003	AUS	41.03	4.95
32	42	520217	BERKIN Derin	2002	TUR	41.26	5.18
33	52	250459	GUDMUNDSSON Gauti	2002	ISL	41.50	5.42
34	69	700985	ZAMPA Teo	2002	SVK	41.64	5.56
35	55	310456	PANTELIC Ugljesa	2002	SRB	41.91	5.83
36	50	240166	TRUNK Tamas	2003	HUN	41.93	5.85
37	26	422851	SELLAEG Simen	2003	NOR	42.43	6.35
38	58	460151	STANESCU Andrei Tudor	2003	ROU	42.49	6.41
39	57	390050	DANILAS Hans Markus	2003	EST	42.84	6.76
40	64	750112	LAZARESKI Mirko	2003	MKD	43.01	6.93
41	63	670102	SHLEMOV Vladislav	2002	KAZ	43.35	7.27
42	49	230789	MARMARELLIS Christos	2002	GRE	43.55	7.47
43	76	800027	LEONETTI Ezio	2002	ALB	44.23	8.15
44	65	710387	BICAKCIC Alen	2003	BIH	45.15	9.07
45	62	360054	KEGHIAN Joachim	2003	LUX	46.40	10.32
46	60	780035	LAPIENIS Vakariss Jokubas	2003	LTU	47.40	11.32
47	18	6533070	PARYS Maxx	2002	USA	47.43	11.35
48	68	450038	TAMAGNINI Alberto	2002	SMR	47.63	11.55
49	75	590044	RAMOS Manuel	2002	POR	51.25	15.17



Results

Résultats / Ergebnisse

Number of Competitors: 77 Number of NOCs: 55

Rank	Bib	FIS Code	Name	Year of Birth	NOC Code	Time	Difference
50	73	340588	ISKANDAR Ray	2002	LBN	53.40	17.32
51	71	570040	RATELEKI Thabo	2003	RSA	54.08	18.00
52	77	900006	HIRANRAT Natthawut	2003	THA	1:09.68	33.60

DID NOT FINISH RUN 1: 23 competitors

5	422824	REMSOEY Mikkel	2002	NOR
6	180904	TAPANAINEN Jaakko	2002	FIN
11	54735	LOTTER Valentin	2002	AUT
15	6191194	BESSIERE Victor	2002	FRA
20	502590	ERMESKOG Lukas	2003	SWE
23	512497	GINI Silvano	2002	SUI
24	561432	KRIZAJ Martin	2002	SLO
25	270084	RYAN Matthew	2002	IRL
33	561435	AZNOH Rok	2002	SLO
35	54733	WIESER Vincent	2002	AUT
39	221512	CUNNINGHAM Jack	2002	GBR
40	561430	STOJANOVIC Rok	2002	SLO
44	60319	MASQUELIER Louis	2003	BEL
47	320496	KIM Siwon	2002	KOR
48	6533062	PENNINGTON Trent	2002	USA
53	410456	MESSENGER Harrison	2003	NZL
54	550119	GULBIS Kristofers	2003	LAT
59	120153	YI Xiaoyang	2003	CHN
61	660036	DAVYDOUSKI Maksim	2002	BLR
66	260456	SABA Roham	2003	IRI
67	680076	KOZANASHVILI Nodar	2002	GEO
72	958805	ALMIRALL PEREZ Miguel Chi Hung	2003	HKG
74	6191228	FLORINDO Mackenson	2002	HAI

DISQUALIFIED RUN 1: 2 competitors

2	6191203	AULNETTE Auguste	2002	FRA	Gate 42	Rule 629.3
70	942046	KOKAJ Drin	2003	KOS	Gate 48	Rule 629.3

Reason for disqualification:

629.3 Did not pass through a gate correctly (art. 661.4).

Forerunners:							
Run 1	A-COCHARD Alex	SUI	B-OPPLIGER Julien	SUI	C-STOECKLIN Luca	SUI	
	D-FRACHEBOUD Thibault	SUI					
Run 2	A-COCHARD Alex	SUI	B-OPPLIGER Julien	SUI	C-STOECKLIN Luca	SUI	
	D-FRACHEBOUD Thibault	SUI					

Conditions on course:

Run 1	SUNNY	Snow: HARD	Temperature - Start: -2°C / 28°F	Temperature - Finish: 1°C / 34°F
-------	-------	------------	----------------------------------	----------------------------------



Start List

Liste de départ / Startliste

REVISED
14 JAN 16:10

Jury

FIS Technical Delegate	BLANC Patrick	FRA
Referee	ROSSEL Wim	FIS
Assistant Referee	PUJOL PLANELLA Jordi	FIS
Chief of Race	CUCHE Theophile	SUI
Start Referee	KATO Kiyotaka	JPN
Finish Referee	GAJEWSKI Wojciech	POL

Race Information Run 1

Course setter	GAILLARD Benoit	FRA
Gates/Turning Gates	48/46	
Start Time	11:00	

Technical Data

Course Name	Willy Favre
Start Altitude	1488m
Finish Altitude	1341m
Vertical Drop	147m
Homologation Number	12912/11/18

Race Information Run 2

Course setter	WILLIAMS Doug	CAN
Gates/Turning Gates	48/46	
Start Time	15:00	

Number of Competitors: 52 Number of NOCs: 42

Start Order	Bib	FIS Code	Name	YB	NOC Code	Run 1	Diff.	Rank	Run 2	Total
1	46	690782	FILIAK Taras	2002	UKR	40.66	4.58	30		
2	41	20478	ACOSTA Ty	2002	AND	40.16	4.08	29		
3	34	110473	PIROZZI Nicolas	2002	CHI	39.84	3.76	28		
4	31	6533011	GILLIS Daniel	2002	USA	39.82	3.74	27		
5	43	430854	SANETRA Bartlomiej	2002	POL	39.65	3.57	26		
6	51	492380	SANCHEZ Juan	2002	ESP	39.59	3.51	25		
7	45	6294276	ILLARIUZZI Gian Maria	2002	ITA	39.24	3.16	24		
8	21	30488	GRAVIER Tiziano	2002	ARG	39.20	3.12	23		
9	38	151350	KUBES David	2002	CZE	39.11	3.03	22		
10	7	6100274	WOOD Mackenzie	2002	CAN	39.07	2.99	21		
11	30	30479	ALARCON Bautista	2002	ARG	39.00	2.92	20		
12	32	221509	HOLMES Robert	2002	GBR	38.96	2.88	19		
13	12	482138	ZVERIAN Roman	2002	RUS	38.73	2.65	18		
14	14	6301337	KIMISHIMA Ohra	2002	JPN	38.54	2.46	17		
15	37	180919	HALLBERG Eduard	2003	FIN	38.48	2.40	16		
16	10	6100238	LATULIPPE Louis	2002	CAN	38.43	2.35	15		
17	28	422810	MYKLEBUST Sindre	2002	NOR	38.42	2.34	14		
18	36	512495	ZURBRUEGG Sandro	2002	SUI	38.40	2.32	13		
19	16	40712	HOFFMAN Thomas	2002	AUS	38.22	2.14	12		
20	29	92799	STOILOV Konstantin	2002	BUL	38.19	2.11	11		
21	19	203108	GEISSLER-HAUBER Max	2002	GER	38.07	1.99	10		
22	9	6294207	ABBRUZZESE Marco	2002	ITA	38.06	1.98	9		
23	1	502498	GILLBERG Oskar	2002	SWE	37.90	1.82	8		
24	27	203095	SENNHOFER Marinus	2002	GER	37.88	1.80	7		
25	17	380401	LJUTIC Tvrtko	2002	CRO	37.46	1.38	6		
26	8	6191238	SAMBUIS Baptiste	2002	FRA	37.38	1.30	5		
27	13	512513	RODUIT Luc	2002	SUI	37.24	1.16	4		
28	3	54734	HOFFMANN Philip	2002	AUT	37.22	1.14	3		
29	22	6294499	SARACCO Edoardo	2003	ITA	36.81	0.73	2		
30	4	502502	HOFSTEDT Adam	2002	SWE	36.08		1		
31	56	40717	STEGGALL Joey	2003	AUS	41.03	4.95	31		
32	42	520217	BERKIN Derin	2002	TUR	41.26	5.18	32		
33	52	250459	GUDMUNDSSON Gauti	2002	ISL	41.50	5.42	33		
34	69	700985	ZAMPA Teo	2002	SVK	41.64	5.56	34		
35	55	310456	PANTELIC Ugljesa	2002	SRB	41.91	5.83	35		
36	50	240166	TRUNK Tamas	2003	HUN	41.93	5.85	36		
37	26	422851	SELLAEG Simen	2003	NOR	42.43	6.35	37		
38	58	460151	STANESCU Andrei Tudor	2003	ROU	42.49	6.41	38		
39	57	390050	DANILAS Hans Markus	2003	EST	42.84	6.76	39		
40	64	750112	LAZARESKI Mirko	2003	MKD	43.01	6.93	40		
41	63	670102	SHLEMOV Vladislav	2002	KAZ	43.35	7.27	41		
42	49	230789	MARMARELLIS Christos	2002	GRE	43.55	7.47	42		
43	76	800027	LEONETTI Ezio	2002	ALB	44.23	8.15	43		
44	65	710387	BICAKCIC Alen	2003	BIH	45.15	9.07	44		
45	62	360054	KEGHIAN Joachim	2003	LUX	46.40	10.32	45		
46	60	780035	LAPIENIS Vakariss Jokubas	2003	LTU	47.40	11.32	46		
47	18	6533070	PARYS Maxx	2002	USA	47.43	11.35	47		
48	68	450038	TAMAGNINI Alberto	2002	SMR	47.63	11.55	48		
49	75	590044	RAMOS Manuel	2002	POR	51.25	15.17	49		



TUE 14 JAN 2020
Start Time 15:00

Alpine Skiing
Ski alpin / Ski Alpin

Men's Slalom

Slalom - hommes / Slalom der Männer

Run 2

Manche 2 / 2. Lauf



Start List

Liste de départ / Startliste

REVISED
14 JAN 16:10

Number of Competitors: 52 Number of NOCs: 42

Start Order	Bib	FIS Code	Name	YB	NOC Code	Run 1	Diff.	Rank	Run 2	Total
50	73	340588	ISKANDAR Ray	2002	LBN	53.40	17.32	50		
51	71	570040	RATELEKI Thabo	2003	RSA	54.08	18.00	51		
52	77	900006	HIRANRAT Natthawut	2003	THA	1:09.68	33.60	52		

Forerunners:

Run 1	A-COCHARD Alex	SUI	B-OPPLIGER Julien	SUI	C-STOECKLIN Luca	SUI
	D-FRACHEBOUD Thibault	SUI				
Run 2	A-COCHARD Alex	SUI	B-OPPLIGER Julien	SUI	C-STOECKLIN Luca	SUI
	D-FRACHEBOUD Thibault	SUI				


Legend:
YB Year of Birth

REVISED Jury list has been updated.

LAUSANNE
2020



YOUTH
OLYMPIC
GAMES



Results Book



ALPINE SKIING

Men's Giant Slalom



Entry List by Event

Liste d'inscriptions par épreuve / Einschreibungsliste per Event
As of MON 13 JAN 2020

Number of Competitors: 77 Number of NOCs: 55

NOC	FIS Code	Name	Date of Birth	FIS Points (Rank)
ALB - Albania (1)	800027	LEONETTI Ezio	15 OCT 2002	132.41 (3397)
AND - Andorra (1)	20478	ACOSTA Ty	21 AUG 2002	64.50 (1233)
ARG - Argentina (2)	30479	ALARCON Bautista	4 JUL 2002	58.31 (1000)
	30488	GRAVIER Tiziano	12 MAR 2002	49.98 (672)
AUS - Australia (2)	40712	HOFFMAN Thomas	13 AUG 2002	60.64 (1073)
	40717	STEGGALL Joey	17 JUL 2003	118.34 (3011)
AUT - Austria (3)	54734	HOFFMANN Philip	29 AUG 2002	44.53 (531)
	54735	LOTTER Valentin	27 OCT 2002	43.32 (504)
	54733	WIESER Vincent	12 NOV 2002	44.70 (535)
BEL - Belgium (1)	60319	MASQUELIER Louis	15 FEB 2003	68.89 (1403)
BIH - Bosnia and Herzegovina (1)	710387	BICAKCIC Alen	10 NOV 2003	172.96 (4158)
BLR - Belarus (1)	660036	DAVYDOUSKI Maksim	15 FEB 2002	-
BUL - Bulgaria (1)	92799	STOILOV Konstantin	17 FEB 2002	69.56 (1428)
CAN - Canada (2)	6100238	LATULIPPE Louis	29 MAY 2002	66.38 (1322)
	6100274	WOOD Mackenzie	30 JUN 2002	56.10 (927)
CHI - Chile (1)	110473	PIROZZI Nicolas	12 FEB 2002	50.96 (708)
CHN - People's Republic of China (1)	120153	YI Xiaoyang	12 NOV 2003	123.88 (3155)
CRO - Croatia (1)	380401	LJUTIC Tvrtko	8 SEP 2002	76.68 (1685)
CZE - Czech Republic (1)	151350	KUBES David	26 MAR 2002	54.58 (885)
ESP - Spain (1)	492380	SANCHEZ Juan	2 JAN 2002	84.99 (1981)
EST - Estonia (1)	390050	DANILAS Hans Markus	6 OCT 2003	-
FIN - Finland (2)	180919	HALLBERG Eduard	6 AUG 2003	85.11 (1987)
	180904	TAPANAINEN Jaakko	19 JAN 2002	66.63 (1337)
FRA - France (3)	6191203	AULNETTE Auguste	29 OCT 2002	53.89 (849)
	6191194	BESSIERE Victor	21 FEB 2002	46.18 (578)
	6191238	SAMBUIS Baptiste	30 JAN 2002	60.50 (1067)



Entry List by Event

Liste d'inscriptions par épreuve / Einschreibungsliste per Event

As of MON 13 JAN 2020

Number of Competitors: 77 Number of NOCs: 55

NOC	FIS Code	Name	Date of Birth	FIS Points (Rank)
GBR - Great Britain (2)	221512	CUNNINGHAM Jack	23 MAR 2002	70.70 (1462)
	221509	HOLMES Robert	24 AUG 2002	71.86 (1514)
GEO - Georgia (1)	680076	KOZANASHVILI Nodar	22 JAN 2002	-
GER - Germany (2)	203108	GEISSLER-HAUBER Max	18 AUG 2002	74.78 (1617)
	203095	SENNHOFER Marinus	21 MAR 2002	63.11 (1177)
GRE - Greece (1)	230789	MARMARELLIS Christos	14 JUN 2002	128.09 (3273)
HAI - Haiti (1)	6191228	FLORINDO Mackenson	7 APR 2002	230.04 (4724)
HKG - Hong Kong, China (1)	958805	ALMIRALL PEREZ Miguel Chi Hung	11 OCT 2003	228.67 (4713)
HUN - Hungary (1)	240166	TRUNK Tamas	30 JUL 2003	98.63 (2468)
IRI - Islamic Republic of Iran (1)	260456	SABA Roham	8 JAN 2003	176.34 (4216)
IRL - Ireland (1)	270084	RYAN Matthew	2 MAR 2002	66.02 (1297)
ISL - Iceland (1)	250459	GUDMUNDSSON Gauti	15 JUL 2002	119.60 (3040)
ITA - Italy (3)	6294207	ABBRUZZESE Marco	10 AUG 2002	50.56 (693)
	6294276	ILLARIUZZI Gian Maria	11 MAR 2002	50.43 (690)
	6294499	SARACCO Edoardo	23 FEB 2003	57.87 (987)
JPN - Japan (1)	6301337	KIMISHIMA Ohra	28 JUN 2002	72.47 (1535)
KAZ - Kazakhstan (1)	670102	SHLEMOV Vladislav	3 DEC 2002	143.33 (3651)
KOR - Republic of Korea (1)	320496	KIM Siwon	19 JUL 2002	90.12 (2166)
KOS - Kosovo (1)	942046	KOKAJ Drin	28 AUG 2003	190.40 (4380)
LAT - Latvia (1)	550119	GULBIS Kristofers	29 APR 2003	111.73 (2836)
LBN - Lebanon (1)	340588	ISKANDAR Ray	1 JUN 2002	206.08 (4540)
LTU - Lithuania (1)	780035	LAPIENIS Vakariss Jokubas	23 NOV 2003	220.11 (4656)



Entry List by Event

Liste d'inscriptions par épreuve / Einschreibungsliste per Event

As of MON 13 JAN 2020

Number of Competitors: 77 Number of NOCs: 55

NOC	FIS Code	Name	Date of Birth	FIS Points (Rank)
LUX - Luxembourg (1)	360054	KEGHIAN Joachim	26 DEC 2003	157.05 (3900)
MKD - Republic of North Macedonia (1)	750112	LAZARESKI Mirko	31 JUL 2003	178.02 (4236)
NOR - Norway (3)	422810	MYKLEBUST Sindre	19 MAY 2002	43.44 (507)
	422824	REMSOEY Mikkel	4 AUG 2002	41.93 (464)
	422851	SELLAEG Simen	19 FEB 2003	70.13 (1445)
NZL - New Zealand (1)	410456	MESSENGER Harrison	12 DEC 2003	90.75 (2185)
POL - Poland (1)	430854	SANETRA Bartlomiej	1 JUN 2002	87.24 (2054)
POR - Portugal (1)	590044	RAMOS Manuel	5 SEP 2002	240.24 (4800)
ROU - Romania (1)	460151	STANESCU Andrei Tudor	13 JUL 2003	132.37 (3394)
RSA - South Africa (1)	570040	RATELEKI Thabo	4 JAN 2003	-
RUS - Russian Federation (1)	482138	ZVERIAN Roman	6 SEP 2002	76.67 (1682)
SLO - Slovenia (3)	561435	AZNOH Rok	9 SEP 2002	54.24 (869)
	561432	KRIZAJ Martin	5 OCT 2002	59.91 (1046)
	561430	STOJANOVIC Rok	24 OCT 2002	75.35 (1640)
SMR - San Marino (1)	450038	TAMAGNINI Alberto	31 AUG 2002	216.38 (4624)
SRB - Serbia (1)	310456	PANTELIC Ugljesa	27 NOV 2002	116.44 (2960)
SUI - Switzerland (3)	512497	GINI Silvano	8 APR 2002	52.62 (783)
	512513	RODUIT Luc	1 MAR 2002	62.00 (1130)
	512495	ZURBRUEGG Sandro	21 SEP 2002	58.57 (1009)
SVK - Slovakia (1)	700985	ZAMPA Teo	12 OCT 2002	83.35 (1919)
SWE - Sweden (3)	502590	ERMESKOG Lukas	10 JUL 2003	55.62 (911)
	502498	GILLBERG Oskar	15 OCT 2002	56.83 (947)
	502502	HOFSTEDT Adam	15 FEB 2002	45.61 (562)
THA - Thailand (1)	900006	HIRANRAT Natthawut	6 AUG 2003	355.33 (5205)
TUR - Turkey (1)	520217	BERKIN Derin	31 AUG 2002	102.45 (2565)



Entry List by Event

Liste d'inscriptions par épreuve / Einschreibungsliste per Event

As of MON 13 JAN 2020

Number of Competitors: 77 Number of NOCs: 55

NOC	FIS Code	Name	Date of Birth	FIS Points (Rank)
UKR - Ukraine (1)	690782	FILIAK Taras	22 MAR 2002	118.98 (3027)
USA - United States of America (3)	6533011	GILLIS Daniel	28 JUL 2002	48.00 (625)
	6533070	PARYS Maxx	27 JAN 2002	90.40 (2176)
	6533062	PENNINGTON Trent	8 MAY 2002	63.52 (1193)

Legend:

- No points



Results

Résultats / Ergebnisse

Jury			Technical Data		
FIS Technical Delegate	BLANC Patrick	FRA	Course Name	Willy Favre	
Referee	ROSSEL Wim	FIS	Start Altitude	1697m	
Assistant Referee	PUJOL PLANELLA Jordi	FIS	Finish Altitude	1357m	
Chief of Race	CUCHE Theophile	SUI	Vertical Drop	340m	
Start Referee	KATO Kiyotaka	JPN	Homologation Number	12911/11/18	
Finish Referee	GAJEWSKI Wojciech	POL			
Race Information Run 1			Race Information Run 2		
Course setter	KJELSLI Niclas	NOR	Course setter	BERTHOLD Alexander	AUT
Gates/Turning Gates	44/41		Gates/Turning Gates	44/41	
Start Time	11:30		Start Time	14:15	

Number of Competitors: 77 Number of NOCs: 55

Penalty applied: 38.99

Rank	Bib	FIS Code	Name	Year of Birth	NOC Code	Run 1		Run 2		Total	Diff.	Race Points
						Time	Rank	Time	Rank			
1	1	54734	HOFFMANN Philip	2002	AUT	1:02.50	(1)	1:03.81	(1)	2:06.31		0.00
2	22	512495	ZURBRUEGG Sandro	2002	SUI	1:04.64	(7)	1:04.21	(3)	2:08.85	2.54	20.31
3	26	512513	RODUIT Luc	2002	SUI	1:04.68	(8)	1:04.21	(3)	2:08.89	2.58	20.63
4	17	502590	ERMESKOG Lukas	2003	SWE	1:05.13	(15)	1:03.83	(2)	2:08.96	2.65	21.19
5	4	502502	HOFSTEDT Adam	2002	SWE	1:03.19	(2)	1:05.98	(17)	2:09.17	2.86	22.87
6	6	422810	MYKLEBUST Sindre	2002	NOR	1:04.43	(5)	1:04.82	(6)	2:09.25	2.94	23.51
7	24	6191238	SAMBUIS Baptiste	2002	FRA	1:04.84	(10)	1:04.42	(5)	2:09.26	2.95	23.59
8	5	54733	WIESER Vincent	2002	AUT	1:04.26	(4)	1:05.09	(9)	2:09.35	3.04	24.31
9	20	6294499	SARACCO Edoardo	2003	ITA	1:05.06	(13)	1:04.88	(7)	2:09.94	3.63	29.03
10	32	180904	TAPANAINEN Jaakko	2002	FIN	1:04.90	(11)	1:05.22	(10)	2:10.12	3.81	30.47
10	27	203095	SENNHOFER Marinus	2002	GER	1:05.05	(12)	1:05.07	(8)	2:10.12	3.81	30.47
12	2	6191194	BESSIERE Victor	2002	FRA	1:04.82	(9)	1:05.54	(13)	2:10.36	4.05	32.38
13	16	151350	KUBES David	2002	CZE	1:05.14	(16)	1:05.44	(12)	2:10.58	4.27	34.14
14	13	110473	PIROZZI Nicolas	2002	CHI	1:05.17	(17)	1:05.62	(14)	2:10.79	4.48	35.82
15	15	6294207	ABBRUZZESE Marco	2002	ITA	1:05.32	(18)	1:05.78	(16)	2:11.10	4.79	38.30
16	34	92799	STOILOV Konstantin	2002	BUL	1:05.39	(19)	1:05.72	(15)	2:11.11	4.80	38.38
17	28	6533062	PENNINGTON Trent	2002	USA	1:05.12	(14)	1:06.20	(19)	2:11.32	5.01	40.06
18	46	430854	SANETRA Bartlomiej	2002	POL	1:06.59	(26)	1:05.26	(11)	2:11.85	5.54	44.30
19	14	30488	GRAVIER Tiziano	2002	ARG	1:04.61	(6)	1:07.64	(25)	2:12.25	5.94	47.50
20	37	221509	HOLMES Robert	2002	GBR	1:06.25	(23)	1:06.03	(18)	2:12.28	5.97	47.74
21	45	180919	HALLBERG Eduard	2003	FIN	1:06.47	(25)	1:06.37	(21)	2:12.84	6.53	52.22
22	29	20478	ACOSTA Ty	2002	AND	1:06.14	(22)	1:06.77	(23)	2:12.91	6.60	52.77
23	33	60319	MASQUELIER Louis	2003	BEL	1:05.60	(20)	1:07.39	(24)	2:12.99	6.68	53.41
24	40	561430	STOJANOVIC Rok	2002	SLO	1:06.70	(27)	1:06.54	(22)	2:13.24	6.93	55.41
25	42	380401	LJUTIC Tvrtko	2002	CRO	1:07.06	(30)	1:06.21	(20)	2:13.27	6.96	55.65
26	43	700985	ZAMPA Teo	2002	SVK	1:05.98	(21)	1:09.03	(28)	2:15.01	8.70	69.57
27	44	492380	SANCHEZ Juan	2002	ESP	1:06.98	(29)	1:08.45	(26)	2:15.43	9.12	72.93
28	47	320496	KIM Siwon	2002	KOR	1:08.30	(32)	1:09.56	(30)	2:17.86	11.55	92.36
29	56	250459	GUDMUNDSSON Gauti	2002	ISL	1:09.13	(36)	1:08.97	(27)	2:18.10	11.79	94.28
30	51	520217	BERKIN Derin	2002	TUR	1:08.94	(34)	1:09.67	(31)	2:18.61	12.30	98.35
31	53	310456	PANTELIC Ugljesa	2002	SRB	1:08.67	(33)	1:09.97	(33)	2:18.64	12.33	98.59
32	55	690782	FILIAK Taras	2002	UKR	1:09.56	(38)	1:09.19	(29)	2:18.75	12.44	99.47
33	59	460151	STANESCU Andrei Tudor	2003	ROU	1:09.66	(39)	1:09.90	(32)	2:19.56	13.25	105.95
34	54	40717	STEGGALL Joey	2003	AUS	1:09.09	(35)	1:10.48	(34)	2:19.57	13.26	106.03
35	58	230789	MARMARELLIS Christos	2002	GRE	1:11.10	(41)	1:10.90	(35)	2:22.00	15.69	125.46
36	61	670102	SHLEMOV Vladislav	2002	KAZ	1:11.69	(42)	1:11.38	(38)	2:23.07	16.76	134.02
37	62	360054	KEGHIAN Joachim	2003	LUX	1:12.10	(43)	1:10.98	(36)	2:23.08	16.77	134.10
38	50	240166	TRUNK Tamas	2003	HUN	1:10.98	(40)	1:12.20	(42)	2:23.18	16.87	134.90
39	52	550119	GULBIS Kristofers	2003	LAT	1:12.87	(46)	1:11.26	(37)	2:24.13	17.82	142.49
40	77	390050	DANILAS Hans Markus	2003	EST	1:12.74	(45)	1:11.51	(39)	2:24.25	17.94	143.45
41	65	750112	LAZARESKI Mirko	2003	MKD	1:12.73	(44)	1:11.63	(40)	2:24.36	18.05	144.33
42	60	800027	LEONETTI Ezio	2002	ALB	1:13.85	(48)	1:12.01	(41)	2:25.86	19.55	156.33
43	57	120153	YI Xiaoyang	2003	CHN	1:13.80	(47)	1:13.64	(43)	2:27.44	21.13	168.96
44	70	958805	ALMIRALL PEREZ Miguel Chi Hung	2003	HKG	1:14.85	(50)	1:14.01	(44)	2:28.86	22.55	180.31
45	68	450038	TAMAGNINI Alberto	2002	SMR	1:14.05	(49)	1:14.86	(46)	2:28.91	22.60	180.71
46	63	710387	BICAKCIC Alen	2003	BIH	1:15.09	(51)	1:14.06	(45)	2:29.15	22.84	182.63
47	72	590044	RAMOS Manuel	2002	POR	1:16.59	(54)	1:15.48	(47)	2:32.07	25.76	205.98
48	64	260456	SABA Roham	2003	IRI	1:15.87	(52)	1:18.06	(50)	2:33.93	27.62	220.86
49	76	660036	DAVYDOUSKI Maksim	2002	BLR	1:17.65	(55)	1:16.47	(48)	2:34.12	27.81	222.37



Results

Résultats / Ergebnisse

Number of Competitors: 77 Number of NOCs: 55

Penalty applied: 38.99

Rank	Bib	FIS Code	Name	Year of Birth	NOC Code	Run 1	Run 2	Total	Diff.	Race Points
						Time Rank	Time Rank			
50	69	780035	LAPIENIS Vakariss Jokubas	2003	LTU	1:16.31 (53)	1:17.97 (49)	2:34.28	27.97	223.65
51	71	6191228	FLORINDO Mackenson	2002	HAI	1:19.94 (56)	1:22.15 (52)	2:42.09	35.78	286.10
52	67	340588	ISKANDAR Ray	2002	LBN	1:22.09 (58)	1:21.93 (51)	2:44.02	37.71	301.54
53	73	900006	HIRANRAT Natthawut	2003	THA	1:21.23 (57)	1:27.82 (53)	2:49.05	42.74	341.76

DID NOT FINISH RUN 2: 5 competitors

18	6100274	WOOD Mackenzie	2002	CAN
21	30479	ALARCON Bautista	2002	ARG
23	561432	KRIZAJ Martin	2002	SLO
30	270084	RYAN Matthew	2002	IRL
49	410456	MESSENGER Harrison	2003	NZL

DISQUALIFIED RUN 2: 1 competitor

74	570040	RATELEKI Thabo	2003	RSA	Gate 31	Rule 629.3
----	--------	----------------	------	-----	---------	------------

DID NOT FINISH RUN 1: 15 competitors

3	54735	LOTTER Valentin	2002	AUT
7	422824	REMSOEY Mikkel	2002	NOR
9	6294276	ILLARIUZZI Gian Maria	2002	ITA
10	6533011	GILLIS Daniel	2002	USA
11	561435	AZNOH Rok	2002	SLO
12	6191203	AULNETTE Auguste	2002	FRA
19	502498	GILLBERG Oskar	2002	SWE
31	6100238	LATULIPPE Louis	2002	CAN
35	422851	SELLAEG Simen	2003	NOR
36	221512	CUNNINGHAM Jack	2002	GBR
38	6301337	KIMISHIMA Ohra	2002	JPN
39	203108	GEISLER-HAUBER Max	2002	GER
41	482138	ZVERIAN Roman	2002	RUS
48	6533070	PARYS Maxx	2002	USA
75	680076	KOZANASHVILI Nodar	2002	GEO

DISQUALIFIED RUN 1: 3 competitors

8	512497	GINI Silvano	2002	SUI	Rule 222.1
25	40712	HOFFMAN Thomas	2002	AUS	Rule 222.1
66	942046	KOKAJ Drin	2003	KOS	Rule 629.3

Reason for disqualification:

222.1 Equipment doesn't conform to the FIS Regulations.

629.3 Did not pass through a gate correctly (art. 661.4) or did not start within the time limits defined by art. 613.7.

Forerunners:						
Run 1	A-VUILLAUD Morgane	SUI	B-PETER Noe	SUI	C-OPPLIGER Julien	SUI
	D-STOECKLIN Luca	SUI				
Run 2	A-VUILLAUD Morgane	SUI	B-PETER Noe	SUI	C-OPPLIGER Julien	SUI
	D-STOECKLIN Luca	SUI				

Conditions on course:							
Run 1	SKY CLEAR	Snow:	HARD	Temperature - Start:	-3°C / 27°F	Temperature - Finish:	2°C / 36°F
Run 2	MOSTLY CLOUDY	Snow:	HARD	Temperature - Start:	0°C / 32°F	Temperature - Finish:	3°C / 37°F



Penalty Calculation

Calcul de la pénalité / Strafberechnung

Best 10 at Finish

F-factor: 1010

Rank	Bib	FIS Code	Name	NOC Code	FIS Points	Best 5	Race Points
1	1	54734	HOFFMANN Philip	AUT	44.53	44.53	0.00
2	22	512495	ZURBRUEGG Sandro	SUI	58.57		
3	26	512513	RODUIT Luc	SUI	62.00		
4	17	502590	ERMESKOG Lukas	SWE	55.62	55.62	21.19
5	4	502502	HOFSTEDT Adam	SWE	45.61	45.61	22.87
6	6	422810	MYKLEBUST Sindre	NOR	43.44	43.44	23.51
7	24	6191238	SAMBUIS Baptiste	FRA	60.50		
8	5	54733	WIESER Vincent	AUT	44.70	44.70	24.31
9	20	6294499	SARACCO Edoardo	ITA	57.87		
10	32	180904	TAPANAINEN Jaakko	FIN	66.63		
10	27	203095	SENNHOFER Marinus	GER	63.11		

Best 5 FIS Points at Start

Rank	Bib	FIS Code	Name	NOC Code	FIS Points
DNF	7	422824	REMSOEY Mikkel	NOR	41.93
DNF	3	54735	LOTTER Valentin	AUT	43.32
6	6	422810	MYKLEBUST Sindre	NOR	43.44
1	1	54734	HOFFMANN Philip	AUT	44.53
8	5	54733	WIESER Vincent	AUT	44.70

TOTALS:

FIS Points of Best 5 at Start (B)	217.92	
FIS Points of Best at Finish in Top 10 (A)		233.90
Race Points of Corresponding Competitors (C)		91.88
Calculated Penalty (A+B-C):10 =>	35.99	
Rounded	35.99	
Category Adder	3.00	
Correction Value (Z)	0.00	
Calculated Penalty	38.99	
Penalty Applied	38.99	

Legend:

DNF Did not finish



Start List

Liste de départ / Startliste

REVISED
13 JAN 10:27

Jury

FIS Technical Delegate	BLANC Patrick	FRA
Referee	ROSSEL Wim	FIS
Assistant Referee	PUJOL PLANELLA Jordi	FIS
Chief of Race	CUCHE Theophile	SUI
Start Referee	KATO Kiyotaka	JPN
Finish Referee	GAJEWSKI Wojciech	POL

Technical Data

Course Name	Willy Favre
Start Altitude	1697m
Finish Altitude	1357m
Vertical Drop	340m
Homologation Number	12911/11/18

Race Information Run 1

Course setter	KJELSLI Niclas	NOR
Gates/Turning Gates	44/41	
Start Time	11:30	

Race Information Run 2

Course setter	BERTHOLD Alexander	AUT
Gates/Turning Gates		
Start Time	14:15	

Number of Competitors: 77 Number of NOCs: 55

Bib	FIS Code	Name	YB	NOC Code	Time
1	54734	HOFFMANN Philip	2002	AUT	
2	6191194	BESSIERE Victor	2002	FRA	
3	54735	LOTTER Valentin	2002	AUT	
4	502502	HOFSTEDT Adam	2002	SWE	
5	54733	WIESER Vincent	2002	AUT	
6	422810	MYKLEBUST Sindre	2002	NOR	
7	422824	REMSEY Mikkel	2002	NOR	
8	512497	GINI Silvano	2002	SUI	
9	6294276	ILLARIUZZI Gian Maria	2002	ITA	
10	6533011	GILLIS Daniel	2002	USA	
11	561435	AZNOH Rok	2002	SLO	
12	6191203	AULNETTE Auguste	2002	FRA	
13	110473	PIROZZI Nicolas	2002	CHI	
14	30488	GRAVIER Tiziano	2002	ARG	
15	6294207	ABBRUZZESE Marco	2002	ITA	
16	151350	KUBES David	2002	CZE	
17	502590	ERMESKOG Lukas	2003	SWE	
18	6100274	WOOD Mackenzie	2002	CAN	
19	502498	GILLBERG Oskar	2002	SWE	
20	6294499	SARACCO Edoardo	2003	ITA	
21	30479	ALARCON Bautista	2002	ARG	
22	512495	ZURBRUEGG Sandro	2002	SUI	
23	561432	KRIZAJ Martin	2002	SLO	
24	6191238	SAMBUIS Baptiste	2002	FRA	
25	40712	HOFFMAN Thomas	2002	AUS	
26	512513	RODUIT Luc	2002	SUI	
27	203095	SENNHOFER Marinus	2002	GER	
28	6533062	PENNINGTON Trent	2002	USA	
29	20478	ACOSTA Ty	2002	AND	
30	270084	RYAN Matthew	2002	IRL	
31	6100238	LATULIPPE Louis	2002	CAN	
32	180904	TAPANAINEN Jaakko	2002	FIN	
33	60319	MASQUELIER Louis	2003	BEL	
34	92799	STOILOV Konstantin	2002	BUL	
35	422851	SELLAEG Simen	2003	NOR	
36	221512	CUNNINGHAM Jack	2002	GBR	
37	221509	HOLMES Robert	2002	GBR	
38	6301337	KIMISHIMA Ohra	2002	JPN	
39	203108	GEISSLER-HAUBER Max	2002	GER	
40	561430	STOJANOVIC Rok	2002	SLO	
41	482138	ZVERIAN Roman	2002	RUS	
42	380401	LJUTIC Tvrtko	2002	CRO	
43	700985	ZAMPA Teo	2002	SVK	
44	492380	SANCHEZ Juan	2002	ESP	
45	180919	HALLBERG Eduard	2003	FIN	
46	430854	SANETRA Bartlomiej	2002	POL	
47	320496	KIM Siwon	2002	KOR	
48	6533070	PARYS Maxx	2002	USA	
49	410456	MESSINGER Harrison	2003	NZL	



Start List

Liste de départ / Startliste

REVISED
13 JAN 10:27

Number of Competitors: 77 Number of NOCs: 55

Bib	FIS Code	Name	YB	NOC Code	Time
50	240166	TRUNK Tamas	2003	HUN	
51	520217	BERKIN Derin	2002	TUR	
52	550119	GULBIS Kristofers	2003	LAT	
53	310456	PANTELIC Ugljesa	2002	SRB	
54	40717	STEGGALL Joey	2003	AUS	
55	690782	FILIAK Taras	2002	UKR	
56	250459	GU DMUNDSSON Gauti	2002	ISL	
57	120153	YI Xiaoyang	2003	CHN	
58	230789	MARMARELLIS Christos	2002	GRE	
59	460151	STANESCU Andrei Tudor	2003	ROU	
60	800027	LEONETTI Ezio	2002	ALB	
61	670102	SHLEMOV Vladislav	2002	KAZ	
62	360054	KEGHIAN Joachim	2003	LUX	
63	710387	BICAKCIC Alen	2003	BIH	
64	260456	SABA Roham	2003	IRI	
65	750112	LAZARESKI Mirko	2003	MKD	
66	942046	KOKAJ Drin	2003	KOS	
67	340588	ISKANDAR Ray	2002	LBN	
68	450038	TAMAGNINI Alberto	2002	SMR	
69	780035	LAPIENIS Vakariss Jokubas	2003	LTU	
70	958805	ALMIRALL PEREZ Miguel Chi Hung	2003	HKG	
71	6191228	FLORINDO Mackenson	2002	HAI	
72	590044	RAMOS Manuel	2002	POR	
73	900006	HIRANRAT Natthawut	2003	THA	
74	570040	RATELEKI Thabo	2003	RSA	
75	680076	KOZANASHVILI Nodar	2002	GEO	
76	660036	DAVYDOUSKI Maksim	2002	BLR	
77	390050	DANILAS Hans Markus	2003	EST	

Forerunners:

Run 1	A-VUILLOUD Morgane	SUI	B-PETER Noe	SUI	C-OPPLIGER Julien	SUI
	D-STOECKLIN Luca	SUI				
Run 2	A-VUILLOUD Morgane	SUI	B-PETER Noe	SUI	C-OPPLIGER Julien	SUI
	D-STOECKLIN Luca	SUI				

Legend:

YB Year of Birth

REVISED Start Times for Run 1 and Run 2 have been changed.



Results

Résultats / Ergebnisse

Jury			Technical Data		
FIS Technical Delegate	BLANC Patrick	FRA	Course Name	Willy Favre	
Referee	ROSSEL Wim	FIS	Start Altitude	1697m	
Assistant Referee	PUJOL PLANELLA Jordi	FIS	Finish Altitude	1357m	
Chief of Race	CUCHE Theophile	SUI	Vertical Drop	340m	
Start Referee	KATO Kiyotaka	JPN	Homologation Number	12911/11/18	
Finish Referee	GAJEWSKI Wojciech	POL			
Race Information Run 1			Race Information Run 2		
Course setter	KJELSLI Niclas	NOR	Course setter	BERTHOLD Alexander	AUT
Gates/Turning Gates	44/41		Gates/Turning Gates	44/41	
Start Time	11:30		Start Time	14:15	

Number of Competitors: 77 Number of NOCs: 55

Rank	Bib	FIS Code	Name	Year of Birth	NOC Code	Time	Difference
1	1	54734	HOFFMANN Philip	2002	AUT	1:02.50	
2	4	502502	HOFSTEDT Adam	2002	SWE	1:03.19	0.69
3	23	561432	KRIZAJ Martin	2002	SLO	1:04.00	1.50
4	5	54733	WIESER Vincent	2002	AUT	1:04.26	1.76
5	6	422810	MYKLEBUST Sindre	2002	NOR	1:04.43	1.93
6	14	30488	GRAVIER Tiziano	2002	ARG	1:04.61	2.11
7	22	512495	ZURBRUEGG Sandro	2002	SUI	1:04.64	2.14
8	26	512513	RODUIT Luc	2002	SUI	1:04.68	2.18
9	2	6191194	BESSIERE Victor	2002	FRA	1:04.82	2.32
10	24	6191238	SAMBUIS Baptiste	2002	FRA	1:04.84	2.34
11	32	180904	TAPANAINEN Jaakko	2002	FIN	1:04.90	2.40
12	27	203095	SENNHOFER Marinus	2002	GER	1:05.05	2.55
13	20	6294499	SARACCO Edoardo	2003	ITA	1:05.06	2.56
14	28	6533062	PENNINGTON Trent	2002	USA	1:05.12	2.62
15	17	502590	ERMESKOG Lukas	2003	SWE	1:05.13	2.63
16	16	151350	KUBES David	2002	CZE	1:05.14	2.64
17	13	110473	PIROZZI Nicolas	2002	CHI	1:05.17	2.67
18	15	6294207	ABBRUZZESE Marco	2002	ITA	1:05.32	2.82
19	34	92799	STOILOV Konstantin	2002	BUL	1:05.39	2.89
20	33	60319	MASQUELIER Louis	2003	BEL	1:05.60	3.10
21	43	700985	ZAMPA Teo	2002	SVK	1:05.98	3.48
22	29	20478	ACOSTA Ty	2002	AND	1:06.14	3.64
23	37	221509	HOLMES Robert	2002	GBR	1:06.25	3.75
24	18	6100274	WOOD Mackenzie	2002	CAN	1:06.28	3.78
25	45	180919	HALLBERG Eduard	2003	FIN	1:06.47	3.97
26	46	430854	SANETRA Bartlomiej	2002	POL	1:06.59	4.09
27	40	561430	STOJANOVIC Rok	2002	SLO	1:06.70	4.20
28	30	270084	RYAN Matthew	2002	IRL	1:06.80	4.30
29	44	492380	SANCHEZ Juan	2002	ESP	1:06.98	4.48
30	42	380401	LJUTIC Tvrto	2002	CRO	1:07.06	4.56
31	49	410456	MESSENGER Harrison	2003	NZL	1:07.08	4.58
32	47	320496	KIM Siwon	2002	KOR	1:08.30	5.80
33	53	310456	PANTELIC Ugljesa	2002	SRB	1:08.67	6.17
34	51	520217	BERKIN Derin	2002	TUR	1:08.94	6.44
35	54	40717	STEGGALL Joey	2003	AUS	1:09.09	6.59
36	56	250459	GUDMUNDSSON Gauti	2002	ISL	1:09.13	6.63
37	21	30479	ALARCON Bautista	2002	ARG	1:09.49	6.99
38	55	690782	FILIAK Taras	2002	UKR	1:09.56	7.06
39	59	460151	STANESCU Andrei Tudor	2003	ROU	1:09.66	7.16
40	50	240166	TRUNK Tamas	2003	HUN	1:10.98	8.48
41	58	230789	MARMARELLIS Christos	2002	GRE	1:11.10	8.60
42	61	670102	SHLEMOV Vladislav	2002	KAZ	1:11.69	9.19
43	62	360054	KEGHIAN Joachim	2003	LUX	1:12.10	9.60
44	65	750112	LAZARESKI Mirko	2003	MKD	1:12.73	10.23
45	77	390050	DANILAS Hans Markus	2003	EST	1:12.74	10.24
46	52	550119	GULBIS Kristofers	2003	LAT	1:12.87	10.37
47	57	120153	YI Xiaoyang	2003	CHN	1:13.80	11.30
48	60	800027	LEONETTI Ezio	2002	ALB	1:13.85	11.35
49	68	450038	TAMAGNINI Alberto	2002	SMR	1:14.05	11.55



Results

Résultats / Ergebnisse

Number of Competitors: 77 Number of NOCs: 55

Rank	Bib	FIS Code	Name	Year of Birth	NOC Code	Time	Difference
50	70	958805	ALMIRALL PEREZ Miguel Chi Hung	2003	HKG	1:14.85	12.35
51	63	710387	BICAKCIC Alen	2003	BIH	1:15.09	12.59
52	64	260456	SABA Roham	2003	IRI	1:15.87	13.37
53	69	780035	LAPIENIS Vakaris Jokubas	2003	LTU	1:16.31	13.81
54	72	590044	RAMOS Manuel	2002	POR	1:16.59	14.09
55	76	660036	DAVYDOUSKI Maksim	2002	BLR	1:17.65	15.15
56	71	6191228	FLORINDO Mackenson	2002	HAI	1:19.94	17.44
57	73	900006	HIRANRAT Natthawut	2003	THA	1:21.23	18.73
58	67	340588	ISKANDAR Ray	2002	LBN	1:22.09	19.59
59	74	570040	RATELEKI Thabo	2003	RSA	1:30.63	28.13

DID NOT FINISH RUN 1: 15 competitors

3	54735	LOTTER Valentin	2002	AUT
7	422824	REMSOEY Mikkel	2002	NOR
9	6294276	ILLARIUZZI Gian Maria	2002	ITA
10	6533011	GILLIS Daniel	2002	USA
11	561435	AZNOH Rok	2002	SLO
12	6191203	AULNETTE Auguste	2002	FRA
19	502498	GILLBERG Oskar	2002	SWE
31	6100238	LATULIPPE Louis	2002	CAN
35	422851	SELLAEG Simen	2003	NOR
36	221512	CUNNINGHAM Jack	2002	GBR
38	6301337	KIMISHIMA Ohra	2002	JPN
39	203108	GEISLER-HAUBER Max	2002	GER
41	482138	ZVERIAN Roman	2002	RUS
48	6533070	PARYS Maxx	2002	USA
75	680076	KOZANASHVILI Nodar	2002	GEO

DISQUALIFIED RUN 1: 3 competitors

8	512497	GINI Silvano	2002	SUI	Rule 222.1
25	40712	HOFFMAN Thomas	2002	AUS	Rule 222.1
66	942046	KOKAJ Drin	2003	KOS	Rule 629.3

Reason for disqualification:

222.1 Equipment doesn't conform to the FIS Regulations.

629.3 Did not start within the time limits defined by art. 613.7.

Forerunners:							
Run 1	A-VUILLOUD Morgane	SUI	B-PETER Noe	SUI	C-OPPLIGER Julien	SUI	
	D-STOECKLIN Luca	SUI					
Run 2	A-VUILLOUD Morgane	SUI	B-PETER Noe	SUI	C-OPPLIGER Julien	SUI	
	D-STOECKLIN Luca	SUI					

Conditions on course:

Run 1	SKY CLEAR	Snow:	HARD	Temperature - Start:	-3°C / 27°F	Temperature - Finish:	2°C / 36°F
-------	-----------	-------	------	----------------------	-------------	-----------------------	------------



Start List

Liste de départ / Startliste

Jury			Technical Data		
FIS Technical Delegate	BLANC Patrick	FRA	Course Name	Willy Favre	
Referee	ROSSEL Wim	FIS	Start Altitude	1697m	
Assistant Referee	PUJOL PLANELLA Jordi	FIS	Finish Altitude	1357m	
Chief of Race	CUCHE Theophile	SUI	Vertical Drop	340m	
Start Referee	KATO Kiyotaka	JPN	Homologation Number	12911/11/18	
Finish Referee	GAJEWSKI Wojciech	POL			
Race Information Run 1			Race Information Run 2		
Course setter	KJELSLI Niclas	NOR	Course setter	BERTHOLD Alexander	AUT
Gates/Turning Gates	44/41		Gates/Turning Gates	44/41	
Start Time	11:30		Start Time	14:15	

Number of Competitors: 59 Number of NOCs: 51

Start Order	Bib	FIS Code	Name	YB	NOC Code	Run 1	Diff.	Rank	Run 2	Total
1	42	380401	LJUTIC Tvrtko	2002	CRO	1:07.06	4.56	30		
2	44	492380	SANCHEZ Juan	2002	ESP	1:06.98	4.48	29		
3	30	270084	RYAN Matthew	2002	IRL	1:06.80	4.30	28		
4	40	561430	STOJANOVIC Rok	2002	SLO	1:06.70	4.20	27		
5	46	430854	SANETRA Bartlomiej	2002	POL	1:06.59	4.09	26		
6	45	180919	HALLBERG Eduard	2003	FIN	1:06.47	3.97	25		
7	18	6100274	WOOD Mackenzie	2002	CAN	1:06.28	3.78	24		
8	37	221509	HOLMES Robert	2002	GBR	1:06.25	3.75	23		
9	29	20478	ACOSTA Ty	2002	AND	1:06.14	3.64	22		
10	43	700985	ZAMPA Teo	2002	SVK	1:05.98	3.48	21		
11	33	60319	MASQUELIER Louis	2003	BEL	1:05.60	3.10	20		
12	34	92799	STOILOV Konstantin	2002	BUL	1:05.39	2.89	19		
13	15	6294207	ABBRUZZESE Marco	2002	ITA	1:05.32	2.82	18		
14	13	110473	PIROZZI Nicolas	2002	CHI	1:05.17	2.67	17		
15	16	151350	KUBES David	2002	CZE	1:05.14	2.64	16		
16	17	502590	ERMESKOG Lukas	2003	SWE	1:05.13	2.63	15		
17	28	6533062	PENNINGTON Trent	2002	USA	1:05.12	2.62	14		
18	20	6294499	SARACCO Edoardo	2003	ITA	1:05.06	2.56	13		
19	27	203095	SENNHOFER Marinus	2002	GER	1:05.05	2.55	12		
20	32	180904	TAPANAINEN Jaakko	2002	FIN	1:04.90	2.40	11		
21	24	6191238	SAMBUIS Baptiste	2002	FRA	1:04.84	2.34	10		
22	2	6191194	BESSIERE Victor	2002	FRA	1:04.82	2.32	9		
23	26	512513	RODUIT Luc	2002	SUI	1:04.68	2.18	8		
24	22	512495	ZURBRUEGG Sandro	2002	SUI	1:04.64	2.14	7		
25	14	30488	GRAVIER Tiziano	2002	ARG	1:04.61	2.11	6		
26	6	422810	MYKLEBUST Sindre	2002	NOR	1:04.43	1.93	5		
27	5	54733	WIESER Vincent	2002	AUT	1:04.26	1.76	4		
28	23	561432	KRIZAJ Martin	2002	SLO	1:04.00	1.50	3		
29	4	502502	HOFSTEDT Adam	2002	SWE	1:03.19	0.69	2		
30	1	54734	HOFFMANN Philip	2002	AUT	1:02.50		1		
31	49	410456	MESENGER Harrison	2003	NZL	1:07.08	4.58	31		
32	47	320496	KIM Siwon	2002	KOR	1:08.30	5.80	32		
33	53	310456	PANTELIC Ugljesa	2002	SRB	1:08.67	6.17	33		
34	51	520217	BERKIN Derin	2002	TUR	1:08.94	6.44	34		
35	54	40717	STEGGALL Joey	2003	AUS	1:09.09	6.59	35		
36	56	250459	GUDMUNDSSON Gauti	2002	ISL	1:09.13	6.63	36		
37	21	30479	ALARCON Bautista	2002	ARG	1:09.49	6.99	37		
38	55	690782	FILIAK Taras	2002	UKR	1:09.56	7.06	38		
39	59	460151	STANESCU Andrei Tudor	2003	ROU	1:09.66	7.16	39		
40	50	240166	TRUNK Tamas	2003	HUN	1:10.98	8.48	40		
41	58	230789	MARMARELLIS Christos	2002	GRE	1:11.10	8.60	41		
42	61	670102	SHLEMOV Vladislav	2002	KAZ	1:11.69	9.19	42		
43	62	360054	KEGHIAN Joachim	2003	LUX	1:12.10	9.60	43		
44	65	750112	LAZARESKI Mirko	2003	MKD	1:12.73	10.23	44		
45	77	390050	DANILAS Hans Markus	2003	EST	1:12.74	10.24	45		
46	52	550119	GULBIS Kristofers	2003	LAT	1:12.87	10.37	46		
47	57	120153	YI Xiaoyang	2003	CHN	1:13.80	11.30	47		
48	60	800027	LEONETTI Ezio	2002	ALB	1:13.85	11.35	48		
49	68	450038	TAMAGNINI Alberto	2002	SMR	1:14.05	11.55	49		



MON 13 JAN 2020
Start Time 14:15



Start List

Liste de départ / Startliste

Number of Competitors: 59 Number of NOCs: 51

Start Order	Bib	FIS Code	Name	YB	NOC Code	Run 1	Diff.	Rank	Run 2	Total
50	70	958805	ALMIRALL PEREZ Miguel Chi Hung	2003	HKG	1:14.85	12.35	50		
51	63	710387	BICAKCIC Alen	2003	BIH	1:15.09	12.59	51		
52	64	260456	SABA Roham	2003	IRI	1:15.87	13.37	52		
53	69	780035	LAPIENIS Vakariss Jokubas	2003	LTU	1:16.31	13.81	53		
54	72	590044	RAMOS Manuel	2002	POR	1:16.59	14.09	54		
55	76	660036	DAVYDOUSKI Maksim	2002	BLR	1:17.65	15.15	55		
56	71	6191228	FLORINDO Mackenson	2002	HAI	1:19.94	17.44	56		
57	73	900006	HIRANRAT Natthawut	2003	THA	1:21.23	18.73	57		
58	67	340588	ISKANDAR Ray	2002	LBN	1:22.09	19.59	58		
59	74	570040	RATELEKI Thabo	2003	RSA	1:30.63	28.13	59		

Forerunners:

Run 1	A-VUILLLOUD Morgane	SUI	B-PETER Noe	SUI	C-OPPLIGER Julien	SUI
	D-STOECKLIN Luca	SUI				
Run 2	A-VUILLLOUD Morgane	SUI	B-PETER Noe	SUI	C-OPPLIGER Julien	SUI
	D-STOECKLIN Luca	SUI				


Legend:

YB Year of Birth


LAUSANNE
2020



YOUTH
OLYMPIC
GAMES



Results Book



ALPINE SKIING

Men's Super-G



Entry List by Event

Liste d'inscriptions par épreuve / Einschreibungsliste per Event
As of MON 13 JAN 2020

Number of Competitors: 62 Number of NOCs: 40

NOC	FIS Code	Name	Date of Birth	FIS Points (Rank)
ALB - Albania (1)	800027	LEONETTI Ezio	15 OCT 2002	159.46 (2003)
AND - Andorra (1)	20478	ACOSTA Ty	21 AUG 2002	127.49 (1535)
ARG - Argentina (2)	30479	ALARCON Bautista	4 JUL 2002	116.66 (1318)
	30488	GRAVIER Tiziano	12 MAR 2002	92.69 (839)
AUS - Australia (2)	40712	HOFFMAN Thomas	13 AUG 2002	128.42 (1550)
	40717	STEGGALL Joey	17 JUL 2003	211.85 (2423)
AUT - Austria (3)	54734	HOFFMANN Philip	29 AUG 2002	84.08 (704)
	54735	LOTTER Valentin	27 OCT 2002	86.37 (743)
	54733	WIESER Vincent	12 NOV 2002	51.80 (284)
BEL - Belgium (1)	60319	MASQUELIER Louis	15 FEB 2003	-
BUL - Bulgaria (1)	92799	STOILOV Konstantin	17 FEB 2002	90.29 (804)
CAN - Canada (2)	6100238	LATULIPPE Louis	29 MAY 2002	137.89 (1703)
	6100274	WOOD Mackenzie	30 JUN 2002	117.14 (1329)
CHI - Chile (1)	110473	PIROZZI Nicolas	12 FEB 2002	113.40 (1274)
CRO - Croatia (1)	380401	LJUTIC Tvrtko	8 SEP 2002	179.21 (2177)
CZE - Czech Republic (1)	151350	KUBES David	26 MAR 2002	65.06 (415)
ESP - Spain (1)	492380	SANCHEZ Juan	2 JAN 2002	121.92 (1430)
FIN - Finland (2)	180919	HALLBERG Eduard	6 AUG 2003	-
	180904	TAPANAINEN Jaakko	19 JAN 2002	69.51 (476)
FRA - France (3)	6191203	AULNETTE Auguste	29 OCT 2002	118.11 (1347)
	6191194	BESSIERE Victor	21 FEB 2002	67.99 (454)
	6191238	SAMBUIS Baptiste	30 JAN 2002	97.40 (948)
GBR - Great Britain (2)	221512	CUNNINGHAM Jack	23 MAR 2002	97.52 (953)
	221509	HOLMES Robert	24 AUG 2002	104.27 (1091)
GER - Germany (2)	203108	GEISSLER-HAUBER Max	18 AUG 2002	83.52 (695)
	203095	SENNHOFER Marinus	21 MAR 2002	75.42 (569)
GRE - Greece (1)	230789	MARMARELLIS Christos	14 JUN 2002	258.09 (2644)
HAI - Haiti (1)	6191228	FLORINDO Mackenson	7 APR 2002	-



Entry List by Event

Liste d'inscriptions par épreuve / Einschreibungsliste per Event

As of MON 13 JAN 2020

Number of Competitors: 62 Number of NOCs: 40

NOC	FIS Code	Name	Date of Birth	FIS Points (Rank)
HUN - Hungary (1)	240166	TRUNK Tamas	30 JUL 2003	-
IRI - Islamic Republic of Iran (1)	260456	SABA Roham	8 JAN 2003	243.08 (2598)
IRL - Ireland (1)	270084	RYAN Matthew	2 MAR 2002	116.76 (1320)
ISL - Iceland (1)	250459	GUDMUNDSSON Gauti	15 JUL 2002	-
ITA - Italy (3)	6294207	ABBRUZZESE Marco	10 AUG 2002	50.65 (277)
	6294276	ILLARIUZZI Gian Maria	11 MAR 2002	79.68 (633)
	6294499	SARACCO Edoardo	23 FEB 2003	106.65 (1140)
JPN - Japan (1)	6301337	KIMISHIMA Ohra	28 JUN 2002	-
KAZ - Kazakhstan (1)	670102	SHLEMOV Vladislav	3 DEC 2002	278.92 (2694)
KOR - Republic of Korea (1)	320496	KIM Siwon	19 JUL 2002	-
MKD - Republic of North Macedonia (1)	750112	LAZARESKI Mirko	31 JUL 2003	-
NOR - Norway (3)	422810	MYKLEBUST Sindre	19 MAY 2002	84.93 (715)
	422824	REMSOEY Mikkel	4 AUG 2002	76.62 (585)
	422851	SELLAEG Simen	19 FEB 2003	71.59 (508)
NZL - New Zealand (1)	410456	MESSENGER Harrison	12 DEC 2003	100.98 (1023)
POL - Poland (1)	430854	SANETRA Bartlomiej	1 JUN 2002	144.31 (1801)
ROU - Romania (1)	460151	STANESCU Andrei Tudor	13 JUL 2003	196.26 (2323)
RUS - Russian Federation (1)	482138	ZVERIAN Roman	6 SEP 2002	98.52 (970)
SLO - Slovenia (3)	561435	AZNOH Rok	9 SEP 2002	59.13 (363)
	561432	KRIZAJ Martin	5 OCT 2002	92.90 (845)
	561430	STOJANOVIC Rok	24 OCT 2002	97.20 (941)
SRB - Serbia (1)	310456	PANTELIC Ugljesa	27 NOV 2002	195.36 (2318)
SUI - Switzerland (3)	512497	GINI Silvano	8 APR 2002	72.33 (517)
	512513	RODUIT Luc	1 MAR 2002	80.59 (651)
	512495	ZURBRUEGG Sandro	21 SEP 2002	78.02 (603)



Entry List by Event

Liste d'inscriptions par épreuve / Einschreibungsliste per Event

As of MON 13 JAN 2020

Number of Competitors: 62 Number of NOCs: 40

NOC	FIS Code	Name	Date of Birth	FIS Points (Rank)
SVK - Slovakia (1)	700985	ZAMPA Teo	12 OCT 2002	95.45 (906)
SWE - Sweden (3)	502590	ERMESKOG Lukas	10 JUL 2003	-
	502498	GILLBERG Oskar	15 OCT 2002	185.82 (2254)
	502502	HOFSTEDT Adam	15 FEB 2002	69.34 (473)
TUR - Turkey (1)	520217	BERKIN Derin	31 AUG 2002	179.21 (2177)
UKR - Ukraine (1)	690782	FILIAK Taras	22 MAR 2002	107.55 (1155)
USA - United States of America (3)	6533011	GILLIS Daniel	28 JUL 2002	62.71 (392)
	6533070	PARYS Maxx	27 JAN 2002	-
	6533062	PENNINGTON Trent	8 MAY 2002	83.23 (692)

Legend:

- No points



Results

Résultats / Ergebnisse

REVISED
11 JAN 16:53

Jury		
FIS Technical Delegate	BLANC Patrick	FRA
Referee	FLERE Janez	FIS
Assistant Referee	PUJOL PLANELLA Jordi	FIS
Chief of Race	CUCHE Theophile	SUI
Start Referee	KATO Kiyotaka	JPN
Finish Referee	GAJEWSKI Wojciech	POL

Technical Data	
Course Name	Willy Favre
Start Altitude	1697m
Finish Altitude	1357m
Vertical Drop	340m
Course Length	1100m
Homologation Number	12910/11/18

Race Information		
Course setter	NESA Ivano	SUI
Gates/Turning Gates	26/24	
Start Time	13:30	

Number of Competitors: 62 Number of NOCs: 40

Penalty applied: 62.19

Rank	Bib	FIS Code	Name	Year of Birth	NOC Code	Time	Difference	Distance (m)	Race Points
1	11	502502	HOFSTEDT Adam	2002	SWE	54.56			0.00
2	8	561435	AZNOH Rok	2002	SLO	54.62	0.06	1.21	1.31
3	17	512513	RODUIT Luc	2002	SUI	54.76	0.20	4.02	4.36
4	10	6191194	BESSIERE Victor	2002	FRA	54.80	0.24	4.82	5.23
5	3	151350	KUBES David	2002	CZE	55.01	0.45	9.00	9.81
6	15	422824	REMISOEY Mikkell	2002	NOR	55.04	0.48	9.59	10.47
7	20	304888	GRAVIER Tiziano	2002	ARG	55.07	0.51	10.19	11.12
8	13	422851	SELLAEG Simen	2003	NOR	55.21	0.65	12.95	14.18
9	37	6191203	AULNETTE Auguste	2002	FRA	55.27	0.71	14.13	15.49
10	24	54734	HOFFMANN Philip	2002	AUT	55.35	0.79	15.70	17.23
11	58	502590	ERMESKOG Lukas	2003	SWE	55.38	0.82	16.29	17.88
12	14	203095	SENNHOFER Marinus	2002	GER	55.40	0.84	16.68	18.32
13	2	6191238	SAMBUIS Baptiste	2002	FRA	55.44	0.88	17.46	19.19
14	5	512497	GINI Silvano	2002	SUI	55.49	0.93	18.44	20.28
15	7	6294207	ABBRUZZESE Marco	2002	ITA	55.52	0.96	19.02	20.94
16	29	561432	KRIZAJ Martin	2002	SLO	55.61	1.05	20.77	22.90
16	16	6294276	ILLARIUZZI Gian Maria	2002	ITA	55.61	1.05	20.77	22.90
18	22	203108	GEISSLER-HAUBER Max	2002	GER	55.83	1.27	25.02	27.70
19	4	512495	ZURBRUEGG Sandro	2002	SUI	55.85	1.29	25.41	28.14
20	21	6533062	PENNINGTON Trent	2002	USA	55.88	1.32	25.98	28.79
21	28	700985	ZAMPA Teo	2002	SVK	55.92	1.36	26.75	29.66
22	6	180904	TAPANAINEN Jaakko	2002	FIN	55.98	1.42	27.90	30.97
23	40	40712	HOFFMAN Thomas	2002	AUS	56.05	1.49	29.24	32.50
24	18	54735	LOTTER Valentin	2002	AUT	56.13	1.57	30.77	34.24
25	9	6533011	GILLIS Daniel	2002	USA	56.32	1.76	34.38	38.39
26	30	221512	CUNNINGHAM Jack	2002	GBR	56.36	1.80	35.13	39.26
27	33	110473	PIROZZI Nicolas	2002	CHI	56.76	2.20	42.64	47.98
28	25	92799	STOILOV Konstantin	2002	BUL	56.77	2.21	42.82	48.20
29	19	482138	ZVERIAN Roman	2002	RUS	56.80	2.24	43.38	48.86
30	31	6294499	SARACCO Edoardo	2003	ITA	56.86	2.30	44.50	50.16
31	26	561430	STOJANOVIC Rok	2002	SLO	57.03	2.47	47.64	53.87
32	34	30479	ALARCON Bautista	2002	ARG	57.30	2.74	52.60	59.76
33	42	430854	SANETRA Bartlomiej	2002	POL	57.38	2.82	54.06	61.51
34	27	410456	MESSENGER Harrison	2003	NZL	57.59	3.03	57.87	66.09
35	32	690782	FILIAK Taras	2002	UKR	57.60	3.04	58.06	66.30
36	38	492380	SANCHEZ Juan	2002	ESP	57.62	3.06	58.42	66.74
37	39	20478	ACOSTA Ty	2002	AND	57.90	3.34	63.45	72.85
38	46	502498	GILLBERG Oskar	2002	SWE	58.22	3.66	69.15	79.83
39	41	6100238	LATULIPPE Louis	2002	CAN	58.24	3.68	69.51	80.26
40	36	6100274	WOOD Mackenzie	2002	CAN	58.27	3.71	70.04	80.92
41	44	380401	LJUTIC Tvrto	2002	CRO	58.45	3.89	73.21	84.84
42	57	6301337	KIMISHIMA Ohra	2002	JPN	58.52	3.96	74.44	86.37
42	48	460151	STANESCU Andrei Tudor	2003	ROU	58.52	3.96	74.44	86.37
44	54	60319	MASQUELIER Louis	2003	BEL	58.58	4.02	75.49	87.68
45	35	270084	RYAN Matthew	2002	IRL	58.70	4.14	77.58	90.30
46	60	6533070	PARYS Maxx	2002	USA	59.01	4.45	82.95	97.06
47	49	40717	STEGGALL Joey	2003	AUS	59.38	4.82	89.29	105.13
48	43	800027	LEONETTI Ezio	2002	ALB	1:00.19	5.63	102.89	122.80
49	47	310456	PANTELIC Ugljesa	2002	SRB	1:00.69	6.13	111.11	133.70



Results
Résultats / Ergebnisse

REVISED
11 JAN 16:53

Number of Competitors: 62 Number of NOCs: 40

Penalty applied: 62.19

Rank	Bib	FIS Code	Name	Year of Birth	NOC Code	Time	Difference	Distance (m)	Race Points
50	52	670102	SHLEMOV Vladislav	2002	KAZ	1:01.15	6.59	118.54	143.73
51	61	250459	GUDMUNDSSON Gauti	2002	ISL	1:01.32	6.76	121.27	147.44
52	51	230789	MARMARELLIS Christos	2002	GRE	1:01.73	7.17	127.77	156.38
53	59	320496	KIM Siwon	2002	KOR	1:01.96	7.40	131.38	161.40
54	53	240166	TRUNK Tamas	2003	HUN	1:02.10	7.54	133.56	164.45
55	45	520217	BERKIN Derin	2002	TUR	1:02.61	8.05	141.43	175.58
56	55	750112	LAZARESKI Mirko	2003	MKD	1:03.43	8.87	153.82	193.46
57	50	260456	SABA Roham	2003	IRI	1:04.45	9.89	168.80	215.71

DID NOT FINISH: 3 competitors

1	422810	MYKLEBUST Sindre	2002	NOR
23	221509	HOLMES Robert	2002	GBR
62	180919	HALLBERG Eduard	2003	FIN

DISQUALIFIED: 1 competitor

12	54733	WIESER Vincent	2002	AUT
----	-------	----------------	------	-----

DID NOT START: 1 competitor

56	6191228	FLORINDO Mackenson	2002	HAI
----	---------	--------------------	------	-----

Forerunners:

A-KAUFMANN Léa	B-PETER Noé	C-LANGUETIN Liam
D-CARROZ Théo	E-JAQUET Paul	

Conditions on course:

PARTLY CLOUDY Snow: HARD Temperature - Start: -1°C / 30°F Temperature - Finish: 1°C / 34°F

REVISED Bib 63 DANILAS Hans Markus (EST) has been removed from the Start List.



Penalty Calculation

Calcul de la pénalité / Strafberechnung

Best 10 at Finish

F-factor: 1190

Rank	Bib	FIS Code	Name	NOC Code	FIS Points	Best 5	Race Points
1	11	502502	HOFSTEDT Adam	SWE	69.34	69.34	0.00
2	8	561435	AZNOH Rok	SLO	59.13	59.13	1.31
3	17	512513	RODUIT Luc	SUI	80.59		
4	10	6191194	BESSIERE Victor	FRA	67.99	67.99	5.23
5	3	151350	KUBES David	CZE	65.06	65.06	9.81
6	15	422824	REMISOEY Mikkel	NOR	76.62		
7	20	30488	GRAVIER Tiziano	ARG	92.69		
8	13	422851	SELLAEG Simen	NOR	71.59	71.59	14.18
9	37	6191203	AULNETTE Auguste	FRA	118.11		
10	24	54734	HOFFMANN Philip	AUT	84.08		

Best 5 FIS Points at Start

Rank	Bib	FIS Code	Name	NOC Code	FIS Points
15	7	6294207	ABRUZZESE Marco	ITA	50.65
DSQ	12	54733	WIESER Vincent	AUT	51.80
2	8	561435	AZNOH Rok	SLO	59.13
25	9	6533011	GILLIS Daniel	USA	62.71
5	3	151350	KUBES David	CZE	65.06

TOTALS:

FIS Points of Best 5 at Start (B)	289.35	
FIS Points of Best at Finish in Top 10 (A)		333.11
Race Points of Corresponding Competitors (C)		30.53
Calculated Penalty (A+B-C):10 =>	59.19	
Rounded	59.19	
Category Adder	13.00	
Correction Value (Z)	0.00	
Calculated Penalty	72.19	
Penalty Applied	72.19	

Legend:

DSQ Disqualified



Start List

Liste de départ / Startliste

REVISED
11 JAN 16:32

Jury			Technical Data		
FIS Technical Delegate	BLANC Patrick	FRA	Course Name	Willy Favre	
Referee	FLERE Janez	FIS	Start Altitude	1697m	
Assistant Referee	PUJOL PLANELLA Jordi	FIS	Finish Altitude	1357m	
Chief of Race	CUCHE Theophile	SUI	Vertical Drop	340m	
Start Referee	KATO Kiyotaka	JPN	Course Length	1100m	
Finish Referee	GAJEWSKI Wojciech	POL	Homologation Number	12910/11/18	
Race Information					
Course setter	NESA Ivano	SUI			
Gates/Turning Gates	26/24				
Start Time	13:30				

Number of Competitors: 62 Number of NOCs: 40

Bib	FIS Code	Name	YB	NOC Code	Time
1	422810	MYKLEBUST Sindre	2002	NOR	
2	6191238	SAMBUIS Baptiste	2002	FRA	
3	151350	KUBES David	2002	CZE	
4	512495	ZURBRUEGG Sandro	2002	SUI	
5	512497	GINI Silvano	2002	SUI	
6	180904	TAPANAINEN Jaakko	2002	FIN	
7	6294207	ABBRUZZESE Marco	2002	ITA	
8	561435	AZNOH Rok	2002	SLO	
9	6533011	GILLIS Daniel	2002	USA	
10	6191194	BESSIERE Victor	2002	FRA	
11	502502	HOFSTEDT Adam	2002	SWE	
12	54733	WIESER Vincent	2002	AUT	
13	422851	SELLAEG Simen	2003	NOR	
14	203095	SENNHOFER Marinus	2002	GER	
15	422824	REMSEY Mikkel	2002	NOR	
16	6294276	ILLARIUZZI Gian Maria	2002	ITA	
17	512513	RODUI Luc	2002	SUI	
18	54735	LOTTER Valentin	2002	AUT	
19	482138	ZVERIAN Roman	2002	RUS	
20	30488	GRAVIER Tiziano	2002	ARG	
21	6533062	PENNINGTON Trent	2002	USA	
22	203108	GEISSLER-HAUBER Max	2002	GER	
23	221509	HOLMES Robert	2002	GBR	
24	54734	HOFFMANN Philip	2002	AUT	
25	92799	STOILOV Konstantin	2002	BUL	
26	561430	STOJANOVIC Rok	2002	SLO	
27	410456	MESSENGER Harrison	2003	NZL	
28	700985	ZAMPA Teo	2002	SVK	
29	561432	KRIZAJ Martin	2002	SLO	
30	221512	CUNNINGHAM Jack	2002	GBR	
31	6294499	SARACCO Edoardo	2003	ITA	
32	690782	FILIAK Taras	2002	UKR	
33	110473	PIROZZI Nicolas	2002	CHI	
34	30479	ALARCON Bautista	2002	ARG	
35	270084	RYAN Matthew	2002	IRL	
36	6100274	WOOD Mackenzie	2002	CAN	
37	6191203	AULNETTE Auguste	2002	FRA	
38	492380	SANCHEZ Juan	2002	ESP	
39	20478	ACOSTA Ty	2002	AND	
40	40712	HOFFMAN Thomas	2002	AUS	
41	6100238	LATULIPPE Louis	2002	CAN	
42	430854	SANETRA Bartlomiej	2002	POL	
43	800027	LEONETTI Ezio	2002	ALB	
44	380401	LJUTIC Tvrto	2002	CRO	
45	520217	BERKIN Derin	2002	TUR	
46	502498	GILLBERG Oskar	2002	SWE	
47	310456	PANTELIC Ugljesa	2002	SRB	
48	460151	STANESCU Andrei Tudor	2003	ROU	
49	40717	STEGGALL Joey	2003	AUS	



Start List

Liste de départ / Startliste

REVISED
11 JAN 16:32

Number of Competitors: 62 Number of NOCs: 40

Bib	FIS Code	Name	YB	NOC Code	Time
50	260456	SABA Roham	2003	IRI	_____
51	230789	MARMARELLIS Christos	2002	GRE	_____
52	670102	SHLEMOV Vladislav	2002	KAZ	_____
53	240166	TRUNK Tamas	2003	HUN	_____
54	60319	MASQUELIER Louis	2003	BEL	_____
55	750112	LAZARESKI Mirko	2003	MKD	_____
56	6191228	FLORINDO Mackenson	2002	HAI	_____
57	6301337	KIMISHIMA Ohra	2002	JPN	_____
58	502590	ERMESKOG Lukas	2003	SWE	_____
59	320496	KIM Siwon	2002	KOR	_____
60	6533070	PARYS Maxx	2002	USA	_____
61	250459	GUDMUNDSSON Gauti	2002	ISL	_____
62	180919	HALLBERG Eduard	2003	FIN	_____

Forerunners:

A-KAUFMANN Léa
D-CARROZ Théo

B-PETER Noé
E-JAQUET Paul

C-LANGUETIN Liam

Legend:


YB Year of Birth

REVISED Bib 63 DANILAS Hans Markus (EST) has been removed from the Start List.

LAUSANNE
2020



YOUTH
OLYMPIC
GAMES



Results Book



ALPINE SKIING

Men's Alpine Combined



Entry List by Event

Liste d'inscriptions par épreuve / Einschreibungsliste per Event

As of MON 13 JAN 2020

Number of Competitors: 62 Number of NOCs: 40

NOC	FIS Code	Name	Date of Birth	FIS Points (Rank)
ALB - Albania (1)	800027	LEONETTI Ezio	15 OCT 2002	-
AND - Andorra (1)	20478	ACOSTA Ty	21 AUG 2002	-
ARG - Argentina (2)	30479	ALARCON Bautista	4 JUL 2002	171.65 (880)
	30488	GRAVIER Tiziano	12 MAR 2002	207.89 (1039)
AUS - Australia (2)	40712	HOFFMAN Thomas	13 AUG 2002	-
	40717	STEGGALL Joey	17 JUL 2003	-
AUT - Austria (3)	54734	HOFFMANN Philip	29 AUG 2002	96.27 (406)
	54735	LOTTER Valentin	27 OCT 2002	129.16 (657)
	54733	WIESER Vincent	12 NOV 2002	88.84 (350)
BEL - Belgium (1)	60319	MASQUELIER Louis	15 FEB 2003	-
BUL - Bulgaria (1)	92799	STOILOV Konstantin	17 FEB 2002	-
CAN - Canada (2)	6100238	LATULIPPE Louis	29 MAY 2002	-
	6100274	WOOD Mackenzie	30 JUN 2002	-
CHI - Chile (1)	110473	PIROZZI Nicolas	12 FEB 2002	175.55 (897)
CRO - Croatia (1)	380401	LJUTIC Tvrtko	8 SEP 2002	187.94 (950)
CZE - Czech Republic (1)	151350	KUBES David	26 MAR 2002	119.50 (576)
ESP - Spain (1)	492380	SANCHEZ Juan	2 JAN 2002	-
FIN - Finland (2)	180919	HALLBERG Eduard	6 AUG 2003	-
	180904	TAPANAINEN Jaakko	19 JAN 2002	78.97 (283)
FRA - France (3)	6191203	AULNETTE Auguste	29 OCT 2002	150.97 (784)
	6191194	BESSIERE Victor	21 FEB 2002	135.69 (698)
	6191238	SAMBUIS Baptiste	30 JAN 2002	141.21 (732)
GBR - Great Britain (2)	221512	CUNNINGHAM Jack	23 MAR 2002	133.93 (685)
	221509	HOLMES Robert	24 AUG 2002	176.33 (901)
GER - Germany (2)	203108	GEISSLER-HAUBER Max	18 AUG 2002	100.04 (436)
	203095	SENNHOFER Marinus	21 MAR 2002	103.80 (470)
GRE - Greece (1)	230789	MARMARELLIS Christos	14 JUN 2002	667.08 (1236)
HAI - Haiti (1)	6191228	FLORINDO Mackenson	7 APR 2002	-



Entry List by Event

Liste d'inscriptions par épreuve / Einschreibungsliste per Event

As of MON 13 JAN 2020

Number of Competitors: 62 Number of NOCs: 40

NOC	FIS Code	Name	Date of Birth	FIS Points (Rank)
HUN - Hungary (1)	240166	TRUNK Tamas	30 JUL 2003	-
IRI - Islamic Republic of Iran (1)	260456	SABA Roham	8 JAN 2003	-
IRL - Ireland (1)	270084	RYAN Matthew	2 MAR 2002	-
ISL - Iceland (1)	250459	GUDMUNDSSON Gauti	15 JUL 2002	-
ITA - Italy (3)	6294207	ABBRUZZESE Marco	10 AUG 2002	96.19 (402)
	6294276	ILLARIUZZI Gian Maria	11 MAR 2002	-
	6294499	SARACCO Edoardo	23 FEB 2003	-
JPN - Japan (1)	6301337	KIMISHIMA Ohra	28 JUN 2002	-
KAZ - Kazakhstan (1)	670102	SHLEMOV Vladislav	3 DEC 2002	-
KOR - Republic of Korea (1)	320496	KIM Siwon	19 JUL 2002	-
MKD - Republic of North Macedonia (1)	750112	LAZARESKI Mirko	31 JUL 2003	-
NOR - Norway (3)	422810	MYKLEBUST Sindre	19 MAY 2002	-
	422824	REMSOEY Mikkel	4 AUG 2002	-
	422851	SELLAEG Simen	19 FEB 2003	-
NZL - New Zealand (1)	410456	MESSENGER Harrison	12 DEC 2003	163.64 (848)
POL - Poland (1)	430854	SANETRA Bartlomiej	1 JUN 2002	192.46 (983)
ROU - Romania (1)	460151	STANESCU Andrei Tudor	13 JUL 2003	-
RUS - Russian Federation (1)	482138	ZVERIAN Roman	6 SEP 2002	144.46 (753)
SLO - Slovenia (3)	561435	AZNOH Rok	9 SEP 2002	81.20 (304)
	561432	KRIZAJ Martin	5 OCT 2002	100.32 (440)
	561430	STOJANOVIC Rok	24 OCT 2002	130.67 (665)
SRB - Serbia (1)	310456	PANTELIC Ugljesa	27 NOV 2002	-
SUI - Switzerland (3)	512497	GINI Silvano	8 APR 2002	100.82 (444)
	512513	RODUIT Luc	1 MAR 2002	70.19 (232)
	512495	ZURBRUEGG Sandro	21 SEP 2002	127.39 (641)



Entry List by Event

Liste d'inscriptions par épreuve / Einschreibungsliste per Event

As of MON 13 JAN 2020

Number of Competitors: 62 Number of NOCs: 40

NOC	FIS Code	Name	Date of Birth	FIS Points (Rank)
SVK - Slovakia (1)	700985	ZAMPA Teo	12 OCT 2002	-
SWE - Sweden (3)	502590	ERMESKOG Lukas	10 JUL 2003	-
	502498	GILLBERG Oskar	15 OCT 2002	-
	502502	HOFSTEDT Adam	15 FEB 2002	-
TUR - Turkey (1)	520217	BERKIN Derin	31 AUG 2002	235.64 (1123)
UKR - Ukraine (1)	690782	FILIAK Taras	22 MAR 2002	217.19 (1055)
USA - United States of America (3)	6533011	GILLIS Daniel	28 JUL 2002	129.14 (655)
	6533070	PARYS Maxx	27 JAN 2002	-
	6533062	PENNINGTON Trent	8 MAY 2002	-

Legend:

- No points



Results

Résultats / Ergebnisse

Jury			Technical Data			Super-G		Slalom	
FIS Technical Delegate	LOPEZ PRATS Santi	AND	Course Name	Willy Favre		Willy Favre		Willy Favre	
Referee	PUJOL PLANELLA Jordi	FIS	Start Altitude	1697m		1488m		1488m	
Assistant Referee	FLERE Janez	FIS	Finish Altitude	1357m		1357m		1357m	
Chief of Race	CUCHE Theophile	SUI	Vertical Drop	340m		131m		131m	
Start Referee	KATO Kiyotaka	JPN	Course Length	1100m					
Finish Referee	GAJEWSKI Wojciech	POL	Homologation Number	12910/11/18		12912/11/18		12912/11/18	
Race Information Super-G			Race Information Slalom						
Course setter	NESA Ivano	SUI	Course setter	PIBER Ales		SLO			
Gates/Turning Gates	26/24		Gates/Turning Gates	41/39					
Start Time	13:30		Start Time	10:30					

Number of Competitors: 62 Number of NOCs: 40

Penalty applied: 89.89

Rank	Bib	FIS Code	Name	Year of Birth	NOC Code	Super-G		Slalom		Total	Diff.	Race Points
						Time Rank		Time Rank				
1	37	6191203	AULNETTE Auguste	2002	FRA	55.27	(9)	33.14	(1)	1:28.41		0.00
1	15	422824	REMSEY Mikkel	2002	NOR	55.04	(6)	33.37	(2)	1:28.41		0.00
3	11	502502	HOFSTEDT Adam	2002	SWE	54.56	(1)	34.13	(7)	1:28.69	0.28	4.31
4	24	54734	HOFFMANN Philip	2002	AUT	55.35	(10)	33.40	(3)	1:28.75	0.34	5.23
5	17	512513	RODUIT Luc	2002	SUI	54.76	(3)	34.40	(10)	1:29.16	0.75	11.54
6	10	6191194	BESSIERE Victor	2002	FRA	54.80	(4)	34.53	(11)	1:29.33	0.92	14.15
7	2	6191238	SAMBUIS Baptiste	2002	FRA	55.44	(13)	34.04	(6)	1:29.48	1.07	16.46
8	6	180904	TAPANAINEN Jaakko	2002	FIN	55.98	(22)	33.89	(5)	1:29.87	1.46	22.46
9	22	203108	GEISSLER-HAUBER Max	2002	GER	55.83	(18)	34.17	(8)	1:30.00	1.59	24.46
10	5	512497	GINI Silvano	2002	SUI	55.49	(14)	34.81	(13)	1:30.30	1.89	29.07
11	13	422851	SELLAEG Simen	2003	NOR	55.21	(8)	35.12	(15)	1:30.33	1.92	29.54
12	31	6294499	SARACCO Edoardo	2003	ITA	56.86	(30)	33.67	(4)	1:30.53	2.12	32.61
13	3	151350	KUBES David	2002	CZE	55.01	(5)	35.69	(20)	1:30.70	2.29	35.23
14	4	512495	ZURBRUEGG Sandro	2002	SUI	55.85	(19)	35.27	(16)	1:31.12	2.71	41.69
15	25	92799	STOILOV Konstantin	2002	BUL	56.77	(28)	35.08	(14)	1:31.85	3.44	52.92
16	26	561430	STOJANOVIC Rok	2002	SLO	57.03	(31)	35.41	(17)	1:32.44	4.03	61.99
17	46	502498	GILLBERG Oskar	2002	SWE	58.22	(38)	34.30	(9)	1:32.52	4.11	63.22
18	33	110473	PIROZZI Nicolas	2002	CHI	56.76	(27)	35.85	(21)	1:32.61	4.20	64.61
19	9	6533011	GILLIS Daniel	2002	USA	56.32	(25)	36.42	(26)	1:32.74	4.33	66.61
20	44	380401	LJUTIC Tvrtko	2002	CRO	58.45	(41)	34.72	(12)	1:33.17	4.76	73.22
21	42	430854	SANETRA Bartlomiej	2002	POL	57.38	(33)	35.88	(22)	1:33.26	4.85	74.61
22	41	6100238	LATULIPPE Louis	2002	CAN	58.24	(39)	35.50	(19)	1:33.74	5.33	81.99
23	27	410456	MESSENGER Harrison	2003	NZL	57.59	(34)	36.25	(25)	1:33.84	5.43	83.53
24	28	700985	ZAMPA Teo	2002	SVK	55.92	(21)	38.02	(33)	1:33.94	5.53	85.07
25	35	270084	RYAN Matthew	2002	IRL	58.70	(45)	35.41	(17)	1:34.11	5.70	87.68
26	57	6301337	KIMISHIMA Ohra	2002	JPN	58.52	(42)	36.02	(23)	1:34.54	6.13	94.30
27	39	20478	ACOSTA Ty	2002	AND	57.90	(37)	36.79	(28)	1:34.69	6.28	96.60
28	54	60319	MASQUELIER Louis	2003	BEL	58.58	(44)	36.42	(26)	1:35.00	6.59	101.37
29	60	6533070	PARYS Maxx	2002	USA	59.01	(46)	36.13	(24)	1:35.14	6.73	103.53
29	32	690782	FILIAK Taras	2002	UKR	57.60	(35)	37.54	(32)	1:35.14	6.73	103.53
31	61	250459	GUJMUNDSSON Gauti	2002	ISL	1:01.32	(51)	36.85	(29)	1:38.17	9.76	150.14
32	59	320496	KIM Siwon	2002	KOR	1:01.96	(53)	37.09	(31)	1:39.05	10.64	163.67
33	47	310456	PANTELIC Ugljesa	2002	SRB	1:00.69	(49)	38.75	(34)	1:39.44	11.03	169.67
34	45	520217	BERKIN Derin	2002	TUR	1:02.61	(55)	36.87	(30)	1:39.48	11.07	170.29
35	43	800027	LEONETTI Ezio	2002	ALB	1:00.19	(48)	40.55	(35)	1:40.74	12.33	189.67
36	55	750112	LAZARESKI Mirko	2003	MKD	1:03.43	(56)	40.58	(36)	1:44.01	15.60	239.97

DID NOT FINISH SLALOM: 21 competitors

7	6294207	ABBRUZZESE Marco	2002	ITA
8	561435	AZNOH Rok	2002	SLO
14	203095	SENNHOFER Marinus	2002	GER
16	6294276	ILLARIUZZI Gian Maria	2002	ITA
18	54735	LOTTER Valentin	2002	AUT
19	482138	ZVERIAN Roman	2002	RUS
20	30488	GRAVIER Tiziano	2002	ARG
21	6533062	PENNINGTON Trent	2002	USA
29	561432	KRIZAJ Martin	2002	SLO
30	221512	CUNNINGHAM Jack	2002	GBR
34	30479	ALARCON Bautista	2002	ARG



Results

Résultats / Ergebnisse

Number of Competitors: 62 Number of NOCs: 40

Penalty applied: 89.89

Rank	Bib	FIS Code	Name	Year of Birth	NOC Code	Super-G	Slalom	Total	Diff.	Race Points
						Time Rank	Time Rank			
	36	6100274	WOOD Mackenzie	2002	CAN					
	38	492380	SANCHEZ Juan	2002	ESP					
	40	40712	HOFFMAN Thomas	2002	AUS					
	48	460151	STANESCU Andrei Tudor	2003	ROU					
	49	40717	STEGGALL Joey	2003	AUS					
	50	260456	SABA Roham	2003	IRI					
	51	230789	MARMARELLIS Christos	2002	GRE					
	52	670102	SHLEMOV Vladislav	2002	KAZ					
	53	240166	TRUNK Tamas	2003	HUN					
	58	502590	ERMESKOG Lukas	2003	SWE					

DID NOT FINISH SUPER-G: 3 competitors

	1	422810	MYKLEBUST Sindre	2002	NOR					
	23	221509	HOLMES Robert	2002	GBR					
	62	180919	HALLBERG Eduard	2003	FIN					

DISQUALIFIED SUPER-G: 1 competitor

	12	54733	WIESER Vincent	2002	AUT					
--	----	-------	----------------	------	-----	--	--	--	--	--

DID NOT START SUPER-G: 1 competitor

	56	6191228	FLORINDO Mackenson	2002	HAI					
--	----	---------	--------------------	------	-----	--	--	--	--	--

Forerunners:			
Super-G	A-KAUFMANN Léa	B-PETER Noé	C-LANGUETIN Liam
	D-CARROZ Théo	E-JAQUET Paul	
Slalom	A-KAUFMANN Léa	B-RUFFIEUX Tom	C-PITTEX Aya
	D-HUBERT Léa		

Conditions on course:

Super-G	PARTLY CLOUDY	Snow: HARD	Temperature - Start: -4°C / 25°F	Temperature - Finish: 1°C / 34°F
Slalom	PARTLY CLOUDY	Snow: HARD	Temperature - Start: -4°C / 25°F	Temperature - Finish: -1°C / 30°F



Penalty Calculation

Calcul de la pénalité / Strafberechnung

Best 10 at Finish

F-factor: 1360

Rank	Bib	FIS Code	Name	NOC Code	FIS Points	Best 5	Race Points
1	37	6191203	AULNETTE Auguste	FRA	150.97		
1	15	422824	REMSOEY Mikkel	NOR	-		
3	11	502502	HOFSTEDT Adam	SWE	-		
4	24	54734	HOFFMANN Philip	AUT	96.27	96.27	5.23
5	17	512513	RODUIT Luc	SUI	70.19	70.19	11.54
6	10	6191194	BESSIERE Victor	FRA	135.69		
7	2	6191238	SAMBUIS Baptiste	FRA	141.21		
8	6	180904	TAPANAINEN Jaakko	FIN	78.97	78.97	22.46
9	22	203108	GEISLER-HAUBER Max	GER	100.04	100.04	24.46
10	5	512497	GINI Silvano	SUI	100.82	100.82	29.07

Best 5 FIS Points at Start

Rank	Bib	FIS Code	Name	NOC Code	FIS Points
5	17	512513	RODUIT Luc	SUI	70.19
8	6	180904	TAPANAINEN Jaakko	FIN	78.97
DNF	8	561435	AZNOH Rok	SLO	81.20
DSQ	12	54733	WIESER Vincent	AUT	88.84
DNF	7	6294207	ABBRUZZESE Marco	ITA	96.19

TOTALS:

FIS Points of Best 5 at Start (B)	415.39	
FIS Points of Best at Finish in Top 10 (A)		446.29
Race Points of Corresponding Competitors (C)		92.76
Calculated Penalty (A+B-C):10 =>	76.89	
Rounded	76.89	
Category Adder	13.00	
Correction Value (Z)	0.00	
Calculated Penalty	89.89	
Penalty Applied	89.89	

Legend:

DNF Did not finish DSQ Disqualified



Start List

Liste de départ / Startliste

Jury			Technical Data			Super-G		Slalom	
FIS Technical Delegate	BLANC Patrick	FRA	Course Name	Willy Favre		Willy Favre			
Referee	FLERE Janez	FIS	Start Altitude	1697m		1488m			
Assistant Referee	PUJOL PLANELLA Jordi	FIS	Finish Altitude	1357m		1357m			
Chief of Race	CUCHE Theophile	SUI	Vertical Drop	340m		131m			
Start Referee	KATO Kiyotaka	JPN	Course Length	1100m					
Finish Referee	GAJEWSKI Wojciech	POL	Homologation Number	12910/11/18		12912/11/18			
Race Information Super-G			Race Information Slalom						
Course setter	NESA Ivano	SUI	Course setter	PIBER Ales		SLO			
Gates/Turning Gates	26/24		Gates/Turning Gates						
Start Time	13:30		Start Time	10:30					

Number of Competitors: 62 Number of NOCs: 40

Bib	FIS Code	Name	YB	NOC Code	Super-G
1	422810	MYKLEBUST Sindre	2002	NOR	_____
2	6191238	SAMBUIS Baptiste	2002	FRA	_____
3	151350	KUBES David	2002	CZE	_____
4	512495	ZURBRUEGG Sandro	2002	SUI	_____
5	512497	GINI Silvano	2002	SUI	_____
6	180904	TAPANAINEN Jaakko	2002	FIN	_____
7	6294207	ABBRUZZESE Marco	2002	ITA	_____
8	561435	AZNOH Rok	2002	SLO	_____
9	6533011	GILLIS Daniel	2002	USA	_____
10	6191194	BESSIERE Victor	2002	FRA	_____
11	502502	HOFSTEDT Adam	2002	SWE	_____
12	54733	WIESER Vincent	2002	AUT	_____
13	422851	SELLAEG Simen	2003	NOR	_____
14	203095	SENNHOFER Marinus	2002	GER	_____
15	422824	REMSEY Mikkel	2002	NOR	_____
16	6294276	ILLARIUZZI Gian Maria	2002	ITA	_____
17	512513	RODUI Luc	2002	SUI	_____
18	54735	LOTTER Valentin	2002	AUT	_____
19	482138	ZVERIAN Roman	2002	RUS	_____
20	30488	GRAVIER Tiziano	2002	ARG	_____
21	6533062	PENNINGTON Trent	2002	USA	_____
22	203108	GEISSLER-HAUBER Max	2002	GER	_____
23	221509	HOLMES Robert	2002	GBR	_____
24	54734	HOFFMANN Philip	2002	AUT	_____
25	92799	STOILOV Konstantin	2002	BUL	_____
26	561430	STOJANOVIC Rok	2002	SLO	_____
27	410456	MESSENGER Harrison	2003	NZL	_____
28	700985	ZAMPA Teo	2002	SVK	_____
29	561432	KRIZAJ Martin	2002	SLO	_____
30	221512	CUNNINGHAM Jack	2002	GBR	_____
31	6294499	SARACCO Edoardo	2003	ITA	_____
32	690782	FILIAK Taras	2002	UKR	_____
33	110473	PIROZZI Nicolas	2002	CHI	_____
34	30479	ALARCON Bautista	2002	ARG	_____
35	270084	RYAN Matthew	2002	IRL	_____
36	6100274	WOOD Mackenzie	2002	CAN	_____
37	6191203	AULNETTE Auguste	2002	FRA	_____
38	492380	SANCHEZ Juan	2002	ESP	_____
39	20478	ACOSTA Ty	2002	AND	_____
40	40712	HOFFMAN Thomas	2002	AUS	_____
41	6100238	LATULIPPE Louis	2002	CAN	_____
42	430854	SANETRA Bartlomiej	2002	POL	_____
43	800027	LEONETTI Ezio	2002	ALB	_____
44	380401	LJUTIC Tvrtko	2002	CRO	_____
45	520217	BERKIN Derin	2002	TUR	_____
46	502498	GILLBERG Oskar	2002	SWE	_____
47	310456	PANTELIC Ugljesa	2002	SRB	_____
48	460151	STANESCU Andrei Tudor	2003	ROU	_____
49	40717	STEGGALL Joey	2003	AUS	_____



Start List

Liste de départ / Startliste

Number of Competitors: 62 Number of NOCs: 40

Bib	FIS Code	Name	YB	NOC Code	Super-G
50	260456	SABA Roham	2003	IRI	_____
51	230789	MARMARELLIS Christos	2002	GRE	_____
52	670102	SHLEMOV Vladislav	2002	KAZ	_____
53	240166	TRUNK Tamas	2003	HUN	_____
54	60319	MASQUELIER Louis	2003	BEL	_____
55	750112	LAZARESKI Mirko	2003	MKD	_____
56	6191228	FLORINDO Mackenson	2002	HAI	_____
57	6301337	KIMISHIMA Ohra	2002	JPN	_____
58	502590	ERMESKOG Lukas	2003	SWE	_____
59	320496	KIM Siwon	2002	KOR	_____
60	6533070	PARYS Maxx	2002	USA	_____
61	250459	GUDMUNDSSON Gauti	2002	ISL	_____
62	180919	HALLBERG Eduard	2003	FIN	_____

Forerunners:

Super-G

A-KAUFMANN Léa

D-CARROZ Théo

B-PETER Noé

E-JAQUET Paul

C-LANGUETIN Liam

Slalom

A-KAUFMANN Léa

D-HUBERT Léa

B-RUFFIEUX Tom

C-PITTEX Aya

Legend:

YB Year of Birth



Results

Résultats / Ergebnisse

REVISED
11 JAN 8:19

Jury		
FIS Technical Delegate	BLANC Patrick	FRA
Referee	FLERE Janez	FIS
Assistant Referee	PUJOL PLANELLA Jordi	FIS
Chief of Race	CUCHE Theophile	SUI
Start Referee	KATO Kiyotaka	JPN
Finish Referee	GAJEWSKI Wojciech	POL

Race Information Super-G		
Course setter	NESA Ivano	SUI
Gates/Turning Gates	26/24	
Start Time	13:30	

Technical Data	Super-G	Slalom
Course Name	Willy Favre	Willy Favre
Start Altitude	1697m	1488m
Finish Altitude	1357m	1357m
Vertical Drop	340m	131m
Course Length	1100m	
Homologation Number	12910/11/18	12912/11/18

Race Information Slalom		
Course setter	PIBER Ales	SLO
Gates/Turning Gates		
Start Time	10:30	

Number of Competitors: 62 Number of NOCs: 40

Rank	Bib	FIS Code	Name	Year of Birth	NOC Code	Time	Difference	Distance (m)
1	11	502502	HOFSTEDT Adam	2002	SWE	54.56		
2	8	561435	AZNOH Rok	2002	SLO	54.62	0.06	1.21
3	17	512513	RODUIT Luc	2002	SUI	54.76	0.20	4.02
4	10	6191194	BESSIERE Victor	2002	FRA	54.80	0.24	4.82
5	3	151350	KUBES David	2002	CZE	55.01	0.45	9.00
6	15	422824	REMSOEY Mikkel	2002	NOR	55.04	0.48	9.59
7	20	30488	GRAVIER Tiziano	2002	ARG	55.07	0.51	10.19
8	13	422851	SELLAEG Simen	2003	NOR	55.21	0.65	12.95
9	37	6191203	AULNETTE Auguste	2002	FRA	55.27	0.71	14.13
10	24	54734	HOFFMANN Philip	2002	AUT	55.35	0.79	15.70
11	58	502590	ERMESKOG Lukas	2003	SWE	55.38	0.82	16.29
12	14	203095	SENNHOFER Marinus	2002	GER	55.40	0.84	16.68
13	2	6191238	SAMBUIS Baptiste	2002	FRA	55.44	0.88	17.46
14	5	512497	GINI Silvano	2002	SUI	55.49	0.93	18.44
15	7	6294207	ABBRUZZESE Marco	2002	ITA	55.52	0.96	19.02
16	29	561432	KRIZAJ Martin	2002	SLO	55.61	1.05	20.77
16	16	6294276	ILLARIUZZI Gian Maria	2002	ITA	55.61	1.05	20.77
18	22	203108	GEISSLER-HAUBER Max	2002	GER	55.83	1.27	25.02
19	4	512495	ZURBRUEGG Sandro	2002	SUI	55.85	1.29	25.41
20	21	6533062	PENNINGTON Trent	2002	USA	55.88	1.32	25.98
21	28	700985	ZAMPA Teo	2002	SVK	55.92	1.36	26.75
22	6	180904	TAPANAINEN Jaakko	2002	FIN	55.98	1.42	27.90
23	40	40712	HOFFMAN Thomas	2002	AUS	56.05	1.49	29.24
24	18	54735	LOTTER Valentin	2002	AUT	56.13	1.57	30.77
25	9	6533011	GILLIS Daniel	2002	USA	56.32	1.76	34.38
26	30	221512	CUNNINGHAM Jack	2002	GBR	56.36	1.80	35.13
27	33	110473	PIROZZI Nicolas	2002	CHI	56.76	2.20	42.64
28	25	92799	STOILOV Konstantin	2002	BUL	56.77	2.21	42.82
29	19	482138	ZVERIAN Roman	2002	RUS	56.80	2.24	43.38
30	31	6294499	SARACCO Edoardo	2003	ITA	56.86	2.30	44.50
31	26	561430	STOJANOVIC Rok	2002	SLO	57.03	2.47	47.64
32	34	30479	ALARCON Bautista	2002	ARG	57.30	2.74	52.60
33	42	430854	SANETRA Bartlomiej	2002	POL	57.38	2.82	54.06
34	27	410456	MESSENGER Harrison	2003	NZL	57.59	3.03	57.87
35	32	690782	FILIAK Taras	2002	UKR	57.60	3.04	58.06
36	38	492380	SANCHEZ Juan	2002	ESP	57.62	3.06	58.42
37	39	20478	ACOSTA Ty	2002	AND	57.90	3.34	63.45
38	46	502498	GILLBERG Oskar	2002	SWE	58.22	3.66	69.15
39	41	6100238	LATULIPPE Louis	2002	CAN	58.24	3.68	69.51
40	36	6100274	WOOD Mackenzie	2002	CAN	58.27	3.71	70.04
41	44	380401	LJUTIC Tvrtko	2002	CRO	58.45	3.89	73.21
42	57	6301337	KIMISHIMA Ohra	2002	JPN	58.52	3.96	74.44
42	48	460151	STANESCU Andrei Tudor	2003	ROU	58.52	3.96	74.44
44	54	60319	MASQUELIER Louis	2003	BEL	58.58	4.02	75.49
45	35	270084	RYAN Matthew	2002	IRL	58.70	4.14	77.58
46	60	6533070	PARYS Maxx	2002	USA	59.01	4.45	82.95
47	49	40717	STEGGALL Joey	2003	AUS	59.38	4.82	89.29
48	43	800027	LEONETTI Ezio	2002	ALB	1:00.19	5.63	102.89
49	47	310456	PANTELIC Ugljesa	2002	SRB	1:00.69	6.13	111.11



Results

Résultats / Ergebnisse

REVISED
11 JAN 8:19

Number of Competitors: 62 Number of NOCs: 40

Rank	Bib	FIS Code	Name	Year of Birth	NOC Code	Time	Difference	Distance (m)
50	52	670102	SHLEMOV Vladislav	2002	KAZ	1:01.15	6.59	118.54
51	61	250459	GUDMUNDSSON Gauti	2002	ISL	1:01.32	6.76	121.27
52	51	230789	MARMARELLIS Christos	2002	GRE	1:01.73	7.17	127.77
53	59	320496	KIM Siwon	2002	KOR	1:01.96	7.40	131.38
54	53	240166	TRUNK Tamas	2003	HUN	1:02.10	7.54	133.56
55	45	520217	BERKIN Derin	2002	TUR	1:02.61	8.05	141.43
56	55	750112	LAZARESKI Mirko	2003	MKD	1:03.43	8.87	153.82
57	50	260456	SABA Roham	2003	IRI	1:04.45	9.89	168.80

DID NOT FINISH SUPER-G: 3 competitors

1	422810	MYKLEBUST Sindre	2002	NOR
23	221509	HOLMES Robert	2002	GBR
62	180919	HALLBERG Eduard	2003	FIN

DISQUALIFIED SUPER-G: 1 competitor

12	54733	WIESER Vincent	2002	AUT
----	-------	----------------	------	-----

DID NOT START SUPER-G: 1 competitor

56	6191228	FLORINDO Mackenson	2002	HAI
----	---------	--------------------	------	-----

Forerunners:			
Super-G	A-KAUFMANN Léa	B-PETER Noé	C-LANGUETIN Liam
	D-CARROZ Théo	E-JAQUET Paul	
Slalom	A-KAUFMANN Léa	B-RUFFIEUX Tom	C-PITTEX Aya
	D-HUBERT Léa		

Conditions on course:

Super-G	PARTLY CLOUDY	Snow: HARD	Temperature - Start: -4°C / 25°F	Temperature - Finish: 1°C / 34°F
---------	---------------	------------	----------------------------------	----------------------------------

REVISED Bib 63 DANILAS Hans Markus (EST) has been removed from the Start List.



Start List

Liste de départ / Startliste

Jury			Technical Data			Super-G			Slalom		
FIS Technical Delegate	LOPEZ PRATS Santi	AND	Course Name	Willy Favre			Willy Favre				
Referee	PUJOL PLANELLA Jordi	FIS	Start Altitude	1697m			1488m				
Assistant Referee	FLERE Janez	FIS	Finish Altitude	1357m			1357m				
Chief of Race	CUCHE Theophile	SUI	Vertical Drop	340m			131m				
Start Referee	KATO Kiyotaka	JPN	Course Length	1100m							
Finish Referee	GAJEWSKI Wojciech	POL	Homologation Number	12910/11/18			12912/11/18				
Race Information Super-G			Race Information Slalom								
Course setter	NESA Ivano	SUI	Course setter	PIBER Ales			SLO				
Gates/Turning Gates	26/24		Gates/Turning Gates	41/39							
Start Time	13:30		Start Time	10:30							

Number of Competitors: 57 Number of NOCs: 39

Start Order	Bib	FIS Code	Name	YB	NOC Code	Super-G	Diff.	Rank	Slalom	Total
1	31	6294499	SARACCO Edoardo	2003	ITA	56.86	2.30	30		
2	19	482138	ZVERIAN Roman	2002	RUS	56.80	2.24	29		
3	25	92799	STOILOV Konstantin	2002	BUL	56.77	2.21	28		
4	33	110473	PIROZZI Nicolas	2002	CHI	56.76	2.20	27		
5	30	221512	CUNNINGHAM Jack	2002	GBR	56.36	1.80	26		
6	9	6533011	GILLIS Daniel	2002	USA	56.32	1.76	25		
7	18	54735	LOTTER Valentin	2002	AUT	56.13	1.57	24		
8	40	40712	HOFFMAN Thomas	2002	AUS	56.05	1.49	23		
9	6	180904	TAPANAINEN Jaakko	2002	FIN	55.98	1.42	22		
10	28	700985	ZAMPA Teo	2002	SVK	55.92	1.36	21		
11	21	6533062	PENNINGTON Trent	2002	USA	55.88	1.32	20		
12	4	512495	ZURBRUEGG Sandro	2002	SUI	55.85	1.29	19		
13	22	203108	GEISSLER-HAUBER Max	2002	GER	55.83	1.27	18		
14	16	6294276	ILLARIUZZI Gian Maria	2002	ITA	55.61	1.05	16		
15	29	561432	KRIZAJ Martin	2002	SLO	55.61	1.05	16		
16	7	6294207	ABBRUZZESE Marco	2002	ITA	55.52	0.96	15		
17	5	512497	GINI Silvano	2002	SUI	55.49	0.93	14		
18	2	6191238	SAMBUIS Baptiste	2002	FRA	55.44	0.88	13		
19	14	203095	SENNHOFER Marinus	2002	GER	55.40	0.84	12		
20	58	502590	ERMESKOG Lukas	2003	SWE	55.38	0.82	11		
21	24	54734	HOFFMANN Philip	2002	AUT	55.35	0.79	10		
22	37	6191203	AULNETTE Auguste	2002	FRA	55.27	0.71	9		
23	13	422851	SELLAEG Simen	2003	NOR	55.21	0.65	8		
24	20	30488	GRAVIER Tiziano	2002	ARG	55.07	0.51	7		
25	15	422824	REMSOEY Mikkel	2002	NOR	55.04	0.48	6		
26	3	151350	KUBES David	2002	CZE	55.01	0.45	5		
27	10	6191194	BESSIERE Victor	2002	FRA	54.80	0.24	4		
28	17	512513	RODUIT Luc	2002	SUI	54.76	0.20	3		
29	8	561435	AZNOH Rok	2002	SLO	54.62	0.06	2		
30	11	502502	HOFSTEDT Adam	2002	SWE	54.56		1		
31	26	561430	STOJANOVIC Rok	2002	SLO	57.03	2.47	31		
32	34	30479	ALARCON Bautista	2002	ARG	57.30	2.74	32		
33	42	430854	SANETRA Bartlomiej	2002	POL	57.38	2.82	33		
34	27	410456	MESENGER Harrison	2003	NZL	57.59	3.03	34		
35	32	690782	FILIAK Taras	2002	UKR	57.60	3.04	35		
36	38	492380	SANCHEZ Juan	2002	ESP	57.62	3.06	36		
37	39	20478	ACOSTA Ty	2002	AND	57.90	3.34	37		
38	46	502498	GILLBERG Oskar	2002	SWE	58.22	3.66	38		
39	41	6100238	LATULIPPE Louis	2002	CAN	58.24	3.68	39		
40	36	6100274	WOOD Mackenzie	2002	CAN	58.27	3.71	40		
41	44	380401	LJUTIC Tvrtko	2002	CRO	58.45	3.89	41		
42	57	6301337	KIMISHIMA Ohra	2002	JPN	58.52	3.96	42		
43	48	460151	STANESCU Andrei Tudor	2003	ROU	58.52	3.96	42		
44	54	60319	MASQUELIER Louis	2003	BEL	58.58	4.02	44		
45	35	270084	RYAN Matthew	2002	IRL	58.70	4.14	45		
46	60	6533070	PARYS Maxx	2002	USA	59.01	4.45	46		
47	49	40717	STEGGALL Joey	2003	AUS	59.38	4.82	47		
48	43	800027	LEONETTI Ezio	2002	ALB	1:00.19	5.63	48		
49	47	310456	PANTELIC Ugljesa	2002	SRB	1:00.69	6.13	49		



SAT 11 JAN 2020
Start Time 10:30



Start List

Liste de départ / Startliste

Number of Competitors: 57 Number of NOCs: 39

Start Order	Bib	FIS Code	Name	YB	NOC Code	Super-G	Diff.	Rank	Slalom	Total
50	52	670102	SHLEMOV Vladislav	2002	KAZ	1:01.15	6.59	50		
51	61	250459	GUDMUNDSSON Gauti	2002	ISL	1:01.32	6.76	51		
52	51	230789	MARMARELLIS Christos	2002	GRE	1:01.73	7.17	52		
53	59	320496	KIM Siwon	2002	KOR	1:01.96	7.40	53		
54	53	240166	TRUNK Tamas	2003	HUN	1:02.10	7.54	54		
55	45	520217	BERKIN Derin	2002	TUR	1:02.61	8.05	55		
56	55	750112	LAZARESKI Mirko	2003	MKD	1:03.43	8.87	56		
57	50	260456	SABA Roham	2003	IRI	1:04.45	9.89	57		

Forerunners:


Super-G	A-KAUFMANN Léa D-CARROZ Théo	B-PETER Noé E-JAQUET Paul	C-LANGUETIN Liam
Slalom	A-KAUFMANN Léa D-HUBERT Léa	B-RUFFIEUX Tom	C-PITTEX Aya

Legend:
YB Year of Birth

LAUSANNE
2020



YOUTH
OLYMPIC
GAMES



Results Book



ALPINE SKIING

Parallel Mixed Team Event



Entry List by Event

Liste d'inscriptions par épreuve / Einschreibungsliste per Event

As of TUE 14 JAN 2020

Number of Competitors: 32 Number of NOCs: 16

NOC	FIS Code	Name	Date of Birth	FIS Points (Rank)
ARG - Argentina	30488	GRAVIER Tiziano	12 MAR 2002	57.96 (923)
(2)	35294	SAINT ANTONIN Sofia	18 JAN 2002	71.86 (872)
AUS - Australia	40712	HOFFMAN Thomas	13 AUG 2002	56.60 (870)
(2)	45460	MICHAEL Zoe	3 FEB 2002	55.60 (520)
AUT - Austria	54734	HOFFMANN Philip	29 AUG 2002	43.32 (469)
(2)	56574	SALZGEBER Amanda	26 FEB 2002	46.32 (349)
CAN - Canada	108257	BROWN Sarah	5 JUN 2002	41.07 (269)
(2)	6100238	LATULIPPE Louis	29 MAY 2002	47.15 (585)
FIN - Finland	185493	POHJOLAINEN Rosa	20 JUL 2003	41.56 (274)
(2)	180904	TAPANAINEN Jaakko	19 JAN 2002	44.08 (486)
FRA - France	6191203	AULNETTE Auguste	29 OCT 2002	43.71 (477)
(2)	198253	McFARLANE Caitlin	22 MAR 2002	34.49 (193)
GBR - Great Britain	225771	DANIELS Daisi	20 JUL 2002	68.46 (807)
(2)	221509	HOLMES Robert	24 AUG 2002	69.95 (1332)
GER - Germany	203108	GEISSLER-HAUBER Max	18 AUG 2002	57.57 (905)
(2)	206933	KLEIN Lara	26 OCT 2003	47.68 (365)
ITA - Italy	6294207	ABBRUZZESE Marco	10 AUG 2002	48.88 (637)
(2)	6295752	MATHIOU Sophie	5 FEB 2002	38.62 (236)
JPN - Japan	6301337	KIMISHIMA Ohra	28 JUN 2002	50.91 (694)
(2)	308222	WAKATSUKI Yuka	25 JAN 2002	60.03 (620)
NOR - Norway	422824	REMSOEY Mikkel	4 AUG 2002	44.96 (514)
(2)	426395	SUND Malin Sofie	13 NOV 2002	67.78 (786)
RUS - Russian Federation	486228	TROFIMOVA Anastasia	28 MAR 2003	60.27 (625)
(2)	482138	ZVERIAN Roman	6 SEP 2002	51.86 (732)
SLO - Slovenia	561435	AZNOH Rok	9 SEP 2002	70.46 (1354)
(2)	565501	OPLOTNIK Anja	21 SEP 2002	47.43 (360)
SUI - Switzerland	516700	KLOPFENSTEIN Amelie	18 SEP 2002	55.77 (527)
(2)	512513	RODUIT Luc	1 MAR 2002	54.06 (802)
SWE - Sweden	507109	ARONSSON ELFMAN Hanna	29 DEC 2002	27.83 (119)
(2)	502502	HOFSTEDT Adam	15 FEB 2002	42.31 (440)
USA - United States of America	6533011	GILLIS Daniel	28 JUL 2002	69.86 (1330)
(2)	6536833	ROUNTREE-WILLIAMS Nicola	7 JUL 2002	24.73 (98)

Legend:

- No points



WED 15 JAN 2020
Start Time 11:00



Start List

Liste de départ / Startliste

REVISED
15 JAN 9:54

Jury

FIS Technical Delegate	LOPEZ PRATS Santi	AND
Referee	PUJOL PLANELLA Jordi	FIS
Assistant Referee	FLERE Janez	FIS
Chief of Race	CUCHE Theophile	SUI
Start Referee	KATO Kiyotaka	JPN
Finish Referee	GAJEWSKI Wojciech	POL

Technical Data

Course Name	Willy Favre
Start Altitude	203m
Finish Altitude	147m
Vertical Drop	56m
Homologation Number	12912/11/18

Race Information

Course setter	ROSSEL Wim	FIS
Gates	16	
Start Time	11:00	

Number of Competitors: 32 Number of NOCs: 16

Team Number	Bib	FIS Code	Name	Gender	YB
1		512381	SUI - Switzerland		
	11	516700	KLOPFENSTEIN Amelie	F	2002
	12	512513	RODUIT Luc	M	2002
2		422696	NOR - Norway		
	21	426395	SUND Malin Sofie	F	2002
	22	422824	REMSEY Mikkel	M	2002
3		6532554	USA - United States Of America		
	31	6536833	ROUNTREE-WILLIAMS Nicola	F	2002
	32	6533011	GILLIS Daniel	M	2002
4		54569	AUT - Austria		
	41	56574	SALZGEBER Amanda	F	2002
	42	54734	HOFFMANN Philip	M	2002
5		502366	SWE - Sweden		
	51	507109	ARONSSON ELFMAN Hanna	F	2002
	52	502502	HOFSTEDT Adam	M	2002
6		6190846	FRA - France		
	61	198253	McFARLANE Caitlin	F	2002
	62	6191203	AULNETTE Auguste	M	2002
7		290844	ITA - Italy		
	71	6295752	MATHIOU Sophie	F	2002
	72	6294207	ABBRUZZESE Marco	M	2002
8		561403	SLO - Slovenia		
	81	565501	OPLOTNIK Anja	F	2002
	82	561435	AZNOH Rok	M	2002
9		202966	GER - Germany		
	91	206933	KLEIN Lara	F	2003
	92	203108	GEISSLER-HAUBER Max	M	2002
10		180863	FIN - Finland		
	101	185493	POHJOLAINEN Rosa	F	2003
	102	180904	TAPANAINEN Jaakko	M	2002



WED 15 JAN 2020
Start Time 11:00



Start List

Liste de départ / Startliste

REVISED
15 JAN 9:54

Number of Competitors: 32 Number of NOCs: 16

Team Number	Bib	FIS Code	Name	Gender	YB
11		104867	CAN - Canada		
	111	108257	BROWN Sarah	F	2002
	112	6100238	LATULIPPE Louis	M	2002
12		40704	AUS - Australia		
	121	45460	MICHAEL Zoe	F	2002
	122	40712	HOFFMAN Thomas	M	2002
13		221439	GBR - Great Britain		
	131	225771	DANIELS Daisi	F	2002
	132	221509	HOLMES Robert	M	2002
14		30441	ARG - Argentina		
	141	35294	SAINT ANTONIN Sofia	F	2002
	142	30488	GRAVIER Tiziano	M	2002
15		6300816	JPN - Japan		
	151	308222	WAKATSUKI Yuka	F	2002
	152	6301337	KIMISHIMA Ohra	M	2002
16		482015	RUS - Russian Federation		
	161	486228	TROFIMOVA Anastasia	F	2003
	162	482138	ZVERIAN Roman	M	2002

Forerunners:	A-AYA PITTEX	SUI	B-BAPTISTE RABOUD	SUI
---------------------	--------------	-----	-------------------	-----

Legend:	F	Female	M	Male	YB	Year of Birth
----------------	---	--------	---	------	----	---------------

REVISED Start Time, Number of Gates, Forerunners have been added.



Brackets

Tableau de résultat / Ergebnistabelle

1/8 Finals						1/4 Finals						1/2 Finals						Finals									
Run 1	Run 2	Run 3	Run 4	Pts		Run 1	Run 2	Run 3	Run 4	Pts		Run 1	Run 2	Run 3	Run 4	Pts		Run 1	Run 2	Run 3	Run 4	Pts					
1/8 Final 1						1/4 Final 1 TB: 33.49						1/2 Final 1						Big Final									
1 SUI	Q	17.23	16.64	17.40	+0.14	3	1 SUI	17.26	16.30	17.19	16.47	2	9 GER	Q	17.24	16.11	17.22	+0.38	3	9 GER	W	+0.58	+0.17	DNF	+0.23	0	
16 RUS		DNF	+0.20	+0.36	16.86	1	9 GER	17.00	16.33	17.37	16.30	2	4 AUT		+0.18	+0.37	+0.02	16.02	2	10 FIN		16.72	16.15	16.68	16.21	4	
		161	162	161	162				TB: 33.30	91	92	91	92			41	42	41	42			101	102	101	102		
1/8 Final 2						1/4 Final 2						1/2 Final 2						Small Final TB: 33.21									
8 SLO		+1.01	+0.16	+0.17	16.79	1	5 SWE	+0.33	+0.19	+0.12	+0.45	0	6 FRA	Q	17.40	16.34	+0.36	+0.10	1	4 AUT	w	17.26	16.25	16.97	16.24	2	
9 GER	Q	17.25	16.79	17.45	DNF	3	4 AUT	Q	17.00	16.20	17.23	16.04	4	10 FIN	Q	16.78	+0.04	16.74	16.10	3	6 FRA		17.33	16.17	17.22	16.10	2
		81	82	81	82				41	42	41	42			61	62	61	62			TB: 33.32	61	62	61	62		
1/8 Final 3						1/4 Final 3 TB: 33.94						1/2 Final 2						Small Final TB: 33.32									
5 SWE	Q	17.54	+0.09	17.55	17.01	3	3 USA	17.11	16.96	16.98	17.15	2	6 FRA		DNF	16.34	+0.36	+0.10	1	4 AUT		17.26	16.25	16.97	16.24	2	
12 AUS		+0.91	17.04	+0.63	DNF	1	6 FRA	Q	17.22	16.43	17.35	16.26	2	10 FIN	Q	16.78	+0.04	16.74	16.10	3	6 FRA		17.33	16.17	17.22	16.10	2
		51	52	51	52				TB: 33.48	61	62	61	62			61	62	61	62			61	62	61	62		
1/8 Final 4						1/4 Final 4						1/2 Final 2						Small Final TB: 33.32									
4 AUT	Q	17.71	16.19	17.38	16.41	4	10 FIN	Q	16.93	16.16	16.82	+0.10	3	6 FRA		DNF	16.34	+0.36	+0.10	1	4 AUT		17.26	16.25	16.97	16.24	2
13 GBR		+0.70	DNF	+6.43	+0.02	0	2 NOR		+0.12	+0.09	+0.31	16.21	1	10 FIN	Q	16.78	+0.04	16.74	16.10	3	6 FRA		17.33	16.17	17.22	16.10	2
		41	42	41	42				21	22	21	22			61	62	61	62			61	62	61	62			
1/8 Final 5						1/4 Final 4						1/2 Final 2						Small Final TB: 33.32									
3 USA	Q	17.31	16.96	17.50	+0.31	3	10 FIN	Q	16.93	16.16	16.82	+0.10	3	6 FRA		DNF	16.34	+0.36	+0.10	1	4 AUT		17.26	16.25	16.97	16.24	2
14 ARG		+0.72	+0.18	+1.95	16.68	1	2 NOR		+0.12	+0.09	+0.31	16.21	1	10 FIN	Q	16.78	+0.04	16.74	16.10	3	6 FRA		17.33	16.17	17.22	16.10	2
		31	32	31	32				21	22	21	22			61	62	61	62			61	62	61	62			
1/8 Final 6						1/4 Final 4						1/2 Final 2						Small Final TB: 33.32									
6 FRA	Q	17.40	16.39	17.61	16.66	4	10 FIN	Q	16.93	16.16	16.82	+0.10	3	6 FRA		DNF	16.34	+0.36	+0.10	1	4 AUT		17.26	16.25	16.97	16.24	2
11 CAN		+1.72	+0.85	+2.54	DNF	0	2 NOR		+0.12	+0.09	+0.31	16.21	1	10 FIN	Q	16.78	+0.04	16.74	16.10	3	6 FRA		17.33	16.17	17.22	16.10	2
		61	62	61	62				21	22	21	22			61	62	61	62			61	62	61	62			
1/8 Final 7						1/4 Final 4						1/2 Final 2						Small Final TB: 33.32									
7 ITA		+0.77	+0.06	+0.14	+0.06	0	10 FIN	Q	16.93	16.16	16.82	+0.10	3	6 FRA		DNF	16.34	+0.36	+0.10	1	4 AUT		17.26	16.25	16.97	16.24	2
10 FIN	Q	17.23	16.52	17.20	16.31	4	2 NOR		+0.12	+0.09	+0.31	16.21	1	10 FIN	Q	16.78	+0.04	16.74	16.10	3	6 FRA		17.33	16.17	17.22	16.10	2
		71	72	71	72				21	22	21	22			61	62	61	62			61	62	61	62			
1/8 Final 8						1/4 Final 4						1/2 Final 2						Small Final TB: 33.32									
2 NOR	Q	17.35	16.46	17.40	16.33	4	10 FIN	Q	16.93	16.16	16.82	+0.10	3	6 FRA		DNF	16.34	+0.36	+0.10	1	4 AUT		17.26	16.25	16.97	16.24	2
15 JPN		+0.74	DNF	+0.33	DNS	0	2 NOR		+0.12	+0.09	+0.31	16.21	1	10 FIN	Q	16.78	+0.04	16.74	16.10	3	6 FRA		17.33	16.17	17.22	16.10	2
		21	22	21	22				21	22	21	22			61	62	61	62			61	62	61	62			
		151	152	151	152				21	22	21	22			61	62	61	62			61	62	61	62			

- Gold Finland
- Silver Germany
- Bronze Austria
- 4 France
- 5 Switzerland
- 6 United States of America
- 7 Norway
- 8 Sweden
- 9 Slovenia
- 10 Russian Federation
- 11 Argentina
- 12 Australia
- 13 Italy
- 14 Great Britain
- 15 Canada
- 16 Japan

Legend											
DNF	Did Not Finish	DNS	Did Not Start	Q	Qualified for next phase	TB	Tie break value	w	Small Final Winner	W	Big Final Winner



Start List

Liste de départ / Startliste

Number of Competitors: 8

Number of NOCs: 4

Run Order	Course Bib	FIS Code	NOC Name	Course Bib	FIS Code	NOC Name
-----------	------------	----------	----------	------------	----------	----------

Small Final

4 AUT Austria

6 FRA France

1	R 41	56574	SALZGEBER Amanda	-	B 61	198253	McFARLANE Caitlin
2	B 42	54734	HOFFMANN Philip	-	R 62	6191203	AULNETTE Auguste
3	B 41	56574	SALZGEBER Amanda	-	R 61	198253	McFARLANE Caitlin
4	R 42	54734	HOFFMANN Philip	-	B 62	6191203	AULNETTE Auguste

Big Final

9 GER Germany

10 FIN Finland

1	R 91	206933	KLEIN Lara	-	B 101	185493	POHJOLAINEN Rosa
2	B 92	203108	GEISSLER-HAUBER Max	-	R 102	180904	TAPANAINEN Jaakko
3	B 91	206933	KLEIN Lara	-	R 101	185493	POHJOLAINEN Rosa
4	R 92	203108	GEISSLER-HAUBER Max	-	B 102	180904	TAPANAINEN Jaakko

Legend:

B Blue **R** Red



Results

Résultats / Ergebnisse

Number of Competitors: 8 Number of NOCs: 4

Run Order	Course Bib	FIS Code	NOC Name	Time	Pts Gap	Course Bib	FIS Code	NOC Name	Time	Pts Gap	
Small Final											
3rd Place				2				4th Place			
4 AUT Austria				6 FRA France				2			
1	R 41	56574	SALZGEBER Amanda	17.26	-	B 61	198253	McFARLANE Caitlin	17.33	+0.07	
2	B 42	54734	HOFFMANN Philip	16.25	+0.08	R 62	6191203	AULNETTE Auguste	16.17		
3	B 41	56574	SALZGEBER Amanda	16.97	-	R 61	198253	McFARLANE Caitlin	17.22	+0.25	
4	R 42	54734	HOFFMANN Philip	16.24	+0.14	B 62	6191203	AULNETTE Auguste	16.10		
Big Final											
2nd Place				0				Winner			
9 GER Germany				10 FIN Finland				4			
1	R 91	206933	KLEIN Lara	17.30	+0.58	B 101	185493	POHJOLAINEN Rosa	16.72		
2	B 92	203108	GEISLER-HAUBER Max	16.32	+0.17	R 102	180904	TAPANAINEN Jaakko	16.15		
3	B 91	206933	KLEIN Lara	DNF	-	R 101	185493	POHJOLAINEN Rosa	16.68		
4	R 92	203108	GEISLER-HAUBER Max	16.44	+0.23	B 102	180904	TAPANAINEN Jaakko	16.21		

Legend:	B Blue	DNF Did Not Finish	Pts Points	R Red
----------------	---------------	---------------------------	-------------------	--------------



Start List

Liste de départ / Startliste

Number of Competitors: 8

Number of NOCs: 4

Run Order	Course Bib	FIS Code	NOC Name	Course Bib	FIS Code	NOC Name
-----------	------------	----------	----------	------------	----------	----------

Heat 1

9 GER Germany

4 AUT Austria

1	R 91	206933	KLEIN Lara	-	B 41	56574	SALZGEBER Amanda
2	B 92	203108	GEISSLER-HAUBER Max	-	R 42	54734	HOFFMANN Philip
3	B 91	206933	KLEIN Lara	-	R 41	56574	SALZGEBER Amanda
4	R 92	203108	GEISSLER-HAUBER Max	-	B 42	54734	HOFFMANN Philip

Heat 2

6 FRA France

10 FIN Finland

1	R 61	198253	McFARLANE Caitlin	-	B 101	185493	POHJOLAINEN Rosa
2	B 62	6191203	AULNETTE Auguste	-	R 102	180904	TAPANAINEN Jaakko
3	B 61	198253	McFARLANE Caitlin	-	R 101	185493	POHJOLAINEN Rosa
4	R 62	6191203	AULNETTE Auguste	-	B 102	180904	TAPANAINEN Jaakko

Legend:

B Blue R Red



Results

Résultats / Ergebnisse

Number of Competitors: 8 Number of NOCs: 4

Run Order	Course Bib	FIS Code	NOC Name	Time	Pts Gap	Course Bib	FIS Code	NOC Name	Time	Pts Gap	
Heat 1											
Qualified											
	9	GER	Germany			3		4	AUT	Austria	1
1	R 91	206933	KLEIN Lara	17.24	-	B 41	56574	SALZGEBER Amanda	17.42	+0.18	
2	B 92	203108	GEISSLER-HAUBER Max	16.11	-	R 42	54734	HOFFMANN Philip	16.48	+0.37	
3	B 91	206933	KLEIN Lara	17.22	-	R 41	56574	SALZGEBER Amanda	17.24	+0.02	
4	R 92	203108	GEISSLER-HAUBER Max	16.40	+0.38	B 42	54734	HOFFMANN Philip	16.02		
Heat 2											
	6	FRA	France			1		10	FIN	Finland	Qualified
										3	
1	R 61	198253	McFARLANE Caitlin	DNF	-	B 101	185493	POHJOLAINEN Rosa	16.78		
2	B 62	6191203	AULNETTE Auguste	16.34	-	R 102	180904	TAPANAINEN Jaakko	16.38	+0.04	
3	B 61	198253	McFARLANE Caitlin	17.10	+0.36	R 101	185493	POHJOLAINEN Rosa	16.74		
4	R 62	6191203	AULNETTE Auguste	16.20	+0.10	B 102	180904	TAPANAINEN Jaakko	16.10		

Legend:	B Blue	DNF Did Not Finish	Pts Points	R Red
----------------	---------------	---------------------------	-------------------	--------------



Start List

Liste de départ / Startliste

Number of Competitors: 16 Number of NOCs: 8

Run Order	Course Bib	FIS Code	NOC Name	Course Bib	FIS Code	NOC Name
-----------	------------	----------	----------	------------	----------	----------

Heat 1

1 SUI Switzerland

9 GER Germany

1	R 11	516700	KLOPFENSTEIN Amelie	-	B 91	206933	KLEIN Lara
2	B 12	512513	RODUIT Luc	-	R 92	203108	GEISSLER-HAUBER Max
3	B 11	516700	KLOPFENSTEIN Amelie	-	R 91	206933	KLEIN Lara
4	R 12	512513	RODUIT Luc	-	B 92	203108	GEISSLER-HAUBER Max

Heat 2

5 SWE Sweden

4 AUT Austria

1	R 51	507109	ARONSSON ELFMAN Hanna	-	B 41	56574	SALZGEBER Amanda
2	B 52	502502	HOFSTEDT Adam	-	R 42	54734	HOFFMANN Philip
3	B 51	507109	ARONSSON ELFMAN Hanna	-	R 41	56574	SALZGEBER Amanda
4	R 52	502502	HOFSTEDT Adam	-	B 42	54734	HOFFMANN Philip

Heat 3

3 USA United States of America

6 FRA France

1	R 31	6536833	ROUNTREE-WILLIAMS Nicola	-	B 61	198253	McFARLANE Caitlin
2	B 32	6533011	GILLIS Daniel	-	R 62	6191203	AULNETTE Auguste
3	B 31	6536833	ROUNTREE-WILLIAMS Nicola	-	R 61	198253	McFARLANE Caitlin
4	R 32	6533011	GILLIS Daniel	-	B 62	6191203	AULNETTE Auguste

Heat 4

10 FIN Finland

2 NOR Norway

1	R 101	185493	POHJOLAINEN Rosa	-	B 21	426395	SUND Malin Sofie
2	B 102	180904	TAPANAINEN Jaakko	-	R 22	422824	REMSEY Mikkel
3	B 101	185493	POHJOLAINEN Rosa	-	R 21	426395	SUND Malin Sofie
4	R 102	180904	TAPANAINEN Jaakko	-	B 22	422824	REMSEY Mikkel

Legend:

B Blue **R** Red



Results

Résultats / Ergebnisse

Number of Competitors: 16 Number of NOCs: 8

Run Order	Course Bib	FIS Code	NOC Name	Time	Pts Gap	Course Bib	FIS Code	NOC Name	Time	Pts Gap	
Heat 1											
				33.49				Qualified by Time: 33.30			
1	SUI		Switzerland			2	9	GER	Germany	2	
1	R 11	516700	KLOPFENSTEIN Amelie	17.26	+0.26	-	B 91	206933	KLEIN Lara	17.00	
2	B 12	512513	RODUIT Luc	16.30		-	R 92	203108	GEISSLER-HAUBER Max	16.33 +0.03	
3	B 11	516700	KLOPFENSTEIN Amelie	17.19		-	R 91	206933	KLEIN Lara	17.37 +0.18	
4	R 12	512513	RODUIT Luc	16.47	+0.17	-	B 92	203108	GEISSLER-HAUBER Max	16.30	
Heat 2											
						0	4	AUT	Austria	4	
1	R 51	507109	ARONSSON ELFMAN Hanna	17.33	+0.33	-	B 41	56574	SALZGEBER Amanda	17.00	
2	B 52	502502	HOFSTEDT Adam	16.39	+0.19	-	R 42	54734	HOFFMANN Philip	16.20	
3	B 51	507109	ARONSSON ELFMAN Hanna	17.35	+0.12	-	R 41	56574	SALZGEBER Amanda	17.23	
4	R 52	502502	HOFSTEDT Adam	16.49	+0.45	-	B 42	54734	HOFFMANN Philip	16.04	
Heat 3											
				33.94				Qualified by Time: 33.48			
3	USA		United States of America			2	6	FRA	France	2	
1	R 31	6536833	ROUNTREE-WILLIAMS Nicola	17.11		-	B 61	198253	McFARLANE Caitlin	17.22 +0.11	
2	B 32	6533011	GILLIS Daniel	16.96	+0.53	-	R 62	6191203	AULNETTE Auguste	16.43	
3	B 31	6536833	ROUNTREE-WILLIAMS Nicola	16.98		-	R 61	198253	McFARLANE Caitlin	17.35 +0.37	
4	R 32	6533011	GILLIS Daniel	17.15	+0.89	-	B 62	6191203	AULNETTE Auguste	16.26	
Heat 4											
				Qualified							
10	FIN		Finland			3	2	NOR	Norway	1	
1	R 101	185493	POHJOLAINEN Rosa	16.93		-	B 21	426395	SUND Malin Sofie	17.05 +0.12	
2	B 102	180904	TAPANAINEN Jaakko	16.16		-	R 22	422824	REMSOEY Mikkel	16.25 +0.09	
3	B 101	185493	POHJOLAINEN Rosa	16.82		-	R 21	426395	SUND Malin Sofie	17.13 +0.31	
4	R 102	180904	TAPANAINEN Jaakko	16.31	+0.10	-	B 22	422824	REMSOEY Mikkel	16.21	

Legend:
B Blue Pts Points R Red



Start List

Liste de départ / Startliste

REVISED
15 JAN 9:01

Number of Competitors: 32 Number of NOCs: 16

Run Order	Course Bib	FIS Code	NOC Name	Course Bib	FIS Code	NOC Name
Heat 1						
1 SUI Switzerland			16 RUS Russian Federation			
1	R 11	516700	KLOPFENSTEIN Amelie	-	B 161	486228 TROFIMOVA Anastasia
2	B 12	512513	RODUIT Luc	-	R 162	482138 ZVERIAN Roman
3	B 11	516700	KLOPFENSTEIN Amelie	-	R 161	486228 TROFIMOVA Anastasia
4	R 12	512513	RODUIT Luc	-	B 162	482138 ZVERIAN Roman
Heat 2						
8 SLO Slovenia			9 GER Germany			
1	R 81	565501	OPLOTNIK Anja	-	B 91	206933 KLEIN Lara
2	B 82	561435	AZNOH Rok	-	R 92	203108 GEISSLER-HAUBER Max
3	B 81	565501	OPLOTNIK Anja	-	R 91	206933 KLEIN Lara
4	R 82	561435	AZNOH Rok	-	B 92	203108 GEISSLER-HAUBER Max
Heat 3						
5 SWE Sweden			12 AUS Australia			
1	R 51	507109	ARONSSON ELFMAN Hanna	-	B 121	45460 MICHAEL Zoe
2	B 52	502502	HOFSTEDT Adam	-	R 122	40712 HOFFMAN Thomas
3	B 51	507109	ARONSSON ELFMAN Hanna	-	R 121	45460 MICHAEL Zoe
4	R 52	502502	HOFSTEDT Adam	-	B 122	40712 HOFFMAN Thomas
Heat 4						
4 AUT Austria			13 GBR Great Britain			
1	R 41	56574	SALZGEBER Amanda	-	B 131	225771 DANIELS Daisi
2	B 42	54734	HOFFMANN Philip	-	R 132	221509 HOLMES Robert
3	B 41	56574	SALZGEBER Amanda	-	R 131	225771 DANIELS Daisi
4	R 42	54734	HOFFMANN Philip	-	B 132	221509 HOLMES Robert
Heat 5						
3 USA United States of America			14 ARG Argentina			
1	R 31	6536833	ROUNTREE-WILLIAMS Nicola	-	B 141	35294 SAINT ANTONIN Sofia
2	B 32	6533011	GILLIS Daniel	-	R 142	30488 GRAVIER Tiziano
3	B 31	6536833	ROUNTREE-WILLIAMS Nicola	-	R 141	35294 SAINT ANTONIN Sofia
4	R 32	6533011	GILLIS Daniel	-	B 142	30488 GRAVIER Tiziano



WED 15 JAN 2020

Start Time 11:00



Start List

Liste de départ / Startliste

REVISED
15 JAN 9:01

Number of Competitors: 32 Number of NOCs: 16

Run Order	Course Bib	FIS Code	NOC Name	Course Bib	FIS Code	NOC Name
-----------	------------	----------	----------	------------	----------	----------

Heat 6

6 FRA France

11 CAN Canada

1	R 61	198253	McFARLANE Caitlin
2	B 62	6191203	AULNETTE Auguste
3	B 61	198253	McFARLANE Caitlin
4	R 62	6191203	AULNETTE Auguste

-	B 111	108257	BROWN Sarah
-	R 112	6100238	LATULIPPE Louis
-	R 111	108257	BROWN Sarah
-	B 112	6100238	LATULIPPE Louis

Heat 7

7 ITA Italy

10 FIN Finland

1	R 71	6295752	MATHIOU Sophie
2	B 72	6294207	ABBRUZZESE Marco
3	B 71	6295752	MATHIOU Sophie
4	R 72	6294207	ABBRUZZESE Marco

-	B 101	185493	POHJOLAINEN Rosa
-	R 102	180904	TAPANAINEN Jaakko
-	R 101	185493	POHJOLAINEN Rosa
-	B 102	180904	TAPANAINEN Jaakko

Heat 8

2 NOR Norway

15 JPN Japan

1	R 21	426395	SUND Malin Sofie
2	B 22	422824	REMISOEY Mikkel
3	B 21	426395	SUND Malin Sofie
4	R 22	422824	REMISOEY Mikkel

-	B 151	308222	WAKATSUKI Yuka
-	R 152	6301337	KIMISHIMA Ohra
-	R 151	308222	WAKATSUKI Yuka
-	B 152	6301337	KIMISHIMA Ohra

Legend:	B	Blue	R	Red
----------------	---	------	---	-----

REVISED

Start Time has been updated.



Results

Résultats / Ergebnisse

Number of Competitors: 32 Number of NOCs: 16

Run Order	Course Bib	FIS Code	NOC Name	Time	Pts Gap	Course Bib	FIS Code	NOC Name	Time	Pts Gap
Heat 1										
Qualified										
	1	SUI	Switzerland			3	16	RUS	Russian Federation	1
1	R 11	516700	KLOPFENSTEIN Amelie	17.23	-	B 161	486228	TROFIMOVA Anastasia		DNF
2	B 12	512513	RODUIT Luc	16.64	-	R 162	482138	ZVERIAN Roman	16.84	+0.20
3	B 11	516700	KLOPFENSTEIN Amelie	17.40	-	R 161	486228	TROFIMOVA Anastasia	17.76	+0.36
4	R 12	512513	RODUIT Luc	17.00	+0.14	B 162	482138	ZVERIAN Roman	16.86	
Heat 2										
				Qualified						
	8	SLO	Slovenia			1	9	GER	Germany	3
1	R 81	565501	OPLOTNIK Anja	18.26	+1.01	-	B 91	206933	KLEIN Lara	17.25
2	B 82	561435	AZNOH Rok	16.95	+0.16	-	R 92	203108	GEISSLER-HAUBER Max	16.79
3	B 81	565501	OPLOTNIK Anja	17.62	+0.17	-	R 91	206933	KLEIN Lara	17.45
4	R 82	561435	AZNOH Rok	16.79	-	B 92	203108	GEISSLER-HAUBER Max		DNF
Heat 3										
				Qualified						
	5	SWE	Sweden			3	12	AUS	Australia	1
1	R 51	507109	ARONSSON ELFMAN Hanna	17.54	-	B 121	45460	MICHAEL Zoe	18.45	+0.91
2	B 52	502502	HOFSTEDT Adam	17.13	+0.09	-	R 122	40712	HOFFMAN Thomas	17.04
3	B 51	507109	ARONSSON ELFMAN Hanna	17.55	-	R 121	45460	MICHAEL Zoe	18.18	+0.63
4	R 52	502502	HOFSTEDT Adam	17.01	-	B 122	40712	HOFFMAN Thomas		DNF
Heat 4										
				Qualified						
	4	AUT	Austria			4	13	GBR	Great Britain	0
1	R 41	56574	SALZGEBER Amanda	17.71	-	B 131	225771	DANIELS Daisi	18.41	+0.70
2	B 42	54734	HOFFMANN Philip	16.19	-	R 132	221509	HOLMES Robert		DNF
3	B 41	56574	SALZGEBER Amanda	17.38	-	R 131	225771	DANIELS Daisi	23.81	+6.43
4	R 42	54734	HOFFMANN Philip	16.41	-	B 132	221509	HOLMES Robert	16.43	+0.02
Heat 5										
				Qualified						
	3	USA	United States of America			3	14	ARG	Argentina	1
1	R 31	6536833	ROUNTREE-WILLIAMS Nicola	17.31	-	B 141	35294	SAINT ANTONIN Sofia	18.03	+0.72
2	B 32	6533011	GILLIS Daniel	16.96	-	R 142	30488	GRAVIER Tiziano	17.14	+0.18
3	B 31	6536833	ROUNTREE-WILLIAMS Nicola	17.50	-	R 141	35294	SAINT ANTONIN Sofia	19.45	+1.95
4	R 32	6533011	GILLIS Daniel	16.99	+0.31	B 142	30488	GRAVIER Tiziano	16.68	



Results

Résultats / Ergebnisse

Number of Competitors: 32 Number of NOCs: 16

Run Order	Course Bib	FIS Code	NOC Name	Time	Pts Gap	Course Bib	FIS Code	NOC Name	Time	Pts Gap
Heat 6										
Qualified										
	6	FRA	France			4	11	CAN	Canada	0
1	R 61	198253	McFARLANE Caitlin	17.40	-	B 111	108257	BROWN Sarah	19.12	+1.72
2	B 62	6191203	AULNETTE Auguste	16.39	-	R 112	6100238	LATULIPPE Louis	17.24	+0.85
3	B 61	198253	McFARLANE Caitlin	17.61	-	R 111	108257	BROWN Sarah	20.15	+2.54
4	R 62	6191203	AULNETTE Auguste	16.66	-	B 112	6100238	LATULIPPE Louis	DNF	
Heat 7										
	7	ITA	Italy			0	10	FIN	Finland	4
1	R 71	6295752	MATHIOU Sophie	18.00	+0.77	-	B 101	185493	POHJOLAINEN Rosa	17.23
2	B 72	6294207	ABBRUZZESE Marco	16.58	+0.06	-	R 102	180904	TAPANAINEN Jaakko	16.52
3	B 71	6295752	MATHIOU Sophie	17.34	+0.14	-	R 101	185493	POHJOLAINEN Rosa	17.20
4	R 72	6294207	ABBRUZZESE Marco	16.37	+0.06	-	B 102	180904	TAPANAINEN Jaakko	16.31
Heat 8										
Qualified										
	2	NOR	Norway			4	15	JPN	Japan	0
1	R 21	426395	SUND Malin Sofie	17.35	-	B 151	308222	WAKATSUKI Yuka	18.09	+0.74
2	B 22	422824	REMSOEY Mikkel	16.46	-	R 152	6301337	KIMISHIMA Ohra	DNF	
3	B 21	426395	SUND Malin Sofie	17.40	-	R 151	308222	WAKATSUKI Yuka	17.73	+0.33
4	R 22	422824	REMSOEY Mikkel	16.33	-	B 152	6301337	KIMISHIMA Ohra	DNS	

Legend:							
B	Blue	DNF	Did Not Finish	DNS	Did Not Start	Pts	Points
R	Red						



Official Communication
Communication officielle / Offizielle Mitteilung

Item: 1

Men's Giant Slalom Run 1 has been delayed.

Due to technical problems with the gondola, the start of the Run 1 of today's Men's Giant Slalom will be delayed until at least 11:30. The start time will be confirmed by the Jury at 10:00.

Issued by: Jury.
Time: 9:08
Date: 13 JAN 2020

This decision affects: Results
Schedule
Other

X



Official Communication
Communication officielle / Offizielle Mitteilung

Item: 2

Men's Giant Slalom has been rescheduled.

The start time of the Men's Giant Slalom Run 1 has been confirmed by the Jury for 11:30. The Run 2 will start at 14:15.

Issued by: Jury.
Time: 10:19
Date: 13 JAN 2020

This decision affects: Results
Schedule
Other

X



Official Communication
Offizielle Mitteilung / Communication officielle

Item: 3

Women's Giant Slalom results have been updated

Summary:

In consideration of the force majeure case whereby 3 athletes were delayed in a gondola, not being able to reach the start for their second run, it was decided that these athletes will be ranked after the ones who completed the 2nd run, according to their first run order.

Details:

The athlete Maisa KIVIMAKI from Finland is now ranked 38th

The athlete Nino KURTANIDZE from Georgia is now ranked 39th

The athlete Hanle VAN DER MERWE from South Africa is now ranked 40th

Issued by: FIS
Time: 10:15
Date: 17 JAN 2020

This decision affects: Results
Schedule
Other

X