


LAUSANNE
2020



YOUTH
OLYMPIC
GAMES



Results Book



LUGE

	Luge	1
1	Table of Contents	2
2	Competition Schedule	3
3	Entry List by NOC	4
4	Medallists by Event	8
5	Men's Singles	9
5.1	Final Results	10
5.2	Medallists	12
5.3	Official Training Results	13
5.3.1	Results - Training Run 1, 2 & 3	13
5.3.2	Results - Training Run 4, 5 & 6	15
5.3.3	Results - Training Run 7, 8 & 9	17
6	Women's Singles	19
6.1	Final Results	20
6.2	Medallists	22
6.3	Official Training Results	23
6.3.1	Results - Training Run 1, 2 & 3	23
6.3.2	Results - Training Run 4, 5 & 6	25
6.3.3	Results - Training Run 7, 8 & 9	27
7	Men's Doubles	29
7.1	Final Results	30
7.2	Medallists	31
7.3	Official Training Results	32
7.3.1	Results - Training Run 1, 2 & 3	32
7.3.2	Results - Training Run 4, 5 & 6	33
7.3.3	Results - Training Run 7, 8 & 9	34
8	Women's Doubles	35
8.1	Final Results	36
8.2	Medallists	37
8.3	Official Training Results	38
8.3.1	Results - Training Run 1, 2 & 3	38
8.3.2	Results - Training Run 4, 5 & 6	39
8.3.3	Results - Training Run 7, 8 & 9	40
9	Team Relay	41
9.1	Results	42
9.2	Medallists	44
9.3	Official Training Results - Training Run 1 & 2	45
10	Official Communications	48
10.1	Start time for team relay rescheduled 1	48
10.2	UKR disqualified from Men's Doubles Competition 2	49
10.3	SVK disqualified from Team Relay Competition 3	50



Competition Schedule

Horaire des compétitions / Wettkampfkalender

As of THU 16 JAN 2020

Date	Start Time	Estimated Finish Time	Event
FRI 17 JAN	8:30	9:10	Women's Singles Run 1
	9:40	10:20	Women's Singles Run 2
	11:00	11:25	Men's Doubles Run 1
	11:50	12:15	Men's Doubles Run 2
SAT 18 JAN	8:30	9:15	Men's Singles Run 1
	9:45	10:30	Men's Singles Run 2
	11:00	11:25	Women's Doubles Run 1
	12:00	12:25	Women's Doubles Run 2
MON 20 JAN	9:30	10:30	Team Relay Competition

Note:

Please check online for more details and the latest updates.



Entry List by NOC

Liste d'inscriptions par CNO / Einschreibungsliste per NOK

As of THU 9 JAN 2020

NOC	Event	FIL ID	Position	Date of Birth
AUT - Austria				
	KALLAN Noah	Men's Singles	LGAUT10912200401	9 DEC 2004
	TANZER Florian	Men's Singles	LGAUT13103200401	31 MAR 2004
	ALLMAIER Barbara	Women's Singles	LGAUT20412200301	4 DEC 2003
	EGLE Selina	Women's Singles	LGAUT21501200301	15 JAN 2003
		Women's Doubles		F
	KIPP Lara	Women's Doubles	LGAUT20410200201	B 4 OCT 2002
BIH - Bosnia Herzegovina				
	PLEHO Hamza	Men's Singles	LGBIH10107200201	1 JUL 2002
BUL - Bulgaria				
	IVANOV Nedyalko	Men's Singles	LGBUL10201200501	2 JAN 2005
		Men's Doubles		B
	MILANOV Milen	Men's Singles	LGBUL11301200301	13 JAN 2003
		Men's Doubles		F
CAN - Canada				
	ALLAN Kailey	Women's Singles	LGCAN21706200301	17 JUN 2003
	NASH Caitlin	Women's Singles	LGCAN22605200301	26 MAY 2003
		Women's Doubles		F
	CORLESS Natalie	Women's Doubles	LGCAN22711200301	B 27 NOV 2003
CHN - China				
	BAO Zhenyu	Men's Singles	LGCHN12105200201	21 MAY 2002
CZE - Czech Republic				
	VEPROVSKY Jakub	Men's Singles	LGCZE12901200501	29 JAN 2005
	CEZIKOVA Anna	Women's Singles	LGCZE20402200201	4 FEB 2002
	NOVAKOVA Marketa	Women's Doubles	LGCZE20207200401	F 2 JUL 2004
	VEJDELKOVA Anna	Women's Doubles	LGCZE21406200501	B 14 JUN 2005
GEO - Georgia				
	MTCHEDLIANI Lasha	Men's Singles	LGGEO11908200201	19 AUG 2002
	MTCHEDLIANI Luka	Men's Singles	LGGEO13004200301	30 APR 2003
GER - Germany				
	GRANCAGNOLO Timon	Men's Singles	LGGER10404200301	4 APR 2003
	KUNZE Pascal Niclas	Men's Singles	LGGER11802200301	18 FEB 2003
	JAEGER Moritz	Men's Doubles	LGGER11412200301	F 14 DEC 2003
	STEUDTE Valentin	Men's Doubles	LGGER10402200301	B 4 FEB 2003
	DEGENHARDT Jessica Doreen	Women's Singles	LGGER22104200201	21 APR 2002
		Women's Doubles		F
	FRAEBEL Merle Malou	Women's Singles	LGGER21106200301	11 JUN 2003
	SCHNEIDER Vanessa	Women's Doubles	LGGER21304200201	B 13 APR 2002



Entry List by NOC

Liste d'inscriptions par CNO / Einschreibungsliste per NOK

As of THU 9 JAN 2020

NOC	Event	FIL ID	Position	Date of Birth
ITA - Italy				
	GUFLER Alex	Men's Singles	LGITA13007200201	30 JUL 2002
	PECCEI Lukas	Men's Singles	LGITA10110200401	1 OCT 2004
	FALKENSTEINER Nadia	Women's Singles	LGITA20908200201	9 AUG 2002
		Women's Doubles		B
	PUTZER Katharina	Women's Singles	LGITA20812200201	8 DEC 2002
		Women's Doubles		F
JPN - Japan				
	ISHIKAWA Yuki	Women's Singles	LGJPN20312200201	3 DEC 2002
LAT - Latvia				
	BERZINS Gints	Men's Singles	LGLAT10803200201	8 MAR 2002
	RINKS Kaspars	Men's Singles	LGLAT11607200301	16 JUL 2003
		Men's Doubles		F
	LIEPINS Ardis	Men's Doubles	LGLAT11303200401	B
				13 MAR 2004
	KALUMA Zane	Women's Singles	LGLAT20312200401	3 DEC 2004
	MASKALE Justine	Women's Singles	LGLAT21201200201	12 JAN 2002
	ZIEDINA Viktorija	Women's Doubles	LGLAT20602200401	F
				6 FEB 2004
	ZVILNA Selina Elizabete	Women's Doubles	LGLAT22411200501	B
				24 NOV 2005
MDA - Rep. of Moldova				
	GONCEAR Marius	Men's Singles	LGMDA12712200401	27 DEC 2004
	ADAM Adriana	Women's Singles	LGMDA22107200201	21 JUL 2002
		Women's Doubles		F
	BUSUIOC Aliona	Women's Doubles	LGMDA22510200401	B
				25 OCT 2004
NOR - Norway				
	TANGNES Vaaril	Women's Singles	LGNOR21711200201	17 NOV 2002
NZL - New Zealand				
	BURKE Hunter	Men's Singles	LGNZL10908200301	9 AUG 2003
	COX Ella	Women's Singles	LGNZL22610200201	26 OCT 2002
POL - Poland				
	KIELBASA Marcin	Men's Singles	LGPOL10102200201	1 FEB 2002
	IMIOLEK Kacper	Men's Doubles	LGPOL12601200201	F
				26 JAN 2002
	MACKALA Lukasz	Men's Doubles	LGPOL10201200301	B
				2 JAN 2003
	BRYK Anna	Women's Singles	LGPOL20607200201	6 JUL 2002
	DOMOWICZ Nikola	Women's Doubles	LGPOL23008200201	F
				30 AUG 2002
	PIWKOWSKA Dominika	Women's Doubles	LGPOL21802200301	B
				18 FEB 2003



Entry List by NOC

Liste d'inscriptions par CNO / Einschreibungsliste per NOK

As of THU 9 JAN 2020

NOC	Event	FIL ID	Position	Date of Birth
ROU - Romania				
SERBAN Darius Lucian	Men's Singles	LGROU11009200201		10 SEP 2002
MOTZCA Sebastian	Men's Doubles	LGROU12005200201	F	20 MAY 2002
TUREA Razvan	Men's Doubles	LGROU10505200301	B	5 MAY 2003
BUZATOIU Corina	Women's Singles	LGROU22201200201		22 JAN 2002
CACIULAN Daria	Women's Doubles	LGROU20406200401	B	4 JUN 2004
TOLOMEY Petra Maria	Women's Doubles	LGROU22807200301	F	28 JUL 2003
RUS - Russian Federation				
BONDAREV Sergei	Men's Singles	LGRUS11611200201		16 NOV 2002
REPILOV Pavel	Men's Singles	LGRUS11607200201		16 JUL 2002
CHIRVA Iurii	Men's Doubles	LGRUS12804200201	B	28 APR 2002
KARNAUKHOV Mikhail	Men's Doubles	LGRUS10107200201	F	1 JUL 2002
LOGINOVA Diana	Women's Singles	LGRUS21402200301		14 FEB 2003
YURCHENKO Elizaveta	Women's Singles	LGRUS20806200301		8 JUN 2003
CHIRKOVA Viktoriia	Women's Doubles	LGRUS21805200301	B	18 MAY 2003
KOROTAEVA Natalia	Women's Doubles	LGRUS20103200301	F	1 MAR 2003
SLO - Slovenia				
BADZUKOV Tian	Men's Doubles	LGSLO12002200501	B	20 FEB 2005
KOVACIC Lovro	Men's Doubles	LGSLO12703200501	F	27 MAR 2005
KOVACIC Ema	Women's Singles	LGSLO21709200302		17 SEP 2003
SVK - Slovakia				
LIHON David	Men's Singles	LGSVK12312200201		23 DEC 2002
VARGA Vratislav	Men's Singles	LGSVK10902200301		9 FEB 2003
	Men's Doubles		F	
MAJERCAK Metod	Men's Doubles	LGSVK10809200201	B	8 SEP 2002
PETRIKOVA Bianka	Women's Singles	LGSVK23010200301		30 OCT 2003
	Women's Doubles		F	
TREMBOSOVA Nikola	Women's Singles	LGSVK22609200401		26 SEP 2004
	Women's Doubles		B	
TPE - Chinese Taipei				
YANG Shih-Hsun	Men's Singles	LGTPE12901200301		29 JAN 2003
	Men's Doubles		F	
YEH Meng-Jhe	Men's Singles	LGTPE10211200401		2 NOV 2004
	Men's Doubles		B	



Entry List by NOC

Liste d'inscriptions par CNO / Einschreibungsliste per NOK

As of THU 9 JAN 2020

NOC	Event	FIL ID	Position	Date of Birth
UKR - Ukraine				
PYLYPIV Oleh-Roman	Men's Singles	LGUKR10804200201		8 APR 2002
BABURA Bohdan	Men's Doubles	LGUKR12502200501	B	25 FEB 2005
MYKYIEVYCH Vadym	Men's Doubles	LGUKR12210200401	F	22 OCT 2004
TUNYTSKA Yulianna	Women's Singles	LGUKR20708200301		7 AUG 2003
ANTONIUK Nadiia	Women's Doubles	LGUKR21901200201	F	19 JAN 2002
MOKH Oleksandra	Women's Doubles	LGUKR22702200401	B	27 FEB 2004
USA - United States				
GREINER Matthew	Men's Singles	LGUSA10511200301		5 NOV 2003
HARRIS Hunter	Men's Singles	LGUSA10308200201		3 AUG 2002
DAY Sam	Men's Doubles	LGUSA11404200201	F	14 APR 2002
ECKERT Sam	Men's Doubles	LGUSA12009200201	B	20 SEP 2002
MAZLO McKenna	Women's Singles	LGUSA21503200201		15 MAR 2002
CHAN Maya	Women's Doubles	LGUSA21502200301	F	15 FEB 2003
WEILER Reannyn	Women's Doubles	LGUSA22004200201	B	20 APR 2002

Note:

Entry data may be updated until the start of competition.
Please check online for changes and the latest updates.


Legend:

B Athlete in the back position **F** Athlete in the front position

LAUSANNE
2020



YOUTH
OLYMPIC
GAMES



Results Book

LUGE

Men's Singles



Results
Résultats / Ergebnisse

Rk	Bib No.	NOC Code	Name	Start Time	Rk	Int. 1 Rk	Int. 2 Rk	Int. 3 Rk	Speed (km/h) (mph)	Finish Time	Rk	Time Behind				
1	14	LAT	BERZINS Gints	3.396	6	20.760	4	32.586	1	45.787	1	124.3	77.2	54.036	1	0.000
				3.357	5	20.711	2	32.535	2	45.747	1	124.2	77.2	54.009	1	0.000
				Total: 1:48.045 0.000												
2	5	RUS	REPILOV Pavel	3.299	1	20.701	1	32.609	2	45.872	2	123.7	76.9	54.175	2	+0.139
				3.355	4	20.671	1	32.505	1	45.761	2	123.9	77.0	54.054	2	+0.045
				Total: 1:48.229 +0.184												
3	12	GER	GRANCAGNOLO Timon	3.339	4	20.784	6	32.697	5	46.053	4	122.8	76.3	54.433	3	+0.397
				3.354	3	20.785	4	32.679	4	46.025	3	123.1	76.5	54.403	3	+0.394
				Total: 1:48.836 +0.791												
4	7	GER	KUNZE Pascal Niclas	3.407	7	20.836	7	32.762	6	46.093	6	122.9	76.3	54.519	5	+0.483
				3.438	8	20.898	6	32.797	5	46.069	4	123.5	76.7	54.442	4	+0.433
				Total: 1:48.961 +0.916												
5	16	ITA	GUFLER Alex	3.321	3	20.715	2	32.620	3	46.017	3	122.5	76.1	54.506	4	+0.470
				3.346	2	20.725	3	32.669	3	46.073	5	122.4	76.0	54.543	5	+0.534
				Total: 1:49.049 +1.004												
6	11	LAT	RINKS Kaspars	3.495	13	21.124	10	33.032	10	46.351	7	123.5	76.7	54.693	7	+0.657
				3.514	12	21.209	11	33.132	10	46.454	7	123.5	76.7	54.789	6	+0.780
				Total: 1:49.482 +1.437												
7	9	AUT	TANZER Florian	3.307	2	20.720	3	32.681	4	46.072	5	122.3	76.0	54.593	6	+0.557
				3.387	7	21.038	8	33.059	8	46.471	8	122.5	76.1	54.957	10	+0.948
				Total: 1:49.550 +1.505												
8	10	AUT	KALLAN Noah	3.444	9	21.058	9	33.003	8	46.363	8	123.2	76.5	54.736	8	+0.700
				3.463	9	21.153	9	33.110	9	46.491	10	122.6	76.1	54.910	8	+0.901
				Total: 1:49.646 +1.601												
9	2	USA	GREINER Matthew	3.520	14	21.236	14	33.190	11	46.539	10	123.3	76.6	54.897	9	+0.861
				3.541	14	21.241	12	33.155	11	46.482	9	123.2	76.5	54.833	7	+0.824
				Total: 1:49.730 +1.685												
10	8	RUS	BONDAREV Sergei	3.357	5	20.765	5	32.837	7	46.375	9	120.9	75.1	54.992	10	+0.956
				3.377	6	20.825	5	32.886	6	46.377	6	121.8	75.6	54.935	9	+0.926
				Total: 1:49.927 +1.882												
11	3	GEO	MTCHEDLIANI Lasha	3.413	8	20.967	8	33.015	9	46.777=13	120.6	74.9	55.365	14	+1.329	
				3.318	1	20.976	7	33.058	7	46.584	11	121.6	75.5	55.126	11	+1.117
				Total: 1:50.491 +2.446												
12	27	POL	KIELBASA Marcin	3.463	10	21.234	13	33.289	14	46.765	12	121.8	75.6	55.301	12	+1.265
				3.494	11	21.183	10	33.219	12	46.728	12	121.9	75.7	55.276	12	+1.267
				Total: 1:50.577 +2.532												
13	13	UKR	PYLYPIV Oleh-Roman	3.603=18		21.341	16	33.348	15	46.871	15	120.9	75.1	55.446	15	+1.410
				3.536	13	21.255	13	33.244	13	46.738	13	121.5	75.5	55.293	13	+1.284
				Total: 1:50.739 +2.694												
14	20	CHN	BAO Zhenyu	3.475	11	21.177	11	33.203	12	46.699	11	121.7	75.6	55.239	11	+1.203
				3.492	10	21.416	16	33.525	15	47.085	14	121.3	75.3	55.666	14	+1.657
				Total: 1:50.905 +2.860												



Results
Résultats / Ergebnisse

Rk	Bib No.	NOC Code	Name	Start Time	Rk	Int. 1 Rk	Int. 2 Rk	Int. 3 Rk	Speed (km/h) (mph)	Finish Time	Rk	Time Behind				
15	24	USA	HARRIS Hunter	3.539	15	21.313	15	33.431	16	47.070	17	120.5	74.8	55.725	18	+1.689
				3.562	16	21.387	15	33.589	17	47.224	17	120.6	74.9	55.880	16	+1.871
				Total:		1:51.605		+3.560								
16	6	SVK	LIHON David	3.603	=18	21.470	=18	33.500	17	46.916	16	121.0	75.2	55.462	16	+1.426
				3.604	18	21.378	14	33.384	14	47.181	16	113.2	70.3	56.446	21	+2.437
				Total:		1:51.908		+3.863								
17	28	ROU	SERBAN Darius Lucian	3.480	12	21.218	12	33.255	13	46.777	=13	121.3	75.3	55.345	13	+1.309
				3.554	15	22.237	26	34.486	25	48.086	24	121.1	75.3	56.652	24	+2.643
				Total:		1:51.997		+3.952								
18	21	NZL	BURKE Hunter	3.722	24	21.814	23	34.007	23	47.625	23	120.5	74.9	56.285	21	+2.249
				3.567	17	21.456	17	33.580	16	47.135	15	121.0	75.2	55.744	15	+1.735
				Total:		1:52.029		+3.984								
19	15	SVK	VARGA Vratislav	3.662	22	21.580	22	33.734	21	47.333	19	123.3	76.6	55.983	19	+1.947
				3.650	22	21.553	19	33.678	19	47.398	18	122.4	76.1	56.149	17	+2.140
				Total:		1:52.132		+4.087								
20	1	GEO	MTCHELIANI Luka	3.605	20	21.483	20	33.736	22	47.420	21	120.4	74.8	56.119	20	+2.083
				3.658	23	21.608	20	33.873	20	47.620	20	122.6	76.2	56.343	19	+2.334
				Total:		1:52.462		+4.417								
21	23	BIH	PLEHO Hamza	3.580	17	21.492	21	33.679	20	47.384	20	119.5	74.2	56.334	22	+2.298
				3.633	20	21.474	18	33.669	18	47.410	19	118.9	73.9	56.303	18	+2.294
				Total:		1:52.637		+4.592								
22	19	CZE	VEPROVSKY Jakub	3.702	23	21.848	24	34.089	24	47.785	24	120.3	74.7	56.515	23	+2.479
				3.711	24	21.701	21	33.910	21	47.623	21	119.7	74.3	56.397	20	+2.388
				Total:		1:52.912		+4.867								
23	4	ITA	PECCEI Lukas	3.626	21	21.470	=18	33.551	18	47.079	18	123.7	76.8	55.636	17	+1.600
				3.623	19	22.513	27	34.973	27	48.712	27	122.3	76.0	57.404	26	+3.395
				Total:		1:53.040		+4.995								
24	22	TPE	YEH Meng-Jhe	3.793	25	22.010	25	34.280	25	47.954	25	120.3	74.7	56.615	24	+2.579
				3.785	25	21.894	23	34.175	23	47.834	23	120.1	74.6	56.516	23	+2.507
				Total:		1:53.131		+5.086								
25	26	TPE	YANG Shih-Hsun	3.560	16	21.460	17	33.627	19	47.445	22	109.0	67.7	57.319	26	+3.283
				3.638	21	21.708	22	33.948	22	47.709	22	119.2	74.0	56.497	22	+2.488
				Total:		1:53.816		+5.771								
26	17	BUL	MILANOV Milen	3.819	26	22.082	26	34.341	26	48.111	26	118.5	73.6	57.018	25	+2.982
				3.837	26	22.117	24	34.447	24	48.434	26	116.9	72.6	57.509	27	+3.500
				Total:		1:54.527		+6.482								
27	25	MDA	GONCEAR Marius	3.960	27	22.784	27	35.183	27	49.002	27	121.1	75.2	57.783	27	+3.747
				3.920	27	22.231	25	34.495	26	48.168	25	122.7	76.2	56.860	25	+2.851
				Total:		1:54.643		+6.598								
18	BUL		IVANOV Nedyalko									DNS				

Legend:			
=	Equal sign indicates that two or more competitors share the same rank		
DNS	Did Not Start	Int.	Intermediate time
		No.	Number
		Rk	Rank



Medallists

Médaille(s) / Medallienträger

Medal	Name	NOC
GOLD	BERZINS Gints	LAT - Latvia
SILVER	REPILOV Pavel	RUS - Russian Federation
BRONZE	GRANCAGNOLO Timon	GER - Germany



Results

Résultats / Ergebnisse

Start Order	Bib No.	NOC Code	Name	Start Time	Rk	Int. 1	Rk	Int. 2	Rk	Int. 3	Rk	Speed (km/h) (mph)	Finish Time	Rk	Time Behind	
1	22	SVK	LIHON David	3.722	21	21.808	19	34.013	19	47.516	18	121.7	75.6	56.106	18	+2.383
				3.668	18	21.482	16	33.516	16	46.890	15	123.1	76.5	55.341	15	+1.512
				3.634	16	21.445	13	33.508	13	46.844	12	123.7	76.9	55.308	12	+1.703
2	23	SVK	VARGA Vratislav	3.850	22	22.211	24	34.533	24	48.215	24	122.9	76.3	57.038	24	+3.315
				3.721	22	21.827	22	33.943	21	47.425	20	121.7	75.6	56.111	20	+2.282
				3.772	23	21.882	22	33.994	22	47.481	21	124.4	77.3	56.096	21	+2.491
3	10	GER	GRANCAGNOLO Timon	3.492	8	21.004	=6	32.949	7	46.359	7	122.1	75.9	54.842	6	+1.119
				3.449	=5	21.091	8	33.066	9	46.469	9	122.5	76.1	54.947	10	+1.118
				3.434	5	20.922	4	32.753	3	46.023	3	123.5	76.7	54.384	4	+0.779
4	11	GER	KUNZE Pascal Niclas	3.463	5	20.939	5	32.874	5	46.164	4	123.4	76.7	54.563	4	+0.840
				3.461	7	21.012	6	32.961	4	46.280	4	126.1	78.3	54.688	5	+0.859
				3.542	11	21.027	6	32.864	6	46.034	4	124.6	77.4	54.317	3	+0.712
5	16	MDA	GONCEAR Marius	4.197	28	22.920	27	35.278	27	48.984	27	122.7	76.2	57.832	28	+4.109
				3.948	28	22.289	27	34.500	27	48.076	27	123.9	76.9	56.763	27	+2.934
				4.088	28	22.366	27	34.559	27	48.131	27	123.9	77.0	56.719	27	+3.114
6	14	LAT	BERZINS Gints	3.352	2	20.544	1	32.278	1	45.427	1	124.5	77.3	53.723	1	0.000
				3.383	3	20.703	1	32.473	1	45.604	1	125.2	77.8	53.829	1	0.000
				3.400	2	20.705	2	32.461	2	45.595	2	124.0	77.0	53.987	2	+0.382
7	15	LAT	RINKS Kaspars	3.554	10	21.203	9	33.157	9	46.500	8	123.4	76.7	54.904	8	+1.181
				3.574	13	21.185	10	33.045	=7	46.307	5	124.0	77.0	54.633	4	+0.804
				3.582	12	21.173	8	33.019	7	46.254	7	124.4	77.3	54.529	6	+0.924
8	4	BUL	IVANOV Nedyalko	3.693	17	21.860	20	34.122	21	47.873	22	119.2	74.0	56.815	22	+3.092
				3.713	21	21.774	21	33.930	20	47.545	21	120.2	74.7	56.330	21	+2.501
				3.825	26	22.031	25	34.167	24	47.766	24	120.6	74.9	56.637	25	+3.032
9	5	BUL	MILANOV Milen	3.918	26	22.016	22	34.160	22	47.776	21	120.1	74.6	56.591	21	+2.868
				3.879	27	22.065	26	34.202	25	47.754	24	120.8	75.0	56.460	23	+2.631
				3.924	27	22.197	26	34.371	26	47.936	26	120.8	75.1	56.604	24	+2.999
10	12	ITA	GUFLER Alex	3.495	9	21.004	=6	32.893	6	46.261	5	122.8	76.3	54.710	5	+0.987
				3.434	4	20.998	4	33.045	=7	46.402	7	122.7	76.2	54.838	7	+1.009
				3.438	6	21.268	10	33.626	17	47.294	20	121.5	75.5	55.863	19	+2.258
11	13	ITA	PECCEI Lukas	3.713	20	23.289	28	35.637	28	49.207	28	121.7	75.6	57.788	27	+4.065
				3.678	19	21.579	17	33.664	17	47.066	17	122.6	76.2	55.563	17	+1.734
				3.669	18	21.569	17	33.602	16	47.001	14	122.8	76.3	55.429	14	+1.824
12	27	USA	GREINER Matthew	3.639	=15	21.724	16	33.753	16	47.168	14	122.9	76.3	55.605	13	+1.882
				3.667	17	21.475	15	33.363	13	46.584	11	124.6	77.4	54.856	8	+1.027
				3.674	19	21.398	12	33.256	10	46.420	9	125.2	77.8	54.633	7	+1.028
13	28	USA	HARRIS Hunter	3.639	=15	21.737	17	33.956	17	47.706	20	119.4	74.2	56.588	20	+2.865
				3.609	15	21.586	18	33.715	18	47.340	18	120.6	74.9	56.067	19	+2.238
				3.597	13	21.493	16	33.593	15	47.193	17	121.0	75.2	55.868	20	+2.263
14	18	POL	KIELBASA Marcin	3.702	18	21.795	18	33.977	18	47.477	17	121.9	75.8	56.047	17	+2.324
				3.503	9	22.924	28	36.025	28	49.929	28	119.9	74.5	58.649	28	+4.820
				3.622	15	21.777	21	33.827	19	47.222	18	122.9	76.3	55.700	16	+2.095
15	17	NZL	BURKE Hunter	3.877	23	21.931	21	34.099	20	47.642	19	124.2	77.2	56.261	19	+2.538
				3.733	23	21.754	20	33.859	19	47.348	19	121.7	75.6	55.936	18	+2.107
				3.749	22	21.776	20	33.840	20	47.272	19	122.5	76.1	55.775	17	+2.170
16	1	AUT	KALLAN Noah	3.572	12	21.291	12	33.216	10	46.552	9	123.1	76.5	54.980	9	+1.257
				3.531	11	21.241	11	33.164	10	46.495	10	123.3	76.6	54.887	9	+1.058
				3.527	9	21.225	9	33.110	8	46.408	8	123.7	76.9	54.763	9	+1.158



Results

Résultats / Ergebnisse

Start Order	Bib No.	NOC Code	Name	Start Time	Rk	Int. 1	Rk	Int. 2	Rk	Int. 3	Rk	Speed (km/h) (mph)	Finish Time	Rk	Time Behind
17	2	AUT	TANZER Florian	3.464	6	21.088	8	33.085	8	46.566	10	124.4 77.3	55.131	10	+1.408
				3.480	8	21.054	7	32.980	5	46.330	6	122.9 76.4	54.773	6	+0.944
				3.413	3	20.927	5	32.782	4	46.054	5	123.8 76.9	54.429	5	+0.824
18	6	CHN	BAO Zhenyu	3.477	7	21.279	11	33.324	11	46.818	12	121.5 75.5	55.421	12	+1.698
				3.530	10	21.171	9	33.166	11	46.595	12	122.0 75.8	55.172	12	+1.343
				3.503	8	21.166	7	33.134	9	46.517	10	122.5 76.1	54.991	10	+1.386
19	3	BIH	PLEHO Hamza	3.892	25	22.281	26	34.707	26	48.692	26	117.9 73.2	57.714	26	+3.991
				3.679	20	21.737	19	33.957	22	47.695	23	119.3 74.1	56.580	26	+2.751
				3.678	20	21.723	19	33.908	21	47.597	22	119.8 74.4	56.649	26	+3.044
20	20	RUS	BONDAREV Sergei	3.429	4	20.898	3	32.855	4	46.269	6	122.0 75.8	54.851	7	+1.128
				3.449	=5	21.008	5	33.021	6	46.457	8	122.3 75.9	54.991	11	+1.162
				3.433	4	20.911	3	32.853	5	46.191	6	122.8 76.3	54.657	8	+1.052
21	21	RUS	REPILOV Pavel	3.365	3	20.598	2	32.347	2	45.497	2	125.1 77.7	53.758	2	+0.035
				3.380	2	20.786	2	32.572	2	45.717	2	125.6 78.1	54.049	2	+0.220
				3.383	1	20.636	1	32.392	1	45.450	1	126.1 78.3	53.605	1	0.000
22	24	TPE	YANG Shih-Hsun	3.630	14	21.523	14	33.579	13	47.184	16	119.1 74.0	55.996	16	+2.273
				3.751	24	21.848	23	33.983	23	47.644	22	119.6 74.3	56.391	22	+2.562
				3.600	14	21.471	=14	33.533	14	47.130	15	120.4 74.8	55.830	18	+2.225
23	25	TPE	YEH Meng-Jhe	3.923	27	22.135	23	34.405	23	48.104	23	119.3 74.1	56.952	23	+3.229
				3.804	25	21.943	24	34.167	24	47.806	25	120.5 74.9	56.537	24	+2.708
				3.822	25	21.998	24	34.210	25	47.807	25	120.6 74.9	56.496	23	+2.891
24	26	UKR	PYLYPIV Oleh-Roman	3.704	19	21.610	15	33.693	15	47.175	15	121.8 75.6	55.818	15	+2.095
				3.635	16	21.410	14	33.451	15	46.923	16	121.9 75.7	55.497	16	+1.668
				3.654	17	21.471	=14	33.447	12	46.880	13	122.5 76.1	55.378	13	+1.773
25	19	ROU	SERBAN Darius Lucian	3.570	11	21.468	13	33.593	14	47.134	13	121.4 75.4	55.692	14	+1.969
				3.535	12	21.324	13	33.375	14	46.798	14	122.7 76.2	55.259	13	+1.430
				3.533	10	21.294	11	33.310	11	46.685	11	123.1 76.5	55.084	11	+1.479
26	8	GEO	MTCHEDLIANI Lasha	3.338	1	20.907	4	32.810	3	46.067	3	123.9 77.0	54.432	3	+0.709
				3.359	1	20.813	3	32.696	3	45.957	3	123.8 76.9	54.306	3	+0.477
				3.460	7	22.921	28	35.529	28	49.138	28	122.3 76.0	57.607	28	+4.002
27	9	GEO	MTCHEDLIANI Luka	3.583	13	21.249	10	33.329	12	46.801	11	121.6 75.6	55.385	11	+1.662
				3.595	14	21.313	12	33.354	12	46.793	13	122.3 76.0	55.310	14	+1.481
				3.710	21	21.611	18	33.717	18	47.174	16	122.2 75.9	55.694	15	+2.089
28	7	CZE	VEPROVSKY Jakub	3.879	24	22.220	25	34.537	25	48.252	25	120.0 74.5	57.045	25	+3.322
				3.846	26	22.047	25	34.235	26	47.861	26	120.6 74.9	56.560	25	+2.731
				3.821	24	21.945	23	34.088	23	47.671	23	121.1 75.2	56.328	22	+2.723

Legend:

= Equal sign indicates that two or more competitors share the same rank

Int. Intermediate time **No.** Number **Rk** Rank



Results
Résultats / Ergebnisse

Start Order	Bib No.	NOC Code	Name	Start Time	Rk	Int. 1	Rk	Int. 2	Rk	Int. 3	Rk	Speed (km/h) (mph)	Finish Time	Rk	Time Behind			
1	7	CZE	VEPROVSKY Jakob	3.787	23	21.813	20	33.922	16	47.498	17	121.0	75.2	56.228	17	+2.438		
				3.836	23	22.046	23	34.197	23	47.772	23	120.9	75.1	56.492	22	+2.968		
				3.825	24	21.871	21	33.971	21	47.541	21	121.0	75.1	56.236	21	+2.640		
2	9	GEO	MTCHEDLIANI Luka													DNS		
																		DNS
3	8	GEO	MTCHEDLIANI Lasha	3.366	3	20.843	3	32.725	3	46.019	3	123.4	76.7	54.492	3	+0.702		
				3.366	2	20.837	4	32.713	4	46.011	4	123.3	76.6	54.480	4	+0.956		
				3.419	5	20.912	4	32.760	5	45.982	4	124.3	77.2	54.326	3	+0.730		
4	19	ROU	SERBAN Darius Lucian	3.488	9	21.149	9	33.109	9	46.535	11	122.2	75.9	55.079	10	+1.289		
				3.484	8	21.172	11	33.138	12	46.523	12	122.2	75.9	55.037	13	+1.513		
				3.485	10	21.166	10	33.088	10	46.445	12	123.2	76.5	54.892	10	+1.296		
5	26	UKR	PYLYPIV Oleh-Roman	3.773	21	21.758	17	33.805	15	47.326	15	121.8	75.6	55.964	15	+2.174		
				3.730	20	21.653	17	33.705	18	47.411	19	116.0	72.1	56.479	21	+2.955		
				3.743	20	21.819	19	33.815	19	47.247	18	122.2	75.9	55.746	17	+2.150		
6	25	TPE	YEH Meng-Jhe	3.774	22	21.837	21	34.026	21	47.667	19	119.9	74.5	56.463	19	+2.673		
				3.723	18	21.810	20	33.996	21	47.634	21	120.0	74.5	56.419	20	+2.895		
				3.784	22	22.068	24	34.304	25	47.913	25	120.7	75.0	56.618	24	+3.022		
7	24	TPE	YANG Shih-Hsun													DNS		
																		DNS
8	21	RUS	REPILOV Pavel	3.370	4	20.630	1	32.401	2	45.515	2	125.3	77.9	53.790	1	0.000		
				3.421	5	20.725	2	32.442	2	45.565	2	125.5	77.9	53.819	2	+0.295		
				3.401	2	20.797	2	32.555	2	45.662	2	125.6	78.0	53.884	2	+0.288		
9	20	RUS	BONDAREV Sergei	3.464	7	21.035	8	33.014	8	46.435	8	122.0	75.8	55.205	11	+1.415		
				3.447	7	20.986	7	32.949	8	46.344	9	122.3	75.9	54.939	12	+1.415		
				3.454	=7	21.056	8	33.006	9	46.364	9	122.8	76.3	54.895	11	+1.299		
10	3	BIH	PLEHO Hamza	3.683	17	21.714	16	33.962	18	47.895	22	117.9	73.2	57.096	23	+3.306		
				3.755	21	21.780	19	33.947	20	47.684	22	118.8	73.8	56.676	23	+3.152		
				3.684	16	21.572	17	33.710	17	47.397	20	119.7	74.4	56.298	22	+2.702		
11	6	CHN	BAO Zhenyu	3.468	8	21.797	18	33.954	17	47.430	16	122.2	75.9	55.983	16	+2.193		
				3.502	9	21.120	9	33.029	10	46.367	10	122.8	76.3	54.884	11	+1.360		
				3.436	6	21.052	7	32.956	8	46.315	8	122.9	76.3	54.929	12	+1.333		
12	2	AUT	TANZER Florian	3.363	2	20.964	6	32.885	7	46.223	7	125.7	78.1	54.760	7	+0.970		
				3.402	3	20.907	5	32.769	5	46.081	5	123.4	76.7	54.558	5	+1.034		
				3.416	4	21.013	6	32.872	6	46.191	7	122.6	76.1	54.661	7	+1.065		
13	1	AUT	KALLAN Noah	3.499	11	21.233	10	33.130	10	46.458	9	123.2	76.5	54.920	8	+1.130		
				3.554	10	21.236	12	33.103	11	46.411	11	123.3	76.6	54.839	10	+1.315		
				3.569	11	21.402	12	33.296	13	46.569	13	124.0	77.0	54.942	13	+1.346		
14	17	NZL	BURKE Hunter	3.979	25	23.068	25	35.244	24	49.654	25	116.8	72.6	58.680	26	+4.890		
				3.827	22	21.885	21	33.928	19	47.337	17	122.4	76.0	55.879	17	+2.355		
				3.799	23	21.909	22	33.974	22	47.367	19	122.7	76.2	55.880	19	+2.284		
15	18	POL	KIELBASA Marcin	3.588	13	22.844	24	35.815	26	49.706	26	119.9	74.5	58.482	25	+4.692		
				3.586	14	21.366	13	33.423	15	46.851	14	122.6	76.1	55.419	14	+1.895		
				3.597	14	21.531	15	33.589	15	46.991	15	122.7	76.2	55.532	14	+1.936		
16	28	USA	HARRIS Hunter	3.636	16	21.448	13	33.502	12	47.034	13	121.1	75.2	55.792	14	+2.002		
				3.650	15	21.419	14	33.397	14	46.901	15	121.6	75.5	55.571	16	+2.047		
				3.583	13	21.456	14	33.464	14	46.942	14	122.1	75.9	55.534	15	+1.938		



Results
Résultats / Ergebnisse

Start Order	Bib No.	NOC Code	Name	Start Time	Rk	Int. 1	Rk	Int. 2	Rk	Int. 3	Rk	Speed (km/h) (mph)	Finish Time	Rk	Time Behind
17	27	USA	GREINER Matthew	3.564	12	22.633	23	35.099	23	48.579	23	123.2 76.5	57.005	22	+3.215
				3.652	16	21.519	15	33.366	13	46.550	13	125.0 77.7	54.819	9	+1.295
				3.693	17	21.455	13	33.270	12	46.419	10	125.4 77.9	54.716	8	+1.120
18	13	ITA	PECCEI Lukas	3.708	19	21.575	14	33.575	13	47.011	12	124.4 77.3	55.583	12	+1.793
				3.729	19	21.588	16	33.593	16	46.991	16	122.8 76.3	55.526	15	+2.002
				3.710	18	23.455	26	35.771	26	49.347	26	123.7 76.8	57.979	26	+4.383
19	12	ITA	GUFLER Alex	3.448	6	20.912	4	32.784	5	46.182	6	122.3 76.0	54.708	6	+0.918
				3.412	4	20.914	6	32.786	6	46.148	6	122.7 76.2	54.643	8	+1.119
				3.454	=7	20.925	5	32.759	4	46.075	5	123.4 76.6	54.478	6	+0.882
20	5	BUL	MILANOV Milen	3.995	26	23.303	26	35.649	25	49.377	24	119.4 74.1	58.268	24	+4.478
				3.908	26	22.416	25	34.645	25	48.272	25	120.0 74.5	57.102	25	+3.578
				3.871	25	22.047	23	34.144	23	47.705	24	120.8 75.1	56.438	23	+2.842
21	4	BUL	IVANOV Nedyalko	3.736	20	21.805	19	33.964	19	47.597	18	119.6 74.3	56.526	21	+2.736
				3.874	24	22.510	26	34.796	26	48.437	26	120.1 74.6	57.252	26	+3.728
				3.764	21	21.821	20	33.935	20	47.631	22	112.9 70.1	57.068	25	+3.472
22	15	LAT	RINKS Kaspars	3.605	14	21.296	11	33.168	11	46.465	10	123.0 76.4	54.925	9	+1.135
				3.578	12	21.119	8	32.922	7	46.203	7	123.1 76.5	54.634	7	+1.110
				3.572	12	21.118	9	32.896	7	46.113	6	123.8 76.9	54.470	5	+0.874
23	14	LAT	BERZINS Gints	3.361	1	20.653	2	32.379	1	45.505	1	124.8 77.5	53.808	2	+0.018
				3.345	1	20.551	1	32.244	1	45.324	1	125.5 78.0	53.524	1	0.000
				3.396	1	20.688	1	32.388	1	45.440	1	128.3 79.7	53.596	1	0.000
24	16	MDA	GONCEAR Marius	3.906	24	22.119	22	34.262	22	47.847	21	123.6 76.8	56.517	20	+2.727
				3.885	25	22.384	24	34.572	24	48.111	24	124.2 77.2	56.688	24	+3.164
				3.982	26	22.136	25	34.207	24	47.643	23	124.9 77.6	56.226	20	+2.630
25	11	GER	KUNZE Pascal Niclas	3.498	10	21.002	7	32.869	6	46.159	5	123.7 76.8	54.585	5	+0.795
				3.583	13	21.128	10	32.983	9	46.238	8	124.1 77.1	54.583	6	+1.059
				3.477	9	21.219	11	33.171	11	46.427	11	124.3 77.2	54.753	9	+1.157
26	10	GER	GRANCAGNOLO Timon	3.415	5	20.919	5	32.764	4	46.086	4	123.3 76.6	54.522	4	+0.732
				3.441	6	20.791	3	32.604	3	45.892	3	123.6 76.8	54.288	3	+0.764
				3.411	3	20.838	3	32.654	3	45.969	3	123.0 76.4	54.380	4	+0.784
27	23	SVK	VARGA Vratislav	3.697	18	21.589	15	33.589	14	47.063	14	124.2 77.2	55.769	13	+1.979
				3.659	17	21.662	18	33.690	17	47.340	18	122.4 76.1	56.180	19	+2.656
				3.715	19	21.726	18	33.765	18	47.201	17	124.9 77.6	55.774	18	+2.178
28	22	SVK	LIHON David	3.621	15	21.420	12	34.021	20	47.757	20	120.9 75.1	56.410	18	+2.620
				3.561	11	21.905	22	34.098	22	47.570	20	123.2 76.5	56.053	18	+2.529
				3.634	15	21.552	16	33.673	16	47.194	16	122.2 75.9	55.732	16	+2.136

Legend:

= Equal sign indicates that two or more competitors share the same rank

DNS Did Not Start **Int.** Intermediate time **No.** Number **Rk** Rank



Results

Résultats / Ergebnisse

Start Order	Bib No.	NOC Code	Name	Start Time	Rk	Int. 1	Rk	Int. 2	Rk	Int. 3	Rk	Speed (km/h) (mph)	Finish Time	Rk	Time Behind	
1	1	AUT	KALLAN Noah	3.556	13	21.218	12	33.186	12	46.607	11	123.1	76.5	55.017	10	+0.970
				3.547	12	21.287	13	33.239	12	46.636	9	123.3	76.6	55.026	10	+1.053
				3.535	12	21.215	10	33.130	10	46.477	10	123.6	76.8	54.828	8	+0.882
2	2	AUT	TANZER Florian	3.366	3	20.924	6	32.900	5	46.381	8	122.2	75.9	54.933	8	+0.886
				3.402	4	21.005	7	32.945	5	46.357	6	122.7	76.2	54.854	7	+0.881
				3.465	7	21.047	7	33.008	7	46.440	9	122.4	76.0	54.926	9	+0.980
3	27	USA	GREINER Matthew	3.610	17	21.406	13	33.315	13	46.645	13	123.9	77.0	54.994	9	+0.947
				3.612	16	21.407	14	33.324	14	46.652	10	124.0	77.0	54.970	9	+0.997
				3.611	14	21.429	15	33.355	13	46.668	12	124.1	77.1	54.988	11	+1.042
4	28	USA	HARRIS Hunter	3.591	=15	21.469	17	33.583	16	47.252	18	120.7	75.0	55.958	18	+1.911
				3.590	14	21.478	16	33.548	15	47.154	17	121.1	75.2	55.798	18	+1.825
				3.645	17	21.461	17	33.541	15	47.111	17	121.6	75.5	55.704	17	+1.758
5	14	LAT	BERZINS Gints	3.388	5	20.708	1	32.523	1	45.756	1	124.3	77.2	54.047	1	0.000
				3.421	6	20.803	2	32.654	2	45.901	2	124.5	77.3	54.171	2	+0.198
				3.407	3	20.803	2	32.603	2	45.781	2	125.3	77.9	53.973	2	+0.027
6	15	LAT	RINKS Kaspars	3.519	11	21.107	9	32.954	8	46.281	5	123.2	76.5	54.677	5	+0.630
				3.554	13	21.216	=10	33.119	9	46.506	8	122.6	76.2	54.967	8	+0.994
				3.593	13	21.230	11	33.109	9	46.425	7	123.7	76.9	54.779	6	+0.833
7	20	RUS	BONDAREV Sergei	3.416	6	20.889	5	32.919	6	46.456	9	121.7	75.6	55.068	11	+1.021
				3.416	5	20.864	5	33.030	7	46.730	13	120.6	74.9	55.405	14	+1.432
				3.422	5	20.904	5	32.906	5	46.382	6	121.6	75.5	54.966	10	+1.020
8	21	RUS	REPILOV Pavel	3.353	1	20.755	2	32.595	2	45.807	2	124.3	77.2	54.097	2	+0.050
				3.343	2	20.705	1	32.508	1	45.721	1	125.0	77.6	53.973	1	0.000
				3.412	4	20.772	1	32.549	1	45.726	1	125.1	77.7	53.946	1	0.000
9	7	CZE	VEPROVSKY Jakub	3.852	26	22.008	23	34.248	25	48.003	26	120.0	74.5	56.765	25	+2.718
				3.901	27	22.130	24	34.379	25	48.083	25	120.2	74.7	56.816	25	+2.843
				3.861	25	22.011	25	34.184	25	47.839	25	121.0	75.2	56.485	23	+2.539
10	17	NZL	BURKE Hunter	3.616	18	22.014	25	34.286	26	47.912	25	121.2	75.3	56.538	23	+2.491
				3.645	18	21.592	19	33.704	19	47.209	19	122.0	75.8	55.770	16	+1.797
				3.731	22	21.791	22	33.897	21	47.450	21	122.0	75.8	55.992	18	+2.046
11	19	ROU	SERBAN Darius Lucian	3.474	8	21.127	10	33.120	10	46.583	10	122.2	75.9	55.078	12	+1.031
				3.505	10	21.234	12	33.238	11	46.697	12	122.3	76.0	55.183	11	+1.210
				3.518	10	21.281	12	33.325	12	46.788	13	122.5	76.1	55.237	13	+1.291
12	8	GEO	MTCHEDLIANI Lasha	3.364	2	20.834	3	32.725	3	46.082	3	122.8	76.3	54.520	3	+0.473
				3.336	1	20.827	3	32.742	3	46.085	3	123.2	76.5	54.502	3	+0.529
				3.348	1	20.817	3	32.728	3	46.051	3	123.5	76.7	54.435	3	+0.489
13	9	GEO	MTCHEDLIANI Luka	3.575	14	21.438	16	33.589	17	47.205	17	120.9	75.1	55.868	17	+1.821
				3.594	15	21.460	15	33.595	17	47.184	18	121.3	75.3	55.802	19	+1.829
				3.634	16	21.417	14	33.551	16	47.090	16	121.8	75.6	55.666	16	+1.720
14	10	GER	GRANCAGNOLO Timon	3.470	7	21.035	8	32.947	7	46.308	6	123.5	76.7	54.692	6	+0.645
				3.447	7	21.100	8	33.043	8	46.412	7	123.1	76.5	54.782	6	+0.809
				3.507	9	21.105	8	33.047	8	46.428	8	122.9	76.4	54.804	7	+0.858
15	11	GER	KUNZE Pascal Niclas	3.493	9	20.996	7	32.966	9	46.351	7	122.9	76.3	54.791	7	+0.744
				3.462	8	20.999	6	32.950	6	46.275	5	123.5	76.7	54.655	4	+0.682
				3.463	6	21.001	6	32.953	6	46.269	5	123.6	76.8	54.636	5	+0.690
16	4	BUL	IVANOV Nedyalko	3.766	24	22.372	27	34.766	28	48.602	28	121.5	75.5	57.477	28	+3.430
				3.838	25	23.406	28	35.886	28	49.700	28	119.4	74.2	58.528	27	+4.555
				3.899	26	23.179	28	35.652	28	49.462	28	119.3	74.1	58.304	28	+4.358



Results

Résultats / Ergebnisse

Start Order	Bib No.	NOC Code	Name	Start Time	Rk	Int. 1	Rk	Int. 2	Rk	Int. 3	Rk	Speed (km/h) (mph)	Finish Time	Rk	Time Behind
17	5	BUL	MILANOV Milen	3.961	28	22.423	28	34.732	27	48.520	27	119.2 74.1	57.381	27	+3.334
				3.837	24	22.153	25	34.378	24	48.097	26	119.6 74.3	56.898	26	+2.925
				3.959	28	22.374	27	34.586	27	48.304	27	120.2 74.7	57.051	27	+3.105
18	24	TPE	YANG Shih-Hsun	3.543	12	21.502	18	33.667 =18	18	47.458	21	117.4 73.0	56.716	24	+2.669
				3.639	17	22.512	27	34.841	27	48.789	27	114.2 70.9	58.666	28	+4.693
				3.677	18	21.763	21	34.003	23	47.798	24	118.4 73.5	56.670	25	+2.724
19	25	TPE	YEH Meng-Jhe	3.819	25	22.011	24	34.201	23	47.785	23	121.2 75.3	56.397	21	+2.350
				3.881	26	22.045	23	34.272	23	47.952	23	120.5 74.9	56.608	22	+2.635
				3.752	24	21.884	24	34.107	24	47.693	23	121.4 75.4	56.262	21	+2.316
20	3	BIH	PLEHO Hamza	3.687	22	21.670	21	33.954	22	47.754	22	119.3 74.1	56.810	26	+2.763
				3.656	19	21.622	20	33.878	20	47.658	22	119.3 74.1	56.507	21	+2.534
				3.685	20	21.615	19	33.873	20	47.684	22	119.9 74.5	56.533	24	+2.587
21	6	CHN	BAO Zhenyu	3.510	10	21.139	11	33.153	11	46.631	12	122.1 75.9	55.151	13	+1.104
				3.473	9	21.171	9	33.178	10	46.674	11	122.2 75.9	55.196	12	+1.223
				3.500	8	21.184	9	33.160	11	46.578	11	122.7 76.2	55.016	12	+1.070
22	12	ITA	GUFLER Alex	3.379	4	20.842	4	32.742	4	46.150	4	122.7 76.2	54.604	4	+0.557
				3.371	3	20.849	4	32.781	4	46.207	4	122.0 75.8	54.728	5	+0.755
				3.380	2	20.855	4	32.770	4	46.162	4	123.0 76.4	54.629	4	+0.683
23	13	ITA	PECCEI Lukas	3.636	19	21.413	14	33.471	15	46.936	15	122.5 76.1	55.433	15	+1.386
				3.739	22	21.591	18	33.671	18	47.127	16	122.2 75.9	55.658	15	+1.685
				3.748	23	21.812	23	33.935	22	47.397	19	122.9 76.3	56.271	22	+2.325
24	18	POL	KIELBASA Marcin	3.591 =15	19	21.515	19	33.765	20	47.367	20	121.5 75.5	55.974	19	+1.927
				3.527	11	21.216 =10	13	33.266	13	46.735	14	122.2 75.9	55.287	13	+1.314
				3.530	11	21.299	13	33.369	14	46.910	14	121.9 75.7	55.463	15	+1.517
25	26	UKR	PYLYPIV Oleh-Roman	3.706	23	21.603	20	33.667 =18	18	47.187	16	121.7 75.6	55.714	16	+1.667
				3.748	23	21.771	21	33.895	21	47.609	21	117.8 73.2	56.641	23	+2.668
				3.689	21	21.568	18	33.553	17	46.951	15	123.2 76.5	55.359	14	+1.413
26	16	MDA	GONCEAR Marius	3.907	27	22.029	26	34.209	24	47.831	24	123.4 76.7	56.457	22	+2.410
				3.928	28	22.199	26	34.405	26	47.995	24	121.5 75.5	56.648	24	+2.675
				3.933	27	22.213	26	34.404	26	48.016	26	122.6 76.2	56.727	26	+2.781
27	22	SVK	LIHON David	3.651	20	21.419	15	33.431	14	46.867	14	122.8 76.3	55.343	14	+1.296
				3.672	20	21.546	17	33.587	16	47.036	15	120.9 75.1	55.785	17	+1.812
				3.633	15	21.441	16	33.678	18	47.357	18	121.4 75.4	56.029	19	+2.083
28	23	SVK	VARGA Vratislav	3.661	21	21.672	22	33.778	21	47.366	19	123.3 76.6	56.105	20	+2.058
				3.732	21	21.776	22	33.897	22	47.564	20	123.0 76.4	56.310	20	+2.337
				3.681	19	21.742	20	33.851	19	47.445	20	123.4 76.7	56.128	20	+2.182

Legend:


= Equal sign indicates that two or more competitors share the same rank

Int. Intermediate time **No.** Number **Rk** Rank


LAUSANNE
2020



YOUTH
OLYMPIC
GAMES



Results Book



LUGE

Women's Singles



Results
Résultats / Ergebnisse

Rk	Bib No.	NOC Code	Name	Start Time	Rk	Int. 1 Rk	Int. 2 Rk	Int. 3 Rk	Speed (km/h) (mph)	Finish Time	Rk	Time Behind				
1	8	GER	FRAEBEL Merle Malou	3.628	3	21.349	1	33.298	1	46.626	1	126.0	78.3	55.011	1	0.000
				3.619	2	21.287	1	33.169	1	46.393	1	126.9	78.8	54.676	1	0.000
				Total: 1:49.687 0.000												
2	11	GER	DEGENHARDT Jessica Doreen	3.669	6	21.528	4	33.520	4	46.820	3	126.0	78.3	55.171	3	+0.160
				3.620	3	21.339	3	33.238	3	46.445	2	127.0	78.9	54.724	2	+0.048
				Total: 1:49.895 +0.208												
3	3	RUS	LOGINOVA Diana	3.537	1	21.358	2	33.354	2	46.739	2	123.2	76.5	55.155	2	+0.144
				3.540	1	21.322	2	33.237	2	46.518	3	124.3	77.2	54.811	3	+0.135
				Total: 1:49.966 +0.279												
4	4	CAN	NASH Caitlin	3.640	4	21.622	6	33.686	6	47.058	5	123.3	76.6	55.483	5	+0.472
				3.622	4	21.516	5	33.488	5	46.763	5	124.3	77.2	55.075	4	+0.399
				Total: 1:50.558 +0.871												
5	1	UKR	TUNYTSKA Yulianna	3.612	2	21.447	3	33.463	3	46.904	4	124.7	77.5	55.425	4	+0.414
				3.641	5	21.446	4	33.380	4	46.727	4	123.0	76.4	55.151	5	+0.475
				Total: 1:50.576 +0.889												
6	10	ROU	BUZATOIU Corina	3.750	12	21.754	13	33.811	12	47.191	9	123.0	76.4	55.646	8	+0.635
				3.661	6	21.570	8	33.542	7	46.842	6	123.6	76.8	55.227	7	+0.551
				Total: 1:50.873 +1.186												
7	5	CAN	ALLAN Kailey	3.678	7	21.705	9	33.839	13	47.260	11	123.1	76.5	55.704	10	+0.693
				3.664	=7	21.550	7	33.575	8	46.882	8	125.8	78.2	55.211	6	+0.535
				Total: 1:50.915 +1.228												
8	2	AUT	ALLMAIER Barbara	3.731	11	21.649	7	33.700	7	47.145	7	124.6	77.4	55.657	9	+0.646
				3.686	11	21.533	6	33.504	6	46.853	7	123.2	76.5	55.296	8	+0.620
				Total: 1:50.953 +1.266												
9	9	RUS	YURCHENKO Elizaveta	3.658	5	21.617	5	33.629	5	47.060	6	122.6	76.2	55.566	6	+0.555
				3.668	9	21.662	10	33.638	10	47.005	9	123.1	76.5	55.441	9	+0.765
				Total: 1:51.007 +1.320												
10	13	LAT	MASKALE Justine	3.786	14	21.733	10	33.761	8	47.154	8	125.5	78.0	55.597	7	+0.586
				3.788	17	21.707	12	33.722	11	47.096	11	123.7	76.8	55.510	11	+0.834
				Total: 1:51.107 +1.420												
11	14	LAT	KALUMA Zane	3.698	9	21.741	11	33.768	9	47.243	10	122.0	75.8	55.789	11	+0.778
				3.664	=7	21.587	9	33.599	9	47.019	10	122.9	76.3	55.478	10	+0.802
				Total: 1:51.267 +1.580												
12	7	ITA	FALKENSTEINER Nadia	3.766	13	21.813	14	33.915	14	47.413	13	124.6	77.4	55.912	13	+0.901
				3.781	14	21.773	15	33.805	13	47.212	12	122.9	76.3	55.676	12	+1.000
				Total: 1:51.588 +1.901												
13	12	AUT	LOSS Madlen	3.721	10	21.744	12	33.791	10	47.261	12	124.0	77.0	55.830	12	+0.819
				3.699	12	21.670	11	33.771	12	47.245	13	122.0	75.8	55.814	14	+1.138
				Total: 1:51.644 +1.957												
14	6	ITA	PUTZER Katharina	3.793	15	21.973	15	34.092	16	47.577	16	121.9	75.7	56.138	15	+1.127
				3.786	16	21.779	16	33.828	14	47.248	14	122.4	76.0	55.775	13	+1.099
				Total: 1:51.913 +2.226												



Results

Résultats / Ergebnisse

Rk	Bib No.	NOC Code	Name	Start Time	Rk	Int. 1	Rk	Int. 2	Rk	Int. 3	Rk	Speed (km/h) (mph)	Finish Time	Rk	Time Behind
15	19	USA	MAZLO McKenna	3.816	17	22.012	16	34.084	15	47.545	15	122.5 76.1	56.045	14	+1.034
				3.748	13	21.807	17	33.900	16	47.458	17	121.3 75.3	56.047	16	+1.371
												Total:		1:52.092	+2.405
16	16	POL	BRYK Anna	3.873	18	22.094	19	34.332	19	47.925=19		121.6 75.5	56.510	18	+1.499
				3.783	15	21.766	14	33.928	17	47.426	15	124.5 77.3	55.960	15	+1.284
												Total:		1:52.470	+2.783
17	15	SVK	TREMBOŠOVA Nikola	3.685	8	21.666	8	33.808	11	47.484	14	121.7 75.6	56.293	16	+1.282
				3.685	10	21.729	13	33.842	15	47.456	16	120.3 74.7	56.189	18	+1.513
												Total:		1:52.482	+2.795
18	24	NZL	COX Ella	3.967	21	22.257	22	34.415	21	47.898	18	122.3 76.0	56.424	17	+1.413
				3.964	21	22.177	20	34.277	19	47.685	19	122.8 76.3	56.171	17	+1.495
												Total:		1:52.595	+2.908
19	22	SVK	PETRIKOVA Bianka	3.876	19	22.031	17	34.199	17	47.830	17	120.2 74.7	56.658	20	+1.647
				3.830	18	21.895	18	34.036	18	47.607	18	120.9 75.1	56.322	19	+1.646
												Total:		1:52.980	+3.293
20	21	CZE	CEZIKOVA Anna	3.906	20	22.205	20	34.395	20	47.949	21	121.1 75.2	56.604	19	+1.593
				3.835	19	22.164	19	34.298	20	47.824	20	121.9 75.7	56.395	20	+1.719
												Total:		1:52.999	+3.312
21	20	SLO	KOVACIC Ema	3.972	22	22.242	21	34.516	22	48.241	22	119.4 74.2	57.109	22	+2.098
				4.035	24	22.326	21	34.572	21	48.308	21	119.7 74.3	57.139	21	+2.463
												Total:		1:54.248	+4.561
22	17	JPN	ISHIKAWA Yuki	4.027	24	22.449	23	34.813	23	48.695	23	118.7 73.8	57.654	23	+2.643
				4.014	22	22.347	22	34.650	22	48.491	22	119.1 74.0	57.402	22	+2.726
												Total:		1:55.056	+5.369
23	18	NOR	TANGNES Vaaril	3.812	16	22.058	18	34.224	18	47.925=19		120.0 74.5	56.731	21	+1.720
				3.838	20	23.228	23	35.891	23	49.786	23	119.5 74.2	58.622	23	+3.946
												Total:		1:55.353	+5.666
24	23	MDA	ADAM Adriana	3.975	23	23.417	24	36.053	24	49.918	24	118.8 73.8	58.779	24	+3.768
				4.017	23	23.635	24	36.320	24	50.277	24	118.5 73.6	59.199	24	+4.523
												Total:		1:57.978	+8.291

Legend:			
=	Equal sign indicates that two or more competitors share the same rank		
Int.	Intermediate time	No.	Number
Rk	Rank	Rk	Rank



Medallists

Médaille(s) / Medallienträger

Medal	Name	NOC
GOLD	FRAEBEL Merle Malou	GER - Germany
SILVER	DEGENHARDT Jessica Doreen	GER - Germany
BRONZE	LOGINOVA Diana	RUS - Russian Federation



Results

Résultats / Ergebnisse

REVISED
12 JAN 10:10

Start Order	Bib No.	NOC Code	Name	Start Time	Rk	Int. 1	Rk	Int. 2	Rk	Int. 3	Rk	Speed (km/h) (mph)	Finish Time	Rk	Time Behind
1	14	NOR	TANGNES Vaaril	3.818	13	21.961	14	25.149	14	35.878	14	118.7 73.7	56.937	15	+1.847
				3.857	16	22.125	18	25.324	18	36.070	18	119.4 74.1	57.019	18	+2.025
				3.849	17	22.032	17	25.218	17	35.932	17	119.7 74.4	56.815	19	+1.623
2	21	SVK	PETRIKOVA Bianka	3.974	18	22.211	18	25.408	19	36.194	18	122.0 75.8	57.213	19	+2.123
				3.928	19	22.186	20	25.377	20	36.167	20	122.9 76.3	57.129	19	+2.135
				3.942	20	22.150	19	25.331	19	36.070	19	123.5 76.7	56.837	20	+1.645
3	22	SVK	TREMBOŠOVA Nikola	3.879	17	22.136	16	25.350	17	36.232	19	117.6 73.1	57.558	20	+2.468
				3.863	17	22.140	19	25.341	19	36.162	19	118.9 73.8	57.257	20	+2.263
				3.809	14	22.050	18	25.240	18	36.017	18	119.0 73.9	57.003	21	+1.811
4	6	GER	DEGENHARDT Jessica Doreen	3.640	3	21.313	1	24.442	1	34.983	1	123.5 76.7	55.101	2	+0.011
				3.643	2	21.320	1	24.433	1	34.930	1	123.7 76.9	54.994	1	0.000
				3.665	3	21.432	3	24.563	3	35.102	2	123.6 76.8	55.201	2	+0.009
5	7	GER	FRAEBEL Merle Malou	3.678	5	21.347	2	24.465	2	34.986	2	125.6 78.1	55.090	1	0.000
				3.724	6	21.577	4	24.710	4	35.244	4	125.9 78.2	55.295	3	+0.301
				3.715	6	21.494	4	24.622	4	35.153	4	123.5 76.7	55.192	1	0.000
6	13	MDA	ADAM Adriana	5.034	24	24.159	23	27.437	23	38.361	23	117.9 73.2	59.585	23	+4.495
				4.180	22	22.903	24	26.156	24	37.017	23	117.2 72.8	58.280	24	+3.286
				4.118	22	22.728	24	25.966	24	36.811	24	118.6 73.7	57.882	23	+2.690
7	10	JPN	ISHIKAWA Yuki	4.886	23	24.911	24	28.214	24	39.268	24	118.7 73.7	1:00.669	24	+5.579
				4.307	23	22.884	22	26.114	22	37.026	24	118.5 73.6	58.265	23	+3.271
				4.176	24	22.644	23	25.857	23	36.709	23	120.4 74.8	57.916	24	+2.724
8	11	LAT	KALUMA Zane	3.708	6	21.583	7	24.726	5	35.317	7	121.2 75.3	55.805	8	+0.715
				3.779	=8	21.792	10	24.957	9	35.602	10	121.4 75.4	56.063	10	+1.069
				3.746	8	21.775	11	24.933	11	35.584	13	121.9 75.7	56.035	13	+0.843
9	12	LAT	MASKALE Justine	3.877	16	21.862	12	25.011	12	35.618	12	125.5 78.0	55.950	11	+0.860
				3.897	18	21.908	14	25.061	14	35.692	13	124.8 77.5	55.986	8	+0.992
				3.845	16	21.897	14	25.062	14	35.720	14	126.0 78.3	55.968	12	+0.776
10	8	ITA	FALKENSTEINER Nadia	3.765	12	21.673	9	24.829	10	35.464	=10	121.4 75.4	55.956	12	+0.866
				3.781	10	21.696	6	24.842	6	35.446	6	122.1 75.9	55.810	7	+0.816
				3.732	7	21.722	9	24.867	10	35.445	8	125.0 77.7	55.684	8	+0.492
11	9	ITA	PUTZER Katharina	4.076	20	22.231	19	25.397	18	36.077	16	119.3 74.1	56.941	16	+1.851
				3.798	12	21.736	8	24.891	8	35.544	8	120.2 74.7	56.451	14	+1.457
				3.823	15	21.792	12	24.944	12	35.576	12	121.0 75.2	56.105	14	+0.913
12	24	USA	MAZLO McKenna	3.848	14	22.149	17	25.340	16	36.016	15	121.0 75.2	56.553	14	+1.463
				3.850	15	22.036	15	25.203	15	35.806	15	122.2 75.9	56.599	16	+1.605
				3.804	13	21.987	15	25.166	15	35.800	15	121.1 75.2	56.606	16	+1.414
13	16	POL	BRYK Anna	3.977	19	22.297	20	25.513	20	36.335	20	120.8 75.1	57.050	17	+1.960
				3.934	20	22.108	17	25.290	17	36.000	16	123.5 76.7	56.586	15	+1.592
				3.895	19	21.999	16	25.168	16	35.857	16	123.7 76.8	56.364	15	+1.172
14	20	SLO	KOVACIC Ema	4.642	22	23.333	22	26.570	22	37.433	22	117.7 73.1	58.772	22	+3.682
				4.131	21	22.562	21	25.765	21	36.610	21	118.4 73.5	57.720	22	+2.726
				4.160	23	22.512	22	25.728	22	36.566	22	118.4 73.5	57.796	22	+2.604
15	15	NZL	COX Ella	4.484	21	23.067	21	26.312	21	37.153	21	121.0 75.2	57.749	21	+2.659
				4.404	24	22.889	23	26.122	23	36.969	22	121.4 75.4	57.477	21	+2.483
				4.082	21	22.346	21	25.539	21	36.308	21	125.5 78.0	56.658	17	+1.466
16	1	AUT	ALLMAIER Barbara	3.724	9	21.934	13	25.110	13	35.786	13	122.1 75.8	56.133	13	+1.043
				3.708	5	21.610	5	24.744	5	35.360	5	122.0 75.8	55.697	6	+0.703
				3.710	5	21.671	6	24.821	6	35.496	9	121.9 75.7	55.849	10	+0.657



Results

Résultats / Ergebnisse

REVISED
12 JAN 10:10

Start Order	Bib No.	NOC Code	Name	Start Time	Rk	Int. 1	Rk	Int. 2	Rk	Int. 3	Rk	Speed (km/h) (mph)	Finish Time	Rk	Time Behind
17	2	AUT	EGLE Selina	3.744	10	21.682	10	24.820	9	35.390	8	123.3 76.6	55.561	7	+0.471
				3.790	11	21.810	12	24.960	10	35.590	9	124.2 77.1	56.006	9	+1.012
				3.772	11	21.731	10	24.856	8	35.375	5	126.5 78.6	55.379	5	+0.187
18	18	RUS	LOGINOVA Diana	3.634	2	21.479	3	24.619	3	35.158	3	123.4 76.6	55.312	4	+0.222
				3.597	1	21.391	2	24.519	2	35.038	2	123.2 76.5	55.188	2	+0.194
				3.602	1	21.405	1	24.536	1	35.104	3	123.7 76.8	55.207	3	+0.015
19	19	RUS	YURCHENKO Elizaveta	3.657	4	21.564	5	24.733	7	35.398	9	121.2 75.3	55.897	10	+0.807
				3.695	4	21.701	7	24.890	7	35.629	11	120.5 74.9	56.286	11	+1.292
				3.694	4	21.675	7	24.839	7	35.497	10	121.5 75.5	55.960	11	+0.768
20	3	CAN	ALLAN Kailey	3.719	8	21.581	6	24.729	6	35.292	6	126.0 78.3	55.299	3	+0.209
				3.779	=8	21.845	13	25.008	13	35.650	12	122.7 76.2	56.431	13	+1.437
				3.760	10	21.713	8	24.859	9	35.433	7	124.1 77.1	55.433	6	+0.241
21	4	CAN	NASH Caitlin	3.714	7	21.544	4	24.693	4	35.272	4	125.3 77.9	55.437	6	+0.347
				3.739	7	21.789	9	24.976	12	35.727	14	121.1 75.2	56.406	12	+1.412
				3.748	9	21.646	5	24.800	5	35.424	6	125.7 78.1	55.587	7	+0.395
22	23	UKR	TUNYTSKA Yulianna	3.606	1	21.697	11	24.853	11	35.464 =10	121.9 75.7	55.823	9	+0.733	
				3.654	3	21.416	3	24.544	3	35.087	3	124.8 77.5	55.319	4	+0.325
				3.639	2	21.414	2	24.542	2	35.100	1	122.9 76.3	55.320	4	+0.128
23	17	ROU	BUZATOIU Corina	3.755	11	21.641	8	24.771	8	35.283	5	123.2 76.6	55.416	5	+0.326
				3.827	13	21.809	11	24.964	11	35.540	7	123.0 76.4	55.687	5	+0.693
				3.791	12	21.807	13	24.958	13	35.539	11	123.4 76.6	55.692	9	+0.500
24	5	CZE	CEZIKOVA Anna	3.853	15	22.103	15	25.312	15	36.142	17	119.3 74.1	57.092	18	+2.002
				3.836	14	22.086	16	25.280	16	36.050	17	120.2 74.7	56.744	17	+1.750
				3.880	18	22.174	20	25.369	20	36.131	20	120.5 74.9	56.814	18	+1.622

Legend:

= Equal sign indicates that two or more competitors share the same rank

Int. Intermediate time No. Number Rk Rank

REVISED

Updated event name translations



Results

Résultats / Ergebnisse

Start Order	Bib No.	NOC Code	Name	Start Time	Rk	Int. 1	Rk	Int. 2	Rk	Int. 3	Rk	Speed (km/h) (mph)	Finish Time	Rk	Time Behind	
1	5	CZE	CEZIKOVA Anna	3.860	19	22.093	21	34.335	21	47.884	21	120.7	75.0	56.659	21	+1.951
				3.866	17	22.044	17	34.148	17	47.674	18	121.7	75.6	56.325	17	+1.734
				3.843	17	22.014	18	34.168	18	47.613	18	122.1	75.8	56.193	18	+1.714
2	17	ROU	BUZATOIU Corina	3.749	11	21.485	8	33.436	8	46.681	7	124.2	77.2	55.066	6	+0.358
				3.903	20	23.450	24	35.957	24	49.503	23	121.9	75.7	58.055	23	+3.464
				3.770	11	21.755	14	33.762	14	47.052	11	123.0	76.4	55.459	11	+0.980
3	23	UKR	TUNYTSKA Yulianna	3.628	2	21.371	4	33.302	3	46.633	6	125.2	77.8	55.111	7	+0.403
				3.649	3	21.430	4	33.393	4	46.755	4	123.2	76.5	55.233	5	+0.642
				3.670	3	21.442	4	33.409	4	46.766	4	123.3	76.6	55.229	6	+0.750
4	4	CAN	NASH Caitlin	3.644	5	21.317	2	33.241	2	46.487	2	126.7	78.7	54.805	2	+0.097
				3.713	8	21.578	7	33.566	8	46.813	6	124.4	77.3	55.136	4	+0.545
				3.676	5	21.572	6	33.596	8	46.855	7	124.5	77.3	55.176	4	+0.697
5	3	CAN	ALLAN Kailey	3.702	9	21.419	5	33.328	5	46.499	3	126.7	78.7	54.808	3	+0.100
				3.721	9	21.639	10	33.651	11	46.913	10	126.3	78.5	55.247	7	+0.656
				3.768	10	21.632	8	33.618	9	46.845	6	126.7	78.7	55.183	5	+0.704
6	19	RUS	YURCHENKO Elizaveta	3.633	3	21.444	7	33.433	7	46.835	10	121.9	75.7	55.445	12	+0.737
				3.707	6	21.638	9	33.712	13	47.186	13	122.0	75.8	55.773	13	+1.182
				3.718	8	21.686	10	33.727	11	47.155	14	121.7	75.6	55.753	15	+1.274
7	18	RUS	LOGINOVA Diana	3.533	1	21.182	1	33.067	1	46.329	1	124.2	77.2	54.708	1	0.000
				3.577	1	21.293	2	33.187	3	46.434	3	124.3	77.2	54.800	3	+0.209
				3.615	1	21.409	3	33.284	3	46.534	3	124.4	77.3	54.872	3	+0.393
8	2	AUT	EGLE Selina	3.734	10	21.609	12	33.544	11	46.824	9	126.3	78.5	55.215	8	+0.507
				3.750	10	21.659	12	33.607	9	46.890	9	126.6	78.6	55.242	6	+0.651
				3.773	12	21.688	11	33.623	10	46.884	9	124.2	77.1	55.230	7	+0.751
9	1	AUT	ALLMAIER Barbara	3.662	6	21.494	9	33.493	10	46.880	11	122.6	76.2	55.397	11	+0.689
				3.708	7	21.564	6	33.528	6	46.858	7	123.4	76.6	55.300	9	+0.709
				3.703	6	21.578	7	33.555	6	46.863	8	123.4	76.7	55.301	9	+0.822
10	15	NZL	COX Ella	3.972	=21	22.036	20	34.116	19	47.493	16	126.5	78.6	55.934	16	+1.226
				3.997	23	22.094	18	34.182	18	47.561	17	123.2	76.5	55.997	15	+1.406
				4.025	23	22.149	22	34.216	21	47.547	16	123.4	76.6	55.979	16	+1.500
11	20	SLO	KOVACIC Ema	3.972	=21	22.166	22	34.476	22	48.195	22	119.7	74.3	57.107	22	+2.399
				3.983	22	22.108	20	34.313	20	47.948	20	120.3	74.7	56.776	20	+2.185
				3.951	21	22.071	20	34.232	22	47.810	22	120.4	74.8	56.611	21	+2.132
12	16	POL	BRYK Anna	3.838	18	21.879	16	34.001	16	47.520	17	122.0	75.8	56.086	17	+1.378
				3.895	19	21.955	16	34.090	16	47.557	16	122.5	76.1	56.100	16	+1.509
				3.906	20	22.081	21	34.207	20	47.631	19	123.1	76.5	56.112	17	+1.633
13	24	USA	MAZLO McKenna	3.763	12	21.771	15	33.817	15	47.232	15	122.6	76.1	55.744	15	+1.036
				3.769	=12	21.816	14	33.887	14	47.324	14	122.5	76.1	55.846	14	+1.255
				3.760	9	21.740	13	33.757	13	47.164	15	122.8	76.3	55.665	14	+1.186
14	9	ITA	PUTZER Katharina	3.771	=14	21.611	13	33.625	13	47.017	13	122.4	76.0	55.577	13	+0.869
				3.794	14	21.641	11	33.614	10	46.999	12	122.0	75.8	55.547	12	+0.956
				3.785	13	21.640	9	33.586	7	46.943	10	122.7	76.2	55.442	10	+0.963
15	8	ITA	FALKENSTEINER Nadia	3.765	13	21.590	11	33.550	12	46.889	12	123.1	76.5	55.358	10	+0.650
				3.769	=12	21.588	8	33.541	7	46.877	8	125.6	78.0	55.302	10	+0.711
				3.803	15	21.708	12	33.729	12	47.060	12	123.2	76.5	55.579	13	+1.100
16	12	LAT	MASKALE Justine	3.801	17	21.752	14	33.793	14	47.176	14	126.4	78.5	55.718	14	+1.010
				3.795	15	21.666	13	33.673	12	46.946	11	126.4	78.5	55.316	11	+0.725
				3.870	18	21.809	15	33.825	15	47.148	13	126.1	78.4	55.545	12	+1.066



Results

Résultats / Ergebnisse

Start Order	Bib No.	NOC Code	Name	Start Time	Rk	Int. 1	Rk	Int. 2	Rk	Int. 3	Rk	Speed (km/h) (mph)	Finish Time	Rk	Time Behind	
17	11	LAT	KALUMA Zane	3.677	7	21.536	10	33.457	9	46.813	8	122.5	76.1	55.319	9	+0.611
				3.658	4	21.509	5	33.438	5	46.789	5	122.8	76.3	55.293	8	+0.702
				3.713	7	21.551	5	33.478	5	46.818	5	123.0	76.4	55.297	8	+0.818
18	10	JPN	ISHIKAWA Yuki	4.071	24	22.424	23	34.735	23	48.557	24	121.1	75.2	57.546	24	+2.838
				3.963	21	22.346	21	34.621	21	48.377	21	121.5	75.5	57.272	21	+2.681
				4.006	22	22.224	23	34.454	23	48.117	23	119.9	74.5	56.969	22	+2.490
19	13	MDA	ADAM Adriana	4.052	23	22.474	24	34.759	24	48.524	23	119.0	73.9	57.398	23	+2.690
				4.119	24	22.742	23	35.033	23	49.056	22	117.9	73.2	58.023	22	+3.432
				4.103	24	22.611	24	34.849	24	48.751	24	117.4	73.0	57.747	23	+3.268
20	7	GER	FRAEBEL Merle Malou	3.683	8	21.426	6	33.352	6	46.615	5	126.4	78.5	54.967	4	+0.259
				3.674	5	21.316	3	33.160	2	46.316	2	124.7	77.5	54.591	1	0.000
				3.674	4	21.322	2	33.147	1	46.263	1	125.3	77.8	54.479	1	0.000
21	6	GER	DEGENHARDT Jessica Doreen	3.643	4	21.369	3	33.320	4	46.591	4	126.3	78.5	54.988	5	+0.280
				3.610	2	21.223	1	33.082	1	46.250	1	124.7	77.5	54.594	2	+0.003
				3.640	2	21.281	1	33.149	2	46.306	2	125.0	77.6	54.603	2	+0.124
22	22	SVK	TREMBOSOVA Nikola	3.788	16	21.885	18	34.052	18	47.724	19	119.3	74.1	56.598	19	+1.890
				3.843	16	22.457	22	34.761	22	50.221	24	64.8	40.2	DNF		
				3.820	16	21.905	17	34.056	17	47.791	21	111.4	69.2	58.016	24	+3.537
23	21	SVK	PETRIKOVA Bianka	3.879	20	22.007	19	34.195	20	47.781	20	120.8	75.0	56.600	20	+1.892
				3.875	18	22.106	19	34.301	19	47.888	19	124.2	77.1	56.653	19	+2.062
				3.890	19	22.032	19	34.204	19	47.747	20	120.9	75.1	56.485	20	+2.006
24	14	NOR	TANGNES Vaaril	3.771	=14	21.882	17	34.010	17	47.671	18	119.9	74.5	56.522	18	+1.814
				3.759	11	21.832	15	33.928	15	47.548	15	120.5	74.8	56.327	18	+1.736
				3.790	14	21.876	16	33.973	16	47.583	17	120.5	74.8	56.310	19	+1.831

Legend:

= Equal sign indicates that two or more competitors share the same rank

DNF Did Not Finish

Int. Intermediate time

No. Number

Rk Rank



Results

Résultats / Ergebnisse

Start Order	Bib No.	NOC Code	Name	Start Time	Rk	Int. 1	Rk	Int. 2	Rk	Int. 3	Rk	Speed (km/h) (mph)	Finish Time	Rk	Time Behind	
1	1	AUT	ALLMAIER Barbara	3.641	6	21.490	8	33.549	10	46.991	9	122.3	76.0	55.538	9	+0.611
				3.711	10	21.691	7	33.757	7	47.173	8	122.7	76.2	55.684	9	+0.642
				3.760	9	21.678	6	33.726	6	47.163	7	125.2	77.8	55.643	7	+0.578
2	2	AUT	LOSS Madlen	3.797	=17	21.944	17	34.163	17	47.765	17	121.2	75.3	56.467	15	+1.540
				3.775	12	21.909	15	34.067	14	47.584	13	121.9	75.7	56.217	14	+1.175
				3.763	10	21.802	13	33.894	12	47.384	=11	121.9	75.7	55.984	11	+0.919
3	24	USA	MAZLO McKenna	3.748	14	21.809	15	34.033	15	47.642	14	121.2	75.3	56.498	17	+1.571
				3.806	16	21.987	17	34.116	15	47.675	15	121.2	75.3	56.322	15	+1.280
				3.809	15	21.963	17	34.111	17	47.650	15	121.2	75.3	56.291	13	+1.226
4	3	CAN	ALLAN Kailey	3.653	7	21.392	4	33.415	4	46.735	3	125.8	78.1	55.105	2	+0.178
				3.680	5	21.646	6	33.716	6	47.048	6	126.0	78.2	55.407	4	+0.365
				3.696	7	21.689	7	33.746	=7	47.067	5	125.9	78.2	55.420	5	+0.355
5	4	CAN	NASH Caitlin	3.723	11	21.535	10	33.535	8	46.865	7	123.5	76.7	55.285	6	+0.358
				3.697	6	21.721	9	33.782	9	47.143	7	123.3	76.6	55.680	8	+0.638
				3.771	12	21.691	8	33.746	=7	47.117	6	123.0	76.4	55.572	6	+0.507
6	11	LAT	KALUMA Zane	3.654	8	21.470	6	33.454	6	46.927	8	122.2	75.9	55.507	8	+0.580
				3.674	3	21.559	5	33.545	=4	46.944	5	122.8	76.3	55.452	5	+0.410
				3.688	5	21.609	5	33.630	5	47.718	16	118.7	73.7	56.525	15	+1.460
7	12	LAT	MASKALE Justine	3.797	=17	21.731	14	33.831	13	47.255	13	125.5	78.0	55.726	13	+0.799
				3.803	15	21.773	=12	34.127	16	47.673	14	124.9	77.6	56.172	13	+1.130
				3.824	17	22.452	22	34.767	22	48.284	20	124.8	77.6	56.808	19	+1.743
8	18	RUS	LOGINOVA Diana	3.605	1	21.391	3	33.353	2	46.737	4	123.4	76.7	55.181	4	+0.254
				3.555	1	21.325	1	33.273	1	46.622	1	123.6	76.8	55.042	1	0.000
				3.606	2	21.448	4	33.471	4	46.868	4	123.0	76.4	55.315	4	+0.250
9	19	RUS	YURCHENKO Elizaveta	3.626	2	21.481	7	33.537	9	47.033	12	121.6	75.5	55.680	12	+0.753
				3.708	9	21.733	10	33.834	10	47.385	12	121.3	75.4	56.013	12	+0.971
				3.708	8	21.745	11	33.823	11	47.342	10	121.6	75.5	55.982	10	+0.917
10	14	NOR	TANGNES Vaaril	3.794	16	21.919	16	34.085	16	47.806	18	119.8	74.4	56.663	20	+1.736
				3.808	17	21.978	16	34.146	17	47.849	18	120.1	74.6	56.662	19	+1.620
				3.766	11	21.898	14	34.050	15	47.721	17	119.8	74.4	56.562	17	+1.497
11	5	CZE	CEZIKOVA Anna	3.779	15	21.991	18	34.233	19	47.845	19	121.6	75.5	56.526	18	+1.599
				3.933	21	22.196	20	34.430	21	48.141	21	120.9	75.1	56.896	21	+1.854
				3.896	20	22.811	23	35.256	23	48.922	23	120.5	74.9	57.651	22	+2.586
12	15	NZL	COX Ella	3.957	21	22.040	20	34.200	18	47.707	16	124.6	77.4	56.270	14	+1.343
				4.035	24	22.258	22	34.425	20	47.907	19	122.3	76.0	56.446	17	+1.404
				4.046	23	22.289	20	34.438	19	47.879	18	122.4	76.0	56.371	14	+1.306
13	20	SLO	KOVACIC Ema	4.002	=22	22.219	22	34.496	22	48.264	22	119.5	74.2	57.211	22	+2.284
				3.913	20	22.250	21	34.493	22	48.286	22	119.4	74.2	57.217	22	+2.175
				3.963	21	22.241	19	34.594	20	48.353	21	119.0	73.9	57.279	20	+2.214
14	17	ROU	BUZATOIU Corina	3.682	9	21.521	9	33.513	7	46.820	5	124.0	77.0	55.207	5	+0.280
				3.786	13	21.773	=12	33.837	11	47.179	9	123.6	76.8	55.582	7	+0.540
				3.879	19	21.918	15	33.951	13	47.384	=11	115.0	71.5	57.830	23	+2.765
15	6	GER	DEGENHARDT Jessica Doreen	3.637	3	21.365	2	33.356	3	46.686	2	123.7	76.8	55.135	3	+0.208
				3.677	4	21.528	4	33.545	=4	46.865	3	124.0	77.0	55.267	3	+0.225
				3.669	3	21.432	3	33.379	3	46.646	1	126.2	78.4	55.065	1	0.000
16	7	GER	FRAEBEL Merle Malou	3.640	=4	21.297	1	33.239	1	46.547	1	126.1	78.3	54.927	1	0.000
				3.707	8	21.472	2	33.404	2	46.700	2	126.4	78.5	55.046	2	+0.004
				3.690	6	21.430	2	33.375	2	46.647	2	124.0	77.0	55.148	2	+0.083



Results

Résultats / Ergebnisse

Start Order	Bib No.	NOC Code	Name	Start Time	Rk	Int. 1	Rk	Int. 2	Rk	Int. 3	Rk	Speed (km/h) (mph)	Finish Time	Rk	Time Behind	
17	8	ITA	FALKENSTEINER Nadia	3.747	13	21.581	12	33.591	11	47.006	11	122.5	76.1	55.558	10	+0.631
				3.773	11	21.704	8	33.769	8	47.213	10	122.3	75.9	55.739	10	+0.697
				3.781	13	21.716	9	33.759	9	47.194	8	122.0	75.8	55.751	8	+0.686
18	9	ITA	PUTZER Katharina	3.737	12	21.556	11	33.592	12	47.001	10	122.3	76.0	55.570	11	+0.643
				3.787	14	21.769	11	33.857	12	47.350	11	121.7	75.6	55.924	11	+0.882
				3.790	14	21.735	10	33.821	10	47.296	9	121.7	75.6	55.896	9	+0.831
19	16	POL	BRYK Anna	3.916	20	22.093	21	34.296	21	47.875	20	123.7	76.9	56.493	16	+1.566
				3.878	18	22.058	18	34.253	18	47.790	17	122.1	75.9	56.337	16	+1.295
				3.873	18	21.937	16	34.067	16	47.588	13	122.3	76.0	56.134	12	+1.069
20	23	UKR	TUNYTSKA Yulianna	3.640	=4	21.434	5	33.440	5	46.864	6	122.4	76.0	55.394	7	+0.467
				3.654	2	21.476	3	33.490	3	46.934	4	122.4	76.0	55.461	6	+0.419
				3.588	1	21.321	1	33.290	1	46.679	3	122.7	76.2	55.175	3	+0.110
21	13	MDA	ADAM Adriana	4.029	24	22.497	24	34.811	24	48.563	23	119.6	74.3	57.386	23	+2.459
				4.017	22	22.517	24	34.858	24	48.616	23	119.4	74.1	57.421	23	+2.379
				4.084	24	23.726	24	36.246	24	50.142	24	118.9	73.9	59.009	24	+3.944
22	10	JPN	ISHIKAWA Yuki	4.002	=22	22.360	23	34.702	23	48.635	24	120.0	74.5	57.719	24	+2.792
				4.019	23	22.337	23	34.679	23	49.449	24	116.5	72.4	58.791	24	+3.749
				4.005	22	22.327	21	34.686	21	48.560	22	120.3	74.7	57.537	21	+2.472
23	21	SVK	PETRIKOVA Bianka	3.865	19	22.030	19	34.246	20	48.007	21	119.5	74.2	56.911	21	+1.984
				3.898	19	22.069	19	34.301	19	47.967	20	119.9	74.5	56.804	20	+1.762
				3.817	16	22.014	18	34.258	18	47.931	19	120.0	74.5	56.790	18	+1.725
24	22	SVK	TREMBOSOVA Nikola	3.706	10	21.688	13	33.892	14	47.644	15	121.2	75.3	56.547	19	+1.620
				3.698	7	21.789	14	34.032	13	47.758	16	119.4	74.2	56.587	18	+1.545
				3.687	4	21.788	12	33.959	14	47.646	14	119.3	74.1	56.535	16	+1.470

Legend:


= Equal sign indicates that two or more competitors share the same rank

Int. Intermediate time No. Number Rk Rank

LAUSANNE
2020



YOUTH
OLYMPIC
GAMES



Results Book



LUGE

Men's Doubles



Results
Résultats / Ergebnisse

Rk	Bib No.	NOC Code	Name	Start Time	Rk	Int. 1 Rk	Int. 2 Rk	Int. 3 Rk	Speed (km/h) (mph)	Finish Time	Rk	Time Behind		
1	2	GER	JAEGER Moritz	3.452	2	21.044	2	32.927	2	121.2	75.3	54.824	1	0.000
			STEUDETE Valentin	3.473	2	21.086	2	32.978	2	46.355	2	121.0	75.2	54.825
										Total:		1:49.649	0.000	
2	4	LAT	RINKS Kaspars	3.559	3	21.368	3	33.242	3	124.1	77.1	54.971	2	+0.147
			LIEPINS Ardis	3.580	3	21.336	3	33.206	3	46.587	3	122.8	76.3	54.980
										Total:		1:49.951	+0.302	
3	5	RUS	KARNAUKHOV Mikhail	3.377	1	20.851	1	32.725	1	119.2	74.0	55.698	6	+0.874
			CHIRVA Iurii	3.413	1	20.888	1	32.775	1	46.077	1	123.3	76.6	54.627
										Total:		1:50.325	+0.676	
4	1	POL	IMIOLEK Kacper	3.702	6	21.502	5	33.476 =4	4	123.3	76.6	55.467	3	+0.643
			MACKALA Lukas	3.672	6	21.491	5	33.478	5	46.941	5	123.3	76.6	55.545
										Total:		1:51.012	+1.363	
5	7	SVK	VARGA Vratislav	3.618	4	21.529	6	33.531	6	120.4	74.8	55.612	4	+0.788
			MAJERCAK Metod	3.613	5	21.533	6	33.538	6	46.997	6	121.0	75.2	55.586
										Total:		1:51.198	+1.549	
6	10	TPE	YANG Shih-Hsun	3.791	7	21.817	7	33.858	7	121.1	75.2	55.948	7	+1.124
			YEH Meng-Jhe	3.773	7	21.821	7	33.829	7	47.282	7	120.7	75.0	55.911
										Total:		1:51.859	+2.210	
7	9	BUL	MILANOV Milen	3.821	8	21.881	8	34.005	8	119.4	74.2	56.580	8	+1.756
			IVANOV Nedyalko	3.808	8	21.879	8	33.953	8	47.646	8	113.3	70.4	57.185
										Total:		1:53.765	+4.116	
8	3	USA	DAY Sam	3.638	5	21.453	4	33.476 =4	5	118.8	73.8	55.624	5	+0.800
			ECKERT Sam	3.588	4	21.418	4	33.373	4	46.856	4	109.1	67.8	58.233
										Total:		1:53.857	+4.208	
9	8	SLO	KOVACIC Lovro	3.877	9	22.743	9	35.566	9	116.8	72.5	58.879	9	+4.055
			BADZUKOV Tian	3.975	9	22.306	9	34.630	9	48.522	9	117.8	73.1	57.561
										Total:		1:56.440	+6.791	
6	ROU	TUREA Razvan MOTZCA Sebastian	DNS											
11	UKR	MYKYIEVYCH Vadym BABURA Bohdan	DSQ											

Legend:			
=	Equal sign indicates that two or more competitors share the same rank		
DNS	Did Not Start	DSQ	Disqualified
Int.	Intermediate time		No. Number
Rk	Rank		

Team 11 MYKYIEVYCH/BABURA (UKR) disqualified due to irregular runner temperatures (§ 5.3.1.1a).



Medallists

Médaille(s) / Medallienträger

Medal	NOC	Name
GOLD	GER - Germany	JAEGER Moritz STEUDTE Valentin
SILVER	LAT - Latvia	RINKS Kaspars LIEPINS Ardis
BRONZE	RUS - Russian Federation	KARNAUKHOV Mikhail CHIRVA Iurii



Results
Résultats / Ergebnisse

REVISED
12 JAN 10:13

Start Order	Bib No.	NOC Code	Name	Start Time	Rk	Int. 1	Rk	Int. 2	Rk	Int. 3	Rk	Speed (km/h) (mph)	Finish Time	Rk	Time Behind
1	8	SVK	VARGA Vratislav	3.696	6	21.600	6	33.670	6	47.223	6	119.9 74.5	55.924	6	+1.588
			MAJERCAK Metod	3.710	7	22.160	8	34.353	8	47.912	8	120.5 74.9	56.528	7	+1.693
				3.692	7	21.980	8	34.468	9	48.531	8	117.8 73.1	57.380	8	+3.118
2	2	GER	JAEGER Moritz	3.537	3	21.195	3	33.140	3	46.552	2	121.4 75.4	55.013	2	+0.677
			STEUDTE Valentin	3.519	3	21.134	1	33.046	1	46.418	1	121.8 75.7	54.847	2	+0.012
				3.517	3	21.138	3	33.058	3	46.412	2	123.1 76.5	54.822	2	+0.560
3	3	LAT	RINKS Kaspars	3.610	4	21.386	4	33.349	4	46.722	4	123.3 76.6	55.223	3	+0.887
			LIEPINS Ardis	3.555	4	21.201	3	33.109	2	46.443	2	123.7 76.8	54.835	1	0.000
				3.614	5	21.379	5	33.281	5	46.594	3	123.7 76.8	54.955	3	+0.693
4	1	BUL	MILANOV Milen	4.359	8	22.826	7	35.069	7	48.765	7	119.7 74.3	57.599	8	+3.263
			IVANOV Nedyalko	3.857	9	21.890	7	33.992	7	47.603	7	120.4 74.8	56.505	6	+1.670
				3.976	9	22.075	9	34.214	7	47.880	7	119.3 74.1	56.924	7	+2.662
5	11	USA	DAY Sam	3.663	5	21.556	5	33.579	5	47.083	5	119.4 74.1	55.737	5	+1.401
			ECKERT Sam	3.616	5	21.480	4	33.486	4	46.971	4	115.5 71.8	56.650	8	+1.815
				3.581	4	21.238	4	33.185	4	46.715	4	113.7 70.6	55.901	6	+1.639
6	4	POL	IMIOLEK Kacper	4.472	10	23.032	9	35.227	9	48.861	8	121.2 75.3	57.492	7	+3.156
			MACKALA Lukasz	3.729	8	21.599	5	33.659	5	47.210	5	123.0 76.4	55.817	4	+0.982
				3.659	6	21.558	6	33.655	6	47.191	6	122.3 76.0	55.776	5	+1.514
7	7	SLO	KOVACIC Lovro	7.227	11	32.129	11	45.326	11	59.689	11	115.8 72.0	1:08.920	11	+14.584
			BADZUKOV Tian	7.096	11	31.305	11	44.522	11	58.910	11	115.0 71.5	1:08.216	11	+13.381
				6.219	11	29.026	11	42.023	11	56.288	11	116.1 72.1	1:05.497	11	+11.235
8	6	RUS	KARNAUKHOV Mikhail	3.436	1	20.772	1	32.588	1	45.931	1	123.1 76.5	54.336	1	0.000
			CHIRVA Iurii	3.380	1	23.291	10	36.466	10	50.351	10	120.6 74.9	58.969	10	+4.134
				3.392	1	20.750	1	32.566	1	45.875	1	123.3 76.6	54.262	1	0.000
9	9	TPE	YANG Shih-Hsun	3.726	7	23.430	10	36.145	10	50.034	10	118.0 73.3	58.854	10	+4.518
			YEH Meng-Jhe	3.707	6	21.706	6	33.794	6	47.374	6	120.6 74.9	56.047	5	+1.212
				3.759	8	21.707	7	34.326	8	48.755	9	116.2 72.2	57.802	10	+3.540
10	10	UKR	MYKYIEVYCH Vadym	4.382	9	22.912	8	35.200	8	49.027	9	119.2 74.1	58.102	9	+3.766
			BABURA Bohdan	4.293	10	22.687	9	34.950	9	48.812	9	119.2 74.0	57.742	9	+2.907
				4.241	10	22.878	10	35.194	10	48.911	10	120.2 74.7	57.747	9	+3.485
11	5	ROU	TUREA Razvan	3.456	2	21.066	2	33.095	2	46.649	3	121.2 75.3	55.272	4	+0.936
			MOTZCA Sebastian	3.512	2	21.139	2	33.165	3	46.724	3	120.8 75.0	55.320	3	+0.485
				3.444	2	21.044	2	33.057	2	46.742	5	119.4 74.2	55.447	4	+1.185

Legend:

Int. Intermediate time No. Number Rk Rank

REVISED

Updated event name translations



Results
Résultats / Ergebnisse

Start Order	Bib No.	NOC Code	Name	Start Time	Rk	Int. 1	Rk	Int. 2	Rk	Int. 3	Rk	Speed (km/h) (mph)	Finish Time	Rk	Time Behind				
1	5	ROU	TUREA Razvan	3.503	3	21.156	3	33.122	4	46.907	5	104.9	65.2	57.488	7	+3.016			
			MOTZCA Sebastian	3.539	2	21.134	2	33.103	2	46.536	3	121.7	75.6	55.068	3	+0.777			
				3.488	2	21.061	2	33.031	2	46.451	2	122.0	75.8	54.954	2	+0.594			
2	10	UKR	MYKYIEVYCH Vadym	3.997	10	22.511	10	34.748	9	50.319	11	93.0	57.8	1:08.609	11	+14.137			
			BABURA Bohdan	3.681	6	21.481	5	33.481	5	47.000	5	121.1	75.2	55.690	5	+1.399			
				3.721	6	21.587	6	33.589	6	47.084	6	121.3	75.4	55.778	5	+1.418			
3	9	TPE	YANG Shih-Hsun	3.714	7	21.590	6	33.587	6	47.052	6	120.3	74.7	55.646	4	+1.174			
			YEH Meng-Jhe	3.749	7	21.636	6	33.620	6	47.166	6	112.0	69.6	57.136	7	+2.845			
																		DNS	
4	6	RUS	KARNAUKHOV Mikhail	3.392	1	20.764	1	32.520	1	45.726	1	124.1	77.1	54.654	2	+0.182			
			CHIRVA Iurii																DNS
																			DNS
5	7	SLO	KOVACIC Lovro	4.383	11	22.955	11	35.740	11	49.838	10	115.4	71.7	59.008	9	+4.536			
			BADZUKOV Tian	4.338	9	22.843	9	35.357	9	49.258	9	116.3	72.2	58.342	8	+4.051			
				4.388	7	22.789	7	35.328	7	49.199	7	116.6	72.5	58.218	7	+3.858			
6	4	POL	IMIOLEK Kacper	3.673	6	22.226	9	34.881	10	48.775	9	106.5	66.2	1:00.417	10	+5.945			
			MACKALA Lukasz	3.650	4	21.479	4	33.451	4	46.860	4	124.5	77.3	55.397	4	+1.106			
				3.645	4	21.475	4	33.432	4	46.803	3	122.5	76.1	55.332	3	+0.972			
7	11	USA	DAY Sam	3.537	4	21.187	4	33.074	3	46.534	4	105.3	65.4	58.699	8	+4.227			
			ECKERT Sam																DNS
																			DNS
8	1	BUL	MILANOV Milen	3.820	9	21.783	8	33.906	8	47.620	8	119.4	74.2	56.447	6	+1.975			
			IVANOV Nedyalko	3.897	8	22.009	8	34.070	8	47.848	8	104.2	64.7	58.735	9	+4.444			
																			DNS
9	3	LAT	RINKS Kaspars	3.607	5	21.297	5	33.131	5	46.372	3	124.1	77.1	54.703	3	+0.231			
			LIEPINS Ardis	3.612	3	21.265	3	33.122	3	46.366	2	124.2	77.1	54.690	2	+0.399			
				3.618	3	21.270	3	33.111	3	46.812	4	117.3	72.9	55.846	6	+1.486			
10	2	GER	JAEGER Moritz	3.455	2	21.074	2	32.908	2	46.158	2	122.6	76.2	54.472	1	0.000			
			STEUDTE Valentin	3.473	1	20.966	1	32.730	1	45.952	1	123.9	77.0	54.291	1	0.000			
				3.470	1	20.980	1	32.784	1	46.027	1	123.8	76.9	54.360	1	0.000			
11	8	SVK	VARGA Vratislav	3.737	8	21.662	7	33.659	7	47.096	7	121.0	75.2	55.700	5	+1.228			
			MAJERCAK Metod	3.659	5	21.818	7	33.861	7	47.290	7	121.2	75.3	55.876	6	+1.585			
				3.664	5	21.584	5	33.572	5	46.989	5	122.4	76.0	55.555	4	+1.195			

Legend:							
DNS	Did Not Start	Int.	Intermediate time	No.	Number	Rk	Rank



Results

Résultats / Ergebnisse

Start Order	Bib No.	NOC Code	Name	Start Time	Rk	Int. 1	Rk	Int. 2	Rk	Int. 3	Rk	Speed (km/h) (mph)	Finish Time	Rk	Time Behind		
1	11	USA	DAY Sam	3.585	3	21.799	7	33.897	7	47.543	6	112.8 70.1	59.202	8	+4.309		
			ECKERT Sam	3.653	6	22.838	10	35.128	10	48.875	10	108.7 67.5	1:01.646	10	+6.984		
				3.563	3	21.327	3	33.397	4	47.022	4	111.9 69.5	58.786	10	+4.008		
2	3	LAT	RINKS Kaspars	3.684	6	21.566	4	33.651	3	47.082	3	122.7 76.2	55.559	2	+0.666		
			LIEPINS Ardis	3.656	7	21.468	3	33.435	3	46.822	3	122.7 76.2	55.289	2	+0.627		
				3.608	4	21.406	4	33.349	3	46.745	3	122.5 76.1	55.283	3	+0.505		
3	6	RUS	KARNAUKHOV Mikhail	3.429	1	21.035	1	32.964	1	46.655	2	112.0 69.6	56.342	5	+1.449		
			CHIRVA Iurii	3.395	1	20.946	1	32.880	1	46.325	2	113.7 70.6	56.445	7	+1.783		
				3.412	1	20.992	1	32.964	2	46.415	2	121.6 75.6	55.027	2	+0.249		
4	7	SLO	KOVACIC Lovro	3.816	9	23.206	10	35.839	10	49.944	10	115.9 72.0	59.212	9	+4.319		
			BADZUKOV Tian	3.828	9	22.058	9	34.467	9	48.529	9	116.0 72.0	57.812	8	+3.150		
				3.939	9	22.408	10	34.875	10	48.917	10	116.5 72.4	58.185	8	+3.407		
5	5	ROU	TUREA Razvan												DNS		
			MOTZCA Sebastian														DNS
																	DNS
6	2	GER	JAEGER Moritz	3.466	2	21.065	2	33.026	2	46.415	1	122.7 76.2	54.893	1	0.000		
			STEUDTE Valentin	3.468	2	21.031	2	32.906	2	46.244	1	123.1 76.5	54.662	1	0.000		
				3.480	2	21.032	2	32.899	1	46.275	1	122.2 75.9	54.778	1	0.000		
7	1	BUL	MILANOV Milen	3.905	10	22.048	9	34.211	9	48.187	9	106.3 66.1	1:00.937	10	+6.044		
			IVANOV Nedyalko	3.858	10	21.977	8	34.183	8	48.011	8	116.8 72.6	57.887	9	+3.225		
				3.948	10	22.125	9	34.340	9	48.156	9	115.8 71.9	57.465	7	+2.687		
8	9	TPE	YANG Shih-Hsun	3.701	8	21.705	6	33.816	6	47.432	5	120.1 74.6	56.217	4	+1.324		
			YEH Meng-Jhe	3.714	8	21.680	7	33.757	7	47.389	6	119.9 74.5	56.178	5	+1.516		
				3.794	8	21.891	8	34.030	7	48.005	8	110.2 68.5	58.495	9	+3.717		
9	4	POL	IMIOLEK Kacper	3.600	4	21.547	3	33.652	4	47.240	4	121.7 75.6	55.958	3	+1.065		
			MACKALA Lukasz	3.641	4	21.471	4	33.543	4	47.147	4	120.1 74.6	55.943	3	+1.281		
				3.699	7	21.538	6	33.619	6	47.167	5	122.8 76.3	55.926	4	+1.148		
10	10	UKR	MYKYIEVYCH Vadym	3.658	5	21.603	5	33.698	5	47.969	8	117.3 72.9	57.012	7	+2.119		
			BABURA Bohdan	3.649	5	21.544	5	33.701	5	47.391	7	119.9 74.5	56.187	6	+1.525		
				3.628	5	21.447	5	33.543	5	47.213	6	120.0 74.5	56.071	5	+1.293		
11	8	SVK	VARGA Vratislav	3.700	7	21.841	8	33.959	8	47.581	7	119.6 74.3	56.343	6	+1.450		
			MAJERCAK Metod	3.635	3	21.653	6	33.747	6	47.338	5	119.6 74.3	56.121	4	+1.459		
				3.688	6	21.831	7	34.050	8	47.758	7	118.7 73.7	56.624	6	+1.846		

Legend:

DNS Did Not Start

Int. Intermediate time


No. Number

Rk Rank

LAUSANNE
2020



YOUTH
OLYMPIC
GAMES



Results Book



LUGE

Women's Doubles



Results
Résultats / Ergebnisse

Rk	Bib No.	NOC Code	Name	Start Time	Rk	Int. 1 Rk	Int. 2 Rk	Int. 3 Rk	Speed (km/h) (mph)	Finish Time	Rk	Time Behind
1	3	GER	DEGENHARDT Jessica Doreen	3.661	1	21.554	1	47.171	120.8	55.748	1	0.000
			SCHNEIDER Vanessa	3.669	1	21.559	1	47.137	120.9	55.695	1	0.000
				Total:						1:51.443		0.000
2	7	CAN	NASH Caitlin	3.689	3	21.716	4	47.567	119.6	56.294	4	+0.546
			CORLESS Natalie	3.718	3	21.849	4	47.705	119.5	56.415	2	+0.720
				Total:						1:52.709		+1.266
3	6	LAT	ZIEDINA Viktorija	3.846	7	21.983	7	47.766	119.5	56.488	5	+0.740
			ZVILNA Selina Elizabete	3.787	6	21.945	5	47.696	120.3	56.555	3	+0.860
				Total:						1:53.043		+1.600
4	5	USA	CHAN Maya	3.662	2	21.616	2	47.469	121.4	56.145	3	+0.397
			WEILER Reannyn	3.670	2	21.741	3	47.938	118.5	57.095	6	+1.400
				Total:						1:53.240		+1.797
5	11	POL	DOMOWICZ Nikola	3.760	5	21.924	6	47.972	119.8	56.705	6	+0.957
			PIWKOWSKA Dominika	3.766	5	22.003	7	48.037	119.8	56.781	4	+1.086
				Total:						1:53.486		+2.043
6	1	RUS	KOROTAEVA Natalia	3.711	4	21.622	3	47.415	120.4	56.087	2	+0.339
			CHIRKOVA Viktoriia	3.736	4	21.694	2	47.524	110.1	58.292	10	+2.597
				Total:						1:54.379		+2.936
7	2	SVK	PETRIKOVA Bianka	3.771	6	21.882	5	48.567	115.7	57.742	10	+1.994
			TREMBOSOVA Nikola	3.820	7	22.001	6	48.139	118.2	57.026	5	+1.331
				Total:						1:54.768		+3.325
8	10	ROU	TOLOMEY Petra Maria	3.925	10	22.217	10	48.494	117.2	57.488	9	+1.740
			CACIULAN Daria	3.901	9	22.268	9	48.379	117.9	57.303	7	+1.608
				Total:						1:54.791		+3.348
9	4	CZE	NOVAKOVA Marketa	3.913	8	22.164	9	48.065	119.6	56.790	8	+1.042
			VEJDELKOVA Anna	3.922	10	22.258	8	48.270	110.0	58.068	9	+2.373
				Total:						1:54.858		+3.415
10	8	UKR	ANTONIUK Nadiia	3.916	9	22.140	8	48.037	118.5	56.773	7	+1.025
			MOKH Oleksandra	3.896	8	22.295	10	49.230	115.6	58.530	11	+2.835
				Total:						1:55.303		+3.860
11	9	MDA	ADAM Adriana	4.021	11	22.735	11	49.134	117.7	58.079	11	+2.331
			BUSUIOC Aliona	4.040	11	22.517	11	48.770	117.8	57.709	8	+2.014
				Total:						1:55.788		+4.345

Legend:				
Int.	Intermediate time	No.	Number	Rk Rank



Medallists

Médaille(s) / Medallienträger

Medal	NOC	Name
GOLD	GER - Germany	DEGENHARDT Jessica Doreen SCHNEIDER Vanessa
SILVER	CAN - Canada	NASH Caitlin CORLESS Natalie
BRONZE	LAT - Latvia	ZIEDINA Viktorija ZVILNA Selina Elizabete



Results

Résultats / Ergebnisse

Start Order	Bib No.	NOC Code	Name	Start Time	Rk	Int. 1	Rk	Int. 2	Rk	Int. 3	Rk	Speed (km/h) (mph)	Finish Time	Rk	Time Behind	
1	11	SVK	PETRIKOVA Bianka	3.829	4	21.919	7	34.080	8	47.787	8	119.4	74.2	56.636	8	+1.744
			TREMBOSOVA Nikola	3.877	8	21.990	9	34.106	8	47.738	9	120.1	74.6	56.529	9	+1.762
				3.832	6	21.985	8	34.126	8	47.792	8	120.0	74.6	56.576	9	+1.852
2	4	GER	DEGENHARDT Jessica Doreen	3.626	1	21.354	1	33.217	1	46.512	1	123.4	76.7	54.892	1	0.000
			SCHNEIDER Vanessa	3.603	1	21.265	1	33.109	1	46.387	1	123.4	76.6	54.767	1	0.000
				3.602	1	21.249	1	33.088	1	46.368	1	123.7	76.8	54.724	1	0.000
3	7	MDA	ADAM Adriana	5.187	12	24.624	12	37.118	12	51.080	12	117.2	72.8	1:00.160	12	+5.268
			BUSUIOC Aliona	4.623	12	23.391	12	35.739	12	49.642	12	110.2	68.4	1:00.251	12	+5.484
				4.550	12	23.268	12	35.596	12	49.482	12	116.6	72.4	58.624	12	+3.900
4	6	LAT	ZIEDINA Viktorija	3.847	6	21.793	4	33.851	3	47.394	4	120.7	75.0	56.070	5	+1.178
			ZVILNA Selina Elizabete	3.852	6	21.816	6	33.808	4	47.249	4	121.9	75.7	55.792	4	+1.025
				3.823	5	21.778	6	33.765	4	47.197	5	121.4	75.4	55.737	5	+1.013
5	5	ITA	PUTZER Katharina												DNS	
			FALKENSTEINER Nadia													DNS
																DNS
6	13	USA	CHAN Maya	3.792	3	21.747	3	33.863	4	47.477	7	123.7	76.8	56.103	7	+1.211
			WEILER Reannyn	3.765	3	21.686	2	33.765	3	47.318	5	124.1	77.1	55.927	5	+1.160
				3.769	4	21.631	2	33.676	3	47.162	4	124.6	77.4	55.734	4	+1.010
7	8	POL	DOMOWICZ Nikola	4.269	10	22.787	11	35.005	10	48.545	9	121.5	75.5	57.109	9	+2.217
			PIWKOWSKA Dominika	3.860	7	21.979	8	34.128	9	47.693	8	121.2	75.3	56.467	8	+1.700
				3.838	7	21.898	7	34.211	9	47.919	9	120.8	75.0	56.553	8	+1.829
8	1	AUT	EGLE Selina	3.917	8	21.861	6	33.890	5	47.289	3	124.3	77.2	55.762	2	+0.870
			KIPP Lara	3.816	5	21.793	5	33.825	5	47.192	3	122.9	76.4	55.649	2	+0.882
				3.855	8	21.742	5	33.773	5	47.130	3	123.3	76.6	55.565	3	+0.841
9	10	RUS	KOROTAEVA Natalia	3.832	5	21.831	5	33.955	6	47.438	5	122.1	75.8	55.980	4	+1.088
			CHIRKOVA Viktoriia	3.780	4	21.733	3	33.762	2	47.187	2	122.4	76.1	55.689	3	+0.922
				3.757	3	21.635	3	33.612	2	46.953	2	123.1	76.5	55.385	2	+0.661
10	2	CAN	NASH Caitlin	3.749	2	21.644	2	33.711	2	47.233	2	121.3	75.3	55.874	3	+0.982
			CORLESS Natalie	3.685	2	21.744	4	33.872	6	47.422	6	121.2	75.3	56.031	7	+1.264
				3.688	2	21.740	4	33.842	6	47.359	6	121.5	75.5	55.952	6	+1.228
11	12	UKR	ANTONIUK Nadiia	4.331	11	22.749	10	34.922	9	48.559	10	119.5	74.2	57.457	10	+2.565
			MOKH Oleksandra	4.319	11	22.787	11	34.955	10	48.590	10	119.6	74.3	57.287	10	+2.520
				4.178	11	22.545	11	34.666	11	48.239	11	119.9	74.5	56.918	10	+2.194
12	9	ROU	TOLOMEY Petra Maria	4.109	9	22.519	9	35.433	11	49.505	11	117.8	73.2	58.469	11	+3.577
			CACIULAN Daria	4.029	10	22.353	10	35.328	11	49.401	11	117.3	72.9	58.380	11	+3.613
				3.995	10	22.284	10	34.491	10	48.152	10	119.3	74.1	56.951	11	+2.227
13	3	CZE	NOVAKOVA Marketa	3.915	7	21.962	8	34.006	7	47.476	6	121.7	75.6	56.077	6	+1.185
			VEJDELKOVA Anna	3.890	9	21.961	7	34.000	7	47.450	7	122.0	75.8	56.006	6	+1.239
				3.922	9	22.042	9	34.125	7	47.607	7	122.1	75.9	56.162	7	+1.438

Legend:							
DNS	Did Not Start	Int.	Intermediate time	No.	Number	Rk	Rank



Results

Résultats / Ergebnisse

Start Order	Bib No.	NOC Code	Name	Start Time	Rk	Int. 1	Rk	Int. 2	Rk	Int. 3	Rk	Speed (km/h) (mph)	Finish Time	Rk	Time Behind	
1	3	CZE	NOVAKOVA Marketa	3.919	9	22.129	7	34.269	7	47.811	7	121.5	75.5	56.426	7	+1.320
			VEJDELKOVA Anna	3.987	10	22.298	9	34.401	9	47.894	8	121.7	75.6	56.488	7	+1.395
2	9	ROU	TOLOMEY Petra Maria	4.000	9	22.225	8	34.350	8	47.890	8	121.8	75.7	56.483	6	+1.592
			CACIULAN Daria	3.984	10	22.296	9	34.504	9	48.221	9	117.9	73.3	58.497	12	+3.391
3	12	UKR	ANTONIUK Nadiia	3.961	9	22.314	10	35.684	12	50.225	12	115.0	71.5	59.468	11	+4.375
			MOKH Oleksandra	3.970	8	22.253	9	34.473	9	48.149	9	119.1	74.0	57.015	8	+2.124
4	2	CAN	NASH Caitlin	4.209	12	22.563	12	34.726	11	48.302	11	120.6	74.9	56.984	9	+1.878
			CORLESS Natalie	4.204	12	22.495	12	34.542	10	48.094	10	120.3	74.7	56.789	9	+1.696
5	10	RUS	KOROTAEVA Natalia	4.143	11	22.393	10	34.489	10	48.163	10	104.5	64.9	1:00.232	11	+5.341
			CHIRKOVA Viktoriia	3.676	2	22.321	10	34.653	10	48.252	10	121.1	75.3	56.857	8	+1.751
6	1	AUT	EGLE Selina	3.744	4	21.692	4	33.723	5	47.193	5	122.0	75.8	55.761	4	+0.668
			KIPP Lara	3.706	3	21.667	3	33.728	4	47.195	4	121.9	75.7	55.772	2	+0.881
7	8	POL	DOMOWICZ Nikola	3.719	4	21.523	2	33.485	2	46.801	2	123.3	76.6	55.253	2	+0.147
			PIWKOWSKA Dominika	3.710	2	21.587	3	33.550	2	46.912	2	118.3	73.5	DNF		
8	13	USA	CHAN Maya													
			WEILER Reannyn													
9	5	ITA	PUTZER Katharina													
			FALKENSTEINER Nadia													
10	6	LAT	ZIEDINA Viktorija													
			ZVILNA Selina Elizabete													
11	7	MDA	ADAM Adriana	3.848	7	21.853	5	33.888	5	47.275	3	122.5	76.1	55.804	3	+0.698
			BUSUIOC Aliona	3.818	7	21.741	5	33.722	4	47.048	3	123.0	76.4	55.520	2	+0.427
12	4	GER	DEGENHARDT Jessica Doreen	3.771	4	21.736	5	33.703	3	47.194	3	110.1	68.4	58.799	10	+3.908
			SCHNEIDER Vanessa	3.841	6	22.232	8	34.468	8	48.094	8	113.4	70.4	58.461	11	+3.355
13	11	SVK	PETRIKOVA Bianka	3.808	6	22.056	8	34.399	8	48.022	9	120.8	75.1	56.691	8	+1.598
			TREMBOSOVA Nikola	3.801	6	21.867	7	34.127	7	47.673	7	120.8	75.1	56.300	5	+1.409
13	11	SVK	PETRIKOVA Bianka	3.716	3	21.660	3	33.744	3	47.282	4	123.7	76.8	55.972	5	+0.866
			TREMBOSOVA Nikola	3.725	3	21.558	2	33.591	3	47.120	4	124.2	77.2	55.734	3	+0.641
13	11	SVK	PETRIKOVA Bianka	3.686	2	21.583	2	33.627	2	47.130	2	122.4	76.0	56.022	3	+1.131
			TREMBOSOVA Nikola													
13	11	SVK	PETRIKOVA Bianka													
			TREMBOSOVA Nikola													
13	11	SVK	PETRIKOVA Bianka	3.855	8	21.814	4	33.821	4	47.286	5	120.6	74.9	55.954	4	+0.848
			TREMBOSOVA Nikola	3.834	8	21.830	6	33.822	6	47.685	7	118.9	73.9	56.454	6	+1.361
13	11	SVK	PETRIKOVA Bianka	3.857	7	21.855	6	33.858	6	47.594	6	115.5	71.8	56.689	7	+1.798
			TREMBOSOVA Nikola	4.087	11	22.554	11	34.784	12	48.519	12	119.6	74.3	57.382	10	+2.276
13	11	SVK	PETRIKOVA Bianka	3.992	11	22.375	11	34.596	11	48.330	11	119.3	74.1	57.200	10	+2.107
			TREMBOSOVA Nikola	4.055	10	22.468	11	34.680	11	48.382	11	119.4	74.2	57.243	9	+2.352
13	11	SVK	PETRIKOVA Bianka	3.640	1	21.421	1	33.314	1	46.652	1	123.1	76.5	55.106	1	0.000
			TREMBOSOVA Nikola	3.640	1	21.436	1	33.319	1	46.626	1	123.0	76.4	55.093	1	0.000
13	11	SVK	PETRIKOVA Bianka	3.606	1	21.276	1	33.137	1	46.452	1	123.0	76.4	54.891	1	0.000
			TREMBOSOVA Nikola	3.818	5	21.921	6	34.028	6	47.669	6	120.6	74.9	56.408	6	+1.302
13	11	SVK	PETRIKOVA Bianka	3.796	5	21.880	7	33.971	7	47.569	6	120.4	74.8	56.301	5	+1.208
			TREMBOSOVA Nikola	3.786	5	21.725	4	33.819	5	47.419	5	120.3	74.7	56.146	4	+1.255

Legend:

DNF Did Not Finish

DNS Did Not Start

Int. Intermediate time

No. Number

Rk Rank



Results

Résultats / Ergebnisse

Start Order	Bib No.	NOC Code	Name	Start Time	Rk	Int. 1 Rk	Int. 2 Rk	Int. 3 Rk	Speed (km/h) (mph)	Finish Time	Rk	Time Behind				
1	1	AUT	EGLE Selina KIPP Lara									DNS DNS DNS				
2	13	USA	CHAN Maya WEILER Reannyn	3.728 3.725 3.741	3 3 1	21.641 21.674 21.625	2 3 1	33.786 33.859 33.741	3 4 1	47.424 47.512 47.341	4 4 1	123.6 123.4 123.7	76.8 76.6 76.8	56.095 56.176 55.974	4 5 2	+0.543 +1.006 +0.053
3	2	CAN	NASH Caitlin CORLESS Natalia	3.701 3.700 3.762	2 2 2	21.643 21.673 21.802	3 2 2	33.704 33.778 33.880	2 2 2	47.219 47.305 47.384	2 3 2	121.8 121.7 121.8	75.6 75.6 75.6	55.776 55.851 55.921	2 3 1	+0.224 +0.681 0.000
4	6	LAT	ZIEDINA Viktorija ZVILNA Selina Elizabete	3.926 3.940 3.840	7 8 5	22.011 22.126 21.932	7 7 6	34.071 34.225 33.985	7 6 4	47.645 47.775 47.520	5 6 4	121.1 121.4 121.2	75.2 75.4 75.3	56.258 56.362 56.128	5 6 4	+0.706 +1.192 +0.207
5	10	RUS	KOROTAEVA Natalia CHIRKOVA Viktoriia	3.834 3.768 3.849	5 5 6	21.756 21.695 21.810	4 4 3	33.820 33.779 33.932	4 3 3	47.316 47.268 47.452	3 2 3	122.0 122.0 121.9	75.8 75.8 75.7	55.854 55.796 56.027	3 2 3	+0.302 +0.626 +0.106
6	3	CZE	NOVAKOVA Marketa VEJDELKOVA Anna	3.972 4.014 4.002	8 10 7	22.172 22.296 22.248	8 9 7	34.324 34.432 34.353	8 9 7	47.931 48.007 47.891	8 7 7	120.9 121.1 121.4	75.1 75.2 75.4	56.564 56.619 56.484	7 7 6	+1.012 +1.449 +0.563
7	9	ROU	TOLOMEY Petra Maria CACIULAN Daria	3.984 3.970 4.003	9 9 8	22.374 22.364 22.308	10 10 8	34.733 34.733 34.524	10 10 8	48.560 48.560 48.207	10 10 8	118.5 118.5 119.5	73.6 73.6 74.3	57.435 57.435 56.982	10 10 9	+1.883 DNF +1.061
8	4	GER	DEGENHARDT Jessica Doreen SCHNEIDER Vanessa	3.671 3.658	1 1	21.586 21.437	1 1	33.590 33.347	1 1	47.067 46.741	1 1	122.3 122.9	75.9 76.3	55.552 55.170	1 1	0.000 0.000
9	5	ITA	PUTZER Katharina FALKENSTEINER Nadia													DNS DNS DNS DNS
10	8	POL	DOMOWICZ Nikola PIWKOWSKA Dominika	3.797 3.766 3.782	4 4 3	21.875 21.841 21.919	6 5 5	34.034 33.993 34.076	6 5 6	47.828 47.579 47.663	7 5 5	118.8 121.4 121.2	73.8 75.4 75.3	56.635 56.172 56.279	8 4 5	+1.083 +1.002 +0.358
11	12	UKR	ANTONIUK Nadiia MOKH Oleksandra	4.017 3.930 4.067	10 7 =9	22.295 22.200 22.347	9 8 9	34.485 34.377 34.576	9 8 9	48.208 48.083 48.260	9 8 9	118.6 118.7 120.1	73.7 73.7 74.6	56.940 56.872 56.960	9 8 8	+1.388 +1.702 +1.039
12	7	MDA	ADAM Adriana BUSUIOC Aliona	4.035 4.063 4.067	11 11 =9	22.499 22.576 22.408	11 11 10	34.856 34.866 34.658	11 10 10	48.723 48.670 48.432	11 10 10	118.8 119.4 119.7	73.8 74.2 74.3	57.587 57.478 57.213	11 10 10	+2.035 +2.308 +1.292
13	11	SVK	PETRIKOVA Bianka TREMBOŠOVA Nikola	3.836 3.820 3.811	6 6 4	21.838 21.899 21.894	5 6 4	33.996 34.365 34.035	5 7 5	47.681 48.240 47.730	6 9 6	120.0 119.2 120.1	74.5 74.1 74.6	56.419 57.038 56.485	6 9 7	+0.867 +1.868 +0.564

Legend:

= Equal sign indicates that two or more competitors share the same rank

DNF Did Not Finish

DNS Did Not Start

Int. Intermediate time


No. Number

Rk Rank

LAUSANNE
2020



YOUTH
OLYMPIC
GAMES



Results Book

LUGE

Team Relay



Results
Résultats / Ergebnisse

Rk	Team	Bib No.	Name	Gender	RT Rk	Int. 1 Rk	Int. 2 Rk	Time Rk	Total Time Rk	Time Behind
1	RUS	12-1	LOGINOVA Diana	F		35.291 2	47.657 2	56.632 2	56.632 2	
		12-2	REPILOV Pavel	M	2.202 2	37.066 2	49.331 2	58.266 2	1:54.898 1	
		12-3	KARNAUKHOV Mikhail CHIRVA Iurii	M M	2.429 1	37.605 1	50.023 1	59.174 1	2:54.072	0.000
2	GER	13-1	FRAEBEL Merle Malou	F		35.218 1	47.568 1	56.598 1	56.598 1	
		13-2	GRANCAGNOLO Timon	M	2.285 4	37.351 3	49.759 3	58.812 3	1:55.410 3	
		13-3	JAEGER Moritz STEUDTE Valentin	M M	2.556 4	37.647 2	50.100 2	59.212 2	2:54.622	+0.550
3	LAT	11-1	MASKALE Justine	F		35.848 3	48.332 3	57.477 3	57.477 3	
		11-2	BERZINS Gints	M	2.193 1	36.754 1	48.988 1	57.908 1	1:55.385 2	
		11-3	RINKS Kaspars LIEPINS Ardis	M M	2.572 6	37.891 3	50.275 3	59.569 3	2:54.954	+0.882
4	CAN/ITA	10-1	ALLAN Kailey (CAN)	F		36.108 5	48.600 5	57.718 4	57.718 4	
		10-2	GUFLER Alex (ITA)	M	2.284 3	37.397 4	49.817 4	58.918 4	1:56.636 4	
		10-3	NASH Caitlin (CAN) CORLESS Natalie (CAN)	F F	2.755 8	38.962 7	51.608 7	1:00.991 6	2:57.627	+3.555
5	ROU	2-1	BUZATOIU Corina	F		36.282 7	48.773 6	57.941 6	57.941 6	
		2-2	SERBAN Darius Lucian	M	2.440 8	38.166 6	50.724 6	1:00.016 7	1:57.957 6	
		2-3	TUREA Razvan MOTZCA Sebastian	M M	2.498 2	38.286 4	50.949 4	1:00.325 4	2:58.282	+4.210
6	UKR	4-1	TUNYTSKA Yulianna	F		35.955 4	48.528 4	57.766 5	57.766 5	
		4-2	PYLYPIV Oleh-Roman	M	2.424 6	38.016 5	50.528 5	59.748 5	1:57.514 5	
		4-3	MYKYIEVYCH Vadym BABURA Bohdan	M M	2.548 3	38.759 5	51.590 6	1:01.230 9	2:58.744	+4.672
7	USA	9-1	MAZLO McKenna	F		36.209 6	48.784 7	58.047 7	58.047 7	
		9-2	GREINER Matthew	M	2.427 7	38.433 7	50.887 7	59.955 6	1:58.002 7	
		9-3	CHAN Maya WEILER Reannyn	F F	2.966 9	39.098 9	51.785 9	1:01.177 8	2:59.179	+5.107
8	NZL/TPE	6-1	COX Ella (NZL)	F		37.112 10	49.760 10	59.137 9	59.137 9	
		6-2	BURKE Hunter (NZL)	M	2.547 9	38.534 8	51.242 8	1:00.747 8	1:59.884 8	
		6-3	YANG Shih-Hsun (TPE) YEH Meng-Jhe (TPE)	M M	2.694 7	38.976 8	51.639 8	1:01.061 7	3:00.945	+6.873
9	POL	8-1	BRYK Anna	F		36.801 8	49.519 8	58.970 8	58.970 8	
		8-2	KIELBASA Marcin	M	2.390 5	40.763 11	53.528 11	1:02.947 11	2:01.917 10	
		8-3	IMIOLEK Kacper MACKALA Lukasz	M M	2.560 5	38.768 6	51.429 5	1:00.868 5	3:02.785	+8.713
10	CZE	3-1	CEZIKOVA Anna	F		36.926 9	49.733 9	59.352 10	59.352 10	
		3-2	VEPROVSKY Jakub	M	2.765 10	39.652 9	52.497 9	1:02.086 9	2:01.438 9	
		3-3	NOVAKOVA Marketa VEJDELKOVA Anna	F F	3.037 10	39.940 10	52.651 10	1:02.126 10	3:03.564	+9.492
11	MDA/JPN	1-1	ISHIKAWA Yuki (JPN)	F		37.331 11	50.243 11	59.947 11	59.947 11	
		1-2	GONCEAR Marius (MDA)	M	2.902 11	39.869 10	52.698 10	1:02.221 10	2:02.168 11	
		1-3	ADAM Adriana (MDA) BUSUIOC Aliona (MDA)	F F	3.258 11	40.714 11	53.711 11	1:03.587 11	3:05.755	+11.683



Results

Résultats / Ergebnisse

Rk	Team	Bib No.	Name	Gender	RT Rk	Int. 1 Rk	Int. 2 Rk	Time Rk	Total Time Rk	Time Behind
	SLO/CHN	5-1	KOVACIC Ema (SLO)	F					DNS	
		5-2	BAO Zhenyu (CHN)	M						
		5-3	KOVACIC Lovro (SLO)	M						
			BADZUKOV Tian (SLO)	M						
	SVK	7-1	TREMBOSOVA Nikola	F					DSQ	
		7-2	LIHON David	M						
		7-3	VARGA Vratislav	M						
			MAJERCAK Metod	M						

Legend:

DNS Did Not Start

DSQ Disqualified

F Female

Int. Intermediate time

M Male

No. Number

Rk Rank

RT Reaction Time

Team 7 Slovakia (SVK) disqualified due to failure to hit the touch pad (§ 3.6.4.7).



Medallists

Médaille(e)s / Medallienträger

Medal	NOC	Name	Gender
GOLD	RUS - Russian Federation	LOGINOVA Diana	F
		REPILOV Pavel	M
		KARNAUKHOV Mikhail	M
		CHIRVA Iurii	M
SILVER	GER - Germany	FRAEBEL Merle Malou	F
		GRANCAGNOLO Timon	M
		JAEGER Moritz	M
		STEUDTE Valentin	M
BRONZE	LAT - Latvia	MASKALE Justine	F
		BERZINS Gints	M
		RINKS Kaspars	M
		LIEPINS Ardis	M

Note:
Athletes are listed in competition order: Woman, Man, Doubles.

Legend:
F Female M Male



Results

Résultats / Ergebnisse

Start Order	Team	Bib No.	Name	Gender	RT Rk	Int. 1 Rk	Int. 2 Rk	Time Rk	Total Time	Rk	Time Behind	
1	MDA/JPN	1-1	ISHIKAWA Yuki (JPN)	F		36.365 10	49.173 10	58.941 11	58.941	11		
		1-2	GONCEAR Marius (MDA)	M	2.909 12	39.333 13	52.011 12	1:01.696 13	2:00.637	11		
		1-3	ADAM Adriana (MDA)	F	4.106 13	41.611 13	54.541 13	1:04.395 12	3:05.032	12	+11.903	
			BUSUIOC Aliona (MDA)	F								
		1-1	ISHIKAWA Yuki (JPN)	F		37.221 12	50.087 12	59.819 12	59.819	12		
		1-2	GONCEAR Marius (MDA)	M	3.091 12	40.329 12	53.029 12	1:02.531 12	2:02.350	12		
		1-3	ADAM Adriana (MDA)	F	3.595 12	40.573 12	53.362 12	1:03.028 12	3:05.378	12	+12.028	
			BUSUIOC Aliona (MDA)	F								
		2	ROU	2-1	BUZATOIU Corina	F		35.449 4	47.825 4	57.012 5	57.012	5
2-2	SERBAN Darius Lucian			M	2.491 10	37.560 8	50.039 7	59.307 7	1:56.319	6		
2-3	TUREA Razvan			M	2.598 2	38.249 4	50.844 4	1:00.162 4	2:56.481	4	+3.352	
	MOTZCA Sebastian			M								
2-1	BUZATOIU Corina			F		36.011 8	48.396 7	57.490 5	57.490	5		
2-2	SERBAN Darius Lucian			M	2.517 8	38.035 8	50.456 8	59.640 8	1:57.130	5		
2-3	TUREA Razvan			M	2.559 3	37.775 4	50.335 4	59.686 3	2:56.816	3	+3.466	
	MOTZCA Sebastian			M								
3	CZE			3-1	CEZIKOVA Anna	F		38.152 13	51.073 13	1:00.793 12	1:00.793	12
		3-2	VEPROVSKY Jakub	M	3.059 13	39.283 12	52.017 13	1:01.628 12	2:02.421	13		
		3-3	NOVAKOVA Marketa	F	3.243 12	39.444 10	52.032 10	1:01.499 9	3:03.920	11	+10.791	
			VEJDELKOVA Anna	F								
		3-1	CEZIKOVA Anna	F		36.379 11	49.017 10	58.494 9	58.494	9		
		3-2	VEPROVSKY Jakub	M	2.803 11	38.992 11	51.663 11	1:01.151 11	1:59.645	10		
		3-3	NOVAKOVA Marketa	F	3.267 11	39.567 11	52.080 11	1:01.432 10	3:01.077	11	+7.727	
			VEJDELKOVA Anna	F								
		4	UKR	4-1	TUNYTSKA Yulianna	F		35.200 3	47.663 3	56.924 3	56.924	3
4-2	PYLYPIV Oleh-Roman			M	2.457 9	37.863 10	50.400 10	59.771 10	1:56.695	7		
4-3	MYKYIEVYCH Vadym			M	2.665 5	38.527 5	51.226 6	1:00.834 7	2:57.529	8	+4.400	
	BABURA Bohdan			M								
4-1	TUNYTSKA Yulianna			F		34.976 1	47.267 1	58.885 11	58.885	11		
4-2	PYLYPIV Oleh-Roman			M	2.447 7	37.475 5	50.117 6	1:00.916 10	1:59.801	11		
4-3	MYKYIEVYCH Vadym			M	2.537 2	38.052 5	50.679 5	1:00.206 4	3:00.007	10	+6.657	
	BABURA Bohdan			M								
5	SLO/CHN			5-1	KOVACIC Ema (SLO)	F		36.438 11	49.255 12	1:01.907 13	1:01.907	13
		5-2	BAO Zhenyu (CHN)	M	2.384 5	37.521 7	50.051 8	59.498 9	2:01.405	12		
		5-3	KOVACIC Lovro (SLO)	M	2.888 10	39.536 11	52.457 12		DNF			
			BADZUKOV Tian (SLO)	M								
		5-1	KOVACIC Ema (SLO)	F						DNS		
		5-2	BAO Zhenyu (CHN)	M								
		5-3	KOVACIC Lovro (SLO)	M								
			BADZUKOV Tian (SLO)	M								
		6	NZL/TPE	6-1	COX Ella (NZL)	F		36.600 12	49.175 11	58.505 10	58.505	10
6-2	BURKE Hunter (NZL)			M	2.556 11	38.090 11	50.697 11	1:00.134 11	1:58.639	10		
6-3	YANG Shih-Hsun (TPE)			M	2.744 7	38.603 7	51.247 7	1:01.509 10	3:00.148	10	+7.019	
	YEY Meng-Jhe (TPE)			M								



Results
Résultats / Ergebnisse

Start Order	Team	Bib No.	Name	Gender	RT Rk	Int. 1 Rk	Int. 2 Rk	Time Rk	Total Time	Rk	Time Behind
		6-1	COX Ella (NZL)	F		36.302 10	48.764 9	57.999 8	57.999	8	
		6-2	BURKE Hunter (NZL)	M	2.603 9	38.371 10	50.928 10	1:00.298 9	1:58.297	9	
		6-3	YANG Shih-Hsun (TPE)	M	2.881 10	38.693 10	51.244 10	1:00.603 9	2:58.900	9	+5.550
			YE H Meng-Jhe (TPE)	M							
7	SVK	7-1	TREMBOSOVA Nikola	F		35.557 7	48.353 8	58.172 9	58.172	9	
		7-2	LIHON David	M	2.451 8	37.475 6	49.808 6	58.943 6	1:57.115	8	
		7-3	VARGA Vratislav	M	2.684 6	38.128 3	50.602 3	59.905 3	2:57.020	7	+3.891
			MAJERCAK Metod	M							
		7-1	TREMBOSOVA Nikola	F		35.580 4	48.252 5	57.857 6	57.857	6	
		7-2	LIHON David	M	2.420 6	37.827 7	50.168 7	59.289 5	1:57.146	6	
		7-3	VARGA Vratislav	M	2.710 7	38.685 9	51.200 9	1:00.453 8	2:57.599	8	+4.249
			MAJERCAK Metod	M							
8	POL	8-1	BRYK Anna	F		36.151 9	48.738 9	58.084 8	58.084	8	
		8-2	KIELBASA Marcin	M	2.385 6	37.605 9	50.099 9	59.424 8	1:57.508	9	
		8-3	IMIOLEK Kacper	M	2.632 3	38.884 9	51.541 9	1:01.043 8	2:58.551	9	+5.422
			MACKALA Lukasz	M							
		8-1	BRYK Anna	F		36.096 9	48.644 8	57.938 7	57.938	7	
		8-2	KIELBASA Marcin	M	2.374 5	37.562 6	50.010 5	59.302 6	1:57.240	8	
		8-3	IMIOLEK Kacper	M	2.562 4	38.313 6	50.859 6	1:00.246 5	2:57.486	7	+4.136
			MACKALA Lukasz	M							
9	USA	9-1	MAZLO McKenna	F		35.552 6	47.962 6	57.142 6	57.142	6	
		9-2	GREINER Matthew	M	2.387 7	37.440 5	49.713 5	58.723 4	1:55.865	5	
		9-3	CHAN Maya	F	2.901 11	38.565 6	51.176 5	1:00.617 5	2:56.482	5	+3.353
			WEILER Reannyn	F							
		9-1	MAZLO McKenna	F		35.698 5	48.103 4	57.243 3	57.243	3	
		9-2	GREINER Matthew	M	2.657 10	38.310 9	50.582 9	59.516 7	1:56.759	4	
		9-3	CHAN Maya	F	2.835 9	38.488 7	51.041 8	1:00.380 7	2:57.139	5	+3.789
			WEILER Reannyn	F							
10	CAN/ITA	10-1	ALLAN Kailey (CAN)	F		35.551 5	47.929 5	56.978 4	56.978	4	
		10-2	GUFLER Alex (ITA)	M	2.273 3	36.799 3	49.180 3	58.383 3	1:55.361	4	
		10-3	NASH Caitlin (CAN)	F	2.787 8	38.696 8	51.259 8	1:00.619 6	2:55.980	3	+2.851
			CORLESS Natalie (CAN)	F							
		10-1	ALLAN Kailey (CAN)	F		35.865 6	49.106 11	58.616 10	58.616	10	
		10-2	GUFLER Alex (ITA)	M	2.289 4	37.058 3	49.417 3	58.541 3	1:57.157	7	
		10-3	NASH Caitlin (CAN)	F	2.773 8	38.502 8	50.988 7	1:00.259 6	2:57.416	6	+4.066
			CORLESS Natalie (CAN)	F							
11	LAT	11-1	MASKALE Justine	F		35.603 8	48.019 7	57.164 7	57.164	7	
		11-2	BERZINS Gints	M	2.198 1	36.278 1	48.407 1	57.254 1	1:54.418	2	
		11-3	RINKS Kaspars	M	2.658 4	39.593 12	52.206 11	1:02.448 11	2:56.866	6	+3.737
			LIEPINS Ardis	M							
		11-1	MASKALE Justine	F		35.892 7	48.275 6	57.367 4	57.367	4	
		11-2	BERZINS Gints	M	2.236 1	36.772 2	48.995 2	58.012 2	1:55.379	3	
		11-3	RINKS Kaspars	M	2.598 6	37.725 3	50.048 3	59.088 2	2:54.467	2	+1.117
			LIEPINS Ardis	M							



Results

Résultats / Ergebnisse

Start Order	Team	Bib No.	Name	Gender	RT	Rk	Int. 1	Rk	Int. 2	Rk	Time	Rk	Total Time	Rk	Time Behind
12	RUS	12-1	LOGINOVA Diana	F			35.081	2	47.457	2	56.530	2	56.530	2	
		12-2	REPILOV Pavel	M	2.202	2	36.624	2	48.838	2	57.754	2	1:54.284	1	
		12-3	KARNAUKHOV Mikhail CHIRVA Iurii	M M	2.407	1	37.170	1	49.609	1	58.845	1	2:53.129	1	+0.000
		12-1	LOGINOVA Diana	F			35.329	3	47.686	3	56.755	2	56.755	2	
		12-2	REPILOV Pavel	M	2.236	1	36.715	1	48.886	1	57.792	1	1:54.547	1	
		12-3	KARNAUKHOV Mikhail CHIRVA Iurii	M M	2.402	1	37.223	1	49.623	1	58.803	1	2:53.350	1	+0.000
13	GER	13-1	FRAEBEL Merle Malou	F			34.973	1	47.253	1	56.278	1	56.278	1	
		13-2	GRANCAGNOLO Timon	M	2.306	4	37.209	4	49.682	4	58.938	5	1:55.216	3	
		13-3	JAEGER Moritz STEUDTE Valentin	M M	2.881	9	37.978	2	50.377	2	59.525	2	2:54.741	2	+1.612
		13-1	FRAEBEL Merle Malou	F			35.068	2	47.285	2	56.252	1	56.252	1	
		13-2	GRANCAGNOLO Timon	M	2.282	3	37.188	4	49.621	4	58.831	4	1:55.083	2	
		13-3	JAEGER Moritz STEUDTE Valentin	M M	2.566	5	37.441	2	49.752	2	1:01.886	11	2:56.969	4	+3.619

Legend:

DNF Did Not Finish

DNS Did Not Start

F Female

Int. Intermediate time

M Male

No. Number

Rk Rank

RT Reaction Time

Official Communication
Offizielle Mitteilung / Communication officielle

Item: 1

Start time for team relay rescheduled

Summary:

Start time for the team relay has been rescheduled to 9:30

Details:

Start time for the team relay on Monday January 20, 2020 has been rescheduled to 9:30.

Issued by: Markus Schmidt, Race Director

Time: 9:37

Date: 16 JAN 2020

This decision affects:

Results
Schedule
Other

X



Official Communication
Offizielle Mitteilung / Communication officielle

Item: 2

UKR disqualified from Men's Doubles Competition

Summary:

DSQ for irregular actions

Details:

Team 11 MYKYIEVYCH/BABURA (UKR) has been disqualified from the Men's Doubles competition due to irregular runner temperatures (§ 5.3.1.1a)..

Issued by: Markus Schmidt, Race Director

Time: 11:55

Date: 17 JAN 2020

This decision affects:

Results
Schedule
Other

X

Official Communication
Offizielle Mitteilung / Communication officielle

Item: 3

SVK disqualified from Team Relay Competition

Summary:

DSQ for irregular actions

Details:

Team 7 Slovakia (SVK) has been disqualified due to failure to hit the touch pad (§ 3.6.4.7).

Issued by: Markus Schmidt, Race Director

Time: 9:58

Date: 20 JAN 2020

This decision affects:

Results
Schedule
Other

X