

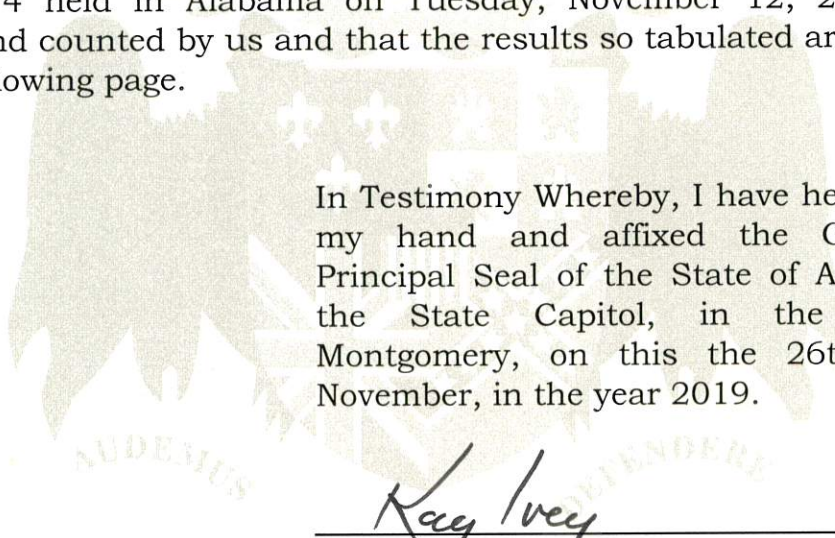
# The State of Alabama



## **Canvass of Results for the Special General Election held on November 12, 2019**

Pursuant to Chapter 12 of Title 17 of the Code of Alabama, 1975, we, the undersigned, hereby certify that the results of the Special General Election for the office of Member of the State House of Representatives, District 74 held in Alabama on Tuesday, November 12, 2019, were opened and counted by us and that the results so tabulated are recorded on the following page.

In Testimony Whereby, I have hereunto set my hand and affixed the Great and Principal Seal of the State of Alabama at the State Capitol, in the City of Montgomery, on this the 26th day of November, in the year 2019.



*Kay Ivey*

Kay Ivey  
Governor

*Steve Marshall*

Steve Marshall  
Attorney General

*John H. Merrill*

John H. Merrill  
Secretary of State



Special General Election Results  
Alabama House of Representatives, District 74  
November 12, 2019


	Rayford Mack (D)	Charlotte Meadows (R)	Write-In
<b>Total</b>	<b>767</b>	<b>1,664</b>	<b>15</b>
Montgomery	767	1,664	15


SPECIAL ELECTION HELD ON THE 12th DAY OF NOVEMBER, 2019


MONTGOMERY COUNTY, ALABAMA

We, the undersigned, constituting the Canvassing Board of the above county aforesaid, hereby certify that the foregoing is a correct return of the votes cast for and against the candidates and/or questions in the above Election which were voted on at the election on the day and date first above set out.

THIS THE 19th DAY OF NOVEMBER, 2019.

  
\_\_\_\_\_  
J.C. Love, III, Probate Judge

  
\_\_\_\_\_  
Derrick Cunningham, Sheriff

  
\_\_\_\_\_  
Gina Jobe Ishman, Circuit Clerk



CANVASSING  
BOARD



SUMMARY REPORT

SPECIAL GENERAL ELECTION  
HOUSE DISTRICT 74  
NOVEMBER 12, 2019

OFFICIAL RESULTS

RUN DATE:11/19/19 12:09 PM

REPORT-EL45

PAGE 001

VOTES PERCENT

PRECINCTS COUNTED (OF 14)	14	100.00
REGISTERED VOTERS - TOTAL	31,313	
BALLOTS CAST - TOTAL	2,446	
BALLOTS CAST - BLANK	0	
VOTER TURNOUT - TOTAL		7.81
VOTER TURNOUT - BLANK		

STRAIGHT PARTY VOTING

(VOTE FOR) 1

(WITH 14 OF 14 PRECINCTS COUNTED)

ALABAMA DEMOCRATIC PARTY (DEM)	237	32.20
ALABAMA REPUBLICAN PARTY (REP)	499	67.80

STATE REPRESENTATIVE, DISTRICT NO. 74

(VOTE FOR) 1

(WITH 14 OF 14 PRECINCTS COUNTED)

RAYFORD MACK (DEM)	767	31.36
CHARLOTTE MEADOWS (REP)	1,664	68.03
WRITE-IN	15	.61

WITH 14 OF 14 PRECINCTS REPORTING

RVT  
 EOO  
 GTT  
 IEA BCT BCB VTT  
 SRL AAO AAL OUO  
 TS LST LSA TRT  
 E LTA LTN ENA  
 R O L O K ROL  
 E T T U  
 D S S T

	-----	-----	-----	-----
0001 103 MUSEUM OF FINE ARTS	889	57	0	6.41
0002 301 DALRAIDA CHURCH OF CHRIST	5661	376	0	6.64
0003 302 FLOWERS ELEMENTARY	3035	214	0	7.05
0004 303 EASTMONT BAPTIST CHURCH	4975	590	0	11.86
0005 304 LAGOON PARK FIRE STATION	4319	379	0	8.78
0006 305 FRAZIER METHODIST	5537	372	0	6.72
0007 306 EASTDALE BAPTIST CHURCH	324	12	0	3.70
0008 405 HOUSTON HILLS COMM CTR	343	16	0	4.66
0009 407 KING HILL COMMUNITY CTR	710	24	0	3.38
0010 413 WARES FERRY RD ELEMENTARY	217	14	0	6.45
0011 501 FIRST CHRISTIAN CHURCH	3636	291	0	8.00
0012 512 ST. JAMES UNITED METHODIST	1667	67	0	4.02
0013 ABSENTEE	0	32	0	
0014 PROVISIONAL	0	2	0	
CANDIDATE TOTALS	31313	2446	0	7.81

RUN DATE:11/19/19 12:09 PM

REPORT-EL111

PAGE 0002

STRAIGHT PARTY VOTING

WITH 14 OF 14 PRECINCTS REPORTING

(VOTE FOR) 1

	A D P	A R P
	L E A	L E A
	A M R	A P R
	B O T	B U T
	A C Y	A B Y
	M R	M L
	A A	A I
	T	C
	I	A
	C	N
	(DEM)	(REP)
	-----	-----
0001 103 MUSEUM OF FINE ARTS	7	8
0002 301 DALRAIDA CHURCH OF CHRIST	30	84
0003 302 FLOWERS ELEMENTARY	14	48
0004 303 EASTMONT BAPTIST CHURCH	38	133
0005 304 LAGOON PARK FIRE STATION	36	74
0006 305 FRAZIER METHODIST	41	77
0007 306 EASTDALE BAPTIST CHURCH	2	2
0008 405 HOUSTON HILLS COMM CTR	5	2
0009 407 KING HILL COMMUNITY CTR	1	6
0010 413 WARES FERRY RD ELEMENTARY	2	0
0011 501 FIRST CHRISTIAN CHURCH	37	52
0012 512 ST. JAMES UNITED METHODIST	7	10
0013 ABSENTEE	16	3
0014 PROVISIONAL	1	0
CANDIDATE TOTALS	237	499
CANDIDATE PERCENT	32.20	67.79

STATE REPRESENTATIVE, DISTRICT NO. 74

WITH 14 OF 14 PRECINCTS REPORTING

(VOTE FOR) 1

	C M	H E	W
	R M	A A	R
	A A	R D	I
	Y C	L O	T
	F K	O W	E
	O	T S	-
	R	T	I
	D	E	N
	(DEM)	(REP)	(NON)
	-----	-----	-----
0001 103 MUSEUM OF FINE ARTS	23	34	0
0002 301 DALRAIDA CHURCH OF CHRIST	123	253	0
0003 302 FLOWERS ELEMENTARY	49	159	6
0004 303 EASTMONT BAPTIST CHURCH	134	454	2
0005 304 LAGOON PARK FIRE STATION	112	263	4
0006 305 FRAZIER METHODIST	141	231	0
0007 306 EASTDALE BAPTIST CHURCH	8	4	0
0008 405 HOUSTON HILLS COMM CTR	12	4	0
0009 407 KING HILL COMMUNITY CTR	6	16	2
0010 413 WARES FERRY RD ELEMENTARY	6	8	0
0011 501 FIRST CHRISTIAN CHURCH	107	183	1
0012 512 ST. JAMES UNITED METHODIST	20	47	0
0013 ABSENTEE	24	8	0
0014 PROVISIONAL	2	0	0

RUN DATE:11/19/19 12:09 PM

REPORT-EL111

PAGE 0003

STATE REPRESENTATIVE, DISTRICT NO. 74

WITH 14 OF 14 PRECINCTS REPORTING

(VOTE FOR) 1

	C	M	
	H	E	W
R	A	A	R
A	A	R	D
Y	C	L	O
F	K	O	W
O		T	S
R		T	I
D	E	N	
(DEM)	(REP)	(NON)	
.....	.....	.....	

(CONTINUED FROM PREVIOUS PAGE)

CANDIDATE TOTALS	767	1664	15
CANDIDATE PERCENT	31.35	68.02	.61

---