


LAUSANNE  
2020



YOUTH  
OLYMPIC  
GAMES



# Results Book



## FREESTYLE SKIING

	Freestyle Skiing .....	1
1	Table of Contents .....	2
2	Competition Schedule .....	4
3	Medallists by Event .....	6
4	Women's Ski Cross .....	7
4.1	Results .....	8
4.2	Competition Summary .....	9
4.3	Medallists .....	10
5	Men's Ski Cross .....	11
5.1	Results .....	12
5.2	Competition Summary .....	13
5.3	Medallists .....	14
6	Women's Freeski Halfpipe .....	15
6.1	Entry List by Event .....	16
6.2	Results Summary .....	17
6.3	Medallists .....	19
6.4	Final .....	20
6.4.1	Start List .....	20
6.4.2	Results .....	21
6.5	Qualification .....	22
6.5.1	Start List .....	22
6.5.2	Results .....	23
7	Men's Freeski Halfpipe .....	25
7.1	Entry List by Event .....	26
7.2	Results Summary .....	27
7.3	Medallists .....	29
7.4	Final .....	30
7.4.1	Start List .....	30
7.4.2	Results .....	31
7.5	Qualification .....	32
7.5.1	Start List .....	32
7.5.2	Results .....	33
8	Women's Freeski Slopestyle .....	35
8.1	Entry List by Event .....	36
8.2	Results Summary .....	38
8.3	Medallists .....	40
8.4	Final .....	41
8.4.1	Start List .....	41
8.4.2	Results .....	43
8.5	Qualification .....	45
8.5.1	Start List .....	45
8.5.2	Results .....	47
9	Men's Freeski Slopestyle .....	49

9.1	Entry List by Event .....	50
9.2	Results Summary .....	52
9.3	Medallists .....	54
9.4	Final .....	55
9.4.1	Start List .....	55
9.4.2	Results .....	57
9.5	Qualification .....	59
9.5.1	Start List .....	59
9.5.2	Results .....	61
10	Women's Freeski Big Air .....	63
10.1	Entry List by Event .....	64
10.2	Results Summary .....	65
10.3	Medallists .....	67
10.4	Final .....	68
10.4.1	Start List .....	68
10.4.2	Start List - Run 3 .....	70
10.4.3	Results .....	72
10.5	Qualification .....	74
10.5.1	Start List .....	74
10.5.2	Results .....	76
11	Men's Freeski Big Air .....	78
11.1	Entry List by Event .....	79
11.2	Results Summary .....	81
11.3	Medallists .....	83
11.4	Final .....	84
11.4.1	Start List .....	84
11.4.2	Start List - Run 3 .....	86
11.4.3	Results .....	88
11.5	Qualification .....	90
11.5.1	Start List .....	90
11.5.2	Results .....	92
12	Official Communications .....	94
12.1	Competition Start Delayed due to Weather Conditions 1 .....	94
12.2	Freestyle Skiing Men's Freeski Slopestyle will be postponed 3 .....	95
12.3	Competition schedule changes due to bad weather conditions 4 .....	96
12.4	Freestyle Skiing Schedule changes 5 .....	97



## Competition Schedule

Horaire des compétitions / Wettkampfkalender

**REVISED**  
20 JAN 18:11

As of MON 20 JAN 2020

Date	Start Time	Estimated Finish Time	Event	Location
SAT 18 JAN	09:30	10:30	Women's Freeski Slopestyle Qualification Run 1	Leysin Park&Pipe
	10:40	11:40	Women's Freeski Slopestyle Qualification Run 2	Leysin Park&Pipe
	12:20	12:40	Women's Freeski Slopestyle Final Run 1	Leysin Park&Pipe
	12:40	13:00	Women's Freeski Slopestyle Final Run 2	Leysin Park&Pipe
	13:00	13:20	Women's Freeski Slopestyle Final Run 3	Leysin Park&Pipe
SUN 19 JAN	11:05	13:35	Women's Ski Cross Group Heats	Villars Winter Park
	11:05	13:35	Men's Ski Cross Group Heats	Villars Winter Park
	13:35	13:50	Women's Ski Cross Finals	Villars Winter Park
	13:35	13:50	Men's Ski Cross Finals	Villars Winter Park
MON 20 JAN	09:30	10:00	Women's Freeski Halfpipe Qualification Run 1	Leysin Park&Pipe
	09:30	10:30	Men's Freeski Slopestyle Qualification Run 1	Leysin Park&Pipe
	10:00	10:30	Women's Freeski Halfpipe Qualification Run 2	Leysin Park&Pipe
	10:40	11:40	Men's Freeski Slopestyle Qualification Run 2	Leysin Park&Pipe
	11:10	11:35	Women's Freeski Halfpipe Final Run 1	Leysin Park&Pipe
	11:35	12:00	Women's Freeski Halfpipe Final Run 2	Leysin Park&Pipe
	12:00	12:25	Women's Freeski Halfpipe Final Run 3	Leysin Park&Pipe
	12:20	12:40	Men's Freeski Slopestyle Final Run 1	Leysin Park&Pipe
	12:40	13:00	Men's Freeski Slopestyle Final Run 2	Leysin Park&Pipe
	13:00	13:20	Men's Freeski Slopestyle Final Run 3	Leysin Park&Pipe
TUE 21 JAN	09:30	10:10	Men's Freeski Halfpipe Qualification Run 1	Leysin Park&Pipe
	10:20	11:00	Men's Freeski Halfpipe Qualification Run 2	Leysin Park&Pipe
	10:30	11:00	Women's Freeski Big Air Qualification Run 1	Leysin Park&Pipe
	11:05	12:35	Team Ski-Snowboard Cross Finals	Villars Winter Park
	11:10	11:40	Women's Freeski Big Air Qualification Run 2	Leysin Park&Pipe
	11:40	11:55	Men's Freeski Halfpipe Final Run 1	Leysin Park&Pipe
	11:55	12:10	Men's Freeski Halfpipe Final Run 2	Leysin Park&Pipe
	12:10	12:25	Men's Freeski Halfpipe Final Run 3	Leysin Park&Pipe
WED 22 JAN	09:30	10:10	Men's Freeski Big Air Qualification Run 1	Leysin Park&Pipe
	10:10	10:50	Men's Freeski Big Air Qualification Run 2	Leysin Park&Pipe
	11:50	12:20	Women's Freeski Big Air Final Run 1	Leysin Park&Pipe
	11:50	12:20	Men's Freeski Big Air Final Run 1	Leysin Park&Pipe
	12:20	12:50	Women's Freeski Big Air Final Run 2	Leysin Park&Pipe
	12:20	12:50	Men's Freeski Big Air Final Run 2	Leysin Park&Pipe
	12:50	13:20	Women's Freeski Big Air Final Run 3	Leysin Park&Pipe
	12:50	13:20	Men's Freeski Big Air Final Run 3	Leysin Park&Pipe



## Competition Schedule

Horaire des compétitions / Wettkampfkalender

**REVISED**  
20 JAN 18:11

As of MON 20 JAN 2020

Date	Start Time	Estimated Finish Time	Event	Location
------	------------	-----------------------	-------	----------

**Note:**

Please check online for more details and the latest updates.

**REVISED**

Women's Freeski Big Air swapped with Women's Snowboard Big Air on 21.01.2020 (No date change).  
Freeski Big Air Finals moved 10 minutes earlier on 22.01.2020.



## Medallists by Event

Médaille(e)s par épreuve / Medallienträger per Event

**REVISED**  
22 JAN 14:33

As of WED 22 JAN 2020 at 14:33  
After 9 of 9 Events

Event	Date	Medal	Name	NOC Code
Men's Freeski Big Air	WED 22 JAN	GOLD	SVANCER Matej	CZE
		SILVER	FAGAN Kiernan	USA
		BRONZE	KOVALENKO Orest	UKR
Women's Freeski Big Air	WED 22 JAN	GOLD	GU Ailing Eileen	CHN
		SILVER	MUIR Kirsty	GBR
		BRONZE	BURMANSSON Jennie-Lee	SWE
Team Ski-Snowboard Cross	TUE 21 JAN	GOLD	Switzerland DOERIG Anouk KRISTA Marie JUD Valerio TISSIERES Robin	SUI SUI SUI SUI
		SILVER	Russian Federation EROFEEVA Mariia PRIVALOVA Ansastasia GENIN Evgeniy GORBACHEV Andrei	RUS RUS RUS RUS
		BRONZE	Germany KUHNERT Liliith WALDERBACH Nina CONRADT Niels VEIT Sebastian	GER GER GER GER
Men's Freeski Halfpipe	TUE 21 JAN	GOLD	LONGINO Andrew	CAN
		SILVER	CAREY Hunter	USA
		BRONZE	HARRINGTON Luca	NZL
Men's Freeski Slopestyle	MON 20 JAN	GOLD	FAGAN Kiernan	USA
		SILVER	MOREN Melvin	SWE
		BRONZE	HENDERSON Hunter	USA
Women's Freeski Halfpipe	MON 20 JAN	GOLD	GU Ailing Eileen	CHN
		SILVER	LI Fanghui	CHN
		BRONZE	FAULHABER Hanna	USA
Men's Ski Cross	SUN 19 JAN	GOLD	WAHLBERG Erik	SWE
		SILVER	BAZHIN Artem	RUS
		BRONZE	GORBACHEV Andrei	RUS
Women's Ski Cross	SUN 19 JAN	GOLD	KRISTA Marie Karoline	SUI
		SILVER	CHOLENSKA Diana	CZE
		BRONZE	BALIUKINA Vladislava	RUS
Women's Freeski Slopestyle	SAT 18 JAN	GOLD	SILDARU Kelly	EST
		SILVER	GU Ailing Eileen	CHN
		BRONZE	BURMANSSON Jennie-Lee	SWE

**Note:**

Team Ski-Snowboard Cross order: Women's Snowboard, Women's Freestyle Skiing, Men's Snowboard, Men's Freestyle Skiing


**REVISED**

The order of the athletes in the Team Ski-Snowboard Cross has been fixed.


LAUSANNE  
2020



YOUTH  
OLYMPIC  
GAMES



# Results Book



## FREESTYLE SKIING

Women's Ski Cross



## Results

### Résultats

Jury			Technical Data	
<b>FIS Race Director</b>	KROGOLL Peter	FIS	<b>Course Name</b>	Chaux Ronde
<b>FIS Technical Delegate</b>	LIGOCKI Lukasz	POL	<b>Start / Finish Altitude</b>	1950m / 1791m
<b>Chief of Competition</b>	WALDSPURGER Dieter	SUI	<b>Vertical Drop / Course Length</b>	159m / 800m
<b>Referee</b>	HARTL Stephanie	SUI	<b>Number of Features</b>	25
Officials				
<b>Start Referee</b>	WALDSPURGER Marc	SUI		
<b>Finish Referee</b>	DELAIT Christophe	AUT		
<b>Course Supervisor</b>	WALDNER Klaus	AUT		
<b>Chief of Course</b>	MOTTET Vivian	SUI		
<b>Course Designer</b>	VAUDROZ Nicolas	SUI		
<b>Course Builder</b>	VAUDROZ Nicolas	SUI		
<b>Course Setter</b>	WALDNER Klaus	AUT		

Number of Competitors: 24, Number of NOCs: 17

Rank	Bib	FIS Code	Name	NOC Code	YB	Group Heat Rank	Group Heat Points	Race Points
<b>BIG FINAL</b>								
1	3	2535891	<b>KRISTA Marie</b>	SUI	2002			<b>260.00</b>
2	22	2535786	<b>CHOLENSKA Diana</b>	CZE	2003			<b>208.00</b>
3	8	2535176	<b>BALIUKINA VLADISLAVA</b>	RUS	2002			<b>156.00</b>
4	12	2534429	<b>EROFEEVA MARIIA</b>	RUS	2002			<b>130.00</b>
<b>SMALL FINAL</b>								
5	7	2537201	<b>BRUNET Marie-Pier</b>	CAN	2003			<b>117.00</b>
6	9	2535260	<b>HUDRY Lea</b>	FRA	2002			<b>104.00</b>
7	1	2534990	<b>FORTKORD Alice</b>	SWE	2002			<b>93.60</b>
8	2	2535406	<b>LEIVESTAD Ingrid</b>	NOR	2002			<b>83.20</b>
<b>GROUP HEATS</b>								
9	4	2535299	<b>STEFANI Sage</b>	CAN	2002	5	16	<b>75.40</b>
10	11	2535770	<b>WALDERBACH NINA</b>	GER	2003	5	15	<b>67.60</b>
11	15	2535464	<b>RIHTARSIC Marta</b>	SLO	2002	5	15	<b>57.20</b>
12	19	2535832	<b>INNERHOFER Leonie</b>	AUT	2002	5	15	<b>52.00</b>
13	5	2535885	<b>WHEATLEY Kyra</b>	AUS	2003	6	15	<b>62.40</b>
14	20	2537060	<b>SPOELDERS Noa</b>	BEL	2003	7	14	<b>46.80</b>
15	13	2537314	<b>NILSSON Lia</b>	SWE	2003	8	13	<b>41.60</b>
16	14	2534964	<b>MICHAEL Zoe</b>	AUS	2002	8	14	<b>39.00</b>
17	10	2535199	<b>SHCHERBAKOVSKAYA Maria</b>	ISR	2002	9	12	<b>36.40</b>
18	24	2537070	<b>LOZAKOVA Kayla Anna</b>	SVK	2003	9	12	<b>33.80</b>
19	6	2535597	<b>RAN Hongyun</b>	CHN	2003	10	11	<b>31.20</b>
20	16	2534913	<b>VALDES Josefina</b>	CHI	2002	10	11	<b>28.60</b>
21	18	2537026	<b>SAINZ Aurelie</b>	SUI	2003	11	4	<b>26.00</b>
22	21	2534890	<b>SUFASHOVA Anel</b>	KAZ	2002	11	10	<b>23.40</b>
23	17	2533850	<b>SU Yue</b>	CHN	2002	12	9	<b>20.80</b>
24	23	2534645	<b>KRCALOVA Hanka</b>	CZE	2002	12	2	<b>18.20</b>

**Forerunners:**

F1 - Gil MARTIN	SUI	F2 - Alex MARRO	SUI	F3 - Luca LUBASCH	SUI
F4 - Aita SCHMELLENTIN	SUI				

**Conditions on course:**

Finals: SUNNY	Snow Temperature: -6°C / 21.2°F	Temperature - Start: -6°C / 21.2°F	Temperature - Finish: -6°C / 21.2°F
---------------	---------------------------------	------------------------------------	-------------------------------------

**Legend:**

YB	Year of Birth
----	---------------





## Competition Summary

Résumé de la compétition

Number of Competitors: 24, Number of NOCs: 17

Panel 1 - Group Heats																								
Rank	Bib	Name	NOC Code	Heat																				Points
				Group 1				Group 2				Group 3				Group 4				Group 5				
				1	2	3	4	5	6	7	8	9	10	11	12	13	14	15	16	17	18	19	20	
1	12	EROFEEVA MARIIA	RUS		4					4				4					4			4	20	
2	8	BALIUKINA VLADISLAVA	RUS	4								4				4						4	19	
3	9	HUDRY Lea	FRA		3			4					4					4				3	18	
4	1	FORTKORD Alice	SWE	3					3					3			4				4		17	
5	4	STEFANI Sage	CAN	2					3					3			4				4		16	
6	5	WHEATLEY Kyra	AUS	1						4					4			3				3	15	
7	20	SPOELDERS Noa	BEL			4			2						3				2		3		14	
8	13	NILSSON Lia	SWE		2					3					2	3					3		13	
9	24	LOZAKOVA Kayla Anna	SVK				3					3			2							2	12	
10	16	VALDES Josefina	CHI		1						2					3					2		11	
11	21	SUFASHOVA Anel	KAZ				2			2				2			2						10	
12	17	SU Yue	CHN				1						2						2				9	

Panel 2 - Group Heats																								
Rank	Bib	Name	NOC Code	Heat																				Points
				Group 6				Group 7				Group 8				Group 9				Group 10				
				1	2	3	4	5	6	7	8	9	10	11	12	13	14	15	16	17	18	19	20	
1	22	CHOLENSKA Diana	CZE				4				4				4			4				4	20	
2	3	KRISTA Marie	SUI	4						4					4				3			4	19	
3	7	BRUNET Marie-Pier	CAN	3							4					4				4			18	
4	2	LEIVESTAD Ingrid	NOR	2				4						3				3			4		16	
5	11	WALDERBACH NINA	GER		3					3				2						3		4	15	
5	15	RIHTARSIC Marta	SLO		4						3				4				2		2		15	
5	19	INNERHOFER Leonie	AUT			3				2						3			4		3		15	
8	14	MICHAEL Zoe	AUS		2					3					2	4					3		14	
9	10	SHCHERBAKOVSKAYA M	ISR		1				3						3				3				12	
10	6	RAN Hongyun	CHN	1						2						DNF			2			3	11	
11	18	SAINZ Aurelie	SUI			DNF		DNF							DNF	DNF			DNF		DNF		4	
12	23	KRCALOVA Hanka	CZE			DNF					DNF				DNF							DNF	2	

### Finals

Bib	Rank	Name	NOC
3 G	1	KRISTA Marie	SUI
12 R	2	EROFEEVA MARIIA	RUS
1 Y	3	FORTKORD Alice	SWE
7 B	DNF	BRUNET Marie-Pier	CAN

Bib	Rank	Name	NOC
7 B	1	BRUNET Marie-Pier	CAN
9 G	2	HUDRY Lea	FRA
1 R	3	FORTKORD Alice	SWE
2 Y	DNF	LEIVESTAD Ingrid	NOR

Bib	Rank	Name	NOC
22 R	1	CHOLENSKA Diana	CZE
8 G	2	BALIUKINA VLADISLAVA	RUS
9 B	3	HUDRY Lea	FRA
2 Y	4	LEIVESTAD Ingrid	NOR

Bib	Rank	Name	NOC
3 R	1	KRISTA Marie	SUI
22 G	2	CHOLENSKA Diana	CZE
8 Y	3	BALIUKINA VLADISLAVA	RUS
12 B	DNF	EROFEEVA MARIIA	RUS

Ranking	Name	NOC
Gold	KRISTA Marie	SUI
Silver	CHOLENSKA Diana	CZE
Bronze	BALIUKINA VLADISLAVA	RUS
4	EROFEEVA MARIIA	RUS
5	BRUNET Marie-Pier	CAN
6	HUDRY Lea	FRA
7	FORTKORD Alice	SWE
8	LEIVESTAD Ingrid	NOR
9	STEFANI Sage	CAN
10	WALDERBACH NINA	GER
11	RIHTARSIC Marta	SLO
12	INNERHOFER Leonie	AUT
13	WHEATLEY Kyra	AUS
14	SPOELDERS Noa	BEL
15	NILSSON Lia	SWE
16	MICHAEL Zoe	AUS
17	SHCHERBAKOVSKAYA M	ISR
18	LOZAKOVA Kayla Anna	SVK
19	RAN Hongyun	CHN
20	VALDES Josefina	CHI
21	SAINZ Aurelie	SUI
22	SUFASHOVA Anel	KAZ
23	SU Yue	CHN
24	KRCALOVA Hanka	CZE

Legend:	Blue	DNF	Did Not Finish	DNF	Did Not Start	Green
B	Blue	DNF	Did Not Finish	DNF	Did Not Start	Green
R	Red	Rk	Rank	Y	Yellow	



## Medallists

Médaillé(e)s

Medal	Name	NOC
GOLD	KRISTA Marie	SUI - Switzerland
SILVER	CHOLENSKA Diana	CZE - Czech Republic
BRONZE	BALIUKINA VLADISLAVA	RUS - Russian Federation


LAUSANNE  
2020



YOUTH  
OLYMPIC  
GAMES



# Results Book



## FREESTYLE SKIING

Men's Ski Cross



## Results

### Résultats

Jury			Technical Data	
FIS Race Director	KROGOLL Peter	FIS	Course Name	Chaux Ronde
FIS Technical Delegate	LIGOCKI Lukasz	POL	Start / Finish Altitude	1950m / 1791m
Chief of Competition	WALDSPURGER Dieter	SUI	Vertical Drop / Course Length	159m / 800m
Referee	HARTL Stephanie	SUI	Number of Features	25
Officials				
Start Referee	WALDSPURGER Marc	SUI		
Finish Referee	DELAIT Christophe	AUT		
Course Supervisor	WALDNER Klaus	AUT		
Chief of Course	MOTTET Vivian	SUI		
Course Designer	VAUDROZ Nicolas	SUI		
Course Builder	VAUDROZ Nicolas	SUI		
Course Setter	WALDNER Klaus	AUT		

Number of Competitors: 27, Number of NOCs: 17

Rank	Bib	FIS Code	Name	NOC Code	YB	Group Heat Rank	Group Heat Points	Race Points
<b>BIG FINAL</b>								
1	1	2534801	WAHLBERG Erik	SWE	2002			260.00
2	17	2535012	BAZHIN ARTEM	RUS	2002			208.00
3	10	2534441	GORBACHEV ANDREI	RUS	2002			156.00
4	16	2535197	PLANK Marcus	AUT	2002			130.00
<b>SMALL FINAL</b>								
5	2	2535230	VEIT SEBASTIAN	GER	2002			117.00
6	3	2535226	NILSSON Fredrik	SWE	2002			104.00
7	21	2535034	TISSIERES Robin	SUI	2002			93.60
8	19	2537057	KOLLY Thomas	SUI	2003			83.20
<b>GROUP HEATS</b>								
9	11	2535229	HIMMELSBACH KILIAN	GER	2002	5	16	75.40
10	20	2535225	DANKSAGMUELLER Christoph	AUT	2002	5	16	67.60
11	4	2535791	JOHNS Scott	GBR	2003	6	15	62.40
12	22	2534807	BARNOIN Tom	FRA	2002	6	15	57.20
13	5	2534950	MORROW Jack	CAN	2002	7	14	52.00
14	7	2535877	WYNN Ben	AUS	2003	7	13	46.80
15	27	2537231	ZACHOVAL Richard	CZE	2003	7	13	41.60
16	8	2535886	COBCROFT Jasper	AUS	2002	8	13	39.00
17	6	2533926	PETREK Josef	CZE	2002	9	12	36.40
18	12	2534951	LANG Charlie	CAN	2002	9	12	33.80
19	15	2534947	DERRICK Eli	USA	2002	9	12	31.20
20	24	2537195	VALEK Jakob	SVK	2002	9	12	28.60
21	9	2535665	QIU Xiyang	CHN	2002	11	10	26.00
22	26	2537168	DEBERTOL Jannes	ITA	2002	11	10	23.40
23	13	2535662	HOU Haoyi	CHN	2002	12	9	20.80
24	14	2535407	TRYGG Oscar	NOR	2002	12	9	18.20
25	23	2537074	HOQUE Isbat	HUN	2002	13	8	15.60
26	18	2535507	ALMPANIDIS GEORGIOS	GRE	2002	14	7	13.00
DNS	25	2537038	CHELLER Samuele	ITA	2002	DNS		

Forerunners:			
F1 - Gil MARTIN	SUI	F2 - Alex MARRO	SUI
F4 - Aita SCHMELLENTIN	SUI	F3 - Luca LUBASCH	SUI

Conditions on course:			
Finals: SUNNY	Snow Temperature: -6°C / 21.2°F	Temperature - Start: -6°C / 21.2°F	Temperature - Finish: -6°C / 21.2°F

Legend:	
DNS	Did Not Start
YB	Year of Birth



## Competition Summary

Résumé de la compétition

Number of Competitors: 27, Number of NOCs: 17

Panel 1 - Group Heats																								
Rank	Bib	Name	NOC Code	Heat																				Points
				Group 1				Group 2				Group 3				Group 4				Group 5				
				1	2	3	4	5	6	7	8	9	10	11	12	13	14	15	16	17	18	19	20	
1	16	PLANK Marcus	AUT		4						4			4			4			4			20	
2	17	BAZHIN ARTEM	RUS			4			4					3					3		4		18	
3	1	WAHLBERG Erik	SWE	4					3				4			4				3			18	
4	21	TISSIERES Robin	SUI			3				4			3				3					4	17	
5	20	DANKSAGMUELLER C	AUT			2				4				4			4			2			16	
6	4	JOHNS Scott	GBR	3					3				4			2				3			15	
7	5	MORROW Jack	CAN	2						3				2			3				4		14	
8	8	COBCROFT Jasper	AUS	1							2				3				4			3	13	
9	12	LANG Charlie	CAN		3				2			2						2				3	12	
9	24	VALEK Jakub	SVK			1					3			3			3				DNF		12	
11	9	QIU Xiyang	CHN		2				2				2				2					2	10	
12	13	HOU Haoyi	CHN		1						2					2					2		9	
13	25	CHELLER Samuele	ITA				DNS	DNS						DNS		DNS						DNS	0	

Panel 2 - Group Heats																								
Rank	Bib	Name	NOC Code	Heat																				Points
				Group 6				Group 7				Group 8				Group 9				Group 10				
				1	2	3	4	5	6	7	8	9	10	11	12	13	14	15	16	17	18	19	20	
1	2	VEIT SEBASTIAN	GER	4					4				4			4				4			20	
2	3	NILSSON Fredrik	SWE	3						4				4			4				4		19	
3	10	GORBACHEV ANDREI	RUS		4				3				3				4					4	18	
4	19	KOLLY Thomas	SUI			4				3				4				3			3		17	
5	11	HIMMELSBACH KILIAN	GER		3				2				3					4				4	16	
6	22	BARNOIN Tom	FRA			3				4			2				3						15	
7	7	WYNN Ben	AUS	1							4				3				3				13	
7	27	ZACHOVAL Richard	CZE				4			1				4		3							13	
9	6	PETREK Josef	CZE	2							3			2				2				3	12	
9	15	DERRICK Eli	USA		2							3				2				2			12	
11	26	DEBERTOL Jannes	ITA				3		2					2			1					2	10	
12	14	TRYGG Oscar	NOR		1						2				1	2					3		9	
13	23	HOQUE Isbat	HUN			2					2				1							1	8	
14	18	ALMPANIDIS GEORGIOS	GRE				1		1					1				2			2		7	

### Finals

Bib	Semifinal 1 (21/24)		Rk
10	B	GORBACHEV ANDREI	RUS 1
16	R	PLANK Marcus	AUT 2
3	G	NILSSON Fredrik	SWE 3
21	Y	TISSIERES Robin	SUI 4

Bib	Small Final (23/24)		Rk
2	Y	VEIT SEBASTIAN	GER 1
3	R	NILSSON Fredrik	SWE 2
21	B	TISSIERES Robin	SUI 3
19	G	KOLLY Thomas	SUI DNF

Bib	Semifinal 2 (22/24)		Rk
1	B	WAHLBERG Erik	SWE 1
17	G	BAZHIN ARTEM	RUS 2
19	Y	KOLLY Thomas	SUI 3
2	R	VEIT SEBASTIAN	GER DNF

Bib	Big Final (24/24)		Rk
1	G	WAHLBERG Erik	SWE 1
17	Y	BAZHIN ARTEM	RUS 2
10	R	GORBACHEV ANDREI	RUS 3
16	B	PLANK Marcus	AUT 4

Ranking			
Gold		WAHLBERG Erik	SWE
Silver		BAZHIN ARTEM	RUS
Bronze		GORBACHEV ANDREI	RUS
	4	PLANK Marcus	AUT
	5	VEIT SEBASTIAN	GER
	6	NILSSON Fredrik	SWE
	7	TISSIERES Robin	SUI
	8	KOLLY Thomas	SUI
	9	HIMMELSBACH KILIAN	GER
	10	DANKSAGMUELLER C	AUT
	11	JOHNS Scott	GBR
	12	BARNOIN Tom	FRA
	13	MORROW Jack	CAN
	14	WYNN Ben	AUS
	15	ZACHOVAL Richard	CZE
	16	COBCROFT Jasper	AUS
	17	PETREK Josef	CZE
	18	LANG Charlie	CAN
	19	DERRICK Eli	USA
	20	VALEK Jakub	SVK
	21	QIU Xiyang	CHN
	22	DEBERTOL Jannes	ITA
	23	HOU Haoyi	CHN
	24	TRYGG Oscar	NOR
	25	HOQUE Isbat	HUN
	26	ALMPANIDIS GEORGIOS	GRE
	DNF	CHELLER Samuele	ITA

Legend:							
<b>B</b>	Blue	<b>DNF</b>	Did Not Finish	<b>DNS</b>	Did Not Start	<b>G</b>	Green
<b>R</b>	Red	<b>Rk</b>	Rank	<b>Y</b>	Yellow		



## Medallists


Médaillé(e)s

Medal	Name	NOC
GOLD	WAHLBERG Erik	SWE - Sweden
SILVER	BAZHIN ARTEM	RUS - Russian Federation
BRONZE	GORBACHEV ANDREI	RUS - Russian Federation


LAUSANNE  
2020



YOUTH  
OLYMPIC  
GAMES



# Results Book



## FREESTYLE SKIING

Women's Freeski Halfpipe



**Entry List by Event**

Liste d'inscriptions par épreuve / Einschreibungsliste per Event

As of SUN 19 JAN 2020

**Number of Competitors: 15, Number of NOCs: 8**

NOC	FIS Code	Name	FIS Points	FIS Seeding Rank	Date of Birth
<b>AUS - Australia</b>	2532928	HARRIGAN Abi	95.00	15	6 MAY 2002
	2534500	RENNIE Mia	37.80	31	17 AUG 2003
<i>Total of 2 AUS Competitors</i>					
<b>CAN - Canada</b>	2534664	HACKLER Rylee	75.00	20	28 MAR 2002
	2535849	MOROZUMI Emma	25.20	38	2 DEC 2004
<i>Total of 2 CAN Competitors</i>					
<b>CHN - People's Republic of China</b>	2534563	GU Ailing Eileen	650.00	4	3 SEP 2003
	2533468	LI Fanghui	550.00	5	10 MAR 2003
	2533470	WU Meng	345.00	6	2 OCT 2002
<i>Total of 3 CHN Competitors</i>					
<b>JPN - Japan</b>	2533643	KOGA Yuna	8.99	41	2 APR 2002
	2534830	NAKATA Akane	49.50	26	19 OCT 2002
<i>Total of 2 JPN Competitors</i>					
<b>NZL - New Zealand</b>	2534921	ANDREWS Ruby	153.00	11	29 DEC 2004
<i>Total of 1 NZL Competitor</i>					
<b>RUS - Russian Federation</b>	2534501	TATALINA Daria	85.00	19	27 JAN 2004
<i>Total of 1 RUS Competitor</i>					
<b>SUI - Switzerland</b>	2535415	RAGETH Michelle	115.00	13	28 JUL 2003
<i>Total of 1 SUI Competitor</i>					
<b>USA - United States of America</b>	2535298	FAULHABER Hanna	170.00	9	4 SEP 2004
	2534469	JACOBS Riley	164.00	10	14 AUG 2003
	2535016	RICCOMINI Jenna	42.20	30	12 MAR 2004
<i>Total of 3 USA Competitors</i>					





## Results Summary

Résumé des résultats / Ergebnisszusammenfassung

Jury			Technical Data		
FIS Contest Director	OOSTDIJK Martijn	FIS	Course Name	Leysin Halfpipe	
FIS Technical Delegate	GUNEY Memet	TUR	Halfpipe Length	160m	
Head Judge	COTTET Arnaud	SUI	Width from Wall to Wall	24m	
Chief of Competition	BUKER Alex	SUI	Halfpipe Inclination	19.0°	
			Inner Height of Walls	6.8m	
			Inclination of Vert	83°	
Officials			Judges		
Chief of Course	RAVANEL Benjamin Edouard	FRA	Judge 1	GRATZ Tobias	AUT
Course Builder	RAVANEL Benjamin Edouard	FRA	Judge 2	BULC Urh	SLO
			Judge 3	COTTET Arnaud	SUI

Number of Competitors: 15, Number of NOCs: 8

Rank	Bib	FIS Code	Name	NOC Code	YB	Run	J1	J2	J3	J4	J5	J6	Score	Best Score	Race Points
------	-----	----------	------	----------	----	-----	----	----	----	----	----	----	-------	------------	-------------

### RESULTS FROM FINAL

1	4	2534563	GU Ailing Eileen	CHN	2003	Run 1	90	90	92				90.66	93.00	360.00
						Run 2	92	93	94	93.00					
						Run 3	89	89	92	90.00					
2	5	2533468	LI Fanghui	CHN	2003	Run 1	84	83	85				84.00	85.66	288.00
						Run 2	85	85	87	85.66					
						Run 3	23	22	20	21.66					
3	6	2535298	FAULHABER Hanna	USA	2004	Run 1	65	63	62				63.33	77.33	216.00
						Run 2	79	76	77	77.33					
						Run 3	70	70	74	71.33					
4	2	2533470	WU Meng	CHN	2002	Run 1	78	74	74				75.33	75.33	180.00
						Run 2	8	13	8	9.66					
						Run 3	9	11	10	10.00					
5	1	2534921	ANDREWS Ruby	NZL	2004	Run 1	68	66	64				66.00	66.00	162.00
						Run 2	66	64	63	64.33					
						Run 3				DNS					
6	3	2534469	JACOBS Riley	USA	2003	Run 1	63	58	60				60.33	60.33	144.00
						Run 2	54	50	50	51.33					
						Run 3	40	42	43	41.66					
7	9	2535415	RAGETH Michelle	SUI	2003	Run 1	56	54	55				55.00	59.66	129.60
						Run 2	62	59	58	59.66					
						Run 3	59	56	57	57.33					
8	10	2535849	MOROZUMI Emma	CAN	2004	Run 1	53	50	50				51.00	52.33	115.20
						Run 2	55	51	51	52.33					
						Run 3	46	45	42	44.33					

### RESULTS FROM QUALIFICATION

9	7	2534501	TATALINA Daria	RUS	2004	Run 1	48	48	48				48.00	53.66	104.40
						Run 2	54	55	52	53.66					
10	15	2532928	HARRIGAN Abi	AUS	2002	Run 1	50	50	51				50.33	52.66	93.60
						Run 2	53	53	52	52.66					
11	11	2534830	NAKATA Akane	JPN	2002	Run 1	42	45	43				43.33	47.00	86.40
						Run 2	47	47	47	47.00					
12	13	2535016	RICCOMINI Jenna	USA	2004	Run 1	45	46	45				45.33	46.00	79.20
						Run 2	46	46	46	46.00					
13	8	2534664	HACKLER Rylee	CAN	2002	Run 1	38	39	40				39.00	39.66	72.00
						Run 2	40	40	39	39.66					



**Results Summary**

Résumé des résultats / Ergebnisszusammenfassung

Number of Competitors: 15, Number of NOCs: 8

Rank	Bib	FIS Code	Name	NOC Code	YB	Run	J1	J2	J3	J4	J5	J6	Score	Best Score	Race Points
14	12	2533643	KOGA Yuna	JPN	2002	Run 1	32	33	36				33.66	38.33	64.80
						Run 2	39	38	38				38.33		
	14	2534500	RENNIE Mia	AUS	2003	Run 1							DNS	DNS	
						Run 2							DNS		

Conditions on course:

Final: CLEAR SKY      Snow Temperature: -16°C / 3°F      Air Temperature: -14°C / 6°F

Legend:	θ	Score discarded	DNS	Did Not Start	J	Judge	YB	Year of Birth
---------	---	-----------------	-----	---------------	---	-------	----	---------------



## Medallists

Médaillé(e)s / Medallienträger

Medal	Name	NOC
GOLD	GU Ailing Eileen	CHN - People's Republic of China
SILVER	LI Fanghui	CHN - People's Republic of China
BRONZE	FAULHABER Hanna	USA - United States of America



## Start List

Liste de départ / Startliste

Jury			Technical Data		
FIS Contest Director	OOSTDIJK Martijn	FIS	Course Name	Leysin Halfpipe	
FIS Technical Delegate	GUNEY Memet	TUR	Halfpipe Length	160m	
Head Judge	COTTET Arnaud	SUI	Width from Wall to Wall	24m	
Chief of Competition	BUKER Alex	SUI	Halfpipe Inclination	19.0°	
			Inner Height of Walls	6.8m	
			Inclination of Vert	83°	
Officials			Judges		
Chief of Course	RAVANEL Benjamin Edouard	FRA	Judge 1	GRATZ Tobias	AUT
Course Builder	RAVANEL Benjamin Edouard	FRA	Judge 2	BULC Urh	SLO
			Judge 3	COTTET Arnaud	SUI

Number of Competitors: 8, Number of NOCs: 5

Start Order	Bib	FIS Code	Name	NOC Code	YB	Run	J1	J2	J3	J4	J5	J6	Score	Best	Race Points
1	10	2535849	MOROZUMI Emma	CAN	2004	Run 1 Run 2 Run 3									
2	1	2534921	ANDREWS Ruby	NZL	2004	Run 1 Run 2 Run 3									
3	9	2535415	RAGETH Michelle	SUI	2003	Run 1 Run 2 Run 3									
4	3	2534469	JACOBS Riley	USA	2003	Run 1 Run 2 Run 3									
5	2	2533470	WU Meng	CHN	2002	Run 1 Run 2 Run 3									
6	6	2535298	FAULHABER Hanna	USA	2004	Run 1 Run 2 Run 3									
7	5	2533468	LI Fanghui	CHN	2003	Run 1 Run 2 Run 3									
8	4	2534563	GU Ailing Eileen	CHN	2003	Run 1 Run 2 Run 3									

Progression system: Competitors start in reverse order of their qualification results.

Legend:			
J	Judge	YB	Year of Birth



**Results**

Résultats / Ergebnisse

Jury			Technical Data		
<b>FIS Contest Director</b>	OOSTDIJK Martijn	FIS	<b>Course Name</b>	Leysin Halfpipe	
<b>FIS Technical Delegate</b>	GUNEY Memet	TUR	<b>Halfpipe Length</b>	160m	
<b>Head Judge</b>	COTTET Arnaud	SUI	<b>Width from Wall to Wall</b>	24m	
<b>Chief of Competition</b>	BUKER Alex	SUI	<b>Halfpipe Inclination</b>	19.0°	
			<b>Inner Height of Walls</b>	6.8m	
			<b>Inclination of Vert</b>	83°	
Officials			Judges		
<b>Chief of Course</b>	RAVANEL Benjamin Edouard	FRA	<b>Judge 1</b>	GRATZ Tobias	AUT
<b>Course Builder</b>	RAVANEL Benjamin Edouard	FRA	<b>Judge 2</b>	BULC Urh	SLO
			<b>Judge 3</b>	COTTET Arnaud	SUI

**Number of Competitors: 8, Number of NOCs: 5**

Rank	Bib	FIS Code	Name	NOC Code	YB	Run	J1	J2	J3	J4	J5	J6	Score	Best Score	Race Points
1	4	2534563	GU Ailing Eileen	CHN	2003	Run 1	90	90	92				90.66	<b>93.00</b>	
						Run 2	92	93	94				<b>93.00</b>		
						Run 3	89	89	92				90.00		
2	5	2533468	LI Fanghui	CHN	2003	Run 1	84	83	85				84.00	<b>85.66</b>	
						Run 2	85	85	87				<b>85.66</b>		
						Run 3	23	22	20				21.66		
3	6	2535298	FAULHABER Hanna	USA	2004	Run 1	65	63	62				63.33	<b>77.33</b>	
						Run 2	79	76	77				<b>77.33</b>		
						Run 3	70	70	74				71.33		
4	2	2533470	WU Meng	CHN	2002	Run 1	78	74	74				75.33	<b>75.33</b>	
						Run 2	8	13	8				9.66		
						Run 3	9	11	10				10.00		
5	1	2534921	ANDREWS Ruby	NZL	2004	Run 1	68	66	64				66.00	<b>66.00</b>	
						Run 2	66	64	63				64.33		
						Run 3							DNS		
6	3	2534469	JACOBS Riley	USA	2003	Run 1	63	58	60				60.33	<b>60.33</b>	
						Run 2	54	50	50				51.33		
						Run 3	40	42	43				41.66		
7	9	2535415	RAGETH Michelle	SUI	2003	Run 1	56	54	55				55.00	<b>59.66</b>	
						Run 2	62	59	58				<b>59.66</b>		
						Run 3	59	56	57				57.33		
8	10	2535849	MOROZUMI Emma	CAN	2004	Run 1	53	50	50				51.00	<b>52.33</b>	
						Run 2	55	51	51				<b>52.33</b>		
						Run 3	46	45	42				44.33		

**Conditions on course:**

**Final:** CLEAR SKY      **Snow Temperature:** -16°C / 3°F      **Air Temperature:** -14°C / 6°F

**Progression system:** Competitors start in reverse order of their qualification results.

Legend:					
Ø	Score discarded	J	Judge	YB	Year of Birth



## Start List

Liste de départ / Startliste

Jury			Technical Data		
<b>FIS Contest Director</b>	OOSTDIJK Martijn	FIS	<b>Course Name</b>	Leysin Halfpipe	
<b>FIS Technical Delegate</b>	GUNEY Memet	TUR	<b>Halfpipe Length</b>	160m	
<b>Head Judge</b>	COTTET Arnaud	SUI	<b>Width from Wall to Wall</b>	24m	
<b>Chief of Competition</b>	BUKER Alex	SUI	<b>Halfpipe Inclination</b>	19.0°	
			<b>Inner Height of Walls</b>	6.8m	
			<b>Inclination of Vert</b>	83°	
Officials			Judges		
<b>Chief of Course</b>	RAVANEL Benjamin Edouard	FRA	<b>Judge 1</b>	GRATZ Tobias	AUT
<b>Course Builder</b>	RAVANEL Benjamin Edouard	FRA	<b>Judge 2</b>	BULC Urh	SLO
			<b>Judge 3</b>	COTTET Arnaud	SUI

Number of Competitors: 15, Number of NOCs: 8

Start Order	Bib	FIS Code	Name	NOC Code	YB	Run	J1	J2	J3	J4	J5	J6	Score	Best	Race Points
1	1	2534921	ANDREWS Ruby	NZL	2004	Run 1 Run 2									
2	2	2533470	WU Meng	CHN	2002	Run 1 Run 2									
3	3	2534469	JACOBS Riley	USA	2003	Run 1 Run 2									
4	4	2534563	GU Ailing Eileen	CHN	2003	Run 1 Run 2									
5	5	2533468	LI Fanghui	CHN	2003	Run 1 Run 2									
6	6	2535298	FAULHABER Hanna	USA	2004	Run 1 Run 2									
7	7	2534501	TATALINA Daria	RUS	2004	Run 1 Run 2									
8	8	2534664	HACKLER Rylee	CAN	2002	Run 1 Run 2									
9	9	2535415	RAGETH Michelle	SUI	2003	Run 1 Run 2									
10	10	2535849	MOROZUMI Emma	CAN	2004	Run 1 Run 2									
11	11	2534830	NAKATA Akane	JPN	2002	Run 1 Run 2									
12	12	2533643	KOGA Yuna	JPN	2002	Run 1 Run 2									
13	13	2535016	RICCOMINI Jenna	USA	2004	Run 1 Run 2									
14	14	2534500	RENNIE Mia	AUS	2003	Run 1 Run 2									
15	15	2532928	HARRIGAN Abi	AUS	2002	Run 1 Run 2									

Progression system: The top 8 competitors (based on best run) advance to the Final.

Legend:			
J	Judge	YB	Year of Birth



## Results

Résultats / Ergebnisse

Jury			Technical Data		
FIS Contest Director	OOSTDIJK Martijn	FIS	Course Name	Leysin Halfpipe	
FIS Technical Delegate	GUNEY Memet	TUR	Halfpipe Length	160m	
Head Judge	COTTET Arnaud	SUI	Width from Wall to Wall	24m	
Chief of Competition	BUKER Alex	SUI	Halfpipe Inclination	19.0°	
			Inner Height of Walls	6.8m	
			Inclination of Vert	83°	
Officials			Judges		
Chief of Course	RAVANEL Benjamin Edouard	FRA	Judge 1	GRATZ Tobias	AUT
Course Builder	RAVANEL Benjamin Edouard	FRA	Judge 2	BULC Urh	SLO
			Judge 3	COTTET Arnaud	SUI

Number of Competitors: 15, Number of NOCs: 8

Rank	Bib	FIS Code	Name	NOC Code	YB	Run	J1	J2	J3	J4	J5	J6	Score	Best Score	Race Points
------	-----	----------	------	----------	----	-----	----	----	----	----	----	----	-------	------------	-------------

### QUALIFIED TO FINAL

1	4	2534563	GU Ailing Eileen	CHN	2003	Run 1	86	88	85				86.33	<b>90.00</b>	
						Run 2	91	90	89				<b>90.00</b>		
2	5	2533468	LI Fanghui	CHN	2003	Run 1	82	85	82				83.00	<b>84.66</b>	
						Run 2	84	86	84				<b>84.66</b>		
3	6	2535298	FAULHABER Hanna	USA	2004	Run 1	78	79	79				78.66	<b>80.33</b>	
						Run 2	82	80	79				<b>80.33</b>		
4	2	2533470	WU Meng	CHN	2002	Run 1	76	75	75				75.33	<b>76.66</b>	
						Run 2	78	76	76				<b>76.66</b>		
5	3	2534469	JACOBS Riley	USA	2003	Run 1	69	69	69				69.00	<b>69.00</b>	
						Run 2	68	67	67				67.33		
6	9	2535415	RAGETH Michelle	SUI	2003	Run 1	63	65	64				64.00	<b>64.00</b>	
						Run 2	32	30	34				32.00		
7	1	2534921	ANDREWS Ruby	NZL	2004	Run 1	62	63	60				61.66	<b>61.66</b>	
						Run 2							DNS		
8	10	2535849	MOROZUMI Emma	CAN	2004	Run 1	55	57	55				55.66	<b>55.66</b>	
						Run 2	16	20	20				18.66		

### NOT QUALIFIED

9	7	2534501	TATALINA Daria	RUS	2004	Run 1	48	48	48				48.00	<b>53.66</b>	
						Run 2	54	55	52				<b>53.66</b>		
10	15	2532928	HARRIGAN Abi	AUS	2002	Run 1	50	50	51				50.33	<b>52.66</b>	
						Run 2	53	53	52				<b>52.66</b>		
11	11	2534830	NAKATA Akane	JPN	2002	Run 1	42	45	43				43.33	<b>47.00</b>	
						Run 2	47	47	47				<b>47.00</b>		
12	13	2535016	RICCOMINI Jenna	USA	2004	Run 1	45	46	45				45.33	<b>46.00</b>	
						Run 2	46	46	46				<b>46.00</b>		
13	8	2534664	HACKLER Rylee	CAN	2002	Run 1	38	39	40				39.00	<b>39.66</b>	
						Run 2	40	40	39				<b>39.66</b>		
14	12	2533643	KOGA Yuna	JPN	2002	Run 1	32	33	36				33.66	<b>38.33</b>	
						Run 2	39	38	38				<b>38.33</b>		
	14	2534500	RENNIE Mia	AUS	2003	Run 1							DNS	<b>DNS</b>	
						Run 2							DNS		

### Conditions on course:

Qualification: CLEAR SKY      Snow Temperature: -16°C / 3°F      Air Temperature: -14°C / 6°F

Progression system: The top 8 competitors (based on best run) advance to the Final.



## Results

Résultats / Ergebnisse

Number of Competitors: 15, Number of NOCs: 8

Rank	Bib	FIS Code	Name	NOC Code	YB	Run	J1	J2	J3	J4	J5	J6	Score	Best Score	Race Points
------	-----	----------	------	----------	----	-----	----	----	----	----	----	----	-------	------------	-------------


Legend:							
∅	Score discarded	DNS	Did Not Start	J	Judge	YB	Year of Birth



LAUSANNE  
2020



YOUTH  
OLYMPIC  
GAMES



# Results Book



## FREESTYLE SKIING

Men's Freeski Halfpipe



**Entry List by Event**

Liste d'inscriptions par épreuve / Einschreibungsliste per Event

As of MON 20 JAN 2020

**Number of Competitors: 15, Number of NOCs: 7**

NOC	FIS Code	Name	FIS Points	FIS Seeding Rank	Date of Birth
<b>CAN - Canada</b>	2534976	KAHNERT Steven	38.50	28	10 FEB 2003
	2534409	LONGINO Andrew	150.00	4	18 JUL 2002
<i>Total of 2 CAN Competitors</i>					
<b>CHN - People's Republic of China</b>	2534258	LI Songsheng	140.00	5	6 MAR 2002
	2533475	SUN Jingbo	125.00	7	10 NOV 2003
<i>Total of 2 CHN Competitors</i>					
<b>KOR - Republic of Korea</b>	2533920	HER Seong Uk	45.50	22	26 JUL 2003
	2534206	HONG Jaewon	31.50	35	21 JUN 2002
<i>Total of 2 KOR Competitors</i>					
<b>NZL - New Zealand</b>	2534919	HARRINGTON Luca	118.50	8	19 FEB 2004
	2534920	McDONALD Max	45.90	21	8 FEB 2004
<i>Total of 2 NZL Competitors</i>					
<b>RUS - Russian Federation</b>	2533707	FROLOV Leonid	73.50	14	23 JUL 2002
	2533749	MURALEV Fedor	139.80	6	25 JUN 2003
<i>Total of 2 RUS Competitors</i>					
<b>SUI - Switzerland</b>	2533950	BOLINGER Nicola	56.16	17	20 APR 2002
	2532999	CIOMPI Fantin	103.20	10	9 JUL 2002
<i>Total of 2 SUI Competitors</i>					
<b>USA - United States of America</b>	2533588	CAREY Hunter	225.00	2	12 JUN 2002
	2533602	HENDERSON Hunter	49.92	18	28 DEC 2002
	2534163	LADD Connor	252.00	1	26 SEP 2003
<i>Total of 3 USA Competitors</i>					



TUE 21 JAN 2020

Start Time 12:10

## Results Summary

Résumé des résultats / Ergebnisszusammenfassung

Jury			Technical Data		
FIS Contest Director	OOSTDIJK Martijn	FIS	Course Name	Leysin Halfpipe	
FIS Technical Delegate	GUNEY Memet	TUR	Halfpipe Length	160m	
Head Judge	FRISELL Adam	SWE	Width from Wall to Wall	24m	
Chief of Competition	BUKER Alex	SUI	Halfpipe Inclination	19.0°	
			Inner Height of Walls	6.8m	
			Inclination of Vert	83°	
Officials			Judges		
Chief of Course	RAVANEL Benjamin Edouard	FRA	Judge 1	GRATZ Tobias	AUT
Course Builder	RAVANEL Benjamin Edouard	FRA	Judge 2	BULC Urh	SLO
			Judge 3	COTTET Arnaud	SUI

Number of Competitors: 15, Number of NOCs: 7

Rank	Bib	FIS Code	Name	NOC Code	YB	Run	J1	J2	J3	J4	J5	J6	Score	Best Score	Race Points
------	-----	----------	------	----------	----	-----	----	----	----	----	----	----	-------	------------	-------------

### RESULTS FROM FINAL

1	1	2534409	LONGINO Andrew	CAN	2002	Run 1	87	88	88				87.66	94.00	180.00
						Run 2	90	90	92				90.66		
						Run 3	95	93	94				94.00		
2	2	2533588	CAREY Hunter	USA	2002	Run 1	84	84	84				84.00	86.00	144.00
						Run 2	88	84	86				86.00		
						Run 3	32	30	30				30.66		
3	9	2534919	HARRINGTON Luca	NZL	2004	Run 1	80	81	80				80.33	80.66	108.00
						Run 2	82	78	79				79.66		
						Run 3	78	81	83				80.66		
4	15	2534920	McDONALD Max	NZL	2004	Run 1	76	77	75				76.00	76.00	90.00
						Run 2	42	55	48				48.33		
						Run 3	55	56	57				56.00		
5	4	2534163	LADD Connor	USA	2003	Run 1	32	32	35				33.00	73.33	81.00
						Run 2	74	74	72				73.33		
						Run 3	52	52	56				53.33		
6	5	2533475	SUN Jingbo	CHN	2003	Run 1	66	70	73				69.66	69.66	72.00
						Run 2	50	58	56				54.66		
						Run 3	64	68	68				66.66		
7	6	2533749	MURALEV Fedor	RUS	2003	Run 1	42	42	40				41.33	67.33	64.80
						Run 2	62	62	62				62.00		
						Run 3	67	68	67				67.33		
8	8	2534976	KAHNERT Steven	CAN	2003	Run 1	21	23	28				24.00	65.66	57.60
						Run 2	64	67	66				65.66		
						Run 3	27	20	27				24.66		
9	3	2534258	LI Songsheng	CHN	2002	Run 1	60	63	70				64.33	64.33	52.20
						Run 2	43	39	35				39.00		
						Run 3	34	39	34				35.66		
10	7	2533707	FROLOV Leonid	RUS	2002	Run 1	57	55	55				55.66	55.66	46.80
						Run 2	30	30	30				30.00		
						Run 3	53	50	50				51.00		

### RESULTS FROM QUALIFICATION

11	11	2533950	BOLINGER Nicola	SUI	2002	Run 1	33	42	35				36.66	50.33	43.20
						Run 2	52	49	50				50.33		
12	12	2534206	HONG Jaewon	KOR	2002	Run 1	38	39	40				39.00	39.00	39.60
						Run 2	35	39	38				37.33		



## Results Summary

Résumé des résultats / Ergebnisszusammenfassung

Number of Competitors: 15, Number of NOCs: 7

Rank	Bib	FIS Code	Name	NOC Code	YB	Run	J1	J2	J3	J4	J5	J6	Score	Best Score	Race Points
13	13	2533920	HER Seong Uk	KOR	2003	Run 1	31	35	33				33.00	33.00	36.00
						Run 2	18	20	20				19.33		
	10	2533602	HENDERSON Hunter	USA	2002	Run 1							DNS	DNS	
						Run 2							DNS		
	14	2532999	CIOMPI Fantin	SUI	2002	Run 1							DNS	DNS	
						Run 2							DNS		

Conditions on course:

Final: PARTLY CLOUDY Snow Temperature: -10°C / 13°F Air Temperature: -6°C / 22°F

Legend:

θ Score discarded      DNS Did Not Start      J Judge      YB Year of Birth



## Medallists

Médaillé(e)s / Medallienträger

Medal	Name	NOC
GOLD	LONGINO Andrew	CAN - Canada
SILVER	CAREY Hunter	USA - United States of America
BRONZE	HARRINGTON Luca	NZL - New Zealand



**Start List**

Liste de départ / Startliste

Jury			Technical Data		
<b>FIS Contest Director</b>	OOSTDIJK Martijn	FIS	<b>Course Name</b>	Leysin Halfpipe	
<b>FIS Technical Delegate</b>	GUNEY Memet	TUR	<b>Halfpipe Length</b>	160m	
<b>Head Judge</b>	FRISELL Adam	SWE	<b>Width from Wall to Wall</b>	24m	
<b>Chief of Competition</b>	BUKER Alex	SUI	<b>Halfpipe Inclination</b>	19.0°	
			<b>Inner Height of Walls</b>	6.8m	
			<b>Inclination of Vert</b>	83°	
Officials			Judges		
<b>Chief of Course</b>	RAVANEL Benjamin Edouard	FRA	<b>Judge 1</b>	GRATZ Tobias	AUT
<b>Course Builder</b>	RAVANEL Benjamin Edouard	FRA	<b>Judge 2</b>	BULC Urh	SLO
			<b>Judge 3</b>	COTTET Arnaud	SUI

**Number of Competitors: 10, Number of NOCs: 5**

Start Order	Bib	FIS Code	Name	NOC Code	YB	Run	J1	J2	J3	J4	J5	J6	Score	Best Score	Race Points
1	7	2533707	<b>FROLOV Leonid</b>	RUS	2002	Run 1 Run 2 Run 3									
2	4	2534163	<b>LADD Connor</b>	USA	2003	Run 1 Run 2 Run 3									
3	8	2534976	<b>KAHNERT Steven</b>	CAN	2003	Run 1 Run 2 Run 3									
4	15	2534920	<b>McDONALD Max</b>	NZL	2004	Run 1 Run 2 Run 3									
5	3	2534258	<b>LI Songsheng</b>	CHN	2002	Run 1 Run 2 Run 3									
6	5	2533475	<b>SUN Jingbo</b>	CHN	2003	Run 1 Run 2 Run 3									
7	6	2533749	<b>MURALEV Fedor</b>	RUS	2003	Run 1 Run 2 Run 3									
8	1	2534409	<b>LONGINO Andrew</b>	CAN	2002	Run 1 Run 2 Run 3									
9	2	2533588	<b>CAREY Hunter</b>	USA	2002	Run 1 Run 2 Run 3									
10	9	2534919	<b>HARRINGTON Luca</b>	NZL	2004	Run 1 Run 2 Run 3									

**Progression system:** Competitors start in reverse order of their qualification results.

Legend:			
J	Judge	YB	Year of Birth



**Results**  
Résultats / Ergebnisse

Jury			Technical Data		
FIS Contest Director	OOSTDIJK Martijn	FIS	Course Name	Leysin Halfpipe	
FIS Technical Delegate	GUNEY Memet	TUR	Halfpipe Length	160m	
Head Judge	FRISELL Adam	SWE	Width from Wall to Wall	24m	
Chief of Competition	BUKER Alex	SUI	Halfpipe Inclination	19.0°	
			Inner Height of Walls	6.8m	
			Inclination of Vert	83°	
Officials			Judges		
Chief of Course	RAVANEL Benjamin Edouard	FRA	Judge 1	GRATZ Tobias	AUT
Course Builder	RAVANEL Benjamin Edouard	FRA	Judge 2	BULC Urh	SLO
			Judge 3	COTTET Arnaud	SUI

Number of Competitors: 10, Number of NOCs: 5

Rank	Bib	FIS Code	Name	NOC Code	YB	Run	J1	J2	J3	J4	J5	J6	Score	Best Score	Race Points
1	1	2534409	LONGINO Andrew	CAN	2002	Run 1	87	88	88				87.66	94.00	
						Run 2	90	90	92				90.66		
						Run 3	95	93	94				94.00		
2	2	2533588	CAREY Hunter	USA	2002	Run 1	84	84	84				84.00	86.00	
						Run 2	88	84	86				86.00		
						Run 3	32	30	30				30.66		
3	9	2534919	HARRINGTON Luca	NZL	2004	Run 1	80	81	80				80.33	80.66	
						Run 2	82	78	79				79.66		
						Run 3	78	81	83				80.66		
4	15	2534920	McDONALD Max	NZL	2004	Run 1	76	77	75				76.00	76.00	
						Run 2	42	55	48				48.33		
						Run 3	55	56	57				56.00		
5	4	2534163	LADD Connor	USA	2003	Run 1	32	32	35				33.00	73.33	
						Run 2	74	74	72				73.33		
						Run 3	52	52	56				53.33		
6	5	2533475	SUN Jingbo	CHN	2003	Run 1	66	70	73				69.66	69.66	
						Run 2	50	58	56				54.66		
						Run 3	64	68	68				66.66		
7	6	2533749	MURALEV Fedor	RUS	2003	Run 1	42	42	40				41.33	67.33	
						Run 2	62	62	62				62.00		
						Run 3	67	68	67				67.33		
8	8	2534976	KAHNERT Steven	CAN	2003	Run 1	21	23	28				24.00	65.66	
						Run 2	64	67	66				65.66		
						Run 3	27	20	27				24.66		
9	3	2534258	LI Songsheng	CHN	2002	Run 1	60	63	70				64.33	64.33	
						Run 2	43	39	35				39.00		
						Run 3	34	39	34				35.66		
10	7	2533707	FROLOV Leonid	RUS	2002	Run 1	57	55	55				55.66	55.66	
						Run 2	30	30	30				30.00		
						Run 3	53	50	50				51.00		

Conditions on course:

Final: PARTLY CLOUDY Snow Temperature: -10°C / 13°F Air Temperature: -6°C / 22°F

Progression system: Competitors start in reverse order of their qualification results.

Legend:	Score discarded	J	Judge	YB	Year of Birth
∅					



## Start List

Liste de départ / Startliste

Jury			Technical Data		
<b>FIS Contest Director</b>	OOSTDIJK Martijn	FIS	<b>Course Name</b>	Leysin Halfpipe	
<b>FIS Technical Delegate</b>	GUNEY Memet	TUR	<b>Halfpipe Length</b>	160m	
<b>Head Judge</b>	FRISELL Adam	SWE	<b>Width from Wall to Wall</b>	24m	
<b>Chief of Competition</b>	BUKER Alex	SUI	<b>Halfpipe Inclination</b>	19.0°	
			<b>Inner Height of Walls</b>	6.8m	
			<b>Inclination of Vert</b>	83°	
Officials			Judges		
<b>Chief of Course</b>	RAVANEL Benjamin Edouard	FRA	<b>Judge 1</b>	GRATZ Tobias	AUT
<b>Course Builder</b>	RAVANEL Benjamin Edouard	FRA	<b>Judge 2</b>	BULC Urh	SLO
			<b>Judge 3</b>	COTTET Arnaud	SUI

Number of Competitors: 15, Number of NOCs: 7

Start Order	Bib	FIS Code	Name	NOC Code	YB	Run	J1	J2	J3	J4	J5	J6	Score	Best Score	Race Points
1	1	2534409	LONGINO Andrew	CAN	2002	Run 1 Run 2									
2	2	2533588	CAREY Hunter	USA	2002	Run 1 Run 2									
3	3	2534258	LI Songsheng	CHN	2002	Run 1 Run 2									
4	4	2534163	LADD Connor	USA	2003	Run 1 Run 2									
5	5	2533475	SUN Jingbo	CHN	2003	Run 1 Run 2									
6	6	2533749	MURALEV Fedor	RUS	2003	Run 1 Run 2									
7	7	2533707	FROLOV Leonid	RUS	2002	Run 1 Run 2									
8	8	2534976	KAHNERT Steven	CAN	2003	Run 1 Run 2									
9	9	2534919	HARRINGTON Luca	NZL	2004	Run 1 Run 2									
10	10	2533602	HENDERSON Hunter	USA	2002	Run 1 Run 2									
11	11	2533950	BOLINGER Nicola	SUI	2002	Run 1 Run 2									
12	12	2534206	HONG Jaewon	KOR	2002	Run 1 Run 2									
13	13	2533920	HER Seong Uk	KOR	2003	Run 1 Run 2									
14	14	2532999	CIOMPI Fantin	SUI	2002	Run 1 Run 2									
15	15	2534920	McDONALD Max	NZL	2004	Run 1 Run 2									

Progression system: The top 10 competitors (based on best run) advance to the Final.

Legend:			
J	Judge	YB	Year of Birth





**Results**  
Résultats / Ergebnisse

Jury			Technical Data		
<b>FIS Contest Director</b>	OOSTDIJK Martijn	FIS	<b>Course Name</b>	Leysin Halfpipe	
<b>FIS Technical Delegate</b>	GUNEY Memet	TUR	<b>Halfpipe Length</b>	160m	
<b>Head Judge</b>	FRISELL Adam	SWE	<b>Width from Wall to Wall</b>	24m	
<b>Chief of Competition</b>	BUKER Alex	SUI	<b>Halfpipe Inclination</b>	19.0°	
			<b>Inner Height of Walls</b>	6.8m	
			<b>Inclination of Vert</b>	83°	
Officials			Judges		
<b>Chief of Course</b>	RAVANEL Benjamin Edouard	FRA	<b>Judge 1</b>	GRATZ Tobias	AUT
<b>Course Builder</b>	RAVANEL Benjamin Edouard	FRA	<b>Judge 2</b>	BULC Urh	SLO
			<b>Judge 3</b>	COTTET Arnaud	SUI

Number of Competitors: 15, Number of NOCs: 7

Rank	Bib	FIS Code	Name	NOC Code	YB	Run	J1	J2	J3	J4	J5	J6	Score	Best Score	Race Points
<b>QUALIFIED TO FINAL</b>															
1	9	2534919	HARRINGTON Luca	NZL	2004	Run 1	77	80	76				77.66	<b>86.00</b>	
						Run 2	85	88	85				<b>86.00</b>		
2	2	2533588	CAREY Hunter	USA	2002	Run 1	83	82	80				<b>81.66</b>	<b>81.66</b>	
						Run 2	74	74	73				73.66		
3	1	2534409	LONGINO Andrew	CAN	2002	Run 1	73	73	70				72.00	<b>76.00</b>	
						Run 2	75	78	75				<b>76.00</b>		
4	6	2533749	MURALEV Fedor	RUS	2003	Run 1	71	71	68				<b>70.00</b>	<b>70.00</b>	
						Run 2	66	60	59				61.66		
5	5	2533475	SUN Jingbo	CHN	2003	Run 1	69	66	65				66.66	<b>68.66</b>	
						Run 2	68	69	69				<b>68.66</b>		
6	3	2534258	LI Songsheng	CHN	2002	Run 1	62	63	60				<b>61.66</b>	<b>61.66</b>	
						Run 2	50	55	57				54.00		
7	15	2534920	McDONALD Max	NZL	2004	Run 1	59	60	54				<b>57.66</b>	<b>57.66</b>	
						Run 2	31	38	39				36.00		
8	8	2534976	KAHNERT Steven	CAN	2003	Run 1	55	58	55				<b>56.00</b>	<b>56.00</b>	
						Run 2	53	57	56				55.33		
9	4	2534163	LADD Connor	USA	2003	Run 1	3	7	5				5.00	<b>54.66</b>	
						Run 2	56	55	53				<b>54.66</b>		
10	7	2533707	FROLOV Leonid	RUS	2002	Run 1	57	53	50				<b>53.33</b>	<b>53.33</b>	
						Run 2	55	52	52				53.00		
<b>NOT QUALIFIED</b>															
11	11	2533950	BOLINGER Nicola	SUI	2002	Run 1	33	42	35				36.66	<b>50.33</b>	
						Run 2	52	49	50				<b>50.33</b>		
12	12	2534206	HONG Jaewon	KOR	2002	Run 1	38	39	40				<b>39.00</b>	<b>39.00</b>	
						Run 2	35	39	38				37.33		
13	13	2533920	HER Seong Uk	KOR	2003	Run 1	31	35	33				<b>33.00</b>	<b>33.00</b>	
						Run 2	18	20	20				19.33		
	10	2533602	HENDERSON Hunter	USA	2002	Run 1							DNS	<b>DNS</b>	
						Run 2							DNS		
	14	2532999	CIOMPI Fantin	SUI	2002	Run 1							DNS	<b>DNS</b>	
						Run 2							DNS		

**Conditions on course:**

**Qualification:** PARTLY CLOUDY    **Snow Temperature:** -10°C / 13°F    **Air Temperature:** -6°C / 22°F

**Progression system:** The top 10 competitors (based on best run) advance to the Final.



## Results

Résultats / Ergebnisse

Number of Competitors: 15, Number of NOCs: 7

Rank	Bib	FIS Code	Name	NOC Code	YB	Run	J1	J2	J3	J4	J5	J6	Score	Best Score	Race Points
------	-----	----------	------	----------	----	-----	----	----	----	----	----	----	-------	------------	-------------

Legend:							
∅	Score discarded	DNS	Did Not Start	J	Judge	YB	Year of Birth


LAUSANNE  
2020



YOUTH  
OLYMPIC  
GAMES



# Results Book



## FREESTYLE SKIING

Women's Freeski Slopestyle



**Entry List by Event**

Liste d'inscriptions par épreuve / Einschreibungsliste per Event

As of FRI 17 JAN 2020

**Number of Competitors: 21, Number of NOCs: 13**

NOC	FIS Code	Name	FIS Points	FIS Seeding Rank	Date of Brith
<b>AUS - Australia</b>	2532928	HARRIGAN Abi	114.00	10	6 MAY 2002
	2534500	RENNIE Mia	62.00	21	17 AUG 2003
<i>Total of 2 AUS Competitors</i>					
<b>CAN - Canada</b>	2534245	CLARKE Skye	155.25	7	17 OCT 2002
	2534664	HACKLER Rylee	96.40	12	28 MAR 2002
<i>Total of 2 CAN Competitors</i>					
<b>CHI - Chile</b>	2534343	LANGER Antonia	24.30	41	20 FEB 2003
<i>Total of 1 CHI Competitor</i>					
<b>CHN - People's Republic of China</b>	2534563	GU Ailing Eileen	900.00	1	3 SEP 2003
	2535355	YANG Shuorui	86.40	16	8 JAN 2004
<i>Total of 2 CHN Competitors</i>					
<b>EST - Estonia</b>	2533617	SILDARU Kelly	700.00	3	17 FEB 2002
<i>Total of 1 EST Competitor</i>					
<b>FRA - France</b>	2535456	MERMILLOD BLONDIN Ivana	87.00	15	25 JUN 2004
	2535442	MICHAUD Jade	122.00	8	29 OCT 2004
<i>Total of 2 FRA Competitors</i>					
<b>GBR - Great Britain</b>	2534885	MUIR Kirsty	250.00	4	5 MAY 2004
<i>Total of 1 GBR Competitor</i>					
<b>JPN - Japan</b>	2533643	KOGA Yuna	36.00	32	2 APR 2002
<i>Total of 1 JPN Competitor</i>					
<b>NZL - New Zealand</b>	2534921	ANDREWS Ruby	184.00	6	29 DEC 2004
<i>Total of 1 NZL Competitor</i>					
<b>RUS - Russian Federation</b>	2535318	BREZGINA Alina	43.00	30	28 MAR 2004
	2534304	CHIVINA Anna	69.75	20	6 MAY 2004
<i>Total of 2 RUS Competitors</i>					
<b>SUI - Switzerland</b>	2537064	ANDRASKA Anouk	30.00	40	24 JAN 2004
	2537117	SJOESTEDT Elsa	18.00	43	3 OCT 2003
<i>Total of 2 SUI Competitors</i>					
<b>SWE - Sweden</b>	2531841	BURMANSSON Jennie-Lee	810.00	2	12 JUL 2002
	2533970	JOHANSSON Wilma	120.00	9	18 MAY 2002
<i>Total of 2 SWE Competitors</i>					



## Entry List by Event

Liste d'inscriptions par épreuve / Einschreibungsliste per Event

As of FRI 17 JAN 2020

Number of Competitors: 21, Number of NOCs: 13

NOC	FIS Code	Name	FIS Points	FIS Seeding Rank	Date of Brith
USA - United States of America	2534629	OSINSKI Montana	92.00	14	1 APR 2003
	2535016	RICCOMINI Jenna	72.00	19	12 MAR 2004

Total of 2 USA Competitors



## Results Summary

Résumé des résultats / Ergebnisszusammenfassung

Jury			Technical Data		
FIS Contest Director	OOSTDIJK Martijn	FIS	Course Name	Slopestyle Leysin Park & Pipe	
FIS Technical Delegate	GUNEY Memet	TUR	Start / Finish Altitude	2033m / 1905m	
Head Judge	FRISELL Adam	SWE	Vertical Drop / Course Length	128m / 560m	
Start Referee	CAVIN Jerome	SUI	Number of Jump Features	2	
Finish Referee	HERTIG Cedric	SUI	Number of Jibbing Features	4	
Chief of Competition	PERRET Pascal	SUI	Judges		
Officials			Judge 1	WOERLE Vinzenz	GER
Chief of Course	MARGUET Gregoire	SUI	Judge 2	SOUMET Mathieu	FRA
Course Designer	RAVANEL Benjamin Edouard	FRA	Judge 3	BULC Urh	SLO
Course Builder	RAVANEL Benjamin Edouard	FRA	Judge 4	GRATZ Tobias	AUT
			Judge 5	LOMSDALEN Lars	NOR
			Judge 6	COTTET Arnaud	SUI

Number of Competitors: 21, Number of NOCs: 13

Rank	Bib	FIS Code	Name	NOC Code	YB	Run	J1	J2	J3	J4	J5	J6	Score	Best Score	Race Points
------	-----	----------	------	----------	----	-----	----	----	----	----	----	----	-------	------------	-------------

### RESULTS FROM FINAL

1	3	2533617	SILDARU Kelly	EST	2002	Run 1	91	92	94	91	92	93	91.50	93.75	260.00
						Run 2	95	95	93	92	92	97	93.75		
						Run 3	72	76	73	71	70	70	71.50		
2	6	2534563	GU Ailing Eileen	CHN	2003	Run 1	87	88	87	87	87	87	87.00	93.25	208.00
						Run 2	28	20	25	28	25	28	26.50		
						Run 3	94	93	92	94	92	95	93.25		
3	1	2531841	BURMANSSON Jennie-Lee	SWE	2002	Run 1	88	89	88	88	89	89	88.50	90.00	156.00
						Run 2	90	94	90	90	90	90	90.00		
						Run 3	73	74	79	75	74	80	75.50		
4	2	2534885	MUIR Kirsty	GBR	2004	Run 1	86	87	86	86	86	87	86.25	86.25	130.00
						Run 2	71	68	73	71	68	70	70.00		
						Run 3	87	87	86	84	85	86	86.00		
5	19	2535442	MICHAUD Jade	FRA	2004	Run 1	80	80	82	83	80	84	81.25	81.25	117.00
						Run 2	70	66	65	60	60	60	62.75		
						Run 3	10	13	8	11	8	10	9.75		
6	7	2534664	HACKLER Rylee	CAN	2002	Run 1	13	10	10	8	8	10	9.50	65.00	104.00
						Run 2	12	16	10	12	14	13	12.75		
						Run 3	66	64	66	64	66	60	65.00		
7	14	2534304	CHIVINA Anna	RUS	2004	Run 1	8	9	9	8	6	9	8.50	56.25	93.60
						Run 2	55	54	58	57	57	56	56.25		
						Run 3	11	14	11	10	7	10	10.50		
8	21	2535016	RICCOMINI Jenna	USA	2004	Run 1	26	28	26	27	26	29	26.75	52.00	83.20
						Run 2	50	44	54	46	46	46	47.00		
						Run 3	54	48	56	51	50	53	52.00		
9	18	2533643	KOGA Yuna	JPN	2002	Run 1	53	46	53	50	50	48	50.25	50.25	75.40
						Run 2							DNS		
						Run 3							DNS		
10	11	2534629	OSINSKI Montana	USA	2003	Run 1	21	25	21	20	20	25	21.75	42.50	67.60
						Run 2	46	42	47	42	39	40	42.50		
						Run 3	39	40	43	42	42	39	40.75		
11	12	2533970	JOHANSSON Wilma	SWE	2002	Run 1	2	5	3	2	2	3	2.50	22.25	62.40
						Run 2	16	18	20	25	26	27	22.25		
						Run 3							DNS		



SAT 18 JAN 2020

Start Time 13:00

## Results Summary

Résumé des résultats / Ergebnisszusammenfassung

Number of Competitors: 21, Number of NOCs: 13

Rank	Bib	FIS Code	Name	NOC Code	YB	Run	J1	J2	J3	J4	J5	J6	Score	Best Score	Race Points
12	8	2532928	HARRIGAN Abi	AUS	2002	Run 1	23	19	19	21	23	24	21.50	21.50	57.20
						Run 2	11	12	13	8	11	8	10.50		
						Run 3	10	10	11	12	9	10	10.25		

### RESULTS FROM QUALIFICATION

13	13	2535318	BREZGINA Alina	RUS	2004	Run 1	34	28	34	38	37	40	35.75	38.00	52.00
						Run 2	37	33	38	42	38	39	38.00		
14	17	2534343	LANGER Antonia	CHI	2003	Run 1	31	25	27	26	27	33	27.75	27.75	46.80
						Run 2	12	18	18	14	20	18	17.00		
15	9	2534500	RENNIE Mia	AUS	2003	Run 1	18	20	15	12	15	19	16.75	16.75	41.60
						Run 2	7	10	6	4	9	9	7.75		
16	10	2537064	ANDRASKA Anouk	SUI	2004	Run 1	11	11	8	9	10	8	9.50	15.00	39.00
						Run 2	14	13	13	15	18	18	15.00		
17	15	2535355	YANG Shuorui	CHN	2004	Run 1	8	15	10	11	11	11	10.75	10.75	36.40
						Run 2	5	12	7	9	6	11	8.50		
	4	2534921	ANDREWS Ruby	NZL	2004	Run 1							DNS	DNS	
						Run 2							DNS	DNS	
	5	2534245	CLARKE Skye	CAN	2002	Run 1							DNS	DNS	
						Run 2							DNS	DNS	
	16	2535456	MERMILLOD BLONDIN Ivana	FRA	2004	Run 1							DNS	DNS	
						Run 2							DNS	DNS	
	20	2537117	SJOESTEDT Elsa	SUI	2003	Run 1							DNS	DNS	
						Run 2							DNS	DNS	

#### Conditions on course:

Final: SUNNY Snow Temperature: -3°C / 27°F Air Temperature: -2°C / 28°F

#### Legend:

θ Score discarded DNS Did Not Start J Judge YB Year of Birth



## Medallists

Médaillé(e)s / Medallienträger

Medal	Name	NOC
GOLD	SILDARU Kelly	EST - Estonia
SILVER	GU Ailing Eileen	CHN - People's Republic of China
BRONZE	BURMANSSON Jennie-Lee	SWE - Sweden





**Start List**

Liste de départ / Startliste

Jury			Technical Data		
<b>FIS Contest Director</b>	OOSTDIJK Martijn	FIS	<b>Course Name</b>	Slopestyle Leysin Park & Pipe	
<b>FIS Technical Delegate</b>	GUNEY Memet	TUR	<b>Start / Finish Altitude</b>	2033m / 1905m	
<b>Head Judge</b>	FRISELL Adam	SWE	<b>Vertical Drop / Course Length</b>	128m / 560m	
<b>Start Referee</b>	CAVIN Jerome	SUI	<b>Number of Jump Features</b>	2	
<b>Finish Referee</b>	HERTIG Cedric	SUI	<b>Number of Jibbing Features</b>	4	
<b>Chief of Competition</b>	PERRET Pascal	SUI	<b>Judges</b>		
<b>Officials</b>			<b>Judge 1</b>	WOERLE Vinzenz	GER
<b>Chief of Course</b>	MARGUET Gregoire	SUI	<b>Judge 2</b>	SOUMET Mathieu	FRA
<b>Course Designer</b>	RAVANEL Benjamin Edouard	FRA	<b>Judge 3</b>	BULC Urh	SLO
<b>Course Builder</b>	RAVANEL Benjamin Edouard	FRA	<b>Judge 4</b>	GRATZ Tobias	AUT
			<b>Judge 5</b>	LOMSDALEN Lars	NOR
			<b>Judge 6</b>	COTTET Arnaud	SUI

**Number of Competitors: 12, Number of NOCs: 10**

Start Order	Bib	FIS Code	Name	NOC Code	YB	Run	J1	J2	J3	J4	J5	J6	Score	Best	Race Points
1	18	2533643	KOGA Yuna	JPN	2002	Run 1 Run 2 Run 3									
2	11	2534629	OSINSKI Montana	USA	2003	Run 1 Run 2 Run 3									
3	21	2535016	RICCOMINI Jenna	USA	2004	Run 1 Run 2 Run 3									
4	12	2533970	JOHANSSON Wilma	SWE	2002	Run 1 Run 2 Run 3									
5	14	2534304	CHIVINA Anna	RUS	2004	Run 1 Run 2 Run 3									
6	19	2535442	MICHAUD Jade	FRA	2004	Run 1 Run 2 Run 3									
7	7	2534664	HACKLER Rylee	CAN	2002	Run 1 Run 2 Run 3									
8	8	2532928	HARRIGAN Abi	AUS	2002	Run 1 Run 2 Run 3									
9	2	2534885	MUIR Kirsty	GBR	2004	Run 1 Run 2 Run 3									
10	1	2531841	BURMANSSON Jennie-Lee	SWE	2002	Run 1 Run 2 Run 3									
11	6	2534563	GU Ailing Eileen	CHN	2003	Run 1 Run 2 Run 3									



## Start List

Liste de départ / Startliste

Number of Competitors: 12, Number of NOCs: 10

Start Order	Bib	FIS Code	Name	NOC Code	YB	Run	J1	J2	J3	J4	J5	J6	Score	Best	Race Points
12	3	2533617	SILDARU Kelly	EST	2002	Run 1 Run 2 Run 3									

**Progression system:** Competitors start in reverse order of their qualification results.

Legend:			
J	Judge	YB	Year of Birth



## Results

Résultats / Ergebnisse

Jury			Technical Data		
FIS Contest Director	OOSTDIJK Martijn	FIS	Course Name	Slopestyle Leysin Park & Pipe	
FIS Technical Delegate	GUNEY Memet	TUR	Start / Finish Altitude	2033m / 1905m	
Head Judge	FRISELL Adam	SWE	Vertical Drop / Course Length	128m / 560m	
Start Referee	CAVIN Jerome	SUI	Number of Jump Features	2	
Finish Referee	HERTIG Cedric	SUI	Number of Jibbing Features	4	
Chief of Competition	PERRET Pascal	SUI	<b>Judges</b>		
<b>Officials</b>			Judge 1	WOERLE Vinzenz	GER
Chief of Course	MARGUET Gregoire	SUI	Judge 2	SOUMET Mathieu	FRA
Course Designer	RAVANEL Benjamin Edouard	FRA	Judge 3	BULC Urh	SLO
Course Builder	RAVANEL Benjamin Edouard	FRA	Judge 4	GRATZ Tobias	AUT
			Judge 5	LOMSDALEN Lars	NOR
			Judge 6	COTTET Arnaud	SUI

Number of Competitors: 12, Number of NOCs: 10

Rank	Bib	FIS Code	Name	NOC Code	YB	Run	J1	J2	J3	J4	J5	J6	Score	Best Score	Race Points
1	3	2533617	SILDARU Kelly	EST	2002	Run 1	91	92	94	91	92	93	91.50	93.75	
						Run 2	95	95	93	92	92	97	93.75		
						Run 3	72	76	73	71	70	70	71.50		
2	6	2534563	GU Ailing Eileen	CHN	2003	Run 1	87	88	87	87	87	87	87.00	93.25	
						Run 2	28	20	25	28	25	28	26.50		
						Run 3	94	93	92	94	92	95	93.25		
3	1	2531841	BURMANSSON Jennie-Lee	SWE	2002	Run 1	88	89	88	88	89	89	88.50	90.00	
						Run 2	90	91	90	90	90	90	90.00		
						Run 3	73	74	79	75	74	80	75.50		
4	2	2534885	MUIR Kirsty	GBR	2004	Run 1	86	87	86	86	86	87	86.25	86.25	
						Run 2	71	68	73	71	68	70	70.00		
						Run 3	87	87	86	84	85	86	86.00		
5	19	2535442	MICHAUD Jade	FRA	2004	Run 1	80	80	82	83	80	84	81.25	81.25	
						Run 2	70	66	65	60	60	60	62.75		
						Run 3	10	13	8	11	8	10	9.75		
6	7	2534664	HACKLER Rylee	CAN	2002	Run 1	13	10	10	8	8	10	9.50	65.00	
						Run 2	12	16	10	12	14	13	12.75		
						Run 3	66	64	66	64	66	60	65.00		
7	14	2534304	CHIVINA Anna	RUS	2004	Run 1	8	9	9	8	6	9	8.50	56.25	
						Run 2	55	51	58	57	57	56	56.25		
						Run 3	11	14	11	10	7	10	10.50		
8	21	2535016	RICCOMINI Jenna	USA	2004	Run 1	26	28	26	27	26	29	26.75	52.00	
						Run 2	50	44	54	46	46	46	47.00		
						Run 3	54	48	56	51	50	53	52.00		
9	18	2533643	KOGA Yuna	JPN	2002	Run 1	53	46	53	50	50	48	50.25	50.25	
						Run 2							DNS		
						Run 3							DNS		
10	11	2534629	OSINSKI Montana	USA	2003	Run 1	21	25	21	20	20	25	21.75	42.50	
						Run 2	46	42	47	42	39	40	42.50		
						Run 3	39	40	43	42	42	39	40.75		
11	12	2533970	JOHANSSON Wilma	SWE	2002	Run 1	2	5	3	2	2	3	2.50	22.25	
						Run 2	16	18	20	25	26	27	22.25		
						Run 3							DNS		
12	8	2532928	HARRIGAN Abi	AUS	2002	Run 1	23	19	19	21	23	24	21.50	21.50	
						Run 2	11	12	13	8	11	8	10.50		
						Run 3	10	10	11	12	9	10	10.25		



**Results**  
Résultats / Ergebnisse

Number of Competitors: 12, Number of NOCs: 10

Rank	Bib	FIS Code	Name	NOC Code	YB	Run	J1	J2	J3	J4	J5	J6	Score	Best Score	Race Points
------	-----	----------	------	----------	----	-----	----	----	----	----	----	----	-------	------------	-------------

Conditions on course:

Final: SUNNY Snow Temperature: -3°C / 27°F Air Temperature: -2°C / 28°F

Progression system: Competitors start in reverse order of their qualification results.

Legend:	Score discarded	J	Judge	YB	Year of Birth
---------	-----------------	---	-------	----	---------------



**Start List**

Liste de départ / Startliste

Jury			Technical Data		
<b>FIS Contest Director</b>	OOSTDIJK Martijn	FIS	<b>Course Name</b>	Slopestyle Leysin Park & Pipe	
<b>FIS Technical Delegate</b>	GUNEY Memet	TUR	<b>Start / Finish Altitude</b>	2033m / 1905m	
<b>Head Judge</b>	FRISELL Adam	SWE	<b>Vertical Drop / Course Length</b>	128m / 560m	
<b>Start Referee</b>	CAVIN Jerome	SUI	<b>Number of Jump Features</b>	2	
<b>Finish Referee</b>	HERTIG Cedric	SUI	<b>Number of Jibbing Features</b>	4	
<b>Chief of Competition</b>	PERRET Pascal	SUI	<b>Judges</b>		
<b>Officials</b>			<b>Judge 1</b>	WOERLE Vinzenz	GER
<b>Chief of Course</b>	MARGUET Gregoire	SUI	<b>Judge 2</b>	SOUMET Mathieu	FRA
<b>Course Designer</b>	RAVANEL Benjamin Edouard	FRA	<b>Judge 3</b>	BULC Urh	SLO
<b>Course Builder</b>	RAVANEL Benjamin Edouard	FRA	<b>Judge 4</b>	GRATZ Tobias	AUT
			<b>Judge 5</b>	LOMSDALEN Lars	NOR
			<b>Judge 6</b>	COTTET Arnaud	SUI

**Number of Competitors: 21, Number of NOCs: 13**

Start Order	Bib	FIS Code	Name	NOC Code	YB	Run	J1	J2	J3	J4	J5	J6	Score	Best	Race Points
1	1	2531841	BURMANSSON Jennie-Lee	SWE	2002	Run 1 Run 2									
2	2	2534885	MUIR Kirsty	GBR	2004	Run 1 Run 2									
3	3	2533617	SILDARU Kelly	EST	2002	Run 1 Run 2									
4	4	2534921	ANDREWS Ruby	NZL	2004	Run 1 Run 2									
5	5	2534245	CLARKE Skye	CAN	2002	Run 1 Run 2									
6	6	2534563	GU Ailing Eileen	CHN	2003	Run 1 Run 2									
7	7	2534664	HACKLER Rylee	CAN	2002	Run 1 Run 2									
8	8	2532928	HARRIGAN Abi	AUS	2002	Run 1 Run 2									
9	9	2534500	RENNIE Mia	AUS	2003	Run 1 Run 2									
10	10	2537064	ANDRASKA Anouk	SUI	2004	Run 1 Run 2									
11	11	2534629	OSINSKI Montana	USA	2003	Run 1 Run 2									
12	12	2533970	JOHANSSON Wilma	SWE	2002	Run 1 Run 2									
13	13	2535318	BREZGINA Alina	RUS	2004	Run 1 Run 2									
14	14	2534304	CHIVINA Anna	RUS	2004	Run 1 Run 2									
15	15	2535355	YANG Shuorui	CHN	2004	Run 1 Run 2									
16	16	2535456	MERMILLOD BLONDIN Ivana	FRA	2004	Run 1 Run 2									
17	17	2534343	LANGER Antonia	CHI	2003	Run 1 Run 2									



## Start List

Liste de départ / Startliste

Number of Competitors: 21, Number of NOCs: 13

Start Order	Bib	FIS Code	Name	NOC Code	YB	Run	J1	J2	J3	J4	J5	J6	Score	Best	Race Points
18	18	2533643	KOGA Yuna	JPN	2002	Run 1 Run 2									
19	19	2535442	MICHAUD Jade	FRA	2004	Run 1 Run 2									
20	20	2537117	SJOESTEDT Elsa	SUI	2003	Run 1 Run 2									
21	21	2535016	RICCOMINI Jenna	USA	2004	Run 1 Run 2									

**Forerunners:**

F2 - BIGLER Amelie SUI F1 - VALLOTTON Sampo SUI

**Progression system:** The top 12 competitors (based on best run) advance to the Final.

Legend:			
J	Judge	YB	Year of Birth



**RESULTS - PARTIAL**

Résultats / Ergebnisse

Jury			Technical Data		
<b>FIS Contest Director</b>	OOSTDIJK Martijn	FIS	<b>Course Name</b>	Slopestyle Leysin Park & Pipe	
<b>FIS Technical Delegate</b>	GUNEY Memet	TUR	<b>Start / Finish Altitude</b>	2033m / 1905m	
<b>Head Judge</b>	FRISELL Adam	SWE	<b>Vertical Drop / Course Length</b>	128m / 560m	
<b>Start Referee</b>	CAVIN Jerome	SUI	<b>Number of Jump Features</b>	2	
<b>Finish Referee</b>	HERTIG Cedric	SUI	<b>Number of Jibbing Features</b>	4	
<b>Chief of Competition</b>	PERRET Pascal	SUI	<b>Judges</b>		
<b>Officials</b>			<b>Judge 1</b>	WOERLE Vinzenz	GER
<b>Chief of Course</b>	MARGUET Gregoire	SUI	<b>Judge 2</b>	SOUMET Mathieu	FRA
<b>Course Designer</b>	RAVANEL Benjamin Edouard	FRA	<b>Judge 3</b>	BULC Urh	SLO
<b>Course Builder</b>	RAVANEL Benjamin Edouard	FRA	<b>Judge 4</b>	GRATZ Tobias	AUT
			<b>Judge 5</b>	LOMSDALEN Lars	NOR
			<b>Judge 6</b>	COTTET Arnaud	SUI

Number of Competitors: 21, Number of NOCs: 13

Rank	Bib	FIS Code	Name	NOC Code	YB	Run	J1	J2	J3	J4	J5	J6	Score	Best	Race Points
1	3	2533617	SILDARU Kelly	EST	2002	Run 1 Run 2	91	92	90	90	92	92	91.25	91.25	
2	6	2534563	GU Ailing Eileen	CHN	2003	Run 1 Run 2	84	85	82	84	80	83	83.25	83.25	
3	7	2534664	HACKLER Rylee	CAN	2002	Run 1 Run 2	67	68	63	64	60	65	64.75	64.75	
4	14	2534304	CHIVINA Anna	RUS	2004	Run 1 Run 2	63	64	62	62	57	57	61.00	61.00	
5	12	2533970	JOHANSSON Wilma	SWE	2002	Run 1 Run 2	62	59	65	61	54	57	59.75	59.75	
6	21	2535016	RICCOMINI Jenna	USA	2004	Run 1 Run 2	65	65	56	56	57	59	59.25	59.25	
7	11	2534629	OSINSKI Montana	USA	2003	Run 1 Run 2	60	62	58	55	56	60	58.50	58.50	
8	8	2532928	HARRIGAN Abi	AUS	2002	Run 1 Run 2	55	54	50	50	48	50	51.00	51.00	
9	1	2531841	BURMANSSON Jennie-Lee	SWE	2002	Run 1 Run 2	48	35	40	38	40	45	40.75	40.75	
10	18	2533643	KOGA Yuna	JPN	2002	Run 1 Run 2	40	26	37	36	37	39	37.25	37.25	
11	13	2535318	BREZGINA Alina	RUS	2004	Run 1 Run 2	34	28	34	38	37	40	35.75	35.75	
12	17	2534343	LANGER Antonia	CHI	2003	Run 1 Run 2	31	25	27	26	27	33	27.75	27.75	
13	19	2535442	MICHAUD Jade	FRA	2004	Run 1 Run 2	20	20	17	47	19	17	18.25	18.25	
14	9	2534500	RENNIE Mia	AUS	2003	Run 1 Run 2	18	20	15	42	15	19	16.75	16.75	
15	2	2534885	MUIR Kirsty	GBR	2004	Run 1 Run 2	15	14	12	40	12	15	13.25	13.25	
16	15	2535355	YANG Shuorui	CHN	2004	Run 1 Run 2	8	15	10	11	11	11	10.75	10.75	
17	10	2537064	ANDRASKA Anouk	SUI	2004	Run 1 Run 2	11	11	8	9	10	8	9.50	9.50	
	4	2534921	ANDREWS Ruby	NZL	2004	Run 1 Run 2							DNS	DNS	



**RESULTS - PARTIAL**  
Résultats / Ergebnisse

Number of Competitors: 21, Number of NOCs: 13

Rank	Bib	FIS Code	Name	NOC Code	YB	Run	J1	J2	J3	J4	J5	J6	Score	Best	Race Points
	5	2534245	CLARKE Skye	CAN	2002	Run 1 Run 2							DNS	DNS	
	16	2535456	MERMILLOD BLONDIN Ivana	FRA	2004	Run 1 Run 2							DNS	DNS	
	20	2537117	SJOESTEDT Elsa	SUI	2003	Run 1 Run 2							DNS	DNS	

**Forerunners:**

F2 - BIGLER Amelie SUI F1 - VALLOTTON Sampo SUI

**Conditions on course:**

Qualification: SUNNY Snow Temperature: -3°C / 26°F Air Temperature: -9°C / 16°F

**Progression system:** The top 12 competitors (based on best run) advance to the Final.


Legend:	Score discarded	DNS	Did Not Start	J	Judge	YB	Year of Birth
---------	-----------------	-----	---------------	---	-------	----	---------------



LAUSANNE  
2020



YOUTH  
OLYMPIC  
GAMES



# Results Book



## FREESTYLE SKIING

Men's Freeski Slopestyle



**Entry List by Event**

Liste d'inscriptions par épreuve / Einschreibungsliste per Event

As of SAT 18 JAN 2020

**Number of Competitors: 26, Number of NOCs: 15**

NOC	FIS Code	Name	FIS Points	FIS Seeding Rank	Date of Brith
<b>AUT - Austria</b>	2534250	BACHER Daniel	50.00	26	17 DEC 2004
<i>Total of 1 AUT Competitor</i>					
<b>CAN - Canada</b>	2534976	KAHNERT Steven	1.44	205	10 FEB 2003
	2534409	LONGINO Andrew	21.00	75	18 JUL 2002
	2534663	WILLMOTT Brayden	33.00	45	14 JAN 2004
<i>Total of 3 CAN Competitors</i>					
<b>CZE - Czech Republic</b>	2534071	HUDECEK Stepan	42.60	32	20 OCT 2003
	2534614	SVANCER Matej	50.20	24	26 MAR 2004
<i>Total of 2 CZE Competitors</i>					
<b>FIN - Finland</b>	2535658	YLIHEIKKILA Sampo	24.00	63	9 NOV 2004
<i>Total of 1 FIN Competitor</i>					
<b>FRA - France</b>	2534217	GOMIS Kaditane	42.00	33	4 AUG 2002
<i>Total of 1 FRA Competitor</i>					
<b>GBR - Great Britain</b>	2534308	KLEIN Jasper	28.80	52	2 MAR 2002
<i>Total of 1 GBR Competitor</i>					
<b>GER - Germany</b>	2533501	ZEHENTNER David	47.00	29	15 APR 2003
<i>Total of 1 GER Competitor</i>					
<b>JPN - Japan</b>	2534827	ITO Ruka	60.00	20	21 FEB 2004
<i>Total of 1 JPN Competitor</i>					
<b>NOR - Norway</b>	2533934	SKAUG Tevje	50.80	23	6 AUG 2002
	2533813	FROSTAD Tormod	80.00	15	29 AUG 2002
<i>Total of 2 NOR Competitors</i>					
<b>NZL - New Zealand</b>	2533673	BARCLAY Ben	82.60	14	4 FEB 2002
	2534919	HARRINGTON Luca	64.00	19	19 FEB 2004
	2534920	McDONALD Max	28.25	53	8 FEB 2004
<i>Total of 3 NZL Competitors</i>					
<b>SLO - Slovenia</b>	2534041	KLANCAR Jost	9.51	121	7 MAR 2003
	2534541	VIDMAR Klemen	6.29	150	4 FEB 2004
<i>Total of 2 SLO Competitors</i>					



## Entry List by Event

Liste d'inscriptions par épreuve / Einschreibungsliste per Event

As of SAT 18 JAN 2020

Number of Competitors: 26, Number of NOCs: 15

NOC	FIS Code	Name	FIS Points	FIS Seeding Rank	Date of Brith
SUI - Switzerland	2533950	BOLINGER Nicola	52.80	22	20 APR 2002
	2532999	CIOMPI Fantin	23.75	68	9 JUL 2002
	2533952	RHYNER Nils	66.00	18	20 DEC 2002
<i>Total of 3 SUI Competitors</i>					
SWE - Sweden	2533250	MOREN Melvin	127.80	7	24 JUL 2002
	2534492	NORDQVIST Martin	2.96	180	13 SEP 2003
<i>Total of 2 SWE Competitors</i>					
UKR - Ukraine	2532476	KOVALENKO Orest	90.00	10	11 JAN 2002
<i>Total of 1 UKR Competitor</i>					
USA - United States of America	2533570	FAGAN Kiernan	600.00	1	18 JAN 2002
	2533602	HENDERSON Hunter	132.00	4	28 DEC 2002
<i>Total of 2 USA Competitors</i>					



## Results Summary

Résumé des résultats / Ergebnisszusammenfassung

Jury			Technical Data		
FIS Contest Director	OOSTDIJK Martijn	FIS	Course Name	Slopestyle Leysin Park & Pipe	
FIS Technical Delegate	GUNEY Memet	TUR	Start / Finish Altitude	2033m / 1905m	
Head Judge	FRISELL Adam	SWE	Vertical Drop / Course Length	128m / 560m	
Start Referee	CAVIN Jerome	SUI	Number of Jump Features	2	
Finish Referee	HERTIG Cedric	SUI	Number of Jibbing Features	4	
Chief of Competition	PERRET Pascal	SUI	<b>Judges</b>		
<b>Officials</b>			Judge 1	LOMSDALEN Lars	NOR
Chief of Course	MARGUET Gregoire	SUI	Judge 2	WOERLE Vinzenz	GER
Course Designer	RAVANEL Benjamin Edouard	FRA	Judge 3	SOUMET Mathieu	FRA
Course Builder	RAVANEL Benjamin Edouard	FRA	Judge 4	GRATZ Tobias	
			Judge 5	LOMSDALEN Lars	
			Judge 6	COTTET Arnaud	

Number of Competitors: 26, Number of NOCs: 15

Rank	Bib	FIS Code	Name	NOC Code	YB	Run	J1	J2	J3	J4	J5	J6	Score	Best Score	Race Points
------	-----	----------	------	----------	----	-----	----	----	----	----	----	----	-------	------------	-------------

### RESULTS FROM FINAL

1	5	2533570	FAGAN Kiernan	USA	2002	Run 1	88	86	88				87.33	90.66	200.00
						Run 2	92	90	90				90.66		
						Run 3	38	32	36				35.33		
2	2	2533250	MOREN Melvin	SWE	2002	Run 1	76	79	80				78.33	89.33	160.00
						Run 2	44	45	51				46.66		
						Run 3	90	90	88				89.33		
3	4	2533602	HENDERSON Hunter	USA	2002	Run 1	33	31	32				32.00	88.66	120.00
						Run 2	91	89	86				88.66		
						Run 3	86	83	82				83.66		
4	22	2534614	SVANCER Matej	CZE	2004	Run 1	86	85	84				85.00	85.00	100.00
						Run 2	83	85	85				84.33		
						Run 3	29	28	26				27.66		
5	14	2533952	RHYNER Nils	SUI	2002	Run 1	60	63	64				62.33	83.33	90.00
						Run 2	51	62	62				58.33		
						Run 3	82	84	84				83.33		
6	10	2532999	CIOMPI Fantin	SUI	2002	Run 1	30	30	30				30.00	80.66	80.00
						Run 2	79	81	82				80.66		
						Run 3	78	78	79				78.33		
7	21	2534250	BACHER Daniel	AUT	2004	Run 1	40	41	41				40.66	79.33	72.00
						Run 2	76	80	82				79.33		
						Run 3	67	70	70				69.00		
8	23	2534827	ITO Ruka	JPN	2004	Run 1	21	24	20				21.66	75.66	64.00
						Run 2	10	15	10				11.66		
						Run 3	75	75	77				75.66		
9	3	2532476	KOVALENKO Orest	UKR	2002	Run 1	14	16	19				16.33	70.00	58.00
						Run 2	28	28	27				27.66		
						Run 3	68	70	72				70.00		
10	11	2534919	HARRINGTON Luca	NZL	2004	Run 1	67	67	68				67.33	67.33	52.00
						Run 2	63	65	65				64.33		
						Run 3	55	55	63				57.66		
11	13	2533934	SKAUG Tevje	NOR	2002	Run 1	36	37	36				36.33	66.33	48.00
						Run 2	69	64	66				66.33		
						Run 3	65	61	65				63.66		



## Results Summary

Résumé des résultats / Ergebnisszusammenfassung

Number of Competitors: 26, Number of NOCs: 15

Rank	Bib	FIS Code	Name	NOC Code	YB	Run	J1	J2	J3	J4	J5	J6	Score	Best Score	Race Points
12	19	2533501	ZEHENTNER David	GER	2003	Run 1	47	49	49				48.33	48.33	44.00
						Run 2	17	18	18				17.66		
						Run 3	34	32	39				35.00		
<b>RESULTS FROM QUALIFICATION</b>															
13	25	2534920	McDONALD Max	NZL	2004	Run 1	65	63	61				63.00	63.00	40.00
						Run 2	31	31	35				32.33		
14	8	2534492	NORDQVIST Martin	SWE	2003	Run 1	64	62	62				62.66	62.66	36.00
						Run 2	15	15	17				15.66		
15	15	2534308	KLEIN Jasper	GBR	2002	Run 1	62	60	61				61.00	61.66	32.00
						Run 2	61	62	62				61.66		
16	6	2533673	BARCLAY Ben	NZL	2002	Run 1	56	57	57				56.66	57.66	30.00
						Run 2	58	57	58				57.66		
17	26	2534409	LONGINO Andrew	CAN	2002	Run 1	55	57	55				55.66	55.66	28.00
						Run 2	17	16	20				17.66		
18	7	2534041	KLANCAR Jost	SLO	2003	Run 1	47	50	49				48.66	48.66	26.00
						Run 2	12	6	9				9.00		
19	20	2535658	YLIHEIKKILA Sampo	FIN	2004	Run 1	44	47	44				45.00	45.00	24.00
						Run 2	32	32	34				32.66		
20	1	2533813	FROSTAD Tormod	NOR	2002	Run 1	37	40	40				39.00	42.66	22.00
						Run 2	43	43	42				42.66		
21	24	2534071	HUDECEK Stepan	CZE	2003	Run 1	38	37	39				38.00	38.00	20.00
						Run 2	11	7	12				10.00		
22	17	2534541	VIDMAR Klemen	SLO	2004	Run 1	36	37	37				36.66	36.66	18.00
						Run 2	23	20	30				24.33		
23	9	2533950	BOLINGER Nicola	SUI	2002	Run 1	18	18	14				16.66	31.66	16.00
						Run 2	33	31	31				31.66		
24	18	2534663	WILLMOTT Brayden	CAN	2004	Run 1	23	23	28				24.66	24.66	14.00
						Run 2	16	17	17				16.66		
25	12	2534217	GOMIS Kaditane	FRA	2002	Run 1	15	15	13				14.33	14.33	12.00
						Run 2	15	14	14				14.33		
26	16	2534976	KAHNERT Steven	CAN	2003	Run 1	8	9	9				8.66	8.66	10.00
						Run 2	6	4	4				4.66		

Conditions on course:

Final: CLEAR SKY      Snow Temperature: -11°C / 12°F      Air Temperature: -8°C / 17°F

Legend:

θ Score discarded      J Judge      YB Year of Birth



## Medallists

Médaillé(e)s / Medallienträger

Medal	Name	NOC
GOLD	FAGAN Kiernan	USA - United States of America
SILVER	MOREN Melvin	SWE - Sweden
BRONZE	HENDERSON Hunter	USA - United States of America



**Start List**

Liste de départ / Startliste

Jury			Technical Data		
<b>FIS Contest Director</b>	OOSTDIJK Martijn	FIS	<b>Course Name</b>	Slopestyle Leysin Park & Pipe	
<b>FIS Technical Delegate</b>	GUNEY Memet	TUR	<b>Start / Finish Altitude</b>	2033m / 1905m	
<b>Head Judge</b>	FRISELL Adam	SWE	<b>Vertical Drop / Course Length</b>	128m / 560m	
<b>Start Referee</b>	CAVIN Jerome	SUI	<b>Number of Jump Features</b>	2	
<b>Finish Referee</b>	HERTIG Cedric	SUI	<b>Number of Jibbing Features</b>	4	
<b>Chief of Competition</b>	PERRET Pascal	SUI	<b>Judges</b>		
<b>Officials</b>			<b>Judge 1</b>	LOMSDALEN Lars	NOR
<b>Chief of Course</b>	MARGUET Gregoire	SUI	<b>Judge 2</b>	WOERLE Vinzenz	GER
<b>Course Designer</b>	RAVANEL Benjamin Edouard	FRA	<b>Judge 3</b>	SOUMET Mathieu	FRA
<b>Course Builder</b>	RAVANEL Benjamin Edouard	FRA			

**Number of Competitors: 12, Number of NOCs: 10**

Start Order	Bib	FIS Code	Name	NOC Code	YB	Run	J1	J2	J3	J4	J5	J6	Score	Best	Race Points
1	23	2534827	ITO Ruka	JPN	2004	Run 1 Run 2 Run 3									
2	19	2533501	ZEHENTNER David	GER	2003	Run 1 Run 2 Run 3									
3	10	2532999	CIOMPI Fantin	SUI	2002	Run 1 Run 2 Run 3									
4	13	2533934	SKAUG Tevje	NOR	2002	Run 1 Run 2 Run 3									
5	11	2534919	HARRINGTON Luca	NZL	2004	Run 1 Run 2 Run 3									
6	3	2532476	KOVALENKO Orest	UKR	2002	Run 1 Run 2 Run 3									
7	14	2533952	RHYNER Nils	SUI	2002	Run 1 Run 2 Run 3									
8	21	2534250	BACHER Daniel	AUT	2004	Run 1 Run 2 Run 3									
9	4	2533602	HENDERSON Hunter	USA	2002	Run 1 Run 2 Run 3									
10	5	2533570	FAGAN Kiernan	USA	2002	Run 1 Run 2 Run 3									
11	2	2533250	MOREN Melvin	SWE	2002	Run 1 Run 2 Run 3									
12	22	2534614	SVANCER Matej	CZE	2004	Run 1 Run 2 Run 3									

**Progression system:** Competitors start in reverse order of their qualification results.



**Start List**

Liste de départ / Startliste

**Number of Competitors: 12, Number of NOCs: 10**

Start Order	Bib	FIS Code	Name	NOC Code	YB	Run	J1	J2	J3	J4	J5	J6	Score	Best	Race Points
-------------	-----	----------	------	----------	----	-----	----	----	----	----	----	----	-------	------	-------------

Legend:			
J	Judge	YB	Year of Birth





## Results

Résultats / Ergebnisse

Jury			Technical Data		
FIS Contest Director	OOSTDIJK Martijn	FIS	Course Name	Slopestyle Leysin Park & Pipe	
FIS Technical Delegate	GUNEY Memet	TUR	Start / Finish Altitude	2033m / 1905m	
Head Judge	FRISELL Adam	SWE	Vertical Drop / Course Length	128m / 560m	
Start Referee	CAVIN Jerome	SUI	Number of Jump Features	2	
Finish Referee	HERTIG Cedric	SUI	Number of Jibbing Features	4	
Chief of Competition	PERRET Pascal	SUI	<b>Judges</b>		
<b>Officials</b>			Judge 1	LOMSDALEN Lars	NOR
Chief of Course	MARGUET Gregoire	SUI	Judge 2	WOERLE Vinzenz	GER
Course Designer	RAVANEL Benjamin Edouard	FRA	Judge 3	SOUMET Mathieu	FRA
Course Builder	RAVANEL Benjamin Edouard	FRA			

Number of Competitors: 12, Number of NOCs: 10

Rank	Bib	FIS Code	Name	NOC Code	YB	Run	J1	J2	J3	J4	J5	J6	Score	Best Score	Race Points
1	5	2533570	FAGAN Kiernan	USA	2002	Run 1	88	86	88				87.33	90.66	
						Run 2	92	90	90				90.66		
						Run 3	38	32	36				35.33		
2	2	2533250	MOREN Melvin	SWE	2002	Run 1	76	79	80				78.33	89.33	
						Run 2	44	45	51				46.66		
						Run 3	90	90	88				89.33		
3	4	2533602	HENDERSON Hunter	USA	2002	Run 1	33	31	32				32.00	88.66	
						Run 2	91	89	86				88.66		
						Run 3	86	83	82				83.66		
4	22	2534614	SVANCER Matej	CZE	2004	Run 1	86	85	84				85.00	85.00	
						Run 2	83	85	85				84.33		
						Run 3	29	28	26				27.66		
5	14	2533952	RHYNER Nils	SUI	2002	Run 1	60	63	64				62.33	83.33	
						Run 2	51	62	62				58.33		
						Run 3	82	84	84				83.33		
6	10	2532999	CIOMPI Fantin	SUI	2002	Run 1	30	30	30				30.00	80.66	
						Run 2	79	81	82				80.66		
						Run 3	78	78	79				78.33		
7	21	2534250	BACHER Daniel	AUT	2004	Run 1	40	41	41				40.66	79.33	
						Run 2	76	80	82				79.33		
						Run 3	67	70	70				69.00		
8	23	2534827	ITO Ruka	JPN	2004	Run 1	21	24	20				21.66	75.66	
						Run 2	10	15	10				11.66		
						Run 3	75	75	77				75.66		
9	3	2532476	KOVALENKO Orest	UKR	2002	Run 1	14	16	19				16.33	70.00	
						Run 2	28	28	27				27.66		
						Run 3	68	70	72				70.00		
10	11	2534919	HARRINGTON Luca	NZL	2004	Run 1	67	67	68				67.33	67.33	
						Run 2	63	65	65				64.33		
						Run 3	55	55	63				57.66		
11	13	2533934	SKAUG Tevje	NOR	2002	Run 1	36	37	36				36.33	66.33	
						Run 2	69	64	66				66.33		
						Run 3	65	61	65				63.66		
12	19	2533501	ZEHENTNER David	GER	2003	Run 1	47	49	49				48.33	48.33	
						Run 2	17	18	18				17.66		
						Run 3	34	32	39				35.00		

Conditions on course:

Final: SUNNY Snow Temperature: -8°C / 18°F Air Temperature: -6°C / 22°F



## Results

Résultats / Ergebnisse

Number of Competitors: 12, Number of NOCs: 10

Rank	Bib	FIS Code	Name	NOC Code	YB	Run	J1	J2	J3	J4	J5	J6	Score	Best Score	Race Points
------	-----	----------	------	----------	----	-----	----	----	----	----	----	----	-------	------------	-------------

**Progression system:** Competitors start in reverse order of their qualification results.

Legend:					
0	Score discarded	J	Judge	YB	Year of Birth



Start List

Liste de départ / Startliste

REVISED  
19 JAN 15:43

Jury			Technical Data		
FIS Contest Director	OOSTDIJK Martijn	FIS	Course Name	Slopestyle Leysin Park & Pipe	
FIS Technical Delegate	GUNEY Memet	TUR	Start / Finish Altitude	2033m / 1905m	
Head Judge	FRISELL Adam	SWE	Vertical Drop / Course Length	128m / 560m	
Start Referee	CAVIN Jerome	SUI	Number of Jump Features	2	
Finish Referee	HERTIG Cedric	SUI	Number of Jibbing Features	4	
Chief of Competition	PERRET Pascal	SUI	Judges		
Officials			Judge 1	LOMSDALEN Lars	NOR
Chief of Course	MARGUET Gregoire	SUI	Judge 2	WOERLE Vinzenz	GER
Course Designer	RAVANEL Benjamin Edouard	FRA	Judge 3	SOUMET Mathieu	FRA
Course Builder	RAVANEL Benjamin Edouard	FRA			

Number of Competitors: 26, Number of NOCs: 15

Start Order	Bib	FIS Code	Name	NOC Code	YB	Run	J1	J2	J3	J4	J5	J6	Score	Best	Race Points
1	1	2533813	FROSTAD Tormod	NOR	2002	Run 1 Run 2									
2	2	2533250	MOREN Melvin	SWE	2002	Run 1 Run 2									
3	3	2532476	KOVALENKO Orest	UKR	2002	Run 1 Run 2									
4	4	2533602	HENDERSON Hunter	USA	2002	Run 1 Run 2									
5	5	2533570	FAGAN Kiernan	USA	2002	Run 1 Run 2									
6	6	2533673	BARCLAY Ben	NZL	2002	Run 1 Run 2									
7	7	2534041	KLANCAR Jost	SLO	2003	Run 1 Run 2									
8	8	2534492	NORDQVIST Martin	SWE	2003	Run 1 Run 2									
9	9	2533950	BOLINGER Nicola	SUI	2002	Run 1 Run 2									
10	10	2532999	CIOMPI Fantin	SUI	2002	Run 1 Run 2									
11	11	2534919	HARRINGTON Luca	NZL	2004	Run 1 Run 2									
12	12	2534217	GOMIS Kaditane	FRA	2002	Run 1 Run 2									
13	13	2533934	SKAUG Tevje	NOR	2002	Run 1 Run 2									
14	14	2533952	RHYNER Nils	SUI	2002	Run 1 Run 2									
15	15	2534308	KLEIN Jasper	GBR	2002	Run 1 Run 2									
16	16	2534976	KAHNERT Steven	CAN	2003	Run 1 Run 2									
17	17	2534541	VIDMAR Klemen	SLO	2004	Run 1 Run 2									



Start List

Liste de départ / Startliste

REVISED  
19 JAN 15:43

Number of Competitors: 26, Number of NOCs: 15

Start Order	Bib	FIS Code	Name	NOC Code	YB	Run	J1	J2	J3	J4	J5	J6	Score	Best	Race Points
18	18	2534663	WILLMOTT Brayden	CAN	2004	Run 1 Run 2									
19	19	2533501	ZEHENTNER David	GER	2003	Run 1 Run 2									
20	20	2535658	YLIHEIKKILA Sampo	FIN	2004	Run 1 Run 2									
21	21	2534250	BACHER Daniel	AUT	2004	Run 1 Run 2									
22	22	2534614	SVANCER Matej	CZE	2004	Run 1 Run 2									
23	23	2534827	ITO Ruka	JPN	2004	Run 1 Run 2									
24	24	2534071	HUDECEK Stepan	CZE	2003	Run 1 Run 2									
25	25	2534920	McDONALD Max	NZL	2004	Run 1 Run 2									
26	26	2534409	LONGINO Andrew	CAN	2002	Run 1 Run 2									

Forerunners:

F2 - BIGLER Amelie SUI F1 - VALLOTTON Sampo SUI

Progression system: The top 12 competitors (based on best run) advance to the Final.

Legend:

J Judge YB Year of Birth

REVISED

Due to bad weather conditions the Men's Freeski Slopestyle had to be rescheduled to 20.01.2020.



## Results

Résultats / Ergebnisse

Jury			Technical Data		
FIS Contest Director	OOSTDIJK Martijn	FIS	Course Name	Slopestyle Leysin Park & Pipe	
FIS Technical Delegate	GUNEY Memet	TUR	Start / Finish Altitude	2033m / 1905m	
Head Judge	FRISELL Adam	SWE	Vertical Drop / Course Length	128m / 560m	
Start Referee	CAVIN Jerome	SUI	Number of Jump Features	2	
Finish Referee	HERTIG Cedric	SUI	Number of Jibbing Features	4	
Chief of Competition	PERRET Pascal	SUI	<b>Judges</b>		
<b>Officials</b>			Judge 1	LOMSDALEN Lars	NOR
Chief of Course	MARGUET Gregoire	SUI	Judge 2	WOERLE Vinzenz	GER
Course Designer	RAVANEL Benjamin Edouard	FRA	Judge 3	SOUMET Mathieu	FRA
Course Builder	RAVANEL Benjamin Edouard	FRA			

Number of Competitors: 26, Number of NOCs: 15

Rank	Bib	FIS Code	Name	NOC Code	YB	Run	J1	J2	J3	J4	J5	J6	Score	Best Score	Race Points
------	-----	----------	------	----------	----	-----	----	----	----	----	----	----	-------	------------	-------------

### QUALIFIED TO FINAL

1	22	2534614	SVANCER Matej	CZE	2004	Run 1	90	90	93				91.00	<b>95.00</b>	
						Run 2	95	95	95				<b>95.00</b>		
2	2	2533250	MOREN Melvin	SWE	2002	Run 1	87	86	88				<b>87.00</b>	<b>87.00</b>	
						Run 2	18	16	16				16.66		
3	5	2533570	FAGAN Kiernan	USA	2002	Run 1	13	11	11				11.66	<b>83.00</b>	
						Run 2	82	85	82				<b>83.00</b>		
4	4	2533602	HENDERSON Hunter	USA	2002	Run 1	81	81	79				<b>80.33</b>	<b>80.33</b>	
						Run 2	3	4	4				3.66		
5	21	2534250	BACHER Daniel	AUT	2004	Run 1	77	78	77				<b>77.33</b>	<b>77.33</b>	
						Run 2	35	34	33				34.00		
6	14	2533952	RHYNER Nils	SUI	2002	Run 1	71	75	74				73.33	<b>76.00</b>	
						Run 2	75	75	78				<b>76.00</b>		
7	3	2532476	KOVALENKO Orest	UKR	2002	Run 1	72	70	69				70.33	<b>71.33</b>	
						Run 2	71	72	71				<b>71.33</b>		
8	11	2534919	HARRINGTON Luca	NZL	2004	Run 1	60	59	60				59.66	<b>68.33</b>	
						Run 2	68	69	68				<b>68.33</b>		
9	13	2533934	SKAUG Tevje	NOR	2002	Run 1	56	54	54				54.66	<b>67.33</b>	
						Run 2	67	68	67				<b>67.33</b>		
10	10	2532999	CIOMPI Fantin	SUI	2002	Run 1	68	67	65				<b>66.66</b>	<b>66.66</b>	
						Run 2	64	66	63				64.33		
11	19	2533501	ZEHENTNER David	GER	2003	Run 1	65	65	63				<b>64.33</b>	<b>64.33</b>	
						Run 2	13	7	9				9.66		
12	23	2534827	ITO Ruka	JPN	2004	Run 1	63	64	63				<b>63.33</b>	<b>63.33</b>	
						Run 2	10	6	12				9.33		

### NOT QUALIFIED

13	25	2534920	McDONALD Max	NZL	2004	Run 1	65	63	61				<b>63.00</b>	<b>63.00</b>	
						Run 2	31	31	35				32.33		
14	8	2534492	NORDQVIST Martin	SWE	2003	Run 1	64	62	62				<b>62.66</b>	<b>62.66</b>	
						Run 2	15	15	17				15.66		
15	15	2534308	KLEIN Jasper	GBR	2002	Run 1	62	60	61				61.00	<b>61.66</b>	
						Run 2	61	62	62				<b>61.66</b>		
16	6	2533673	BARCLAY Ben	NZL	2002	Run 1	56	57	57				56.66	<b>57.66</b>	
						Run 2	58	57	58				<b>57.66</b>		
17	26	2534409	LONGINO Andrew	CAN	2002	Run 1	55	57	55				<b>55.66</b>	<b>55.66</b>	
						Run 2	17	16	20				17.66		



## Results

Résultats / Ergebnisse

Number of Competitors: 26, Number of NOCs: 15

Rank	Bib	FIS Code	Name	NOC Code	YB	Run	J1	J2	J3	J4	J5	J6	Score	Best Score	Race Points
18	7	2534041	KLANCAR Jost	SLO	2003	Run 1	47	50	49				48.66	48.66	
						Run 2	12	6	9				9.00		
19	20	2535658	YLIHEIKKILA Sampo	FIN	2004	Run 1	44	47	44				45.00	45.00	
						Run 2	32	32	34				32.66		
20	1	2533813	FROSTAD Tormod	NOR	2002	Run 1	37	40	40				39.00	42.66	
						Run 2	43	43	42				42.66		
21	24	2534071	HUDECEK Stepan	CZE	2003	Run 1	38	37	39				38.00	38.00	
						Run 2	11	7	12				10.00		
22	17	2534541	VIDMAR Klemen	SLO	2004	Run 1	36	37	37				36.66	36.66	
						Run 2	23	20	30				24.33		
23	9	2533950	BOLINGER Nicola	SUI	2002	Run 1	18	18	14				16.66	31.66	
						Run 2	33	31	31				31.66		
24	18	2534663	WILLMOTT Brayden	CAN	2004	Run 1	23	23	28				24.66	24.66	
						Run 2	16	17	17				16.66		
25	12	2534217	GOMIS Kaditane	FRA	2002	Run 1	15	15	13				14.33	14.33	
						Run 2	15	14	14				14.33		
26	16	2534976	KAHNERT Steven	CAN	2003	Run 1	8	9	9				8.66	8.66	
						Run 2	6	4	4				4.66		

**Forerunners:**

F2 - BIGLER Amelie SUI F1 - VALLOTTON Sampo SUI

**Conditions on course:**

Qualification: CLEAR SKY Snow Temperature: -11°C / 12°F Air Temperature: -8°C / 17°F

Progression system: The top 12 competitors (based on best run) advance to the Final.


**Legend:**

θ Score discarded J Judge YB Year of Birth


LAUSANNE  
2020



YOUTH  
OLYMPIC  
GAMES



# Results Book



## FREESTYLE SKIING

Women's Freeski Big Air



## Entry List by Event

Liste d'inscriptions par épreuve / Einschreibungsliste per Event

As of MON 20 JAN 2020

Number of Competitors: 21, Number of NOCs: 11

NOC	FIS Code	Name	FIS Points	FIS Seeding Rank	Date of Birth
AUS - Australia	2532928	HARRIGAN Abi	21.50	10	6 MAY 2002
	2534500	RENNIE Mia	77.76	21	17 AUG 2003
<i>Total of 2 AUS Competitors</i>					
CAN - Canada	2534245	CLARKE Skye	47.52	7	17 OCT 2002
	2534664	HACKLER Rylee		12	28 MAR 2002
<i>Total of 2 CAN Competitors</i>					
CHI - Chile	2534343	LANGER Antonia		41	20 FEB 2003
<i>Total of 1 CHI Competitor</i>					
CHN - People's Republic of China	2534563	GU Ailing Eileen		1	3 SEP 2003
	2535355	YANG Shuorui	190.00	16	8 JAN 2004
<i>Total of 2 CHN Competitors</i>					
FRA - France	2535456	MERMILLOD BLONDIN Ivana	48.00	15	25 JUN 2004
	2535442	MICHAUD Jade	57.60	8	29 OCT 2004
<i>Total of 2 FRA Competitors</i>					
GBR - Great Britain	2534885	MUIR Kirsty	129.60	4	5 MAY 2004
<i>Total of 1 GBR Competitor</i>					
NZL - New Zealand	2534921	ANDREWS Ruby		6	29 DEC 2004
<i>Total of 1 NZL Competitor</i>					
RUS - Russian Federation	2535318	BREZGINA Alina	42.50	30	28 MAR 2004
	2534304	CHIVINA Anna	29.50	20	6 MAY 2004
<i>Total of 2 RUS Competitors</i>					
SUI - Switzerland	2537064	ANDRASKA Anouk		40	24 JAN 2004
	2535415	RAGETH Michelle	24.00		28 JUL 2003
	2537117	SJOESTEDT Elsa		43	3 OCT 2003
<i>Total of 3 SUI Competitors</i>					
SWE - Sweden	2531841	BURMANSSON Jennie-Lee	7.78	2	12 JUL 2002
	2533970	JOHANSSON Wilma	51.84	9	18 MAY 2002
<i>Total of 2 SWE Competitors</i>					
USA - United States of America	2534469	JACOBS Riley		27	14 AUG 2003
	2534629	OSINSKI Montana	56.16	14	1 APR 2003
	2535016	RICCOMINI Jenna	24.00	19	12 MAR 2004
<i>Total of 3 USA Competitors</i>					





WED 22 JAN 2020

Start Time 12:50

## Results Summary

Résumé des résultats / Ergebnisszusammenfassung

Jury			Technical Data		
FIS Contest Director	OOSTDIJK Martijn	FIS	Course Name	Leysin Big Air	
FIS Technical Delegate	GUNEY Memet	TUR	Take-off to Knoll	14m	
Head Judge	FRISELL Adam	SWE	<b>Judges</b>		
Start Referee	CAVIN Jerome	SUI	<b>Judge 1</b>	WOERLE Vinzenz	GER
Finish Referee	HERTIG Cedric	SUI	<b>Judge 2</b>	SOUMET Mathieu	FRA
Chief of Competition	PERRET Pascal	SUI	<b>Judge 3</b>	BULC Urh	SLO
<b>Officials</b>			<b>Judge 4</b>	GRATZ Tobias	AUT
Chief of Course	MARGUET Gregoire	SUI	<b>Judge 5</b>	LOMSDALEN Lars	NOR
Course Designer	RAVANEL Benjamin Edouard	FRA	<b>Judge 6</b>	COTTET Arnaud	SUI
Course Builder	RAVANEL Benjamin Edouard	FRA			

Number of Competitors: 21, Number of NOCs: 11

Rank	Bib	FIS Code	Name	NOC Code	YB	Run	J1	J2	J3	J4	J5	J6	Score	TI	Total	Race Points
------	-----	----------	------	----------	----	-----	----	----	----	----	----	----	-------	----	-------	-------------

### RESULTS FROM FINAL

1	21	2534563	GU Ailing Eileen	CHN	2003	Run 1	25	23	20	25	24	25	24.25	A	171.25	100.00
						Run 2	90	88	89	94	89	91	89.75	A		
						Run 3	80	82	82	83	80	82	81.50	B		
2	2	2534885	MUIR Kirsty	GBR	2004	Run 1	81	80	83	85	81	85	82.50	A	170.00	80.00
						Run 2	79	76	79	77	79	80	78.50	B		
						Run 3	87	86	87	90	87	89	87.50	B		
3	4	2531841	BURMANSSON Jennie-Lee	SWE	2002	Run 1	57	52	46	56	55	53	54.00	A	151.75	60.00
						Run 2	76	73	78	78	74	74	75.50	A		
						Run 3	77	75	77	76	77	75	76.25	B		
4	16	2535355	YANG Shuorui	CHN	2004	Run 1	59	57	63	60	58	60	59.25	A	137.25	50.00
						Run 2	19	15	16	23	20	44	47.50	B		
						Run 3	77	74	84	77	78	80	78.00	B		
5	6	2535016	RICCOMINI Jenna	USA	2004	Run 1	65	70	69	66	68	68	67.75	A	128.50	45.00
						Run 2	8	12	42	9	8	10	9.75	B		
						Run 3	61	60	64	60	58	62	60.75	B		
6	1	2535442	MICHAUD Jade	FRA	2004	Run 1	47	45	44	47	46	49	46.25	A	125.00	40.00
						Run 2	67	75	73	66	69	69	69.50	B		
						Run 3	55	56	57	54	53	57	55.50	A		
7	3	2533970	JOHANSSON Wilma	SWE	2002	Run 1	53	50	53	50	50	55	51.50	A	115.00	36.00
						Run 2	58	56	58	55	56	58	57.00	B		
						Run 3	61	56	55	65	55	60	58.00	A		
8	17	2534469	JACOBS Riley	USA	2003	Run 1	13	14	14	9	15	13	13.50	A	106.00	32.00
						Run 2	49	55	56	52	52	57	53.75	A		
						Run 3	55	48	48	55	53	53	52.25	B		
9	14	2534304	CHIVINA Anna	RUS	2004	Run 1	15	13	40	13	17	20	44.50	A	93.75	29.00
						Run 2	49	48	50	53	51	50	50.00	A		
						Run 3	44	45	42	45	43	46	43.75	B		
10	18	2534500	RENNIE Mia	AUS	2003	Run 1	40	12	43	10	13	10	11.25	A	25.00	26.00
						Run 2	13	13	13	16	25	44	13.75	B		
						Run 3							DNS			
11	7	2535456	MERMILLOD BLONDIN Ivana	FRA	2004	Run 1							DNS		24.00	
						Run 2							DNS			
						Run 3							DNS			
12	15	2537064	ANDRASKA Anouk	SUI	2004	Run 1							DNS		22.00	
						Run 2							DNS			
						Run 3							DNS			



## Results Summary

Résumé des résultats / Ergebnisszusammenfassung

Number of Competitors: 21, Number of NOCs: 11

Rank	Bib	FIS Code	Name	NOC Code	YB	Run	J1	J2	J3	J4	J5	J6	Score	TI	Total	Race Points
<b>RESULTS FROM QUALIFICATION</b>																
13	12	2535415	RAGETH Michelle	SUI	2003	Run 1	55	56	55				55.33		55.33	20.00
						Run 2	53	55	54				54.00			
14	8	2535318	BREZGINA Alina	RUS	2004	Run 1	48	50	49				49.00		54.00	18.00
						Run 2	54	55	53				54.00			
15	13	2532928	HARRIGAN Abi	AUS	2002	Run 1	51	54	52				52.33		52.33	16.00
						Run 2	8	10	14				10.66			
16	10	2534629	OSINSKI Montana	USA	2003	Run 1	16	16	17				16.33		30.00	15.00
						Run 2	30	30	30				30.00			
	5	2537117	SJOESTEDT Elsa	SUI	2003	Run 1							DNS		DNS	
						Run 2							DNS			
	9	2534921	ANDREWS Ruby	NZL	2004	Run 1							DNS		DNS	
						Run 2							DNS			
	11	2534245	CLARKE Skye	CAN	2002	Run 1							DNS		DNS	
						Run 2							DNS			
	19	2534343	LANGER Antonia	CHI	2003	Run 1							DNS		DNS	
						Run 2							DNS			
	20	2534664	HACKLER Rylee	CAN	2002	Run 1							DNS		DNS	
						Run 2							DNS			

Conditions on course:

Final: PARTLY CLOUDY Snow Temperature: -10°C / 13°F Air Temperature: -6°C / 22°F

Legend:							
Ø	Score discarded	A,B,C	Trick ID	DNS	Did Not Start	J	Judge
TI	Trick ID	YB	Year of Birth				



## Medallists

Médaillé(e)s / Medallienträger

Medal	Name	NOC
GOLD	GU Ailing Eileen	CHN - People's Republic of China
SILVER	MUIR Kirsty	GBR - Great Britain
BRONZE	BURMANSSON Jennie-Lee	SWE - Sweden



**Start List**

Liste de départ / Startliste

Jury			Technical Data		
<b>FIS Contest Director</b>	OOSTDIJK Martijn	FIS	<b>Course Name</b>	Leysin Big Air	
<b>FIS Technical Delegate</b>	GUNEY Memet	TUR	<b>Take-off to Knoll</b>	14m	
<b>Head Judge</b>	FRISELL Adam	SWE	<b>Judges</b>		
<b>Start Referee</b>	CAVIN Jerome	SUI	<b>Judge 1</b>	WOERLE Vinzenz	GER
<b>Finish Referee</b>	HERTIG Cedric	SUI	<b>Judge 2</b>	SOUMET Mathieu	FRA
<b>Chief of Competition</b>	PERRET Pascal	SUI	<b>Judge 3</b>	BULC Urh	SLO
<b>Officials</b>			<b>Judge 4</b>	GRATZ Tobias	AUT
<b>Chief of Course</b>	MARGUET Gregoire	SUI	<b>Judge 5</b>	LOMSDALEN Lars	NOR
<b>Course Designer</b>	RAVANEL Benjamin Edouard	FRA	<b>Judge 6</b>	COTTET Arnaud	SUI
<b>Course Builder</b>	RAVANEL Benjamin Edouard	FRA			

**Number of Competitors: 12, Number of NOCs: 8**

Start Order	Bib	FIS Code	Name	NOC Code	YB	Run	J1	J2	J3	J4	J5	J6	Score	Total	Race Points
1	15	2537064	<b>ANDRASKA Anouk</b>	SUI	2004	Run 1 Run 2 Run 3									
2	18	2534500	<b>RENNIE Mia</b>	AUS	2003	Run 1 Run 2 Run 3									
3	17	2534469	<b>JACOBS Riley</b>	USA	2003	Run 1 Run 2 Run 3									
4	3	2533970	<b>JOHANSSON Wilma</b>	SWE	2002	Run 1 Run 2 Run 3									
5	7	2535456	<b>MERMILLOD BLONDIN Ivana</b>	FRA	2004	Run 1 Run 2 Run 3									
6	14	2534304	<b>CHIVINA Anna</b>	RUS	2004	Run 1 Run 2 Run 3									
7	16	2535355	<b>YANG Shuorui</b>	CHN	2004	Run 1 Run 2 Run 3									
8	1	2535442	<b>MICHAUD Jade</b>	FRA	2004	Run 1 Run 2 Run 3									
9	6	2535016	<b>RICCOMINI Jenna</b>	USA	2004	Run 1 Run 2 Run 3									
10	2	2534885	<b>MUIR Kirsty</b>	GBR	2004	Run 1 Run 2 Run 3									
11	4	2531841	<b>BURMANSSON Jennie-Lee</b>	SWE	2002	Run 1 Run 2 Run 3									
12	21	2534563	<b>GU Ailing Eileen</b>	CHN	2003	Run 1 Run 2 Run 3									

**Progression system:** Competitors start in reverse order of their qualification results.



**Start List**

Liste de départ / Startliste

**Number of Competitors: 12, Number of NOCs: 8**

Start Order	Bib	FIS Code	Name	NOC Code	YB	Run	J1	J2	J3	J4	J5	J6	Score	Total	Race Points
-------------	-----	----------	------	----------	----	-----	----	----	----	----	----	----	-------	-------	-------------

<b>Legend:</b>			
J	Judge	YB	Year of Birth



**Start List**

Liste de départ / Startliste

Jury			Technical Data		
<b>FIS Contest Director</b>	OOSTDIJK Martijn	FIS	<b>Course Name</b>	Leysin Big Air	
<b>FIS Technical Delegate</b>	GUNEY Memet	TUR	<b>Take-off to Knoll</b>	14m	
<b>Head Judge</b>	FRISELL Adam	SWE	<b>Judges</b>		
<b>Start Referee</b>	CAVIN Jerome	SUI	<b>Judge 1</b>	WOERLE Vinzenz	GER
<b>Finish Referee</b>	HERTIG Cedric	SUI	<b>Judge 2</b>	SOUMET Mathieu	FRA
<b>Chief of Competition</b>	PERRET Pascal	SUI	<b>Judge 3</b>	BULC Urh	SLO
<b>Officials</b>			<b>Judge 4</b>	GRATZ Tobias	AUT
<b>Chief of Course</b>	MARGUET Gregoire	SUI	<b>Judge 5</b>	LOMSDALEN Lars	NOR
<b>Course Designer</b>	RAVANEL Benjamin Edouard	FRA	<b>Judge 6</b>	COTTET Arnaud	SUI
<b>Course Builder</b>	RAVANEL Benjamin Edouard	FRA			

**Number of Competitors: 12, Number of NOCs: 8**

Start Order	Bib	FIS Code	Name	NOC Code	YB	Run	J1	J2	J3	J4	J5	J6	Score	TI	Total	Race Points
1	15	2537064	ANDRASKA Anouk	SUI	2004	Run 1							DNS			
						Run 2							DNS			
						Run 3										
2	7	2535456	MERMILLOD BLONDIN Ivana	FRA	2004	Run 1							DNS			
						Run 2							DNS			
						Run 3										
3	18	2534500	RENNIE Mia	AUS	2003	Run 1	40	12	43	10	13	10	11.25	A	25.00	
						Run 2	13	13	13	16	25	44	13.75	B		
						Run 3										
4	14	2534304	CHIVINA Anna	RUS	2004	Run 1	15	13	40	13	17	20	44.50	A	50.00	
						Run 2	49	48	50	53	51	50	50.00	A		
						Run 3										
5	17	2534469	JACOBS Riley	USA	2003	Run 1	13	14	14	9	45	13	43.50	A	53.75	
						Run 2	49	55	56	52	52	57	53.75	A		
						Run 3										
6	4	2531841	BURMANSSON Jennie-Lee	SWE	2002	Run 1	57	52	46	56	55	53	54.00	A	75.50	
						Run 2	76	73	78	78	74	74	75.50	A		
						Run 3										
7	16	2535355	YANG Shuorui	CHN	2004	Run 1	59	57	63	60	58	60	59.25	A	76.75	
						Run 2	19	15	16	23	20	44	17.50	B		
						Run 3										
8	6	2535016	RICCOMINI Jenna	USA	2004	Run 1	65	70	69	66	68	68	67.75	A	77.50	
						Run 2	8	12	42	9	8	10	9.75	B		
						Run 3										
9	21	2534563	GU Ailing Eileen	CHN	2003	Run 1	25	23	20	25	24	25	24.25	A	89.75	
						Run 2	90	88	89	94	89	91	89.75	A		
						Run 3										
10	3	2533970	JOHANSSON Wilma	SWE	2002	Run 1	53	50	53	50	50	55	51.50	A	108.50	
						Run 2	58	56	58	55	56	58	57.00	B		
						Run 3										
11	1	2535442	MICHAUD Jade	FRA	2004	Run 1	47	45	44	47	46	49	46.25	A	115.75	
						Run 2	67	75	73	66	69	69	69.50	B		
						Run 3										
12	2	2534885	MUIR Kirsty	GBR	2004	Run 1	81	80	83	85	81	85	82.50	A	161.00	
						Run 2	79	76	79	77	79	80	78.50	B		
						Run 3										

**Progression system:** Competitors start in reverse order of their ranking after two runs.



**WED 22 JAN 2020**

Start Time 12:50 / Endtime: 13:20

**Freestyle Skiing**

Ski acrobatique / Freestyle Ski

**Women's Freeski Big Air**

Freeski big air femmes / Freeski Big Air der Frauen

**Run 3**

Finale Manche 3 / 3. Finallauf



**Start List**

Liste de départ / Startliste

**Number of Competitors: 12, Number of NOCs: 8**

Start Order	Bib	FIS Code	Name	NOC Code	YB	Run	J1	J2	J3	J4	J5	J6	Score	TI	Total	Race Points
-------------	-----	----------	------	----------	----	-----	----	----	----	----	----	----	-------	----	-------	-------------

<b>Legend:</b>	<b>DNS</b>	Did Not Start	<b>J</b>	Judge	<b>YB</b>	Year of Birth
----------------	------------	---------------	----------	-------	-----------	---------------



**Results**  
Résultats / Ergebnisse

Jury			Technical Data		
FIS Contest Director	OOSTDIJK Martijn	FIS	Course Name	Leysin Big Air	
FIS Technical Delegate	GUNEY Memet	TUR	Take-off to Knoll	14m	
Head Judge	FRISELL Adam	SWE	<b>Judges</b>		
Start Referee	CAVIN Jerome	SUI	Judge 1	WOERLE Vinzenz	GER
Finish Referee	HERTIG Cedric	SUI	Judge 2	SOUMET Mathieu	FRA
Chief of Competition	PERRET Pascal	SUI	Judge 3	BULC Urh	SLO
<b>Officials</b>			Judge 4	GRATZ Tobias	AUT
Chief of Course	MARGUET Gregoire	SUI	Judge 5	LOMSDALEN Lars	NOR
Course Designer	RAVANEL Benjamin Edouard	FRA	Judge 6	COTTET Arnaud	SUI
Course Builder	RAVANEL Benjamin Edouard	FRA			

Number of Competitors: 12, Number of NOCs: 8

Rank	Bib	FIS Code	Name	NOC Code	YB	Run	J1	J2	J3	J4	J5	J6	Score	TI	Total	Race Points
1	21	2534563	GU Ailing Eileen	CHN	2003	Run 1	25	23	20	25	24	25	24.25	A	171.25	
						Run 2	90	88	89	94	89	91	89.75	A		
						Run 3	80	82	82	83	80	82	81.50	B		
2	2	2534885	MUIR Kirsty	GBR	2004	Run 1	81	80	83	85	81	85	82.50	A	170.00	
						Run 2	79	76	79	77	79	80	78.50	B		
						Run 3	87	86	87	90	87	89	87.50	B		
3	4	2531841	BURMANSSON Jennie-Lee	SWE	2002	Run 1	57	52	46	56	55	53	54.00	A	151.75	
						Run 2	76	73	78	78	74	74	75.50	A		
						Run 3	77	75	77	76	77	75	76.25	B		
4	16	2535355	YANG Shuorui	CHN	2004	Run 1	59	57	63	60	58	60	59.25	A	137.25	
						Run 2	19	15	16	23	20	44	17.50	B		
						Run 3	77	74	84	77	78	80	78.00	B		
5	6	2535016	RICCOMINI Jenna	USA	2004	Run 1	65	70	69	66	68	68	67.75	A	128.50	
						Run 2	8	12	42	9	8	10	9.75	B		
						Run 3	61	60	64	60	58	62	60.75	B		
6	1	2535442	MICHAUD Jade	FRA	2004	Run 1	47	45	44	47	46	49	46.25	A	125.00	
						Run 2	67	75	73	66	69	69	69.50	B		
						Run 3	55	56	57	54	53	57	55.50	A		
7	3	2533970	JOHANSSON Wilma	SWE	2002	Run 1	53	50	53	50	50	55	51.50	A	115.00	
						Run 2	58	56	58	55	56	58	57.00	B		
						Run 3	61	56	55	65	55	60	58.00	A		
8	17	2534469	JACOBS Riley	USA	2003	Run 1	13	14	14	9	15	13	13.50	A	106.00	
						Run 2	49	55	56	52	52	57	53.75	A		
						Run 3	55	48	48	55	53	53	52.25	B		
9	14	2534304	CHIVINA Anna	RUS	2004	Run 1	15	13	40	13	17	20	14.50	A	93.75	
						Run 2	49	48	50	53	51	50	50.00	A		
						Run 3	44	45	42	45	43	46	43.75	B		
10	18	2534500	RENNIE Mia	AUS	2003	Run 1	40	12	43	10	13	10	11.25	A	25.00	
						Run 2	13	13	13	16	25	44	13.75	B		
						Run 3							DNS			
11	7	2535456	MERMILLOD BLONDIN Ivana	FRA	2004	Run 1							DNS			
						Run 2							DNS			
						Run 3							DNS			
12	15	2537064	ANDRASKA Anouk	SUI	2004	Run 1							DNS			
						Run 2							DNS			
						Run 3							DNS			

Conditions on course:

Final: SUNNY Snow Temperature: -4°C / 25°F Air Temperature: -1°C / 30°F





## Results

Résultats / Ergebnisse

Number of Competitors: 12, Number of NOCs: 8

Rank	Bib	FIS Code	Name	NOC Code	YB	Run	J1	J2	J3	J4	J5	J6	Score	TI	Total	Race Points
------	-----	----------	------	----------	----	-----	----	----	----	----	----	----	-------	----	-------	-------------

**Progression system:** Competitors start in reverse order of their qualification results.

Legend:							
Ø	Score discarded	A,B,C	Trick ID	DNS	Did Not Start	J	Judge
TI	Trick ID	YB	Year of Birth				



**Start List**

Liste de départ / Startliste

Jury			Technical Data		
<b>FIS Contest Director</b>	OOSTDIJK Martijn	FIS	<b>Course Name</b>	Leysin Big Air	
<b>FIS Technical Delegate</b>	GUNEY Memet	TUR	<b>Take-off to Knoll</b>	14m	
<b>Head Judge</b>	LOMSDALEN Lars	NOR	<b>Judges</b>		
<b>Start Referee</b>	CAVIN Jerome	SUI	<b>Judge 1</b>	LOMSDALEN Lars	NOR
<b>Finish Referee</b>	HERTIG Cedric	SUI	<b>Judge 2</b>	WOERLE Vinzenz	GER
<b>Chief of Competition</b>	PERRET Pascal	SUI	<b>Judge 3</b>	SOUMET Mathieu	FRA
<b>Officials</b>					
<b>Chief of Course</b>	MARGUET Gregoire	SUI			
<b>Course Designer</b>	RAVANEL Benjamin Edouard	FRA			
<b>Course Builder</b>	RAVANEL Benjamin Edouard	FRA			

**Number of Competitors: 21, Number of NOCs: 11**

Start Order	Bib	FIS Code	Name	NOC Code	YB	Run	J1	J2	J3	J4	J5	J6	Score	Best Score	Race Points
1	1	2535442	MICHAUD Jade	FRA	2004	Run 1 Run 2									
2	2	2534885	MUIR Kirsty	GBR	2004	Run 1 Run 2									
3	3	2533970	JOHANSSON Wilma	SWE	2002	Run 1 Run 2									
4	4	2531841	BURMANSSON Jennie-Lee	SWE	2002	Run 1 Run 2									
5	5	2537117	SJOESTEDT Elsa	SUI	2003	Run 1 Run 2									
6	6	2535016	RICCOMINI Jenna	USA	2004	Run 1 Run 2									
7	7	2535456	MERMILLOD BLONDIN Ivana	FRA	2004	Run 1 Run 2									
8	8	2535318	BREZGINA Alina	RUS	2004	Run 1 Run 2									
9	9	2534921	ANDREWS Ruby	NZL	2004	Run 1 Run 2									
10	10	2534629	OSINSKI Montana	USA	2003	Run 1 Run 2									
11	11	2534245	CLARKE Skye	CAN	2002	Run 1 Run 2									
12	12	2535415	RAGETH Michelle	SUI	2003	Run 1 Run 2									
13	13	2532928	HARRIGAN Abi	AUS	2002	Run 1 Run 2									
14	14	2534304	CHIVINA Anna	RUS	2004	Run 1 Run 2									
15	15	2537064	ANDRASKA Anouk	SUI	2004	Run 1 Run 2									
16	16	2535355	YANG Shuorui	CHN	2004	Run 1 Run 2									
17	17	2534469	JACOBS Riley	USA	2003	Run 1 Run 2									



**Start List**

Liste de départ / Startliste

**Number of Competitors: 21, Number of NOCs: 11**

Start Order	Bib	FIS Code	Name	NOC Code	YB	Run	J1	J2	J3	J4	J5	J6	Score	Best Score	Race Points
18	18	2534500	RENNIE Mia	AUS	2003	Run 1 Run 2									
19	19	2534343	LANGER Antonia	CHI	2003	Run 1 Run 2									
20	20	2534664	HACKLER Rylee	CAN	2002	Run 1 Run 2									
21	21	2534563	GU Ailing Eileen	CHN	2003	Run 1 Run 2									

**Progression system:** The top 12 competitors (based on best run) advance to the Final.

<b>Legend:</b>			
J	Judge	YB	Year of Birth



**Results**  
Résultats / Ergebnisse

Jury			Technical Data		
<b>FIS Contest Director</b>	OOSTDIJK Martijn	FIS	<b>Course Name</b>	Leysin Big Air	
<b>FIS Technical Delegate</b>	GUNEY Memet	TUR	<b>Take-off to Knoll</b>	14m	
<b>Head Judge</b>	LOMSDALEN Lars	NOR	<b>Judges</b>		
<b>Start Referee</b>	CAVIN Jerome	SUI	<b>Judge 1</b>	LOMSDALEN Lars	NOR
<b>Finish Referee</b>	HERTIG Cedric	SUI	<b>Judge 2</b>	WOERLE Vinzenz	GER
<b>Chief of Competition</b>	PERRET Pascal	SUI	<b>Judge 3</b>	SOUMET Mathieu	FRA
<b>Officials</b>					
<b>Chief of Course</b>	MARGUET Gregoire	SUI			
<b>Course Designer</b>	RAVANEL Benjamin Edouard	FRA			
<b>Course Builder</b>	RAVANEL Benjamin Edouard	FRA			

Number of Competitors: 21, Number of NOCs: 11

Rank	Bib	FIS Code	Name	NOC Code	YB	Run	J1	J2	J3	J4	J5	J6	Score	Best Score	Race Points
------	-----	----------	------	----------	----	-----	----	----	----	----	----	----	-------	------------	-------------

**QUALIFIED TO FINAL**

1	21	2534563	GU Ailing Eileen	CHN	2003	Run 1	76	76	77				76.33	<b>91.33</b>	
						Run 2	92	90	92				<b>91.33</b>		
2	4	2531841	BURMANSSON Jennie-Lee	SWE	2002	Run 1	86	85	86				<b>85.66</b>	<b>85.66</b>	
						Run 2	83	82	84				83.00		
3	2	2534885	MUIR Kirsty	GBR	2004	Run 1	82	80	82				<b>81.33</b>	<b>81.33</b>	
						Run 2	68	70	68				68.66		
4	6	2535016	RICCOMINI Jenna	USA	2004	Run 1	78	77	78				<b>77.66</b>	<b>77.66</b>	
						Run 2	65	66	63				64.66		
5	1	2535442	MICHAUD Jade	FRA	2004	Run 1	75	75	76				<b>75.33</b>	<b>75.33</b>	
						Run 2	21	18	19				19.33		
6	16	2535355	YANG Shuorui	CHN	2004	Run 1	68	68	67				<b>67.66</b>	<b>67.66</b>	
						Run 2	26	23	23				24.00		
7	14	2534304	CHIVINA Anna	RUS	2004	Run 1	58	58	58				58.00	<b>67.33</b>	<b>67.33</b>
						Run 2	68	66	68				<b>67.33</b>		
8	7	2535456	MERMILLOD BLONDIN Ivana	FRA	2004	Run 1	40	40	40				40.00	<b>67.00</b>	<b>67.00</b>
						Run 2	67	67	67				<b>67.00</b>		
9	3	2533970	JOHANSSON Wilma	SWE	2002	Run 1	64	63	64				63.66	<b>65.66</b>	<b>65.66</b>
						Run 2	66	65	66				<b>65.66</b>		
10	17	2534469	JACOBS Riley	USA	2003	Run 1	61	60	61				60.66	<b>63.00</b>	<b>63.00</b>
						Run 2	63	63	63				<b>63.00</b>		
11	18	2534500	RENNIE Mia	AUS	2003	Run 1	59	59	60				<b>59.33</b>	<b>59.33</b>	
						Run 2	19	18	20				19.00		
12	15	2537064	ANDRASKA Anouk	SUI	2004	Run 1	35	34	35				34.66	<b>58.00</b>	<b>58.00</b>
						Run 2	58	58	58				<b>58.00</b>		

**NOT QUALIFIED**

13	12	2535415	RAGETH Michelle	SUI	2003	Run 1	55	56	55				<b>55.33</b>	<b>55.33</b>	
						Run 2	53	55	54				54.00		
14	8	2535318	BREZGINA Alina	RUS	2004	Run 1	48	50	49				49.00	<b>54.00</b>	<b>54.00</b>
						Run 2	54	55	53				<b>54.00</b>		
15	13	2532928	HARRIGAN Abi	AUS	2002	Run 1	51	54	52				<b>52.33</b>	<b>52.33</b>	
						Run 2	8	10	14				10.66		
16	10	2534629	OSINSKI Montana	USA	2003	Run 1	16	16	17				16.33	<b>30.00</b>	<b>30.00</b>
						Run 2	30	30	30				<b>30.00</b>		
	5	2537117	SJOESTEDT Elsa	SUI	2003	Run 1							DNS	<b>DNS</b>	<b>DNS</b>
						Run 2							DNS		



## Results

Résultats / Ergebnisse

Number of Competitors: 21, Number of NOCs: 11

Rank	Bib	FIS Code	Name	NOC Code	YB	Run	J1	J2	J3	J4	J5	J6	Score	Best Score	Race Points
	9	2534921	ANDREWS Ruby	NZL	2004	Run 1							DNS	DNS	
						Run 2							DNS		
	11	2534245	CLARKE Skye	CAN	2002	Run 1							DNS	DNS	
						Run 2							DNS		
	19	2534343	LANGER Antonia	CHI	2003	Run 1							DNS	DNS	
						Run 2							DNS		
	20	2534664	HACKLER Rylee	CAN	2002	Run 1							DNS	DNS	
						Run 2							DNS		

**Conditions on course:**

Qualification: PARTLY CLOUDY    Snow Temperature: -10°C / 13°F    Air Temperature: -6°C / 22°F


Progression system: The top 12 competitors (based on best run) advance to the Final.

Legend:	θ	Score discarded	DNS	Did Not Start	J	Judge	YB	Year of Birth
---------	---	-----------------	-----	---------------	---	-------	----	---------------

LAUSANNE  
2020



YOUTH  
OLYMPIC  
GAMES



# Results Book



## FREESTYLE SKIING

Men's Freeski Big Air



**Entry List by Event**

Liste d'inscriptions par épreuve / Einschreibungsliste per Event

As of TUE 21 JAN 2020

**Number of Competitors: 26, Number of NOCs: 15**

NOC	FIS Code	Name	FIS Points	FIS Seeding Rank	Date of Brith
<b>AUT - Austria</b>	2534250	BACHER Daniel	15.12	26	17 DEC 2004
<i>Total of 1 AUT Competitor</i>					
<b>CAN - Canada</b>	2534976	KAHNERT Steven		205	10 FEB 2003
	2534409	LONGINO Andrew		75	18 JUL 2002
	2534663	WILLMOTT Brayden	1.58	45	14 JAN 2004
<i>Total of 3 CAN Competitors</i>					
<b>CZE - Czech Republic</b>	2534071	HUDECEK Stepan	19.10	32	20 OCT 2003
	2534614	SVANCER Matej	145.00	24	26 MAR 2004
<i>Total of 2 CZE Competitors</i>					
<b>FIN - Finland</b>	2535658	YLIHEIKKILA Sampo	24.00	63	9 NOV 2004
<i>Total of 1 FIN Competitor</i>					
<b>FRA - France</b>	2534217	GOMIS Kaditane	28.15	33	4 AUG 2002
<i>Total of 1 FRA Competitor</i>					
<b>GBR - Great Britain</b>	2534308	KLEIN Jasper	41.85	52	2 MAR 2002
<i>Total of 1 GBR Competitor</i>					
<b>GER - Germany</b>	2533501	ZEHENTNER David	50.90	29	15 APR 2003
<i>Total of 1 GER Competitor</i>					
<b>JPN - Japan</b>	2534827	ITO Ruka	36.25	20	21 FEB 2004
<i>Total of 1 JPN Competitor</i>					
<b>NOR - Norway</b>	2533934	SKAUG Tevje	88.20	23	6 AUG 2002
	2533813	FROSTAD Tormod	124.20	15	29 AUG 2002
<i>Total of 2 NOR Competitors</i>					
<b>NZL - New Zealand</b>	2533673	BARCLAY Ben	71.00	14	4 FEB 2002
	2534919	HARRINGTON Luca	27.65	19	19 FEB 2004
	2534920	McDONALD Max		53	8 FEB 2004
<i>Total of 3 NZL Competitors</i>					
<b>SLO - Slovenia</b>	2534041	KLANCAR Jost	52.00	121	7 MAR 2003
	2534541	VIDMAR Klemen	16.82	150	4 FEB 2004
<i>Total of 2 SLO Competitors</i>					



## Entry List by Event

Liste d'inscriptions par épreuve / Einschreibungsliste per Event

As of TUE 21 JAN 2020

Number of Competitors: 26, Number of NOCs: 15

NOC	FIS Code	Name	FIS Points	FIS Seeding Rank	Date of Birth
<b>SUI - Switzerland</b>	2533950	BOLINGER Nicola	34.56	22	20 APR 2002
	2532999	CIOMPI Fantin	41.36	68	9 JUL 2002
	2533952	RHYNER Nils	133.00	18	20 DEC 2002
<i>Total of 3 SUI Competitors</i>					
<b>SWE - Sweden</b>	2533250	MOREN Melvin	51.84	7	24 JUL 2002
	2534492	NORDQVIST Martin	70.10	180	13 SEP 2003
<i>Total of 2 SWE Competitors</i>					
<b>UKR - Ukraine</b>	2532476	KOVALENKO Orest	19.44	10	11 JAN 2002
<i>Total of 1 UKR Competitor</i>					
<b>USA - United States of America</b>	2533570	FAGAN Kiernan	254.00	1	18 JAN 2002
	2533602	HENDERSON Hunter	60.00	4	28 DEC 2002
<i>Total of 2 USA Competitors</i>					





## Results Summary

Résumé des résultats / Ergebnisszusammenfassung

Jury			Technical Data		
FIS Contest Director	OOSTDIJK Martijn	FIS	Course Name	Leysin Big Air	
FIS Technical Delegate	GUNEY Memet	TUR	Take-off to Knoll	14m	
Head Judge	FRISELL Adam	SWE	<b>Judges</b>		
Start Referee	CAVIN Jerome	SUI	Judge 1	WOERLE Vinzenz	GER
Finish Referee	HERTIG Cedric	SUI	Judge 2	SOUMET Mathieu	FRA
Chief of Competition	PERRET Pascal	SUI	Judge 3	BULC Urh	SLO
<b>Officials</b>			Judge 4	GRATZ Tobias	AUT
Chief of Course	MARGUET Gregoire	SUI	Judge 5	LOMSDALEN Lars	NOR
Course Designer	RAVANEL Benjamin Edouard	FRA	Judge 6	COTTET Arnaud	SUI
Course Builder	RAVANEL Benjamin Edouard	FRA			

Number of Competitors: 26, Number of NOCs: 15

Rank	Bib	FIS Code	Name	NOC Code	YB	Run	J1	J2	J3	J4	J5	J6	Score	TI	Total	Race Points
------	-----	----------	------	----------	----	-----	----	----	----	----	----	----	-------	----	-------	-------------

### RESULTS FROM FINAL

1	10	2534614	SVANCER Matej	CZE	2004	Run 1	94	93	91	92	91	92	91.50	A	186.00	150.00
						Run 2	78	76	79	78	77	84	78.00	B		
						Run 3	95	97	94	96	93	92	94.50	B		
2	2	2533570	FAGAN Kiernan	USA	2002	Run 1	89	87	89	90	89	88	88.75	A	183.00	120.00
						Run 2	94	95	92	95	95	93	94.25	B		
						Run 3	88	85	88	87	87	86	87.00	A		
3	1	2532476	KOVALENKO Orest	UKR	2002	Run 1	84	83	85	83	84	83	83.25	A	179.50	90.00
						Run 2	87	94	86	85	86	87	86.50	B		
						Run 3	94	94	92	93	92	93	93.00	A		
4	4	2533602	HENDERSON Hunter	USA	2002	Run 1	90	88	88	90	90	94	89.50	A	175.25	75.00
						Run 2	47	44	44	42	42	46	43.50	B		
						Run 3	85	86	88	87	84	85	85.75	B		
5	5	2533813	FROSTAD Tormod	NOR	2002	Run 1	85	85	87	83	82	82	83.75	A	172.25	67.50
						Run 2	26	20	28	27	28	25	26.50	B		
						Run 3	89	88	87	88	89	90	88.50	B		
6	9	2534250	BACHER Daniel	AUT	2004	Run 1	79	78	80	80	84	78	79.25	A	156.25	60.00
						Run 2	76	80	79	76	77	70	77.00	B		
						Run 3	9	17	20	20	4	13	14.75	A		
7	26	2533501	ZEHENTNER David	GER	2003	Run 1	62	66	63	65	59	70	64.00	A	148.00	54.00
						Run 2	70	70	70	70	72	70	70.00	B		
						Run 3	77	76	82	80	78	77	78.00	A		
8	3	2533250	MOREN Melvin	SWE	2002	Run 1	89	90	88	89	89	90	89.25	A	134.25	48.00
						Run 2	46	46	44	45	43	45	45.00	B		
						Run 3	26	18	23	28	24	23	24.00	B		
9	7	2534308	KLEIN Jasper	GBR	2002	Run 1	60	62	59	60	63	63	61.25	A	133.75	43.50
						Run 2	72	71	75	74	73	69	72.50	B		
						Run 3	36	42	38	34	37	34	36.25	A		
10	13	2533934	SKAUG Tevje	NOR	2002	Run 1	75	72	77	78	78	74	76.00	A	117.00	39.00
						Run 2	41	40	40	42	40	40	40.25	B		
						Run 3	43	41	41	41	40	41	41.00	B		
11	22	2534071	HUDECEK Stepan	CZE	2003	Run 1	43	45	45	42	43	40	43.25	A	73.25	36.00
						Run 2	19	13	18	20	20	20	19.25	B		
						Run 3	34	30	30	30	30	30	30.00	B		
12	20	2534919	HARRINGTON Luca	NZL	2004	Run 1	25	14	22	26	24	24	23.75	A	25.25	33.00
						Run 2	27	20	28	29	26	20	25.25	A		
						Run 3							DNS			



## Results Summary

Résumé des résultats / Ergebnisszusammenfassung

Number of Competitors: 26, Number of NOCs: 15

Rank	Bib	FIS Code	Name	NOC Code	YB	Run	J1	J2	J3	J4	J5	J6	Score	TI	Total	Race Points
<b>RESULTS FROM QUALIFICATION</b>																
13	11	2533950	BOLINGER Nicola	SUI	2002	Run 1	73	70	78	75	72	70	<b>72.50</b>		<b>72.50</b>	30.00
						Run 2	59	59	60	56	55	63	58.50			
14	17	2535658	YLIHEIKKILA Sampo	FIN	2004	Run 1	72	69	75	72	68	72	<b>71.25</b>		<b>71.25</b>	27.00
						Run 2	14	16	20	14	14	40	14.50			
15	6	2533673	BARCLAY Ben	NZL	2002	Run 1	70	67	69	74	68	60	<b>68.50</b>		<b>68.50</b>	24.00
						Run 2	57	52	60	54	64	56	56.75			
16	8	2534827	ITO Ruka	JPN	2004	Run 1	60	56	62	58	60	63	60.00		<b>62.25</b>	22.50
						Run 2	62	59	65	65	59	63	<b>62.25</b>			
17	15	2534041	KLANCAR Jost	SLO	2003	Run 1	55	55	59	57	55	57	<b>56.00</b>		<b>56.00</b>	21.00
						Run 2	12	13	13	11	8	43	12.25			
18	21	2534541	VIDMAR Klemen	SLO	2004	Run 1	54	53	56	50	60	57	<b>55.00</b>		<b>55.00</b>	19.50
						Run 2	56	48	56	49	46	53	51.50			
19	12	2533952	RHYNER Nils	SUI	2002	Run 1	57	50	58	52	50	57	<b>54.00</b>		<b>54.00</b>	18.00
						Run 2	44	65	48	42	43	42	43.75			
20	18	2534492	NORDQVIST Martin	SWE	2003	Run 1	30	40	33	31	31	35	32.50		<b>53.50</b>	16.50
						Run 2	52	59	50	52	51	60	<b>53.50</b>			
21	19	2534409	LONGINO Andrew	CAN	2002	Run 1	33	42	34	32	32	36	33.75		<b>50.00</b>	15.00
						Run 2	47	52	49	50	49	53	<b>50.00</b>			
22	14	2534217	GOMIS Kaditane	FRA	2002	Run 1	49	44	52	48	48	52	<b>49.25</b>		<b>49.25</b>	13.50
						Run 2	13	15	19	20	42	24	16.75			
23	24	2532999	CIOMPI Fantin	SUI	2002	Run 1	19	46	22	27	26	28	23.50		<b>24.25</b>	12.00
						Run 2	23	49	26	27	25	23	<b>24.25</b>			
24	23	2534976	KAHNERT Steven	CAN	2003	Run 1	15	13	15	40	14	47	14.25		<b>17.75</b>	10.50
						Run 2	17	19	46	19	16	20	<b>17.75</b>			
	16	2534663	WILLMOTT Brayden	CAN	2004	Run 1							DNS		<b>DNS</b>	
						Run 2							DNS			
	25	2534920	McDONALD Max	NZL	2004	Run 1							DNS		<b>DNS</b>	
						Run 2							DNS			

Conditions on course:

Final: SUNNY Snow Temperature: -4°C / 25°F Air Temperature: -15°C / 5°F

Legend:							
Ø	Score discarded	A,B,C	Trick ID	DNS	Did Not Start	J	Judge
TI	Trick ID	YB	Year of Birth				



## Medallists

Médaillé(e)s / Medallienträger

Medal	Name	NOC
GOLD	SVANCER Matej	CZE - Czech Republic
SILVER	FAGAN Kiernan	USA - United States of America
BRONZE	KOVALENKO Orest	UKR - Ukraine



**Start List**

Liste de départ / Startliste

Jury			Technical Data		
<b>FIS Contest Director</b>	OOSTDIJK Martijn	FIS	<b>Course Name</b>	Leysin Big Air	
<b>FIS Technical Delegate</b>	GUNEY Memet	TUR	<b>Take-off to Knoll</b>	14m	
<b>Head Judge</b>	FRISELL Adam	SWE	<b>Judges</b>		
<b>Start Referee</b>	CAVIN Jerome	SUI	<b>Judge 1</b>	WOERLE Vinzenz	GER
<b>Finish Referee</b>	HERTIG Cedric	SUI	<b>Judge 2</b>	SOUMET Mathieu	FRA
<b>Chief of Competition</b>	PERRET Pascal	SUI	<b>Judge 3</b>	BULC Urh	SLO
<b>Officials</b>			<b>Judge 4</b>	GRATZ Tobias	AUT
<b>Chief of Course</b>	MARGUET Gregoire	SUI	<b>Judge 5</b>	LOMSDALEN Lars	NOR
<b>Course Designer</b>	RAVANEL Benjamin Edouard	FRA	<b>Judge 6</b>	COTTET Arnaud	SUI
<b>Course Builder</b>	RAVANEL Benjamin Edouard	FRA			

**Number of Competitors: 12, Number of NOCs: 9**

Start Order	Bib	FIS Code	Name	NOC Code	YB	Run	J1	J2	J3	J4	J5	J6	Score	Total	Race Points
1	26	2533501	<b>ZEHENTNER David</b>	GER	2003	Run 1 Run 2 Run 3									
2	13	2533934	<b>SKAUG Tevje</b>	NOR	2002	Run 1 Run 2 Run 3									
3	7	2534308	<b>KLEIN Jasper</b>	GBR	2002	Run 1 Run 2 Run 3									
4	9	2534250	<b>BACHER Daniel</b>	AUT	2004	Run 1 Run 2 Run 3									
5	10	2534614	<b>SVANCER Matej</b>	CZE	2004	Run 1 Run 2 Run 3									
6	22	2534071	<b>HUDECEK Stepan</b>	CZE	2003	Run 1 Run 2 Run 3									
7	2	2533570	<b>FAGAN Kiernan</b>	USA	2002	Run 1 Run 2 Run 3									
8	1	2532476	<b>KOVALENKO Orest</b>	UKR	2002	Run 1 Run 2 Run 3									
9	20	2534919	<b>HARRINGTON Luca</b>	NZL	2004	Run 1 Run 2 Run 3									
10	3	2533250	<b>MOREN Melvin</b>	SWE	2002	Run 1 Run 2 Run 3									
11	5	2533813	<b>FROSTAD Tormod</b>	NOR	2002	Run 1 Run 2 Run 3									
12	4	2533602	<b>HENDERSON Hunter</b>	USA	2002	Run 1 Run 2 Run 3									

**Progression system:** Competitors start in reverse order of their qualification results.



**Start List**

Liste de départ / Startliste

**Number of Competitors: 12, Number of NOCs: 9**

Start Order	Bib	FIS Code	Name	NOC Code	YB	Run	J1	J2	J3	J4	J5	J6	Score	Total	Race Points
-------------	-----	----------	------	----------	----	-----	----	----	----	----	----	----	-------	-------	-------------

<b>Legend:</b>			
J	Judge	YB	Year of Birth



**Start List**

Liste de départ / Startliste

Jury			Technical Data		
<b>FIS Contest Director</b>	OOSTDIJK Martijn	FIS	<b>Course Name</b>	Leysin Big Air	
<b>FIS Technical Delegate</b>	GUNEY Memet	TUR	<b>Take-off to Knoll</b>	14m	
<b>Head Judge</b>	FRISELL Adam	SWE	<b>Judges</b>		
<b>Start Referee</b>	CAVIN Jerome	SUI	<b>Judge 1</b>	WOERLE Vinzenz	GER
<b>Finish Referee</b>	HERTIG Cedric	SUI	<b>Judge 2</b>	SOUMET Mathieu	FRA
<b>Chief of Competition</b>	PERRET Pascal	SUI	<b>Judge 3</b>	BULC Urh	SLO
<b>Officials</b>			<b>Judge 4</b>	GRATZ Tobias	AUT
<b>Chief of Course</b>	MARGUET Gregoire	SUI	<b>Judge 5</b>	LOMSDALEN Lars	NOR
<b>Course Designer</b>	RAVANEL Benjamin Edouard	FRA	<b>Judge 6</b>	COTTET Arnaud	SUI
<b>Course Builder</b>	RAVANEL Benjamin Edouard	FRA			

**Number of Competitors: 12, Number of NOCs: 9**

Start Order	Bib	FIS Code	Name	NOC Code	YB	Run	J1	J2	J3	J4	J5	J6	Score	TI	Total	Race Points
1	20	2534919	HARRINGTON Luca	NZL	2004	Run 1	25	14	22	26	24	24	23.75	A	25.25	
						Run 2	27	20	28	29	26	20	25.25	A		
						Run 3										
2	22	2534071	HUDECEK Stepan	CZE	2003	Run 1	43	45	45	42	43	40	43.25	A	62.50	
						Run 2	19	13	18	20	20	20	19.25	B		
						Run 3										
3	5	2533813	FROSTAD Tormod	NOR	2002	Run 1	85	85	87	83	82	82	83.75	A	110.25	
						Run 2	26	20	28	27	28	25	26.50	B		
						Run 3										
4	13	2533934	SKAUG Tevje	NOR	2002	Run 1	75	72	77	78	78	74	76.00	A	116.25	
						Run 2	41	40	40	42	40	40	40.25	B		
						Run 3										
5	4	2533602	HENDERSON Hunter	USA	2002	Run 1	90	88	88	90	90	94	89.50	A	133.00	
						Run 2	47	44	44	42	42	46	43.50	B		
						Run 3										
6	7	2534308	KLEIN Jasper	GBR	2002	Run 1	60	62	59	60	63	63	61.25	A	133.75	
						Run 2	72	71	75	74	73	69	72.50	B		
						Run 3										
7	26	2533501	ZEHENTNER David	GER	2003	Run 1	62	66	63	65	59	70	64.00	A	134.00	
						Run 2	70	70	70	70	72	70	70.00	B		
						Run 3										
8	3	2533250	MOREN Melvin	SWE	2002	Run 1	89	90	88	89	89	90	89.25	A	134.25	
						Run 2	46	46	44	45	43	45	45.00	B		
						Run 3										
9	9	2534250	BACHER Daniel	AUT	2004	Run 1	79	78	80	80	84	78	79.25	A	156.25	
						Run 2	76	80	79	76	77	70	77.00	B		
						Run 3										
10	10	2534614	SVANCER Matej	CZE	2004	Run 1	94	93	91	92	91	92	91.50	A	169.50	
						Run 2	78	76	79	78	77	84	78.00	B		
						Run 3										
11	1	2532476	KOVALENKO Orest	UKR	2002	Run 1	84	83	85	83	84	83	83.25	A	169.75	
						Run 2	87	94	86	85	86	87	86.50	B		
						Run 3										
12	2	2533570	FAGAN Kiernan	USA	2002	Run 1	89	87	89	90	89	88	88.75	A	183.00	
						Run 2	94	95	92	95	95	93	94.25	B		
						Run 3										

**Progression system:** Competitors start in reverse order of their ranking after two runs.



**WED 22 JAN 2020**

Start Time 12:50 / Endtime: 13:20

**Freestyle Skiing**

Ski acrobatique / Freestyle Ski

**Men's Freeski Big Air**

Freeski big air hommes / Freeski Big Air der Männer

**Run 3**

Finale Manche 3 / 3. Finallauf



**Start List**

Liste de départ / Startliste

**Number of Competitors: 12, Number of NOCs: 9**

Start Order	Bib	FIS Code	Name	NOC Code	YB	Run	J1	J2	J3	J4	J5	J6	Score TI	Total	Race Points
-------------	-----	----------	------	----------	----	-----	----	----	----	----	----	----	----------	-------	-------------

<b>Legend:</b>			
<b>J</b>	Judge	<b>YB</b>	Year of Birth



**Results**  
Résultats / Ergebnisse

Jury			Technical Data		
FIS Contest Director	OOSTDIJK Martijn	FIS	Course Name	Leysin Big Air	
FIS Technical Delegate	GUNEY Memet	TUR	Take-off to Knoll	14m	
Head Judge	FRISELL Adam	SWE	<b>Judges</b>		
Start Referee	CAVIN Jerome	SUI	Judge 1	WOERLE Vinzenz	GER
Finish Referee	HERTIG Cedric	SUI	Judge 2	SOUMET Mathieu	FRA
Chief of Competition	PERRET Pascal	SUI	Judge 3	BULC Urh	SLO
<b>Officials</b>			Judge 4	GRATZ Tobias	AUT
Chief of Course	MARGUET Gregoire	SUI	Judge 5	LOMSDALEN Lars	NOR
Course Designer	RAVANEL Benjamin Edouard	FRA	Judge 6	COTTET Arnaud	SUI
Course Builder	RAVANEL Benjamin Edouard	FRA			

Number of Competitors: 12, Number of NOCs: 9

Rank	Bib	FIS Code	Name	NOC Code	YB	Run	J1	J2	J3	J4	J5	J6	Score	TI	Total	Race Points
1	10	2534614	SVANCER Matej	CZE	2004	Run 1	94	93	91	92	91	92	91.50	A	186.00	
						Run 2	78	76	79	78	77	84	78.00	B		
						Run 3	95	97	94	96	93	92	94.50	B		
2	2	2533570	FAGAN Kiernan	USA	2002	Run 1	89	87	89	90	89	88	88.75	A	183.00	
						Run 2	94	95	92	95	95	93	94.25	B		
						Run 3	88	85	88	87	87	86	87.00	A		
3	1	2532476	KOVALENKO Orest	UKR	2002	Run 1	84	83	85	83	84	83	83.25	A	179.50	
						Run 2	87	94	86	85	86	87	86.50	B		
						Run 3	94	94	92	93	92	93	93.00	A		
4	4	2533602	HENDERSON Hunter	USA	2002	Run 1	90	88	88	90	90	94	89.50	A	175.25	
						Run 2	47	44	44	42	42	46	43.50	B		
						Run 3	85	86	88	87	84	85	85.75	B		
5	5	2533813	FROSTAD Tormod	NOR	2002	Run 1	85	85	87	83	82	82	83.75	A	172.25	
						Run 2	26	20	28	27	28	25	26.50	B		
						Run 3	89	88	87	88	89	90	88.50	B		
6	9	2534250	BACHER Daniel	AUT	2004	Run 1	79	78	80	80	84	78	79.25	A	156.25	
						Run 2	76	80	79	76	77	70	77.00	B		
						Run 3	9	17	20	20	4	13	14.75	A		
7	26	2533501	ZEHENTNER David	GER	2003	Run 1	62	66	63	65	59	70	64.00	A	148.00	
						Run 2	70	70	70	70	72	70	70.00	B		
						Run 3	77	76	82	80	78	77	78.00	A		
8	3	2533250	MOREN Melvin	SWE	2002	Run 1	89	90	88	89	89	90	89.25	A	134.25	
						Run 2	46	46	44	45	43	45	45.00	B		
						Run 3	26	18	23	28	24	23	24.00	B		
9	7	2534308	KLEIN Jasper	GBR	2002	Run 1	60	62	59	60	63	63	61.25	A	133.75	
						Run 2	72	71	75	74	73	69	72.50	B		
						Run 3	36	42	38	34	37	34	36.25	A		
10	13	2533934	SKAUG Tevje	NOR	2002	Run 1	75	72	77	78	78	74	76.00	A	117.00	
						Run 2	41	40	40	42	40	40	40.25	B		
						Run 3	43	41	41	41	40	41	41.00	B		
11	22	2534071	HUDECEK Stepan	CZE	2003	Run 1	43	45	45	42	43	40	43.25	A	73.25	
						Run 2	19	13	18	20	20	20	19.25	B		
						Run 3	34	30	30	30	30	30	30.00	B		
12	20	2534919	HARRINGTON Luca	NZL	2004	Run 1	25	14	22	26	24	24	23.75	A	25.25	
						Run 2	27	20	28	29	26	20	25.25	A		
						Run 3							DNS			

Conditions on course:

Final: SUNNY Snow Temperature: -4°C / 25°F Air Temperature: -1°C / 30°F





## Results

Résultats / Ergebnisse

Number of Competitors: 12, Number of NOCs: 9

Rank	Bib	FIS Code	Name	NOC Code	YB	Run	J1	J2	J3	J4	J5	J6	Score	TI	Total	Race Points
------	-----	----------	------	----------	----	-----	----	----	----	----	----	----	-------	----	-------	-------------

**Progression system:** Competitors start in reverse order of their qualification results.

Legend:							
∅	Score discarded	A,B,C	Trick ID	J	Judge	TI	Trick ID
YB	Year of Birth						



**Start List**

Liste de départ / Startliste

Jury			Technical Data		
<b>FIS Contest Director</b>	OOSTDIJK Martijn	FIS	<b>Course Name</b>	Leysin Big Air	
<b>FIS Technical Delegate</b>	GUNEY Memet	TUR	<b>Take-off to Knoll</b>	14m	
<b>Head Judge</b>	FRISELL Adam	SWE	<b>Judges</b>		
<b>Start Referee</b>	CAVIN Jerome	SUI	<b>Judge 1</b>	WOERLE Vinzenz	GER
<b>Finish Referee</b>	HERTIG Cedric	SUI	<b>Judge 2</b>	SOUMET Mathieu	FRA
<b>Chief of Competition</b>	PERRET Pascal	SUI	<b>Judge 3</b>	BULC Urh	SLO
<b>Officials</b>			<b>Judge 4</b>	GRATZ Tobias	AUT
<b>Chief of Course</b>	MARGUET Gregoire	SUI	<b>Judge 5</b>	LOMSDALEN Lars	NOR
<b>Course Designer</b>	RAVANEL Benjamin Edouard	FRA	<b>Judge 6</b>	COTTET Arnaud	SUI
<b>Course Builder</b>	RAVANEL Benjamin Edouard	FRA			

**Number of Competitors: 26, Number of NOCs: 15**

Start Order	Bib	FIS Code	Name	NOC Code	YB	Run	J1	J2	J3	J4	J5	J6	Score	Best Score	Race Points
1	1	2532476	<b>KOVALENKO Orest</b>	UKR	2002	Run 1 Run 2									
2	2	2533570	<b>FAGAN Kiernan</b>	USA	2002	Run 1 Run 2									
3	3	2533250	<b>MOREN Melvin</b>	SWE	2002	Run 1 Run 2									
4	4	2533602	<b>HENDERSON Hunter</b>	USA	2002	Run 1 Run 2									
5	5	2533813	<b>FROSTAD Tormod</b>	NOR	2002	Run 1 Run 2									
6	6	2533673	<b>BARCLAY Ben</b>	NZL	2002	Run 1 Run 2									
7	7	2534308	<b>KLEIN Jasper</b>	GBR	2002	Run 1 Run 2									
8	8	2534827	<b>ITO Ruka</b>	JPN	2004	Run 1 Run 2									
9	9	2534250	<b>BACHER Daniel</b>	AUT	2004	Run 1 Run 2									
10	10	2534614	<b>SVANCER Matej</b>	CZE	2004	Run 1 Run 2									
11	11	2533950	<b>BOLINGER Nicola</b>	SUI	2002	Run 1 Run 2									
12	12	2533952	<b>RHYNER Nils</b>	SUI	2002	Run 1 Run 2									
13	13	2533934	<b>SKAUG Tevje</b>	NOR	2002	Run 1 Run 2									
14	14	2534217	<b>GOMIS Kadiatane</b>	FRA	2002	Run 1 Run 2									
15	15	2534041	<b>KLANCAR Jost</b>	SLO	2003	Run 1 Run 2									
16	16	2534663	<b>WILLMOTT Brayden</b>	CAN	2004	Run 1 Run 2									
17	17	2535658	<b>YLIHEIKKILA Sampo</b>	FIN	2004	Run 1 Run 2									



## Start List

Liste de départ / Startliste

Number of Competitors: 26, Number of NOCs: 15

Start Order	Bib	FIS Code	Name	NOC Code	YB	Run	J1	J2	J3	J4	J5	J6	Score	Best Score	Race Points
18	18	2534492	NORDQVIST Martin	SWE	2003	Run 1 Run 2									
19	19	2534409	LONGINO Andrew	CAN	2002	Run 1 Run 2									
20	20	2534919	HARRINGTON Luca	NZL	2004	Run 1 Run 2									
21	21	2534541	VIDMAR Klemen	SLO	2004	Run 1 Run 2									
22	22	2534071	HUDECEK Stepan	CZE	2003	Run 1 Run 2									
23	23	2534976	KAHNERT Steven	CAN	2003	Run 1 Run 2									
24	24	2532999	CIOMPI Fantin	SUI	2002	Run 1 Run 2									
25	25	2534920	McDONALD Max	NZL	2004	Run 1 Run 2									
26	26	2533501	ZEHENTNER David	GER	2003	Run 1 Run 2									

**Progression system:** The top 12 competitors (based on best run) advance to the Final.

Legend:			
J	Judge	YB	Year of Birth



## Results

Résultats / Ergebnisse

Jury			Technical Data		
FIS Contest Director	OOSTDIJK Martijn	FIS	Course Name	Leysin Big Air	
FIS Technical Delegate	GUNEY Memet	TUR	Take-off to Knoll	14m	
Head Judge	FRISELL Adam	SWE	<b>Judges</b>		
Start Referee	CAVIN Jerome	SUI	Judge 1	WOERLE Vinzenz	GER
Finish Referee	HERTIG Cedric	SUI	Judge 2	SOUMET Mathieu	FRA
Chief of Competition	PERRET Pascal	SUI	Judge 3	BULC Urh	SLO
<b>Officials</b>			Judge 4	GRATZ Tobias	AUT
Chief of Course	MARGUET Gregoire	SUI	Judge 5	LOMSDALEN Lars	NOR
Course Designer	RAVANEL Benjamin Edouard	FRA	Judge 6	COTTET Arnaud	SUI
Course Builder	RAVANEL Benjamin Edouard	FRA			

Number of Competitors: 26, Number of NOCs: 15

Rank	Bib	FIS Code	Name	NOC Code	YB	Run	J1	J2	J3	J4	J5	J6	Score	Best Score	Race Points
------	-----	----------	------	----------	----	-----	----	----	----	----	----	----	-------	------------	-------------

### QUALIFIED TO FINAL

1	4	2533602	HENDERSON Hunter	USA	2002	Run 1	90	86	87	88	89	85	87.50	87.50	
						Run 2	76	79	73	71	69	70	72.50		
2	5	2533813	FROSTAD Tormod	NOR	2002	Run 1	31	25	30	30	33	30	30.25	86.75	
						Run 2	87	85	86	87	87	87	86.75		
3	3	2533250	MOREN Melvin	SWE	2002	Run 1	87	84	85	84	87	88	85.75	85.75	
						Run 2	66	69	69	66	63	64	66.25		
4	20	2534919	HARRINGTON Luca	NZL	2004	Run 1	85	83	86	86	84	86	85.25	85.25	
						Run 2	33	40	42	34	33	33	34.75		
5	1	2532476	KOVALENKO Orest	UKR	2002	Run 1	83	80	83	85	84	82	83.00	83.00	
						Run 2	28	48	26	19	28	28	25.25		
6	2	2533570	FAGAN Kiernan	USA	2002	Run 1	79	76	80	85	81	75	79.00	79.00	
						Run 2	23	47	23	27	27	29	25.00		
7	22	2534071	HUDECEK Stepan	CZE	2003	Run 1	79	77	79	78	80	77	78.25	78.25	
						Run 2	42	54	45	42	42	43	43.00		
8	10	2534614	SVANCER Matej	CZE	2004	Run 1	20	44	25	18	26	20	20.75	78.00	
						Run 2	78	79	79	76	77	78	78.00		
9	9	2534250	BACHER Daniel	AUT	2004	Run 1	78	77	77	77	79	73	77.25	77.50	
						Run 2	74	77	79	80	78	76	77.50		
10	7	2534308	KLEIN Jasper	GBR	2002	Run 1	76	73	78	78	78	72	76.25	76.25	
						Run 2	15	14	49	44	16	16	15.25		
11	13	2533934	SKAUG Tevje	NOR	2002	Run 1	78	72	79	73	75	74	74.50	74.50	
						Run 2	56	54	53	55	60	57	55.50		
12	26	2533501	ZEHENTNER David	GER	2003	Run 1	74	73	78	74	73	74	73.50	73.50	
						Run 2	50	53	50	47	49	63	50.50		

### NOT QUALIFIED

13	11	2533950	BOLINGER Nicola	SUI	2002	Run 1	73	70	78	75	72	70	72.50	72.50	
						Run 2	59	59	60	56	55	63	58.50		
14	17	2535658	YLIHEIKKILA Sampo	FIN	2004	Run 1	72	69	75	72	68	72	71.25	71.25	
						Run 2	14	16	20	14	14	40	14.50		
15	6	2533673	BARCLAY Ben	NZL	2002	Run 1	70	67	69	74	68	60	68.50	68.50	
						Run 2	57	52	60	54	64	56	56.75		
16	8	2534827	ITO Ruka	JPN	2004	Run 1	60	56	62	58	60	63	60.00	62.25	
						Run 2	62	59	65	65	59	63	62.25		
17	15	2534041	KLANCAR Jost	SLO	2003	Run 1	55	55	59	57	55	57	56.00	56.00	
						Run 2	12	13	13	11	8	43	12.25		



Results

Résultats / Ergebnisse

Number of Competitors: 26, Number of NOCs: 15

Rank	Bib	FIS Code	Name	NOC Code	YB	Run	J1	J2	J3	J4	J5	J6	Score	Best Score	Race Points
18	21	2534541	VIDMAR Klemen	SLO	2004	Run 1	54	53	56	50	60	57	55.00	55.00	
						Run 2	56	48	56	49	46	53	51.50		
19	12	2533952	RHYNER Nils	SUI	2002	Run 1	57	50	58	52	50	57	54.00	54.00	
						Run 2	44	65	48	42	43	42	43.75		
20	18	2534492	NORDQVIST Martin	SWE	2003	Run 1	30	40	33	31	31	35	32.50	53.50	
						Run 2	52	59	50	52	51	60	53.50		
21	19	2534409	LONGINO Andrew	CAN	2002	Run 1	33	42	34	32	32	36	33.75	50.00	
						Run 2	47	52	49	50	49	53	50.00		
22	14	2534217	GOMIS Kaditane	FRA	2002	Run 1	49	44	52	48	48	52	49.25	49.25	
						Run 2	13	15	19	20	42	24	16.75		
23	24	2532999	CIOMPI Fantin	SUI	2002	Run 1	19	46	22	27	26	28	23.50	24.25	
						Run 2	23	49	26	27	25	23	24.25		
24	23	2534976	KAHNERT Steven	CAN	2003	Run 1	15	13	15	40	14	47	14.25	17.75	
						Run 2	17	19	46	19	16	20	17.75		
	16	2534663	WILLMOTT Brayden	CAN	2004	Run 1							DNS	DNS	
						Run 2							DNS		
	25	2534920	McDONALD Max	NZL	2004	Run 1							DNS	DNS	
						Run 2							DNS		

Conditions on course:

Qualification: SUNNY Snow Temperature: -4°C / 25°F Air Temperature: -15°C / 5°F

Progression system: The top 12 competitors (based on best run) advance to the Final.

Legend:	Score discarded	DNS	Did Not Start	J	Judge	YB	Year of Birth
---------	-----------------	-----	---------------	---	-------	----	---------------



**Official Communication**  
Communication officielle / Offizielle Mitteilung

**Item: 1**

**Competition Start Delayed due to Weather Conditions**

Due to strong winds the Freestyle Skiing Men's Freeski Slopestyle Qualification will be delayed and will not start before 10:30. Next announcement will be made at 9:30.

Issued by: FIS Contest Director Martijn Oostdijk  
Time: 8:59  
Date: 19 JAN 2020

This decision affects: Results  
Schedule  
Other

X



**Official Communication**  
Communication officielle / Offizielle Mitteilung

**Item: 3**

**Freestyle Skiing Men's Freeski Slopestyle will be postponed**

Due to strong winds the Men's Freeski Slopestyle will be postponed. More Information will be available after the Team Captains Meeting.

Issued by: FIS Contest Director Martijn Oostdijk  
Time: 12:14  
Date: 19 JAN 2020

This decision affects: Results  
Schedule  
Other

X



**Official Communication**  
Communication officielle / Offizielle Mitteilung

**Item: 4**

**Competition schedule changes due to bad weather conditions**

**Summary:**

Due to bad weather conditions, the Men's Slopestyle competition had to be rescheduled to 20.01.2020.

The schedule of Halfpipe is changed to Women's FRS on 20.01.2020 and Men's FRS on 21.01.2020.

Consequently, Men's Big Air Qualification is being rescheduled to 22.01.2020.

Please check the Official Website ([www.lausanne2020.sport](http://www.lausanne2020.sport)) for the latest changes and the updated start times.

Issued by: FIS Contest Director Martijn Oostdijk  
Time: 18:15  
Date: 19 JAN 2020

This decision affects: Results  
Schedule  
Other

X





**Official Communication**  
Communication officielle / Offizielle Mitteilung

**Item: 5**

**Freestyle Skiing Schedule changes**

Women's Freeski Big Air swapped with Women's Snowboard Big Air on 21.01.2020 (No date change). Freeski Big Air Finals moved 10 minutes earlier on 22.01.2020.

Issued by: FIS Contest Director Martijn Oostdijk  
Time: 18:15  
Date: 20 JAN 2020

This decision affects: Results  
Schedule  
Other

X