

Advances in Prospect Theory: Cumulative Representation of Uncertainty

AMOS TVERSKY

Stanford University, Department of Psychology, Stanford, CA 94305-2130

DANIEL KAHNEMAN*

University of California at Berkeley, Department of Psychology, Berkeley, CA 94720

Key words: cumulative prospect theory

Abstract

We develop a new version of prospect theory that employs cumulative rather than separable decision weights and extends the theory in several respects. This version, called cumulative prospect theory, applies to uncertain as well as to risky prospects with any number of outcomes, and it allows different weighting functions for gains and for losses. Two principles, diminishing sensitivity and loss aversion, are invoked to explain the characteristic curvature of the value function and the weighting functions. A review of the experimental evidence and the results of a new experiment confirm a distinctive fourfold pattern of risk attitudes: risk aversion for gains and risk seeking for losses of high probability; risk seeking for gains and risk aversion for losses of low probability.

Expected utility theory reigned for several decades as the dominant normative and descriptive model of decision making under uncertainty, but it has come under serious question in recent years. There is now general agreement that the theory does not provide an adequate description of individual choice: a substantial body of evidence shows that decision makers systematically violate its basic tenets. Many alternative models have been proposed in response to this empirical challenge (for reviews, see Camerer, 1989; Fishburn, 1988; Machina, 1987). Some time ago we presented a model of choice, called prospect theory, which explained the major violations of expected utility theory in choices between risky prospects with a small number of outcomes (Kahneman and Tversky, 1979; Tversky and Kahneman, 1986). The key elements of this theory are 1) a value function that is concave for gains, convex for losses, and steeper for losses than for gains,

*An earlier version of this article was entitled "Cumulative Prospect Theory: An Analysis of Decision under Uncertainty."

This article has benefited from discussions with Colin Camerer, Chew Soo-Hong, David Freedman, and David H. Krantz. We are especially grateful to Peter P. Wakker for his invaluable input and contribution to the axiomatic analysis. We are indebted to Richard Gonzalez and Amy Hayes for running the experiment and analyzing the data. This work was supported by Grants 89-0064 and 88-0206 from the Air Force Office of Scientific Research, by Grant SES-9109535 from the National Science Foundation, and by the Sloan Foundation.

and 2) a nonlinear transformation of the probability scale, which overweights small probabilities and underweights moderate and high probabilities. In an important later development, several authors (Quiggin, 1982; Schmeidler, 1989; Yaari, 1987; Weymark, 1981) have advanced a new representation, called the rank-dependent or the cumulative functional, that transforms cumulative rather than individual probabilities. This article presents a new version of prospect theory that incorporates the cumulative functional and extends the theory to uncertain as well to risky prospects with any number of outcomes. The resulting model, called cumulative prospect theory, combines some of the attractive features of both developments (see also Luce and Fishburn, 1991). It gives rise to different evaluations of gains and losses, which are not distinguished in the standard cumulative model, and it provides a unified treatment of both risk and uncertainty.

To set the stage for the present development, we first list five major phenomena of choice, which violate the standard model and set a minimal challenge that must be met by any adequate descriptive theory of choice. All these findings have been confirmed in a number of experiments, with both real and hypothetical payoffs.

Framing effects. The rational theory of choice assumes description invariance: equivalent formulations of a choice problem should give rise to the same preference order (Arrow, 1982). Contrary to this assumption, there is much evidence that variations in the framing of options (e.g., in terms of gains or losses) yield systematically different preferences (Tversky and Kahneman, 1986).

Nonlinear preferences. According to the expectation principle, the utility of a risky prospect is linear in outcome probabilities. Allais's (1953) famous example challenged this principle by showing that the difference between probabilities of .99 and 1.00 has more impact on preferences than the difference between 0.10 and 0.11. More recent studies observed nonlinear preferences in choices that do not involve sure things (Camerer and Ho, 1991).

Source dependence. People's willingness to bet on an uncertain event depends not only on the degree of uncertainty but also on its source. Ellsberg (1961) observed that people prefer to bet on an urn containing equal numbers of red and green balls, rather than on an urn that contains red and green balls in unknown proportions. More recent evidence indicates that people often prefer a bet on an event in their area of competence over a bet on a matched chance event, although the former probability is vague and the latter is clear (Heath and Tversky, 1991).

Risk seeking. Risk aversion is generally assumed in economic analyses of decision under uncertainty. However, risk-seeking choices are consistently observed in two classes of decision problems. First, people often prefer a small probability of winning a large prize over the expected value of that prospect. Second, risk seeking is prevalent when people must choose between a sure loss and a substantial probability of a larger loss.

Loss aversion. One of the basic phenomena of choice under both risk and uncertainty is that losses loom larger than gains (Kahneman and Tversky, 1984; Tversky and Kahneman, 1991). The observed asymmetry between gains and losses is far too extreme to be explained by income effects or by decreasing risk aversion.

The present development explains loss aversion, risk seeking, and nonlinear preferences in terms of the value and the weighting functions. It incorporates a framing process, and it can accommodate source preferences. Additional phenomena that lie beyond the scope of the theory—and of its alternatives—are discussed later.

The present article is organized as follows. Section 1.1 introduces the (two-part) cumulative functional; section 1.2 discusses relations to previous work; and section 1.3 describes the qualitative properties of the value and the weighting functions. These properties are tested in an extensive study of individual choice, described in section 2, which also addresses the question of monetary incentives. Implications and limitations of the theory are discussed in section 3. An axiomatic analysis of cumulative prospect theory is presented in the appendix.

1. Theory

Prospect theory distinguishes two phases in the choice process: framing and valuation. In the framing phase, the decision maker constructs a representation of the acts, contingencies, and outcomes that are relevant to the decision. In the valuation phase, the decision maker assesses the value of each prospect and chooses accordingly. Although no formal theory of framing is available, we have learned a fair amount about the rules that govern the representation of acts, outcomes, and contingencies (Tversky and Kahneman, 1986). The valuation process discussed in subsequent sections is applied to framed prospects.

1.1. *Cumulative prospect theory*

In the classical theory, the utility of an uncertain prospect is the sum of the utilities of the outcomes, each weighted by its probability. The empirical evidence reviewed above suggests two major modifications of this theory: 1) the carriers of value are gains and losses, not final assets; and 2) the value of each outcome is multiplied by a decision weight, not by an additive probability. The weighting scheme used in the original version of prospect theory and in other models is a monotonic transformation of outcome probabilities. This scheme encounters two problems. First, it does not always satisfy stochastic dominance, an assumption that many theorists are reluctant to give up. Second, it is not readily extended to prospects with a large number of outcomes. These problems can be handled by assuming that transparently dominated prospects are eliminated in the editing phase, and by normalizing the weights so that they add to unity. Alternatively, both problems can be solved by the rank-dependent or cumulative functional, first proposed by Quiggin (1982) for decision under risk and by Schmeidler (1989) for decision under uncertainty. Instead of transforming each probability separately, this model transforms the entire cumulative distribution function. The present theory applies the cumulative functional separately to gains and to losses. This development extends prospect theory to

uncertain as well as to risky prospects with any number of outcomes while preserving most of its essential features. The differences between the cumulative and the original versions of the theory are discussed in section 1.2.

Let S be a finite set of states of nature; subsets of S are called events. It is assumed that exactly one state obtains, which is unknown to the decision maker. Let X be a set of consequences, also called outcomes. For simplicity, we confine the present discussion to monetary outcomes. We assume that X includes a neutral outcome, denoted 0, and we interpret all other elements of X as gains or losses, denoted by positive or negative numbers, respectively.

An uncertain prospect f is a function from S into X that assigns to each state $s \in S$ a consequence $f(s) = x$ in X . To define the cumulative functional, we arrange the outcomes of each prospect in increasing order. A prospect f is then represented as a sequence of pairs (x_i, A_i) , which yields x_i if A_i occurs, where $x_i > x_j$ iff $i > j$, and (A_i) is a partition of S . We use positive subscripts to denote positive outcomes, negative subscripts to denote negative outcomes, and the zero subscript to index the neutral outcome. A prospect is called strictly positive or positive, respectively, if its outcomes are all positive or nonnegative. Strictly negative and negative prospects are defined similarly; all other prospects are called mixed. The positive part of f , denoted f^+ , is obtained by letting $f^+(s) = f(s)$ if $f(s) > 0$, and $f^+(s) = 0$ if $f(s) \leq 0$. The negative part of f , denoted f^- , is defined similarly.

As in expected utility theory, we assign to each prospect f a number $V(f)$ such that f is preferred to or indifferent to g iff $V(f) \geq V(g)$. The following representation is defined in terms of the concept of *capacity* (Choquet, 1955), a nonadditive set function that generalizes the standard notion of probability. A capacity W is a function that assigns to each $A \subset S$ a number $W(A)$ satisfying $W(\emptyset) = 0$, $W(S) = 1$, and $W(A) \geq W(B)$ whenever $A \supset B$.

Cumulative prospect theory asserts that there exist a strictly increasing value function $v: X \rightarrow \text{Re}$, satisfying $v(x_0) = v(0) = 0$, and capacities W^+ and W^- , such that for $f = (x_i, A_i)$, $-m \leq i \leq n$,

$$\begin{aligned}
 V(f) &= V(f^+) + V(f^-), \\
 V(f^+) &= \sum_{i=0}^n \pi_i^+ v(x_i), \quad V(f^-) = \sum_{i=-m}^0 \pi_i^- v(x_i),
 \end{aligned}
 \tag{1}$$

where the decision weights $\pi^+(f^+) = (\pi_0^+, \dots, \pi_n^+)$ and $\pi^-(f^-) = (\pi_{-m}^-, \dots, \pi_0^-)$ are defined by:

$$\begin{aligned}
 \pi_n^+ &= W^+(A_n), \quad \pi_{-m}^- = W^-(A_{-m}), \\
 \pi_i^+ &= W^+(A_i \cup \dots \cup A_n) - W^+(A_{i+1} \cup \dots \cup A_n), \quad 0 \leq i \leq n - 1, \\
 \pi_i^- &= W^-(A_{-m} \cup \dots \cup A_i) - W^-(A_{-m} \cup \dots \cup A_{i-1}), \quad 1 - m \leq i \leq 0.
 \end{aligned}$$

Letting $\pi_i = \pi_i^+$ if $i \geq 0$ and $\pi_i = \pi_i^-$ if $i < 0$, equation (1) reduces to

$$V(f) = \sum_{i=-m}^n \pi_i v(x_i).
 \tag{2}$$

The decision weight π_i^+ , associated with a positive outcome, is the difference between the capacities of the events “the outcome is at least as good as x_i ” and “the outcome is strictly better than x_i .” The decision weight π_i^- , associated with a negative outcome, is the difference between the capacities of the events “the outcome is at least as bad as x_i ” and “the outcome is strictly worse than x_i .” Thus, the decision weight associated with an outcome can be interpreted as the marginal contribution of the respective event,¹ defined in terms of the capacities W^+ and W^- . If each W is additive, and hence a probability measure, then π_i is simply the probability of A_i . It follows readily from the definitions of π and W that for both positive and negative prospects, the decision weights add to 1. For mixed prospects, however, the sum can be either smaller or greater than 1, because the decision weights for gains and for losses are defined by separate capacities.

If the prospect $f = (x_i, A_i)$ is given by a probability distribution $p(A_i) = p_i$, it can be viewed as a probabilistic or risky prospect (x_i, p_i) . In this case, decision weights are defined by:

$$\begin{aligned} \pi_n^+ &= w^+(p_n), \pi_{-m}^- = w^-(p_{-m}), \\ \pi_i^+ &= w^+(p_i + \dots + p_n) - w^+(p_{i+1} + \dots + p_n), 0 \leq i \leq n - 1, \\ \pi_i^- &= w^-(p_{-m} + \dots + p_i) - w^-(p_{-m} + \dots + p_{i-1}), 1 - m \leq i \leq 0. \end{aligned}$$

where w^+ and w^- are strictly increasing functions from the unit interval into itself satisfying $w^+(0) = w^-(0) = 0$, and $w^+(1) = w^-(1) = 1$.

To illustrate the model, consider the following game of chance. You roll a die once and observe the result $x = 1, \dots, 6$. If x is even, you receive $\$x$; if x is odd, you pay $\$x$. Viewed as a probabilistic prospect with equiprobable outcomes, f yields the consequences $(-5, -3, -1, 2, 4, 6)$, each with probability $1/6$. Thus, $f^+ = (0, 1/2; 2, 1/6; 4, 1/6; 6, 1/6)$, and $f^- = (-5, 1/6; -3, 1/6; -1, 1/6; 0, 1/2)$. By equation (1), therefore,

$$\begin{aligned} V(f) &= V(f^+) + V(f^-) \\ &= v(2)[w^+(1/2) - w^+(1/3)] + v(4)[w^+(1/3) - w^+(1/6)] \\ &\quad + v(6)[w^+(1/6) - w^+(0)] \\ &\quad + v(-5)[w^-(1/6) - w^-(0)] + v(-3)[w^-(1/3) - w^-(1/6)] \\ &\quad + v(-1)[w^-(1/2) - w^-(1/3)]. \end{aligned}$$

1.2. Relation to previous work

Luce and Fishburn (1991) derived essentially the same representation from a more elaborate theory involving an operation \circ of joint receipt or multiple play. Thus, $f \circ g$ is the composite prospect obtained by playing both f and g , separately. The key feature of their theory is that the utility function U is additive with respect to \circ , that is, $U(f \circ g) = U(f) + U(g)$ provided one prospect is acceptable (i.e., preferred to the status quo) and the other is not. This condition seems too restrictive both normatively and descriptively. As noted by the authors, it implies that the utility of money is a linear function of money

if for all sums of money x, y , $U(x \circ y) = U(x + y)$. This assumption appears to us inescapable because the joint receipt of x and y is tantamount to receiving their sum. Thus, we expect the decision maker to be indifferent between receiving a \$10 bill or receiving a \$20 bill and returning \$10 in change. The Luce–Fishburn theory, therefore, differs from ours in two essential respects. First, it extends to composite prospects that are not treated in the present theory. Second, it practically forces utility to be proportional to money.

The present representation encompasses several previous theories that employ the same decision weights for all outcomes. Starmer and Sugden (1989) considered a model in which $w^-(p) = w^+(p)$, as in the original version of prospect theory. In contrast, the rank-dependent models assume $w^-(p) = 1 - w^+(1 - p)$ or $W^-(A) = 1 - W^+(S - A)$. If we apply the latter condition to choice between uncertain assets, we obtain the choice model established by Schmeidler (1989), which is based on the Choquet integral.² Other axiomatizations of this model were developed by Gilboa (1987), Nakamura (1990), and Wakker (1989a, 1989b). For probabilistic (rather than uncertain) prospects, this model was first established by Quiggin (1982) and Yaari (1987), and was further analyzed by Chew (1989), Segal (1989), and Wakker (1990). An earlier axiomatization of this model in the context of income inequality was presented by Weymark (1981). Note that in the present theory, the overall value $V(f)$ of a mixed prospect is not a Choquet integral but rather a sum $V(f^+) + V(f^-)$ of two such integrals.

The present treatment extends the original version of prospect theory in several respects. First, it applies to any finite prospect and it can be extended to continuous distributions. Second, it applies to both probabilistic and uncertain prospects and can, therefore, accommodate some form of source dependence. Third, the present theory allows different decision weights for gains and losses, thereby generalizing the original version that assumes $w^+ = w^-$. Under this assumption, the present theory coincides with the original version for all two-outcome prospects and for all mixed three-outcome prospects. It is noteworthy that for prospects of the form $(x, p; y, 1 - p)$, where either $x > y > 0$ or $x < y < 0$, the original theory is in fact rank dependent. Although the two models yield similar predictions in general, the cumulative version—unlike the original one—satisfies stochastic dominance. Thus, it is no longer necessary to assume that transparently dominated prospects are eliminated in the editing phase—an assumption that was criticized by some authors. On the other hand, the present version can no longer explain violations of stochastic dominance in nontransparent contexts (e.g., Tversky and Kahneman, 1986). An axiomatic analysis of the present theory and its relation to cumulative utility theory and to expected utility theory are discussed in the appendix; a more comprehensive treatment is presented in Wakker and Tversky (1991).

1.3. Values and weights

In expected utility theory, risk aversion and risk seeking are determined solely by the utility function. In the present theory, as in other cumulative models, risk aversion and risk seeking are determined jointly by the value function and by the capacities, which in

the present context are called cumulative weighting functions, or weighting functions for short. As in the original version of prospect theory, we assume that v is concave above the reference point ($v''(x) \leq 0, x \geq 0$) and convex below the reference point ($v''(x) \geq 0, x \leq 0$). We also assume that v is steeper for losses than for gains $v'(x) < v'(-x)$ for $x \geq 0$. The first two conditions reflect the principle of diminishing sensitivity: the impact of a change diminishes with the distance from the reference point. The last condition is implied by the principle of loss aversion according to which losses loom larger than corresponding gains (Tversky and Kahneman, 1991).

The principle of diminishing sensitivity applies to the weighting functions as well. In the evaluation of outcomes, the reference point serves as a boundary that distinguishes gains from losses. In the evaluation of uncertainty, there are two natural boundaries—certainty and impossibility—that correspond to the endpoints of the certainty scale. Diminishing sensitivity entails that the impact of a given change in probability diminishes with its distance from the boundary. For example, an increase of .1 in the probability of winning a given prize has more impact when it changes the probability of winning from .9 to 1.0 or from 0 to .1, than when it changes the probability of winning from .3 to .4 or from .6 to .7. Diminishing sensitivity, therefore, gives rise to a weighting function that is concave near 0 and convex near 1. For uncertain prospects, this principle yields subadditivity for very unlikely events and superadditivity near certainty. However, the function is not well-behaved near the endpoints, and very small probabilities can be either greatly overweighted or neglected altogether.

Before we turn to the main experiment, we wish to relate the observed nonlinearity of preferences to the shape of the weighting function. For this purpose, we devised a new demonstration of the common consequence effect in decisions involving uncertainty rather than risk. Table 1 displays a pair of decision problems (I and II) presented in that order to a group of 156 money managers during a workshop. The participants chose between prospects whose outcomes were contingent on the difference d between the closing values of the Dow-Jones today and tomorrow. For example, f' pays \$25,000 if d exceeds 30 and nothing otherwise. The percentage of respondents who chose each prospect is given in brackets. The independence axiom of expected utility theory implies that f is preferred to g iff f' is preferred to g' . Table 1 shows that the modal choice was f in problem I and g' in problem II. This pattern, which violates independence, was chosen by 53% of the respondents.

Table 1. A test of independence (Dow-Jones)

		A	B	C	
		if $d < 30$	if $30 \leq d \leq 35$	if $35 < d$	
Problem I:	f	\$25,000	\$25,000	\$25,000	[68]
	g	\$25,000	0	\$75,000	[32]
Problem II:	f'	0	\$25,000	\$25,000	[23]
	g'	0	0	\$75,000	[77]

Note: Outcomes are contingent on the difference d between the closing values of the Dow-Jones today and tomorrow. The percentage of respondents ($N = 156$) who selected each prospect is given in brackets.

Essentially the same pattern was observed in a second study following the same design. A group of 98 Stanford students chose between prospects whose outcomes were contingent on the point-spread d in the forthcoming Stanford–Berkeley football game. Table 2 presents the prospects in question. For example, g pays \$10 if Stanford does not win, \$30 if it wins by 10 points or less, and nothing if it wins by more than 10 points. Ten percent of the participants, selected at random, were actually paid according to one of their choices. The modal choice, selected by 46% of the subjects, was f and g' , again in direct violation of the independence axiom.

To explore the constraints imposed by this pattern, let us apply the present theory to the modal choices in table 1, using \$1,000 as a unit. Since f is preferred to g in problem I,

$$v(25) > v(75)W^+(C) + v(25)[W^+(A \cup C) - W^+(C)]$$

or

$$v(25)[1 - W^+(A \cup C) + W^+(C)] > v(75)W^+(C).$$

The preference for g' over f' in problem II, however, implies

$$v(75)W^+(C) > v(25)W^+(C \cup B);$$

hence,

$$W^+(S) - W^+(S - B) > W^+(C \cup B) - W^+(C). \tag{3}$$

Thus, “subtracting” B from certainty has more impact than “subtracting” B from $C \cup B$. Let $W_+(D) = 1 - W^+(S - D)$, and $w_+(p) = 1 - w^+(1 - p)$. It follows readily that equation (3) is equivalent to the subadditivity of W_+ , that is, $W_+(B) + W_+(D) \geq W_+(B \cup D)$. For probabilistic prospects, equation (3) reduces to

$$1 - w^+(1 - q) > w^+(p + q) - w^+(p),$$

or

$$w_+(q) + w_+(r) \geq w_+(q + r), q + r < 1.$$

Table 2. A test of independence (Stanford–Berkeley football game)

		A	B	C	
		if $d < 0$	if $0 \leq d \leq 10$	if $10 < d$	
Problem I:	f	\$10	\$10	\$10	[64]
	g	\$10	\$30	0	[36]
Problem II:	f'	0	\$10	\$10	[34]
	g'	0	\$30	0	[66]

Note: Outcomes are contingent on the point-spread d in a Stanford–Berkeley football game. The percentage of respondents ($N = 98$) who selected each prospect is given in brackets.

Allais's example corresponds to the case where $p(C) = .10$, $p(B) = .89$, and $p(A) = .01$.

It is noteworthy that the violations of independence reported in tables 1 and 2 are also inconsistent with regret theory, advanced by Loomes and Sugden (1982, 1987), and with Fishburn's (1988) SSA model. Regret theory explains Allais's example by assuming that the decision maker evaluates the consequences as if the two prospects in each choice are statistically independent. When the prospects in question are defined by the same set of events, as in tables 1 and 2, regret theory (like Fishburn's SSA model) implies independence, since it is additive over states. The finding that the common consequence effect is very much in evidence in the present problems undermines the interpretation of Allais's example in terms of regret theory.

The common consequence effect implies the subadditivity of W_+ and of w_+ . Other violations of expected utility theory imply the subadditivity of W^+ and of w^+ for small and moderate probabilities. For example, Prelec (1990) observed that most respondents prefer 2% to win \$20,000 over 1% to win \$30,000; they also prefer 1% to win \$30,000 and 32% to win \$20,000 over 34% to win \$20,000. In terms of the present theory, these data imply that $w^+ (.02) - w^+ (.01) \geq w^+ (.34) - w^+ (.33)$. More generally, we hypothesize

$$w^+(p+q) - w^+(q) \geq w^+(p+q+r) - w^+(q+r), \quad (4)$$

provided $p+q+r$ is sufficiently small. Equation (4) states that w^+ is concave near the origin; and the conjunction of the above inequalities implies that, in accord with diminishing sensitivity, w^+ has an inverted S-shape: it is steepest near the endpoints and shallower in the middle of the range. For other treatments of decision weights, see Hogarth and Einhorn (1990), Prelec (1989), Viscusi (1989), and Wakker (1990). Experimental evidence is presented in the next section.

2. Experiment

An experiment was carried out to obtain detailed information about the value and weighting functions. We made a special effort to obtain high-quality data. To this end, we recruited 25 graduate students from Berkeley and Stanford (12 men and 13 women) with no special training in decision theory. Each subject participated in three separate one-hour sessions that were several days apart. Each subject was paid \$25 for participation.

2.1. Procedure

The experiment was conducted on a computer. On a typical trial, the computer displayed a prospect (e.g., 25% chance to win \$150 and 75% chance to win \$50) and its expected value. The display also included a descending series of seven sure outcomes (gains or losses) logarithmically spaced between the extreme outcomes of the prospect. The subject indicated a preference between each of the seven sure outcomes and the risky prospect. To obtain a more refined estimate of the certainty equivalent, a new set of

seven sure outcomes was then shown, linearly spaced between a value 25% higher than the lowest amount accepted in the first set and a value 25% lower than the highest amount rejected. The certainty equivalent of a prospect was estimated by the midpoint between the lowest accepted value and the highest rejected value in the second set of choices. We wish to emphasize that although the analysis is based on certainty equivalents, the data consisted of a series of choices between a given prospect and several sure outcomes. Thus, the cash equivalent of a prospect was derived from observed choices, rather than assessed by the subject. The computer monitored the internal consistency of the responses to each prospect and rejected errors, such as the acceptance of a cash amount lower than one previously rejected. Errors caused the original statement of the problem to reappear on the screen.³

The present analysis focuses on a set of two-outcome prospects with monetary outcomes and numerical probabilities. Other data involving more complicated prospects, including prospects defined by uncertain events, will be reported elsewhere. There were 28 positive and 28 negative prospects. Six of the prospects (three nonnegative and three nonpositive) were repeated on different sessions to obtain the estimate of the consistency of choice. Table 3 displays the prospects and the median cash equivalents of the 25 subjects.

A modified procedure was used in eight additional problems. In four of these problems, the subjects made choices regarding the acceptability of a set of mixed prospects (e.g., 50% chance to lose \$100 and 50% chance to win x) in which x was systematically varied. In four other problems, the subjects compared a fixed prospect (e.g., 50% chance to lose \$20 and 50% chance to win \$50) to a set of prospects (e.g., 50% chance to lose \$50 and 50% chance to win x) in which x was systematically varied. (These prospects are presented in table 6.)

2.2. Results

The most distinctive implication of prospect theory is the fourfold pattern of risk attitudes. For the nonmixed prospects used in the present study, the shapes of the value and the weighting functions imply risk-averse and risk-seeking preferences, respectively, for gains and for losses of moderate or high probability. Furthermore, the shape of the weighting functions favors risk seeking for small probabilities of gains and risk aversion for small probabilities of loss, provided the outcomes are not extreme. Note, however, that prospect theory does not imply perfect reflection in the sense that the preference between any two positive prospects is reversed when gains are replaced by losses. Table 4 presents, for each subject, the percentage of risk-seeking choices (where the certainty equivalent exceeded expected value) for gains and for losses with low ($p \leq .1$) and with high ($p \geq .5$) probabilities. Table 4 shows that for $p \geq .5$, all 25 subjects are predominantly risk averse for positive prospects and risk seeking for negative ones. Moreover, the entire fourfold pattern is observed for 22 of the 25 subjects, with some variability at the level of individual choices.

Although the overall pattern of preferences is clear, the individual data, of course, reveal both noise and individual differences. The correlations, across subjects, between

Table 3. Median cash equivalents (in dollars) for all nonmixed prospects

Outcomes	Probability								
	.01	.05	.10	.25	.50	.75	.90	.95	.99
(0, 50)			9		21		37		
(0, -50)			-8		-21		-39		
(0, 100)		14		25	36	52		78	
(0, -100)		-8		-23.5	-42	-63		-84	
(0, 200)	10		20		76		131		188
(0, -200)	-3		-23		-89		-155		-190
(0, 400)	12								377
(0, -400)	-14								-380
(50, 100)			59		71		83		
(-50, -100)			-59		-71		-85		
(50, 150)		64		72.5	86	102		128	
(-50, -150)		-60		-71	-92	-113		-132	
(100, 200)		118		130	141	162		178	
(-100, -200)		-112		-121	-142	-158		-179	

Note: The two outcomes of each prospect are given in the left-hand side of each row; the probability of the second (i.e., more extreme) outcome is given by the corresponding column. For example, the value of \$9 in the upper left corner is the median cash equivalent of the prospect (0, .9; \$50, .1).

the cash equivalents for the same prospects on successive sessions averaged .55 over six different prospects. Table 5 presents means (after transformation to Fisher's z) of the correlations between the different types of prospects. For example, there were 19 and 17 prospects, respectively, with high probability of gain and high probability of loss. The value of .06 in table 5 is the mean of the $17 \times 19 = 323$ correlations between the cash equivalents of these prospects.

The correlations between responses within each of the four types of prospects average .41, slightly lower than the correlations between separate responses to the same problems. The two negative values in table 5 indicate that those subjects who were more risk averse in one domain tended to be more risk seeking in the other. Although the individual correlations are fairly low, the trend is consistent: 78% of the 403 correlations in these two cells are negative. There is also a tendency for subjects who are more risk averse for high-probability gains to be less risk seeking for gains of low probability. This trend, which is absent in the negative domain, could reflect individual differences either in the elevation of the weighting function or in the curvature of the value function for gains. The very low correlations in the two remaining cells of table 5, averaging .05, indicate that there is no general trait of risk aversion or risk seeking. Because individual choices are quite noisy, aggregation of problems is necessary for the analysis of individual differences.

The fourfold pattern of risk attitudes emerges as a major empirical generalization about choice under risk. It has been observed in several experiments (see, e.g., Cohen,

Table 4. Percentage of risk-seeking choices

Subject	Gain		Loss	
	$p \leq .1$	$p \geq .5$	$p \leq .1$	$p \geq .5$
1	100	38	30	100
2	85	33	20	75
3	100	10	0	93
4	71	0	30	58
5	83	0	20	100
6	100	5	0	100
7	100	10	30	86
8	87	0	10	100
9	16	0	80	100
10	83	0	0	93
11	100	26	0	100
12	100	16	10	100
13	87	0	10	94
14	100	21	30	100
15	66	0	30	100
16	60	5	10	100
17	100	15	20	100
18	100	22	10	93
19	60	10	60	63
20	100	5	0	81
21	100	0	0	100
22	100	0	0	92
23	100	31	0	100
24	71	0	80	100
25	100	0	10	87
Risk seeking	78 ^a	10	20	87 ^a
Risk neutral	12	2	0	7
Risk averse	10	88 ^a	80 ^a	6

^aValues that correspond to the fourfold pattern.

Note: The percentage of risk-seeking choices is given for low ($p \leq .1$) and high ($p \geq .5$) probabilities of gain and loss for each subject (risk-neutral choices were excluded). The overall percentage of risk-seeking, risk-neutral, and risk-averse choices for each type of prospect appear at the bottom of the table.

Jaffray, and Said, 1987), including a study of experienced oil executives involving significant, albeit hypothetical, gains and losses (Wehrung, 1989). It should be noted that prospect theory implies the pattern demonstrated in table 4 within the data of individual subjects, but it does not imply high correlations across subjects because the values of gains and of losses can vary independently. The failure to appreciate this point and the limited reliability of individual responses has led some previous authors (e.g., Hershey and Schoemaker, 1980) to underestimate the robustness of the fourfold pattern.

Table 5. Average correlations between certainty equivalents in four types of prospects

	L ⁺	H ⁺	L ⁻	H ⁻
L ⁺	.41	.17	-.23	.05
H ⁺		.39	.05	-.18
L ⁻			.40	.06
H ⁻				.44

Note: Low probability of gain = L⁺; high probability of gain = H⁺; low probability of loss = L⁻; high probability of loss = H⁻.

2.3. Scaling

Having established the fourfold pattern in ordinal and correlational analyses, we now turn to a quantitative description of the data. For each prospect of the form $(x, p; 0, 1 - p)$, let c/x be the ratio of the certainty equivalent of the prospect to the nonzero outcome x . Figures 1 and 2 plot the median value of c/x as a function of p , for positive and for negative prospects, respectively. We denote c/x by a circle if $|x| < 200$, and by a triangle if $|x| \geq 200$. The only exceptions are the two extreme probabilities (.01 and .99) where a circle is used for $|x| = 200$. To interpret figures 1 and 2, note that if subjects are risk neutral, the points will lie on the diagonal; if subjects are risk averse, all points will lie below the diagonal in figure 1 and above the diagonal in figure 2. Finally, the triangles and the circles will lie on top of each other if preferences are homogeneous, so that multiplying the outcomes of a prospect f by a constant $k > 0$ multiplies its cash equivalent $c(kf)$ by the same constant, that is, $c(kf) = kc(f)$. In expected utility theory, preference homogeneity gives rise to constant relative risk aversion. Under the present theory, assuming $X = \text{Re}$, preference homogeneity is both necessary and sufficient to represent v as a two-part power function of the form

$$v(x) = \begin{cases} x^\alpha & \text{if } x \geq 0 \\ -\lambda(-x)^\beta & \text{if } x < 0. \end{cases} \tag{5}$$

Figures 1 and 2 exhibit the characteristic pattern of risk aversion and risk seeking observed in table 4. They also indicate that preference homogeneity holds as a good approximation. The slight departures from homogeneity in figure 1 suggest that the cash equivalents of positive prospects increase more slowly than the stakes (triangles tend to lie below the circles), but no such tendency is evident in figure 2. Overall, it appears that the present data can be approximated by a two-part power function. The smooth curves in figures 1 and 2 can be interpreted as weighting functions, assuming a linear value function. They were fitted using the following functional form:

$$w^+(p) = \frac{p^\gamma}{(p^\gamma + (1-p)^\gamma)^{1/\gamma}}, \quad w^-(p) = \frac{p^\delta}{(p^\delta + (1-p)^\delta)^{1/\delta}}. \tag{6}$$

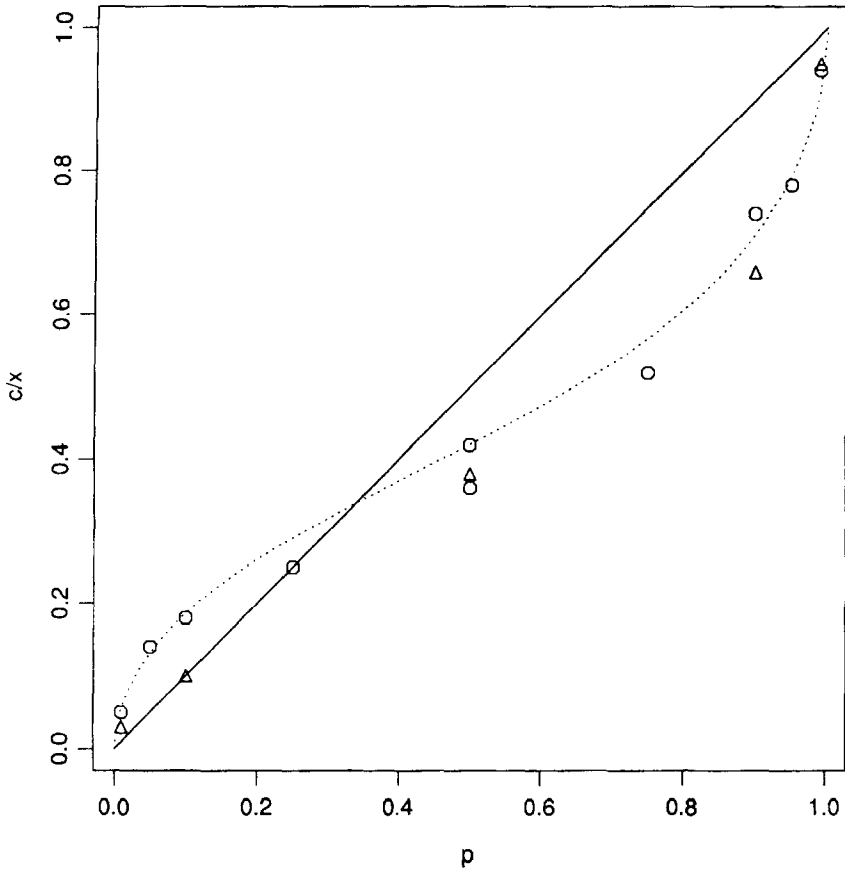


Figure 1. Median c/x for all positive prospects of the form $(x, p; 0, 1 - p)$. Triangles and circles, respectively, correspond to values of x that lie above or below 200.

This form has several useful features: it has only one parameter; it encompasses weighting functions with both concave and convex regions; it does not require $w(.5) = .5$; and most important, it provides a reasonably good approximation to both the aggregate and the individual data for probabilities in the range between .05 and .95.

Further information about the properties of the value function can be derived from the data presented in table 6. The adjustments of mixed prospects to acceptability (problems 1-4) indicate that, for even chances to win and lose, a prospect will only be acceptable if the gain is at least twice as large as the loss. This observation is compatible with a value function that changes slope abruptly at zero, with a loss-aversion coefficient of about 2 (Tversky and Kahneman, 1991). The median matches in problems 5 and 6 are also consistent with this estimate: when the possible loss is increased by k the compensating gain must be increased by about $2k$. Problems 7 and 8 are obtained from problems 5 and 6, respectively, by positive translations that turn mixed prospects into strictly positive ones. In contrast to the large values of θ observed in problems 1-6, the responses in problems 7 and 8 indicate that the curvature of the value function for gains is slight. A

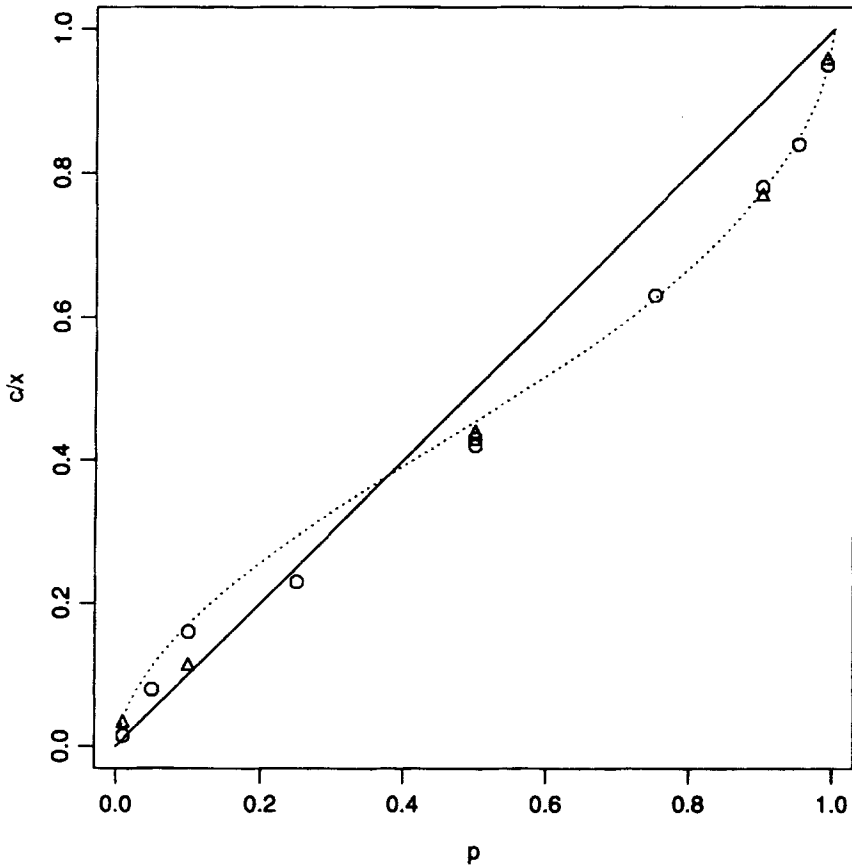


Figure 2. Median c/x for all negative prospects of the form $(x, p; 0, 1 - p)$. Triangles and circles, respectively, correspond to values of x that lie below or above -200 .

decrease in the smallest gain of a strictly positive prospect is fully compensated by a slightly larger increase in the largest gain. The standard rank-dependent model, which lacks the notion of a reference point, cannot account for the dramatic effects of small translations of prospects illustrated in table 6.

The estimation of a complex choice model, such as cumulative prospect theory, is problematic. If the functions associated with the theory are not constrained, the number of estimated parameters for each subject is too large. To reduce this number, it is common to assume a parametric form (e.g., a power utility function), but this approach confounds the general test of the theory with that of the specific parametric form. For this reason, we focused here on the qualitative properties of the data rather than on parameter estimates and measures of fit. However, in order to obtain a parsimonious description of the present data, we used a nonlinear regression procedure to estimate the parameters of equations (5) and (6), separately for each subject. The median exponent of the value function was 0.88 for both gains and losses, in accord with diminishing sensitivity. The median λ was 2.25, indicating pronounced loss aversion, and the median

Table 6. A test of loss aversion

Problem	a	b	c	x	θ
1	0	0	-25	61	2.44
2	0	0	-50	101	2.02
3	0	0	-100	202	2.02
4	0	0	-150	280	1.87
5	-20	50	-50	112	2.07
6	-50	150	-125	301	2.01
7	50	120	20	149	0.97
8	100	300	25	401	1.35

Note: In each problem, subjects determined the value of x that makes the prospect ($\$a, \frac{1}{2}; \$b, \frac{1}{2}$) as attractive as ($\$c, \frac{1}{2}; \$x, \frac{1}{2}$). The median values of x are presented for all problems along with the fixed values a, b, c . The statistic $\theta = (x - b)/(c - a)$ is the ratio of the "slopes" at a higher and a lower region of the value function.

values of γ and δ , respectively, were 0.61 and 0.69, in agreement with equations (3) and (4) above.⁴ The parameters estimated from the median data were essentially the same. Figure 3 plots w^+ and w^- using the median estimates of γ and δ .

Figure 3 shows that, for both positive and negative prospects, people overweight low probabilities and underweight moderate and high probabilities. As a consequence, people are relatively insensitive to probability difference in the middle of the range. Figure 3 also shows that the weighting functions for gains and for losses are quite close, although the former is slightly more curved than the latter (i.e., $\gamma < \delta$). Accordingly, risk aversion for gains is more pronounced than risk seeking for losses, for moderate and high probabilities (see table 3). It is noteworthy that the condition $w^+(p) = w^-(p)$, assumed in the original version of prospect theory, accounts for the present data better than the assumption $w^+(p) = 1 - w^-(1 - p)$, implied by the standard rank-dependent or cumulative functional. For example, our estimates of w^+ and w^- show that all 25 subjects satisfied the conditions $w^+(.5) < .5$ and $w^-(.5) < .5$, implied by the former model, and no one satisfied the condition $w^+(.5) < .5$ iff $w^-(.5) > .5$, implied by the latter model.

Much research on choice between risky prospects has utilized the triangle diagram (Marschak, 1950; Machina, 1987) that represents the set of all prospects of the form $(x_1, p_1; x_2, p_2; x_3, p_3)$, with fixed outcomes $x_1 < x_2 < x_3$. Each point in the triangle represents a prospect that yields the lowest outcome (x_1) with probability p_1 , the highest outcome (x_3) with probability p_3 , and the intermediate outcome (x_2) with probability $p_2 = 1 - p_1 - p_3$. An indifference curve is a set of prospects (i.e., points) that the decision maker finds equally attractive. Alternative choice theories are characterized by the shapes of their indifference curves. In particular, the indifference curves of expected utility theory are parallel straight lines. Figures 4a and 4b illustrate the indifference curves of cumulative prospect theory for nonnegative and nonpositive prospects, respectively. The shapes of the curves are determined by the weighting functions of figure 3; the values of the outcomes (x_1, x_2, x_3) merely control the slope.

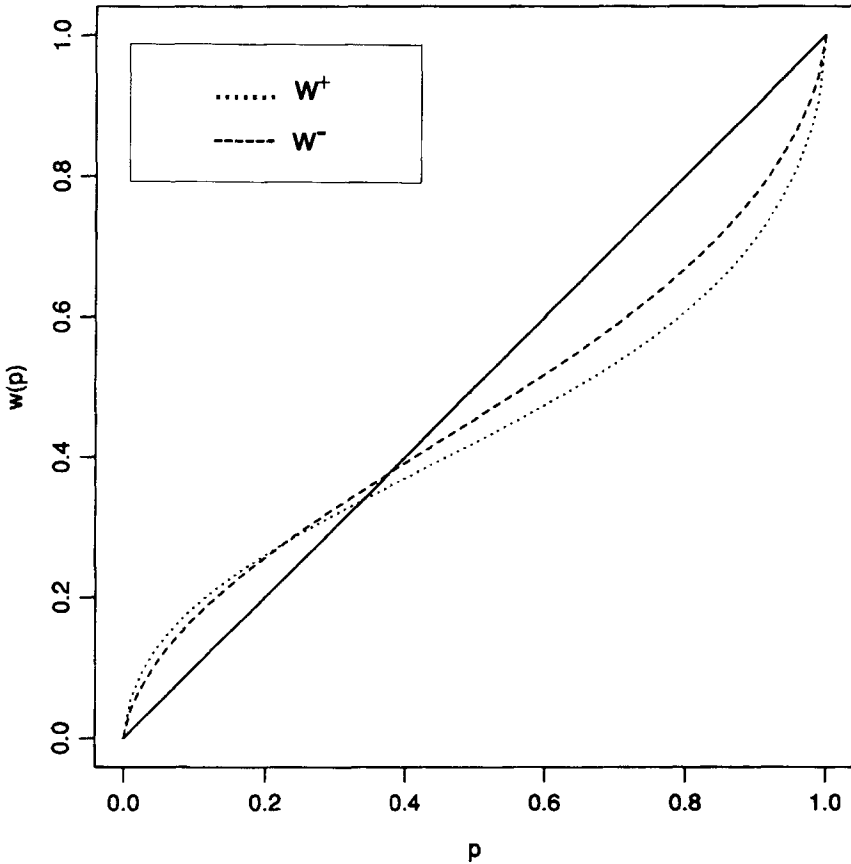


Figure 3. Weighting functions for gains (w^+) and for losses (w^-) based on median estimates of γ and δ in equation (12).

Figures 4a and 4b are in general agreement with the main empirical generalizations that have emerged from the studies of the triangle diagram; see Camerer (1992), and Camerer and Ho (1991) for reviews. First, departures from linearity, which violate expected utility theory, are most pronounced near the edges of the triangle. Second, the indifference curves exhibit both fanning in and fanning out. Third, the curves are concave in the upper part of the triangle and convex in the lower right. Finally, the indifference curves for nonpositive prospects resemble the curves for nonnegative prospects reflected around the 45° line, which represents risk neutrality. For example, a sure gain of \$100 is equally as attractive as a 71% chance to win \$200 or nothing (see figure 4a), and a sure loss of \$100 is equally as aversive as a 64% chance to lose \$200 or nothing (see figure 4b). The approximate reflection of the curves is of special interest because it distinguishes the present theory from the standard rank-dependent model in which the two sets of curves are essentially the same.

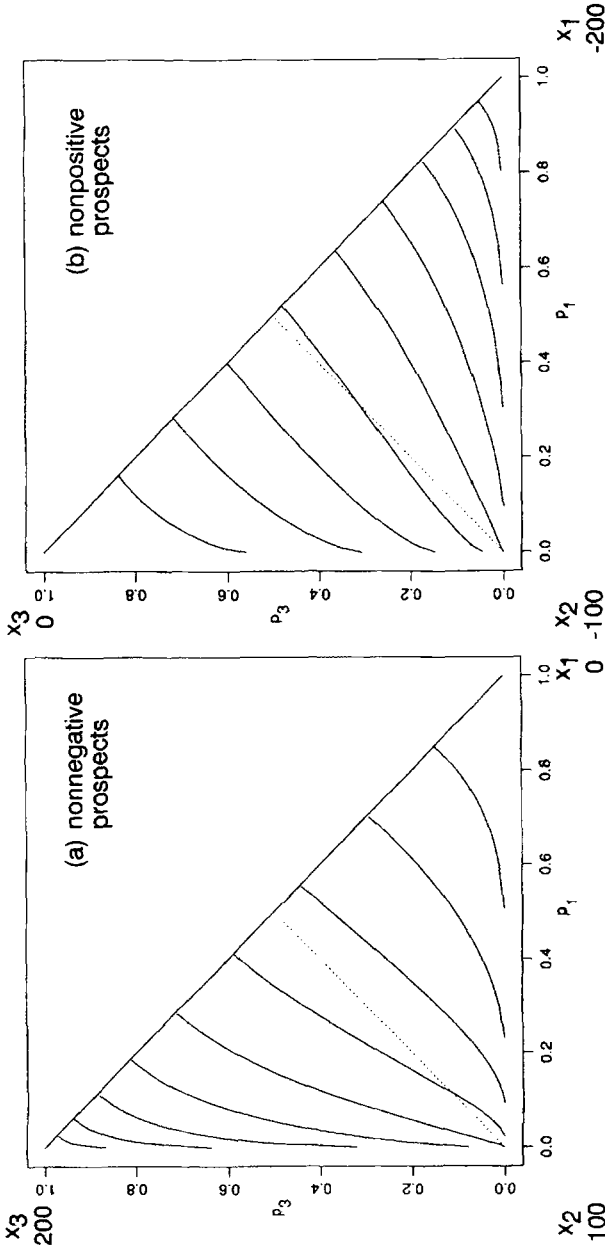


Figure 4. Indifference curves of cumulative prospect theory (a) for nonnegative prospects ($x_1 = 0, x_2 = 100, x_3 = 200$), and (b) for nonpositive prospects ($x_1 = -200, x_2 = -100, x_3 = 0$). The curves are based on the respective weighting functions of figure 3, ($\gamma = .61, \delta = .69$) and on the median estimates of the exponents of the value function ($\alpha = \beta = .88$). The broken line through the origin represents the prospects whose expected value is x_2 .

2.4. Incentives

We conclude this section with a brief discussion of the role of monetary incentives. In the present study we did not pay subjects on the basis of their choices because in our experience with choice between prospects of the type used in the present study, we did not find much difference between subjects who were paid a flat fee and subjects whose payoffs were contingent on their decisions. The same conclusion was obtained by Camerer (1989), who investigated the effects of incentives using several hundred subjects. He found that subjects who actually played the gamble gave essentially the same responses as subjects who did not play; he also found no differences in reliability and roughly the same decision time. Although some studies found differences between paid and unpaid subjects in choice between simple prospects, these differences were not large enough to change any significant qualitative conclusions. Indeed, all major violations of expected utility theory (e.g. the common consequence effect, the common ratio effect, source dependence, loss aversion, and preference reversals) were obtained both with and without monetary incentives.

As noted by several authors, however, the financial incentives provided in choice experiments are generally small relative to people's incomes. What happens when the stakes correspond to three- or four-digit rather than one- or two-digit figures? To answer this question, Kachelmeier and Shehata (1991) conducted a series of experiments using Masters students at Beijing University, most of whom had taken at least one course in economics or business. Due to the economic conditions in China, the investigators were able to offer subjects very large rewards. In the high payoff condition, subjects earned about three times their normal monthly income in the course of one experimental session! On each trial, subjects were presented with a simple bet that offered a specified probability to win a given prize, and nothing otherwise. Subjects were instructed to state their cash equivalent for each bet. An incentive compatible procedure (the BDM scheme) was used to determine, on each trial, whether the subject would play the bet or receive the "official" selling price. If departures from the standard theory are due to the mental cost associated with decision making and the absence of proper incentives, as suggested by Smith and Walker (1992), then the highly paid Chinese subjects should not exhibit the characteristic nonlinearity observed in hypothetical choices, or in choices with small payoffs.

However, the main finding of Kachelmeier and Shehata (1991) is massive risk seeking for small probabilities. Risk seeking was slightly more pronounced for lower payoffs, but even in the highest payoff condition, the cash equivalent for a 5% bet (their lowest probability level) was, on average, three times larger than its expected value. Note that in the present study the median cash equivalent of a 5% chance to win \$100 (see table 3) was \$14, almost three times the expected value of the bet. In general, the cash equivalents obtained by Kachelmeier and Shehata were higher than those observed in the present study. This is consistent with the finding that minimal selling prices are generally higher than certainty equivalents derived from choice (see, e.g., Tversky, Slovic, and Kahneman, 1990). As a consequence, they found little risk aversion for moderate and high

probability of winning. This was true for the Chinese subjects, at both high and low payoffs, as well as for Canadian subjects, who either played for low stakes or did not receive any payoff. The most striking result in all groups was the marked overweighting of small probabilities, in accord with the present analysis.

Evidently, high incentives do not always dominate noneconomic considerations, and the observed departures from expected utility theory cannot be rationalized in terms of the cost of thinking. We agree with Smith and Walker (1992) that monetary incentives could improve performance under certain conditions by eliminating careless errors. However, we maintain that monetary incentives are neither necessary nor sufficient to ensure subjects' cooperativeness, thoughtfulness, or truthfulness. The similarity between the results obtained with and without monetary incentives in choice between simple prospects provides no special reason for skepticism about experiments without contingent payment.

3. Discussion

Theories of choice under uncertainty commonly specify 1) the objects of choice, 2) a valuation rule, and 3) the characteristics of the functions that map uncertain events and possible outcomes into their subjective counterparts. In standard applications of expected utility theory, the objects of choice are probability distributions over wealth, the valuation rule is expected utility, and utility is a concave function of wealth. The empirical evidence reported here and elsewhere requires major revisions of all three elements. We have proposed an alternative descriptive theory in which 1) the objects of choice are prospects framed in terms of gains and losses, 2) the valuation rule is a two-part cumulative functional, and 3) the value function is S-shaped and the weighting functions are inverse S-shaped. The experimental findings confirmed the qualitative properties of these scales, which can be approximated by a (two-part) power value function and by identical weighting functions for gains and losses.

The curvature of the weighting function explains the characteristic reflection pattern of attitudes to risky prospects. Overweighting of small probabilities contributes to the popularity of both lotteries and insurance. Underweighting of high probabilities contributes both to the prevalence of risk aversion in choices between probable gains and sure things, and to the prevalence of risk seeking in choices between probable and sure losses. Risk aversion for gains and risk seeking for losses are further enhanced by the curvature of the value function in the two domains. The pronounced asymmetry of the value function, which we have labeled loss aversion, explains the extreme reluctance to accept mixed prospects. The shape of the weighting function explains the certainty effect and violations of quasi-convexity. It also explains why these phenomena are most readily observed at the two ends of the probability scale, where the curvature of the weighting function is most pronounced (Camerer, 1992).

The new demonstrations of the common consequence effect, described in tables 1 and 2, show that choice under uncertainty exhibits some of the main characteristics observed in choice under risk. On the other hand, there are indications that the decision weights associated with uncertain and with risky prospects differ in important ways. First, there is abundant evidence that subjective judgments of probability do not conform to the rules

of probability theory (Kahneman, Slovic and Tversky, 1982). Second, Ellsberg's example and more recent studies of choice under uncertainty indicate that people prefer some sources of uncertainty over others. For example, Heath and Tversky (1991) found that individuals consistently preferred bets on uncertain events in their area of expertise over matched bets on chance devices, although the former are ambiguous and the latter are not. The presence of systematic preferences for some sources of uncertainty calls for different weighting functions for different domains, and suggests that some of these functions lie entirely above others. The investigation of decision weights for uncertain events emerges as a promising domain for future research.

The present theory retains the major features of the original version of prospect theory and introduces a (two-part) cumulative functional, which provides a convenient mathematical representation of decision weights. It also relaxes some descriptively inappropriate constraints of expected utility theory. Despite its greater generality, the cumulative functional is unlikely to be accurate in detail. We suspect that decision weights may be sensitive to the formulation of the prospects, as well as to the number, the spacing and the level of outcomes. In particular, there is some evidence to suggest that the curvature of the weighting function is more pronounced when the outcomes are widely spaced (Camerer, 1992). The present theory can be generalized to accommodate such effects, but it is questionable whether the gain in descriptive validity, achieved by giving up the separability of values and weights, would justify the loss of predictive power and the cost of increased complexity.

Theories of choice are at best approximate and incomplete. One reason for this pessimistic assessment is that choice is a constructive and contingent process. When faced with a complex problem, people employ a variety of heuristic procedures in order to simplify the representation and the evaluation of prospects. These procedures include computational shortcuts and editing operations, such as eliminating common components and discarding nonessential differences (Tversky, 1969). The heuristics of choice do not readily lend themselves to formal analysis because their application depends on the formulation of the problem, the method of elicitation, and the context of choice.

Prospect theory departs from the tradition that assumes the rationality of economic agents; it is proposed as a descriptive, not a normative, theory. The idealized assumption of rationality in economic theory is commonly justified on two grounds: the conviction that only rational behavior can survive in a competitive environment, and the fear that any treatment that abandons rationality will be chaotic and intractable. Both arguments are questionable. First, the evidence indicates that people can spend a lifetime in a competitive environment without acquiring a general ability to avoid framing effects or to apply linear decision weights. Second, and perhaps more important, the evidence indicates that human choices are orderly, although not always rational in the traditional sense of this word.

Appendix: Axiomatic Analysis

Let $F = \{f: S \rightarrow X\}$ be the set of all prospects under study, and let F^+ and F^- denote the positive and the negative prospects, respectively. Let \succeq be a binary preference relation

on F , and let \approx and $>$ denote its symmetric and asymmetric parts, respectively. We assume that \geq is complete, transitive, and strictly monotonic, that is, if $f \neq g$ and $f(s) \geq g(s)$ for all $s \in S$, then $f > g$.

For any $f, g \in F$ and $A \subset S$, define $h = fAg$ by: $h(s) = f(s)$ if $s \in A$, and $h(s) = g(s)$ if $s \in S - A$. Thus, fAg coincides with f on A and with g on $S - A$. A preference relation \geq on F satisfies *independence* if for all $f, g, f', g' \in F$ and $A \subset S$, $fAg \geq f'Ag$ iff $f'Ag \geq f'Ag'$. This axiom, also called the sure thing principle (Savage, 1954), is one of the basic qualitative properties underlying expected utility theory, and it is violated by Allais's common consequence effect. Indeed, the attempt to accommodate Allais's example has motivated the development of numerous models, including cumulative utility theory. The key concept in the axiomatic analysis of that theory is the relation of comonotonicity, due to Schmeidler (1989). A pair of prospects $f, g \in F$ are *comonotonic* if there are no $s, t \in S$ such that $f(s) > f(t)$ and $g(t) > g(s)$. Note that a constant prospect that yields the same outcome in every state is comonotonic with all prospects. Obviously, comonotonicity is symmetric but not transitive.

Cumulative utility theory does not satisfy independence in general, but it implies independence whenever the prospects $fAg, fAg', f'Ag$, and $f'Ag'$ above are pairwise comonotonic. This property is called *comonotonic independence*.⁵ It also holds in cumulative prospect theory, and it plays an important role in the characterization of this theory, as will be shown below. Cumulative prospect theory satisfies an additional property, called *double matching*: for all $f, g \in F$, if $f^+ \approx g^+$ and $f^- \approx g^-$, then $f \approx g$.

To characterize the present theory, we assume the following structural conditions: S is finite and includes at least three states; $X = \text{Re}$; and the preference order is continuous in the product topology on Re^k , that is, $\{f \in F : f \geq g\}$ and $\{f \in F : g \geq f\}$ are closed for any $g \in F$. The latter assumptions can be replaced by restricted solvability and a comonotonic Archimedean axiom (Wakker, 1991).

Theorem 1. Suppose (F^+, \geq) and (F^-, \geq) can each be represented by a cumulative functional. Then (F, \geq) satisfies cumulative prospect theory iff it satisfies double matching and comonotonic independence.

The proof of the theorem is given at the end of the appendix. It is based on a theorem of Wakker (1992) regarding the additive representation of lower-diagonal structures. Theorem 1 provides a generic procedure for characterizing cumulative prospect theory. Take any axiom system that is sufficient to establish an essentially unique cumulative (i.e., rank-dependent) representation. Apply it separately to the preferences between positive prospects and to the preferences between negative prospects, and construct the value function and the decision weights separately for F^+ and for F^- . Theorem 1 shows that comonotonic independence and double matching ensure that, under the proper rescaling, the sum $V(f^+) + V(f^-)$ preserves the preference order between mixed prospects. In order to distinguish more sharply between the conditions that give rise to a one-part or a two-part representation, we need to focus on a particular axiomatization of the Choquet functional. We chose Wakker's (1989a, 1989b) because of its generality and compactness.

For $x \in X, f \in F$, and $r \in S$, let $x\{r\}f$ be the prospect that yields x in state r and coincides with f in all other states. Following Wakker (1989a), we say that a preference relation satisfies *tradeoff consistency*⁶ (TC) if for all $x, x', y, y' \in X, f, f', g, g' \in F$, and $s, t \in S$.

$$x\{s\}f \preceq y\{s\}g, x'\{s\}f \succeq y'\{s\}g \text{ and } x\{t\}f' \succeq y\{t\}g' \text{ imply } x'\{t\}f' \succeq y'\{t\}g'.$$

To appreciate the import of this condition, suppose its premises hold but the conclusion is reversed, that is, $y'\{t\}g' > x'\{t\}f'$. It is easy to verify that under expected utility theory, the first two inequalities, involving $\{s\}$, imply $u(y) - u(y') \geq u(x) - u(x')$, whereas the other two inequalities, involving $\{t\}$, imply the opposite conclusion. Tradeoff consistency, therefore, is needed to ensure that “utility intervals” can be consistently ordered. Essentially the same condition was used by Tversky, Sattath, and Slovic (1988) in the analysis of preference reversal, and by Tversky and Kahneman (1991) in the characterization of constant loss aversion.

A preference relation satisfies *comonotonic tradeoff consistency* (CTC) if TC holds whenever the prospects $x\{s\}f, y\{s\}g, x'\{s\}f$, and $y'\{s\}g$ are pairwise comonotonic, as are the prospects $x\{t\}f', y\{t\}g', x'\{t\}f'$, and $y'\{t\}g'$ (Wakker, 1989a). Finally, a preference relation satisfies *sign-comonotonic tradeoff consistency* (SCTC) if CTC holds whenever the consequences x, x', y, y' are either all nonnegative or all nonpositive. Clearly, TC is stronger than CTC, which is stronger than SCTC. Indeed, it is not difficult to show that 1) expected utility theory implies TC, 2) cumulative utility theory implies CTC but not TC, and 3) cumulative prospect theory implies SCTC but not CTC. The following theorem shows that, given our other assumptions, these properties are not only necessary but also sufficient to characterize the respective theories.

Theorem 2. Assume the structural conditions described above.

- a. (Wakker, 1989a) Expected utility theory holds iff \succeq satisfies TC.
- b. (Wakker, 1989b) Cumulative utility theory holds iff \succeq satisfies CTC.
- c. Cumulative prospect theory holds iff \succeq satisfies double matching and SCTC.

A proof of part c of the theorem is given at the end of this section. It shows that, in the presence of our structural assumptions and double matching, the restriction of tradeoff consistency to sign-comonotonic prospects yields a representation with a reference-dependent value function and different decision weights for gains and for losses.

Proof of theorem 1. The necessity of comonotonic independence and double matching is straightforward. To establish sufficiency, recall that, by assumption, there exist functions π^+, π^-, v^+, v^- , such that $V^+ = \sum \pi^+ v^+$ and $V^- = \sum \pi^- v^-$ preserve \succeq on F^+ and on F^- , respectively. Furthermore, by the structural assumptions, π^+ and π^- are unique, whereas v^+ and v^- are continuous ratio scales. Hence, we can set $v^+(1) = 1$ and $v^-(-1) = \theta < 0$, independently of each other.

Let Q be the set of prospects such that for any $q \in Q, q(s) \neq q(t)$ for any distinct $s, t \in S$. Let F_g denote the set of all prospects in F that are comonotonic with G . By comonotonic independence and our structural conditions, it follows readily from a theorem of Wakker

(1992) on additive representations for lower-triangular subsets of Re^k that, given any $q \in Q$, there exist intervals scales $\{U_{qi}\}$, with a common unit, such that $U_q = \sum_i U_{qi}$ preserves \geq on F_q . With no loss of generality we can set $U_{qi}(0) = 0$ for all i and $U_q(1) = 1$. Since V^+ and V^- above are additive representations of \geq on F_q^+ and F_q^- , respectively, it follows by uniqueness that there exist $a_q, b_q > 0$ such that for all i , U_{qi} equals $a_q \pi_i^+ v^+$ on Re^+ , and U_{qi} equals $b_q \pi_i^- v^-$ on Re^- .

So far the representations were required to preserve the order only within each F_q . Thus, we can choose scales so that $b_q = 1$ for all q . To relate the different representations, select a prospect $h \neq q$. Since V^+ should preserve the order on F^+ , and U_q should preserve the order within each F_q , we can multiply V^+ by a_h , and replace each a_q by a_q/a_h . In other words, we may set $a_h = 1$. For any $q \in Q$, select $f \in F_q, g \in F_h$ such that $f^+ \approx g^+ > 0, f^- \approx g^- > 0$, and $g \approx 0$. By double matching, then, $f \approx g \approx 0$. Thus, $a_q V^+(f^+) + V^-(f^-) = 0$, since this form preserves the order on F_q . But $V^+(f^+) = V^+(g^+)$ and $V^-(f^-) = V^-(g^-)$, so $V^+(g^+) + V^-(g^-) = 0$ implies $V^+(f^+) + V^-(f^-) = 0$. Hence, $a_q = 1$, and $V(f) = V^+(f^+) + V^-(f^-)$ preserves the order within each F_q .

To show that V preserves the order on the entire set, consider any $f, g \in F$ and suppose $f \geq g$. By transitivity, $c(f) \geq c(g)$ where $c(f)$ is the certainty equivalent of f . Because $c(f)$ and $c(g)$ are comonotonic, $V(f) = V(c(f)) \geq V(c(g)) = V(g)$. Analogously, $f > g$ implies $V(f) > V(g)$, which complete the proof of theorem 1.

Proof of theorem 2 (part c). To establish the necessity of SCTC, apply cumulative prospect theory to the hypotheses of SCTC to obtain the following inequalities:

$$\begin{aligned} V(x\{s\}f) &= \pi_s v(x) + \sum_{r \in S-s} \pi_r v(f(r)) \\ &\leq \pi'_s v(y) + \sum_{r \in S-s} \pi'_r v(g(r)) = V(y\{s\}g) \\ V(x'\{s\}f) &= \pi_s v(x') + \sum_{r \in S-s} \pi_r v(f(r)) \\ &\geq \pi'_s v(y') + \sum_{r \in S-s} \pi'_r v(g(r)) = V(y'\{s\}g). \end{aligned}$$

The decision weights above are derived, assuming SCTC, in accord with equations (1) and (2). We use primes to distinguish the decision weights associated with g from those associated with f . However, all the above prospects belong to the same comonotonic set. Hence, two outcomes that have the same sign and are associated with the same state have the same decision weight. In particular, the weights associated with $x\{s\}f$ and $x'\{s\}f$ are identical, as are the weights associated with $y\{s\}g$ and with $y'\{s\}g$. These assumptions are implicit in the present notation. It follows that

$$\pi_s v(x) - \pi'_s v(y) \leq \pi_s v(x') - \pi'_s v(y').$$

Because x, y, x', y' have the same sign, all the decision weights associated with state s are identical, that is, $\pi_s = \pi'_s$. Cancelling this common factor and rearranging terms yields $v(y) - v(y') \geq v(x) - v(x')$.

Suppose SCTC is not valid, that is, $x\{t\}f \succeq y\{t\}g'$ but $x'\{t\}f' < y'\{t\}g'$. Applying cumulative prospect theory, we obtain

$$\begin{aligned} V(x\{t\}f') &= \pi_t v(x) + \sum_{r \in S-t} \pi_r v(f'(r)) \\ &\geq \pi_t v(y) + \sum_{r \in S-t} \pi_r v(g'(r)) = V(y\{t\}g') \\ V(x'\{t\}f') &= \pi_t v(x') + \sum_{r \in S-t} \pi_r v(f'(r)) \\ &< \pi_t v(y') + \sum_{r \in S-t} \pi_r v(g'(r)) = V(y'\{t\}g'). \end{aligned}$$

Adding these inequalities yields $v(x) - v(x') > v(y) - v(y')$ contrary to the previous conclusion, which establishes the necessity of SCTC. The necessity of double matching is immediate.

To prove sufficiency, note that SCTC implies comonotonic independence. Letting $x = y, x' = y'$, and $f = g$ in TC yields $x\{t\}f' \succeq x\{t\}g'$ implies $x'\{t\}f' \succeq x'\{t\}g'$, provided all the above prospects are pairwise comonotonic. This condition readily entails comonotonic independence (see Wakker, 1989b).

To complete the proof, note that SCTC coincides with CTC on (F^+, \succeq) and on (F^-, \succeq) . By part b of this theorem, the cumulative functional holds, separately, in the nonnegative and in the nonpositive domains. Hence, by double matching and comonotonic independence, cumulative prospect theory follows from theorem 1.

Notes

1. In keeping with the spirit of prospect theory, we use the decumulative form for gains and the cumulative form for losses. This notation is vindicated by the experimental findings described in section 2.
2. This model appears under different names. We use *cumulative utility theory* to describe the application of a Choquet integral to a standard utility function, and *cumulative prospect theory* to describe the application of two separate Choquet integrals to the value of gains and losses.
3. An IBM disk containing the exact instructions, the format, and the complete experimental procedure can be obtained from the authors.
4. Camerer and Ho (1991) applied equation (6) to several studies of risky choice and estimated γ from aggregate choice probabilities using a logistic distribution function. Their mean estimate (.56) was quite close to ours.
5. Wakker (1989b) called this axiom *comonotonic coordinate independence*. Schmeidler (1989) used *comonotonic independence* for the mixture space version of this axiom: $f \succeq g$ iff $\alpha f + (1 - \alpha)h \succeq \alpha g + (1 - \alpha)h$.
6. Wakker (1989a, 1989b) called this property *cardinal coordinate independence*. He also introduced an equivalent condition, called the absence of *contradictory tradeoffs*.

References

Allais, Maurice. (1953). "Le comportement de l'homme rationel devant le risque, critique des postulats et axiomes de l'ecole americaine," *Econometrica* 21, 503-546.
 Arrow, Kenneth J. (1982). "Risk Perception in Psychology and Economics," *Economic Inquiry* 20, 1-9.

- Camerer, Colin F. (1989). "An Experimental Test of Several Generalized Utility Theories," *Journal of Risk and Uncertainty* 2, 61-104.
- Camerer, Colin F. (1992). "Recent Tests of Generalizations of Expected Utility Theory." In W. Edwards (ed.), *Utility: Theories, Measurement and Applications*, Boston, MA: Kluwer Academic Publishers.
- Camerer, Colin F. and Teck-Hua Ho. (1991). "Nonlinear Weighting of Probabilities and Violations of the Betweenness Axiom." Unpublished manuscript, The Wharton School, University of Pennsylvania.
- Chew, Soo-Hong. (1989). "An Axiomatic Generalization of the Quasilinear Mean and the Gini Mean with Application to Decision Theory," Unpublished manuscript, Department of Economics, University of California at Irvine.
- Choquet, Gustave. (1955). "Theory of Capacities," *Annales de L'Institut Fourier* 5, 131-295.
- Cohen, Michele, Jean-Yves Jaffray, and Tanius Said. (1987). "Experimental Comparison of Individual Behavior Under Risk and Under Uncertainty for Gains and for Losses," *Organizational Behavior and Human Decision Processes* 39, 1-22.
- Ellsberg, Daniel. (1961). "Risk, Ambiguity, and the Savage Axioms," *Quarterly Journal of Economics* 75, 643-669.
- Fishburn, Peter C. (1988). *Nonlinear Preference and Utility Theory*. Baltimore, MD: The Johns Hopkins University Press.
- Gilboa, Itzhak. (1987). "Expected Utility with Purely Subjective Non-additive Probabilities," *Journal of Mathematical Economics* 16, 65-88.
- Heath, Chip and Amos Tversky. (1991). "Preference and Belief: Ambiguity and Competence in Choice Under Uncertainty," *Journal of Risk and Uncertainty* 4, 5-28.
- Hershey, John C. and Paul J. H. Schoemaker. (1980). "Prospect Theory's Reflection Hypothesis: A Critical Examination," *Organizational Behavior and Human Performance* 25, 395-418.
- Hogarth, Robin and Hillel Einhorn. (1990). "Venture Theory: A Model of Decision Weights," *Management Science* 36, 780-803.
- Kachelmeier, Steven J. and Mohamed Shehata. (1991). "Examining Risk Preferences Under High Monetary Incentives: Experimental Evidence from The People's Republic of China," *American Economic Review*, forthcoming.
- Kahneman, Daniel, Paul Slovic, and Amos Tversky (eds.). (1982). *Judgment Under Uncertainty: Heuristics and Biases*. New York: Cambridge University Press.
- Kahneman, Daniel and Amos Tversky. (1979). "Prospect Theory: An Analysis of Decision Under Risk," *Econometrica* 47, 263-291.
- Kahneman, Daniel and Amos Tversky. (1984). "Choices, Values and Frames," *American Psychologist* 39, 341-350.
- Loomes, Graham and Robert Sugden. (1987). "Regret Theory: An Alternative Theory of Rational Choice Under Uncertainty," *The Economic Journal* 92, 805-824.
- Loomes, Graham and Robert Sugden. (1987). "Some Implications of a More General Form of Regret Theory," *Journal of Economic Theory* 41, 270-287.
- Luce, R. Duncan and Peter C. Fishburn. (1991). "Rank- and Sign-dependent Linear Utility Models for Finite First-order Gambles," *Journal of Risk and Uncertainty* 4, 29-59.
- Machina, Mark J. (1987). "Choice Under Uncertainty: Problems Solved and Unsolved," *Economic Perspectives* 1(1), 121-154.
- Marschak, Jacob. (1950). "Rational Behavior, Uncertain Prospects, and Measurable Utility," *Econometrica* 18, 111-114.
- Nakamura, Yutaka. (1990). "Subjective Expected Utility with Non-additive Probabilities on Finite State Space," *Journal of Economic Theory* 51, 346-366.
- Prelec, Drazen. (1989). "On the Shape of the Decision Weight Function." Unpublished manuscript, Harvard Graduate School of Business Administration.
- Prelec, Drazen. (1990). "A 'Pseudo-endowment' Effect, and its Implications for Some Recent Non-expected Utility Models," *Journal of Risk and Uncertainty* 3, 247-259.
- Quiggin, John. (1982). "A Theory of Anticipated Utility," *Journal of Economic Behavior and Organization* 3, 323-343.
- Savage, Leonard J. (1954). *The Foundations of Statistics*. New York: Wiley.

- Schmeidler, David. (1989). "Subjective Probability and Expected Utility without Additivity," *Econometrica* 57, 571-587.
- Segal, Uzi. (1989). "Axiomatic Representation of Expected Utility with Rank-dependent Probabilities," *Annals of Operations Research* 19, 359-373.
- Smith, Vernon L. and James M. Walker. (1992). "Monetary Rewards and Decision Cost in Experimental Economics." Unpublished manuscript, Economic Science Lab, University of Arizona.
- Starmer, Chris and Robert Sugden. (1989). "Violations of the Independence Axiom in Common Ratio Problems: An Experimental Test of Some Competing Hypotheses," *Annals of Operations Research* 19, 79-102.
- Tversky, Amos. (1969). "The Intransitivity of Preferences," *Psychology Review* 76, 31-48.
- Tversky, Amos and Daniel Kahneman. (1986). "Rational Choice and the Framing of Decisions," *The Journal of Business* 59(4), part 2, S251-S278.
- Tversky, Amos and Daniel Kahneman. (1991). "Loss Aversion in Riskless Choice: A Reference Dependent Model," *Quarterly Journal of Economics* 107(4), 1039-1061.
- Tversky, Amos, Shmuel Sattath, and Paul Slovic. (1988). "Contingent Weighting in Judgment and Choice," *Psychological Review* 95(3), 371-384.
- Tversky, Amos, Paul Slovic, and Daniel Kahneman. (1990). "The Causes of Preference Reversal," *The American Economic Review* 80(1), 204-217.
- Viscusi, Kip W. (1989). "Prospective Reference Theory: Toward an Explanation of the Paradoxes," *Journal of Risk and Uncertainty* 2, 235-264.
- Wakker, Peter P. (1989a). *Additive Representations of Preferences: A New Foundation in Decision Analysis*. Dordrecht, The Netherlands: Kluwer Academic Publishers.
- Wakker, Peter P. (1989b). "Continuous Subjective Expected Utility with Nonadditive Probabilities," *Journal of Mathematical Economics* 18, 1-27.
- Wakker, Peter P. (1990). "Separating Marginal Utility and Risk Aversion." Unpublished manuscript, University of Nijmegen, The Netherlands.
- Wakker, Peter P. (1991). "Additive Representations of Preferences, a New Foundation of Decision Analysis; the Algebraic Approach." In J. D. Doignon and J. C. Falmagne (eds.), *Mathematical Psychology: Current Developments*. Berlin: Springer, pp. 71-87.
- Wakker, Peter P. (1992). "Additive Representations on Rank-ordered Sets; Part II: The Topological Approach," *Journal of Mathematical Economics*, forthcoming.
- Wakker, Peter P. and Amos Tversky. (1991). "An Axiomatization of Cumulative Prospect Theory." Unpublished manuscript, University of Nijmegen, the Netherlands.
- Wehrung, Donald A. (1989). "Risk Taking over Gains and Losses: A Study of Oil Executives," *Annals of Operations Research* 19, 115-139.
- Weymark, J. A. (1981). "Generalized Gini Inequality Indices," *Mathematical Social Sciences* 1, 409-430.
- Yaari, Menahem E. (1987). "The Dual Theory of Choice Under Risk," *Econometrica* 55, 95-115.