



The Henley Passport Index

Q4 Update

October 2019

About the Henley Passport Index

The Henley Passport Index is the original and most authoritative ranking of all the world's passports according to the number of destinations their holders can access without a prior visa. The index includes 199 passports and 227 travel destinations, giving users the most extensive and reliable information about the global access their passport affords them. With historical data spanning 14 years and regularly updated expert analysis on the latest shifts in passport rankings, the index is an invaluable resource for global citizens and the standard reference tool for governments in this field.

Robust, reliable, and accurate

The ranking is based on exclusive data from the [International Air Transport Association \(IATA\)](#), which maintains the world's largest and most accurate database of travel information, and enhanced by continuous research by the *Henley & Partners* Research Department.

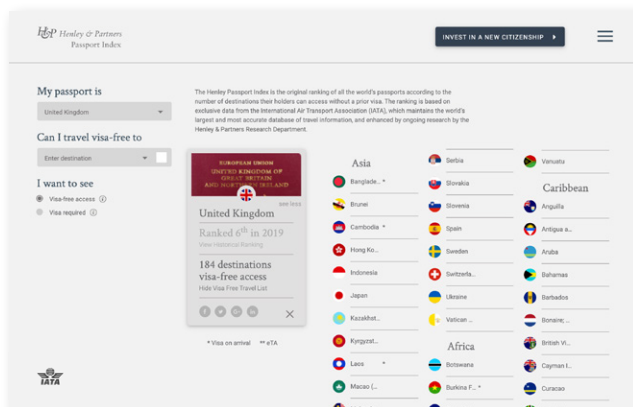

The index's scoring system was developed with the goal of giving users a nuanced, practical, and reliable overview of their passport's power. Each passport is scored on the total number

of destinations that the holder can access visa-free. For each travel destination, if no visa is required for passport holders, then a score of 1 is created for that passport. This also applies if passport holders can obtain a visa on arrival, a visitor's permit, or an electronic travel authority (ETA) upon entry.

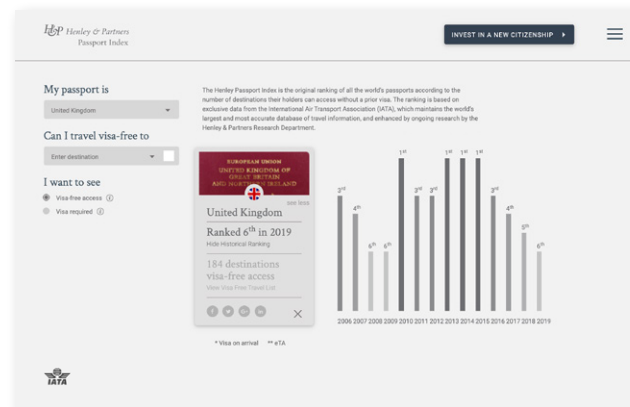
Where a visa is required, or where a passport holder must apply for a government-approved electronic visa (e-Visa) before departure, a score of 0 is assigned. The same applies if they need pre-departure approval for a visa on arrival.

Explore the world

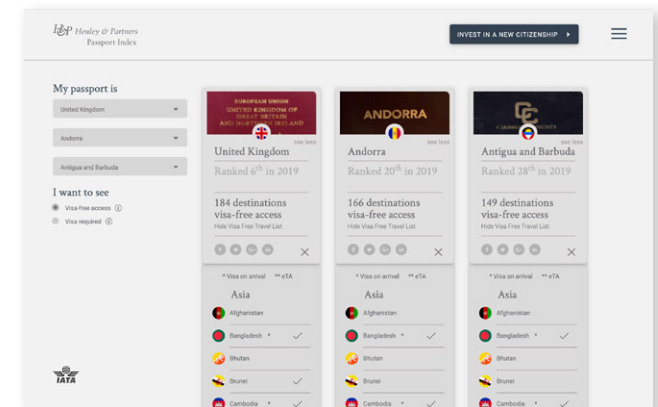
As well as allowing users to discover the strength of their own passports, [henleypassportindex.com](#) enables users to compare their passport to others, looking at differences in access and learning where their passport ranks regionally as well as globally. It also allows users to explore 14 years' worth of historical data, discovering how the strength of their passport has changed over the years, and looking at top climbers and fallers on the index.



Find out where you can travel visa-free



View your passport ranking over 14 years



Compare your passport power

Rank	Passport	Score
1	Japan	190
	Singapore	
2	Finland	188
	Germany	
	South Korea	
3	Denmark	187
	Italy	
	Luxembourg	
4	France	186
	Spain	
	Sweden	
5	Austria	185
	Netherlands	
	Portugal	
6	Belgium	184
	Canada	
	Greece	
	Ireland	
	Norway	
	Switzerland	
	United Kingdom	
	United States	
7	Czech Republic	183
	Malta	
8	New Zealand	182
9	Australia	181
	Lithuania	
	Slovakia	
10	Hungary	180
	Iceland	
	Latvia	
	Slovenia	
11	Estonia	179
12	Liechtenstein	177
	Malaysia	
13	Chile	174
	Poland	
14	Cyprus	173
	Monaco	
15	United Arab Emirates	172
16	Romania	171
17	Argentina	170
	Brazil	
	Bulgaria	
18	Croatia	168
	Hong Kong (SAR China)	
19	San Marino	167
20	Andorra	166
21	Brunei	165
22	Barbados	159
	Israel	
23	Mexico	158
24	Bahamas	154
	St. Kitts and Nevis	
25	Uruguay	153
26	Seychelles	151
27	Costa Rica	150
28	Antigua and Barbuda	149
29	Trinidad and Tobago	148
	Vatican City	
30	Mauritius	146
31	St. Lucia	145
	St. Vincent and the Grenadines	
	Taiwan (Chinese Taipei)	
32	Grenada	142
	Paraguay	
33	Macao (SAR China)	141
	Panama	
34	Dominica	137
35	Peru	135
36	El Salvador	134
	Honduras	
37	Guatemala	132
	Venezuela	
38	Samoa	131
	Serbia	
39	Solomon Islands	130
	Vanuatu	
40	Nicaragua	128
41	Tivulu	127
42	Colombia	126
43	Ukraine	125
44	Tonga	125
45	North Macedonia	123
46	Kiribati	122
	Marshall Islands	
	Montenegro	
47	Micronesia	119
	Moldova	
	Palau Islands	
48	Russian Federation	117
49	Bosnia and Herzegovina	116
50	Georgia	114
51	Albania	113
52	Turkey	112
53	South Africa	100
54	Belize	99
55	Timor-Leste	95
56	Kuwait	93
57	Qatar	92
58	Ecuador	91
59	Fiji	88
60	Guyana	87
	Nauru	
61	Jamaica	84
	Maldives	
62	Botswana	83
	Papua New Guinea	
63	Bahrain	81
64	Oman	79
65	Bolivia	78
	Suriname	
66	Thailand	77
67	Namibia	76
68	Belarus	75
	Kazakhstan	
69	Lesotho	74
	Saudi Arabia	
70	eSwatini	73
71	Malawi	72
72	China	71
	Kenya	
73	Indonesia	70
	Zambia	
74	Gambia	69
75	Tanzania	68
	Tunisia	
76	Azerbaijan	66
	Cape Verde Islands	
	Uganda	
77	Cuba	65
	Ghana	
	Philippines	
78	Dominican Republic	64
	Zimbabwe	
79	Sierra Leone	63
80	Benin	62
	Kyrgyzstan	
	Mongolia	
	Morocco	
81	Armenia	60
	Mozambique	
	Sao Tome and Principe	
82	India	59
83	Burkina Faso	58
	Mauritania	
84	Cote d'Ivoire	57
	Rwanda	
	Tajikistan	
85	Gabon	56
	Guinea	
	Uzbekistan	
86	Senegal	55
	Togo	
87	Guinea-Bissau	54
	Madagascar	
	Mali	
	Niger	
88	Cambodia	53
	Chad	
	Comores Islands	
89	Bhutan	52
	Equatorial Guinea	
90	Central African Republic	51
	Turkmenistan	
91	Vietnam	50
92	Algeria	49
	Angola	
	Cameroon	
	Egypt	
	Haiti	
	Jordan	
	Laos	
93	Burundi	48
	Liberia	
94	Congo (Rep.)	47
95	Djibouti	46
	Myanmar	
	Nigeria	
96	Sri Lanka	43
97	Congo (Dem. Rep.)	42
	Ethiopia	
	South Sudan	
98	Kosovo	41
99	Bangladesh	40
	Eritrea	
	Iran	
100	Lebanon	39
	North Korea	
101	Nepal	38
102	Libya	37
	Palestinian Territory	
	Sudan	
103	Yemen	33
104	Pakistan	31
	Somalia	
105	Syria	29
106	Iraq	27
107	Afghanistan	25

About Citizenship-by-Investment

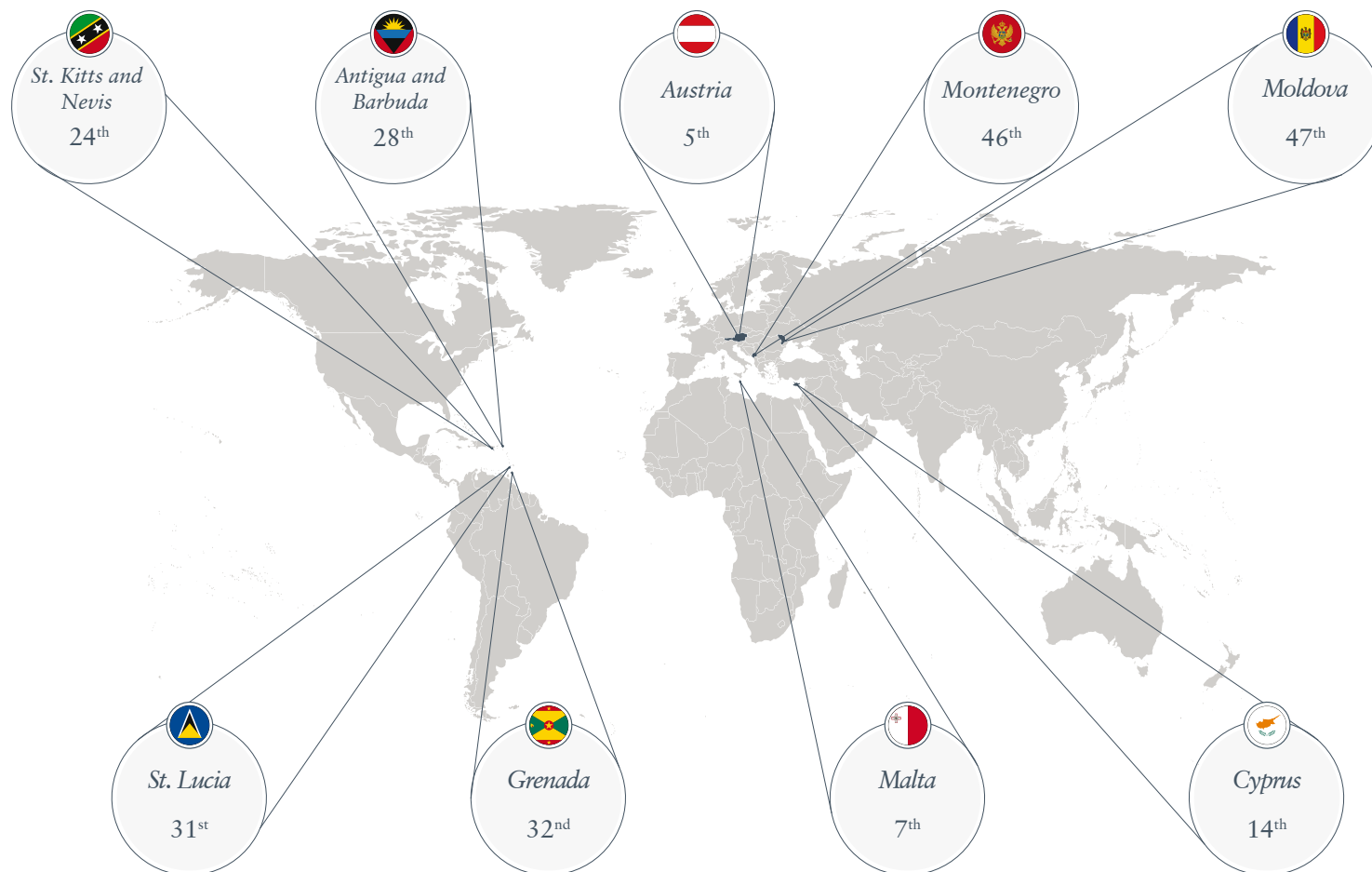
Residence- and citizenship-by-investment programs enable nations to grant residence or citizenship rights to individuals in exchange for a substantial investment.

Citizenship-by-investment refers to the process whereby qualified and carefully vetted candidates are granted full citizenship in exchange for their significant economic contribution to the passport-issuing state. Residence-by-investment refers to a similar process, but candidates in this case are granted temporary residence, which can be extended to permanent residence or, in some cases, citizenship at a later stage.

For individuals, the key benefits of holding an alternative passport include expanded travel mobility, access to business and educational opportunities on a global scale, ease of asset diversification, and improved safety and security in a rapidly changing world.

For host countries, the foreign direct investment secured through these programs creates both sovereign and societal value. Debt-free liquidity is injected into the economy, resulting in additional capital flows both to the public sector — encouraging fiscal autonomy, diversifying the economy, and creating employment opportunities — and the private sector, in the form of investments in existing enterprises, infrastructure, start-ups, and real estate.

There are now residence- and citizenship-by-investment programs in nearly 100 countries around the world, including more than 70% of EU member states.



The passport rankings of the top citizenship-by-investment programs

Top Citizenship-by-Investment Countries on the 2019 Henley Passport Index

 **Austria**  Rank: 5th

185 destinations
Including Canada, Hong Kong, Japan, Singapore, the UAE, the UK, the USA, and Europe's Schengen Area

EUR 3 million

 **St. Kitts and Nevis**  Rank: 24th

154 destinations
Including Hong Kong, Russia, Singapore, the UK, and Europe's Schengen Area

USD 150,000

 **Grenada**  Rank: 32nd

142 destinations
Including China, Hong Kong, Singapore, the UK, and Europe's Schengen Area

USD 150,000

 **Malta**  Rank: 7th

183 destinations
Including Canada, Hong Kong, Japan, Singapore, the UAE, the UK, the USA, and Europe's Schengen Area

EUR 1 million

 **Antigua and Barbuda**  Rank: 28th

149 destinations
Including Hong Kong, Singapore, the UK, and Europe's Schengen Area

USD 100,000

 **Montenegro**  Rank: 46th

122 destinations
Including Hong Kong, Singapore, the UAE, and Europe's Schengen Area

EUR 350,000

 **Cyprus**  Rank: 14th

173 destinations
Including Canada, Hong Kong, Japan, Singapore, the UAE, the UK, and Europe's Schengen Area

EUR 2.15 million

 **St. Lucia**  Rank: 31st

145 destinations
Including Hong Kong, Singapore, the UK, and Europe's Schengen Area

USD 100,000

 **Moldova**  Rank: 47th

119 destinations
Including Russia, Turkey, and Europe's Schengen Area

EUR 135,000

Henley & Partners is the global leader in residence and citizenship planning. Each year, hundreds of wealthy individuals and their advisors rely on our expertise and experience in this area. The firm's highly qualified professionals work together as one team in over 30 offices worldwide.

The concept of residence and citizenship planning was created by Henley & Partners in the 1990s. As globalization has expanded, residence and citizenship have become topics of significant interest among the increasing number of internationally mobile entrepreneurs and investors whom we proudly serve every day.

The firm also runs a leading government advisory practice that has raised more than USD 8 billion in foreign direct investment. Trusted by governments, the firm has been involved in strategic consulting and in the design, set-up, and operation of the world's most successful residence and citizenship programs.

Contact your nearest global office for a private consultation today.

Antigua and Barbuda
+1 268 562 2625
antigua@henleyglobal.com

Australia
+61 3 8680 2525
australia@henleyglobal.com

Austria
+43 1 361 6110
austria@henleyglobal.com

Canada
+1 514 288 1997
canada@henleyglobal.com

China
+86 20 2206 0499
china@henleyglobal.com

Croatia
+385 21 321 027
croatia@henleyglobal.com

Cyprus
+357 2531 1844
cyprus@henleyglobal.com

Dubai (UAE)
+971 4 392 77 22
dubai@henleyglobal.com

Greece
+30 21 0983 8705
greece@henleyglobal.com

Grenada
+1 473 443 4000
grenada@henleyglobal.com

Hong Kong
+852 3101 4100
hongkong@henleyglobal.com

Jersey (British Isles)
+44 1534 514 888
jersey@henleyglobal.com

Latvia
+371 66 05 10 09
latvia@henleyglobal.com

Malaysia
+603 2731 9340
malaysia@henleyglobal.com

Malta
+356 2138 7400
malta@henleyglobal.com

Moldova
+373 22 109 209
moldova@henleyglobal.com

Montenegro
+382 20 674 074
montenegro@henleyglobal.com

Philippines
+63 2 8669 2771
philippines@henleyglobal.com

Portugal
+351 213 970 977
portugal@henleyglobal.com

Singapore
+65 6438 7117
singapore@henleyglobal.com

Slovakia
+421 2 3231 0675
bratislava@henleyglobal.com

South Africa
+27 21 850 0524
southafrica@henleyglobal.com

South Korea
+82 2 2008 4664
korea@henleyglobal.com

St. Kitts and Nevis
+1 869 465 6220
stkitts@henleyglobal.com

St. Lucia
+1 758 458 9777
stlucia@henleyglobal.com

Switzerland
+41 44 266 22 22
switzerland@henleyglobal.com

Thailand
+662 041 4628
thailand@henleyglobal.com

United Kingdom
+44 207 823 10 10
uk@henleyglobal.com

Vietnam
+84 28 3911 1667
vietnam@henleyglobal.com