



# 2019-20 BUCKNELL MEN'S BASKETBALL MEDIA GUIDE





# Bucknell Basketball

## A DECADE (+) OF SUCCESS

The period from 2005 to present has been one of unprecedented success for the Bucknell men's basketball team. During this time, the Bison have won six Patriot League Tournament championships and 10 regular-season titles, and they made six NCAA Tournament appearances (including wins over Kansas and Arkansas) and three NIT appearances (including a win over Arizona). Bucknell produced a 176-58 Patriot League record in that span and topped the 20-win plateau eight times.

### 2004-05

**2004-05 Highlights:** 24-9 record (11-3 Patriot League) ... defeated top-seeded Holy Cross 61-57 in the Patriot League championship game in Worcester, Mass. ... upset 3rd-seeded Kansas 64-63 in the first round of the NCAA Tournament before falling to Wisconsin 71-62 in the second round ... the

Kansas win was the first NCAA Tournament victory in school and Patriot League history ... also had a notable 69-66 win over No. 10/7 Pittsburgh during the regular season ... that remains the highest-ranked team the Bison have ever beaten.

### 2005-06

**2005-06 Highlights:** 27-5 record (14-0 Patriot League) ... Bucknell became the first team in Patriot League history to go unbeaten in league play, winning all 14 PL regular-season games and three more in the postseason ... defeated Holy Cross

74-59 in the Patriot League final at Sojka Pavilion ... in November defeated No. 17/19 Syracuse 74-69 at the Carrier Dome ... in February was ranked No. 24 in Associated Press Poll, the first national top-25 ranking in program history ... seeded 9th in the NCAA Tournament, defeated Arkansas 59-55 before falling to top-seeded Memphis 72-56 ... 3 of 5 losses came to NCAA No. 1 seeds (Villanova, Duke, Memphis) ... finished the season ranked No. 25 nationally.

**2010-11 Highlights:** 25-9 record (13-1 Patriot League) ... the Bison got back to the postseason in 2011 after a near-perfect run through the Patriot League ... after going 13-1 in the PL in the regular season, Bucknell swept Army, Lehigh and Lafayette at home to win the Patriot League Tournament and earn an NCAA Tournament berth ... seeded 14th at the NAAs, the Bison ran into eventual-national-champion Connecticut and fell 81-52.

### 2010-11





**2011-12 Highlights:** 25-10 record (12-2 Patriot League) ... Bucknell won the Patriot League regular-season title with a 12-2 record but was upset by Lehigh 82-77 in the PL Tournament final at Sojka Pavilion ... the Bison recovered quickly and knocked off top-seeded Arizona 65-54 in their first-ever NIT appearance.

# 2011-12

**2012-13 Highlights:** 28-6 record (12-2 Patriot League) ... led by Patriot League regular-season and Tournament MVP Mike Muscala, the Bison set a school record with 28 wins and won the PL title for the second time in three years ... after beating Lafayette 64-56 in the league championship game at Sojka Pavilion, the 11th-seeded Bison lost a closely contested battle with Butler, 68-56, in the NCAA Tournament Round of 64.



# 2012-13



# 2016-17

**2016-17 Highlights:** 26-9 record (15-3 Patriot League) ... the Bison won the PL by three games for their sixth outright regular-season title in seven years ... led by PL Player of the Year and Defensive Player of the Year Nana Foulland and PL Tournament MVP Zach Thomas, the Bison defeated Lehigh 81-65 in the championship game ... seeded 13th in the NCAA Tournament, the Bison gave West Virginia all it could handle but fell 86-80 in the first round.

**2017-18 Highlights:** 25-10 record (16-2 Patriot League) ... the Bison cruised to yet another Patriot League regular-season title, winning the league by four games while becoming the first team to win 16 PL games ... Bucknell then beat Loyola, Boston University and Colgate -- the final two wins coming by a combined 60 points -- to claim the Patriot League Tournament ... Zach Thomas earned PL Player of the Year honors after leading the league in both scoring (20.3) and rebounding (9.2) ... Thomas, Stephen Brown and Nana Foulland became the first trio from the same team to all earn First Team All-Patriot League honors ... the Bison had another close call in the NCAA Tournament, where they fell 82-78 to 3rd-seeded Michigan State in Detroit.



# 2017-18





**WELCOME TO BISON BASKETBALL**









# WELCOME TO BISON BASKETBALL

## GENERAL INFORMATION

Location: Lewisburg, PA 17837  
 Founded: 1846, 100th American college chartered  
 Enrollment: 3,600  
 Nickname: Bison  
 Colors: Orange and Blue  
 Affiliation: NCAA Division I  
 Conference: Patriot League  
 Home Facility: Sojka Pavilion (4,000)

## UNIVERSITY ADMINISTRATION

President ..... Dr. John C. Bravman  
 Provost ..... Elisabeth Mermann-Jozwiak  
 Vice Provost ..... Robert Midkiff  
 VP for Finance & Administration ..... David Surgala  
 VP for University Advancement ..... Scott Rosevear  
 VP for Library & Information Technology ..... Param Bedi  
 VP for Enrollment Management ..... Bill Conley  
 VP for Human Resources ..... Pierre Joanis  
 VP for Communications ..... Gail Glover  
 Associate VP for Facilities & Sustainability ..... Ken Ogawa  
 Dean of Students ..... Amy Badal  
 Dean of the Freeman College of Management ..... Raquel Meyer Alexander  
 Dean of the College of Arts and Sciences ..... Karl Voss  
 Dean of the College of Engineering ..... Patrick Mather  
 NCAA Faculty Representative ..... Linda Smolka

## ATHLETICS ADMINISTRATION

Director of Athletics & Recreation ..... Jermaine Truax  
 Deputy Athletics Director ..... Tim Pavlechko  
 Senior Associate AD/Development/Senior Woman Administrator ..... Maisha Kelly  
 Senior Associate AD/Leadership Development ..... Jen Kentera  
 Senior Associate AD/External Affairs & Bison Club ..... Todd Newcomb  
 Senior Associate AD/Administration ..... TBA  
 Associate AD/Business & Team Services ..... Terrie Grieb  
 Associate AD/NCAA Compliance & Student Services ..... Dan Isaf  
 Associate AD/Recreation Services ..... Karen Landis  
 Associate AD/Operations & Events ..... Chad Mason  
 Associate AD/Athletic Communications ..... Jon Terry  
 Associate AD/Athletic Training ..... Ian Wood  
 Assistant AD/Aquatics & Auxilliary Services ..... Ian Dye  
 Assistant AD/Operations & Events ..... TBA

## TEAM SUPPORT

Team Orthopaedic Surgeon ..... Dr. Daniel Feldmann  
 Assistant Athletic Trainer (Men's Basketball) ..... Brendan Abbey  
 Senior Leadership Gifts Officer ..... Tom Harvey  
 General Manager, Bucknell Sports Properties/Learfield ..... Mike Trudnak  
 Athletics Technology Coordinator ..... Sam Dixon  
 Radio & Television Coordinator ..... Doug Birdsong  
 Asst. Athletic Communications Directors ..... Jen Dobias, Ben Blumenthal, Cole Cloonan  
 Equipment Specialist ..... Ken Hare  
 Ticket Manager ..... Greg Marconi  
 Recruiting/Data Services Assistant ..... Deb Hommel

## BASKETBALL COACHING STAFF

Head Coach ..... Nathan Davis (Randolph-Macon '97)  
 Bucknell/Overall Record ..... 89-45 (5th season); 230-84 (11th season)  
 Associate Head Coach ..... Paul Harrison (Washington & Lee '93)  
 Assistant Coaches ..... Joe Meehan (Lebanon Valley '12), Johnathan Brown (Dominican '14)  
 Mgr. of Basketball Operations ..... Dom Hoffman (Bucknell '16)

## BASKETBALL FACTS

History ..... 125th (first season: 1895-96)  
*oldest program in nation (along with Minnesota & Yale)*  
 All-Time Record ..... 1448-1230-1 (.541)  
 Starters Returning/Lost ..... 3/2  
 Letterwinners Returning/Lost ..... 10/4  
 2018-19 Record ..... 21-12 overall, 13-5 Patriot League (T-1st)  
 2018-19 Postseason ..... Patriot League Tournament finalist

## IMPORTANT PHONE NUMBERS

Bucknell University Switchboard ..... 570-577-2000  
 Athletic Department ..... 570-577-1232  
 Men's Basketball Office ..... 570-577-1267  
 Ticket Office ..... 570-577-1000  
 Press Row Phone ..... 570-577-1087  
 Website/Twitter ..... BucknellBison.com | @Bucknell\_Bison | @Bucknell\_MBB







**BUCKNELL BASKETBALL**

Bucknell NCAA/NIT Success.....6  
 Taking on the Best .....7  
 Patriot League Success .....8  
 Mike Muscala/Bison in the Pros .....9  
 Sojka Pavilion: The Place to Be .....10  
 Premier Practice and Training Facilities .....12  
 The Premier Scholar-Athlete Experience.....14  
 Setting the Standard of Excellence .....16  
 About Bucknell University .....20  
 About Lewisburg.....22  
 Life Beyond Bucknell .....23  
 Student-Athlete Enrichment.....24

**THE 2019-20 BISON**

2019-20 Bison Outlook/Notebook .....26  
 2019-20 Roster/Pronunciations .....30  
 Spotter's Chart.....31  
 Walter Ellis.....32  
 Andrew Funk .....34  
 John Meeks .....36  
 Bruce Moore.....38  
 Paul Newman .....40  
 Ben Robertson.....42  
 Jordan Sechan .....44  
 Jimmy Sotos.....46  
 Kahliel Spear.....48  
 Avi Toomer .....50  
 Freshmen.....52

**THE COACHING STAFF**

Head Coach Nathan Davis .....54  
 Assistant Coaches .....55  
 Sports Medicine .....57  
 Cheerleaders .....58  
 Spirit Groups.....60

**THE PATRIOT LEAGUE**

About the Patriot League .....62  
 2019-20 PL Composite Schedule .....63  
 2018-19 Standings & Leaders.....64  
 2018-19 All-Patriot League Team .....65

**2018-19 SEASON REVIEW**

2018-19 Statistics & Results .....66  
 2018-19 Game Capsules.....67

**BASKETBALL HISTORY**

Year-by-Year Records .....74  
 Series Records .....75  
 Game-by-Game vs. 2019-20 Opponents .....76  
 The 1,000-Point Club .....81  
 The Record Book .....83  
 Sojka Pavilion Records .....88  
 Year-By-Year Leaders .....89  
 Bucknell Honors .....90  
 Year-By-Year Results .....93  
 Tournament History.....104  
 2005 NCAA Tournament Recap .....106  
 2006 NCAA Tournament Recap .....107  
 2005-06 Season Rewind .....108  
 Patriot League Perfection in 2006 .....109  
 Roster of Lettermen.....110  
 Retired Jerseys.....112  
 Bucknell Hall of Fame .....113

**BUCKNELL INFORMATION**

Athletics Facilities .....114  
 Bucknell Administration .....116  
 Athletics Administration .....117  
 The Bison Club.....119  
 Backcourt Club Donors .....120  
 Alumni Success.....121

**MEDIA INFORMATION**

Media Information .....122  
 Travel Information .....123  
 Welcome To Bison Country .....124  
 Where to Catch the Bison.....125

**2019-20 SCHEDULE**

Nov. 5	at Fairfield (ESPN3)	7 p.m.
Nov. 10	<b>VERMONT (WQMY/PLN)</b>	2 p.m.
Nov. 13	<b>HOFSTRA (PLN)</b>	7 p.m.
Nov. 16	at Canisius (ESPN+)	7 p.m.
Nov. 19	at Penn State# (BTN)	6:30 p.m.
Nov. 23	at Syracuse# (ACCN)	12 p.m.
Nov. 25	vs. Seattle^ (ESPNU)	2 p.m.
Nov. 26	vs. Yale or W. Michigan^ (ESPNU)	12 or 2 p.m.
Nov. 30	<b>PRINCETON (PLN)</b>	2 p.m.
Dec. 3	at Rider (ESPN+)	7 p.m.
Dec. 7	<b>ALBANY (PLN)</b>	7 p.m.
Dec. 21	at Siena (ESPN+)	6 p.m.
Dec. 28	vs. La Salle at The Palestra (ESPN+)	2 p.m.
Jan. 2	<b>ARMY WEST POINT* (PLN)</b>	7 p.m.
Jan. 5	at Lafayette* (PLN)	2 p.m.
Jan. 8	<b>NAVY* (PLN)</b>	7 p.m.
Jan. 11	<b>HOLY CROSS* (PLN)</b>	2 p.m.
Jan. 15	at American* (PLN)	7 p.m.
Jan. 18	<b>LEHIGH* (WQMY/PLN)</b>	7 p.m.
Jan. 20	at Colgate* (CBS SN)	7 p.m.
Jan. 25	<b>LOYOLA* (Stadium/PLN)</b>	7 p.m.
Jan. 29	at Army West Point* (PLN)	11 a.m.
Feb. 1	<b>BOSTON U.* (WQMY/PLN)</b>	2 p.m.
Feb. 3	<b>LAFAYETTE* (CBS SN)</b>	7 p.m.
Feb. 8	at Loyola* (PLN)	5 p.m.
Feb. 12	at Navy* (PLN)	7 p.m.
Feb. 15	<b>AMERICAN* (Stadium/PLN)</b>	2 p.m.
Feb. 17	at Holy Cross* (CBS SN)	7 p.m.
Feb. 23	at Lehigh* (PLN)	12 p.m.
Feb. 26	<b>COLGATE* (PLN)</b>	7 p.m.
Feb. 29	at Boston U. (PLN)	12 p.m.
Mar. 3	PL First Round% (PLN)	TBA
Mar. 5	PL Quarterfinals% (Stadium TV/PLN)	TBA
Mar. 8	PL Semifinals% (CBS SN)	12/2 p.m.
Mar. 11	PL Championship% (CBS SN)	7:30 p.m.

All times Eastern  
 \* Patriot League game  
 # NIT Season Tip-Off, Campus Sites  
 ^ NIT Season Tip-Off, Orlando, Fla.  
 % PL Tournament games at home of higher seed  
 PLN — Patriot League Network webcast

**2018-19 RESULTS**

Nov. 7	at St. Bonaventure	(OT) 88-85 W
Nov. 10	<b>FAIRFIELD</b>	60-58 L
Nov. 13	<b>CANISIUS</b>	82-73 L
Nov. 25	at Vermont	69-61 W
Nov. 28	<b>NORTHEASTERN</b>	96-78 L
Dec. 1	<b>MONMOUTH</b>	65-43 W
Dec. 4	at La Salle	92-79 W
Dec. 15	at #15/14 Ohio State	73-71 L
Dec. 19	at Saint Mary's	85-56 L
Dec. 22	vs. Rhode Island^	84-82 W
Dec. 23	vs. TCU^	82-65 L
Dec. 25	vs. UNLV^	97-72 W
Jan. 2	at Army West Point*	64-63 W
Jan. 5	at Boston U.*	87-80 L
Jan. 9	<b>COLGATE*</b>	84-81 W
Jan. 12	<b>AMERICAN*</b>	55-54 W
Jan. 14	<b>HOLY CROSS*</b>	93-78 W
Jan. 19	at Lehigh*	85-83 W
Jan. 23	<b>LOYOLA*</b>	71-68 W
Jan. 26	at American*	76-68 L
Jan. 30	<b>NAVY*</b>	69-57 W
Feb. 2	at Lafayette*	94-66 W
Feb. 6	at Loyola*	84-72 W
Feb. 9	<b>BOSTON U.*</b>	82-76 W
Feb. 11	<b>LEHIGH*</b>	87-75 W
Feb. 16	at Holy Cross*	72-71 L
Feb. 19	at Colgate*	75-64 L
Feb. 24	<b>LAFAYETTE*</b>	118-76 W
Feb. 27	at Navy*	64-53 L
Mar. 2	<b>ARMY*</b>	62-61 W
Mar. 7	<b>HOLY CROSS%</b>	77-65 W
Mar. 10	<b>LEHIGH%</b>	97-75 W
Mar. 13	at Colgate%	94-80 L

\* Patriot League game  
 ^ Hawaiian Airlines Diamond Head Classic  
 % Patriot League Tournament

**2019-20 BUCKNELL MEN'S BASKETBALL GUIDE**

The 2018-19 Bucknell University Men's Basketball Media Guide is a production of the Bucknell University Office of Athletic Communications.

**CREDITS:**

The 2018-19 Bucknell University Men's Basketball Media Guide was written, edited, designed, and typeset by the Bucknell University Office of Athletic Communications, under the direction of Jon Terry. Photography provided by Marc Hagemeyer, Brett Hosterman, Emily Paine, Phil Inglis, Jon Lambert, Austin Mariasy, Ray Del Rio, Kevin Sabitus, Gordon Wenzel, Laurie Jackson, Tim Sofranko, Art Foxall Photography, Josh Bowerman, Steve Puppe, Terry Wild, and NBAE/Getty Images.

**ON THE COVER:**

(Top, L-R) Senior captains Avi Toomer, Bruce Moore, Ben Robertson.

(Bottom, L-R) Jimmy Sotos, Paul Newman, Walter Ellis, Andrew Funk, John Meeks, Kahliel Spear, Jordan Sechan.





# NCAA/NIT TOURNAMENT TRIUMPHS

- ➔ Bucknell has made eight NCAA Tournament appearances (1987, 1989, 2005, 2006, 2011, 2013, 2017, 2018) and three NIT appearances (2012, 2015, 2016).
- ➔ In 2005, the Bison became the first Patriot League team ever to win an NCAA Tournament game, upsetting third-seeded Kansas 64-63 in Oklahoma City.
- ➔ One year later, Bucknell repeated the feat, knocking out Arkansas 59-55. Bucknell was a No. 9 seed in the tournament in 2006, the highest seeding ever for a Patriot League team.
- ➔ In 2005, the Bison were eliminated in the second round by Wisconsin, 71-62, in a game Bucknell led with nine minutes to play. Top-seeded Memphis defeated Bucknell 72-56 in round two in 2006.
- ➔ Bucknell won another postseason game in 2012, defeating top-seeded Arizona in the first round of the NIT. The Bison lost a close game at Nevada in the second round.



Chris McNaughton's game-winning shot with 0:10 left vs. Kansas.



Charles Lee vs. Kansas



Kevin Bettencourt vs. Arkansas



Abe Badmus vs. Arkansas



Charles Lee on CBS after the Arkansas win



Joe Willman in the 2012 NIT win at Arizona



The Bison celebrate after upsetting Kansas in the 2005 NCAA Tournament.



# TAKING ON THE BEST

In recent years, Bucknell has:

- ➔ Beaten Kansas and Arkansas in the NCAA Tournament, and Arizona on the road in the NIT.
- ➔ Defeated Purdue, Pittsburgh, Syracuse, Vanderbilt, Xavier, DePaul, Penn State and UNLV.
- ➔ Played home games against Wake Forest, Villanova, Penn State, La Salle and Saint Joseph's.
- ➔ Also taken on the likes of Duke, North Carolina, Maryland, Stanford, Michigan, Ohio State, St. John's, West Virginia, Memphis, Wisconsin, N.C. State, Texas Tech, Notre Dame, Missouri, Providence, Marquette, Boston College, Connecticut, Minnesota, Vanderbilt, Butler, Saint Mary's and Iowa State.
- ➔ Played in venues such as Rupp Arena, The Palestra, Cameron Indoor Stadium, the Dean Smith Center, and the Carrier Dome, as well as NBA/NHL arenas in Washington, D.C., Dallas, Detroit, Buffalo, Milwaukee, Oklahoma City and Raleigh.



The Bison hosted No. 4 Villanova in 2005-06.



Avi Toomer takes it to the rim at Ohio State in 2018-19.



Bucknell and Wake Forest played an overtime classic at Sojka Pavilion in 2006-07.

The Bison visited Duke's Cameron Indoor Stadium in 2005-06. The Blue Devils were ranked No. 1 in the country at the time.





The Bison celebrate the 2006 Patriot League title.

The Bison celebrate the 2011 Patriot League title.

# PATRIOT LEAGUE SUCCESS

- ➔ Bucknell has more Patriot League victories (294) than any other program, and the Bison have won 70.7% of their PL games since the league's inception in 1990-91. Holy Cross has the next-most with 235.
- ➔ Over the last nine seasons, Bucknell has a PL record of 119-31 (.793).
- ➔ Bucknell has won Patriot League Tournament titles in 2005, 2006, 2011, 2013, 2017 and 2018. The Bison have captured the PL regular-season title in eight of the last nine years. Bucknell's streak of five straight regular-season titles is second-longest in the nation behind Gonzaga (7).
- ➔ In 2006 the Bison went 14-0 in Patriot League play, the first unbeaten mark in league history.
- ➔ Bucknell is 133-26 against Patriot League foes at Sojka Pavilion. The Bison went unbeaten at home in league play four straight years (2004-07) and racked up a record 38-game conference winning streak at home. The Bison enter the 2019-20 season with a 21-game home winning streak against PL foes.
- ➔ The Bison have advanced to the Patriot League Tournament semifinals 22 times in 29 seasons, and they have played in the championship game a record 13 times.



Nate Sestina, Kimbal Mackenzie and Avi Toomer celebrate after winning the 2017 title.

The Bison have fun with the championship trophy in 2018.



The Bison celebrate their 2013 Patriot League title.



The students storm the floor in 2011.



# MIKE MUSCALA '13 MAKES MARK IN NBA




Mike Muscala '13 made history in 2013-14 by becoming the first Bucknell graduate ever to play in an NBA game. Muscala was the third Bison to be selected in the NBA Draft, when he was taken 44th overall by the Dallas Mavericks and then traded on draft night to the Atlanta Hawks. Muscala started out playing in Spain's top division in 2013-14, while the Hawks retained his draft rights. When the Hawks suffered some injuries in their frontcourt, they purchased Muscala's contract from Rio Natura Monbus Obradoiro, where he had been averaging 14.6 points and a league-high 7.8 rebounds per game. Muscala's NBA debut came on March 2, 2014 in Phoenix, and he recorded four points and five rebounds that night in a loss to the Suns. He went on to log 3.8 points and 2.6 rebounds in 20 games, with a high of 15 points in a win over Milwaukee. After four successful seasons in Atlanta, Muscala was dealt to the Philadelphia 76ers as part of a three-team trade prior to the 2018-19 season. He was later traded to the Los Angeles Lakers, and prior to the 2019-20 season he signed a free-agent deal with the Oklahoma City Thunder.

While Muscala is the first Bison to see time in an NBA game, he is one of many Bucknell alumni to play basketball professionally overseas. One of the most prominent Bison alumni to play in Europe was J.R. Holden '98, who retired at the end of the 2011 season after a terrific career as the point guard for European powerhouse CSKA Moscow. Holden also started for the Russian National Team, with which he competed at the 2008 Summer Olympics in Beijing after a stunning victory over Spain in the 2007 European Championship. Holden's buzzer-beater gave the Russians the Euro title.

All three members of the Class of 2018 are playing in the pro ranks. Zach Thomas (Utah in 2018, Houston in 2019) and Nana Foulland (Minnesota in 2018) both played in the NBA Summer League, and now Thomas, Foulland and Stephen Brown are all playing overseas. Bucknell's most recent graduate to head to Europe is Kimbal Mackenzie, who will be playing in Spain in 2019-20.

Here are some other former Bison who have played in the pro ranks in recent years (\*active):

- \*CAMERON AYERS '14: (NBA G-League, Lithuania, Poland, Italy)
- ABE BADMUS '07: (Brazil, Germany, Nigerian National Team)
- BRYAN BAILEY '02: (Germany, Italy, Poland, Netherlands, Bosnia)
- \*STEPHEN BROWN '18: (Turkey, Russia, Germany)
- G.W. BOON '11: (Slovakia)
- DONALD BROWN '07: (Iceland, Germany)
- BRYAN COHEN '12: (Israel)
- \*BRIAN FITZPATRICK '14: (Denmark, Greece, Czechia, Sweden, Argentina)
- \*NANA FOULLAND '18: (Israel, Poland)
- JOHN GRIFFIN '08: (Germany, Slovakia)
- CHRIS HASS '16: (Germany, Czech Republic)
- BRYSON JOHNSON '13: (Germany, Canada)
- BOAKAI LALUGBA '04: (France, Sweden, Finland, USBL)
- CHARLES LEE '06: (Germany, Belgium, Israel, San Ant. Spurs camp)
- \*KIMBAL MACKENZIE '19: (Spain)
- CHRIS MCNAUGHTON '07: (Germany, Spain, German Nat. Team)
- DARRYL SHAZIER '11: (Northern Ireland)
- DAVORIN SKORNIK '04: (Slovenia, Italy, Switzerland, Hungary)
- \*ZACH THOMAS '18: (Belgium, Italy)
- JOE WILLMAN '13: (Netherlands, Czech Republic)



J.R. Holden takes on Allen Iverson in an exhibition game with CSKA Moscow.



Zach Thomas with the Rockets in the 2019 NBA Summer League



Chris McNaughton played for Germany in the 2010 FIBA World Championships.



Brian Fitzpatrick was named Finals MVP after leading Horsens IC to the Danish Cup title in 2015.



# SOJKA PAVILION: THE PLACE TO BE

Bucknell's hoops success has captured the imagination of the campus and surrounding communities, so much so that the Bison have attracted one of the best home-court advantages in the nation. Some Sojka facts:

- ➔ Sojka Pavilion, Bucknell's home since 2003, has attracted frequent sellout crowds, and the Bison have led the Patriot League in attendance in each of the last 14 seasons.
- ➔ Bucknell crowds are often led by a boisterous student section, clad in all orange behind the basket.
- ➔ The spirited crowds have helped the Bison to an 182-56 record in Sojka Pavilion, including a 133-26 mark against Patriot League competition.
- ➔ Bucknell had a 38-game home winning streak against Patriot League foes that spanned five seasons, and the Bison will enter 2019-20 with a 21-game streak.
- ➔ Major-conference foes Villanova, Wake Forest (twice) and Penn State have visited Sojka Pavilion in recent years. The Villanova game attracted a standing-room-only crowd of 4,433, which remains the largest ever to see a basketball game on the Bucknell campus. Wake Forest was the first ACC team ever to play at Bucknell, and the Demon Deacons returned in 2015-16.
- ➔ More than 60 nationally televised games have been aired from Sojka Pavilion, including the telecasts of the 2006, 2011, 2012, 2013, 2017 and 2018 Patriot League championship games.
- ➔ A total of 679,362 fans have watched men's basketball games at Sojka so far.





## BUCKNELL IN SOJKA PAVILION

Year	Overall	Patriot League*
2002-03	3-3 (.500)	3-3 (.500)
2003-04	10-2 (.833)	7-0 (1.000)
2004-05	12-1 (.923)	9-0 (1.000)
2005-06	14-1 (.933)	10-0 (1.000)
2006-07	10-2 (.833)	9-0 (1.000)
2007-08	7-6 (.538)	4-3 (.571)
2008-09	6-8 (.429)	3-4 (.429)
2009-10	8-5 (.615)	6-2 (.750)
2010-11	14-1 (.933)	10-0 (1.000)
2011-12	14-3 (.824)	8-2 (.800)
2012-13	14-1 (.933)	9-1 (.900)
2013-14	8-6 (.571)	6-4 (.600)
2014-15	12-4 (.750)	9-2 (.818)
2015-16	8-7 (.533)	7-3 (.700)
2016-17	15-2 (.882)	11-1 (.917)
2017-18	15-1 (.938)	11-1 (.917)
2018-19	12-3 (.800)	11-0 (1.000)
<b>Totals</b>	<b>182-56 (.765)</b>	<b>133-26 (.836)</b>

\* includes PL Tournament

## SOJKA ATTENDANCE RECORDS

Capacity: 4,000

Date	Opponent	Attendance
12/6/05	#4 Villanova	4,433
11/14/06	Wake Forest	4,330
3/11/11	Lafayette	4,271
3/7/12	Lehigh	4,267
11/28/14	Penn State	4,257
3/8/17	Lehigh	4,254
12/21/05	Saint Joseph's	4,252
2/9/07	Holy Cross	4,209
2/25/06	Army	4,174
2/16/08	Holy Cross	4,162






# FIRST-CLASS TRAINING FACILITIES

Bucknell men's basketball student-athletes have at their disposal practice and training facilities that are at the head of their class.

- ➔ On non-game days, Sojka Pavilion transforms into a multi-purpose practice court. The retractable grandstands allow for as many as eight baskets to be put into use, while at the same time letting the team practice every day on its home game floor.
- ➔ The men's basketball team has its own private, newly refurbished locker room, featuring a large-screen televisions and state-of-the-art video technology for team meetings and film study.
- ➔ The interior decoration, including installation of hard maple lockers and stools, was updated in 2007-08.
- ➔ As part of the Langone Athletics & Recreation Center complex, the spacious Berger Family Weight Room includes varsity-only space for the Bison teams to train under the tutelage of full-time strength & conditioning coach Jerry Shreck and his staff.
- ➔ Also under the Langone Athletics & Recreation Center roof is a state-of-the-art Sports Medicine Center that features numerous treatment modalities, including electric stimulation, ultrasound, hydrotherapy and cryotherapy. The hallmark of the complex is its three hydrotherapy tubs. Each can hold between 6-10 athletes.



A new video board was installed in Sojka Pavilion prior to the 2016-17 season. Two more were added prior to the 2017-18 campaign.



A look at Sojka Pavilion in practice setup





Above: A look at some of the recently-installed equipment in the Berger Family Weight Room  
 Below: The Bison lift weights under the watchful eye of head strength coach Jerry Shreck.



As part of the renovations to Zeller Lounge, the first BISON FUEL stop opened in August 2017. Student-athletes can drop in for free nutritious snacks and beverages every weekday afternoon after classes and before practice.



The Krebs Fitness Center features nearly 200 equipment positions on two levels, spanning 16,000 square feet. All new cardio equipment was installed in the summer of 2017.



The centerpiece of the new Charlie Woollum Lobby in Sojka Pavilion is the large video wall.

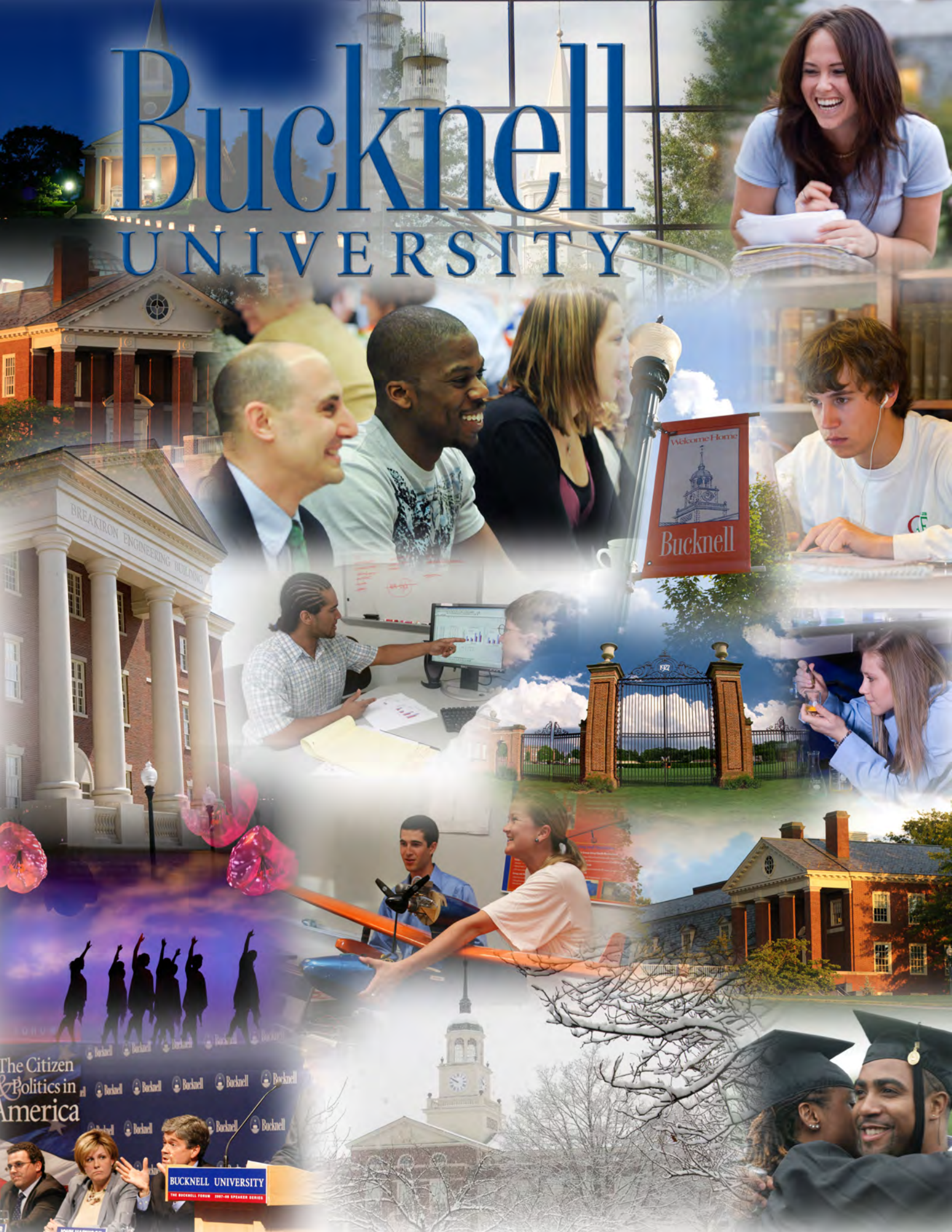


The hydrotherapy room in the Bucknell Sports Medicine Center



# Bucknell

## UNIVERSITY



The Citizen & Politics in America



BUCKNELL UNIVERSITY  
THE BUCKNELL FORUM 1987-88 SPEAKER SERIES





→ Bucknell ranked FIRST nationally in student-athlete graduation rate according to the NCAA's fall 2013 report, No. 2 nationally behind Stanford in the 2014, 2015 and 2016 reports, and No. 5 this year. Bucknell has led the nation in graduation rate on several occasions and annually ranks in the top 10.

#### 2019 NCAA GRADUATION RATE LEADERS

1. Stanford	94%
2. Davidson	93%
3. Notre Dame	92%
4. Northwestern	91%
5. BUCKNELL	90%
Georgetown	90%

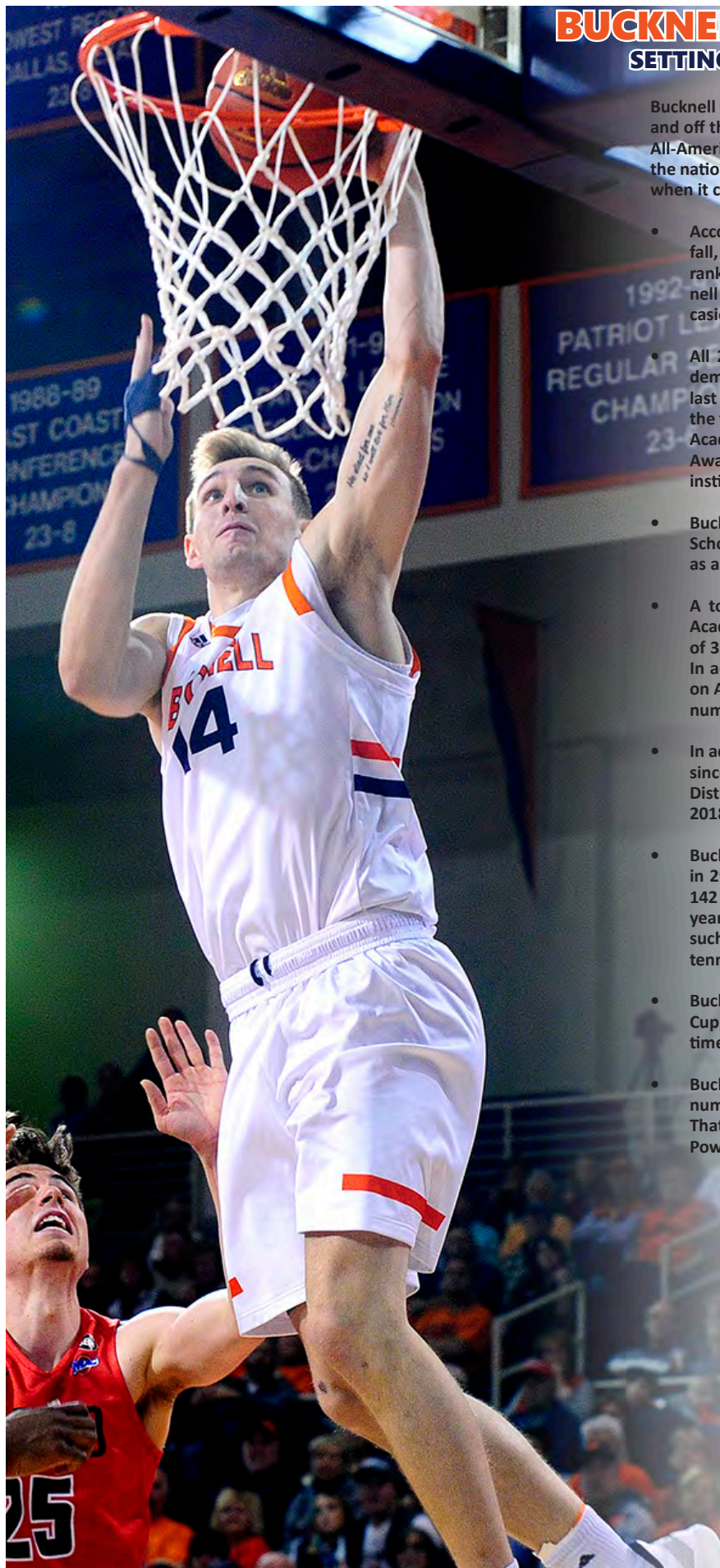
→ Twelve Bison varsity programs received 2019 Academic Progress Rate (APR) Public Recognition Awards last spring.

→ Each of Bucknell's varsity programs easily meet the NCAA's Academic Performance Rate (APR) standards. In fact, 10 Bison programs have maintained perfect scores of 1,000.

# The Premier Scholar-Athlete Experience







## BUCKNELL BISON ATHLETICS SETTING THE STANDARD OF EXCELLENCE

Bucknell takes great pride in its commitment to excellence on and off the playing fields. From Presidents' Cups to Academic All-Americans to graduation rates that are ranked annually in the national top-10, Bucknell is clearly at the head of the class when it comes to upholding the scholar-athlete ideal.

- According to federal data released by the NCAA each fall, Bucknell's student-athlete graduation rate annually ranks in the top 10 among all Division I institutions. Bucknell has led the nation in graduation rates on multiple occasions and ranked No. 5 in the most recent survey.
- All 27 Bison varsity teams easily met the NCAA's Academic Performance Rate (APR) standards once again last year. In fact, 10 programs boast perfect scores in the four-year rolling average. Bucknell received 12 NCAA Academic Progress Rate (APR) National Recognition Awards, one of the highest totals among all Division I institutions.
- Bucknell has claimed a league-high 159 Patriot League Scholar-Athletes of the Year since the league's inception as an all-sports conference in 1990-91.
- A total of 458 Bison appeared on the Patriot League Academic Honor Roll in 2018-19 after recording a GPA of 3.2 or better during their sport's competition season. In addition, 35 Bucknell student-athletes were honored on Academic All-Patriot League Teams, which mirror the number of All-PL selections for each sport.
- In addition to the 136 Academic All-Americans produced since 1970, Bucknell has also claimed 377 Academic All-District honorees over the same span, including seven in 2018-19.
- Bucknell has earned 115 Patriot League championships in 29 years in the league. In addition, Bucknell has had 142 conference players of the year, 125 PL coaches of the year and 651 individual league champions from sports such as cross country, track & field, swimming & diving, tennis and golf.
- Bucknell has captured the Patriot League Presidents' Cup, signifying the league's all-sports champion, 18 times in the 29-year history of the affiliation.
- Bucknell ranks 13th among all Division I schools in total number of Academic All-America selections with 136. That is the second-highest total among Division I non-Power 5 schools.





# BUCKNELL BISON ATHLETICS

## A NATIONAL MODEL IN PROMOTING THE SCHOLAR-ATHLETE IDEAL

Bucknell Athletics is first and foremost a student-centered organization, one that strives to be a national leader when it comes to operating by a true scholar-athlete model. At Bucknell, student-athletes' academic programs are their first priority, and providing a competitive Division I athletics program only advances the mission, values and residential learning goals of the university. To that end, the Department of Athletics and Recreation proactively seeks ways to assist student-athletes in their daily academic pursuits. Below are just some of the student-athlete support programs currently in place.

**BUCKNELL ATHLETICS LEADERSHIP INSTITUTE:** In 2011-12, the Department of Athletics launched the Bucknell Athletics Leadership Institute. This program is designed to help student-athletes learn how to be effective leaders on and off the playing fields. The Leadership Institute features programming and instruction that bridge theory, development and real experiences in an interactive learning environment. Through this endeavor, team leaders can enhance their impact on their teammates' and their program's performance immediately and for years to come.

**STUDENT-ATHLETE ADVISORY COMMITTEE (SAAC):** The Bucknell Student Athlete Advisory Committee is a leadership organization whose members provide student-athlete feedback and insights at the Athletic Department, campus, conference and NCAA levels. Through their collective efforts of communication, organization and active participation, they strive to create an enhanced student-athlete experience and connection to the greater community.

**MENTAL PERFORMANCE:** The mental health and performance of our student-athletes is of the utmost importance, and Bucknell University and the Department of Athletics have resources readily available. Dr. Angela Fifer, a sports psychologist and certified mental performance consultant, has office hours several days a week and works with student-athletes individually and in team settings. Bucknell also has an extensive Counseling and Student Development Center, staffed by a team of trained mental health professionals with concentrated study on the specific developmental needs of college students.

**BISON FUEL:** As part of a complete renovation to the Zeller Lounge area on the second floor of Gerhard Fieldhouse, Bucknell Athletics in August 2017 launched its first BISON FUEL location. BISON FUEL offers free nutritional snacks and beverages to student-athletes each weekday afternoon. The refurbished Zeller Lounge provides additional gathering and study space for student-athletes.

**FACULTY ATHLETICS REPRESENTATIVE:** The faculty athletics representative (FAR) is a member of the faculty or administrative staff who is designated to represent Bucknell in its relationships with the NCAA and the Patriot League. Bucknell's FAR is Linda Smolka, Associate Professor of Mathematics. The FAR can enhance the student-athlete experience by promoting a balance between academics, athletics and the social lives of student-athletes, which affords them opportunities to enjoy a full range of collegiate experiences.

**SIDELINE COACH PROGRAM:** This program is a truly unique initiative in Division I college athletics, and it involves the invitation of a member of the faculty, administration, staff or community by one of Bucknell's 27 varsity teams. The participant has the opportunity to discuss the overall program with the respective coaching staff, including practice preparation and strategy for the upcoming contest. The sideline coach attends a practice session and an actual intercollegiate competition, where he/she is introduced to the team and gains rarely seen insight into the relationships that exist between player-coach and player-player. The purpose of the Sideline Coach Program is to foster a better understanding by the faculty and administration of the roles played by coaches and athletes in the university's competitive intercollegiate athletic arena.

**ACADEMIC ENHANCEMENT CENTER:** The Department of Athletics operates a study/computer lab for student-athletes on the concourse level of Sojka Pavilion as well as in the Zeller Lounge area of Gerhard Fieldhouse. The study lab can be used as a meeting place for group projects, tutorial area or just a secluded and quiet study space before or after practice. In addition, the Department of Athletics owns a number of laptop computers that may be signed out by student-athletes for use on away trips.

**BISON GOOD SPORTS:** Now in its 13th year, Bison Good Sports is a sportsmanship awareness program designed to promote appropriate fan conduct at all Bison sporting events. Bucknell teams have some of the best fan support in the Patriot League, and we encourage all fans to enthusiastically cheer on the Orange & Blue in a positive manner.



Rings & Diplomas! Matt O'Reilly (L) and Kimbal Mackenzie on graduation day 2019.



Stephen Brown '18

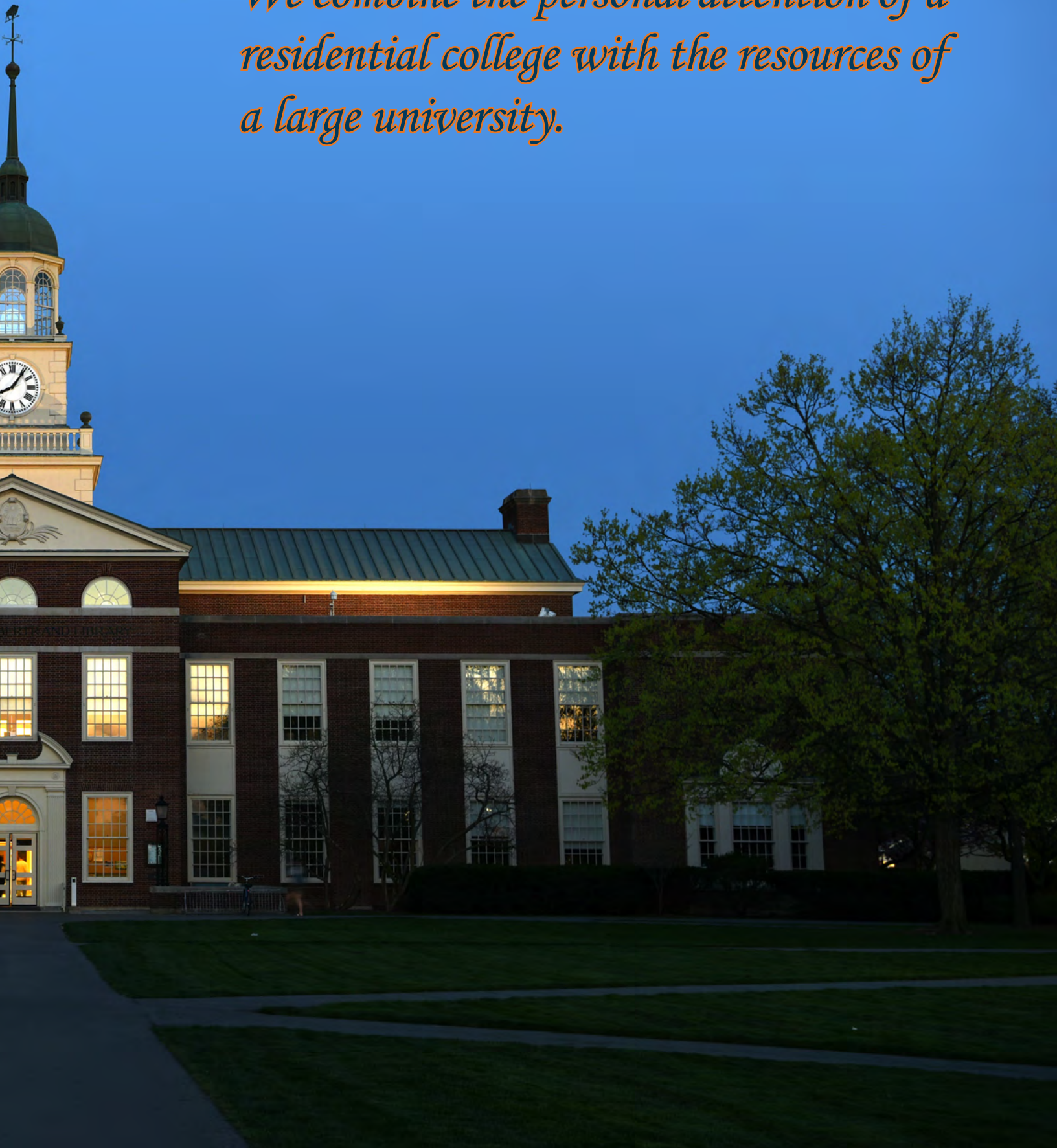






# BUCKNELL UNIVERSITY

*We combine the personal attention of a residential college with the resources of a large university.*





# This is Bucknell ...

- *Bucknell University, one of the top liberal arts schools in the nation, combines the personal attention of a residential college with the resources of a large university. Our 3,600 undergraduates and 60 graduate students forge their own paths to personal and professional success.*

- *A Bucknell education can't be defined by one narrow philosophy. It's found at the intersection of top-ranked arts, natural sciences, social sciences, humanities, engineering and management programs. By exploring the connections of these disciplines, Bucknell students become critical thinkers and skilled communicators prepared for a lifetime of success.*

## **ACADEMICS: BROAD LEARNING OPPORTUNITIES**

- Interdisciplinary, hands-on learning opportunities set Bucknell apart. With more than 55 majors and 65 minors to choose from, you'll pursue your interests, discover new passions and define success on your own terms — and with our 9:1 student-faculty ratio, your professors will be invested in helping you reach your goals.

- Major in English and go to medical school, major in anthropology and become a marketing executive, or major in engineering and become a manager. Deepen your experience in our undergraduate research program, where you can pursue research on a level normally reserved for graduate school.

## **OUTSTANDING CAREER PREPARATION**

- You'll gain the experience and skills to succeed wherever you go. Bucknell's career services include guidance with interviews and resumes, on-campus employment fairs, internship and externship placement and off-campus networking events. Preprofessional advising programs help students plan careers in the legal and healthcare fields.

- The outcome? Ninety-seven percent of students in the Class of 2017 were employed, in graduate school, both employed and in graduate school, or volunteering within nine months of graduation. And our graduates continue to thrive: Bucknell is ranked #11 among "best value" liberal arts colleges for alumni mid-career salary.

## **OUR CAMPUS: BEAUTIFUL AND CENTRALLY LOCATED**

Bucknell offers more than 100 facilities for learning, living and recreation, including state-of-the-art laboratories, performance and exhibition spaces and athletics facilities. Lewisburg, a charming small town with a rich arts scene, is about three hours from New York City, Philadelphia, Baltimore and Washington, D.C. The surrounding Susquehanna Valley brims with outdoor activities — hiking, biking, canoeing, kayaking and more.





## BEYOND THE CLASSROOM

- Learning happens 24/7 at Bucknell. We have more than 200 arts, service, academic, athletic, cultural and Greek groups, where you'll meet friends who share your interests. You can also hear visiting scholars and speakers, enjoy the performing and visual arts, participate in diverse faith traditions and much more.

- Our Residential College program of nine themed living-learning communities invites first-year students to connect with others interested in similar topics. You'll live in the same building, take a first-semester class together, and enjoy discussions with faculty, guest lectures, off-campus trips and community service. Residential College themes include the arts, STEM, the environment, food, global issues, the humanities, languages & culture, social justice, and society & technology.

## VISIT

- Bucknell offers campus tours on weekdays and Saturdays. To learn more about tours, lunch visits, "Day in the Life" opportunities, special admissions events and more, go to [bucknell.edu/visit](http://bucknell.edu/visit) or call 570-577-3000.

- Take a look around campus anytime by visiting [bucknell.edu/VirtualTour](http://bucknell.edu/VirtualTour).

## BUCKNELL MAJORS

### COLLEGE OF ARTS & SCIENCES

Africana Studies, Animal Behavior, Anthropology, Applied Mathematical Sciences, Art-Studio, Art History, Biology, Biophysics, Cell Biology/Biochemistry, Chemistry, Classics & Ancient Mediterranean Studies, Comparative Humanities, Computer Science, Early Childhood Education, East Asian Studies, Economics, Education, English (Creative Writing, Film/Media Studies, Literary Studies), Environmental Geosciences, Environmental Science, Environmental Studies, French & Francophone Studies, Geography, Geology, German Studies, History, Interdepartmental, International Relations, Italian Studies, Latin American Studies, Linguistics, Mathematical Economics, Mathematics, Music, Neuroscience, Philosophy, Physics, Political Science, Psychology, Religious Studies, Russian Studies, Sociology, Spanish, Theatre, and Women's & Gender Studies

### COLLEGE OF ENGINEERING

Biomedical Engineering, Chemical Engineering, Civil Engineering, Computer Engineering, Computer Science & Engineering, Electrical Engineering, Environmental Engineering, and Mechanical Engineering

### FREEMAN COLLEGE OF MANAGEMENT

Accounting & Financial Management, Global Management, Managing for Sustainability, and Markets, Innovation & Design





**"ONE OF THE BEST SMALL TOWNS IN AMERICA"**

Bucknell's hilltop campus slopes into Victorian Lewisburg, population roughly 6,000, a town in which historic preservationists have influence. Lewisburg enjoys ornamental vanities that are not part of modern architecture. Gingerbread porches, carved wooden doors and three-globed street lights that make this town memorable.

Historical roots are important in Lewisburg. The town celebrates the holidays with the annual Victorian Holiday Parade and exhibits at the Packwood House Museum and the Slifer House Museum. Its many historical sites include an Underground Railroad station. A weekly market brings Amish farmers to town in horse-drawn wagons.

Lewisburg is ranked 15th in the nation in the book, *The 100 Best Small Towns in America*, written by Norman Crampton. The town earned this ranking by scoring high in areas such as the number of physicians per 100,000, the percentage of college-educated residents, the lowest number of serious crimes, and its location near state parks as well as being host to an institution of higher learning.

The borough of Lewisburg began its early life as "Derrstown" named for its settler, landowner, and miller Ludwig Derr. While the date remains obscure, the historians point out that in English, the German name for Ludwig is Lewis.

The town's growth from 1785 until well into the 19th century was slow due to the lack of transportation, until a ferry was built to carry wagons across the Susquehanna River and a canal was completed in 1833. Lewisburg, surveyed in 1769, was not officially founded by Ludwig Derr until 1785. The borough was incorporated on March 31, 1812. Located on the Susquehanna, it has benefited with every development in transportation: turnpike, canal, railroad and now, highways.

Enhanced by the chartering of Bucknell University on February 5, 1846, and the seating of the county government on October 9, 1855, the community expanded its development past Fifth Street to what is now Route 15. Most of the builders of this community are protected through historic district regulation.

In addition to Bucknell, the Lewisburg Federal Prison System and Evangelical Community Hospital enhance the area's financial stability.

Education has always played a primary part in Lewisburg's social society. As early as 1790 the basics were taught in private homes. In 1805 the "Log Cabin Academy" was built. In 1835 three new schools were added, while the present system consists of two elementary schools, a middle school — which was recently named the top middle school in the state — and a high school. Sixty-five percent of Lewisburg's high school graduates go on to college.

For more on Lewisburg, please visit the Lewisburg Downtown Partnership Web site at

[www.lewisburgpa.com](http://www.lewisburgpa.com).



# Lewisburg, Pennsylvania







# Preparing for Life Beyond Bucknell



The Center for Career Advancement at Bucknell supports the University's commitment to preparing productive citizens for our global community by educating our students in bridging their educational and life experiences with their life-long professional goals.

The Center for Career Advancement at Bucknell is a comprehensive career center offering services and programs that are relevant to both undergraduate and graduate students. Assistance is available for such issues as: self-assessment and career decision-making, the development of job search tools, interview preparation, resources for conducting employment and graduate school research, and internship and full-time employment leads.



**Career Programming:**

- Self-assessment tools
- Extensive career and graduate admissions libraries
- On- and off-campus employment expos
- Internship/externship programs
- 24-hour access to Bucknell's web-based recruiting/career system
- Diversity resources
- Alumni career networking events
- Continuing career services for Bucknell graduates
- Bucknell Public Interest Program, educating students on non-profit careers

**BUCKNELL RECEIVES HIGH MARKS & GREAT OUTCOMES**

- #11 among liberal arts colleges for alumni median lifetime earnings (PayScale 2018 College ROI report)
  - #6 among undergraduate engineering programs where a doctorate is not offered (U.S. News & World Report 2020)
  - #35 among all national liberal arts colleges (U.S. News & World Report 2020)
  - #10 among most beautiful campuses (Princeton Review 2020).
- 
- Within nine months after graduation, 96% of the Class of 2018 reported being employed, in graduate school, both employed and in graduate school or volunteering.
  - 92% of first-year students return as sophomores (compared to 73.5% nationally)
  - 88% of our students graduate within six years (compared to 58.3% nationally)

**CLASS OF 2018**

Graduate Activity	% Respondents
Total Placed	96%
Employed	75%
Graduate School	17%
Volunteer/Service Program	2%
Military	1%
Applying/Preparing for Graduate School	1%
In Transition/Still Seeking	4%

Type of Employer	% Respondents
Financial Services	19%
Computer Science/Technology	11%
Consulting	11%
Engineering	11%
Communications/Sales/Marketing/PR	9%
Education	7%
Healthcare	7%
Consumer Products	4%
Entertainment/Athletics	3%
Sciences	3%
Government Agency/Public Policy	2%
Non-Profit/Social Services	2%
Other	11%

Graduate School Program	% Respondents
Engineering	23%
Science	21%
Humanities and Social Sciences	17%
Medical/Health Professions	11%
Law	10%
Business	9%
Education	9%

Average Salary	
Mean Salary	\$59,628
College of Engineering	\$70,833
Freeman College of Management	\$63,117
College of Arts & Sciences	\$53,296
Engineering/Arts & Sciences	\$87,375
Engineering/Management	\$69,100

Where Graduates Located	% Respondents
Northeast	81%
West	7%
Midwest	6%
Southeast	3%
International	3%

Sampling of Employers
Axtrua
BAML
Clark Construction
Deloitte Consulting
ExxonMobil
JPMorgan Chase
Northwestern Mutual
Oracle
PwC
Turner Construction
Yelp

Sampling of Graduate Schools
Columbia
Duke
Georgetown
Harvard
Johns Hopkins
Michigan
Northwestern
Notre Dame
Yale

Source: Bucknell Center for Career Advancement

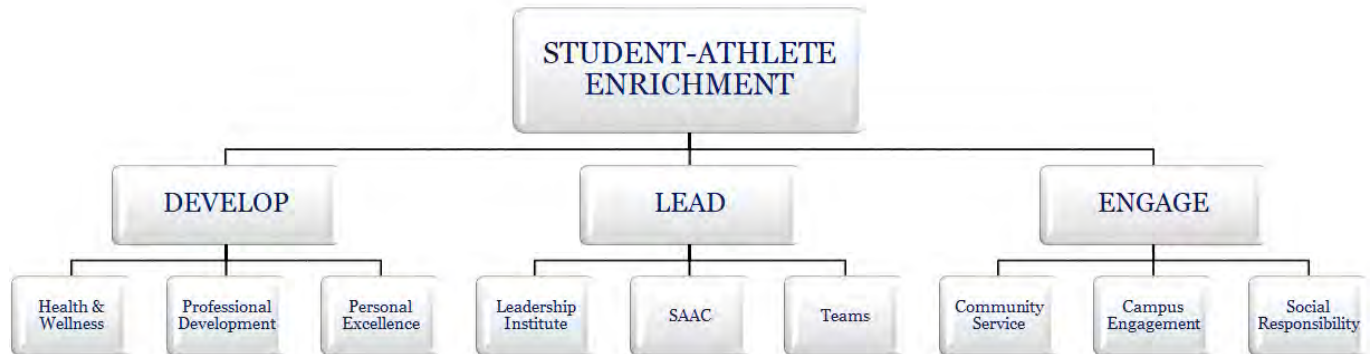




# STUDENT-ATHLETE ENRICHMENT

The Department of Athletics' Student-Athlete Enrichment program is committed to providing intentional programming and connection to resources to support and enrich the unique Bucknell scholar-athlete during their time here at Bucknell, as well as prepare them to be successful in their experiences beyond. We aim to cultivate engaged Bison leaders through an environment of inclusive excellence, high-impact opportunities and key partnerships. This program assists in providing a four-year road map of support with enhancement resources and opportunities.

Through collaboration with campus resources, in-house programming and external constituents, a variety of different workshops, events and speaker opportunities are provided to student-athletes, coaches and staff throughout the year. These programs fall into the key areas of *develop*, *lead* and *engage*.



One key part of the Lead component of this program is the Bucknell Athletics Leadership Institute. The institute is comprised of three increasing levels of leadership development meant to offer student-athletes a variety of opportunities to develop and grow their leadership skills.

### Leadership Labs:

- One to two open workshops each semester for any student-athlete interested in growing their leadership skills
- Each focused on a specific leadership topic or speaker

### Igniting Leaders:

- Coach-selected sophomore and returning junior/senior participants who meet twice per semester
- Objective: Provide holistic and inclusive leadership programming to support select student-athletes in their personal growth as leaders and positive change makers on their teams and in the world beyond

### Team Leader Round Table:

- Coach-selected participants who are either their team's captain or designated team leader
- Objective: Provide a facilitated opportunity for current team leaders to grow their leadership network by bringing and working through real-time leadership challenges

Coaches also have the opportunity to request or receive consultation on individual team enhancement workshops.



**@Bucknell\_Enrich**





**THE 2019-20  
BUCKNELL BISON**





AVI TOOMER

# CONSISTENCY KEY FOR BISON IN 2019-20

When Bucknell head coach Nathan Davis talks about the keys to his team's success as the 2019-20 season draws near, the word he often comes back to is "consistency".

The Bison are in the midst of a historic run as winners of five straight and eight of the last nine Patriot League regular-season titles. They have survived the graduation of numerous all-conference players and thrived even as others have adjusted to new or expanded roles. Such a transition will be in order again this season following the loss of four members of the Class of 2019, including All-Patriot Leaguers Kimbal Mackenzie and Nate Sestina.

Three starters — point guard Jimmy Sotos, wing Avi Toomer and forward Bruce Moore — are back to lead a group that has contributed to many important wins in recent years. Bucknell finished 21-12 overall and 13-5 in the Patriot League a year ago. The Bison shared the regular-season title with Colgate — their first non-outright crown in this nine-year run — but fell to the Raiders in Hamilton, N.Y., in the Patriot League championship game.

As another new season dawns, Davis is not concerned with revenge or championship streaks or playoff seeding. No doubt he has high hopes for this team, but he simply wants his guys to make the right plays on a regular basis.

"I think with this group and a lot of guys in new roles, it is about playing with consistency day in and day out so that it carries over into the games," said Davis, who brings an 89-45 record into his fifth season as Bucknell's head coach. "We have a lot of guys who can do a lot of things, but we have to keep it simple offensively and make the right play. We don't need to force anything. We need to make the right play and trust our teammates. If we do that, we will get a lot of good shots, and if we can get good shots, I would think we can score pretty efficiently."

The Bison averaged just under 77 points per game last season, second best in the Patriot League, even though they ranked in the middle of the pack in field goal percent-

age (7th, .450) and 3-point percent-age (5th, .351). Davis employs a fast tempo offensively, and when his team is getting good looks, it can post some breathtaking outbursts (witness last season's 118-point game against Lafayette or the 97-point game against UNLV at the Diamond Head Classic).

But again, that consistency word comes into play, particularly with the arrival of the grind of Patriot League play later in the season.

"The consistency of focus is always the big thing," said Davis. "There is adversity in every season, and the teams that respond the best to adversity are the teams that are at the top in the end. This group is certainly capable of doing that. It's going to take some time, hopefully sooner rather than later, but rarely does it happen in game one. It's about whether we can do the things day in and day out that you need to win against good teams when you're not making shots, because that is going to happen. You have to be able to defend. You have to be able to rebound and take care of the ball, in order to give yourself a chance to win those games when it's not coming easy offensively."

Tasked with helping to maintain that course are Bucknell's three senior captains: Moore, Toomer and forward Ben Robertson. That trio has combined for 265 games played, and they have all been a major part of the team's success.

"From a leadership standpoint, those three guys have seen every situation you can possibly be in, from good to bad," said Davis. "They know how to handle adversity across the board, so they ought to be in a position now where they can help guys understand how hard it's going to be to win, and they can help guys get through it when they are struggling."

Moore started all 33 games last season at the four spot, when he was part of a terrific frontcourt duo with Sestina, who will use his final year of eligibility as a graduate transfer at Kentucky this season. Moore averaged 9.6 points and 4.8 rebounds per game while shooting 47.1 percent from the field as a junior, but perhaps his biggest impact came at the other

end of the floor, where he was named to the five-man Patriot League All-Defensive Team at season's end. Because Moore can defend any position on the floor at 6'8", he brings great versatility.

"Bruce has played a major role for us over his first three years," Davis said of Moore, who leads all active Bison with 98 career appearances. "He's certainly very capable of increasing his scoring. He can put his back to the basket, he can step out and make shots, and he can put the ball on the floor. And then he's an elite defender as well, one of the few guys in the league who can guard everyone one through five and do a really good job on him. I'm expecting a big year from Bruce."

After an injury-plagued sophomore year, Toomer nearly doubled his scoring average from 4.7 to 8.7 a year ago. As an everyday starter at the "3" position last season, Toomer was another key two-way player, like Moore a versatile



JOHN MEEKS





PAUL NEWMAN

defender who can also score and rebound.

"Avi has been in a lot of big games, and he has made a lot of big plays in those games," said Davis. "He is a very explosive athlete. He has the ability to score, which I think he will do more this year. He can shoot the three or put in on the floor and shoot the mid-range jumper."

The high-flying Robertson is one of the best on the team at attacking the rim, and quite often it is the rim paying the price on one of his thunderous dunks. Robertson has played in 81 career games off the bench and has shot 53.8 percent from the field, including a career-best 57.6 percent last season. He is also adept at the drive and kick when defenses collapse on him, and he had 18 assists with only eight turnovers in 200 minutes last season.

"Ben is another guy who has been around for a long time and has been involved in a lot of wins," said Davis. "I would say without a doubt he is vertically our best athlete, but he has also worked really hard on his shot and it has gotten a lot more consistent over the offseason. He has been playing with a lot of confidence, and he should, because he's been around and has a great feel for what's going on."

The point guard Sotos joins forward John Meeks, center Paul Newman and guard Jordan Sechan in the junior class.

Sotos had one of the top passing seasons in school history a year ago, despite a shoulder injury that cost him two games in the middle of the league schedule and affected his performance a bit even after he returned. Sotos averaged 8.2 points per game (9.3 before the injury), and he led the Patriot League and ranked 18th nationally in assists at 6.1 per game. Sotos' 189 total assists were third-most in a season in school history, and the 6.1 assists per game were most by a Bison since Mike Joseph averaged 6.3 in 1989-90. His 14-point, 12-assist game in Bucknell's rout of UNLV was one of the year's top performances, with the 12 assists the most by a Bison in a game in 27 years.

"Jimmy was having a really good year for us before he hurt his shoulder, and he has to get a lot of credit for coming back and playing through some pain late in the year," said Davis. "He is very good with the ball in his hands, he

sees plays develop ahead of time, and he's just a really smart player. He's got great size for a point guard, he's a very good shooter, and I think he's a guy who has the potential to be one of the better players in the league."

Meeks also battled the injury bug a year ago, but when he was available, he proved to be an "instant offense" type player at the power forward position. He missed all of preseason practice and then the first seven games of the season, but over the final 26 games he managed 5.7 points in just 11.7 minutes per outing (19.5 points per 40 minutes). Meeks shot a stellar 48.5 percent from the 3-point arc and 49.6 percent overall. The lefty figures to have an even bigger role this season as long he stays healthy.

"Meeks is a guy who just knows how to score," said Davis. "First off, he is a really smart offensive player. He sees the floor and reads the game so well, which also enables him to get other guys shots. He's also a very physical presence. He can get in the lane and get his shot off in a lot of different ways. The injury last year really only allowed him to practice 10 to 20 minutes per day, which affected his cardio and kept him from having a bigger impact. But this year he is back in great shape and playing at a high level."

Newman continues to climb the depth chart, from third-string center behind Nana Foulland and Sestina as a freshman, to the No. 2 guy behind Sestina last year, and now to the probable starter at the "5" spot this year. A big, physical player from Philadelphia, Newman can score around the rim, and even in limited minutes he has developed into one of the Patriot League's top shot-blockers. He ranked fourth in the PL with 37 blocks last season, even though he played just 12.8 minutes per game.

"Paul Newman has had a chance to go up against a lot of good players over his first two years, including two pretty good ones in Nana and Nate in practice every day," said Davis. "What I like about Paul is that he's changed his body and become really explosive. He can finish with both his right and left hands, and he's another guy who can guard multiple positions. I think that he's going to get a chance to show how good he really is."

Sechan walked on to the team two seasons ago and has added some depth to the Bison backcourt. He has improved his game every year thus far and gives his teammates a good look in practice.

"Jordan is a good ball-handler, and he pushes our guys to get better every day," said Davis.

Sophomores Andrew Funk, Walter Ellis and Kahlie Spear all showed positive signs as rookies a year ago, and with a full year under their belts should all be in line for increased roles in 2019-20.

In particular, Funk appears poised to take over for Mackenzie at the shooting guard spot. He brings great size to the position at 6'5", and as his confidence grew late last season, so did his production. Funk averaged 4.7 points per game overall but upped that mark to 5.6 in league play, highlighted by a 21-point game against Lafayette.

"I think that last year Andrew showed flashes of what he can be," said Davis. "He's got really good size and can shoot the ball with deep range. He can put the ball on the floor, he's vocal, and he brings great energy every day."

Ellis is a very aggressive offensive player who showed last season that he is not afraid to come off the bench hunting for buckets. He played in 27 games last season and knocked down 13 3-pointers, and he could be in line for an expanded role in the rotation this year.

"Walter is another guy with great size and strength and ability," said Davis. "He can really shoot the ball. I think with the way the team was built last year, it was hard for him to get in a rhythm so he didn't entirely show what he's capable of."

Spear played in 14 games as a frontcourt reserve last season and tallied 17 points, 10 rebounds and four blocked shots in 33 minutes.

"Kahlie has improved tremendously over the last year," said Davis. "He came in at about 180 pounds, and he's now at about 210. He's really, really long and has Kawhi Leonard-type hands. He's very athletic and score in the post or put the ball on the floor."

Each of the four members of the first-year class has impressed the coaching staff in various



BEN ROBERTSON





ways throughout the preseason. Xander Rice, the son of former North Carolina standout and current Monmouth head coach King Rice, is poised to see significant minutes in the back-court rotation with Sotos and Funk. Rice started his high school career at legendary St. Anthony in Jersey City, where he played for two years and started as a sophomore for Hall-of-Fame coach Bob Hurley. After the school closed, Rice played at Mater Dei Prep as a junior and then at The Patrick School (formerly known as St. Patrick), the alma mater of Kyrie Irving.

"Xander has obviously grown up around the game, and he has also played in some of the best high school programs in the country," said Davis. "Not only has he been well-coached, but he has been going up against good players every day. For a freshman, he is really consistent. He does a great job pushing the ball, he can make shots, he can get in the lane, and he can guard. We're going to need him to do a little bit of everything for us."

Malachi Rhodes is a 6'8" forward from a top-notch Wheeler High School program in Georgia. His most immediate impact could be on the glass, where he is a tenacious rebounder at both ends. Rhodes has also worked hard on refining his offensive game, and he should be able to give the Bison quality minutes.

"Malachi was really well-coached in high school, and like Bruce and some of our other guys he is a versatile athlete," said Davis. "He can guard multiple positions, he is a relentless rebounder, and he can step out and make some threes as long as he is taking the right ones. He also has good footwork in the post."

Also looking to make an impact at one of the forward positions is Jake van der Heijden, who like Meeks is a lefty from the basketball-rich state of North Carolina.

"Jake has a Zach Thomas-type conscience when it comes to shooting the ball," said Davis. "It doesn't matter what anyone says, he's got faith in his shot and he's going to let it fly. He makes them at a very high rate. There could be some games where he goes out there and puts up a lot of points in a short period of time. He's a very good athlete, especially vertically. He can get up and finish on people."

Alex Timmerman adds even more size and strength to the frontcourt. He averaged less than a rebound shy of a double-double at Crystal Lake High School in Illinois, where he showed skill at both ends of the floor.

"Alex moves his feet really well, which you might not think when you see how big he is," said Davis. "But he does move well, he's good in the post, and defensively he can get around guys and get them off of their spots. He can step out and make shots and he's a very good passer. He's got to get better at learning how to use angles, like most guys do at that age, and his game will continue to become more polished just with the opportunity to play and practice and get more experience."

Once again this season, Bucknell will be tested with a difficult non-conference schedule. After appearing in holiday tournaments in Honolulu and Las Vegas in the previous two seasons, this year the Bison will participate in the NIT Season Tip-Off. The event starts with campus-site games at Penn State and Syracuse, followed by a four-team mid-major tournament at the ESPN Wide World of Sports Complex in Orlando on the Monday and Tuesday before Thanksgiving. Bucknell takes on Seattle in the opener, and then either Yale or Western Michigan the following day.

The Bison have an attractive non-conference home schedule, featuring traditionally strong mid-majors Vermont, Hofstra, Princeton and Albany. Bucknell will face four Metro Atlantic Athletic Conference teams on the road — Fairfield, Canisius, Rider and Siena — and the non-league slate wraps up on Dec. 28 against La Salle at The Palestra in Philadelphia.

"I think our non-conference schedule is really exciting for our fans and for our players, although I don't know that I'm overly excited about some of them," Davis quipped. "But in all seriousness a big reason why our guys came to school at Bucknell was to get a great education and to play a high level of basketball while

competing to win championships. Because of how our program has become established, we are going to play really good teams. I look at our schedule and I don't see anyone that we can't beat, and I don't see anyone where we are going to be able to just show up and win either. At the end of the day we have to win the Patriot League Tournament to go where we want to go, and I want to make sure that we are exposed to a lot of different things so that we can spend all year improving on those areas, and so that we are not fooled into thinking that we are better than we really are."

The Patriot League slate starts on Jan. 2 at home against Army and wraps up with a Leap Day game at Boston University. Colgate brings back nearly all of its production from last year's title squad, and the Raiders were selected as the preseason favorite this year, followed by Bucknell and American.

Bucknell's run of five straight regular-season titles, which is the second-longest in the nation behind Gonzaga's seven straight, suggests that the Bison come in to each new season with a high level of confidence. Davis said that those expectations are certainly in order this year, but also cautions that success must be earned.

"I don't think that anyone comes to Bucknell without the expectation of competing for championships, but I think the challenge year in and year out is making sure the players understand that just because it's happened before doesn't mean it's going to happen again," Davis said. "You have to earn it every day in the way that you compete, the way that you carry yourself, the way that you play, and what kind of teammate that you are. Those are all things that successful teams do. It doesn't just happen because you're wearing a uniform. We know that every night we are going to get the other team's best shot. Certainly we have enough talent to put ourselves in position to hang another banner, but we have to earn it."







**BISON NEWS & NOTES**

➔ **PRESEASON PICKS:** Prior to the start of the season, the Patriot League's head coaches and sports information directors predicted the league standings and all-conference team. Bucknell was the No. 2 pick behind Colgate, with American a close third.

**Patriot League Preseason Poll**

1. Colgate 162 (18 1st-place votes)
2. **Bucknell 130**
3. American 126 (2)
4. Loyola 98
5. Boston U. 97
6. Army 86
7. Lehigh 84
8. Lafayette 55
9. Navy 41
10. Holy Cross 21

**Preseason Player of the Year:**

Sa'eed Nelson, American, Sr., G

**Preseason All-League Team:**

Sa'eed Nelson, American (Sr., G)  
 Max Mahoney, Boston U. (Sr., F)  
 Jordan Burns, Colgate (Jr., G)  
 Rapolas Ivanauskas, Colgate (Sr., F)  
 Andrew Kostecka, Loyola (Sr., G)

➔ **POLL POSITIONS:** Bucknell has captured the Patriot League regular season title in five straight and eight of the last nine years, despite being picked as the preseason favorite only twice in that nine-year span (2017-18 and 2011-12). The Bison have equaled or outperformed their preseason predicted finish in each of the last 10 years.

➔ **TITLE TOWN:** With Kansas ending its run of 14 straight regular-season Big 12 titles, the two longest streaks in the nation now belong to Gonzaga (7) and Bucknell (5).

**Most Regular-Season Titles, PL History:**

- 13 Bucknell
- 5 Holy Cross/Navy
- 4 American/Colgate
- 3 Fordham/Lafayette
- 2 Lehigh
- 1 Boston University

➔ **FOR ALL THE MARBLES:** Bucknell has played in the Patriot League Tournament championship game in each of the last three years and 13 times in the 29-year history of the league. The 13 title-game appearances are the most among all league teams.

➔ **ALL-LEAGUE HONORS:** The Bison have now had a First Team all-star in 33 of the last 36 seasons, dating back to the East Coast Conference era, after Kimbal Mackenzie was so honored last season. The Bison have claimed 58 First Team All-Patriot League honorees

since the league's inception in 1990-91. The next-highest total is Lehigh with 43.

➔ **HOME SWEET HOME:** The Bison enter the 2019-20 season with a 21-game home winning streak against Patriot League opponents. Since Sojka Pavilion debuted in 2003, the Bison are 182-56 (.765) overall and 133-26 (.836) against Patriot League foes.

➔ **BUCKNELL YEAR-BY-YEAR IN THE PATRIOT LEAGUE:**

Season	Rec.	Pct.	Reg. Ssn.	Fin.
1990-91	7-5	.583		4th
1991-92	11-3	.786		1st (T)
1992-93	13-1	.929		1st
1993-94	6-8	.429		5th
1994-95	11-3	.786		1st (T)
1995-96	8-4	.667		3rd (T)
1996-97	9-3	.750		2nd
1997-98	8-4	.667		3rd
1998-99	9-3	.750		2nd (T)
1999-00	8-4	.667		3rd
2000-01	4-8	.333		5th (T)
2001-02	8-6	.571		3rd (T)
2002-03	7-7	.500		5th
2003-04	9-5	.643		3rd (T)
2004-05	11-3	.786		2nd
2005-06	14-0	1.000		1st
2006-07	13-1	.929		1st (T)
2007-08	6-8	.429		5th (T)
2008-09	4-10	.286		7th (T)
2009-10	9-5	.643		2nd
2010-11	13-1	.929		1st
2011-12	12-2	.857		1st
2012-13	12-2	.857		1st
2013-14	11-7	.611		4th
2014-15	13-5	.722		1st
2015-16	14-4	.778		1st
2016-17	15-3	.833		1st
2017-18	16-2	.889		1st
2018-19	13-5	.722		1st (T)

➔ **TOURNAMENT SUCCESS:** Bucknell has an all-time record of 41-23 (.641) in 29 Patriot League Tournaments. The Bison have reached the championship game 13 times, including wins in 2005, 2006, 2011, 2013, 2017 and 2018, and reached at least the semifinals in 22 of 29 years.

**BISON PL TOURNEY LOG**

Year	Seed	Results
1991	4	def. Army 67-49; lost Fordham 82-76
1992	2	def. Army 74-55; def. Holy Cross 86-77; <b>lost Fordham 70-65</b>
1993	1	def. Lehigh 69-65; def. Colgate 75-73; <b>lost Holy Cross 98-73</b>
1994	5	lost Holy Cross 96-91
1995	2	lost Army 94-78
1996	4	def. Lafayette 56-55; lost Colgate 67-61
1997	2	def. Lehigh 84-54; def. Colgate 71-58; <b>lost Navy 76-75</b>
1998	3	def. Holy Cross 60-56; lost Navy 80-61
1999	3	def. Holy Cross 76-52; def. Lehigh 58-50; <b>lost Lafayette 67-63</b>
2000	3	lost Lehigh 73-62
2001	6	def. Colgate 75-68; lost Navy 88-64
2002	3	def. Army 70-59; lost Holy Cross 64-57

**SCHOLAR-ATHLETES**

The Bucknell basketball program has enjoyed tremendous success in the classroom in recent years. Among the highlights:

- ▶ Bucknell won the "academic national championship" in both 2017 and 2018, according to *Inside Higher Ed*, which completed a full NCAA Tournament bracket based on the 68 competing teams' academic performances.
- ▶ Bucknell annually ranks among the national leaders in student-athlete graduation rates and has even led the nation on several occasions. Bucknell ranked fifth nationally in the 2019 report with a four-class average of 90 percent. In the NCAA's Graduation Success Rate (GSR) formula, Bucknell was also highly ranked last year at 96%. Seventeen Bison sports programs have perfect 100% GSR ratings. The Bison men's basketball team is one of 80 out of 352 Division I programs to boast a GSR of 100.
- ▶ The Bison men's basketball program posted a perfect score of 1,000 in the NCAA's Academic Performance Rate (APR) study, released last May. That earned the Bison program an NCAA APR Public Recognition Award. The APR awards have been given since 2007, and the Bison men's basketball program has been honored in all 13 years.
- ▶ The Bison men's basketball team combined for a 3.32 grade-point average in the spring 2018 semester, one of the highest in the country. Bucknell had combined GPAs over 3.0 in both semesters in 2018-19, the 10th straight year the team has accomplished that feat.
- ▶ Bucknell has claimed 136 national Academic All-Americans since 1970, including nine from men's basketball. The total of 136 ranks among the nation's best.
- ▶ In the Patriot League's 29-year history, the league's men's basketball Scholar-Athlete of the Year has come from Bucknell 12 times, including Nana Foulland and Kimbal Mackenzie in the last two seasons.

2003	5	def. Lehigh 52-47; lost Holy Cross 75-50
2004	4	def. Holy Cross 66-60; lost Lehigh 60-45
2005	2	def. Lafayette 70-34; def. American 53-35; <b>def. Holy Cross 61-57</b>
2006	1	def. Army 59-47; def. American 64-50; <b>def. Holy Cross 74-59</b>
2007	2	def. Navy 62-43; def. Army 68-47; <b>lost Holy Cross 74-66</b>
2008	7	def. Navy 87-86 (3OT); lost Colgate 54-40
2009	7	lost Holy Cross 75-56
2010	2	lost Holy Cross 67-64
2011	1	def. Army 78-51; def. Lehigh 66-64; <b>def. Lafayette 72-57</b>
2012	1	def. Navy 87-63; def. Lafayette 79-52; <b>lost Lehigh 82-77</b>
2013	1	def. Navy 58-42; def. Army 78-70; <b>def. Lafayette 64-56</b>
2014	4	lost Army 72-71
2015	1	def. Holy Cross 90-83 (OT); lost Lafayette 80-74
2016	1	lost Holy Cross 77-72 (2OT)
2017	1	def. Army 78-62; def. Navy 70-65; <b>def. Lehigh 81-65</b>
2018	1	def. Loyola 83-78; def. Boston U. 90-59; <b>def. Colgate 83-54</b>
2019	2	def. Holy Cross 77-65; def. Lehigh 97-75; <b>lost Colgate 94-80</b>

championship games in **bold**.





ALPHABETICAL

Table with 10 columns: No., Name, Cl., Pos., Ht., Wt., Hometown/Secondary School, PPG, RPG, APG. Lists 20 players with their stats.

NUMERICAL

Table with 10 columns: No., Name, Cl., Pos., Ht., Wt., Hometown/Secondary School, PPG, RPG, APG. Lists 14 players in numerical order.

\* Letters won

Head Coach: Nathan Davis (Randolph-Macon '97, 5th season)
Associate Head Coach: Paul Harrison (Washington & Lee '93)
Assistant Coaches: Joe Meehan (Lebanon Valley '12), Johnathan Brown (Dominican '14)
Manager of Basketball Operations: Dom Hoffman (Bucknell '16)
Athletic Trainer: Brendan Abbey
Strength & Conditioning Coach: Jerry Shreck
Student Managers: Luke Summers, Spencer Bahrenburg, Mike Bangs, Sarah Lindgren, Emily Lindgren, L.J. Shapiro, Kenneth Wu

PRONUNCIATIONS


Malachi Rhodes ..... MAL-a-KYE ROADS
Xander Rice..... ZAN-der
Sechan ..... SEECH-in
Sojka Pavilion (home court)..... SOY-ka
Sotos..... SOH-tose
Kahliel Spear ..... ka-LEEL SPEAR
Avi Toomer..... AH-vee TOO-mer
van der Heijden ..... van-der-HIGH-den

IN-SEASON BIRTHDAYS

November 29 ..... Walter Ellis (20)
January 3 ..... Xander Rice (19)
January 15 ..... Bruce Moore (22)
February 19 ..... Alex Timmerman (19)
March 7 ..... Jordan Sechan (22)
March 16 ..... John Meeks (21)
March 22 ..... Malachi Rhodes (19)
age on 2019-20 birthday in parentheses








**PAUL NEWMAN**  
JR • C • 6-9 • 245 **0**  
PHILADELPHIA, PA.




**WALTER ELLIS**  
SO • G • 6-5 • 190 **2**  
GRANGER, IND.



**MALACHI RHODES**  
FR • F • 6-8 • 225 **3**  
MARIETTA, GA.



**JIMMY SOTOS**  
JR • G • 6-3 • 195 **4**  
ELK GROVE VILLAGE, ILL.



**JORDAN SECHAN**  
JR • G • 6-0 • 180 **5**  
NEW CANAAN, CONN.



**ANDREW FUNK**  
SO • G • 6-5 • 187 **10**  
WARRINGTON, PA.



**AVI TOOMER**  
SR • G • 6-3 • 190 **11**  
ATLANTA, GA.



**JOHN MEEKS**  
JR • F • 6-6 • 230 **12**  
BURLINGTON, N.C.



**BRUCE MOORE**  
SR • F • 6-8 • 208 **13**  
RANDALLSTOWN, MD.




**BEN ROBERTSON**  
SR • F • 6-5 • 203 **14**  
HIGH POINT, N.C.



**XANDER RICE**  
FR • G • 6-3 • 179 **21**  
W. LONG BRANCH, N.J.



**KAHLIAH SPEAR**  
SO • F • 6-7 • 207 **23**  
THE COLONY, TEXAS



**JAKE VAN DER HEIJDEN**  
FR • F • 6-8 • 212 **32**  
RALEIGH, N.C.



**ALEX TIMMERMAN**  
FR • C • 6-9 • 294 **40**  
CRYSTAL LAKE, ILL.



**NATHAN DAVIS**  
HEAD COACH  
5TH SEASON



**PAUL HARRISON**  
ASSOCIATE HEAD COACH  
5TH SEASON



**JOE MEEHAN**  
ASSISTANT COACH  
5TH SEASON



**JOHNATHAN BROWN**  
ASSISTANT COACH  
4TH SEASON



**DOM HOFFMAN**  
MGR. MBB OPERATIONS  
1ST SEASON





So. • G • 6-5 • 190

## 2 WALTER ELLIS

Granger, Ind. • Brewster Academy (N.H.)



### ELLIS' CAREER HIGHS

Points:	9	vs. N'eastern	11/29/2018
Rebounds:	7	vs. Navy	1/30/2019
Assists:	2	twice	
Steals:	2	at Vermont	11/25/2018
Blocks:	1	four times	
FG Made:	3	vs. N'eastern	11/29/2018
FG Attempted:	7	vs. Navy	1/30/2019
3-pt FG Made:	3	vs. N'eastern	11/29/2018
3-pt FG Att.:	6	vs. Navy	1/30/2019
FT Made:	0		
FT Attempted:	0		

### ELLIS' 2018-19 SEASON HIGHS

Points:	9	vs. N'eastern	11/29/2018
Rebounds:	7	vs. Navy	1/30/2019
Assists:	2	twice	
Steals:	2	at Vermont	11/25/2018
Blocks:	1	four times	
FG Made:	3	vs. N'eastern	11/29/2018
FG Attempted:	7	vs. Navy	1/30/2019
3-pt FG Made:	3	vs. N'eastern	11/29/2018
3-pt FG Att.:	6	vs. Navy	1/30/2019
FT Made:	0		
FT Attempted:	0		

### JONES' MISCELLANEOUS STATS

20+ Points	0
10+ Points	0
10+ Rebounds	0
5+ Assists	0
3+ Steals	0
3+ Blocks	0
Led team in scoring	0
Led team in rebounding	1
Double-doubles	0

*Smooth player with a great basketball pedigree ... can score at every level ... explosive going to the basket, but is also a very good outside shooter ... has the tools to be a good rebounder and defender as he adds strength and adjusts to the college game ... showed his potential with two 19-point games on the team's European trip in the summer of 2018 ... averaged 14.7 ppg and hit 8-15 3FG in the three games.*

### 2018-19

Appeared in 27 games as a rookie guard ... averaged 1.7 points, 1.2 rebounds per game ... hit 13-46 3FGs (.283) ... scored 3 pts. in collegiate debut at St. Bonaventure, hitting a 3FG on his first collegiate touch of the ball ... went 3-3 from 3FG and scored 9 pts. vs. Northeastern ... had at least one 3FG in each of the first 5G of season ... played season-high 25 min. in home win over Navy and tied for team-high with 7 reb.

### HIGH SCHOOL/PERSONAL

Walter Andrew Ellis ... born Nov. 29, 1999 in Atlanta, Ga. ... son of Jennifer and LaPhonso Ellis ... has three older siblings: PJ, Elexis and Phonso ... father was a standout basketball player at Notre Dame and then played for 11 seasons in the NBA ... spent three years at Adams High School in South Bend, Ind., before finishing his prep career at Brewster Academy in Wolfeboro, N.H. ... First Team All-Northern Indiana Conference selection and a member of the Indiana Junior All-Star Team as a junior after averaging 19 points per game and leading Adams to a sectional championship ... at Brewster Academy was part of a team that went 23-5 and captured the NEPSAC AAA regular-season championship ... shot better than 42% from 3-point range ... played AAU ball for the G3 Grind ... undeclared major ... named to 2019 Patriot League Academic Honor Roll.





ELLIS' 2018-19 GAME-BY-GAME STATISTICS

Opponent	Min.	FG-A	Pct.	3FG-A	Pct.	FT-A	Pct.	RB	PF	A	TO	B	S	PTS
St. Bona	9	1-5	.200	1-5	.200	0-0	—	2	0	0	0	0	0	3
Fairfield	12	1-2	.500	1-2	.500	0-0	—	1	2	1	0	0	0	3
Canisius	12	1-3	.333	1-3	.333	0-0	—	4	1	0	1	1	0	3
Vermont	14	1-4	.250	1-4	.250	0-0	—	2	0	0	1	0	2	3
Northeastern	18	3-5	.600	3-3	1.000	0-0	—	1	4	0	1	0	1	9
Monmouth	12	0-2	.000	0-1	.000	0-0	—	1	1	0	0	0	0	0
La Salle	16	1-3	.333	1-3	.333	0-0	—	1	2	2	0	1	0	3
Ohio State	9	0-1	.000	0-1	.000	0-0	—	1	0	0	0	0	1	0
St. Mary's	11	0-1	.000	0-0	—	0-0	—	2	0	0	1	0	0	0
Rhode Island	4	0-0	—	0-0	—	0-0	—	0	0	0	0	0	0	0
TCU	3	0-0	—	0-0	—	0-0	—	0	1	0	0	0	0	0
UNLV	8	1-2	.500	0-1	.000	0-0	—	0	2	1	0	0	0	2
Army*	3	0-0	—	0-0	—	0-0	—	0	1	0	0	0	0	0
Boston U.*	4	0-0	—	0-0	—	0-0	—	1	0	1	0	1	0	0
Colgate*	DNP													
American*	3	0-0	—	0-0	—	0-0	—	1	1	0	0	0	0	0
Holy Cross*	5	0-2	.000	0-2	.000	0-0	—	1	2	0	0	0	0	0
Lehigh*	DNP													
Loyola*	DNP													
American*	DNP													
Navy*	25	1-7	.143	0-6	.000	0-0	—	7	1	2	0	0	1	2
Lafayette*	15	2-4	.500	0-2	.000	0-0	—	1	1	0	0	0	1	4
Loyola*	6	1-3	.333	1-2	.500	0-0	—	1	0	0	0	0	0	3
Boston U.*	2	0-0	—	0-0	—	0-0	—	1	0	1	0	0	0	0
Lehigh*	4	0-1	.000	0-1	.000	0-0	—	1	1	0	0	0	0	0
Holy Cross*	6	2-4	.500	2-4	.500	0-0	—	0	1	0	0	0	0	6
Colgate*	2	0-0	—	0-0	—	0-0	—	0	0	0	0	0	0	0
Lafayette*	13	1-5	.200	1-4	.250	0-0	—	4	1	1	1	1	0	3
Navy*	3	1-1	1.000	1-1	1.000	0-0	—	0	0	0	0	0	0	3
Army*	DNP													
Holy Cross^	1	0-0	—	0-0	—	0-0	—	0	0	0	0	0	0	0
Lehigh^	2	0-1	.000	0-1	.000	0-0	—	0	0	0	0	0	0	0
Colgate^	DNP													

\* Patriot League game ^ Patriot League Tournament Games started in bold



ELLIS' CAREER STATISTICS

Year	G	GS	Min.	Avg.	FGM	FGA	Pct.	3FGM	3FGA	Pct.	FTM	FTA	Pct.	OR	DR	Reb.	RPG	PF	DQ	A	TO	BK	ST	Pts.	PPG
2018-19	27	0	222	8.2	17	56	.304	13	46	.283	0	0	.000	4	29	33	1.2	22	0	9	5	4	6	47	1.7
<b>TOTAL</b>	<b>27</b>	<b>0</b>	<b>222</b>	<b>8.2</b>	<b>17</b>	<b>56</b>	<b>.304</b>	<b>13</b>	<b>46</b>	<b>.283</b>	<b>0</b>	<b>0</b>	<b>.000</b>	<b>4</b>	<b>29</b>	<b>33</b>	<b>1.2</b>	<b>22</b>	<b>0</b>	<b>9</b>	<b>5</b>	<b>4</b>	<b>6</b>	<b>47</b>	<b>1.7</b>







So. • G • 6-5 • 187

# 10 ANDREW FUNK

Warrington, Pa. • Archbishop Wood



### FUNK'S CAREER HIGHS

Points:	21	vs. Lafayette	2/24/2019
Rebounds:	5	at Lafayette	2/4/2019
Assists:	3	vs. Holy Cross	1/14/2019
Steals:	2	twice	
Blocks:	1	vs. Lafayette	2/24/2019
FG Made:	8	vs. Lafayette	2/24/2019
FG Attempted:	10	vs. Army	3/2/2019
3-pt FG Made:	5	twice	
3-pt FG Att.:	9	vs. Army	3/2/2019
FT Made:	4	vs. Lehigh	3/10/2019
FT Attempted:	4	vs. Lehigh	3/10/2019

### FUNK'S 2018-19 SEASON HIGHS

Points:	21	vs. Lafayette	2/24/2019
Rebounds:	5	at Lafayette	2/4/2019
Assists:	3	vs. Holy Cross	1/14/2019
Steals:	2	twice	
Blocks:	1	vs. Lafayette	2/24/2019
FG Made:	8	vs. Lafayette	2/24/2019
FG Attempted:	10	vs. Army	3/2/2019
3-pt FG Made:	5	twice	
3-pt FG Att.:	9	vs. Army	3/2/2019
FT Made:	4	vs. Lehigh	3/10/2019
FT Attempted:	4	vs. Lehigh	3/10/2019

### FUNK'S MISCELLANEOUS STATS

20+ Points	1
10+ Points	5
10+ Rebounds	0
5+ Assists	0
3+ Steals	0
3+ Blocks	0
Led team in scoring	1
Led team in rebounding	0
Double-doubles	0

*Talented sophomore out of the competitive Philadelphia Catholic League ... poised to take over a starting spot in the backcourt ... played a key role off the bench as a freshman, with his confidence and minutes rising as the season progressed ... has good size for a guard at 6'5" ... brought a college-ready game to Bucknell ... good defender and elite shooter ... can contribute at a number of spots on the floor ... hit 8-16 3FG and averaged 8.0 ppg on Bucknell's trip to Europe in the summer of 2018.*

### 2018-19

Appeared in all 33 games off the bench as a freshman guard ... averaged 4.7 ppg, 1.5 rpg ... shot 40.7 FG%/34.7 3FG%/66.7 FT% ... missed first 12 3FG attempts, then shot 39.5% the rest of the way ... five double-digit scoring games ... collegiate debut on opening night at St. Bonaventure, playing 11 min. ... first collegiate bucket was a jumper vs. Canisius ... made first 2 career 3FGs vs. Monmouth ... hit 2 first-half 3FGs at Ohio State ... then-season-high 11 pts. (all in 1st half) vs. UNLV at Diamond Head Classic ... named Patriot League Rookie of the Week after that performance ... had a 6-8 3FG stretch after 0-12 start to season ... scored 10 pts. (4-8 FG, 2-5 3FG) at American ... terrific game at Lafayette with 15 pts. (7-9 FG), 5 reb. ... scored 7 pts., all in a 2-min. span in the 2nd half, in road win at Loyola ... monster game in home win over Lafayette with 21 pts. (8-9 FG, 5-6 3FG) in 17 min. ... in 2G vs. Lafayette scored 36 pts. on 15-18 FG ... led team with 17 pts. (5-10 FG, 5-9 3FG, 2-2 FT) in home win over Army, including 2 3FGs and 2 FTs in final 5:09 that helped Bucknell rally from 14 down to win the regular-season finale ... hit 3 3FGs for 9 pts. in PL Tournament win over Holy Cross ... with Bucknell down 5 in 2nd half, hit back-to-back 3FGs to give the Bison the lead.

### HIGH SCHOOL/PERSONAL

Andrew David Funk ... born Sept. 21, 1999 in Warrington, Pa. ... son of Theresa and Albert Funk ... one of five brothers ... has two older brothers, Matt and Tommy, and younger twin brothers Albert and Michael ... Tommy is the point guard at Army West Point and will be a senior in 2019-20 ... enjoyed a standout career at Archbishop Wood High School ... team captain as a senior, when he was named the Philadelphia Catholic League Player of the Year by the Markward Memorial Basketball Club ... First Team All-PCL selection ... named Second Team All-Southeast Pennsylvania ... as a junior, was named Sixth Man of the Year by the *Philadelphia Inquirer* after helping a 28-3 Vikings team to their first-ever Philadelphia Catholic League championship, the District 12 title and eventually the Class 5A PIAA state championship ... even in a reserve role on a senior-laden team, scored in double figures 11 times, including a 10-point game against Meadville in the state championship game ... studying in the Freeman College of Management ... named to 2019 Patriot League Academic Honor Roll.





FUNK'S 2018-19 GAME-BY-GAME STATISTICS

Opponent	Min.	FG-A	Pct.	3FG-A	Pct.	FT-A	Pct.	RB	PF	A	TO	B	S	PTS
St. Bona	11	0-4	.000	0-3	.000	0-0	—	0	0	0	0	0	0	0
Fairfield	12	0-1	.000	0-1	.000	0-0	—	2	2	1	0	0	0	0
Canisius	21	1-5	.200	0-4	.000	0-1	.000	1	1	0	1	0	1	2
Vermont	13	0-0	—	0-0	—	0-0	—	1	0	0	0	0	0	0
Northeastern	19	1-5	.200	0-2	.000	0-0	—	0	0	2	0	0	0	2
Monmouth	14	2-4	.500	2-4	.500	0-0	—	1	0	0	2	0	1	6
La Salle	13	2-4	.500	2-3	.667	0-0	—	3	0	2	4	0	0	6
Ohio State	7	2-3	.667	2-3	.667	0-0	—	0	0	0	0	0	0	6
St. Mary's	12	0-3	.000	0-3	.000	0-0	—	1	2	2	0	0	0	0
Rhode Island	12	1-4	.250	1-3	.333	0-0	—	3	1	0	2	0	0	3
TCU	6	0-1	.000	0-1	.000	0-0	—	0	0	0	0	0	0	0
UNLV	16	4-8	.500	3-5	.600	0-0	—	3	0	1	0	0	0	11
Army*	11	1-3	.333	1-3	.333	0-0	—	1	1	0	1	0	0	3
Boston U.*	12	0-5	.000	0-2	.000	0-0	—	3	1	1	0	0	0	0
Colgate*	5	1-4	.250	0-2	.000	0-0	—	0	0	0	0	0	1	2
American*	9	1-3	.333	1-3	.333	0-0	—	1	0	0	0	0	0	3
Holy Cross*	15	2-5	.400	0-3	.000	0-0	—	1	0	3	0	0	0	4
Lehigh*	10	1-1	1.000	1-1	1.000	0-0	—	0	0	0	0	0	0	3
Loyola*	16	0-0	—	0-0	—	0-0	—	1	0	0	0	0	0	0
American*	15	4-8	.500	2-5	.400	0-1	.000	1	2	0	1	0	0	10
Navy*	17	1-5	.200	0-3	.000	0-1	.000	1	1	2	2	0	2	2
Lafayette*	20	7-9	.778	1-2	.500	0-0	—	5	0	2	1	0	0	15
Loyola*	17	3-5	.600	1-2	.500	0-0	—	2	1	1	0	0	0	7
Boston U.*	17	0-5	.000	0-4	.000	0-0	—	1	0	2	2	0	1	0
Lehigh*	7	0-1	.000	0-1	.000	0-0	—	2	2	0	0	0	0	0
Holy Cross*	11	2-4	.500	1-3	.333	0-0	—	3	1	2	1	0	0	5
Colgate*	12	1-2	.500	1-1	1.000	0-0	—	1	1	0	0	0	0	3
Lafayette*	17	8-9	.889	5-6	.833	0-0	—	2	1	0	0	1	0	21
Navy*	18	2-6	.333	1-5	.200	0-0	—	2	1	1	0	0	0	5
Army*	24	5-10	.500	5-9	.556	2-2	1.000	3	0	0	2	0	0	17
Holy Cross^	23	3-7	.429	3-7	.429	0-0	—	2	0	1	0	0	2	9
Lehigh^	22	0-2	.000	0-2	.000	4-4	1.000	1	3	1	0	0	0	4
Colgate^	20	2-4	.500	1-2	.500	0-0	—	2	1	0	1	0	1	5

\* Patriot League game    ^ Patriot League Tournament    Games started in bold




FUNK'S CAREER STATISTICS

Year	G	GS	Min.	Avg.	FGM	FGA	Pct.	3FGM	3FGA	Pct.	FTM	FTA	Pct.	OR	DR	Reb.	RPG	PF	DQ	A	TO	BK	ST	Pts.	PPG
2018-19	33	0	472	14.3	57	140	.407	34	98	.347	6	9	.667	6	44	50	1.5	22	0	24	21	1	9	154	4.7
<b>TOTAL</b>	<b>33</b>	<b>0</b>	<b>472</b>	<b>14.3</b>	<b>57</b>	<b>140</b>	<b>.407</b>	<b>34</b>	<b>98</b>	<b>.347</b>	<b>6</b>	<b>9</b>	<b>.667</b>	<b>6</b>	<b>44</b>	<b>50</b>	<b>1.5</b>	<b>22</b>	<b>0</b>	<b>24</b>	<b>21</b>	<b>1</b>	<b>9</b>	<b>154</b>	<b>4.7</b>







Jr. • F • 6-6 • 230

# 12 JOHN MEEKS

Burlington, N.C. • The Burlington School



### MEEKS' CAREER HIGHS

Points:	14	vs. Holy Cross	3/7/2019
Rebounds:	6	twice	
Assists:	3	vs. Loyola	1/24/2019
Steals:	1	10 times	
Blocks:	1	three times	
FG Made:	6	vs. Holy Cross	3/7/2019
FG Attempted:	9	at Lafayette	2/2/2019
3-pt FG Made:	2	three times	
3-pt FG Att.:	4	at Holy Cross	2/16/2019
FT Made:	4	vs. Lehigh	2/13/2019
FT Attempted:	4	twice	

### MEEKS' 2018-19 SEASON HIGHS

Points:	14	vs. Holy Cross	3/7/2019
Rebounds:	6	twice	
Assists:	3	vs. Loyola	1/24/2019
Steals:	1	eight times	
Blocks:	1	three times	
FG Made:	6	vs. Holy Cross	3/7/2019
FG Attempted:	9	at Lafayette	2/2/2019
3-pt FG Made:	2	three times	
3-pt FG Att.:	4	at Holy Cross	2/16/2019
FT Made:	4	vs. Lehigh	2/13/2019
FT Attempted:	4	twice	

### MEEKS' MISCELLANEOUS STATS

20+ Points	0
10+ Points	3
10+ Rebounds	0
5+ Assists	0
3+ Steals	0
3+ Blocks	0
Led team in scoring	0
Led team in rebounding	0
Double-doubles	0

*Energetic, physical forward who can mix it up inside or knock down the perimeter shot ... battled some injuries last season, but provided instant offense when on the floor ... extremely hard worker with a high basketball IQ ... smooth left-handed shooting stroke ... came to Bucknell from a very successful high school program.*

#### 2018-19

Battled through injuries to become a key player off the bench for the Bison ... missed all of preseason practice and the first 7G of the season due to injury, but when he returned he averaged 5.7 ppg and 1.8 rpg in 11.7 mpg ... came in looking to score and averaged 19.5 pts. and 15.3 FGA per 40 minutes ... shot 49.6 FG%/48.5 3FG%/77.8 FT% ... hit 16-33 from the arc, including 6-8 over the final 4G of the season ... made season debut at Ohio State on Dec. 15 and tallied 7 pts., 3 reb. in 16 min. ... followed that up by hitting 4-4 FG (1-1 3FG) for 9 pts. at Saint Mary's ... 7 pts. in 9 min. in win over UNLV ... notched 6 pts., 6 reb. in 17 min. in win at Army ... 8 pts. in 14 min. at Boston University ... logged 9 pts. in 17 min. in home win over Colgate ... 9 pts. in 15 min. in home win over Navy ... scored then-career-high 10 pts. (4-4 FG, 2-2 3FG), all in 1st half, vs. Boston U. ... made it 2 straight 10-pt. games (3-7 FG, 4-4 FT) in home win over Lehigh ... scored 8 pts. in 8 min. in home win vs. Army ... huge game vs. Holy Cross in PL quarterfinals with career-high 14 pts (6-8 FG, 1-1 3FG, 1-1 FT) in 21 min. ... scored 12 pts. in 2nd half ... 8 pts. (3-4 FG, 2-3 3FG) in PL championship game at Colgate ... tallied 28 pts. in 49 min. in PL Tournament.

#### 2017-18

Appeared in 28 games as a freshman ... totaled 53 points, 26 rebounds ... shot 52.2 FG% ... made collegiate debut on opening night at Monmouth ... logged 8 pts. (4-6 FG), 5 reb. in 16 min. in win over Siena ... scored 9 pts. (4-5 FG) and hit his first career 3FG in 7

min. in win at Richmond ... 7 pts. (3-3 FG, 1-1 3FG) in PL semifinal win over Boston U.

#### HIGH SCHOOL/PERSONAL

John Robert Meeks ... born March 16, 1999 in Winston-Salem, N.C. ... son of Cliff and Betsy Meeks ... has two younger sisters, Anna and Alie ... competed in basketball, baseball and track & field at The Burlington School ... captained the basketball and baseball teams ... two-time all-state selection for coach Ron Johnson ... three-time all-conference selection ... two-time Times-News All-Region selection and Player of the Year ... as a senior averaged 18.2 points per game while leading his team to an undefeated season and its second North Carolina Independent Schools Athletic Association Class 1-A state title in a three-year span ... scored 23 points in the state championship game ... recorded his 1,000th career point as a junior, when he averaged 16 points and 7 rebounds per game ... in four years of high school his team went 119-6 with two state titles ... played AAU basketball with PSB Select ... majoring in psychology.





**MEEKS' 2018-19 GAME-BY-GAME STATISTICS**

Opponent	Min.	FG-A	Pct.	3FG-A	Pct.	FT-A	Pct.	RB	PF	A	TO	B	S	PTS
St. Bona		DNP	—	—	—	—	—	—	—	—	—	—	—	—
Fairfield		DNP	—	—	—	—	—	—	—	—	—	—	—	—
Canisius		DNP	—	—	—	—	—	—	—	—	—	—	—	—
Vermont		DNP	—	—	—	—	—	—	—	—	—	—	—	—
Northeastern		DNP	—	—	—	—	—	—	—	—	—	—	—	—
Monmouth		DNP	—	—	—	—	—	—	—	—	—	—	—	—
La Salle		DNP	—	—	—	—	—	—	—	—	—	—	—	—
Ohio State	16	2-5	.400	0-2	.000	3-4	.750	3	1	0	1	0	1	7
St. Mary's	10	4-4	1.000	1-1	1.000	0-0	—	1	0	0	0	0	0	9
Rhode Island	7	2-3	.667	0-0	—	1-2	.500	4	1	0	0	0	0	5
TCU	3	0-0	—	0-0	—	0-0	—	0	0	0	1	0	0	0
UNLV	9	3-4	.750	1-2	.500	0-0	—	2	0	1	2	0	0	7
Army*	17	2-6	.333	1-3	.333	1-1	1.000	6	0	0	1	0	0	6
Boston U.*	14	3-5	.600	1-1	1.000	1-2	.500	3	0	1	1	1	0	8
Colgate*	17	4-8	.500	1-2	.500	0-0	—	0	1	0	0	1	1	9
American*	9	0-0	—	0-0	—	0-0	—	0	0	2	0	0	0	0
Holy Cross*	6	2-2	1.000	0-0	—	2-2	1.000	0	1	2	0	0	1	6
Lehigh*	9	0-2	.000	0-2	.000	0-0	—	2	0	2	1	0	0	0
Loyola*	18	1-5	.200	0-1	.000	0-0	—	1	1	3	1	0	0	2
American*	9	3-6	.500	1-1	1.000	0-0	—	1	0	0	0	0	0	7
Navy*	15	4-8	.500	1-1	1.000	0-0	—	3	1	0	3	0	0	9
Lafayette*	13	2-9	.222	0-2	.000	0-0	—	3	1	1	0	0	1	4
Loyola*	11	1-3	.333	0-0	—	1-2	.500	0	1	1	1	0	1	3
Boston U.*	12	4-4	1.000	2-2	1.000	0-0	—	0	1	0	1	0	1	10
Lehigh*	12	3-7	.429	0-0	—	4-4	1.000	3	1	0	0	0	0	10
Holy Cross*	18	3-8	.375	1-4	.250	0-0	—	6	0	1	1	0	1	7
Colgate*	9	0-2	.000	0-0	—	2-2	1.000	0	0	1	0	0	0	2
Lafayette*	4	0-1	.000	0-0	—	0-0	—	0	1	1	0	1	0	0
Navy*	7	1-4	.250	0-1	.000	0-0	—	0	1	0	1	0	0	2
Army*	8	3-4	.750	2-2	1.000	0-0	—	2	0	0	1	0	0	8
Holy Cross^	21	6-8	.750	1-1	1.000	1-1	1.000	4	1	2	3	0	0	14
Lehigh^	15	2-5	.400	1-2	.500	1-1	1.000	1	3	0	2	0	0	6
Colgate^	13	3-4	.750	2-3	.667	0-0	—	2	1	0	2	0	1	8

\* Patriot League game    ^ Patriot League Tournament    Games started in **bold**

**MEEKS' 2017-18 GAME-BY-GAME STATISTICS**

Opponent	Min.	FG-A	Pct.	3FG-A	Pct.	FT-A	Pct.	RB	PF	A	TO	B	S	PTS
Monmouth	5	0-2	.000	0-1	.000	0-0	—	1	0	1	0	0	0	0
Arkansas	5	0-0	—	0-0	—	0-0	—	1	0	0	0	0	0	0
UNC	2	0-0	—	0-0	—	0-0	—	0	0	0	0	0	0	0
Maryland	5	0-1	.000	0-0	—	0-0	—	0	0	1	1	0	0	0
Siena	16	4-6	.667	0-1	.000	0-0	—	5	1	1	1	0	0	8
Ball State	3	0-1	.000	0-1	.000	1-2	.500	0	1	0	0	0	0	1
Stony Brook	5	0-0	—	0-0	—	0-0	—	0	0	0	0	0	0	0
St. Joseph's	11	3-5	.600	0-1	.000	0-0	—	0	3	1	1	0	0	6
Vermont	5	0-1	.000	0-0	—	0-0	—	1	0	0	0	0	0	1
Northeastern	12	2-3	.667	0-1	.000	0-0	—	1	0	0	0	0	0	4
VCU	11	2-4	.500	0-1	.000	0-0	—	1	0	0	1	0	0	4
Richmond	7	4-5	.800	1-2	.500	0-0	—	0	1	1	0	0	0	9
La Salle	4	0-1	.000	0-1	.000	0-0	—	0	2	0	0	0	0	0
American*	11	1-3	.333	0-1	.000	0-0	—	0	1	0	1	0	1	2
Boston U.*	2	0-0	—	0-0	—	0-0	—	0	0	1	0	0	0	0
Army*	14	2-4	.500	0-1	.000	0-0	—	5	0	1	1	0	0	4
Lafayette*	3	0-2	.000	0-1	.000	0-0	—	1	1	0	0	0	0	0
Lehigh*		DNP												
Colgate*	2	0-0	—	0-0	—	0-0	—	0	0	0	0	0	0	0
Loyola*		DNP												
Holy Cross*	7	1-2	.500	0-1	.000	1-2	.500	4	0	0	1	0	0	3
Navy*	2	0-0	—	0-0	—	0-0	—	0	0	0	0	0	0	0
Boston U.*	3	0-0	—	0-0	—	0-0	—	0	1	0	0	0	0	0
Army*		DNP												
Lafayette*	2	0-0	—	0-0	—	0-0	—	0	0	0	0	0	0	0
Lehigh*		DNP												
Colgate*		DNP												
Loyola*	9	1-1	1.000	0-0	—	0-0	—	1	1	1	1	0	0	2
Holy Cross*		DNP												
Navy*	5	1-1	1.000	0-0	—	1-2	.500	2	0	0	1	0	0	3
American*	3	0-0	—	0-0	—	0-0	—	1	1	0	0	0	0	0
Loyola^	2	0-0	—	0-0	—	0-0	—	1	0	0	0	0	0	0
Boston U.^	8	3-3	1.000	1-1	1.000	0-0	—	1	0	0	1	0	0	7
Colgate^	5	0-1	.000	0-1	.000	0-0	—	0	1	1	0	0	0	0
Michigan St.+		DNP												

\* Patriot League game    ^ Patriot League Tour.    + NCAA Tour.    Games started in **bold**

**MEEKS' CAREER STATISTICS**

Year	G	GS	Min.	Avg.	FGM	FGA	Pct.	3FGM	3FGA	Pct.	FTM	FTA	Pct.	OR	DR	Reb.	RPG	PF	DQ	A	TO	BK	ST	Pts.	PPG
2017-18	28	0	169	6.0	24	46	.522	2	15	.133	3	6	.500	10	16	26	0.9	14	0	9	10	0	2	53	1.9
2018-19	26	0	305	11.7	58	117	.496	16	33	.485	17	21	.810	19	28	47	1.8	17	0	18	24	3	8	149	5.7
<b>TOTAL</b>	<b>54</b>	<b>0</b>	<b>474</b>	<b>8.8</b>	<b>82</b>	<b>163</b>	<b>.503</b>	<b>18</b>	<b>48</b>	<b>.375</b>	<b>20</b>	<b>27</b>	<b>.741</b>	<b>29</b>	<b>44</b>	<b>73</b>	<b>1.4</b>	<b>31</b>	<b>0</b>	<b>27</b>	<b>34</b>	<b>3</b>	<b>10</b>	<b>202</b>	<b>3.7</b>







Sr. • F • 6-8 • 208

# 13 BRUCE MOORE

Randallstown, Md. • McDonogh



### MOORE'S CAREER HIGHS

Points:	19	at Lehigh	1/19/2019
Rebounds:	15	vs. American	1/12/2019
Assists:	3	three times	
Steals:	2	four times	
Blocks:	3	three times	
FG Made:	7	twice	
FG Attempted:	12	twice	
3-pt FG Made:	4	twice	
3-pt FG Att.:	7	at Army	1/5/2018
FT Made:	8	vs. Navy	2/25/2017
FT Attempted:	9	twice	

### MOORE'S 2018-19 SEASON HIGHS

Points:	19	at Lehigh	1/19/2019
Rebounds:	15	vs. American	1/12/2019
Assists:	3	three times	
Steals:	2	three times	
Blocks:	2	twice	
FG Made:	7	twice	
FG Attempted:	12	twice	
3-pt FG Made:	4	at Vermont	11/25/2018
3-pt FG Att:	6	at American	1/26/2019
FT Made:	7	twice	
FT Attempted:	9	vs. Lehigh	2/11/2019

### MOORE'S MISCELLANEOUS STATS

20+ Points	0
10+ Points	23
10+ Rebounds	5
5+ Assists	0
3+ Steals	0
3+ Blocks	3
Led team in scoring	4
Led team in rebounding	7
Double-doubles	4

*Talented forward who can score in the paint and on the perimeter ... moves his feet well, which makes him an excellent rebounder and defender ... can defend multiple positions ... likes to attack the rim ... hard worker ... came to Bucknell from the competitive Baltimore private school league ... hails from the same high school as Hall-of-Famer Al Leslie, one of Bucknell's all-time great basketball players.*

#### 2018-19

Named to Patriot League All-Defensive Team ... started all 33 games at the power forward position ... averaged 9.6 ppg and 4.8 rpg ... shot 47.1 FG%, 34.3 3FG%, 75.8 FT% ... 16 double-digit scoring games, 5 double-digit rebounding games and 4 double-doubles ... recorded 9 pts. in opening-night win at St. Bonaventure, including 5 big ones in OT as well as a key layup with 1:23 left in regulation that cut Bucknell's deficit to 2 ... scored 14 of his 16 pts. in the second half, including 4-4 3FG, to help Bucknell rally from 13 pts. down to win at Vermont ... hit a tiebreaking 3FG with 4:22 remaining to give the Bison the lead for good ... also helped limit Vermont star Anthony Lamb (21.7 ppg) to 13 pts. on 2-14 FG ... recorded second straight 16-pt. game vs. Northeastern ... matched career high with 18 pts. at Saint Mary's, hitting on 5-9 FG, 2-2 3FG, 6-6 FT ... hit 18 pts. one game later in win over Rhode Island at Diamond Head Classic ... also had 7 reb., 2 stl. vs. Rams and had game-winning tip-in with 1:08 to play ... 11 pts. in rout of UNLV ... scored 10 straight Bison pts. in 2nd half and finished with 16 at Boston U. ... pulled down career-high 15 reb. in home win over American ... added 10 pts. for his first career double-double ... followed that up with a 10-reb. performance along with 8 pts., 2 asst. in home win over Holy Cross ... big game in win at Lehigh with career-high 19 pts. (7-12 FG, 2-3 3FG), 8 reb. ... also set career highs for FGM and FGA ... double-doubles on 3 consecutive Saturdays at American (11 pts., 11 reb.), at Lafayette (11 pts., 10 reb.), vs. Boston U. (10 pts., 10 reb.) ... went 7-7 FG and had 16 pts., 5 reb., 3 asst. in home rout of Lafayette ... scored all 10 of his pts. in 2nd half in PL semifinal win over Lehigh ... 9 pts. in PL final at Colgate.

#### 2017-18

Played in 30 games with 22 starts ... averaged 5.6 ppg, 2.2 rpg, 0.8 bpg ... shot 42.6 FG%, 32.8 3GF%, 74.5 FT% ... ranked 10th in Patriot League in blocked shots ... made 1st career start at Maryland ... scored 14 pts. (3-4 FG, 2-2 3FG, 6-6 FT)

in win over Siena ... recorded 9 pts. in career-high 31 min. in 87-83 home win over Ball State, with 6 pts. coming in last 2:43 ... put Bison ahead for good with 2 FTs with 1:48 left, then sealed it with a breakaway jam with 0:15 remaining ... tallied 10 pts., 6 reb. in win at Stony Brook ... broke a 58-58 tie with a 3FG that ignited a game-changing 8-0 run vs. Vermont ... scored career-high 18 pts. (5-7 FG, 3-4 3FG, 5-6 FT) with 5 reb., 3 blk. vs. Boston University ... followed that up with 17 pts., including career-best 4 3FGs, in road win at Army ... after 22 straight starts returned to a reserve role in a dramatic home win over Colgate and played well ... had 6 pts., 4 reb., 2 asst., 2 stl. ... assisted on Kimbal Mackenzie's 3FG at the buzzer in the 65-64 win ... tallied 10 pts. (3-4 FG, 1-2 3FG, 3-3 FT) in home win over Navy.

#### 2016-17

Played in every game as a freshman, with his biggest impact coming at the defensive end ... recorded 3.6 ppg, 1.6 rpg while shooting 42.6 FG%, 34.2 3FG% (13-38), 74.4 FT% ... made collegiate debut vs. Manhattan and had 2 blk., 1 reb. in 3 min. ... first career pts. came on a 3FG at Wake Forest ... scored 7 pts. (3-5 FG) in 15 min. at Butler ... hit a 3FG and finished with 5 pts., 4 reb. in win over Norfolk State ... went 2-2 3FG for 6 pts. in home win over Army ... played then-season-high 20 min. at American, playing strong defense down the stretch and hitting 2 go-ahead FTs with 6:53 left ... big day at Colgate, with 10 pts. (4-4 FG, 2-2 3FG), 6 reb., 1 stl. in 19 min. ... 4 of 6 reb. came at offensive end ... 8 pts., 5 reb. (3 OR) at Lafayette ... big game in title-clinching road win at Boston U., with 9 pts., 3 reb. (all OR), 3 blk. ... best game of season came in home win over Navy, 14 pts. (3-7 FG, 8-9 FT), 7 reb., in regular-season finale ... helped punctuate the PL championship game win over Lehigh with a late dunk.

#### HIGH SCHOOL/PERSONAL

Full name is Bruce Douglas Moore Jr. ... born Jan. 15, 1998 in Baltimore, Md. ... son of Laurie Moore ... has a sister, Bria ... captained the basketball team at McDonogh School in Owings Mills, Md. ... four-year varsity starter who helped get McDonogh back to the postseason after some down years ... First Team All-MIAA selection ... averaged nearly 17 points per game as a senior ... tallied 13 points, 12 rebounds, 3 blocks and 4 assists per game as a junior ... played AAU ball for Baltimore Elite and Maryland 3D ... majoring in Spanish.





MOORE'S 2018-19 GAME-BY-GAME STATISTICS

Opponent	Min.	FG-A	Pct.	3FG-A	Pct.	FT-A	Pct.	RB	PF	A	TO	B	S	PTS
St. Bona	24	3-4	.750	1-1	1.000	2-5	.400	4	4	0	3	0	0	9
Fairfield	23	1-6	.167	0-2	.000	2-2	1.000	3	4	1	2	1	0	4
Canisius	23	0-4	.000	0-1	.000	4-4	1.000	1	2	3	3	0	0	4
Vermont	23	5-8	.625	4-5	.800	2-2	1.000	2	3	0	0	0	0	16
Northeastern	26	6-9	.667	1-3	.333	3-7	.429	3	0	1	1	0	0	16
Monmouth	20	2-4	.500	1-2	.500	0-0	—	3	3	1	0	0	0	5
La Salle	18	2-2	1.000	1-1	1.000	3-4	.750	3	4	1	2	0	1	8
Ohio State	25	1-3	.333	1-3	.333	4-6	.667	3	4	0	1	1	0	7
St. Mary's	26	5-9	.556	2-2	1.000	6-6	1.000	4	1	1	0	0	1	18
Rhode Island	30	5-7	.714	2-4	.500	6-8	.750	7	3	0	4	0	2	18
TCU	34	4-7	.571	0-2	.000	0-0	—	4	1	0	2	0	1	8
UNLV	26	4-7	.571	2-3	.667	1-2	.500	3	3	0	3	0	0	11
Army*	23	0-6	.000	0-2	.000	0-0	—	3	5	0	3	0	0	0
Boston U.*	25	6-9	.667	0-2	.000	4-4	1.000	5	3	1	1	1	0	16
Colgate*	20	2-4	.500	2-3	.667	1-2	.500	2	5	1	0	0	0	7
American*	31	3-10	.300	0-1	.000	4-7	.571	15	3	1	1	1	0	10
Holy Cross*	30	2-3	.667	1-2	.500	3-3	1.000	10	3	2	1	1	1	8
Lehigh*	31	7-12	.583	2-3	.667	3-5	.600	8	2	0	1	0	0	19
Loyola*	18	4-6	.667	1-2	.500	2-2	1.000	3	4	0	0	0	0	11
American*	34	3-12	.250	1-6	.167	4-6	.667	11	4	1	1	0	1	11
Navy*	19	1-4	.250	0-2	.000	2-2	1.000	3	4	1	1	0	0	4
Lafayette*	24	2-7	.286	1-4	.250	6-8	.750	10	4	1	0	2	1	11
Loyola*	29	2-8	.250	0-3	.000	7-8	.875	5	1	3	2	2	0	10
Boston U.*	32	3-7	.429	0-1	.000	4-4	1.000	10	4	1	1	1	0	11
Lehigh*	32	3-8	.375	0-2	.000	6-9	.667	3	3	1	0	0	0	12
Holy Cross*	22	3-4	.750	0-0	—	1-1	1.000	2	5	0	3	0	0	7
Colgate*	32	3-6	.500	0-1	.000	1-2	.500	9	3	1	2	0	2	7
Lafayette*	21	7-7	1.000	1-1	1.000	1-3	.333	5	0	3	0	1	0	16
Navy*	31	3-9	.333	0-2	.000	3-3	1.000	5	4	1	0	0	2	9
Army*	32	2-5	.400	0-1	.000	2-2	1.000	2	4	1	0	1	1	6
Holy Cross^	15	0-0	—	0-0	—	0-0	—	2	4	1	2	0	0	0
Lehigh^	22	2-3	.667	0-0	—	6-7	.857	3	4	0	2	0	1	10
Colgate^	31	1-6	.167	0-3	.000	7-8	.875	2	5	1	1	0	0	9

\* Patriot League game ^ Patriot League Tournament Games started in bold

MOORE'S 2017-18 GAME-BY-GAME STATISTICS

Opponent	Min.	FG-A	Pct.	3FG-A	Pct.	FT-A	Pct.	RB	PF	A	TO	B	S	PTS
Monmouth	13	2-4	.500	1-2	.500	0-0	—	0	2	1	1	0	1	5
Arkansas	15	0-2	.000	0-1	.000	0-0	—	0	2	1	0	0	2	1
UNC	10	1-1	1.000	0-0	—	0-0	—	2	3	0	0	1	0	2
Maryland	15	1-2	.500	0-1	.000	1-2	.500	0	2	0	1	0	0	3
Siena	20	3-4	.750	2-2	1.000	6-6	1.000	3	2	0	1	0	1	14
Ball State	31	3-6	.500	1-3	.333	2-2	1.000	3	1	0	1	0	0	9
Stony Brook	29	2-6	.333	2-5	.400	4-4	1.000	6	3	0	3	1	0	10
St. Joseph's	26	2-11	.182	0-4	.000	1-2	.500	4	4	1	0	0	0	5
Vermont	32	2-6	.333	2-5	.400	2-2	1.000	4	3	1	0	0	0	8
Northeastern	23	0-1	.000	0-0	—	0-0	—	2	3	0	2	0	1	0
VCU		DNP												
Richmond	7	0-2	.000	0-1	.000	0-0	—	0	3	0	0	0	0	0
La Salle	17	0-2	.000	0-2	.000	0-0	—	0	4	0	1	0	1	0
American*	19	3-4	.750	0-1	.000	0-0	—	4	3	1	2	3	0	6
Boston U.*	30	5-7	.714	3-4	.750	5-6	.833	5	3	1	1	3	0	18
Army*	34	4-7	.571	4-7	.571	5-6	.833	1	0	0	0	2	0	17
Lafayette*	38	1-4	.250	1-4	.250	0-0	—	2	2	1	1	1	0	3
Lehigh*	29	3-8	.375	0-4	.000	1-2	.500	5	3	0	1	1	0	7
Colgate*	18	0-2	.000	0-2	.000	0-0	—	2	2	2	1	1	1	0
Loyola*	22	3-3	1.000	0-0	—	2-2	1.000	2	3	1	0	1	0	8
Holy Cross*	21	2-4	.500	1-3	.333	0-0	—	2	2	0	1	1	0	5
Navy*	22	1-3	.333	1-2	.500	0-2	.000	0	4	0	0	1	0	3
Boston U.*	21	3-6	.500	0-1	.000	1-2	.500	2	2	0	0	1	0	7
Army*	16	0-0	—	0-0	—	0-3	.000	2	2	0	3	0	0	0
Lafayette*	25	2-3	.667	1-1	1.000	0-0	—	3	1	0	1	1	0	5
Lehigh*	21	0-4	.000	0-2	.000	2-2	1.000	2	5	0	1	1	0	2
Colgate*	24	1-3	.333	0-2	.000	4-5	.800	4	1	2	1	1	2	6
Loyola*	13	0-5	.000	0-2	.000	1-2	.500	4	4	0	0	2	0	1
Holy Cross*	19	3-6	.500	1-3	.333	0-0	—	1	4	0	1	0	0	7
Navy*	23	3-4	.750	1-2	.500	3-3	1.000	1	1	0	0	1	1	10
American*	18	2-2	1.000	1-1	1.000	1-2	.500	1	3	2	2	0	0	6
Loyola^		DNP												
Boston U.^		DNP												
Colgate^		DNP												
Michigan St.+		DNP												

\* Patriot League game ^ Patriot League Tourn. + NCAA Tourn. Games started in bold

MOORE'S 2016-17 GAME-BY-GAME STATISTICS

Opponent	Min.	FG-A	Pct.	3FG-A	Pct.	FT-A	Pct.	RB	PF	A	TO	B	S	PTS
Manhattan	3	0-1	.000	0-0	—	0-0	—	1	2	0	1	2	0	0
Wake Forest	8	1-3	.333	1-3	.333	0-0	—	1	5	0	0	0	0	3
Robert Morris	6	0-0	—	0-0	—	2-2	1.000	0	1	0	1	0	0	2
Butler	15	3-5	.600	1-2	.500	0-1	.000	2	1	1	2	0	0	7
Vanderbilt	2	0-0	—	0-0	—	0-0	—	0	1	0	0	0	0	0
Norfolk State	12	1-3	.333	1-1	1.000	2-2	1.000	4	2	0	1	0	0	5
No. Colorado	3	0-0	—	0-0	—	0-0	—	0	0	0	1	0	0	0
Richmond	5	0-1	.000	0-0	—	0-0	—	1	1	0	0	0	0	0
La Salle	9	1-3	.333	0-2	.000	2-3	.667	2	1	0	0	0	0	4
Fairfield	10	0-1	.000	0-0	—	0-0	—	0	2	0	2	0	0	0
Siena	4	1-2	.500	0-1	.000	0-0	—	0	3	1	0	0	0	2
Mt. St. Mary's	7	1-2	.500	0-1	.000	0-0	—	0	0	0	2	0	0	2
Princeton	7	0-1	.000	0-1	.000	0-0	—	0	0	0	0	0	0	0
Navy*	10	0-1	.000	0-1	.000	0-3	.000	2	2	1	0	0	0	0
Army*	9	2-2	1.000	2-2	1.000	0-0	—	0	2	0	1	0	0	6
American*	20	0-0	—	0-0	—	2-2	1.000	1	1	0	1	0	0	2
Holy Cross*	19	0-3	.000	0-2	.000	1-2	.500	0	3	0	0	1	0	1
Lehigh*	15	3-5	.600	0-1	.000	0-0	—	0	2	1	1	0	0	6
Colgate*	19	4-4	1.000	2-2	1.000	0-0	—	6	3	0	0	0	1	10
Loyola*	10	2-2	1.000	0-0	—	1-1	1.000	1	2	0	0	1	0	5
Boston U.*	17	0-0	—	0-0	—	1-2	.500	3	1	0	1	1	0	1
Lafayette*	19	2-4	.500	2-2	1.000	2-2	1.000	5	3	0	0	0	0	8
Army*	17	0-3	.000	0-1	.000	5-6	.833	1	1	1	0	0	0	5
American*	12	1-3	.333	0-2	.000	1-2	.500	1	1	0	0	1	0	3
Holy Cross*	23	2-6	.333	2-5	.400	0-0	—	2	2	0	1	1	1	6
Lehigh*	14	1-4	.250	0-0	—	0-0	—	2	1	0	0	0	1	2
Colgate*	16	1-4	.250	0-2	.000	0-0	—	0	1	0	0	0	0	2
Loyola*	17	2-3	.667	1-1	1.000	0-0	—	2	0	0	0	1	0	5
Boston U.*	18	4-7	.571	1-1	1.000	0-0	—	3	3	1	0	3	0	9
Lafayette*	14	1-2	.500	0-1	.000	0-0	—	0	4	1	1	1	1	2
Navy*	22	3-7	.429	0-2	.000	8-9	.889	7	3	1	2	0	0	14
Army^	18	2-4	.500	0-2	.000	0-0	—	2	2	1	1	0	1	4
Navy^	22	1-3	.333	0-0	—	4-4	1.000	1	3	0	0	1	0	6
Lehigh^	14	1-3	.333	0-0	—	1-2	.500	4	1	2	0	1	0	3
West Virginia+	4	0-2	.000	0-0	—	0-0	—	2	2	0	1	0	0	0


\* Patriot League game ^ Patriot League Tourn. + NCAA Tourn. Games started in bold



MOORE'S CAREER STATISTICS

Year	G	GS	Min.	Avg.	FGM	FGA	Pct.	3FGM	3FGA	Pct.	FTM	FTA	Pct.	OR	DR	Reb.	RPG	PF	DQ	A	TO	BK	ST	Pts.	PPG
2016-17	35	0	440	12.6	40	94	.426	13	38	.34															





Jr. • C • 6-9 • 245

# 0 PAUL NEWMAN

Philadelphia, Pa. • St. Andrew's (R.I.)



### NEWMAN'S CAREER HIGHS

Points:	13	vs. Canisius	11/13/2018
Rebounds:	7	four times	
Assists:	2	twice	
Steals:	2	twice	
Blocks:	4	twice	
FG Made:	5	twice	
FG Attempted:	11	vs. Fairfield	11/11/2018
3-pt FG Made:	0		
3-pt FG Att.:	0		
FT Made:	9	vs. N'eastern	11/28/2018
FT Attempted:	10	vs. N'eastern	11/28/2018

### NEWMAN'S 2018-19 SEASON HIGHS

Points:	13	vs. Canisius	11/13/2018
Rebounds:	7	four times	
Assists:	2	twice	
Steals:	2	twice	
Blocks:	4	twice	
FG Made:	5	twice	
FG Attempted:	11	vs. Fairfield	11/11/2018
3-pt FG Made:	0		
3-pt FG Att.:	0		
FT Made:	9	vs. N'eastern	11/28/2018
FT Attempted:	10	vs. N'eastern	11/28/2018

### NEWMAN'S MISCELLANEOUS STATS

20+ Points	0
10+ Points	5
10+ Rebounds	0
5+ Assists	0
3+ Steals	0
3+ Blocks	6
Led team in scoring	0
Led team in rebounding	2
Double-doubles	0

*Big, strong frontcourt player out of basketball-rich Philadelphia ... played a key role as the backup center to Nate Sestina last season, and is now poised for an even larger role as a junior ... lefty shooter with good moves in the post ... played at powerful Roman Catholic H.S. ... did a postgrad year at St. Andrew's School and averaged a double-double for a 20-win team ... played very well on Bucknell's trip to Europe in the summer of 2018 ... made 15-21 FG (.714) and averaged 13.3 ppg and 7.7 rpg.*

#### 2018-19

Played in all 33 games as Bucknell's backup center and made two early-season starts in place of the injured Nate Sestina ... averaged 3.7 ppg, 3.0 rpg, 1.1 bpg ... even though he averaged 12.8 mpg, ranked 4th in the Patriot League in blocked shots ... shot 49.5 FG% ... got off to a nice start, posting a career-high 10 pts. (3-3 FG, 4-7 FT) in an opening-night win at St. Bonaventure ... scored 10 straight Bucknell pts. in a span of 3:29 in the 2nd help, helping to spark a comeback from a 13-pt. deficit ... made first career start vs. Fairfield with Nate Sestina sidelined with an injury and logged 12 pts., 7 reb., 4 blk. ... duplicated those numbers one game later vs. Canisius with 13 pts. (5-7 FG), 7 reb., 4 blk. ... went 9-10 FT and finished with 11 pts. vs. Northeastern ... blocked 3 shots in 9 min. at La Salle ... strong effort in win over UNLV at Diamond Head Classic with 8 pts., 4 reb., 3 blk. in 16 min. ... 3 blks. in home win over Colgate, all coming in one defensive possession ... played a big role in Bucknell's win at Lehigh ... with Sestina out with 2 early fouls, scored 10 pts. in the 1st half before finishing with 10 pts., 7 reb. ... tallied 8 pts., 7 reb., 3 blk. in 22 min. in home win over Navy.

#### 2017-18

Appeared in 20 games as a backup center ... totaled 14 pts., 18 reb. while shooting 44.4 FG% ... made collegiate debut at Arkansas ... saw 1st-half action

at Maryland and was on floor for a 10-2 Bison run ... blocked a shot and grabbed 3 reb. in win over Siena ... scored 1st career points with 2 FTs in home win over Holy Cross.

#### HIGH SCHOOL/PERSONAL

Paul Jerome Newman ... also goes by the nickname "Tre" ... born July 27, 1998 in Philadelphia ... parents are Paul and Yvette Newman ... four-year varsity letterman for coach Chris McNesby at Roman Catholic in Philadelphia ... was part of a program that captured two Class AAAA state championships, two Philadelphia Catholic League titles, and four City titles ... spent the 2016-17 season doing a postgraduate year at St. Andrew's School in Barrington, R.I. ... averaged 16.8 points, 12.5 rebounds and 1.5 blocked shots while leading the team to a 20-8 record ... earned NEPSAC All-New England Honorable Mention ... ranked as the No. 2 recruit in the state of Rhode Island for the Class of 2017 by New England Recruiting Report ... played AAU basketball for Team Final ... majoring in psychology.





NEWMAN'S 2018-19 GAME-BY-GAME STATISTICS

Opponent	Min.	FG-A	Pct.	3FG-A	Pct.	FT-A	Pct.	RB	PF	A	TO	B	S	PTS
St. Bona	15	3-3	1.000	0-0	—	4-7	.571	2	4	0	2	1	0	10
Fairfield	35	4-11	.455	0-0	—	4-6	.667	7	2	0	2	4	1	12
Canisius	27	5-7	.714	0-0	—	3-5	.600	7	4	1	3	4	0	13
Vermont	19	3-7	.429	0-0	—	0-0	—	4	3	0	0	1	0	6
Northeastern	22	1-3	.333	0-0	—	9-10	.900	3	3	0	2	2	1	11
Monmouth	9	1-1	1.000	0-0	—	0-0	—	2	4	0	0	1	0	2
La Salle	9	1-1	1.000	0-0	—	0-1	.000	1	3	1	0	3	0	2
Ohio State	23	1-3	.333	0-0	—	1-2	.500	3	2	1	2	0	1	3
St. Mary's	13	0-3	.000	0-0	—	0-0	—	2	3	0	1	1	0	0
Rhode Island	14	2-3	.667	0-0	—	0-0	—	4	4	0	0	0	0	4
TCU	9	0-1	.000	0-0	—	1-2	.500	4	4	0	2	0	0	1
UNLV	16	4-6	.667	0-0	—	0-2	.000	4	2	0	0	3	0	8
Army*	6	1-1	1.000	0-0	—	0-1	.000	2	1	0	0	0	1	2
Boston U.*	8	0-0	—	0-0	—	0-2	.000	3	2	1	0	1	0	0
Colgate*	8	0-1	.000	0-0	—	0-0	—	2	1	0	3	3	1	0
American*	15	2-2	1.000	0-0	—	1-2	.500	4	2	0	1	1	1	5
Holy Cross*	6	0-0	—	0-0	—	0-0	—	0	5	0	0	0	2	0
Lehigh*	20	5-9	.556	0-0	—	0-1	.000	7	2	1	0	1	0	10
Loyola*	3	0-1	.000	0-0	—	0-0	—	0	3	1	0	0	0	0
American*	9	1-1	.500	0-0	—	0-0	—	0	5	0	0	0	0	2
Navy*	22	2-3	.667	0-0	—	4-8	.500	7	2	0	0	3	0	8
Lafayette*	10	0-0	—	0-0	—	0-0	—	3	2	1	2	0	0	0
Loyola*	12	1-3	.333	0-0	—	0-0	—	3	1	1	0	0	2	2
Boston U.*	11	2-4	.500	0-0	—	1-2	.500	1	2	0	1	1	0	5
Lehigh*	13	1-2	.500	0-0	—	0-0	—	3	1	0	0	1	0	2
Holy Cross*	9	2-2	1.000	0-0	—	0-0	—	3	2	0	1	1	0	4
Colgate*	11	1-5	.200	0-0	—	0-0	—	6	1	0	2	1	0	2
Lafayette*	16	1-1	1.000	0-0	—	1-1	1.000	5	3	1	1	0	0	3
Navy*	9	0-2	.000	0-0	—	0-0	—	2	3	0	1	0	1	0
Army*	9	1-2	.500	0-0	—	0-1	.000	2	2	0	2	1	2	0
Holy Cross^	5	0-2	.000	0-0	—	0-0	—	1	1	0	0	1	1	0
Lehigh^	5	0-1	.000	0-0	—	2-2	1.000	1	1	2	1	1	0	2
Colgate^	5	1-2	.500	0-0	—	0-2	.000	0	1	0	0	0	0	2

\* Patriot League game ^ Patriot League Tournament Games started in bold

NEWMAN'S 2017-18 GAME-BY-GAME STATISTICS

Opponent	Min.	FG-A	Pct.	3FG-A	Pct.	FT-A	Pct.	RB	PF	A	TO	B	S	PTS
Monmouth	DNP													
Arkansas	2	0-0	—	0-0	—	0-0	—	1	0	0	1	0	0	0
UNC	DNP													
Maryland	2	0-1	.000	0-0	—	0-0	—	0	0	0	0	0	0	0
Siena	9	0-0	—	0-0	—	0-0	—	3	0	0	0	1	0	0
Ball State	DNP													
Stony Brook	DNP													
St. Joseph's	DNP													
Vermont	2	0-0	—	0-0	—	0-2	.000	2	1	0	0	0	0	0
Northeastern	3	0-0	—	0-0	—	0-0	—	0	0	0	0	0	0	0
VCU	2	0-0	—	0-0	—	0-0	—	0	0	0	0	0	0	0
Richmond	DNP													
La Salle	DNP													
American*	2	0-0	—	0-0	—	0-2	.000	0	1	0	0	0	0	0
Boston U.*	DNP													
Army*	6	0-0	—	0-0	—	0-0	—	2	1	0	0	0	1	0
Lafayette*	DNP													
Lehigh*	DNP													
Colgate*	2	0-1	.000	0-0	—	0-0	—	1	0	0	0	0	0	0
Loyola*	3	0-0	—	0-0	—	0-0	—	0	1	0	0	0	0	0
Holy Cross*	6	0-1	.000	0-0	—	2-2	1.000	4	0	0	0	0	0	2
Navy*	5	0-0	—	0-0	—	2-3	.667	0	0	0	0	0	1	2
Boston U.*	6	1-1	1.000	0-0	—	0-0	—	2	1	0	2	0	0	2
Army*	DNP													
Lafayette*	1	0-0	—	0-0	—	0-0	—	0	0	0	0	0	0	0
Lehigh*	DNP													
Colgate*	DNP													
Loyola*	5	2-3	.667	0-0	—	1-2	.500	2	0	0	0	0	0	5
Holy Cross*	DNP													
Navy*	4	0-1	.000	0-0	—	0-0	—	0	0	0	1	1	1	0
American*	4	1-1	1.000	0-0	—	0-0	—	1	0	0	0	0	0	2
Loyola^	DNP													
Boston U.^	6	0-0	—	0-0	—	1-2	.500	0	3	1	3	0	1	1
Colgate^	3	0-0	—	0-0	—	0-0	—	0	0	1	0	0	0	0
Michigan St.+	1	0-0	—	0-0	—	0-0	—	0	0	0	0	0	0	0

\* Patriot League game ^ Patriot League tourn. + NCAA tourn. Games started in bold

NEWMAN'S CAREER STATISTICS

Year	G	GS	Min.	Avg.	FGM	FGA	Pct.	3FGM	3FGA	Pct.	FTM	FTA	Pct.	OR	DR	Reb.	RPG	PF	DQ	A	TO	BK	ST	Pts.	PPG
2017-18	20	0	74	3.7	4	9	.444	0	0	.000	6	13	.462	3	15	18	0.9	8	0	2	7	2	4	14	0.7
2018-19	33	2	424	12.8	46	93	.495	0	0	.000	31	57	.544	28	70	98	3.0	81	2	13	27	37	13	123	3.7
<b>TOTAL</b>	<b>53</b>	<b>2</b>	<b>498</b>	<b>9.4</b>	<b>50</b>	<b>102</b>	<b>.490</b>	<b>0</b>	<b>0</b>	<b>.000</b>	<b>37</b>	<b>70</b>	<b>.529</b>	<b>31</b>	<b>85</b>	<b>116</b>	<b>2.2</b>	<b>89</b>	<b>2</b>	<b>15</b>	<b>34</b>	<b>39</b>	<b>17</b>	<b>137</b>	<b>2.6</b>







Sr. • F • 6-5 • 203

# 14 BEN ROBERTSON

High Point, N.C. • High Point Christian



### ROBERTSON'S CAREER HIGHS

Points:	11	at Army	1/5/2018
Rebounds:	7	vs. Fairfield	11/10/2018
Assists:	6	vs. Lafayette	2/26/2018
Steals:	2	vs. Loyola	1/18/2017
Blocks:	1	four times	
FG Made:	5	vs. Canisius	11/13/2018
FG Attempted:	6	three times	
3-pt FG Made:	2	at Army	1/5/2018
3-pt FG Att.:	4	at Army	1/5/2018
FT Made:	3	vs. Norfolk St.	11/24/2016
FT Attempted:	4	vs. Fairfield	11/10/2018

### ROBERTSON'S 2018-19 SEASON HIGHS

Points:	10	vs. Canisius	11/13/2018
Rebounds:	7	vs. Fairfield	11/10/2018
Assists:	6	vs. Lafayette	2/26/2018
Steals:	1	six times	
Blocks:	1	vs. Canisius	11/13/2018
FG Made:	5	vs. Canisius	11/13/2018
FG Attempted:	6	twice	
3-pt FG Made:	1	twice	
3-pt FG Att.:	2	at Lafayette	2/2/2019
FT Made:	2	vs. Fairfield	11/10/2018
FT Attempted:	4	vs. Fairfield	11/10/2018

### ROBERTSON'S MISCELLANEOUS STATS

20+ Points	0
10+ Points	2
10+ Rebounds	0
5+ Assists	1
3+ Steals	0
3+ Blocks	0
Led team in scoring	0
Led team in rebounding	1
Double-doubles	0

*Long, athletic wing player who can run the floor and score at every level ... has the ability to finish above the rim ... electrifying dunker who earned the nickname "Top Ten Ben" after appearing on ESPN Sports Center's Top 10 Plays ... good defender ... workhorse type player ... came to Bucknell from a nationally ranked high school program that played top-notch competition.*

#### 2018-19

Saw action in 24 games off the bench ... averaged 1.8 ppg, 1.5 rpg while shooting 57.6 FG% ... played 20 min. off bench vs. Fairfield and had 8 pts., career-high 7 reb. ... big game vs. Canisius with 10 pts. (5-6 FG), career-high 4 asst. ... had 8 pts., 2 asst. in 18-4 second-half run ... went 3-3 FG and had 6 pts. (all 2nd half) in win at La Salle ... tallied 7 pts. (3-3 FG, 1-1 3FG), 6 reb., 6 asst. in 16 min. vs. Lafayette ... 6 asst. were career high.

#### 2017-18

Played in 30 of Bucknell's 35 games as a reserve forward ... logged 51 points and 40 assists while shooting 52.5 FG% ... scored 1st 4 pts. of season on 2-2 FG in win over Siena ... played career-high 14 min. at VCU and hit a 3FG ... monster dunk on top of a La Salle defender was No. 2 on ESPN's Top 10 Plays on Dec. 22 ... set career highs with 11 pts. (4-6 FG, 2-4 3FG, 1-1 FT), 5 reb., 15 min., in road win at Army ... hit 2 big 2nd-half FGs in road win at Lafayette ... scored on a transition layup in the NCAA Tournament vs. Michigan State.

#### 2016-17

Appeared in 27 of the team's 35 games as a rookie ... played in 23 straight games before the bench was shortened in the postseason ... tallied 26 pts. and 9 reb. on the season ... shot 50.0 FG% (10-20) ... made 1st career appearance in home state of North Carolina, playing 4 min. at Wake Forest ... scored 9 pts. (4-5 FG, 1-1 3FG) in just 7 min. at Butler ... made 1st 3 career FTs and scored 5 pts. in win over Norfolk State

... turned 2 stls. into breakaway buckets, including a reverse jam, in home win over Loyola ... season-high 11 min. in that game.

#### HIGH SCHOOL/PERSONAL

Full name is Benjamin Tyler Robertson ... born Apr. 14, 1997 in Grand Island, Neb. ... lived in Grand Island until his freshman year in high school ... son of Michael and Angie Robertson ... has an older brother Chris and an older sister Stacia ... Stacia played basketball for High Point, and then professionally in Australia and Turkey ... she was the 2015 Big South Player of the Year and is now back at High Point as the women's basketball director of operations ... four-year varsity player at High Point Christian Academy ... three-time team captain ... all-conference selection ... 2015-16 McDonalds All-America nominee who helped team to the state playoffs all four years ... team was nationally ranked in 2015-16 ... played AAU ball for CP3 All-Stars, Team Winston and PSB Select ... majoring in international relations ... named to 2019 Patriot League Academic Honor Roll.





ROBERTSON'S 2018-19 GAME-BY-GAME STATISTICS

Opponent	Min.	FG-A	Pct.	3FG-A	Pct.	FT-A	Pct.	RB	PF	A	TO	B	S	PTS
St. Bona	11	0-1	.000	0-1	.000	0-0	—	0	0	0	0	1	0	0
Fairfield	20	3-6	.500	0-1	.000	2-4	.500	7	2	0	2	0	1	8
Canisius	22	5-6	.833	0-0	—	0-1	.000	3	4	4	0	1	0	10
Vermont	9	0-0	—	0-0	—	0-0	—	1	0	0	0	0	0	0
Northeastern	9	0-0	—	0-0	—	0-1	.000	4	0	0	0	0	1	0
Monmouth	15	0-0	—	0-0	—	0-2	.000	3	0	1	0	0	1	0
La Salle	20	3-3	1.000	0-0	—	0-1	.000	2	4	1	2	0	1	6
Ohio State	4	0-0	—	0-0	—	0-0	—	0	0	1	0	0	0	0
St. Mary's	8	0-1	.000	0-1	.000	0-0	—	0	0	0	0	0	0	0
Rhode Island	DNP													
TCU	2	1-1	1.000	0-0	—	0-0	—	2	0	0	1	0	0	2
UNLV	8	0-0	—	0-0	—	0-0	—	1	0	1	0	0	0	0
Army*	2	0-1	.000	0-1	.000	0-0	—	0	0	0	0	0	0	0
Boston U.*	3	0-0	—	0-0	—	0-0	—	0	0	0	0	0	0	0
Colgate*	DNP													
American*	DNP													
Holy Cross*	8	0-0	—	0-0	—	0-2	.000	0	1	1	1	1	0	0
Lehigh*	DNP													
Loyola*	7	1-1	1.000	0-0	—	0-0	—	1	0	0	0	0	0	2
American*	DNP													
Navy*	10	2-3	.667	1-1	1.000	0-1	.000	0	1	2	0	0	0	5
Lafayette*	10	0-3	.000	0-2	.000	0-0	—	0	1	0	0	0	0	0
Loyola*	DNP													
Boston U.*	DNP													
Lehigh*	1	0-0	—	0-0	—	0-0	—	0	0	0	0	0	0	0
Holy Cross*	0+	0-0	—	0-0	—	0-0	—	0	0	0	0	0	0	0
Colgate*	6	1-3	.333	0-1	.000	0-0	—	3	0	0	0	0	0	2
Lafayette*	16	3-3	1.000	1-1	1.000	0-0	—	6	4	6	0	0	0	7
Navy*	DNP—INJ													
Army*	DNP—INJ													
Holy Cross^	6	0-1	.000	0-0	—	0-0	—	2	1	0	1	0	0	0
Lehigh^	2	0-0	—	0-0	—	0-0	—	0	0	1	1	0	1	0
Colgate^	0+	0-0	—	0-0	—	0-0	—	0	0	0	0	0	0	0

\* Patriot League game ^ Patriot League Tournament Games started in bold

ROBERTSON'S 2017-18 GAME-BY-GAME STATISTICS

Opponent	Min.	FG-A	Pct.	3FG-A	Pct.	FT-A	Pct.	RB	PF	A	TO	B	S	PTS
Monmouth	DNP													
Arkansas	5	0-0	—	0-0	—	0-0	—	0	1	0	2	0	1	0
UNC	2	0-0	—	0-0	—	0-0	—	0	0	0	0	0	0	0
Maryland	2	0-0	—	0-0	—	0-0	—	0	0	0	0	0	0	0
Siena	8	2-2	1.000	0-0	—	0-2	.000	0	1	2	1	0	0	4
Ball State	DNP													
Stony Brook	DNP													
St. Joseph's	3	0-0	—	0-0	—	0-0	—	0	0	0	0	0	0	0
Vermont	2	0-1	.000	0-0	—	0-0	—	0	0	0	0	0	0	0
Northeastern	4	0-0	—	0-0	—	0-2	.000	1	1	1	1	0	0	0
VCU	14	1-3	.333	1-2	.500	0-0	—	1	1	0	1	0	1	3
Richmond	3	0-1	.000	0-1	.000	0-0	—	1	0	0	0	0	0	0
La Salle	7	1-2	.500	0-0	—	1-1	1.000	3	0	1	0	1	0	3
American*	12	0-0	—	0-0	—	2-2	1.000	2	2	0	0	0	0	2
Boston U.*	9	1-2	.500	0-0	—	0-0	—	1	3	0	0	0	0	2
Army*	15	4-6	.667	2-4	.500	1-1	1.000	5	0	0	2	0	0	11
Lafayette*	16	2-3	.667	0-0	—	0-1	.000	4	4	0	0	0	0	4
Lehigh*	16	1-5	.200	0-3	.000	0-2	.000	3	2	2	0	0	0	2
Colgate*	15	1-4	.250	0-2	.000	0-0	—	1	1	1	0	0	0	2
Loyola*	5	0-0	—	0-0	—	0-0	—	3	0	0	0	0	0	5
Holy Cross*	11	1-2	.500	0-0	—	1-2	.500	3	1	1	0	0	0	3
Navy*	4	1-1	1.000	0-0	—	0-0	—	0	0	0	0	0	0	2
Boston U.*	8	1-1	1.000	0-0	—	0-1	.000	1	0	0	1	0	0	2
Army*	3	0-0	—	0-0	—	0-0	—	0	0	0	0	0	0	0
Lafayette*	2	0-0	—	0-0	—	0-0	—	0	0	0	0	0	0	0
Lehigh*	0+	0-0	—	0-0	—	0-0	—	0	0	1	0	0	0	0
Colgate*	DNP													
Loyola*	7	1-3	.333	0-2	.000	0-0	—	1	2	0	0	0	0	2
Holy Cross*	DNP													
Navy*	8	0-0	—	0-0	—	0-0	—	2	0	0	0	0	0	0
American*	6	1-1	1.000	0-0	—	0-0	—	3	0	0	0	0	0	2
Loyola^	7	0-0	—	0-0	—	0-0	—	1	0	0	1	0	0	0
Boston U.^	8	1-1	1.000	0-0	—	1-2	.500	3	2	1	1	0	1	3
Colgate^	4	1-1	1.000	0-0	—	0-0	—	0	1	0	1	1	0	3
Michigan St.+	4	1-1	1.000	0-0	—	0-0	—	1	0	0	0	0	0	2

\* Patriot League game ^ Patriot League Tournament Games started in bold

ROBERTSON'S 2016-17 GAME-BY-GAME STATISTICS

Opponent	Min.	FG-A	Pct.	3FG-A	Pct.	FT-A	Pct.	RB	PF	A	TO	B	S	PTS
Manhattan	DNP													
Wake Forest	4	0-1	.000	0-0	—	0-0	—	2	0	0	0	0	0	0
Robert Morris	2	0-0	—	0-0	—	0-0	—	0	0	0	0	0	0	0
Butler	6	4-5	.800	1-1	1.000	0-0	—	0	1	0	0	0	0	9
Vanderbilt	DNP													
Norfolk State	9	1-2	.500	0-0	—	3-3	1.000	2	1	0	1	0	0	5
No. Colorado	DNP													
Richmond	DNP													
La Salle	DNP													
Fairfield	2	0-0	—	0-0	—	0-0	—	0	0	0	0	0	0	0
Siena	3	0-0	—	0-0	—	0-0	—	1	0	0	0	0	0	0
Mt. St. Mary's	4	1-1	1.000	0-0	—	0-0	—	0	0	0	0	0	0	2
Princeton	2	0-0	—	0-0	—	0-0	—	0	0	0	0	0	0	0
Navy*	6	1-2	.500	0-0	—	0-0	—	0	1	0	1	0	0	2
Army*	2	0-1	.000	0-0	—	0-0	—	0	1	0	0	0	0	0
American*	2	0-0	—	0-0	—	0-0	—	0	0	0	0	0	0	0
Holy Cross*	4	0-0	—	0-0	—	1-2	.500	0	0	0	0	0	0	1
Lehigh*	1	0-0	—	0-0	—	0-0	—	0	1	0	0	0	0	0
Colgate*	4	0-0	—	0-0	—	0-0	—	0	0	0	0	0	0	0
Loyola*	11	2-2	1.000	0-0	—	0-1	.000	0	1	0	0	0	2	4
Boston U.*	5	0-0	—	0-0	—	0-0	—	0	1	0	0	0	0	0
Lafayette*	5	0-1	.000	0-0	—	0-0	—	1	0	0	0	0	0	0
Army*	4	0-1	.000	0-0	—	0-0	—	0	0	0	0	0	0	0
American*	6	0-0	—	0-0	—	0-0	—	1	1	1	1	0	0	0
Holy Cross*	2	0-1	.000	0-1	.000	0-0	—	0	1	1	0	1	0	0
Lehigh*	1	0-0	—	0-0	—	0-0	—	0	0	0	0	0	0	0
Colgate*	5	0-2	.000	0-0	—	0-0	—	0	0	0	0	0	0	0
Loyola*	4	0-0	—	0-0	—	0-0	—	0	0	0	0	0	0	0
Boston U.*	1	0-0	—	0-0	—	0-0	—	0	2	0	0	0	0	0
Lafayette*	5	0-0	—	0-0	—	0-1	.000	1	1	0	0	0	0	0
Navy*	5	1-1	1.000	0-0	—	0-0	—	1	1	0	2	0	1	2
Army^	1	0-0	—	0-0	—	1-2	.500	0	1	0	0	0	0	1
Navy^	DNP													
Lehigh^	DNP													
West Virginia^	DNP													


\* Patriot League game ^ Patriot League Tour. ^ NCAA Tour. Games started in bold



ROBERTSON'S CAREER STATISTICS

Year	G	GS	Min.	Avg.	FGM	FGA	Pct.	3FGM	3FGA	Pct.	FTM	FTA	Pct.	OR	DR	Reb.	RPG	PF	DQ	A	TO	BK	ST	Pts.	PPG
2016-17	27	0	106	3.9	10	20	.500	1	2	.500	5	9	.556	4	5	9	0.3	14	0	2	5	1	3	26	1.0
2017-18	30	0	210	7.0	21	40	.525	3	14	.214	6	16	.375	12	28	40	1.3	23	0	10	11	2	3	51	1.7
2018-19	24	0	200	8.3	19	33	.576	2	9	.222	2	12	.167	5	30	35	1.5	18	0	18	8	1	6	42	1.8
TOTAL	81	0	516	6.4	50	93	.538	6	25	.240	13	37	.351	21	63	84	1.0	55	0	30	24	4	12	119	1.5





Jr. • G • 6-0 • 180

# 5 JORDAN SECHAN

New Canaan, Conn. • Northfield Mt. Hermon



### SECHAN'S CAREER HIGHS

Points:	3	twice
Rebounds:	2	vs. Boston U. 3/4/2018
Assists:	1	four times
Steals:	1	three times
Blocks:	0	
FG Made:	1	twice
FG Attempted:	5	vs. Lafayette 2/24/2019
3-pt FG Made:	1	vs. Boston U. 3/4/2018
3-pt FG Att.:	3	twice
FT Made:	0	
FT Attempted:	0	

### SECHAN'S 2018-19 SEASON HIGHS

Points:	3	vs. Lafayette	2/24/2019
Rebounds:	1	vs. Lafayette	2/24/2019
Assists:	1	vs. UNLV	12/25/2018
Steals:	1	vs. Lehigh	3/10/2019
Blocks:	0		
FG Made:	1	vs. Lafayette	2/24/2019
FG Attempted:	5	vs. Lafayette	2/24/2019
3-pt FG Made:	1	vs. Lafayette	2/24/2019
3-pt FG Att.:	3	vs. Lafayette	2/24/2019
FT Made:	0		
FT Attempted:	0		

### SECHAN'S MISCELLANEOUS STATS

20+ Points	0
10+ Points	0
10+ Rebounds	0
5+ Assists	0
3+ Steals	0
3+ Blocks	0
Led team in scoring	0
Led team in rebounding	0
Double-doubles	0

*Skilled guard who joined the team as a walk-on ... talented player with good speed and quickness ... battled his way back to the court after undergoing two surgeries to alleviate a heart condition during his junior year in high school ... is now fully cured of the condition and is realizing his dream of playing Division I basketball.*

#### 2018-19

Saw action in 6 games ... handed out an assist in Bucknell's win over UNLV ... scored first pts. of season with a 3FG in home win over Lafayette.

#### 2017-18

Got into 14 games and totaled 5 pts., 4 reb., 3 asst. ... scored first collegiate points with a FG in final minute of home win over Lafayette ... hit a 3FG in PL semifinals vs. Boston U.

#### HIGH SCHOOL/PERSONAL

Jordan Robert Sechan ... born March 7, 1998 in New York City ... parents are Robert and Jennifer Sechan ... father played college basketball at Carnegie Mellon ... oldest of four siblings ... has a brother (Brandon) and two sisters (Lauren and Meghan) ... played three years of high school basketball at St. Luke's School in New Canaan, Conn., then transferred and spent two years at Northfield Mount Hermon in Gill, Mass. ... lettered three times in basketball and twice in lacrosse at St. Luke's ... team co-captain in basketball as a junior, when he averaged 12.1 points, 5.1 assists and set a school record with nine 3-pointers in a game ... in his first year at Northfield Mount Hermon the team finished 29-8, won NEPSAC AAA regular-season and tournament championships, and advanced to the semifinals of the National Prep Championship ... in 2017 the team went 30-8 and made the finals of the NEPSAC AAA Tournament and National Prep Championship ... played AAU ball for HighRise Elite and New York Lightning ... majoring in psychology.





SECHAN'S 2018-19 GAME-BY-GAME STATISTICS

Opponent	Min.	FG-A	Pct.	3FG-A	Pct.	FT-A	Pct.	RB	PF	A	TO	B	S	PTS
St. Bona		DNP												
Fairfield		DNP												
Canisius		DNP												
Vermont		DNP												
Northeastern		DNP												
Monmouth	2	0-0	—	0-0	—	0-0	—	0	0	0	0	0	0	0
La Salle		DNP												
Ohio State		DNP												
St. Mary's		DNP												
Rhode Island		DNP												
TCU	0+	0-0	—	0-0	—	0-0	—	0	0	0	0	0	0	0
UNLV	3	0-1	.000	0-0	—	0-0	—	0	0	1	0	0	0	0
Army*		DNP												
Boston U.*		DNP												
Colgate*		DNP												
American*		DNP												
Holy Cross*		DNP												
Lehigh*		DNP												
Loyola*		DNP												
American*		DNP												
Navy*		DNP												
Lafayette*		DNP—INJ												
Loyola*		DNP—INJ												
Boston U.*		DNP												
Lehigh*		DNP—INJ												
Holy Cross*		DNP—INJ												
Colgate*		DNP—INJ												
Lafayette*	8	1-5	.200	1-3	.333	0-0	—	1	2	0	2	0	0	3
Navy*		DNP												
Army*		DNP												
Holy Cross^	1	0-0	—	0-0	—	0-0	—	0	0	0	0	0	0	0
Lehigh^	2	0-0	—	0-0	—	0-0	—	0	0	0	0	0	1	0
Colgate^		DNP												

\* Patriot League game ^ Patriot League Tournament Games started in bold

SECHAN'S 2017-18 GAME-BY-GAME STATISTICS

Opponent	Min.	FG-A	Pct.	3FG-A	Pct.	FT-A	Pct.	RB	PF	A	TO	B	S	PTS
Monmouth		DNP												
Arkansas	1	0-1	.000	0-1	.000	0-0	—	0	0	0	0	0	0	0
UNC		DNP												
Maryland		DNP												
Siena	3	0-0	—	0-0	—	0-0	—	0	1	1	1	0	0	0
Ball State		DNP												
Stony Brook		DNP												
St. Joseph's		DNP												
Vermont		DNP												
Northeastern	1	0-0	—	0-0	—	0-0	—	1	0	0	0	0	0	0
VCU		DNP												
Richmond		DNP												
La Salle		DNP												
American*	4	0-1	.000	0-1	.000	0-0	—	0	1	1	0	0	1	0
Boston U.*		DNP												
Army*		DNP												
Lafayette*		DNP												
Lehigh*		DNP												
Colgate*	0+	0-0	—	0-0	—	0-0	—	0	0	0	0	0	0	0
Loyola*		DNP												
Holy Cross*	3	0-2	.000	0-1	.000	0-0	—	0	0	0	1	0	0	0
Navy*	1	0-0	—	0-0	—	0-0	—	0	0	0	1	0	0	0
Boston U.*	2	0-2	.000	0-1	.000	0-0	—	0	2	0	0	0	0	0
Army*		DNP												
Lafayette*	2	1-2	.500	0-1	.000	0-0	—	0	0	0	0	0	0	2
Lehigh*		DNP												
Colgate*		DNP												
Loyola*	4	0-0	—	0-0	—	0-0	—	1	1	1	0	0	1	0
Holy Cross*		DNP												
Navy*	3	0-0	—	0-0	—	0-0	—	0	0	0	0	0	0	0
American*	2	0-3	.000	0-3	.000	0-0	—	0	0	0	0	0	0	0
Loyola^		DNP												
Boston U.^	5	1-1	1.000	1-1	1.000	0-0	—	2	0	0	0	0	0	3
Colgate^	3	0-0	—	0-0	—	0-0	—	0	0	0	0	0	0	0
Michigan St.+		DNP												


\* Patriot League game ^ Patriot League tourn. + NCAA tourn. Games started in bold

SECHAN'S CAREER STATISTICS

Year	G	GS	Min.	Avg.	FGM	FGA	Pct.	3FGM	3FGA	Pct.	FTM	FTA	Pct.	OR	DR	Reb.	RPG	PF	DQ	A	TO	BK	ST	Pts.	PPG
2017-18	14	0	34	2.4	2	12	.167	1	9	.111	0	0	.000	0	4	4	0.3	5	0	3	3	0	2	5	0.4
2018-19	6	0	16	2.7	1	6	.167	1	3	.333	0	0	.000	0	1	1	0.2	2	0	1	2	0	1	3	0.5
<b>TOTAL</b>	<b>20</b>	<b>0</b>	<b>50</b>	<b>2.5</b>	<b>3</b>	<b>18</b>	<b>.167</b>	<b>2</b>	<b>12</b>	<b>.167</b>	<b>0</b>	<b>0</b>	<b>.000</b>	<b>0</b>	<b>5</b>	<b>5</b>	<b>0.3</b>	<b>7</b>	<b>0</b>	<b>4</b>	<b>5</b>	<b>0</b>	<b>3</b>	<b>8</b>	<b>0.4</b>







Jr. • G • 6-3 • 195

# 4 JIMMY SOTOS

Elk Grove Village, Ill. • Conant



### SOTOS' CAREER HIGHS

Points:	23	vs. Canisius	11/13/2018
Rebounds:	8	vs. American	12/29/2017
Assists:	12	vs. UNLV	12/25/2018
Steals:	6	at Colgate	2/19/2019
Blocks:	2	twice	
FG Made:	9	vs. Canisius	11/13/2018
FG Attempted:	12	twice	
3-pt FG Made:	5	vs. Canisius	11/13/2018
3-pt FG Att.:	7	six times	
FT Made:	8	vs. Ball State	11/22/2017
FT Attempted:	10	vs. Ball State	11/22/2017

### SOTOS' 2018-19 SEASON HIGHS

Points:	23	vs. Canisius	11/13/2018
Rebounds:	7	twice	
Assists:	12	vs. UNLV	12/25/2018
Steals:	6	at Colgate	2/19/2019
Blocks:	2	twice	
FG Made:	9	vs. Canisius	11/13/2018
FG Attempted:	12	twice	
3-pt FG Made:	5	vs. Canisius	11/13/2018
3-pt FG Att.:	7	five times	
FT Made:	7	twice	
FT Attempted:	8	three times	

### SOTOS' MISCELLANEOUS STATS

20+ Points	1
10+ Points	16
10+ Rebounds	0
10+ Assists	2
5+ Assists	25
3+ Steals	5
3+ Blocks	0
Led team in scoring	1
Led team in rebounding	6
Double-doubles	1

*Talented playmaker who broke out with a terrific sophomore year ... led the Patriot League in assists and was on pace to break the Bucknell single-season assists record until a mid-season injury cost him a few games ... has good shooting range but can also score off the dribble or get the ball to the basket ... good basketball sense and passing ability ... also a strong defender ... product of a strong high school program that was competitive in the Chicago area.*

#### 2018-19

Played in 31 of 33 games as Bucknell's lead point guard, missing 2G due to injury ... averaged 8.2 ppg, 3.9 rpg, 6.1 apg ... led the Patriot League and ranked 18th nationally in assists ... only the 2nd Bucknell player win the PL assist title, joining Darryl Shazier who did it twice (2008-09, 2010-11) ... 6.1 apg were most by a Bison since Mike Joseph averaged 6.3 apg in 1989-90 ... only 5th time a Bucknell player logged 6+ apg (Joseph twice, Chris Seneca twice) ... over last 20G of season averaged 6.7 apg ... 189 assists were 3rd-most in team history, behind only Seneca's 197 in 1986-87 and 191 in 1985-86 ... total was also 7th-highest in PL history ... ranked 2nd in PL in asst/TO ratio (2.1) ... starting point guard on opening night at St. Bonaventure and had a wild ride with 14 pts. (3-5 FG, 1-1 3FG, 7-8 FT), 7 asst., 7 TO ... set career highs for pts. and asst., and helped ice the game with a pair of FTs with 0:07 left in OT ... big night vs. Canisius with career-high 23 pts. (9-12 FG, 5-7 3FG) with 6 reb. ... career-high 8 asst. vs. Northeastern ... followed that up with 7 asst. with 10 pts. in a win over Monmouth ... terrific in Bucknell's two wins at the Diamond Head Classic ... vs. Rhode Island had 16 pts. (3-3 FG, 3-3 3FG, 7-8 FT), 6 asst. ... had 14 pts. and tournament-record 12 asst. with just 1 TO in rout of UNLV ... 12 asst. were most by a Bison since 1991-92, when Russell Peyton had a school-record 16 vs. UMBC ... backed up that performance with 11 asst. along with 9 pts., 7 reb. in win at Army ... had 9 pts., 9 asst., 7 reb. in 2nd half alone, when Bucknell rallied from 26 down to win 64-63 ... became the first Bison to record back-to-back double-digit assist games since Chris Seneca in 1986-87, and the first ever to have 11 or more in two straight games ... had 10 pts., 8 asst. in home win over Holy Cross ... made the game-winning layup with 1.2 seconds remaining in an 85-83 win at Lehigh ... had 10 pts., 6 reb., 5 asst. in that game ... scored the winning points for the 2nd straight game in the home win over Loyola ... broke a 68-68 tie by hitting all 3 FTs after being fouled on a 3FG attempt with 5.8 seconds remaining ... missed the Jan. 30 home game vs. Navy and Feb. 2 game at Lafayette due to injury (1st career DNPs) ... returned to action at Loyola and had 6 pts., 6 asst. in a Bison win ... 12 pts., 5 reb., 5 asst. in home win over Lehigh ... career-high 6 stl. at Colgate ... that was the most by a Bison since Charles Lee had 6

vs. Army in 2005-06 ... big game in home rout of Lafayette with 17 pts., 9 asst., 2 stl. in 20 min. ... 20 asst. in 3 PL Tournament games, including 8 in championship game at Colgate.

#### 2017-18

Welcome addition to the Bison as a freshman guard ... played in all 35 games with 13 starts ... averaged 4.8 ppg, 2.8 rpg, 2.0 apg ... shot 39.5 FG%, 39.3 3FG%, 77.8 FT% ... made collegiate debut on opening night at Monmouth and hit a key 2nd-half 3FG that broke a 64-64 tie ... 5 pts. at both Arkansas and North Carolina ... terrific in 22 min. in rout of Siena, with 10 pts. (2-3 3FG, 4-4 FT), 5 asst., 2 stl. ... strong 28 min. in home win over Ball State with 12 pts. (2-4 FG, 8-10 FT) ... scored all 12 pts. in 2nd half of close game, including 2 big drives for layups ... went 3-3 3FG and had 10 pts., 3 asst., 0 TO in road win at Stony Brook ... named Patriot League Rookie of the Week on 11/27 after the 3 straight double-digit scoring games ... made first collegiate start at Saint Joseph's and had 4 pts., 6 reb., 4 asst., 2 stl. ... season-high 13 pts. with 3 asst. at VCU ... career-high 8 reb. along with 4 asst. and just 1 TO in 28 min. vs. American ... 13 pts. (4-7 FG, 3-5 3FG), career-high 5 stl. in win at Army ... 4 asst. in PL championship game win over Colgate ... was terrific in 24 min. vs. Michigan State in the NCAA Tournament ... had 5 pts. (2-2 FG, 1-1 3FG), 7 reb., 2 asst., 2 stl.

#### HIGH SCHOOL/PERSONAL

James Joseph Sotos ... born Sept. 4, 1998 in Arlington Heights, Ill. ... son of Jim and Katy Sotos ... father played professional basketball in Greece after playing collegiately at Aurora College ... has three older brothers, who all have played college basketball ... the oldest, Tommy, played at the University of Chicago; Christian played at Carroll University; and Danny will be a senior at Lake Forest College ... played three varsity seasons for coach Tom McCormack at Conant High School in Hoffman Estates, Ill. ... grew from 5'2" as a freshman in high school to 6'3" by his senior year ... as a senior helped lead his team to a 27-5 record ... earned *Chicago Sun Times* All-Area honors ... Second Team All-State 3A/4A ... Illinois Prep All-State 4th Team selection ... averaged 16.3 points, 4.4 assists, 4.1 rebounds, 1.8 steals while shooting 48% from the field and 84% from the foul line as a senior ... helped his team to area and conference titles and a berth in the final eight of the state playoffs as a junior ... averaged 16 points and 4.5 assists as a junior, while garnering area and conference player of the year honors ... played AAU ball for Young Legends and played on the Under Armour Circuit ... majoring in economics.





SOTOS' 2018-19 GAME-BY-GAME STATISTICS

Opponent	Min.	FG-A	Pct.	3FG-A	Pct.	FT-A	Pct.	RB	PF	A	TO	B	S	PTS
St. Bona	36	3-5	.600	1-1	1.000	7-8	.875	3	5	7	7	0	0	14
Fairfield	29	2-4	.500	0-1	.000	2-2	1.000	4	2	4	5	2	0	6
Canisius	36	9-12	.750	5-7	.714	0-0	—	6	2	2	5	0	1	23
Vermont	29	2-5	.400	1-1	1.000	1-2	.500	4	4	4	3	0	0	6
Northeastern	28	2-5	.500	2-3	.667	0-1	.000	2	0	8	3	0	2	6
Monmouth	28	3-9	.333	2-7	.286	2-2	1.000	4	2	7	3	0	3	10
La Salle	24	1-4	.250	0-1	.000	0-0	—	5	4	4	4	0	1	2
Ohio State	34	5-12	.417	1-3	.333	1-2	.500	7	2	5	1	0	2	12
St. Mary's	31	3-9	.333	0-1	.000	1-1	1.000	5	0	4	0	0	0	7
Rhode Island	29	3-3	1.000	3-3	1.000	7-8	.875	4	2	6	5	0	0	16
TCU	33	2-8	.250	0-4	.000	0-0	—	6	2	4	3	0	1	4
UNLV	27	5-8	.625	1-1	1.000	3-3	1.000	5	2	12	1	0	0	14
Army*	34	3-6	.500	2-4	.500	1-2	.500	7	2	11	3	1	0	9
Boston U.*	33	2-6	.333	0-3	.000	0-1	.000	1	3	7	2	0	2	4
Colgate*	37	4-11	.364	0-4	.000	1-2	.500	5	1	6	0	2	2	9
American*	32	3-7	.429	1-3	.333	3-5	.600	4	2	6	4	0	1	10
Holy Cross*	29	4-8	.500	2-4	.500	0-0	—	5	1	8	3	0	0	10
Lehigh*	31	3-9	.333	0-2	.000	4-6	.667	6	3	5	1	0	2	10
Loyola*	27	1-2	.500	0-0	—	3-3	1.000	2	3	5	3	0	0	5
American*	25	1-5	.200	0-2	.000	2-2	1.000	3	4	5	2	0	0	4
Navy*	DNP—INJ													
Lafayette*	DNP—INJ													
Loyola*	28	0-1	.000	0-0	—	6-6	1.000	4	2	6	4	1	1	6
Boston U.*	29	1-5	.200	0-2	.000	0-0	—	3	1	7	2	0	1	2
Lehigh*	32	2-9	.222	2-7	.286	6-8	.750	5	2	5	3	1	3	12
Holy Cross*	33	0-4	.000	0-3	.000	0-0	—	6	5	6	5	0	1	0
Colgate*	33	4-9	.444	1-6	.167	0-0	—	1	2	3	4	0	6	9
Lafayette*	20	6-10	.600	3-7	.429	2-2	1.000	4	1	9	1	0	2	17
Navy*	33	3-8	.375	1-4	.250	2-2	1.000	2	4	7	3	1	0	9
Army*	30	0-6	.000	0-4	.000	0-0	—	6	1	6	4	0	1	0
Holy Cross^	30	2-3	.667	0-1	.000	2-4	.500	2	3	5	1	1	0	6
Lehigh^	32	3-8	.375	3-7	.429	0-0	—	1	3	7	2	1	0	9
Colgate^	32	1-6	.167	0-4	.000	0-0	—	0	3	8	2	0	0	2

\* Patriot League game ^ Patriot League Tournament Games started in bold

SOTOS' 2017-18 GAME-BY-GAME STATISTICS

Opponent	Min.	FG-A	Pct.	3FG-A	Pct.	FT-A	Pct.	RB	PF	A	TO	B	S	PTS
Monmouth	16	1-2	.500	1-1	1.000	1-2	.500	2	1	2	0	0	0	4
Arkansas	16	2-4	.500	1-3	.333	0-1	.000	0	3	1	0	0	0	5
UNC	16	1-3	.333	1-3	.333	2-2	1.000	3	2	0	1	0	0	5
Maryland	9	1-1	1.000	1-1	1.000	0-0	—	0	3	0	1	0	0	3
Siena	22	2-3	.667	2-3	.667	4-4	1.000	1	2	5	2	0	2	10
Ball State	28	2-4	.500	0-0	—	8-10	.800	2	1	2	2	0	1	12
Stony Brook	20	3-3	1.000	3-3	1.000	1-2	.500	1	4	3	0	0	0	10
St. Joseph's	27	2-6	.333	0-3	.000	0-0	—	6	3	4	0	0	2	4
Vermont	35	1-4	.250	1-2	.500	5-6	.833	3	1	3	1	0	1	8
Northeastern	31	2-8	.250	0-2	.000	0-0	—	5	3	1	2	0	0	4
VCU	28	4-9	.444	3-7	.429	2-2	1.000	2	2	3	1	0	1	13
Richmond	28	2-4	.500	0-0	—	2-2	1.000	4	1	1	1	1	0	6
La Salle	31	1-4	.250	0-2	.000	4-6	.667	6	2	0	3	0	0	6
American*	28	1-4	.250	0-3	.000	2-2	1.000	8	2	4	1	0	1	4
Boston U.*	28	1-4	.250	0-1	.000	0-0	—	4	1	3	3	0	2	2
Army*	24	4-7	.571	3-5	.600	2-2	1.000	2	2	2	7	0	5	13
Lafayette*	34	2-6	.333	1-3	.333	2-2	1.000	5	3	1	2	0	1	7
Lehigh*	27	2-6	.333	2-3	.667	0-0	—	4	1	3	0	0	3	6
Colgate*	25	2-3	.667	1-2	.500	1-1	1.000	1	2	1	2	1	0	6
Loyola*	17	2-3	.667	0-1	.000	1-1	1.000	1	1	1	4	0	1	5
Holy Cross*	18	1-3	.333	0-1	.000	0-0	—	2	1	3	0	0	0	2
Navy*	14	0-1	.000	0-1	.000	0-0	—	3	1	2	2	0	1	0
Boston U.*	17	1-3	.333	0-0	—	1-2	.500	5	0	1	2	0	0	3
Army*	17	0-3	.000	0-1	.000	0-0	—	1	1	1	0	0	0	0
Lafayette*	23	1-3	.333	0-1	.000	2-2	1.000	1	0	2	0	0	1	4
Lehigh*	17	0-1	.000	0-1	.000	0-0	—	2	3	1	1	0	1	0
Colgate*	14	1-2	.500	1-1	1.000	0-0	—	0	2	0	1	0	0	3
Loyola*	21	0-1	.000	0-0	—	2-2	1.000	3	4	2	2	0	0	2
Holy Cross*	23	0-0	—	0-0	—	1-2	.500	6	4	3	0	0	0	1
Navy*	28	1-4	.250	1-3	.333	0-0	—	3	1	4	2	0	1	3
American*	25	2-3	.667	1-1	1.000	0-0	—	4	1	4	1	0	0	5
Loyola^	21	0-1	.000	0-1	.000	1-2	.500	0	3	1	0	1	0	1
Boston U.^	16	0-3	.000	0-1	.000	3-6	.500	1	2	0	3	0	2	3
Colgate^	14	0-1	.000	0-0	—	2-2	1.000	1	0	4	1	0	1	2
Michigan St.+	24	2-2	1.000	1-2	.500	0-0	—	7	1	2	2	0	2	5

\* Patriot League game ^ Patriot League Tourn. + NCAA Tourn. Games started in bold

SOTOS' CAREER STATISTICS

Year	G	GS	Min.	Avg.	FGM	FGA	Pct.	3FGM	3FGA	Pct.	FTM	FTA	Pct.	OR	DR	Reb.	RPG	PF	DQ	A	TO	BK	ST	Pts.	PPG
2017-18	35	13	782	22.3	47	119	.395	24	61	.393	49	63	.778	10	89	99	2.8	64	0	70	50	3	29	167	4.8
2018-19	31	30	946	30.5	83	208	.399	31	101	.307	56	72	.778	11	111	122	3.9	73	2	189	89	10	32	253	8.2
TOTAL	66	43	1728	26.2	130	327	.398	55	162	.340	105	135	.778	21	200	221	3.3	137	2	259	139	13	61	420	6.4







So. • F • 6-7 • 207

# 23 KAHLIEL SPEAR

The Colony, Texas • The Colony



### SPEAR'S CAREER HIGHS

Points:	6	vs. Loyola	1/23/2019
Rebounds:	4	vs. Lafayette	2/2/2019
Assists:	0		
Steals:	0		
Blocks:	2	vs. Loyola	1/23/2019
FG Made:	2	vs. Loyola	1/23/2019
FG Attempted:	4	vs. Lafayette	2/24/2019
3-pt FG Made:	2	vs. Loyola	1/23/2019
3-pt FG Att.:	2	vs. Loyola	1/23/2019
FT Made:	1	vs. Lehigh	3/10/2019
FT Attempted:	3	vs. Canisius	11/13/2018

### SPEAR'S 2018-19 SEASON HIGHS

Points:	6	vs. Loyola	1/23/2019
Rebounds:	4	vs. Lafayette	2/2/2019
Assists:	0		
Steals:	0		
Blocks:	2	vs. Loyola	1/23/2019
FG Made:	2	vs. Loyola	1/23/2019
FG Attempted:	4	vs. Lafayette	2/24/2019
3-pt FG Made:	2	vs. Loyola	1/23/2019
3-pt FG Att.:	2	vs. Loyola	1/23/2019
FT Made:	1	vs. Lehigh	3/10/2019
FT Attempted:	3	vs. Canisius	11/13/2018

### SPEAR'S MISCELLANEOUS STATS

20+ Points	0
10+ Points	0
10+ Rebounds	0
5+ Assists	0
3+ Steals	0
3+ Blocks	0
Led team in scoring	0
Led team in rebounding	0
Double-doubles	0

*Promising frontcourt player ... can play both the 4 and 5 spots ... has a long wingspan and large hands ... has the potential to be a tremendous rebounder and shot-blocker ... led the team with six blocked shots in three games in Europe in the summer of 2018 ... also hit 9-15 FG and totaled 23 points.*

### 2018-19

Reserve forward/center as a freshman ... played in 14G off the bench and totaled 17 pts., 10 reb., 4 blk. ... hit 7-16 FG, 2-5 3FG ... made collegiate debut vs. Fairfield and blocked a shot in 2 min. ... scored first career pts. vs. Northeastern ... beat the halftime buzzer with an alley-oop jam on an inbounds play at La Salle ... made the most of his 3 min. of 1st-half action vs. Loyola, hitting his first 2 career 3FGs along with 2 blk., 2 reb.

### HIGH SCHOOL/PERSONAL

Son of Danita and LeRonne Spear ... has two younger siblings, Jewel and Dakari ... cousin, Nia Coffey, plays for the WNBA's Las Vegas Aces after a standout collegiate career at Northwestern ... team captain at The Colony H.S., where he was a First Team All-District and First Team Academic All-State selection ... as a senior led his team to a 24-10 record and a postseason berth ... named to three different all-tournament teams and was also selected to play in a senior all-star game after averaging 15 points, seven rebounds and two assists per game ... as a junior, had a streak of 10 straight double-doubles ... played AAU basketball for Lonestar Elite ... major is undeclared ... named to 2019 Patriot League Academic Honor Roll.





**SPEAR'S 2018-19 GAME-BY-GAME STATISTICS**

Opponent	Min.	FG-A	Pct.	3FG-A	Pct.	FT-A	Pct.	RB	PF	A	TO	B	S	PTS	
St. Bona		DNP													
Fairfield	2	0-1	.000	0-1	.000	0-0	—	1	0	0	0	1	0	0	
Canisius	2	0-0	—	0-0	—	0-3	.000	0	0	0	0	0	0	0	
Vermont	0+	0-0	—	0-0	—	0-0	—	0	0	0	0	0	0	0	
Northeastern	2	1-1	1.000	0-0	—	0-0	—	0	0	0	0	0	0	2	
Monmouth	2	0-1	.000	0-0	—	0-0	—	1	1	0	0	0	0	0	
La Salle	1	1-1	1.000	0-0	—	0-0	—	0	0	0	0	0	0	2	
Ohio State		DNP													
St. Mary's		DNP													
Rhode Island		DNP													
TCU	0+	0-0	—	0-0	—	0-0	—	0	0	0	0	0	0	0	
UNLV	3	1-1	1.000	0-0	—	0-0	—	0	0	0	0	0	0	2	
Army*		DNP													
Boston U.*		DNP													
Colgate*		DNP													
American*		DNP													
Holy Cross*		DNP													
Lehigh*		DNP													
Loyola*	3	2-2	1.000	2-2	1.000	0-0	—	2	1	0	0	2	0	6	
American*	3	0-0	—	0-0	—	0-0	—	1	1	0	0	1	0	0	
Navy*		DNP													
Lafayette*	3	1-3	.333	0-1	.000	0-0	—	4	1	0	0	0	0	2	
Loyola*		DNP													
Boston U.*		DNP													
Lehigh*		DNP													
Holy Cross*		DNP													
Colgate*		DNP													
Lafayette*	9	0-4	.000	0-1	.000	0-0	—	0	1	0	1	0	0	0	
Navy*		DNP													
Army*		DNP													
Holy Cross^	1	0-1	.000	0-0	—	0-0	—	1	0	0	0	0	0	0	
Lehigh^	2	1-1	1.000	0-0	—	1-1	1.000	0	1	0	0	0	0	3	
Colgate^		DNP													

\* Patriot League game ^ Patriot League Tournament Games started in bold



**SPEAR'S CAREER STATISTICS**

Year	G	GS	Min.	Avg.	FGM	FGA	Pct.	3FGM	3FGA	Pct.	FTM	FTA	Pct.	OR	DR	Reb.	RPG	PF	DQ	A	TO	BK	ST	Pts.	PPG
2018-19	14	0	33	2.4	7	16	.438	2	5	.400	1	4	.250	3	7	10	0.7	6	0	0	1	4	0	17	1.2
<b>TOTAL</b>	<b>14</b>	<b>0</b>	<b>33</b>	<b>2.4</b>	<b>7</b>	<b>16</b>	<b>.438</b>	<b>2</b>	<b>5</b>	<b>.400</b>	<b>1</b>	<b>4</b>	<b>.250</b>	<b>3</b>	<b>7</b>	<b>10</b>	<b>0.7</b>	<b>6</b>	<b>0</b>	<b>0</b>	<b>1</b>	<b>4</b>	<b>0</b>	<b>17</b>	<b>1.2</b>







Sr. • G • 6-3 • 190

# 11 AVI TOOMER

Atlanta, Ga. • Grady



### TOOMER'S CAREER HIGHS

Points:	17	twice
Rebounds:	9	vs. Lehigh 3/8/2017
Assists:	6	three times
Steals:	4	vs. Monmouth 12/1/2018
Blocks:	1	11 times
FG Made:	6	vs. Monmouth 12/1/2018
FG Attempted:	14	vs. Holy Cross 1/14/2019
3-pt FG Made:	4	twice
3-pt FG Att.:	11	vs. Holy Cross 1/14/2019
FT Made:	8	twice
FT Attempted:	12	vs. Boston U. 1/21/2017

### TOOMER'S 2018-19 SEASON HIGHS

Points:	17	twice
Rebounds:	8	vs. Fairfield 11/10/2018
Assists:	6	twice
Steals:	4	vs. Monmouth 12/1/2018
Blocks:	1	seven times
FG Made:	6	vs. Monmouth 12/1/2018
FG Attempted:	14	vs. Holy Cross 1/14/2019
3-pt FG Made:	4	twice
3-pt FG Att.:	11	vs. Holy Cross 1/14/2019
FT Made:	5	vs. TCU 12/23/2018
FT Attempted:	6	twice

### TOOMER'S MISCELLANEOUS STATS

20+ Points	0
10+ Points	17
10+ Rebounds	0
5+ Assists	4
3+ Steals	11
3+ Blocks	0
Led team in scoring	3
Led team in rebounding	4
Double-doubles	0

*Brings excellent speed and quickness to the Bucknell backcourt ... has the ability to shoot off the dribble and knock down the open 3 ... has improved his outside shot and also likes to get to the basket ... came to Bucknell as a college-ready defender, a trait that earned him immediate playing time as a freshman.*

#### 2018-19

Played in all 33 games with 32 starts (lone non-start was on Senior Day) ... averaged 8.7 ppg, 3.7 rpg ... 2nd on team with 48 3FGs ... led team with 41 stl. ... 9th in Patriot League with 1.2 spg ... shot 44.0 FG%, 35.3 3FG%, 66.7 FT% ... scored in double figures 14 times ... had 9 pts., 6 reb. and made big plays down the stretch in an OT win at St. Bonaventure on opening night ... scored tying bucket with 0:41 left in regulation, helping Bucknell complete a comeback from 13 pts. down ... also forced a turnover on the Bonnies' final possession of regulation, and hit the go-ahead FT in OT ... 10 pts. 8 reb. (6 OR) vs. Fairfield ... big game in home win vs. Monmouth with career-highs 17 pts. (6-12 FG, 3-7 3FG), 4 stl. ... led a defense that held the Hawks to 43 pts. ... had a 2nd straight 17-pt. game (5-8 FG, 4-6 3FG) in win at La Salle ... hit 2 big 3FGs in final 5 min. to help hold off a late La Salle run ... also tied his career high with 6 asst. and had 3 stl. in that game ... tied for team-high honors with 13 pts. (5-10 FG, 3-6 3FG) at Ohio State ... 13 pts. (5-9 FG) in win over Rhode Island at Diamond Head Classic ... 11 pts. (3-5 3FG), 3 stl. in third-place game win over UNLV ... hit the game-winning layup in transition with 1.6 seconds remaining to give Bucknell a 64-63 win at Army ... finished with 7 pts. in that game, all in the 2nd half as the team rallied from 26 down to win ... hit 3 first-half 3FGs and finished with 13 pts., 6 reb., 3 stl. in home win over Holy Cross ... big night in home win over Loyola with 14 pts., 7 reb., 2 stl. ... tied for team-high honors with 14 pts. in home win over Navy ... hit 4-8 3FG and scored team-high 16 pts. at Colgate ... hit 3-4 from 3FG and scored 11 pts. in home win over Lafayette ... halftime buzzer-beater gave Bucknell a school-record 63 points in 1st half ... came up with a game-winning steal in the final seconds to protect a 62-61 lead in home win over Army ... recorded 10 of his 12 pts. in 2nd half in PL semifinal win over Lehigh ... 10 pts. in PL championship game at Colgate.

#### 2017-18

Played in 18 games with 10 starts in an injury-plagued season ... averaged 4.7 ppg, 2.3 rpg while shooting 40.0 FG%, 39.1 3FG%, 83.3 FT% ... hit 2 3FGs in each of the first 3G of the season ... scored 8 pts. at Arkansas ... on Nov. 17 was diagnosed with stress reaction in left leg ... after a 16G injury absence returned to the lineup at Loyola on Jan. 17 ... played 14 min. off bench and hit a big 3FG in the 2nd half on lone shot attempt ... scored 10 pts. (4-9 FG, 2-4 3FG) in 16 min. in home win over Holy Cross ... had a 2nd straight 10-pt. game (4-5 FG, 2-3 3FG) in win at Navy ... 8 pts. (3-4 FG, 2-3 3FG) in big win at Boston University ... went 8-8 FT

in win over Army ... returned to starting lineup in home win over Colgate ... tallied 8 pts. (3-5 FG) in PL championship game win over Colgate after tallying 7 reb. in semifinal win over Boston U.

#### 2016-17

Played in every game as a rookie, with his minutes rising as the season progressed ... started the Patriot League opener at Navy after Nate Jones went down with an injury and started every game (22) thereafter ... not a prolific scorer at this stage of his career, but defense was his ticket to playing time ... often matched up with the opposition's top scoring guard ... tallied 3.2 ppg and 2.3 rpg ... shot 45.7 FG% and his 15-42 (.357) from 3FG ... averaged 1.1 spg ... debuted on opening night vs. Manhattan and made his only FG attempt in 6 min. ... played 20 min. in win at Vanderbilt ... scored 5 pts. and played strong defense ... strong performance in a win over Norfolk State, where he had 8 pts. (3-5 3FG, 1-2 3FG), 4 reb., 3 asst. ... also locked up high-scoring guard Jonathan Wade, who came in averaging 20.0 ppg but was held to 13 pts., 6 TOs ... made 1st career start in win at Navy ... one game later had his best game to date, with 11 pts. (5-9 FG, 1-3 3FG), 5 reb., 3 stl., 0 TO in 28 min. in home win over Army ... had 9 pts. (3-6 FG, 2-4 3FG), 3 stl., 2 asst. in home win over Loyola ... all 3 stl. came in 1st half ... played a critical role in the home win over Boston U., even though he did not attempt a FG in 30 min. ... went 8-12 from FT line, had 3 stl., and held First Team All-PL guard Eric Fanning without a FG ... another big game vs. Army at West Point with 8 pts., 4 reb., 3 asst., 3 stl., 0 TO ... set career highs with 9 reb., 6 asst. in PL title game win over Lehigh ... made only 1 FG in that game, but it was a 3FG with 0:03 left in the 1st half that gave the Bison the lead for good ... had 3 pts., 2 reb., 2 asst. vs. West Virginia in NCAA Tournament.

#### HIGH SCHOOL/PERSONAL

Full name is Avi Christopher Khari Toomer ... born Sept. 19, 1997 in Cincinnati, Ohio ... parents are Dwayne Toomer and Tracey Martin-Toomer ... has a sister, Ayanna ... 2016 graduate of Grady High School ... as a senior was named Region 6AAAA Player of the Year and First Team All-State after leading his team to the state semifinals and a school-record 28 wins ... averaged 23.6 points, 9.5 rebounds, 2.8 assists and 2.7 steals per game as a senior ... shot 66% from the field and 50% from 3-point range ... graduated with more than 1,500 points, 500 rebounds and 200 assists ... had a 52-point game, which was the highest in the state of Georgia that season ... as a junior in 2015 earned First Team All-Region 6AAAA honors and was runner-up for 6AAAA Player of the Year ... 2015 Atlanta Journal Constitution Second Team All-State ... team MVP after tallying 19.8 points, 7.6 rebounds, 2.2 assists per game ... Second Team All-Region as a sophomore in 2014 ... played AAU ball for the Georgia Heat and was team MVP from 2011-14 ... also played for the Atlanta Express ... majoring in international relations.





TOOMER'S 2018-19 GAME-BY-GAME STATISTICS

Opponent	Min.	FG-A	Pct.	3FG-A	Pct.	FT-A	Pct.	RB	PF	A	TO	B	S	PTS
St. Bona	36	3-9	.333	1-6	.167	2-6	.333	6	3	1	1	0	0	9
Fairfield	28	4-9	.444	2-6	.333	0-4	.000	8	3	2	0	1	1	10
Canisius	20	1-2	.500	0-1	.000	0-1	.000	2	5	1	1	0	1	2
Vermont	24	1-5	.200	0-3	.000	3-3	1.000	5	4	0	0	0	0	5
Northeastern	17	4-6	.667	1-1	1.000	0-0	—	2	3	1	0	0	1	9
Monmouth	26	6-12	.500	3-7	.429	2-3	.667	2	2	1	3	0	4	17
La Salle	28	5-8	.625	4-6	.667	3-5	.600	6	4	6	2	0	3	17
Ohio State	33	5-10	.500	3-6	.500	0-0	—	3	3	3	0	0	1	13
St. Mary's	21	1-4	.250	0-2	.000	0-0	—	2	3	1	2	0	1	2
Rhode Island	30	5-9	.556	1-3	.333	2-5	.400	1	5	1	0	0	1	13
TCU	23	1-3	.333	1-3	.333	5-6	.833	2	5	0	0	0	0	8
UNLV	21	3-5	.600	3-5	.600	2-2	1.000	3	4	2	1	0	3	11
Army*	27	3-6	.500	0-2	.000	1-2	.500	6	4	2	1	0	1	7
Boston U.*	26	2-3	.667	1-1	1.000	1-2	.500	1	5	1	1	1	0	6
Colgate*	30	3-7	.429	2-5	.400	4-4	1.000	3	2	3	3	0	3	12
American*	31	2-5	.400	0-2	.000	1-2	.500	3	2	3	4	1	0	5
Holy Cross*	28	4-14	.286	3-11	.273	2-2	1.000	6	2	2	3	1	3	13
Lehigh*	26	1-6	.167	1-4	.250	0-0	—	2	3	1	3	0	3	3
Loyola*	21	5-8	.625	2-4	.500	2-2	1.000	7	3	0	1	0	2	14
American*	27	2-5	.400	1-2	.500	1-2	.500	4	5	0	0	1	0	6
Navy*	22	4-9	.444	3-7	.429	3-3	1.000	6	3	1	2	0	1	14
Lafayette*	28	1-6	.167	1-5	.200	0-0	—	6	3	6	1	0	1	3
Loyola*	27	1-3	.333	0-2	.000	4-5	.800	7	4	3	0	0	1	6
Boston U.*	28	2-8	.250	1-5	.200	2-4	.500	1	4	5	2	1	2	7
Lehigh*	22	2-6	.333	1-4	.250	0-0	—	5	3	0	3	0	0	5
Holy Cross*	31	3-8	.375	2-6	.333	1-2	.500	3	3	3	2	1	2	9
Colgate*	21	5-10	.500	4-8	.500	2-2	1.000	1	5	2	0	0	1	16
Lafayette*	22	4-7	.571	3-4	.750	0-0	—	1	2	2	1	0	2	11
Navy*	22	1-3	.333	0-2	.000	0-0	—	3	5	1	2	0	1	2
Army*	21	2-5	.400	0-3	.000	0-0	—	5	3	2	1	0	2	4
Holy Cross^	24	2-5	.400	1-3	.333	2-2	1.000	5	2	1	1	0	0	7
Lehigh^	17	5-7	.714	1-3	.333	1-1	1.000	2	4	1	1	0	0	12
Colgate^	27	3-5	.600	2-4	.500	2-2	1.000	4	5	3	2	0	0	10

\* Patriot League game ^ Patriot League Tournament Games started in bold

TOOMER'S 2017-18 GAME-BY-GAME STATISTICS

Opponent	Min.	FG-A	Pct.	3FG-A	Pct.	FT-A	Pct.	RB	PF	A	TO	B	S	PTS
Monmouth	23	2-5	.400	2-5	.400	0-0	—	1	4	3	0	0	1	6
Arkansas	25	3-7	.429	2-5	.400	0-0	—	1	4	0	2	0	1	8
UNC	32	2-5	.400	2-4	.500	0-2	.000	3	5	1	1	1	0	6
Maryland		DNP-INJ												
Siena		DNP-INJ												
Ball State		DNP-INJ												
Stony Brook		DNP-INJ												
St. Joseph's		DNP-INJ												
Vermont		DNP-INJ												
Northeastern		DNP-INJ												
VCU		DNP-INJ												
Richmond		DNP-INJ												
La Salle		DNP-INJ												
American*		DNP-INJ												
Boston U.*		DNP-INJ												
Army*		DNP-INJ												
Lafayette*		DNP-INJ												
Lehigh*		DNP-INJ												
Colgate*		DNP-INJ												
Loyola*	14	1-1	1.000	1-1	1.000	0-0	—	1	2	0	1	0	0	3
Holy Cross*	16	4-9	.444	2-4	.500	0-0	—	0	1	1	1	0	1	10
Navy*	18	4-5	.800	2-3	.667	0-0	—	2	2	0	0	0	1	10
Boston U.*	15	3-4	.750	2-3	.667	0-0	—	2	2	1	0	0	0	8
Army*	25	0-5	.000	0-2	.000	8-8	1.000	4	3	1	1	0	0	8
Lafayette*	17	2-3	.667	1-1	1.000	0-0	—	1	3	0	0	0	1	5
Lehigh*	21	0-4	.000	0-3	.000	0-0	—	4	5	1	0	0	1	0
Colgate*	18	0-2	.000	0-2	.000	0-0	—	1	4	1	1	0	1	0
Loyola*	15	0-1	.000	0-1	.000	2-2	1.000	1	2	2	0	1	0	2
Holy Cross*	33	1-4	.250	0-2	.000	0-0	—	5	3	4	1	0	2	2
Navy*	16	0-1	.000	0-1	.000	0-0	—	1	4	1	2	0	1	0
American*	22	2-7	.286	1-3	.333	0-0	—	4	1	4	1	0	0	5
Loyola^		DNP												
Boston U.^	16	1-1	1.000	1-1	1.000	0-0	—	7	5	1	1	0	2	3
Colgate^	20	3-5	.600	2-4	.500	0-0	—	2	4	1	0	0	0	8
Michigan St.+	12	0-1	.000	0-1	.000	0-0	—	0	4	0	0	0	0	0

\* Patriot League game ^ Patriot League Tourn. + NCAA Tourn. Games started in bold

TOOMER'S 2016-17 GAME-BY-GAME STATISTICS

Opponent	Min.	FG-A	Pct.	3FG-A	Pct.	FT-A	Pct.	RB	PF	A	TO	B	S	PTS
Manhattan	6	1-1	1.000	0-0	—	0-0	—	1	0	0	1	0	0	2
Wake Forest	4	0-1	.000	0-0	—	0-0	—	0	0	1	0	0	0	0
Robert Morris	12	0-3	.000	0-2	.000	0-2	.000	3	1	0	1	1	0	0
Butler	14	0-1	.000	0-0	—	0-0	—	0	0	1	0	0	0	0
Vanderbilt	20	2-4	.500	0-2	.000	1-2	.500	1	2	1	0	0	2	5
Norfolk State	25	3-5	.600	1-2	.500	1-4	.250	4	1	3	0	0	1	8
No. Colorado	7	0-0	—	0-0	—	0-0	—	0	0	0	0	0	0	0
Richmond	5	0-1	.000	0-1	.000	0-0	—	0	2	0	1	0	0	0
La Salle	7	0-0	—	0-0	—	0-0	—	0	2	0	2	0	0	0
Fairfield	12	1-2	.500	0-0	—	0-1	.000	1	2	0	2	0	0	2
Siena	9	1-1	1.000	1-1	1.000	0-0	—	0	0	0	0	0	0	3
Mt. St. Mary's	10	0-0	—	0-0	—	0-0	—	1	2	0	0	0	1	0
Princeton	11	1-1	1.000	1-1	1.000	0-0	—	1	2	0	1	0	1	3
Navy*	16	1-4	.250	0-2	.000	0-2	.000	2	3	0	1	0	0	2
Army*	28	5-9	.556	1-3	.333	0-0	—	5	2	1	0	0	3	11
American*	25	0-0	—	0-0	—	0-0	—	2	4	1	1	0	2	0
Holy Cross*	23	2-3	.667	1-2	.500	0-0	—	1	1	0	1	0	1	5
Lehigh*	29	2-3	.667	1-1	1.000	0-0	—	3	3	2	0	0	0	5
Colgate*	31	1-3	.333	1-2	.500	3-4	.750	2	1	1	3	0	1	6
Loyola*	28	3-6	.500	2-4	.500	1-2	.500	0	5	2	2	0	3	9
Boston U.*	30	0-0	—	0-0	—	8-12	.667	4	2	1	2	0	3	8
Lafayette*	15	0-1	.000	0-1	.000	0-0	—	1	2	0	0	0	1	0
Army*	29	3-5	.600	1-3	.333	1-2	.500	4	3	3	0	0	3	8
American*	27	1-1	1.000	0-0	—	0-0	—	5	3	1	3	0	1	2
Holy Cross*	22	1-2	.500	1-2	.500	4-4	1.000	4	4	1	1	0	1	7
Lehigh*	23	0-0	—	0-0	—	0-0	—	0	2	1	2	0	0	0
Colgate*	27	1-3	.333	0-2	.000	1-4	.250	2	1	0	3	0	2	3
Loyola*	21	1-2	.500	0-1	.000	1-2	.500	2	3	1	2	0	0	3
Boston U.*	27	1-2	.500	0-1	.000	0-0	—	4	3	1	2	0	2	2
Lafayette*	12	2-4	.500	1-2	.500	0-0	—	2	3	0	0	0	2	5
Navy*	22	0-0	—	0-0	—	0-0	—	5	2	2	4	1	3	0
Army^	22	2-4	.500	2-3	.667	0-2	.000	6	2	1	1	0	0	6
Navy^	27	0-1	.000	0-0	—	0-0	—	3	4	0	0	0	0	0
Lehigh^	26	1-6	.167	1-3	.333	0-1	.000	9	1	6	1	0	2	3
West Virginia+	24	1-2	.500	0-1	.000	1-2	.500	2	2	2	2	0	0	3

\* Patriot League game ^ Patriot League Tourn. + NCAA Tourn. Games started in bold



TOOMER'S CAREER STATISTICS

Year	G	GS	Min.	Avg.	FGM	FGA	Pct.	3FGM	3FGA	Pct.	FTM	FTA	Pct.	OR	DR	Reb.	RPG	PF	DQ	A	TO	BK	ST	Pts.	PPG
2016-17	35	22	676	19.3	37	81	.457	15	42	.357	22	46	.478	16	64	80	2.3	70	1	33	39	2	36	111	3.2
2017-18	18	10	358	19.9	28	70	.400	18	46	.391	10	12	.833	13	28	41	2.3	59	3	18	12	2	12	84	4.7
2018-19	33	32	831	25.2	96	218	.440	48	136	.353	48	72	.667	30	93	123	3.7	116	8	61	44	7	41</		





Fr. • F • 6-8 • 225

**3 MALACHI RHODES**

Marietta, Ga. • Wheeler

*High-flying forward with tremendous potential ... already one of the better rebounders in the program ... comes to Bucknell from an outstanding high school program and has a good understanding of the game ... versatile player who can guard multiple positions ... has good footwork in the post and can also step out and make shots from the arc.*

**HIGH SCHOOL/PERSONAL**

Born March 22, 2001 in St. Petersburg, Fla. ... son of Shedrick and Rhonda Rhodes ... has three siblings: older sister Shayla and younger brothers Shedrick and Isaiah ... cousin of former Florida State and Cincinnati Bengals receiver Peter Warrick ... team captain at Wheeler High School, which went 27-4 in 2017-18 and advanced to the state semifinals for the first time in school history ... in 2016-17 the squad went 25-4 and went to the state Elite 8 for the first time ... in 2019 Wheeler returned to state playoffs but was upset in the second round ... 2019 7-A All-State selection ... 2018 Region 5-A Player of the Year and an Atlanta Journal Constitution First Team All-State (5A-Private) selection in 2017-18 ... also a First Team All-Region and All-County selection ... named Henry County Junior of the Year ... honorable mention All-Metro ... GACA Junior All-Star ... named to the all-tournament team at the TOC Classic ... No. 14 player in Georgia Class of 2019 by Hoop Seen ... played in the 2019 Layne All-Star Game ... averaged a double-double ... played AAU basketball for Club Elite ... also lettered twice in football at Wheeler.



Fr. • G • 6-3 • 179

**21 XANDER RICE**

W. Long Branch, N.J. • Patrick Sch.

*High-level combo guard who figures to see rotation minutes right from the start ... excellent ball-handler who can push the ball up the floor and finish at the rim ... able to make shots at all three levels ... has shown signs of being an excellent defender ... typical of a coach's son, brings a level of consistency and a good sense of the game to the college level ... product of high school programs that have produced major talent.*

**HIGH SCHOOL/PERSONAL**

Born Jan. 3, 2001 in Los Angeles, Calif. ... son of Summer and King Rice ... has a younger brother, Julian ... father was a McDonald's All-American who went on to star at North Carolina ... he is currently the head men's basketball coach at Monmouth ... mother played volleyball at UNC ... began his high school career at the legendary St. Anthony High School in Jersey City, where he played for two years and started as a sophomore for Hall-of-Fame coach Bob Hurley ... averaged better than 11 points per game for a team that finished 23-6 ... after the school closed, played at Mater Dei Prep as a junior and then at The Patrick School (formerly known as St. Patrick), which has produced many future basketball stars, most notably Kyrie Irving ... Second Team All-Section selection as a junior and senior ... scored 800 points in his three seasons of varsity basketball ... played in the state semifinals as a sophomore and senior, and his teams played in conference championship games in 2018 and 2019 ... also spent two summers with the We R 1 AAU team, and he played in two national championship tournaments.



Fr. • C • 6-9 • 294


**40 ALEX TIMMERMAN**

Crystal Lake, Ill. • Crystal Lake Central

*Big, strong center who can carve out space around the rim ... excellent footwork for a player of his size ... able to score away from the basket as well ... good passer out of the low post ... physical presence who will help give Bucknell good depth in the frontcourt.*

**HIGH SCHOOL/PERSONAL**

Born Feb. 19, 2001 in Woodstock, Ill. ... son of Matthew and Lauren Timmerman ... has two younger sisters, Madeline and McKenna ... mother played volleyball at Valparaiso ... uncle, Rich Stanfel, played basketball at Ohio University ... 2019 graduate of Crystal Lake Central H.S. ... as a senior helped his team to a 21-12 record and a share of the Fox Valley Conference title ... First Team All-Area and All-Conference and Class 4A Honorable Mention All-State in 2018 and 2019 ... eclipsed the 1,000-point mark as a junior ... as a senior averaged 17.4 points and 9.2 rebounds per game ... as a junior averaged 15.7 points, 9.3 rebounds, 1.9 assists and 1.8 blocked shots while shooting 57 percent ... has also spent two grassroots seasons with Fundamental University.



Fr. • F • 6-8 • 212

**32 JAKE VAN DER HEIJDEN**

Raleigh, N.C. • Ravenscroft

*Long, lefty forward with deep shooting range ... gets great elevation on his shot and has a ton of confidence in his scoring ability ... good athlete who can play both forward positions ... has the potential to be an explosive scorer as he continues to adjust to the college game.*

**HIGH SCHOOL/PERSONAL**

Born July 4, 2000 in Raleigh, N.C. ... son of Allard and Kim van der Heijden ... has a younger brother, Eric ... father played professional basketball in The Netherlands ... mother played college basketball at UMass Lowell and later played professionally ... uncle, Bill Brigham, played at George Washington ... team captain at Ravenscroft ... hit 67 3-pointers and averaged 13.7 points per game as a senior ... six 20-point games, with a high of 25 against Providence Day ... averaged 13.5 points per game as a junior in 2018 ... team's leading scorer at the 2018 MLK Showcase with 36 points (6-for-7 3-point shooting) ... earned TSIAC All-Conference honors ... No. 16 ranked player in the state of North Carolina by Phenom Hoops Report ... Phenom national showcase game MVP ... high school team won four straight conference titles ... team also won the South Granville Holiday Invitational in 2018 and the John Wall Holiday Invitational in 2016 ... also played for Team Wall on the Adidas Gold Gauntlet, where he started and averaged 12 points per game.





# **THE COACHING STAFF**





## NATHAN DAVIS RESUME

### PERSONAL

**Date of Birth:** March 25, 1974  
**Wife:** Miki  
**Children:** Kieran (13), Hayden (11), twins Kellen & Ryan (7)

### EDUCATION

B.A., history & sociology, Randolph-Macon College, 1997

### HEAD COACHING CAREER

Year	School	W	L	Pct.	
2009-10	Randolph-Macon	26	7	.788	NCAA Final Four
2010-11	Randolph-Macon	25	5	.833	NCAA Tournament
2011-12	Randolph-Macon	21	7	.750	NCAA Tournament
2012-13	Randolph-Macon	21	10	.677	NCAA Sweet Sixteen
2013-14	Randolph-Macon	20	7	.741	NCAA Tournament
2014-15	Randolph-Macon	28	3	.903	NCAA Elite Eight
<b>Randolph-Macon Totals</b>		<b>141</b>	<b>39</b>	<b>.783</b>	
2015-16	Bucknell	17	14	.548	NIT First Round
2016-17	Bucknell	26	9	.743	NCAA First Round
2017-18	Bucknell	25	10	.714	NCAA First Round
2018-19	Bucknell	21	12	.636	
<b>Bucknell Totals</b>		<b>89</b>	<b>45</b>	<b>.664</b>	
<b>Career Totals</b>		<b>230</b>	<b>84</b>	<b>.732</b>	

### ASSISTANT COACHING CAREER

2008-09 Colgate  
 2003-08 Bucknell  
 1998-2003 Navy

Nathan Davis returned to Bucknell in April 2015 to become the 21st head coach of the Bison men's basketball program, and his impact on the program has been immediate. The Bison have captured Patriot League regular-season titles in each of his first four seasons as head coach, and in 2017 and 2018 they followed with Patriot League Tournament titles and trips to the NCAA Tournament.

At the conclusion of the 2018-19 season, Davis' .732 career winning percentage was 11th-best among all active Division I coaches, trailing only the all-star cast of Mark Few, Roy Williams, Chris Jans, John Calipari, Rick Croy, Mike Krzyzewski, Eric Musselman, Bill Self, Sean Miller and Chris Beard. Davis was sandwiched between Texas Tech's Beard and Virginia's Tony Bennett — the two coaches in the 2019 national championship game — on that list.

Davis was a familiar face to Bucknell fans when he returned to Lewisburg, as he spent five years (2003-08) as the top assistant coach under Pat Flannery and was on the bench for the team's historic NCAA Tournament victories in 2005 and 2006. In 2005, 14th-seeded Bucknell upset No. 3 Kansas in the first round of the NCAA Tournament, marking the first NCAA win in school and Patriot League history. A year later, the Bison achieved the first top-25 national ranking in program history, went back to the NCAA Tournament as a No. 9 seed, and then defeated Arkansas in the first round.

In his very first season as head coach in 2015-16, he guided the team to a 14-4 Patriot League record (17-14 overall). The Bison had to win their final four games of the regular season to hold off Lehigh by one game for the regular-season title. Davis was named Patriot League Coach of the Year and was picked as a finalist for the Joe B. Hall Award, presented to the nation's top first-year coach. His 17 wins were the most ever for a Bucknell coach in his initial season, and he led the team to its third National Invitation Tournament (NIT) appearance.

In year two, Davis repeated as Patriot League Coach of the Year after leading the Bison to yet another regular-season title, the team's sixth in the last seven years. This time the team added the Patriot League Tournament title as well, using a big second half to run away from Lehigh 81-65 in front of a standing-room-only crowd at Sojka Pavilion. The Bison made their seventh NCAA Tournament appearance, dropping a hard-fought 86-80 decision to West Virginia.

Davis became the fourth coach to win Patriot League Coach of the Year honors in back-to-back seasons, joining Bucknell's Dave Paulsen (2011, 2012), Lehigh's Billy Taylor (2003, 2004) and Lafayette's Fran O'Hanlon (1998, 1999).

In 2017-18, Davis' squad went 16-2 to capture the Patriot League regular season by four games, then the Bison rolled through Loyola, Boston University and Colgate to claim another PL Tournament title and automatic bid to the NCAA Tournament. He coached the Patriot League Player of the Year for the second straight season (Nana Foulland in 2017, Zach Thomas in 2018), and Bucknell became the first team in league history to have three First Team All-PL selections (Foulland, Thomas, Stephen Brown). The Bison again took a highly ranked team down to the wire in the NCAA Tournament, falling 82-78 to third-seeded Michigan State in the Spartans' back yard in Detroit.

In 2018-19, Davis guided the Bison to their third straight 20-win season, fifth straight Patriot League regular-season title and eighth in the last nine

years, despite the graduation of that stellar senior class.

After departing Bucknell in 2008, Davis spent one year as an assistant coach at Colgate before being named the head coach at his alma mater, Randolph-Macon. Davis achieved incredible success in his six seasons with the Yellow Jackets, posting a 141-39 (.783) record with three Old Dominion Athletic Conference championships, six NCAA Tournament berths, and a Division III Final Four appearance in 2009-10.

In his final season at RMC, Davis' squad was ranked No. 1 in the country for three weeks during the season, went undefeated in league play and 28-3 overall, and advanced to the Elite Eight. The 28 victories tied the school record, and its 25-game winning streak set a team mark.

Following the 2014-15 campaign, Davis was selected as the ODAC Coach of the Year and the NABC South Region Coach of the Year, and he was a finalist for the Glenn Robinson National Coach of the Year Award. It was his second straight ODAC Coach of the Year honor.

Prior to his arrival at Bucknell, Davis was an assistant coach under Don DeVoe at Navy from 1998-2003. Thanks in large part to his recruiting efforts, the Midshipmen made Patriot League championship game appearances in 2000 and 2001, and the team went 80-65 in his five seasons in Annapolis.

A 1997 graduate of Randolph-Macon, Davis was a four-year letterman and two-year captain of the Yellow Jackets' men's basketball team. He was a two-time All-ODAC selection who finished his career with 983 points, and he was one of only five players in school history to record at least 500 rebounds, 300 assists and 100 steals.

Davis and his wife Miki have four children: 13-year-old son Kieran, 11-year-old daughter Hayden, and seven-year-old twins Kellen and Ryan.







**PAUL HARRISON**  
**ASSOCIATE HEAD COACH**  
**FIFTH SEASON**



Paul Harrison joined Nathan Davis' first Bison coaching staff in April 2015, and he has helped Bucknell raise banners in each of his first four seasons in Lewisburg. Prior to the 2019-20 season, Harrison was promoted from assistant coach to associate head coach.

Bucknell has captured Patriot League regular-season titles in each of Harrison's four campaigns, and in 2017 and 2018 the Bison followed with Patriot League Tournament titles and automatic bids to the NCAA Tournament. In 2016-17, the Bison toppled arch-rival Lehigh 81-65 in the PL championship game. The Bison finished 26-9 overall, 15-3 in the Patriot League, and dropped a hard-fought 86-80 decision to fourth-seeded West Virginia in the first round of the NCAA Tournament in Buffalo.

In 2017-18, Bucknell went 16-2 in Patriot League play, then toppled Loyola, Boston University and Colgate in the Patriot League Tournament, winning the final two games by a combined 60 points. The Bison went on to earn a No. 14 seed in the NCAA Tournament, where they dropped a four-point verdict to Michigan State in Detroit.

In 2018-19, the Bison captured their fifth straight Patriot League regular-season title and eighth in the last nine years. In Harrison's four seasons on the Bucknell bench, the team is now 89-45 overall and 58-14 in conference play.

Harrison works with the Bucknell post players, and he mentored two consecutive Patriot League Players of the Year. Nana Foulland was the Player of the Year and Defensive Player of the Year in 2017, and Zach Thomas earned Player of the Year honors in 2018 after leading the league in both scoring and rebounding. Harrison also helped develop Nate Sestina, Foulland's backup for the previous three seasons, into an all-conference center in his first year as a starter. Foulland and Thomas are both playing professionally in Europe, and Sestina will use his final year of eligibility as a graduate student at Kentucky in 2019-20.

Harrison came to Bucknell with 14 years of experience as a college basketball coach, primarily as an assistant coach at some very successful Division I mid-major programs. For the previous two seasons, Harrison was the head coach at Clayton State in Georgia. He inherited a team in rebuilding mode with only six players on the roster, and in his second year in 2014-15 led the squad to a winning season (15-12) and a spot in the Division II regional rankings during the year.

Prior to his head-coaching stint at Clayton State, Harrison spent six years as an assistant

coach, including the last two as associate head coach, at Wofford College in Spartanburg, South Carolina. During his time at Wofford under head coach Mike Young, the Terriers compiled a 111-85 record and a 74-47 mark in the Southern Conference. Wofford captured consecutive league titles in 2010 and 2011, and in the NCAA Tournament lost close games to Wisconsin (53-49) in 2010 and BYU (74-66) in 2011. After graduating five seniors from the 2011 championship team, Wofford came back the next season and won 19 games, including a victory over Wake Forest, and participated in the CBI postseason tournament.

A 1993 graduate of Washington & Lee University, Harrison had two tours at College of Charleston, first as a graduate assistant from 1996-98 and then as a full-time assistant from 1999-2001. Working under head coach John Kresse, the Cougars won league titles in all four of Harrison's seasons in Charleston, compiling an overall record of 99-22 and a 63-11 mark in league play in the Trans America Athletic Conference and the Southern Conference. In 1997, the Cougars were ranked as high as No. 16 nationally and defeated Maryland in the first round of the NCAA Tournament.

Harrison also had one-year stops as an assistant coach at Long Island (1998-99) and Southeastern Louisiana (2005-06). In 2001, he took a break from coaching to attend law school, and he earned his Juris Doctor from Tulane University Law School in May 2004. Harrison practiced law in New Orleans and also helped out as an assistant coach at Metairie Park Country Day School before returning to the collegiate coaching ranks.

Harrison and his wife, Heather, have two children, Grace and Henry.

**JOE MEEHAN**  
**ASSISTANT COACH**  
**FIFTH SEASON**



After serving as an assistant coach under Nathan Davis for two seasons at Randolph-Macon, Joe Meehan joined the Bucknell staff in May 2015 as manager of basketball operations. He was then promoted to assistant coach prior to the 2016-17 season, where he helped lead the Bison to the first of two consecutive Patriot League Tournament titles.

In Meehan's first year with the Bison, he was tasked with coordinating all types of team logistics, including key elements such as team travel, recruiting, camps and video editing and exchange. He was part of a team that captured the outright Patriot League title for the fifth time in the last six years and went on to play in the NIT.

Meehan spent the summer of 2016 on the road recruiting after being elevated to an assistant coach position after Ryan Ayers departed to become an assistant coach at his alma mater, Notre Dame.

Following Bucknell's championship season in 2016-17, Meehan was named to the Under Armour 30-Under-30 honor roll, recognizing a group of top young coaches across the nation. The Bison finished 26-9 overall, 15-3 in the Patriot League, and defeated Lehigh 81-65 in the Patriot League championship game. Bucknell then dropped a hard-fought 86-80 decision to fourth-seeded West Virginia in the first round of the NCAA Tournament.

In 2017-18, Bucknell went 16-2 in Patriot League play, and then rolled through the Patriot League Tournament with wins over Loyola, Boston University and Colgate, the latter two by a combined 60 points. The Bison earned their eighth NCAA Tournament bid, falling to third-seeded Michigan State 82-78 in Detroit in the first round.

Bucknell captured another regular-season title in 2018-19, its fifth straight and eighth in the last nine years.

In his final season at Randolph-Macon in 2014-15, the Yellow Jackets enjoyed one of their most successful seasons in program history. They went 28-3, matching the program record for victories in a season, and won a school-record 25 consecutive games. Randolph-Macon went 16-0 in ODAC contests and became the first school in conference history to go undefeated during the regular season and win the conference tournament. The Yellow Jackets reached the Elite Eight of the NCAA Tournament.

In conjunction with the Global Sports Academy, Meehan has taken a number of collegiate all-star teams to Europe for summer competition. Meehan also went overseas with GSA as a player in 2011.

Randolph-Macon went 20-7 during Meehan's first year in 2013-14, including 14-2 in ODAC play. The Yellow Jackets won the regular-season title in the ODAC and earned an at-large bid to the NCAA Tournament.

Meehan played four years of college basketball at Lebanon Valley College, graduating in 2012 with a degree in biology. He averaged 18.4 points, 6.1 assists, 4.1 rebounds and 2.4 steals per contest. Meehan played in 105 games and tallied more than 1,600 points, 500 assists and 200 steals. The point guard was a three-year captain and three-time all-conference performer after earning Rookie-of-the-Year and Freshman All-America honors. Meehan was a D3hoops.com Preseason All-American prior to his senior campaign. He was twice named second team all-region and was selected ECAC Most Outstanding Player.

A native of Harleysville, Pa., Meehan played professionally in Switzerland for Basketball Club Kusnacht-Erlenbach (BCKE) of LNB Suisse Basketball League. He averaged 18 points, five assists and four steals per game. Meehan also coached a semi-professional team while in Switzerland.

Meehan was a Dean's List student at Lebanon Valley and was accepted into the Philadelphia College of Osteopathic Medicine's Biomedical Sciences/Medical School Post-Baccalaureate Program. He was also a member of the Student-Athlete Advisory Committee (SAAC) leadership program.





### JOHNATHAN BROWN ASSISTANT COACH FOURTH SEASON



Johnathan Brown, a former team captain at Dominican College, joined the Bucknell men's basketball staff as manager of basketball operations in August 2016, and he was promoted to assistant coach in April 2019.

Bucknell captured Patriot League regular-season titles in each of Brown's first three seasons in Lewisburg, and he was a part of Patriot League Tournament titles and NCAA Tournament berths 2017 and 2018.

Brown is a 2014 graduate of Dominican College in Orangeburg, New York. He was named the school's top male athlete as a junior and senior while making the Central Atlantic Collegiate Conference All-Academic Team and the school's Academic Dean's List all four years. He served as vice president of the Student-Athlete Advisory Committee and was inducted into two honor societies.

In 2014-15, Brown served as assistant coach and academic coordinator at Virginia University of Lynchburg, and then last year he returned to his home area to become an assistant coach at Central Islip High School while also working as a customer support specialist with Synergy Sports Technology.

Brown is the younger brother of former Bison basketball standout Donald Brown '07, who played on Bucknell's 2005 and 2006 Patriot League championship and NCAA Tournament teams.



### BISON COACHING RECORDS

Name	Years at Bucknell	W	L	Pct.
Student Coaches	1895-1908 (13)	99	28	.780
George Hoskins	1908-11 (3)	21	14	.667
C. Fulmer	1911-12 (1)	10	6	.625
H.E. Zehner	1912-13 (1)	4	13	.235
D. Schaffner	1913-14 (1)	4	8	.333
George Cockill*	1914-17 (3)	26	19	.576
Malcolm E. Musser	4 diff. stints (13)	110	99	.522
Harry A. Benfer	1918-19 (1)	12	4	.750
Clarence E. Glass	1920-23 (3)	29	25	.537
Harry McCormick	1923-25 (2)	2	10	.167
John Plant	1926-32 (6)	59	49	.546
John J. Sitarsky	1942-43 (1)	5	8	.385
J. Ellwood Ludwig	1943-47 (4)	36	29	.554
Jack G. Guy	1947-52 (5)	29	80	.266
Benton A. Kribbs	1952-62 (10)	97	124	.439
Gene Evans	1962-64 (2)	15	29	.341
Don Smith	1964-72 (8)	82	105	.433
Jim Valvano	1972-75 (3)	33	42	.440
Charlie Woollum	1975-94 (19)	318	221	.590
Pat Flannery	1994-2008 (14)	234	178	.568
Dave Paulsen	2008-15 (7)	134	94	.588
Nathan Davis	2015-pres. (4)	89	45	.664
<b>Bucknell Totals*</b>	<b>1895-pres. (124)</b>	<b>1448</b>	<b>1230</b>	<b>.541</b>

\* percentage includes one tie

### DOM HOFFMAN MGR. BASKETBALL OPS. FIRST SEASON



Dom Hoffman returned to his alma mater in April 2019 after finishing up a graduate assistantship at Virginia Commonwealth University. Hoffman, who captained the 2015-16 Bison team, received his degree in English in 2016, and this May he is expected to receive his master's degree in sport leadership from VCU. As Bucknell's manager of basketball operations, Hoffman will be tasked with coordinating all types of team logistics, including key elements such as team travel, recruiting, camps and video editing.


While at VCU, Hoffman worked under head coach Mike Rhoades in one of the premier programs in the Atlantic 10. This past season, the Rams went 25-8 overall and 16-2 in the A10, and they earned an at-large bid to the NCAA Tournament. Hoffman developed workout plans for the VCU frontcourt players, including three All-A10 selections. He also assisted the director of basketball operations in numerous areas, including video breakdown, academic monitoring, scouting, and coordination of travel and gear.

Prior to his stint as the graduate assistant at VCU, Hoffman spent the 2016-17 season as director of player development at Rider University.

During his playing days at Bucknell, Hoffman appeared in 117 career games and was a key cog in the frontcourt rotation all four years. As a freshman, he was part of a Patriot League championship and NCAA Tournament team, when he served as a valuable backup to veterans Joe Willman and current NBA player Mike Muscala. Hoffman was then a part of Bison squads that captured regular-season league titles in 2014-15 and 2015-16. He averaged a career-high 6.2 points per game while shooting just under 50 percent from the field and better than 85 percent from the foul line as a senior. That year he also earned the team's Coaches' Award for his outstanding contributions to the program.







Bucknell's athletic training staff, headed by Ian Wood, provides outstanding medical care for each of Bucknell's student-athletes. In 2003, the staff moved into a state-of-the-art athletic training room as part of the Kenneth G. Langone Athletics and Recreation Center design. There is also a fully-equipped athletic training facility in Christy Mathewson-Memorial Stadium and Sojka Pavilion, as well as a satellite training room at Holmes Stadium. The philosophy of the Bucknell sports medicine team is a commitment to providing the best care for Bison student-athletes. Its injury and rehab protocols are developed to help decrease athletics-related injuries, increase injury recovery time, and combine strength and flexibility, endurance and sport-specific functional activities.

Every injured Bucknell student-athlete is attended by an athletic trainer at the time the injury occurs. Each of Bucknell's professional staff trainers are state and nationally certified, and they are assisted on-site by a quality team of student athletic trainers. The care for all Bucknell students ultimately falls under the direction of the director of the University's student health services, and Bison student-athletes also have access to dedicated specialists such as a sports psychologist and nutritionist. Athletes sustaining serious injuries requiring immediate attention in a hospital setting are sent to the emergency room of the Evangelical Community Hospital, located just two miles from the Bucknell campus.

**IAN WOOD**  
**ASSOCIATE DIRECTOR OF ATHLETICS,**  
**HEAD ATHLETIC TRAINER**

Ian Wood is in his third year as Bucknell's associate director of athletics for sports medicine. Wood brought to Bucknell more than 20 years of experience as a certified athletic trainer. Since 2012, he had been serving as director of sports medicine at Colorado College, a private liberal arts college that features two Division I athletics programs and 15 others that compete at the Division III level. Wood led a staff of four full-time assistant athletic trainers, two graduate assistants, an insurance coordinator and approximately 20 student workers.

A 1994 graduate of Purdue University, Wood went on to earn his master's degree in exercise physiology at the University of Pittsburgh in 1996. Later that year he found his first opportunity to work as a full-time athletic trainer at the U.S. Military Academy. In four years at West Point, Wood worked with the football, men's basketball, ice hockey, men's lacrosse, cross country/track and field, and softball teams.

In 2000, Wood moved on to the University of Wisconsin, where he spent the next six years working primarily with the Badgers football team, first as an assistant and then as the head football athletic trainer. He also provided healthcare and oversight of graduate assistants covering the sports of wrestling and men's and women's soccer.

Wood in 2006 was named chief of sports medicine with the U.S. Army World Class Athlete Program in Ft. Carson, Colorado. In that role, he provided healthcare for elite soldier-athletes preparing to compete in major international competitions, including the Summer and Winter Olympics. When he arrived at Ft. Carson, Wood took over a dormant sports medicine program and created a new, multi-discipline model based on a soldier-first philosophy. He worked closely with healthcare professionals including physicians, sports psychologists, dieticians, human performance experts, strength and conditioning and massage therapists. Wood also coordinated athletes' drug-testing education with the U.S. Anti-Doping Agency.

Wood remained in Colorado but returned to the collegiate ranks in 2012, when he was named director of sports medicine at Colorado College.

**PARTNERSHIP WITH GEISINGER SPORTS MEDICINE**

In August 2005, Bucknell and Geisinger announced a partnership that makes Geisinger Sports Medicine the exclusive sports medicine provider for Bucknell University Athletics. Geisinger's team of orthopaedic specialists, certified in a wide array of specialties, is responsible for the care and treatment of more than 700 Division I student-athletes participating in varsity athletics at Bucknell.

Geisinger is an integrated, physician-led healthcare services organization that serves more than two million residents throughout central and northeastern Pennsylvania. It includes a 650-member multi-specialty physician practice, a tertiary/quaternary medical center and an acute-care community hospital, adult and pediatric trauma centers, a nationally acclaimed alcohol and chemical dependency treatment center, heart and cancer institutes, a neurosciences program, two research centers, 41 community practice offices and one of the largest not-for-profit rural HMOs in the country.


In addition to meeting the on-campus needs of the Bucknell student-athletes, Geisinger has a comprehensive, multi-disciplinary sports medicine facility at GMC Outpatient Surgery Center—Woodbine Lane in Danville. This one-stop complex features an open MRI for on-site diagnostics, a therapy pool and facilities for athlete rehabilitation. For more on the Geisinger Sports Medicine program and staff, please visit:

[www.geisinger.org](http://www.geisinger.org)

**BUCKNELL SPORTS MEDICINE PERSONNEL**



**Ian Wood**  
 Assoc. AD/Head  
 Athletic Trainer



**Brendan Abbey**  
 Assistant Athletic  
 Trainer (MBB)



**Kristin Klinger**  
 Associate Athletic  
 Trainer



**Diane Boyce**  
 Assistant Athletic  
 Trainer



**Josh Engelbrecht**  
 Assistant Athletic  
 Trainer



**Casey Gonzalez**  
 Assistant Athletic  
 Trainer



**Clementine Guinet**  
 Assistant Athletic  
 Trainer



**Kaiti Hager**  
 Assistant Athletic  
 Trainer



**Zachary Stephens**  
 Assistant Athletic  
 Trainer



**Cheri Orndorf**  
 Athletic Training  
 Clinical Assistant



**Dr. Daniel Feldmann**  
 Geisinger Chief of  
 Sports Medicine





# BISON-CHEERLEADERS

The Bucknell cheerleading team performs at all home football, men's basketball and women's basketball games. The Bison also travel to select away events with those teams, including Patriot League and NCAA tournament games, and participate in a variety of community service events throughout the year. You can keep up with the team on Instagram (bucknellcheerleading) or Facebook (Bucknell Cheerleading).



**MEGAN LINDNER**  
Head Coach  
12th Season at  
Bucknell

Megan Lindner is in her 12th season as the head cheerleading coach at Bucknell in 2019-20.

Lindner is a graduate of Central Pennsylvania College with a degree in business administration. During her time at Central Pennsylvania, she participated on the cheer team and served as captain for two seasons.


After graduation, she continued her cheer career by coaching the middle and high school squads at Lewisburg for seven years followed by the same teams at Mifflinburg for four seasons.

Lindner served as Bucknell's volunteer coach during the 2007-08 campaign before taking over the helm with the Bison.

Lindner is a resident of Lewisburg, where she also raises her daughter Jocelyn with her significant other Darrel. She is employed full-time as the event coordinator and ordering manager for Brendan's Towne Tavern in downtown Lewisburg.

Lindner's volunteer assistant coaches are Maggie Miran and Ashley Smith. Miran, who was a cheerleader at Butler during both of their NCAA Men's Basketball Final Four appearances, works in recruiting for Deloitte. She and her husband Jason, the offensive coordinator for the Bucknell football team, have two daughters.

Smith joined the program in 2018. A graduate of East Stroudsburg University, she most recently served as the spirit program director at Penn. She resides in Lewisburg with her fiancé and her daughter, Mazel.



**MAGGIE MIRAN**  
Volunteer Assistant




**ASHLEY SMITH**  
Volunteer Assistant







**ERIC ARNOLD**  
Senior  
Civil Engineering  
San Antonio, Texas



**PAIGE BRAUN**  
Senior  
Political Sci./Economics  
Chalfont, Pa.



**RUBY CORDOVA**  
Sophomore  
Undeclared  
Round Lake Beach, Ill.



**EMMA CULLEN**  
Junior  
Global Management  
Martinsville, N.J.




**EMILY EGGERS**  
Freshman  
Applied Mathematics  
Rye, N.Y.



**DREW FILCHNER**  
Freshman  
Undeclared-Engineering  
Northampton, Pa.




**JAILYN FORDE**  
Sophomore  
Undeclared  
Washington, D.C.



**BETH JOHNSON**  
Junior  
Psychology  
Greenwich, Conn.



**GABBY KESSEL**  
Junior  
Biology/Env. Studies  
Rockville, Md.



**KALLIE KOCINSKI**  
Junior  
Art History/Studio Art  
Indiana, Pa.



**MADISON LANCE**  
Sophomore  
Undeclared  
Glen Ridge, N.J.




**KATELYN LASKOSKI**  
Freshman  
Political Science  
Kutztown, Pa.




**LAINY LAVELLE**  
Sophomore  
Early Childhood Education  
Scranton, Pa.



**MELAINA POLAN**  
Sophomore  
Undeclared  
Revere, Mass.



**HENRY QIU**  
Freshman  
Computer Engineering  
Queens, N.Y.



**SARAH RHOAD**  
Senior  
Biology  
Allentown, Pa.



**RAQUEL ROWELL**  
Freshman  
Neuroscience  
Bowie, Md.



**JAKE SCHAEFFER**  
Senior  
Computer Science  
Hopewell, N.J.



**ERIN SULLIVAN**  
Freshman  
Undeclared  
Belleair Beach, Fla.



**FAITH TREJO**  
Junior  
Managing for Sustainability  
Tucson, Ariz.

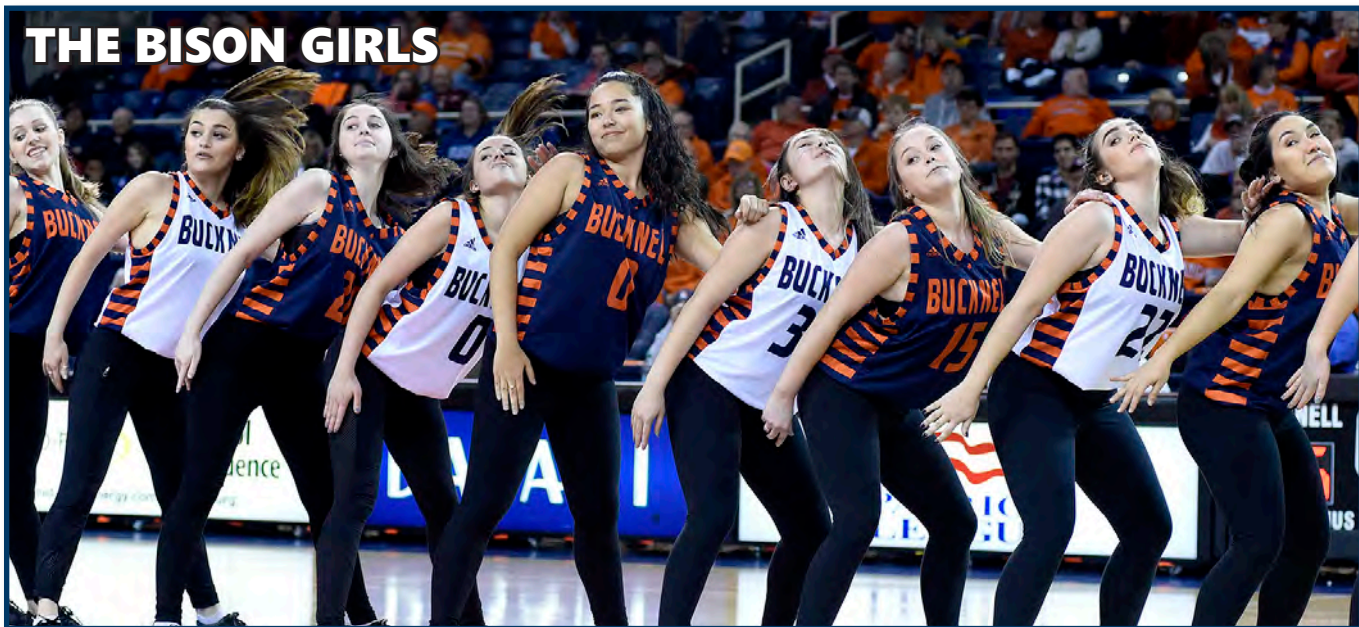


**BEN WILLIAMS**  
Junior  
Economics/East Asian Studies  
Pottstown, Pa.





**THE BISON GIRLS**



**THE BISONETTES**



**CHEERLEADERS**







adidas

BUCKNELL  
10

HIGH

31

**PATRIOT LEAGUE/  
YEAR IN REVIEW**





## WHO WE ARE

The Patriot League is a unique collection of highly selective colleges and universities linked by a number of common values. Our institutions are relatively small in size and are focused on providing the highest quality education to our undergraduate students. We believe athletics can play an important role in the overall educational experience, and we are committed to athletics at the highest level of competition, NCAA Division I.

We are determined to admit and graduate scholar-athletes who succeed in the classroom as well as on the field. The Patriot League's full-member institutions, individually and collectively, consistently rank among the top Division I programs in the NCAA Graduation Rates Report. Patriot League teams compete at the highest levels of NCAA competition and numerous Patriot League scholar-athletes are recognized annually as All-Americans and Academic All-Americans.

The Patriot League began as a Division I-FCS football conference in 1986 and became an all-sport conference in 1990. It celebrated its 25th anniversary as an all-sport conference during the 2015-16 academic year. Full League members include American, Army West Point, Boston University, Bucknell, Colgate, Holy Cross, Lafayette, Lehigh, Loyola Maryland and Navy. Associate members include Fordham and Georgetown in football, Georgetown and MIT in women's rowing and Richmond in women's golf. These member institutions are among the oldest and most prestigious in the nation. Alumni from Patriot League colleges and universities make meaningful contributions to their communities and society in general and have played a leadership role in shaping our country.

## WHAT WE BELIEVE

Patriot League institutions value athletic competition because we know it builds leadership, teamwork, decision-making skills and sportsmanship. These characteristics are critical to another of our shared goals: producing graduates who will make strong contributions to the moral and civic fabric of their communities and their nation. For two of our member institutions, teaching such skills is critical to the future success of America's armed forces.

Our primary focus is on the personal development and academic success of individual scholar-athletes. Athletic competition can enhance the physical, intellectual, ethical and social development of the entire higher education community—participants and spectators alike. In addition, Patriot League institutions recognize that highly competitive athletics help sustain strong bonds with alumni by engaging them with their alma mater for years after they graduate.

At a time when the direction of collegiate athletics is under increasing critical scrutiny, Patriot League institutions believe as strongly as ever that academic and athletic values can be – and indeed must be – compatible. For us, there is no contradiction between the concepts of high achievement in the classroom and in athletics. We acknowledge that reaching this ideal is a constant challenge, even a struggle, between conflicting forces and needs. But that does not lessen its importance.

We believe that athletic programs should be integrated into an institution's campus life and governance structure, and operate with integrity and under presidential control. The Patriot League model includes oversight of our policies at both the League and campus level while remaining focused on the individual development of all of our students. Patriot League members believe that colleges and universities need to be faithful to their values and need to keep their promises to students. For our members, that means that college athletics derive legitimacy and special meaning only within the context of sound academic values and with the goal of graduating well-rounded students.

## WHAT WE DO

✓ Patriot League institutions only admit athletes who we believe will succeed academically and graduate from our institutions. An academic index is calculated for all student-athletes to ensure that all academic credentials are reflective of their institution's general student body.

✓ All admissions decisions in the Patriot League are made by admissions professionals, not by athletic department personnel.

✓ Patriot League institutions strive to maintain the same academic standards and values for all students, including athletes, and for all programs, including athletics.

✓ Academics play a primary role in the lives of Patriot League athletes, who receive no special academic privileges or consideration.

✓ There is an expectation that Patriot League athletes will proceed to an academic degree in four years. Athletic "redshirting" (i.e., holding a student out of competition for the purpose of saving a year of NCAA eligibility for a fifth year of enrollment) is specifically forbidden in the Patriot League.

✓ The primary focus of Patriot League athletic programs is on the personal development and academic success of individual scholar-athletes. Athletes graduate from their institution well-equipped to become leaders in their personal and professional endeavors.

✓ In the Patriot League governance structure, each member institution is accountable to the others for admission decisions and academic policies involving athletes, and participates in annual reviews.

✓ Control of athletic budgets and priorities is held by the president of each Patriot League institution.



## THE PRESIDENTS' CUP

The Presidents' Cup signifies overall excellence in the 24 sports sponsored by the Patriot League, and Bucknell has won the Cup 18 times in its 29-year existence.

The Presidents' Cup is awarded annually to the institution that accumulates the highest point total over the entire academic year, with points awarded on the basis of the school's finish in each of the 24 Patriot League sports. If there is a league tournament in a sport, the points are awarded based on the average of the regular season and tournament finish, and if there is no post-season tournament, points are awarded based on regular-season standings.

## PRESIDENTS' CUP CHAMPIONS

1991 — Bucknell	2006 — Bucknell
1992 — Bucknell	2007 — Bucknell
1993 — Bucknell	2008 — Bucknell
1994 — Army	2009 — Bucknell
1995 — Army	2010 — Bucknell
1996 — Bucknell	2011 — Bucknell
1997 — Army	2012 — Navy
1998 — Bucknell	2013 — Bucknell
1999 — Bucknell	2014 — Navy
2000 — Bucknell	2015 — Navy
2001 — Bucknell	2016 — Navy
2002 — Bucknell	2017 — Navy
2003 — Bucknell	2018 — Navy
2004 — Bucknell	2019 — Navy
2005 — Army	



## PATRIOT LEAGUE STAFF

3773 Corporate Parkway, Suite 190  
Center Valley, PA 18034  
Phone: 610-289-1950; Fax: 610-289-1952  
www.patriotleague.com  
Twitter: @PatriotLeague

### Commissioner

Jennifer Heppel [jheppel@patriotleague.com](mailto:jheppel@patriotleague.com)

### Executive Asst. & Business Manager

Deb Herman [dherman@patriotleague.com](mailto:dherman@patriotleague.com)

### Senior Associate Commissioner for External Relations

Richard Wanninger [rwanninger@patriotleague.com](mailto:rwanninger@patriotleague.com)

### Assistant Commissioner for Communications

Ryan Sakamoto [rsakamoto@patriotleague.com](mailto:rsakamoto@patriotleague.com)

### Assistant Commissioner for Multimedia

Jimmy Johnson [jjohnson@patriotleague.com](mailto:jjohnson@patriotleague.com)

### Director for Sport Management

Richard Zhu [rzhu@patriotleague.com](mailto:rzhu@patriotleague.com)

### Director for Compliance and Sport Management

Lynn Hughes [lhughes@patriotleague.com](mailto:lhughes@patriotleague.com)

### Director for Championships & Sports Management

Emily Parkins [eparkins@patriotleague.com](mailto:eparkins@patriotleague.com)

### Associate Director for Communications

Jackie Eddy [jeddy@patriotleague.com](mailto:jeddy@patriotleague.com)

### Patriot League Network Correspondent

Morgan Uber [muber@patriotleague.com](mailto:muber@patriotleague.com)

### Administrative Intern

Patrick McGowan [pmcgowan@patriotleague.com](mailto:pmcgowan@patriotleague.com)





**Tuesday, November 5**  
 Monmouth at Lehigh (PLN) ..... 7  
 Navy at George Mason (ESPN+) ..... 7  
 American at Siena (ESPN+) ..... 7  
 Northeastern at Boston U. (PLN) ..... 7  
 Bucknell at Fairfield (ESPN3) ..... 7  
 Holy Cross at Maryland (BTN+) ..... 7:30  
 Loyola at Marquette (Fox CS) ..... 8  
 Columbia at Lafayette (PLN) ..... 8  
 Army at Villanova (FS1) ..... 8:30

**Wednesday, November 6**  
 NJIT at Colgate (PLN) ..... 7

**Friday, November 8**  
 USMMA at Army (PLN) ..... 6  
 William & Mary at American (PLN) ..... 7  
 East Carolina at Navy (CBS SN) ..... 8:30

**Saturday, November 9**  
 Loyola at Chicago State ..... 12  
 Holy Cross at New Hampshire ..... 1  
 SUNY Poly at Boston U. (PLN) ..... 1  
 Lafayette at St. Francis Brooklyn ..... 2  
 Lehigh at Albany ..... 7

**Sunday, November 10**  
 Vermont at Bucknell (WQMY/PLN) ..... 2  
 Colgate at Clemson (ESPN+) ..... 3  
 Washington (Md.) at Navy (PLN) ..... 4

**Tuesday, November 12**  
 Cairn at Lehigh (PLN) ..... 7  
 American at George Washington (ESPN+) ..... 7  
 Air Force at Army (PLN) ..... 7  
 Fairfield at Holy Cross (PLN) ..... 7

**Wednesday, November 13**  
 Loyola at Old Dominion (C-USATV) ..... 7  
 Lafayette at Princeton (ESPN+) ..... 7  
 Colgate at Syracuse (ACCN+) ..... 7  
 Hofstra at Bucknell (PLN) ..... 7  
 Boston U. at Vermont (ESPN+) ..... 7

**Saturday, November 16**  
 Lehigh at Virginia Tech (ACCN+) ..... 1:30  
 New Hampshire at Boston U. (PLN) ..... 4  
 Delaware at Lafayette (PLN) ..... 5  
 American at Saint Francis (Pa.) (NECFR) ..... 7  
 Bucknell at Canisius (ESPN+) ..... 7

**Sunday, November 17**  
 Fairfield at Loyola (PLN) ..... 6

**Monday, November 18**  
 Colgate at Auburn (SECN) ..... 7  
 Fairleigh Dickinson at Army (PLN) ..... 7  
 Misericordia at Lehigh (PLN) ..... 7:30

**Tuesday, November 19**  
 Bucknell at Penn State (BTN) ..... 6:30  
 Loyola at George Mason (ESPN+) ..... 7  
 Navy at Liberty ..... 7  
 Penn at Lafayette (PLN) ..... 7  
 Boston U. at South Carolina (SECN+) ..... 7  
 Northeastern at Holy Cross (PLN) ..... 7

**Thursday, November 21**  
 Cortland at Colgate (PLN) ..... 7  
 Lehigh at Drake ..... 7

**Friday, November 22**  
 Lipscomb at Navy (PLN) ..... 7  
 Boston U. at West Virginia ..... 7  
 Harvard at Holy Cross (PLN) ..... 7

**Saturday, November 23**  
 Bucknell at Syracuse (ACCN) ..... 12  
 Army at Binghamton (ESPN+) ..... 4  
 Lehigh at Saint Mary's ..... 8

**Sunday, November 24**  
 Fairleigh Dickinson at Lafayette (PLN) ..... 1  
 Colgate vs. CSUN (1) ..... 9

**Monday, November 25**  
 Bucknell vs. Seattle (2) (ESPNU) ..... 2  
 Loyola vs. IUPUI (3) ..... 5:30

**Tuesday, November 26**  
 Bucknell vs. W. Mich./Yale (2) (ESPNU) .. TBA  
 Loyola vs. UNO/Southern (3) ..... TBA  
 Boston U. vs. N. Colorado (4) (Flo) ..... 3

Howard at American (PLN) ..... 7  
 Cornell at Navy (PLN) ..... 7  
 Colgate at Green Bay (1) (Flo) ..... 8

**Wednesday, November 27**  
 Boston U. vs. GWU/UTM (4) (Flo) ..... TBA

**Friday, November 29**  
 Holy Cross at Florida Atlantic ..... 7

**Saturday, November 30**  
 American at Albany ..... 1  
 Navy at Brown (ESPN+) ..... 1  
 Siena at Colgate (PLN) ..... 2  
 Princeton at Bucknell (PLN) ..... 2  
 Lehigh at Columbia (ESPN+) ..... 4  
 Army at Marist (ESPN+) ..... 7

**Sunday, December 1**  
 Holy Cross vs. Hofstra (5) ..... 3  
 Binghamton at Loyola (PLN) ..... 6

**Monday, December 2**  
 Holy Cross vs. Canisius/Mercer (5) ..... TBA  
 Navy at Bryant (NECFR) ..... 7

**Tuesday, December 3**  
 Lafayette at Saint Joseph's ..... 7  
 UMBC at American (PLN) ..... 7  
 Bucknell at Rider (ESPN+) ..... 7

**Wednesday, December 4**  
 Lehigh at Saint Francis (Pa.) (NECFR) ..... 7  
 Loyola at Delaware State ..... 7  
 Colgate at Binghamton (ESPN3) ..... 7  
 Boston U. at George Washington (ESPN+) .. 7  
 NJIT at Army (PLN) ..... 7:30

**Saturday, December 7**  
 American at George Mason (ESPN+) ..... TBA  
 Lafayette at Cornell (ESPN+) ..... 1  
 LIU at Army (PLN) ..... 1  
 Boston U. at Binghamton (ESPN3) ..... 2  
 Loyola at Mount St. Mary's (NECFR) ..... 4  
 Marist at Navy (PLN) ..... 7  
 Yale at Lehigh (PLN) ..... 7  
 Albany at Bucknell (PLN) ..... 7  
 Holy Cross at San Diego ..... 10

**Sunday, December 8**  
 Colgate at Niagara ..... 1

**Tuesday, December 10**  
 UMass-Boston at Holy Cross (PLN) ..... 7

**Wednesday, December 11**  
 Cornell at Colgate (PLN) ..... 7  
 Army at Merrimack (NECFR) ..... 7

**Saturday, December 14**  
 Dartmouth at Boston U. (PLN) ..... 1  
 Holy Cross at Canisius ..... 2  
 Army at Buffalo ..... 2  
 Colgate at Cincinnati (ESPN3) ..... 7

**Tuesday, December 17**  
 Widener at Lafayette (PLN) ..... 7  
 American at Mount St. Mary's (NECFR) ..... 7

**Friday, December 20**  
 Mount St. Mary's at Navy (PLN) ..... 1

**Saturday, December 21**  
 Boston U. at UMass-Lowell ..... 1  
 Army at Wagner (NECFR) ..... 2  
 Stony Brook at American (PLN) ..... 2  
 Elizabethtown at Loyola (PLN) ..... 2  
 Lehigh at Auburn (SECN) ..... 6  
 Bucknell at Siena (ESPN+) ..... 6

**Sunday, December 22**  
 Columbia at Colgate (PLN) ..... 12  
 Sacred Heart at Holy Cross (PLN) ..... 12  
 Lafayette at Rutgers (ESPNU) ..... 1

**Friday, December 27**  
 UMass-Lowell at Loyola (PLN) ..... 7

**Saturday, December 28**  
 American at Georgetown (FS1) ..... 12  
 Bucknell at La Salle (ESPN+) ..... 2

**Sunday, December 29**  
 Lafayette at Sacred Heart ..... 2  
 Navy at Virginia (ESPN2) ..... 2  
 Holy Cross at Siena ..... 2  
 Lehigh at Princeton (ESPN+) ..... 4  
 Loyola at VCU (NBCSN) ..... 5  
 Boston U. at Merrimack (NECFR) ..... 6

**Thursday, January 2**  
 Holy Cross at Loyola\* (Stadium/PLN) ..... 7  
 American at Colgate\* (PLN) ..... 7  
 Lehigh at Navy\* (PLN) ..... 7  
 Lafayette at Boston U.\* (PLN) ..... 7  
 Army at Bucknell\* (PLN) ..... 7

**Sunday, January 5**  
 Navy at Holy Cross\* (PLN) ..... 12  
 Loyola at Lehigh\* (PLN) ..... 2  
 Bucknell at Lafayette\* (PLN) ..... 2  
 Boston U. at American\* (PLN) ..... 3

**Monday, January 6**  
 Colgate at Army\* (CBS SN) ..... 7

**Wednesday, January 8**  
 Lehigh at Boston U.\* (PLN) ..... 7  
 Holy Cross at Lafayette\* (PLN) ..... 7  
 American at Army\* (PLN) ..... 7  
 Loyola at Colgate\* (PLN) ..... 7  
 Navy at Bucknell\* (PLN) ..... 7

**Saturday, January 11**  
 Army at Boston U.\* (PLN) ..... 1  
 Holy Cross at Bucknell\* (PLN) ..... 2  
 Colgate at Navy\* (PLN) ..... 4  
 Lafayette at Loyola\* (PLN) ..... 5  
 American at Lehigh\* (PLN) ..... 7

**Monday, January 13**  
 Boston U. at Loyola\* (CBS SN) ..... 7

**Wednesday, January 15**  
 Navy at Lehigh\* (Stadium/PLN) ..... 7  
 Colgate at Lafayette\* (PLN) ..... 7  
 Navy at Lehigh\* (PLN) ..... 7  
 Bucknell at American\* (PLN) ..... 7  
 Army at Holy Cross\* (PLN) ..... 7

**Saturday, January 18**  
 Loyola at Army\* (PLN) ..... 1  
 Boston U. at Colgate\* (PLN) ..... 2  
 Holy Cross at American\* (PLN) ..... 4  
 Lafayette at Navy\* (PLN) ..... 4  
 Lehigh at Bucknell\* (WQMY/PLN) ..... 7

**Monday, January 20**  
 Bucknell at Colgate\* (PLN) ..... 7

**Wednesday, January 22**  
 American at Loyola\* (PLN) ..... 7  
 Army at Lafayette\* (PLN) ..... 7  
 Lehigh at Holy Cross\* (PLN) ..... 7  
 Navy at Boston U.\* (PLN) ..... 7

**Saturday, January 25**  
 Lafayette at Lehigh\* (PLN) ..... 12  
 Army at Navy\* (CBS SN) ..... 1:30  
 Colgate at American\* (PLN) ..... 2  
 Boston U. at Holy Cross\* (PLN) ..... 2  
 Loyola at Bucknell\* (PLN) ..... 7

**Monday, January 27**  
 Lehigh at American\* (CBS SN) ..... 7

**Wednesday, January 29**  
 Bucknell at Army\* (PLN) ..... 11  
 Lafayette at Colgate\* (PLN) ..... 7  
 Holy Cross at Navy\* (PLN) ..... 7  
 Loyola at Boston U.\* (PLN) ..... 7

**Saturday, February 1**  
 Boston U. at Bucknell\* (WQMY/PLN) ..... 2  
 Colgate at Holy Cross\* (PLN) ..... 2  
 Navy at Loyola\* (PLN) ..... 5  
 American at Lafayette\* (PLN) ..... 7  
 Army at Lehigh\* (PLN) ..... 7

**Monday, February 3**  
 Lafayette at Bucknell\* (CBS SN) ..... 7

**Wednesday, February 5**  
 American at Navy\* (PLN) ..... 7  
 Colgate at Lehigh\* (PLN) ..... 7

Boston U. at Army\* (PLN) ..... 7  
 Loyola at Holy Cross\* (PLN) ..... 7

**Saturday, February 8**  
 Holy Cross at Boston U.\* (PLN) ..... 1  
 Army at American\* (PLN) ..... 2  
 Lehigh at Lafayette\* (PLN) ..... 2  
 Navy at Colgate\* (Stadium/PLN) ..... 2  
 Bucknell at Loyola\* (PLN) ..... 5

**Monday, February 10**  
 Colgate at Boston U.\* (CBS SN) ..... 7

**Wednesday, February 12**  
 Lafayette at Army\* (PLN) ..... 7  
 Loyola at American\* (PLN) ..... 7  
 Holy Cross at Lehigh\* (PLN) ..... 7  
 Bucknell at Navy\* (PLN) ..... 7

**Saturday, February 15**  
 Lehigh at Army\* (PLN) ..... 1  
 American at Bucknell\* (Stadium/PLN) ..... 2  
 Lafayette at Holy Cross\* (PLN) ..... 2  
 Boston U. at Navy\* (PLN) ..... 4

**Sunday, February 16**  
 Colgate at Loyola\* (PLN) ..... 2

**Monday, February 17**  
 Bucknell at Holy Cross\* (CBS SN) ..... 7

**Wednesday, February 19**  
 Army at Loyola\* (PLN) ..... 7  
 Navy at American\* (PLN) ..... 7  
 Lehigh at Colgate\* (Stadium/PLN) ..... 7  
 Boston U. at Lafayette\* (PLN) ..... 7

**Saturday, February 22**  
 Navy at Army\* (CBS SN) ..... 1:30  
 Loyola at Lafayette\* (PLN) ..... 2

**Sunday, February 23**  
 Bucknell at Lehigh\* (PLN) ..... 12  
 American at Boston U.\* (PLN) ..... 12  
 Holy Cross at Colgate\* (PLN) ..... 2

**Wednesday, February 26**  
 Boston U. at Lehigh\* (PLN) ..... 7  
 Holy Cross at Army\* (PLN) ..... 7  
 Loyola at Navy\* (PLN) ..... 7  
 Lafayette at American\* (PLN) ..... 7  
 Colgate at Bucknell\* (PLN) ..... 7  
 Boston U. at Lehigh\* (PLN) ..... 7

**Saturday, February 29**  
 Lehigh at Loyola\* (PLN) ..... 12  
 Army at Colgate\* (PLN) ..... 12  
 Bucknell at Boston U.\* (PLN) ..... 12  
 Navy at Lafayette\* (PLN) ..... 2  
 American at Holy Cross\* (PLN) ..... 2

**Tuesday, March 3**  
 Patriot League First Round@ (PLN) ..... TBA

**Thursday, March 5**  
 Patriot League Quarterfinals@ (PLN) ..... TBA

**Sunday, March 8**  
 Patriot League Semifinal@ (CBS SN) ..... 12  
 Patriot League Semifinal@ (CBS SN) ..... 2

**Wednesday, March 11**  
 PL Championship@ (CBS SN) ..... 7:30 p.m.

All times Eastern  
 \* - Patriot League Game  
 @ - at site of higher seed

- (1) – Green Bay, Wis.
- (2) – Orlando, Fla.
- (3) – Omaha, Neb.
- (4) – Cancun, Mexico
- (5) – Boca Raton, Fla.

Schedule as of Oct. 28, 2019





2018-19 PATRIOT LEAGUE STANDINGS

Table with columns: TEAM, LEAGUE (W, L, Pct., Home, Away), OVERALL (W, L, Pct., Home, Away, Neut.). Lists 12 teams and their records.

2018-19 STATISTICAL LEADERS

SCORING

Table of scoring leaders with columns: Name, GP, PTS, Avg. Lists top 10 scorers.

FIELD-GOAL PERCENTAGE

Table of field-goal percentage leaders with columns: Name, GP, FGM, FGA, Pct. Lists top 10 players.

REBOUNDING

Table of rebounding leaders with columns: Name, GP, REB, Avg. Lists top 10 rebounders.

FREE-THROW PERCENTAGE

Table of free-throw percentage leaders with columns: Name, GP, FTM, FTA, Pct. Lists top 10 players.

ASSISTS

Table of assists leaders with columns: Name, GP, AST, Avg. Lists top 5 assisters.

THREE-POINT PERCENTAGE

Table of three-point percentage leaders with columns: Name, GP, 3FG, 3FGA, Pct. Lists top 5 players.

STEALS

Table of steals leaders with columns: Name, GP, STL, Avg. Lists top 5 stealers.

BLOCKED SHOTS

Table of blocked shots leaders with columns: Name, GP, Blocks, Avg. Lists top 5 blockers.

ALL-TIME P.L. REGULAR-SEASON RECORDS

Table of all-time regular-season records with columns: Team, W, L, Pct. Lists records for 12 teams.





# 2018-19 FINAL TEAM STATISTICS

## SCORING OFFENSE

Team	GP	PTS	Avg.
1. Lehigh	31	2479	80.0
<b>2. Bucknell</b>	<b>33</b>	<b>2534</b>	<b>76.8</b>
3. Colgate	35	3648	75.7
4. Lafayette	30	2209	73.6
5. Loyola Maryland	32	2332	72.9
6. Boston University	33	2385	72.3
7. American	30	2161	72.0
8. Army	32	2268	70.9
9. Holy Cross	33	2216	67.2
10. Navy	31	2061	66.5

## FIELD-GOAL PCT. DEFENSE

Team	GP	FGM	FGA	Pct.
1. Lehigh	31	846	1967	.430
<b>2. Bucknell</b>	<b>33</b>	<b>867</b>	<b>1995</b>	<b>.435</b>
3. Colgate	35	884	2033	.435
4. American	30	747	1709	.437
5. Navy	31	800	1782	.449
6. Army	32	843	1853	.455
7. Holy Cross	33	825	1805	.457
8. Boston University	33	858	1821	.471
9. Lafayette	30	854	1809	.472
10. Loyola	32	885	1819	.487

## FIELD-GOAL PERCENTAGE

Team	GP	FGM	FGA	Pct.
1. Lehigh	31	856	1775	.482
2. Boston University	33	922	1922	.480
3. Colgate	35	955	1995	.479
4. American	30	780	1644	.474
5. Holy Cross	33	848	1834	.462
6. Loyola	32	842	1836	.459
<b>7. Bucknell</b>	<b>33</b>	<b>867</b>	<b>1928</b>	<b>.450</b>
8. Lafayette	30	802	1786	.449
9. Army	32	837	1956	.428
10. Navy	31	732	1786	.410

## REBOUNDING MARGIN

Team	GP	Own	Avg.	Opp.	Avg.	Mar.
1. Colgate	35	1240	35.4	1109	31.7	+3.7
2. Navy	31	1160	37.4	1053	34.0	+3.5
3. Boston University	33	1091	33.1	1027	31.1	+1.9
4. Lehigh	31	1105	35.6	1084	35.0	+0.7
5. American	30	1013	33.8	998	33.3	+0.5
<b>6. Bucknell</b>	<b>33</b>	<b>1154</b>	<b>35.0</b>	<b>1163</b>	<b>35.2</b>	<b>-0.3</b>
7. Army	32	1125	35.2	1174	36.7	-1.5
8. Loyola	32	997	31.2	1069	33.4	-2.2
9. Lafayette	30	1001	33.4	1074	35.8	-2.4
10. Holy Cross	33	916	27.8	1190	36.1	-8.3

## FREE-THROW PERCENTAGE

Team	GP	FTM	FTA	Pct.
1. Lehigh	31	480	620	.774
<b>2. Bucknell</b>	<b>33</b>	<b>489</b>	<b>653</b>	<b>.749</b>
3. Lafayette	30	325	437	.744
4. Colgate	35	418	563	.742
5. Navy	31	389	544	.715
6. Loyola	32	438	617	.710
7. American	30	411	589	.698
8. Boston University	33	320	468	.684
9. Army	32	322	471	.684
10. Holy Cross	33	283	424	.667

## SCORING MARGIN

Team	GP	Off.	Def.	Mar.
1. Colgate	35	75.7	70.2	+5.4
<b>2. Bucknell</b>	<b>33</b>	<b>76.8</b>	<b>73.3</b>	<b>+3.5</b>
3. American	30	72.0	69.0	+3.0
4. Lehigh	31	80.0	77.8	+2.1
5. Boston University	33	72.3	72.3	-0.1
6. Army	32	70.9	72.0	-1.2
7. Holy Cross	33	67.2	69.6	-2.4
8. Loyola	32	72.9	77.4	-4.5
9. Lafayette	30	73.6	78.3	-4.7
10. Navy	31	66.5	72.6	-6.1

## 3-POINT PERCENTAGE

Team	GP	3FGM	3FGA	Pct.
1. Lehigh	31	287	679	.423
2. Colgate	35	320	815	.393
3. Lafayette	30	280	736	.380
4. Holy Cross	33	237	670	.354
<b>5. Bucknell</b>	<b>33</b>	<b>311</b>	<b>885</b>	<b>.351</b>
6. Boston University	33	221	639	.346
7. Loyola	32	210	616	.341
8. American	30	190	583	.326
9. Navy	31	208	656	.317
10. Army	32	272	863	.315

## BLOCKED SHOTS

Team	GP	Blk.	Avg.
1. American	30	131	4.4
2. Lafayette	30	126	4.2
3. Holy Cross	33	127	3.8
<b>4. Bucknell</b>	<b>33</b>	<b>116</b>	<b>3.5</b>
5. Colgate	35	121	3.5
6. Lehigh	31	71	2.3
7. Loyola	32	73	2.3
8. Boston University	33	73	2.2
9. Navy	31	58	1.9
10. Army	32	50	1.6

## ALL-PATRIOT LEAGUE

## 2018 POSTSEASON

### FIRST TEAM

Sa'eed Nelson, American	Jr.	G
<b>Kimbal Mackenzie, Bucknell</b>	<b>Sr.</b>	<b>G</b>
Rapolas Ivanauskas, Colgate	Jr.	F
Lance Tejada, Lehigh	Sr.	G
Andrew Kostecka, Loyola	Jr.	G

### SECOND TEAM

Max Mahoney, Boston U.	Jr.	F
<b>Nate Sestina, Bucknell</b>	<b>Sr.</b>	<b>C</b>
Jordan Burns, Colgate	So.	G
Will Rayman, Colgate	Jr.	F
Jehyve Floyd, Holy Cross	Sr.	F

### THIRD TEAM

Tommy Funk, Army	Jr.	G
Justin Jaworski, Lafayette	So.	G
Jordan Cohen, Lehigh	Jr.	G
Kyle Leufroy, Lehigh	Sr.	G
Hasan Abdullah, Navy	Sr.	G

### ALL-ROOKIE TEAM

Jacob Booyasith, American	Fr.	G
Jonas Harper, Boston U.	Fr.	G
Tucker Richardson, Colgate	Fr.	G
Jaylin Andrews, Loyola	Fr.	G
John Carter Jr., Navy	Fr.	G

### ALL-DEFENSIVE TEAM

<b>Bruce Moore, Bucknell</b>	Jr.	F
Will Rayman, Colgate	Jr.	F
Jehyve Floyd, Holy Cross	Sr.	F
Andrew Kostecka, Loyola	Jr.	G
Hasan Abdullah, Navy	Sr.	G

### MAJOR AWARDS

**Player of the Year:** Rapolas Ivanauskas, Colgate  
**Defensive Player of the Year:** Jehyve Floyd, Holy Cross  
**Rookie of the Year:** Tucker Richardson, Colgate  
**Coach of the Year:** Matt Langel, Colgate

### Patriot League First Round Games

#10 Holy Cross 79, #7 Lafayette 74	Kirby Sports Center, Easton, Pa.
#8 Boston University 71, #9 Loyola 63	Case Gym, Boston, Mass.

### Patriot League Tournament Quarterfinal Games

#1 Colgate 81, #8 Boston University 69	Cotterell Court, Hamilton, N.Y.
#2 Bucknell 77, #10 Holy Cross 65	Sojka Pavilion, Lewisburg, Pa.
#3 Lehigh 75, #6 Army 70	Stabler Arena, Bethlehem, Pa.
#5 Navy 60, #4 American 56	Bender Arena, Washington, D.C.

### Patriot League Tournament Semifinal Games

#1 Colgate 80, #5 Navy 70	Cotterell Court, Hamilton, N.Y.
#2 Bucknell 97, #3 Lehigh 75	Sojka Pavilion, Lewisburg, Pa.

### Patriot League Tournament Championship Game

#1 Colgate 94, #2 Bucknell 80	Cotterell Court, Hamilton, N.Y.
-------------------------------	---------------------------------

### NCAA Tournament

#2 Tennessee 77, #15 Colgate 70	Nationwide Arena, Columbus, Ohio
---------------------------------	----------------------------------





2018-19 RESULTS

Overall: 21-12; Patriot League: 13-5; Home: 12-3; Away: 7-8; Neutral: 2-1

Table with columns: DATE, OPPONENT, SCORE, ATT., HIGH PTS., HIGH REB., NOTABLE. Rows are organized by month: NOVEMBER, DECEMBER, JANUARY, FEBRUARY, MARCH.

Home contests in BOLD at Sojka Pavilion ^ Hawaiian Airlines Diamond Head Classic (Honolulu, Hawai'i) ~ Patriot League Tournament games at higher seed
\* Patriot League contest

2018-19 STATISTICS

Table with columns: #, Player, GP, GS, Min, Avg, FG, FGA, Pct, 3FG, FGA, Pct, FT, FTA, Pct, OR, DR, Reb, Avg, PF, FO, A, TO, Blk, Stl, Pts, Avg. Includes Total and Opponents rows.

SCORE BY PERIODS: 1st 2nd OT Total
Bucknell 1141 1376 17 2534
Opponents 1184 1220 14 2418





**1 BUCKNELL 88, ST. BONAVENTURE 85 (OT)**  
**REILLY CENTER**  
**OLEAN, N.Y. • NOV. 7, 2018**

Kimbal Mackenzie scored a career-high 28 points, 21 of them coming after halftime, and Bucknell rallied from 13 points down in the second half to beat St. Bonaventure 88-85 in overtime in the season opener at the rowdy Reilly Center. The Bison made all five of their field-goal attempts in overtime and came away with a feel-good victory in a hotly-contested matchup between two 2018 NCAA Tournament teams. Hometown favorite Nate Sestina tallied 15 points and a career-high 16 rebounds in front of several busloads of family and friends from nearby Cameron County, Pa. Jimmy Sotos added 14 points and seven assists, backup center Paul Newman scored 10 straight Bison points in one key stretch in the second half, and Bruce Moore and Avi Toomer both finished with nine points while making critical plays in overtime. Toomer accounted for the tying points late in regulation and the go-ahead point in overtime.

VISITORS: Bucknell 1-0

#	Player	tot-fg		3-pt		rebounds			a	to	blk	s	min				
		fg	fga	fg	fga	ft	fta	of						de	tot	pf	tp
13	Moore, Bruce	f	3	4	1	2	5	1	3	4	4	9	0	3	0	0	25
04	Sestina, Nate	c	5	11	2	4	4	5	11	16	15	1	1	0	0	0	39
01	Mackenzie, Kimbal	g	10	15	4	7	4	6	0	0	0	4	28	3	0	0	41
03	Sotos, Jimmy	g	3	5	1	1	7	8	0	3	3	5	14	7	7	0	36
11	Toomer, Avi	g	3	9	1	6	2	6	1	5	6	3	9	1	1	0	36
00	Newman, Paul	g	3	3	0	0	4	7	1	1	2	4	10	2	1	0	15
02	Ellis, Walter	g	1	5	1	5	0	0	1	1	2	0	3	0	0	0	9
10	Funk, Andrew	g	0	4	0	3	0	0	0	0	0	0	0	0	0	0	11
14	Robertson, Ben	g	0	1	0	1	0	0	0	0	0	0	0	0	0	0	11
22	O'Reilly, Matt	g	0	1	0	1	0	0	0	0	0	0	0	0	0	0	11
TEAM													1	2	1		
Totals.....		28	58	9	27	23	36	9	24	33	21	88	12	14	1	1	224

HOME TEAM: St. Bonaventure 0-1

#	Player	tot-fg		3-pt		rebounds			a	to	blk	s	min				
		fg	fga	fg	fga	ft	fta	of						de	tot	pf	tp
15	Ladarian Griffin	f	5	10	0	1	3	4	2	8	10	2	13	1	0	0	35
32	Amadi Ikpeze	f	3	3	0	0	0	0	0	3	5	6	0	2	0	0	17
00	Kyle Lofton	g	4	8	0	1	10	11	0	2	2	2	18	4	5	0	35
01	Dominick Welch	g	4	8	1	4	1	2	0	0	0	1	10	1	1	1	32
23	Jalen Poyser	g	4	14	0	6	5	2	3	5	4	13	4	3	1	0	42
03	Alpha Okoli	g	0	0	0	1	4	0	1	1	3	1	1	1	0	0	18
04	Nelson Kaputo	g	4	7	1	3	1	0	1	1	2	10	2	0	0	0	13
05	Tshiefu Ngalakulondi	g	2	4	2	4	0	0	2	2	3	6	0	1	0	1	17
21	Osun Osunniyi	g	3	6	0	2	4	3	2	5	5	8	0	0	3	0	16
TEAM													1	2	1		
Totals.....		29	60	4	19	23	31	7	22	29	27	85	13	12	5	8	226

Officials: Bill Covington, Brian Dorsey, Tony Henderson  
 Technical fouls: Bucknell-None. St. Bonaventure-None.  
 Attendance: 4668  
 Score by Periods: 1st 2nd OT Total  
 Bucknell 31 40 17 88  
 St. Bonaventure 35 36 14 85

**2 FAIRFIELD 60, BUCKNELL 58**  
**SOJKA PAVILION**  
**LEWISBURG, PA. • NOV. 10, 2018**

Bucknell erased a double-digit deficit for the second time in as many games to start the season, but this time the shorthanded Bison just could not get over the hump. Moments after Kimbal Mackenzie tied the game with a driving layup, Fairfield's Neftali Alvarez answered with a layup at the other end with three seconds remaining to send the Stags to a 60-58 win, spoiling Bucknell's home opener. Jimmy Sotos nearly won it with a running 3-point try from 30 feet out, but his bank shot rimmed out at the buzzer. The Bison trailed by as many as 15 points in the first half and by 10 at intermission after the Stags outshot Bucknell 61% to 32% in the opening 20 minutes. The Bison locked down defensively in the second half, holding Fairfield to 6-for-26 shooting (.231).

VISITORS: Fairfield 1-1

#	Player	tot-fg		3-pt		rebounds			a	to	blk	s	min				
		fg	fga	fg	fga	ft	fta	of						de	tot	pf	tp
15	Wassef Methrani	f	2	4	0	1	0	0	1	1	5	4	1	2	1	0	18
13	Jonathan Kasibabu	c	0	1	0	0	2	1	2	3	5	2	0	3	2	2	15
00	Neftali Alvarez	g	6	12	3	5	1	2	1	6	7	3	16	1	4	0	21
02	Taj Benning	g	1	4	0	1	7	7	0	2	2	9	0	1	0	0	37
25	Landon Taliaferro	g	5	15	2	6	0	2	1	5	6	0	12	1	0	0	40
01	Felix Lemetti	g	1	2	0	1	0	0	0	0	0	2	0	0	0	0	4
05	Aidas Kavaliauskas	g	1	1	1	1	0	0	0	0	1	3	1	2	0	0	7
12	Kevin Peterson	g	0	1	0	0	0	0	0	0	0	4	0	0	0	0	6
14	Mattja Milin	g	2	7	0	0	0	0	1	1	2	0	2	0	0	0	16
24	Jesus Cruz	g	3	10	1	4	4	2	2	4	3	10	0	0	0	0	26
TEAM													1	2	1		
Totals.....		20	49	6	16	14	17	7	20	27	23	60	4	13	3	5	200

HOME TEAM: Bucknell 1-1

#	Player	tot-fg		3-pt		rebounds			a	to	blk	s	min					
		fg	fga	fg	fga	ft	fta	of						de	tot	pf	tp	
13	Moore, Bruce	f	1	6	0	2	2	2	1	2	3	4	4	1	2	1	24	
00	Newman, Paul	c	4	11	0	0	4	6	4	3	7	2	12	0	2	4	34	
01	Mackenzie, Kimbal	g	5	17	2	6	3	4	3	3	6	3	15	5	3	0	37	
03	Sotos, Jimmy	g	2	4	0	1	2	2	1	3	4	2	6	4	5	2	0	37
11	Toomer, Avi	g	4	9	2	6	0	4	6	2	8	3	10	2	0	1	28	
02	Ellis, Walter	g	1	2	1	2	0	0	1	1	2	3	1	0	0	0	12	
10	Funk, Andrew	g	0	1	0	1	0	0	2	2	2	0	1	0	0	0	12	
14	Robertson, Ben	g	3	6	0	1	2	4	1	6	7	2	8	0	2	0	10	
22	O'Reilly, Matt	g	0	1	0	1	0	0	0	0	0	0	0	0	0	0	2	
23	Spear, Kahliel	g	0	1	0	1	0	0	0	1	0	0	0	0	0	0	2	
TEAM													1	2	1			
Totals.....		20	58	5	21	13	22	17	24	41	20	58	14	14	9	3	200	

Officials: Dwayne Gladden, Dennis Allocco, Joseph Palack  
 Technical fouls: Fairfield-None. Bucknell-None.  
 Attendance: 3183  
 Score by Periods: 1st 2nd Total  
 Fairfield 38 22 60  
 Bucknell 28 30 58



Paul Newman defends Vermont star Anthony Lamb in BU's win last season.

**3 CANISIUS 82, BUCKNELL 73**  
**SOJKA PAVILION**  
**LEWISBURG, PA. • NOV. 13, 2018**

Despite a career-high 23 points from Jimmy Sotos, Bucknell lost its second straight home contest, falling to Canisius 82-73. Kimbal Mackenzie added 16 points, while Paul Newman contributed 13 points, seven rebounds and four blocks. The Golden Griffins were picked second in the MAAC preseason coaches' poll after going 15-3 in league play the previous season, and they came out strong in their season opener, led by 25 points from reigning MAAC Rookie of the Year Takal Molson. Canisius shot 53.3% in the first half (16-for-30) and made 8 of 13 3-pointers to take a 48-32 lead into halftime. The Bison made 10 threes on the night and shot 26-for-53 (.491) overall, but hit just 11 of 20 from the free throw line.

VISITORS: Canisius 1-0

#	Player	tot-fg		3-pt		rebounds			a	to	blk	s	min				
		fg	fga	fg	fga	ft	fta	of						de	tot	pf	tp
04	Jalanni White	f	3	7	0	0	0	2	1	3	4	6	1	1	0	13	
21	Scott Hitchcock	f	3	3	0	0	2	2	2	4	4	0	8	2	3	1	20
01	Malik Johnson	g	2	6	0	1	7	8	0	4	4	0	11	3	1	0	40
13	Isaiah Reese	g	6	14	3	7	0	0	6	6	1	15	2	2	0	30	
15	Takal Molson	g	7	14	3	7	8	1	6	7	2	25	3	3	0	33	
03	Jordan Henderson	g	0	1	0	0	0	0	0	0	0	1	0	1	1	0	5
05	Sam Rautins	g	0	0	0	0	0	0	0	0	0	0	0	0	0	0	0
10	Jonathan Sanks	g	3	5	2	3	1	2	0	2	3	9	1	0	0	0	17
22	Jibreel Faulkner	g	2	5	2	4	1	2	0	2	2	1	7	0	0	1	19
23	Dantai St. Louis	g	0	2	0	0	0	0	1	1	2	4	0	0	1	0	11
55	Kejuan Johnson-Alls	g	0	0	0	0	1	3	0	1	1	1	1	0	0	0	12
TEAM													3	5	1		
Totals.....		26	57	10	22	20	25	9	27	36	21	82	13	12	4	8	200

HOME TEAM: Bucknell 1-2

#	Player	tot-fg		3-pt		rebounds			a	to	blk	s	min					
		fg	fga	fg	fga	ft	fta	of						de	tot	pf	tp	
13	Moore, Bruce	f	0	4	0	1	4	0	1	1	2	4	3	3	0	0	23	
00	Newman, Paul	c	5	7	0	0	3	5	1	6	7	4	13	1	3	4	0	27
01	Mackenzie, Kimbal	g	4	12	4	9	4	5	2	1	3	3	16	2	1	0	31	
03	Sotos, Jimmy	g	9	12	5	7	0	0	6	6	2	23	2	5	0	1	36	
11	Toomer, Avi	g	1	2	0	1	0	2	2	5	2	2	1	1	0	0	19	
02	Ellis, Walter	g	1	3	1	3	0	0	1	3	4	1	3	0	1	0	12	
10	Funk, Andrew	g	1	5	0	4	0	1	0	1	1	2	0	0	0	0	21	
14	Robertson, Ben	g	5	6	0	0	0	1	0	3	3	4	10	4	0	0	23	
15	Jones, Nate	g	0	2	0	1	0	0	0	0	0	0	0	1	0	0	0	
23	Spear, Kahliel	g	0	0	0	0	0	0	0	0	0	0	0	0	0	0	2	
TEAM													1	1	1			
Totals.....		26																





Bruce Moore drives to the hoop against Ohio State.

6 BUCKNELL 65, MONMOUTH 43 SOJKA PAVILION LEWISBURG, PA. • DEC. 1, 2018

Bucknell parlayed a dominant defensive effort into a 65-43 win over Monmouth Saturday at Sojka Pavilion. The Bison held the Hawks to 24 points over the game's final 28 minutes and turned a five-point deficit into a 22-point victory. The 43 points by Monmouth was the fewest scored by a Bison opponent since Bucknell held Navy to 42 points on March 6, 2013. Avi Toomer spurred the Orange and Blue attack on both ends of the floor, registering career highs with 17 points and four steals. Nate Sestina recorded his third double-double in four games this season with 16 points and 10 rebounds.

Table with columns: VISITORS: Monmouth 0-9, Player, fg, fga, ft, fta, of, de, tot, pf, tp, a, to, blk, s, min. Includes player stats for Mustapha Traore, Diago Quinn, Ray Salnave, etc.

Table with columns: HOME TEAM: Bucknell 3-3, Player, fg, fga, ft, fta, of, de, tot, pf, tp, a, to, blk, s, min. Includes player stats for Moore, Bruce, Sestina, Nate, etc.

Officials: Leon Sandiford, Nathan Hall, Alvin Cox. Technical fouls: Monmouth-None. Bucknell-None. Attendance: 2579. Score by Periods: 1st 22, 2nd 21, Total 43.

7 BUCKNELL 92, LA SALLE 79 TOM GOLA ARENA PHILADELPHIA, PA. • DEC. 4, 2018

Nate Sestina scored a career-high 24 points, Kimbal Mackenzie added 19 points, and Avi Toomer posted a career-high 17 points for the second straight game to help Bucknell run past La Salle 92-79 in a frenetic affair at Tom Gola Arena. It was a tremendous all-around effort for the Bison, who had to manage foul trouble throughout the game. All 11 players who saw action for Bucknell scored points, and nine of the 11 had assists as the Bison shot 56% overall and went 11-for-24 from the 3-point arc, despite an 0-for-6 start. Toomer had another terrific performance, adding six assists, six rebounds and three steals to his 17 points. He hit 4 of 6 from 3-point range, including two in a row around the five-minute mark of the second half to help the Bison thwart a La Salle comeback attempt.

Table with columns: VISITORS: Bucknell 4-3, Player, fg, fga, ft, fta, of, de, tot, pf, tp, a, to, blk, s, min. Includes player stats for Moore, Bruce, Sestina, Nate, etc.

Table with columns: HOME TEAM: La Salle 0-9, Player, fg, fga, ft, fta, of, de, tot, pf, tp, a, to, blk, s, min. Includes player stats for Brooks, Miles, Crosswell, Ed, etc.

Officials: Jeff Clark, Leslie Jones, Bart Lenox. Technical fouls: Bucknell-None. La Salle-None. Attendance: 1321. Score by Periods: 1st 40, 2nd 52, Total 92.

8 #15/14 OHIO STATE 73, BUCKNELL 71 VALUE CITY ARENA COLUMBUS, OHIO • DEC. 15, 2018

Bucknell gave No. 15/14 Ohio State all it could handle, but two contested 3-pointers would not drop in the final seconds, and the Buckeyes prevailed 73-71 before 14,241 at Value City Arena. Kimbal Mackenzie and Avi Toomer led four Bison in double figures with 13 points, while Kaleb Wesson tallied 22 points and 10 rebounds to pace the Buckeyes. Bucknell trailed 37-25 with four minutes left in the first half, but then over the next seven minutes surrounding halftime, the Bison outscored Ohio State 24-4 and took an eight-point lead in the early stages of the second half. After the Buckeyes regained the lead, Toomer's third trey of the day cut it to 73-71. Bucknell then poked the ball loose on the inbound, and John Meeks dove on the loose ball and called timeout. The Bison went for three and the win, but Ohio State defended it well.

Table with columns: VISITORS: Bucknell 4-4, Player, fg, fga, ft, fta, of, de, tot, pf, tp, a, to, blk, s, min. Includes player stats for Moore, Bruce, Sestina, Nate, etc.

Table with columns: HOME TEAM: #15/14 Ohio State 9-1, Player, fg, fga, ft, fta, of, de, tot, pf, tp, a, to, blk, s, min. Includes player stats for Wesson, Andre, Young, Kyle, etc.

Officials: Lewis Garrison, Donnie Eppley, Larry Sciroto. Technical fouls: Bucknell-None. #15/14 Ohio State-None. Attendance: 14241. Score by Periods: 1st 40, 2nd 31, Total 71.

9 SAINT MARY'S 85, BUCKNELL 56 MCKEON PAVILION MORAGA, CALIF. • DEC. 19, 2018

Jordan Ford scored 21 of his game-high 28 points in the opening half, and Saint Mary's defeated Bucknell 85-56 at McKeon Pavilion. Bruce Moore equaled his career high with 18 points, and Kimbal Mackenzie added 14 for the Bison Ford, the Gaels' lightning-quick point guard, nearly hit his season average of 22 points in the first period, as he helped Saint Mary's run out to a 42-28 halftime lead. Jordan Hunter had 15 points and Tanner Krebs 12 for the Gaels, who shot 55% on the night and hit 10 of 21 attempts from the 3-point arc. Bucknell was held to 35% shooting and managed just five treys in 25 attempts.

Table with columns: VISITORS: Bucknell 4-5, Player, fg, fga, ft, fta, of, de, tot, pf, tp, a, to, blk, s, min. Includes player stats for Mackenzie, Kimbal, Sestina, Nate, etc.

Table with columns: HOME TEAM: Saint Mary's (Calif.) 8-5, Player, fg, fga, ft, fta, of, de, tot, pf, tp, a, to, blk, s, min. Includes player stats for Fitts, Malik, Fottu, Dan, etc.

Officials: John Higgins, Tony Padilla, Horace Shields. Technical fouls: Bucknell-None. Saint Mary's (Calif.)-None. Attendance: 2622. Score by Periods: 1st 28, 2nd 28, Total 56.

10 BUCKNELL 84, RHODE ISLAND 82 DIAMOND HEAD CLASSIC • SHERIFF CENTER HONOLULU, HAWAII • DEC. 22, 2018

Bruce Moore matched his career high for the second straight game with 18 points, including the go-ahead tip-in with 1:08 remaining in the game, helping Bucknell to an 84-82 win over Rhode Island in a first-round heartstopper at the Hawaiian Airlines Diamond Head Classic. Nate Sestina logged 16 points and 10 rebounds, Jimmy Sotos had 16 points and six assists, and Avi Toomer chipped in 13 points for the Bison. The Bison scored 49 points, shot 54.8% from the field, and hit 7 of 13 from the 3-point arc over the final 20 minutes to erase a seven-point halftime deficit. Bucknell trailed by as many as 11 late in the first half but made some headway before the break, pulling within 42-35. The Bison then hit four 3-pointers in the first five minutes of the second half — two each by Sotos and Moore — to regain the lead at 51-47.

Table with columns: VISITORS: Rhode Island 5-4, Player, fg, fga, ft, fta, of, de, tot, pf, tp, a, to, blk, s, min. Includes player stats for Harris, Jermaine, Russell, Fatts, etc.

Table with columns: HOME TEAM: Bucknell 5-5, Player, fg, fga, ft, fta, of, de, tot, pf, tp, a, to, blk, s, min. Includes player stats for Mackenzie, Kimbal, Sotos, Jimmy, etc.

Officials: Mike Greenstein, Kevin Brill, Ryan Wells. Technical fouls: Rhode Island-None. Bucknell-None. Attendance: 5659. Score by Periods: 1st 42, 2nd 40, Total 82.





11

TCU 82, BUCKNELL 65  
DIAMOND HEAD CLASSIC • SHERIFF CENTER  
HONOLULU, HAWAII • DEC. 23, 2018

Desmond Bane led six TCU players in double figures with 16 points, and the Horned Frogs used a big run early in the second half to gain some separation in what became an 82-65 decision in the semifinal round of the Diamond Head Classic. Kimbal Mackenzie scored 16 points and Nate Sestina had his second straight double-double with 14 points and 11 rebounds for the Bison. Nate Jones came off the bench to score 12 points on perfect 4-for-4 shooting from beyond the arc. TCU, which was receiving votes in both major polls, led by just three at the half at 44-41, but the Horned Frogs exploded for an 8-0 run just three possessions into the second half to take its largest lead of the night.

VISITORS: Bucknell 5-6

#	Player	tot-fg		3-pt		rebounds			a	to	blk	s	min				
		fg	fga	fg	fga	ft	fta	de						tot	pf	tp	
01	Mackenzie, Kimbal	* 4	17	1	9	7	8	0	1	7	2	16	3	0	0	36	
03	Sotos, Jimmy	* 2	8	0	4	0	0	0	6	6	2	4	4	3	0	1	33
04	Sestina, Nate	* 3	11	2	4	4	4	0	6	7	11	2	14	1	6	0	34
11	Toomer, Avi	* 1	1	1	3	5	6	0	2	2	5	8	0	0	0	0	23
13	Moore, Bruce	* 4	7	0	2	0	0	1	3	4	1	8	0	2	0	1	34
00	Newman, Paul	0	1	0	0	0	0	0	2	2	4	4	1	0	2	0	9
02	Ellis, Walter	0	0	0	0	0	0	0	0	0	0	0	0	0	0	0	3
05	Sechan, Jordan	0	0	0	0	0	0	0	0	0	0	0	0	0	0	0	0
10	Funk, Andrew	0	1	0	1	0	0	0	0	0	0	0	0	0	0	0	6
12	Meeks, John	0	0	0	0	0	0	0	0	0	0	0	0	0	1	0	3
14	Robertson, Ben	1	1	0	0	0	0	0	2	2	0	2	0	1	0	0	2
15	Jones, Nate	4	4	4	4	0	0	0	0	0	0	1	12	0	0	0	17
23	Spear, Kahliel	0	0	0	0	0	0	0	0	0	0	0	0	0	0	0	0
Team																	
Totals		20	53	8	27	17	20	7	24	31	18	65	8	15	0	2	200

HOME TEAM: TCU 10-1

#	Player	tot-fg		3-pt		rebounds			a	to	blk	s	min				
		fg	fga	fg	fga	ft	fta	de						tot	pf	tp	
01	Bane, Desmond	* 7	14	2	5	0	0	1	6	7	0	16	2	0	0	0	35
10	Fisher, Jaylen	* 4	10	2	4	0	0	1	3	3	14	1	0	0	0	1	32
15	Miller, JD	* 3	8	0	2	6	6	2	6	6	4	12	0	2	0	0	21
21	Samuel, Kevin	* 6	10	0	0	2	2	5	4	9	3	14	0	1	0	0	20
25	Robinson, Alex	* 5	12	0	2	1	4	1	1	2	11	11	4	0	0	0	39
00	Archie, Kaden	0	2	0	0	1	0	0	0	0	0	0	0	0	0	0	7
02	Ellis, Walter	0	0	0	0	0	0	0	0	0	0	0	0	0	0	1	4
05	Davis, Kendrick	0	0	0	0	0	0	0	0	0	0	0	0	0	0	0	1
12	Noi, Kouat	3	8	3	8	4	4	0	7	7	2	13	1	1	0	2	29
22	Nemhard, RJ	1	1	0	0	0	0	0	3	3	1	2	0	1	0	1	13
Team																	
Totals		29	65	9	28	15	20	12	26	38	16	82	15	9	0	8	200

Officials: Darron George, Keith Kimble, Bart Lennox  
Technical fouls: Bucknell-None. TCU-None.  
Attendance: 5904  
Score by Periods: Bucknell 41, 24, 65; TCU 44, 28, 82

12

BUCKNELL 97, UNLV 72  
DIAMOND HEAD CLASSIC • SHERIFF CENTER  
HONOLULU, HAWAII • DEC. 25, 2018

Led by 14 points and a tournament-record 12 assists from point guard Jimmy Sotos, Bucknell dominated UNLV from start to finish and won 97-72 to take third place at the Diamond Head Classic. The Bison went 14-for-25 from 3-point range and led by as many as 36 points at one point in the second half. Six Bison scored in double figures, paced by Kimbal Mackenzie with 16 points. The Bison shot 57.8% overall and had 26 assists on 37 made field goals en route to a 2-1 mark in their first-ever trip to Hawaii.

VISITORS: UNLV 6-6

#	Player	tot-fg		3-pt		rebounds			a	to	blk	s	min				
		fg	fga	fg	fga	ft	fta	de						tot	pf	tp	
24	Ntambwe, Joel	f	4	17	2	5	3	4	3	4	7	1	13	0	0	1	30
30	T. Tchatchoua, J.	f	4	7	0	0	1	2	5	1	6	3	9	0	1	0	17
34	Diong, Mbacke	f	2	4	0	0	0	0	2	4	6	2	4	0	2	2	17
01	Clyburn, Kris	g	3	12	0	4	0	1	6	4	10	0	6	1	3	0	22
05	Robotham, Noah	g	2	9	0	5	0	1	0	1	1	4	3	1	0	0	24
02	Coupet Jr., Ben	0	1	0	1	0	0	0	1	1	0	0	0	0	1	0	3
03	Hardy, Amauri	5	10	0	3	2	2	3	3	6	1	12	2	2	0	1	29
13	Hamilton, Bryce	2	6	2	3	1	2	0	1	1	1	7	0	0	0	0	18
14	Beck, Tervell	3	4	0	1	0	0	1	1	2	5	6	0	0	0	0	16
20	Blair, Nick	0	1	0	1	2	0	0	0	0	0	0	1	0	0	0	6
22	Woodburg, Trey	3	6	0	2	0	1	1	0	1	6	1	0	1	0	1	13
31	Coleman, Marvin	2	2	0	0	0	0	0	0	0	0	0	4	0	0	0	5
Team																	
Totals		30	79	4	25	8	14	24	20	44	15	72	7	10	4	4	200

HOME TEAM: Bucknell 6-6

#	Player	tot-fg		3-pt		rebounds			a	to	blk	s	min				
		fg	fga	fg	fga	ft	fta	de						tot	pf	tp	
13	Moore, Bruce	f	4	7	2	3	1	2	1	2	3	3	11	0	3	0	26
04	Sestina, Nate	c	6	9	1	2	2	2	1	5	6	3	15	2	2	0	21
01	Mackenzie, Kimbal	g	6	13	3	6	1	2	0	2	2	16	4	2	0	0	27
03	Sotos, Jimmy	g	5	8	1	1	3	3	0	5	2	14	12	1	0	0	27
11	Toomer, Avi	g	3	5	3	2	2	1	2	3	4	11	2	1	0	3	21
00	Newman, Paul	4	6	0	0	0	0	2	2	2	4	2	8	0	0	0	16
02	Ellis, Walter	1	2	0	1	0	0	0	0	0	2	2	1	0	0	0	8
05	Sechan, Jordan	0	1	0	0	0	0	0	0	0	0	0	0	0	0	0	3
10	Funk, Andrew	4	8	3	5	0	0	1	3	3	0	11	1	0	0	0	16
12	Meeks, John	3	4	1	2	0	0	1	2	0	7	1	2	0	0	0	9
14	Robertson, Ben	0	0	0	0	0	0	0	1	1	0	0	1	0	0	0	8
15	Jones, Nate	0	0	0	0	0	0	0	3	3	0	1	0	1	0	0	15
23	Spear, Kahliel	1	1	0	0	0	0	0	0	0	0	0	2	0	0	0	3
Team																	
Totals		37	64	14	25	9	13	9	27	36	19	97	26	12	3	3	200

Officials: Kevin Brill, Bart Lenox, Jeff Malham  
Technical fouls: UNLV-Team. Bucknell-None.  
Attendance: 5752  
Score by Periods: UNLV 30, 42, 72; Bucknell 47, 50, 97



Jimmy Sotos scores in Bucknell's victory over Colgate at Sojka Pavilion.

13

BUCKNELL 64, ARMY 63  
CHRISTL ARENA  
WEST POINT, N.Y. • JAN. 2, 2019

Avi Toomer finished a go-ahead layup with 1.6 seconds remaining, capping one of the biggest comebacks in Division I college basketball history as Bucknell rallied from a 26-point, second-half deficit to beat Army West Point 64-63. Nate Sestina scored 17 of his 22 points in the early stages of the second half and added 12 rebounds as the Bison opened up Patriot League play with an improbable victory on the road. Bucknell shot just 4-for-27 in the first half and trailed 37-13 at the break. Army scored on its first possession of the second half to go up by 26, but the Bison outscored the Black Knights 51-24 the rest of the way.

VISITORS: Bucknell 7-6, 1-0 PL

#	Player	tot-fg		3-pt		rebounds			a	to	blk	s	min					
		fg	fga	fg	fga	ft	fta	de						tot	pf	tp		
13	Moore, Bruce	f	0	6	0	2	0	0	1	2	3	5	0	0	3	0	23	
01	Mackenzie, Kimbal	g	3	9	0	3	9	0	0	2	2	2	15	2	2	0	36	
03	Sotos, Jimmy	g	3	6	2	4	1	2	1	6	7	2	9	0	1	0	34	
04	Sestina, Nate	g	9	17	4	8	0	0	1	11	12	2	22	0	3	0	33	
11	Toomer, Avi	g	3	6	0	2	1	2	0	6	6	4	7	2	1	0	1	27
00	Newman, Paul	1	1	0	0	0	0	1	1	1	2	0	0	0	0	0	1	6
02	Ellis, Walter	0	0	0	0	0	0	0	0	0	0	0	0	0	0	0	3	
10	Funk, Andrew	1	3	1	3	0	0	0	1	1	3	0	0	0	0	0	11	
12	Meeks, John	2	6	1	3	1	2	4	6	0	6	0	0	1	0	0	17	
14	Robertson, Ben	0	1	0	1	0	0	0	0	0	0	0	0	0	0	0	2	
15	Jones, Nate	0	2	0	2	0	0	0	1	1	0	0	0	0	0	0	8	
TEAM																		
Totals		22	57	8	28	12	16	7	35	42	18	64	15	15	2	2	200	

HOME TEAM: Army 5-9, 0-1 PL

#	Player	tot-fg		3-pt		rebounds			a	to	blk	s	min				
		fg	fga	fg	fga	ft	fta	de						tot	pf	tp	
35	Kling, Alex	f	1	4	0	3	0	0	1	1	4	2	1	0	0	0	15
14	Wilson, Matt	c	9	17	0	0	2	5	2	13	15	4	20				





# 2018-19 GAME RECAPS

# 16

**BUCKNELL 55, AMERICAN 54**  
**SOJKA PAVILION**  
**LEWISBURG, PA. • JAN. 12, 2019**

Nate Sestina hit the tying and go-ahead 3-pointers in the final minutes of regulation, and the defense took it from there as Bucknell held off American 55-54 at Sojka Pavilion. The Bison held on for the win as Sa'eed Nelson's long 3-point attempt at the buzzer rimmed out for the Eagles. Sestina tied the score at 52 on a triple from the left side with 2:43 on the clock. After American missed the front end of a 1-and-1 and the two teams traded misses, Sestina took a pass from Jimmy Sotos on the left wing, hesitated as a defender flew past him, and then swished another 3-pointer with 1:17 to go that gave the Bison the lead for good. Sestina scored a game-high 14 points for the Bison, while battling foul trouble throughout the game. Moore recorded his first career double-double with 10 points and a career-high 15 rebounds, and Sotos logged 10 points, six assists and four rebounds.

VISITORS: American 8-7, 2-2 PL

#	Player	tot-fg		3-pt		rebounds		a	to	blk	s	min																					
		fg	fga	fg	fga	ft	fta						of	de	tot	pf	tp																
13	Marvin Bragg	f	1	2	0	0	0	0	0	1	1	0	2	1	0	2	0	15															
22	Sam Iorio	f	3	10	1	6	0	0	12	12	1	7	1	2	2	1	39	19															
23	Mark Gasperini	c	2	9	0	0	0	0	2	2	3	4	1	1	1	2	27	27															
00	Sa'eed Nelson	g	6	17	0	3	6	9	2	4	6	1	18	7	6	0	2	37															
05	Larry Motuzis	g	3	6	2	4	1	2	1	3	4	3	9	0	0	1	30	30															
01	Jesse Little	g	0	0	0	0	0	1	0	0	0	1	0	0	0	0	0	1															
02	Stacy Beckton Jr.	g	4	9	1	2	0	0	1	2	3	4	9	1	0	1	3	26															
21	Josh Alexander	g	1	2	0	1	2	0	2	2	3	3	3	0	2	0	0	12															
41	Jacob Boonyasith	g	1	4	0	2	0	0	0	0	0	2	0	0	0	0	1	13															
TEAM																																	
Totals.....		21		59		4		17		8		14		7		28		35		16		54		11		11		7		9		200	

HOME TEAM: Bucknell 9-7, 3-1 PL

#	Player	tot-fg		3-pt		rebounds		a	to	blk	s	min																					
		fg	fga	fg	fga	ft	fta						of	de	tot	pf	tp																
13	Moore, Bruce	f	3	10	0	1	4	7	3	12	15	3	10	1	1	1	0	31															
04	Sestina, Nate	c	6	11	2	3	0	0	1	2	3	4	14	0	0	1	1	25															
01	Mackenzie, Kimbal	g	3	11	1	5	0	0	0	2	2	7	7	0	3	1	0	36															
03	Sotos, Jimmy	g	3	11	1	3	3	5	0	4	4	2	10	6	4	0	1	32															
11	Toomer, Avi	g	2	5	0	2	1	2	0	3	2	5	3	4	1	0	31	31															
00	Newman, Paul	g	2	2	0	0	1	2	0	4	2	5	0	1	1	1	15	15															
02	Ellis, Walter	g	0	0	0	0	0	0	0	1	1	1	0	0	0	0	0	3															
10	Funk, Andrew	g	1	3	1	3	0	0	0	1	1	0	3	0	0	0	0	9															
12	Meeks, John	g	0	0	0	0	0	0	0	0	0	0	0	0	0	0	0	9															
14	Robertson, Ben	g	0	2	0	2	1	2	0	1	0	1	0	0	0	0	0	9															
TEAM																																	
Totals.....		20		51		5		19		10		18		6		31		37		16		55		12		13		5		3		200	

Officials: Paul Faia, George McDaniels, Dawud Mills  
Technical fouls: American-None. Bucknell-None.

Attendance: 3092

Score by Periods	1st	2nd	Total
American	30	24	54
Bucknell	28	27	55

# 19

**BUCKNELL 71, LOYOLA 68**  
**SOJKA PAVILION**  
**LEWISBURG, PA. • JAN. 23, 2019**

Jimmy Sotos sank three free throws with 5.8 seconds remaining in the game to give Bucknell a 71-68 victory over Loyola Maryland on Wednesday night at Sojka Pavilion. The Bison were able to hold off the Greyhounds, who went on a 10-0 run over two minutes to tie the score at 68 with 35.3 seconds left in regulation. Bucknell took a 37-25 lead into halftime thanks to some spirited bench play. Nate Jones made three 3-pointers and freshman Kahliel Spear hit a pair of threes and blocked two shots in three minutes of action. Spear, playing for the first time in a league game, came on after both Nate Sestina and Paul Newman experienced early foul difficulty. Kimbal Mackenzie scored a team-high 16 points for the Bison to go along with five assists and three steals.

VISITORS: Loyola Maryland 7-13

#	Player	tot-fg		3-pt		rebounds		a	to	blk	s	min																					
		fg	fga	fg	fga	ft	fta						of	de	tot	pf	tp																
01	Kavaughn Scott	f	2	2	0	0	1	2	0	2	2	4	5	2	1	0	2	18															
00	Isaiiah Hart	g	6	11	2	3	1	2	0	2	2	5	15	1	1	0	1	30															
02	Jaylin Andrews	g	3	6	2	3	2	2	1	4	5	1	10	0	3	0	1	34															
10	Andrew Kosticka	g	9	16	0	3	8	12	2	3	5	4	26	7	5	0	1	35															
14	Chuck Champion	g	1	9	0	6	0	0	1	2	3	1	2	2	1	0	1	30															
05	James Fives	g	1	2	1	1	0	0	2	1	3	1	3	0	1	0	11																
15	Sam Norton	g	0	0	0	0	0	0	0	1	1	0	0	0	0	0	6																
22	Casmir Ochiaka	g	3	5	0	0	1	1	0	4	4	2	7	1	1	2	22																
25	Kenneth Jones	g	0	3	0	2	0	0	0	1	1	0	0	1	0	0	14																
TEAM																																	
Totals.....		25		54		5		18		13		19		9		20		29		18		68		14		13		2		8		200	

HOME TEAM: Bucknell 12-7

#	Player	tot-fg		3-pt		rebounds		a	to	blk	s	min																			
		fg	fga	fg	fga	ft	fta						of	de	tot	pf	tp														
13	Moore, Bruce	f	4	6	1	2	2	2	0	3	3	4	11	0	0	0	0	18													
04	Sestina, Nate	c	3	13	0	4	0	0	2	5	7	3	6	2	5	3	1	32													
01	Mackenzie, Kimbal	g	1	2	0	6	4	0	0	0	2	6	5	3	0	3	36														
03	Sotos, Jimmy	g	5	12	0	3	3	0	2	2	3	5	5	3	0	0	27														
11	Toomer, Avi	g	5	8	2	4	2	2	4	0	3	4	0	1	0	2	21														
00	Newman, Paul	g	0	1	0	0	0	0	0	0	3	0	0	1	0	0	3														
10	Funk, Andrew	g	0	0	0	0	0	0	0	1	1	0	0	0	0	0	16														
12	Meeks, John	g	1	5	0	1	0	0	1	1	2	3	1	0	0	0	19														
14	Robertson, Ben	g	1	1	0	0	0	0	0	1	1	0	2	0	0	0	6														
15	Jones, Nate	g	3	5	3	4	0	0	2	2	0	9	2	0	0	0	19														
23	Spear, Kahliel	g	2	2	2	2	0	0	0	2	2	1	6	0	0	2	3														
TEAM																															
Totals.....		25		55		10		23		11		8		20		28		71		18		14		5		6		200			

Officials: Dwayne Gladden, Chris Balunek, Dwayne Gladden  
Technical fouls: Loyola Maryland-None. Bucknell-None.

Attendance: 2243

Score by Periods	1st	2nd	Total
Loyola Maryland	25	43	68
Bucknell	37	34	71

# 17

**BUCKNELL 93, HOLY CROSS 78**  
**SOJKA PAVILION**  
**LEWISBURG, PA. • JAN. 14, 2019**

A record-setting performance from Bucknell senior Nate Sestina and two critical 3-pointers down the stretch from classmate Kimbal Mackenzie led the Bison to a 93-78 victory over Holy Cross. Sestina made all 11 of his field goal attempts without a miss, setting the Bucknell single-game record and tying the Patriot League mark on his way to a career-high 32 points. Sestina made his lone three-point field goal attempt and all 10 of his two-point field goals, while also making nine out of 10 free throw attempts. Donald Brown held the previous Bucknell mark of made field goals in a game without a miss, making all 10 of his shots against Lehigh, exactly 15 years earlier, Jan. 14, 2004. Additionally, he tied the Sojka Pavilion record for points scored by a Bison player, matching the output by Chris Hass, on March 5, 2015, against Holy Cross, and Zach Thomas, on Jan. 31, 2018, against Army.

VISITORS: Holy Cross 11-7, 2-3 PL

#	Player	tot-fg		3-pt		rebounds		a	to	blk	s	min																					
		fg	fga	fg	fga	ft	fta						of	de	tot	pf	tp																
03	Jacob Grandison	f	2	8	2	8	0	0	1	2	6	2	4	0	1	31																	
15	Matt Faw	f	5	7	2	4	0	0	0	2	2	5	12	2	0	0	17																
20	Jehyve Floyd	f	11	15	0	0	0	3	7	1	6	7	25	2	5	2	35																
00	Caleb Brown	g	3	10	1	2	0	0	2	2	4	0	7	3	0	0	36																
04	Austin Butler	g	7	14	3	6	0	0	6	3	9	2	17	3	1	1	35																
11	Patrick Benzan	g	3	6	0	0	2	2	0	2	3	8	4	2	0	2	30																
12	Clayton Le Sann	g	0	1	0	1	0	0	0	0	2	0	2	0	1	0	6																
31	Matt Zignorski	g	0	0	0	0	3	4	0	0	2	3	0	0	0	0	10																
TEAM																																	
Totals.....		31		61		8		21		8		13		10		16		26		18		78		17		12		3		5		200	

HOME TEAM: Bucknell 10-7, 4-1 PL

#	Player	tot-fg		3-pt		rebounds		a	to	blk	s	min					
		fg	fga	fg	fga	ft	fta						of	de	tot	pf	tp
13	Moore, Bruce	f	2	3	1	2	3	1	9	10	3	8	2	1	1	1	31
04	Sestina, Nate	c	11	11	1	9	10	5	2	7	4	32	1	3	1	0	28
01	Mackenzie, Kimbal	g	5	12	4	10	3	3	0	1	1	17	2	0	0	2	33
03	Sotos, Jimmy	g	4	8	0	2	0	0	1	4	5	10	8	3	0	0	29
11	Toomer, Avi	g	4	14	3	11											





22

BUCKNELL 94, LAFAYETTE 66  
KIRBY SPORTS CENTER  
EASTON, PA. • FEB. 2, 2019

Kimbal Mackenzie scored a career-high 31 points, and Nate Sestina poured in 22 more on 10-for-12 shooting to send Bucknell past Lafayette 94-66 at Kirby Sports Center. The key stretch in the game came after Lukas Jarrett scored in the lane for the Leopards to tie the score at 26 with 6:49 left in the first half. Bucknell held Lafayette without a field goal for the rest of the half and outscored the Leopards 14-3 to take a 40-29 lead to the locker room. The Bison then outscored Lafayette 13-3 in the first 3:36 of the second half, with Sestina scoring eight of those points, to run the margin all the way up to 21.

VISITORS: Bucknell 14-8; 8-2 PL

#	Player	tot-fg		3-pt		rebounds		a	to	blk	s	min						
		fg	fga	fg	fga	ft	fta						of	de	tot	pf	tp	
13	Moore, Bruce	f	2	7	1	4	6	8	4	6	10	4	11	1	0	2	1	24
04	Sestina, Nate	c	10	12	0	2	2	3	0	7	7	22	22	0	1	2	21	21
01	Mackenzie, Kimbal	g	7	12	3	4	14	16	0	2	2	13	1	3	2	0	1	33
11	Toomer, Avi	g	1	6	1	5	0	0	0	6	3	6	3	1	0	1	0	28
15	Jones, Nate	g	1	2	0	1	0	1	3	4	1	2	0	1	0	1	0	23
00	Newman, Paul	g	0	0	0	0	0	0	2	1	3	2	0	1	0	0	0	10
02	Ellis, Walter	g	2	4	0	2	0	0	1	1	4	0	0	0	0	0	0	15
10	Funk, Andrew	g	7	9	1	2	0	0	5	5	0	15	2	1	0	0	20	
12	Meeks, John	g	2	9	0	2	0	2	1	3	1	4	1	0	0	0	13	
14	Robertson, Ben	g	0	3	0	2	0	0	0	0	1	0	0	0	0	0	10	
23	Spear, Kahiel	g	1	3	0	1	0	0	2	2	4	1	2	0	0	0	0	3
	TEAM																	
	Totals.....		33	67	6	25	27	12	36	48	17	94	14	8	4	7	199	

HOME TEAM: Lafayette 5-16; 2-8 PL

#	Player	tot-fg		3-pt		rebounds		a	to	blk	s	min						
		fg	fga	fg	fga	ft	fta						of	de	tot	pf	tp	
13	Good, Sean	f	1	1	0	0	0	1	0	1	1	2	0	0	0	0	4	10
23	Jarrett, Lukas	f	1	3	0	0	2	2	1	4	5	4	4	0	4	0	1	21
05	Suffren, Isaac	g	3	9	1	4	2	4	0	4	0	0	0	0	0	1	19	
11	Jaworski, Justin	g	4	9	2	4	2	2	1	3	4	3	12	0	4	0	0	27
20	Stephens, E.J.	g	0	5	0	3	1	2	0	0	1	2	2	0	0	0	16	
03	Perry, Tyrone	g	2	5	0	2	0	0	1	2	3	4	0	1	0	1	19	
04	Vaughan, Jay	g	0	1	0	1	0	0	0	0	0	0	0	0	0	0	1	
12	Evans, Austin	g	1	2	0	1	0	0	0	0	0	2	1	0	0	0	9	
14	Reichwein, Cal	g	0	2	0	1	0	0	0	0	0	0	0	0	0	0	2	
21	Petrie, Alex	g	6	12	2	5	2	2	3	3	1	6	2	0	0	2	19	
24	Stout, Kyle	g	0	3	0	3	0	0	3	3	1	0	0	0	0	0	15	
33	Zalys, Paulius	g	4	11	1	2	3	2	2	4	4	11	1	0	0	0	19	
44	Hastings, Dylan	g	2	7	1	2	0	1	2	4	6	5	1	0	1	0	23	
	TEAM																	
	Totals.....		24	70	7	28	11	16	12	26	38	21	66	7	14	5	6	200

Officials: Dennis Allocco, Andrew Marotta, Patrick Rock  
Technical fouls: Bucknell-None. Lafayette-None.  
Attendance: 1487  
Score by Periods: 1st 2nd Total  
Bucknell 40 54 94  
Lafayette 29 37 66

23

BUCKNELL 84, LOYOLA 72  
REITZ ARENA  
BALTIMORE, MD. • FEB. 6, 2019

Kimbal Mackenzie hit a career-high six 3-pointers and scored 24 points, Nate Sestina added 22 points, and both seniors came up with critical plays down the stretch to help Bucknell defeat Loyola 84-72. Loyola fell despite 29 points from Patriot League scoring leader Andrew Kostecka and 17 from Isaiah Hart. Bucknell led 58-43 with 10:43 to go, but the Greyhounds went on a 15-2 surge to pull within 60-58. Mackenzie ended the run with a huge 3-pointer that ignited a 7-0 run that stretched the margin back up to nine. Later, Sestina scored a big bucket in the lane and then Mackenzie swished a deep three from the top of the key at the end of the shot clock to make it a 76-67 game with 1:11 to go. Seconds later, Mackenzie drew his second charge of the night on Kostecka, this one resulting in his fifth foul. Mackenzie and Sestina both knocked down key free throws in the final minute to ice the win.

VISITORS: Bucknell 15-8; 9-2 PL

#	Player	tot-fg		3-pt		rebounds		a	to	blk	s	min					
		fg	fga	fg	fga	ft	fta						of	de	tot	pf	tp
04	Sestina, Nate	f	9	14	2	4	2	1	6	7	4	22	1	3	1	0	27
13	Moore, Bruce	f	2	8	0	3	7	8	3	2	5	11	3	2	2	0	29
01	Mackenzie, Kimbal	g	8	13	6	10	2	2	3	5	12	1	5	0	0	32	
03	Sotos, Jimmy	g	0	1	0	0	6	6	1	3	4	2	6	6	4	1	28
11	Toomer, Avi	g	1	3	0	2	4	5	1	6	7	4	6	3	0	0	17
00	Newman, Paul	g	1	3	0	0	0	0	3	3	1	2	1	0	0	0	12
02	Ellis, Walter	g	1	3	1	2	0	0	0	1	1	0	3	0	0	0	6
10	Funk, Andrew	g	3	5	1	2	0	0	2	2	1	7	1	0	0	0	17
12	Meeks, John	g	1	3	0	0	1	2	0	0	1	1	0	1	0	0	11
15	Jones, Nate	g	0	4	0	2	0	0	0	0	1	0	1	0	0	0	11
	TEAM																
	Totals.....		26	57	10	25	22	25	10	27	37	84	17	18	4	5	200

HOME TEAM: Loyola Maryland 8-16; 4-7 PL

#	Player	tot-fg		3-pt		rebounds		a	to	blk	s	min					
		fg	fga	fg	fga	ft	fta						of	de	tot	pf	tp
00	Kavanaugh Scott	f	4	10	0	1	0	1	2	4	7	5	8	0	2	0	23
01	Isaiah Hart	g	7	18	0	3	3	4	3	5	4	17	3	0	1	0	38
02	Jaylin Andrews	g	4	9	0	3	3	5	3	8	2	11	1	2	1	2	37
10	Andrew Kostecka	g	10	18	3	5	6	6	0	1	1	25	9	3	1	5	37
25	Kenneth Jones	g	0	2	0	2	0	0	1	1	2	1	0	3	1	0	21
03	Johnson, Luke	g	0	0	0	0	0	0	0	0	0	0	0	0	0	0	0
14	Chuck Champion	g	0	3	0	0	0	0	1	1	0	0	1	0	1	0	9
15	Sam Norton	g	0	3	0	2	0	0	0	2	2	0	0	0	0	0	18
22	Casmir Ochiaka	g	3	3	0	1	3	2	2	4	5	7	0	0	0	0	17
	TEAM																
	Totals.....		28	66	3	16	13	20	14	19	33	24	72	12	14	3	112

Officials: Paul Faa, Sean Hull, Byron Taylor  
Technical fouls: Bucknell-Toomer, Avi. Loyola Maryland-Andrew Kostecka.  
Attendance: 730  
Score by Periods: 1st 2nd Total  
Bucknell 34 50 84  
Loyola Maryland 25 47 72

24

BUCKNELL 82, BOSTON UNIVERSITY 76  
SOJKA PAVILION  
LEWISBURG, PA. • FEB. 9, 2019

Nate Sestina and Kimbal Mackenzie combined for 45 points, with both players going over 20 for the third game in a row, to lead Bucknell to an 82-76 victory over Boston University. Sestina came out hot, scoring 11 points to help Bucknell to a 27-14 lead in the game's first nine minutes. However, he picked up his second foul at the 10:39 mark and sat for the rest of the half. The Terriers outscored the Bison 23-9 during this stretch to take a 40-36 lead into the locker room. Sestina played all 20 minutes in the second half, however, recording 14 points, eight rebounds and three assists, and his two offensive rebounds and put-backs in the final three minutes were critical. Mackenzie was held to a pair of free throws in the first half, but he scored 18 in the second half, making six of his eight field goal attempts, including a pair of threes.

VISITORS: Boston U. 11-14; 4-8 PL

#	Player	tot-fg		3-pt		rebounds		a	to	blk	s	min					
		fg	fga	fg	fga	ft	fta						of	de	tot	pf	tp
02	Tyler Scanlon	f	5	12	2	5	4	4	1	1	2	4	16	6	2	0	31
51	Max Mahoney	f	7	13	0	2	3	2	8	10	2	16	0	1	0	1	31
41	Sukhmail Mathon	c	2	2	0	0	1	0	2	2	3	4	1	0	0	1	13
03	Alex Vilarino	g	4	8	1	1	0	2	0	1	0	9	4	1	0	1	28
30	Javante McCoy	g	7	14	5	8	0	0	1	2	3	2	19	4	1	0	32
01	Garrett Pascoe	g	0	2	0	1	2	2	0	1	1	1	2	0	1	0	11
14	Andrew Petcash	g	2	7	2	6	2	2	0	1	4	8	1	0	0	0	19
15	Jonas Harper	g	0	4	0	2	1	2	0	1	1	2	0	0	0	0	14
32	Jack Hemphill	g	0	3	0	2	1	2	0	2	2	1	1	0	1	0	12
35	Fletcher Tynen	g	0	2	0	1	0	0	0	0	0	2	0	0	0	0	9
	TEAM																
	Totals.....		27	67	10	26	12	18	11	20	31	76	16	9	2	9	200

HOME TEAM: Bucknell 16-8; 10-2 PL

#	Player	tot-fg		3-pt		rebounds		a	to	blk	s	min					
		fg	fga	fg	fga	ft	fta						of	de	tot	pf	tp
13	Moore, Bruce	f	3	7	0	1	4	4	6	10	4	10	1	1	1	0	32
04	Sestina, Nate	c	10	15	4	6	1	1	4	7	11	3	25	3	3	2	25
01	Mackenzie, Kimbal	g	6	11	2	6	6	7	0	3	3	1	20	0	0	0	32
03	Sotos, Jimmy	g	1	5	0	2	0	0	0	3	1	2	7	2	0	1	29
11	Toomer, Avi	g	2	8	1	5	2	4	0	1	1	4	7	5	2	1	28
00	Newman, Paul																





# 2018-19 GAME RECAPS

# 28

## BUCKNELL 118, LAFAYETTE 75 SOJKA PAVILION LEWISBURG, PA. • FEB. 24, 2019

Bucknell put an emphatic end to a two-game losing streak and regained sole possession of first place in the Patriot League behind a scintillating, record-setting offensive performance in a 118-76 win over Lafayette. The Bison piled up their most points in 51 years, falling one shy of the school scoring record, and 10 different players hit a 3-pointer en route to a school and Patriot League-record 21 treys in the game.

VISITORS: Lafayette 10-17, 7-9 PL

#	Player	tot-fg		3-pt		rebounds		a	to	blk	s	min							
		fg	fga	fg	fga	fta	ft						of	de	tot	pf	tp		
13	Good, Sean	f	2	3	0	0	0	1	0	1	1	4	1	0	3	1	18		
23	Jarrett, Lukas	f	0	3	0	1	0	0	0	0	0	0	2	0	1	0	14		
11	Jaworski, Justin	g	2	4	3	2	0	0	0	0	1	5	3	1	0	0	14		
20	Stevens, E.J.	g	2	4	2	2	1	3	0	2	2	0	7	2	1	0	14		
24	Stout, Kyle	g	6	7	5	6	0	0	3	3	1	17	0	1	0	0	20		
03	Perry, Tyrone	g	0	5	0	2	2	0	1	1	1	2	0	0	0	0	21		
04	Vaughan, Jay	g	1	1	1	1	0	0	0	0	0	3	1	0	0	0	3		
05	Suffren, Isaac	g	3	6	0	1	3	5	0	3	3	0	9	2	0	0	1	20	
12	Evans, Austin	g	2	3	1	2	0	0	1	2	1	0	2	0	0	1	1	13	
14	Reichwein, Cal	g	0	3	0	2	0	0	0	0	0	0	2	0	0	0	0	4	
21	Petrie, Alex	g	2	9	1	6	2	4	0	2	2	0	7	0	1	0	0	13	
33	Zalys, Paulius	g	2	5	0	0	1	2	0	2	2	5	3	2	0	1	0	11	
44	Hastings, Dylan	g	3	6	0	2	0	2	0	6	6	1	6	1	0	0	0	22	
54	Cherry, Myles	g	2	3	1	1	1	2	0	1	1	0	6	0	0	0	0	13	
TEAM																			
Totals.....			27	61	12	28	10	19	5	19	24	10	76	17	9	3	5	200	

HOME TEAM: Bucknell 18-10, 12-4 PL

#	Player	tot-fg		3-pt		rebounds		a	to	blk	s	min							
		fg	fga	fg	fga	fta	ft						of	de	tot	pf	tp		
13	Moore, Bruce	f	7	7	1	1	1	3	1	4	5	0	16	3	0	1	0	21	
04	Sestina, Nate	c	4	5	2	3	1	2	0	7	7	2	11	1	0	1	0	15	
01	Mackenzie, Kimbal	g	7	7	3	3	1	1	0	2	2	1	18	2	2	0	0	21	
03	Sotos, Jimmy	g	6	10	3	7	2	2	0	4	4	1	17	9	1	0	2	21	
11	Toomer, Avi	g	4	7	3	4	0	0	0	1	2	1	12	2	1	0	2	22	
00	Newman, Paul	g	1	1	0	0	1	1	1	4	5	3	3	1	1	0	0	16	
02	Ellis, Walter	g	1	5	1	4	0	0	0	4	4	1	3	1	1	0	0	13	
05	Sechan, Jordan	g	1	5	1	3	0	0	0	1	1	2	3	0	2	0	0	8	
10	Funk, Andrew	g	8	9	5	6	0	0	1	1	2	1	21	0	0	1	0	17	
12	Meeks, John	g	0	1	0	0	0	0	0	0	0	1	0	1	0	1	0	4	
14	Robertson, Ben	g	3	3	1	1	0	0	2	4	6	4	7	6	0	0	0	15	
15	Jones, Nate	g	3	6	1	3	1	2	2	3	0	8	3	0	0	0	0	18	
23	Spear, Kahliel	g	0	4	0	1	0	0	0	0	1	0	0	1	0	0	0	9	
TEAM																			
Totals.....			45	70	21	36	7	11	8	34	42	19	118	29	9	5	4	200	

Officials: James Salamone, Leon Sandiford, Ryan Sassano  
 Technical fouls: Lafayette-None. Bucknell-None.  
 Attendance: 2968  
 Score by Periods  
 Lafayette 27 49 76  
 Bucknell 63 55 118

# 31

## #2 BUCKNELL 77, #10 HOLY CROSS 65 PL QUARTERS • SOJKA PAVILION LEWISBURG, PA. • MARCH 7, 2019

Kimbal Mackenzie scored a game-high 27 points, making a career-high seven 3-pointers along the way, to lead Bucknell to a 77-65 victory over Holy Cross in the Patriot League Tournament quarterfinals. Bucknell advanced to the semifinal round for the 22nd time in the 29-year history of the Patriot League Tournament. The victory gave Bucknell a 20-win season for the 15th time in school history, and for the third year in a row.

VISITORS: Holy Cross 16-17

#	Player	tot-fg		3-pt		rebounds		a	to	blk	s	min							
		fg	fga	fg	fga	fta	ft						of	de	tot	pf	tp		
03	Jacob Grandison	f	6	11	1	3	0	0	1	8	9	1	13	2	1	0	0	36	
20	Jehvye Floyd	f	6	13	0	0	1	5	1	4	5	5	13	4	6	2	3	36	
00	Caleb Green	g	4	12	1	3	0	0	0	6	6	3	9	4	2	0	1	38	
04	Austin Butler	g	5	11	1	5	2	3	0	0	0	1	13	1	1	0	1	36	
01	Matt Zignorski	g	1	1	0	0	0	0	0	1	1	0	2	0	0	0	0	13	
02	Kyle Copeland	g	3	5	0	2	0	0	3	0	3	0	6	2	0	0	0	18	
11	Patrick Benzan	g	0	0	0	0	0	0	0	0	0	0	0	0	0	0	0	1	
12	Clayton Le Sann	g	0	0	0	0	0	0	0	0	0	0	0	0	0	0	0	1	
13	Marlon Hargis	g	1	1	0	0	0	0	0	1	1	0	2	0	0	0	0	2	
15	Matt Faw	g	2	6	1	4	2	2	1	2	3	2	7	0	1	1	1	15	
21	Lincoln Yeutter	g	0	0	0	0	0	0	0	0	0	0	0	0	0	0	0	1	
22	Chris Lovisolo	g	0	1	0	0	0	0	0	0	0	0	0	0	0	0	1	1	
42	Blake Verbeek	g	0	0	0	0	0	0	0	0	0	0	0	0	0	0	0	2	
TEAM																			
Totals.....			28	61	4	18	5	10	6	24	30	15	65	13	11	4	6	199	

HOME TEAM: Bucknell 20-11

#	Player	tot-fg		3-pt		rebounds		a	to	blk	s	min							
		fg	fga	fg	fga	fta	ft						of	de	tot	pf	tp		
13	Moore, Bruce	f	0	0	0	0	0	0	1	1	2	4	0	1	2	0	0	15	
04	Sestina, Nate	c	6	12	0	1	2	2	1	8	9	2	14	1	0	2	1	34	
01	Mackenzie, Kimbal	g	9	18	7	13	2	2	0	5	5	17	4	4	0	1	35		
03	Sotos, Jimmy	g	2	3	0	1	2	4	0	2	3	6	5	1	1	0	30		
11	Toomer, Avi	g	2	5	1	3	2	2	0	5	5	2	7	1	1	0	24		
00	Newman, Paul	g	0	2	0	0	0	0	0	1	1	0	0	0	0	1	5		
02	Ellis, Walter	g	0	0	0	0	0	0	0	0	0	0	0	0	0	0	0	1	
05	Sechan, Jordan	g	0	0	0	0	0	0	0	0	0	0	0	0	0	0	0	1	
10	Funk, Andrew	g	3	7	3	7	0	0	0	2	2	0	9	1	0	0	2	22	
12	Meeks, John	g	6	8	1	1	1	1	2	2	4	14	2	3	0	0	21		
14	Robertson, Ben	g	0	1	0	0	0	0	0	0	2	1	0	0	1	0	6		
15	Jones, Nate	g	0	0	0	0	0	0	0	1	1	0	0	0	0	1	5		
23	Spear, Kahliel	g	0	1	0	0	0	0	0	0	1	0	0	0	0	0	1		
TEAM																			
Totals.....			28	57	12	26	9	11	5	30	35	15	77	15	12	4	6	200	

Officials: Sean Hull, Matt Lavigne, Joseph Palacz  
 Technical fouls: Holy Cross-None. Bucknell-None.  
 Attendance: 2107  
 Score by Periods  
 Holy Cross 33 32 65  
 Bucknell 33 44 77

# 29

## NAVY 64, BUCKNELL 53 ALUMNI HALL ANNAPOLIS, MD. • FEB. 27, 2019

Hasan Abdullah scored 17 points, including eight big ones in the closing minutes to help save out a Bucknell rally, leading Navy to a 64-53 decision over the Bison at Alumni Hall. Kimbal Mackenzie scored 15 points for Bucknell, which fell into a three-way tie for first place in the Patriot League. Jimmy Sotos tallied nine points and seven assists, and Nate Sestina had eight points and 12 rebounds, but the Bison could not keep their offensive prowess going after scoring 118 points against Lafayette. The Bison shot 29.6% in the game, went 6-for-27 from the 3-point arc, and were chasing the game right from the start after Navy came out on fire on its Senior Night.

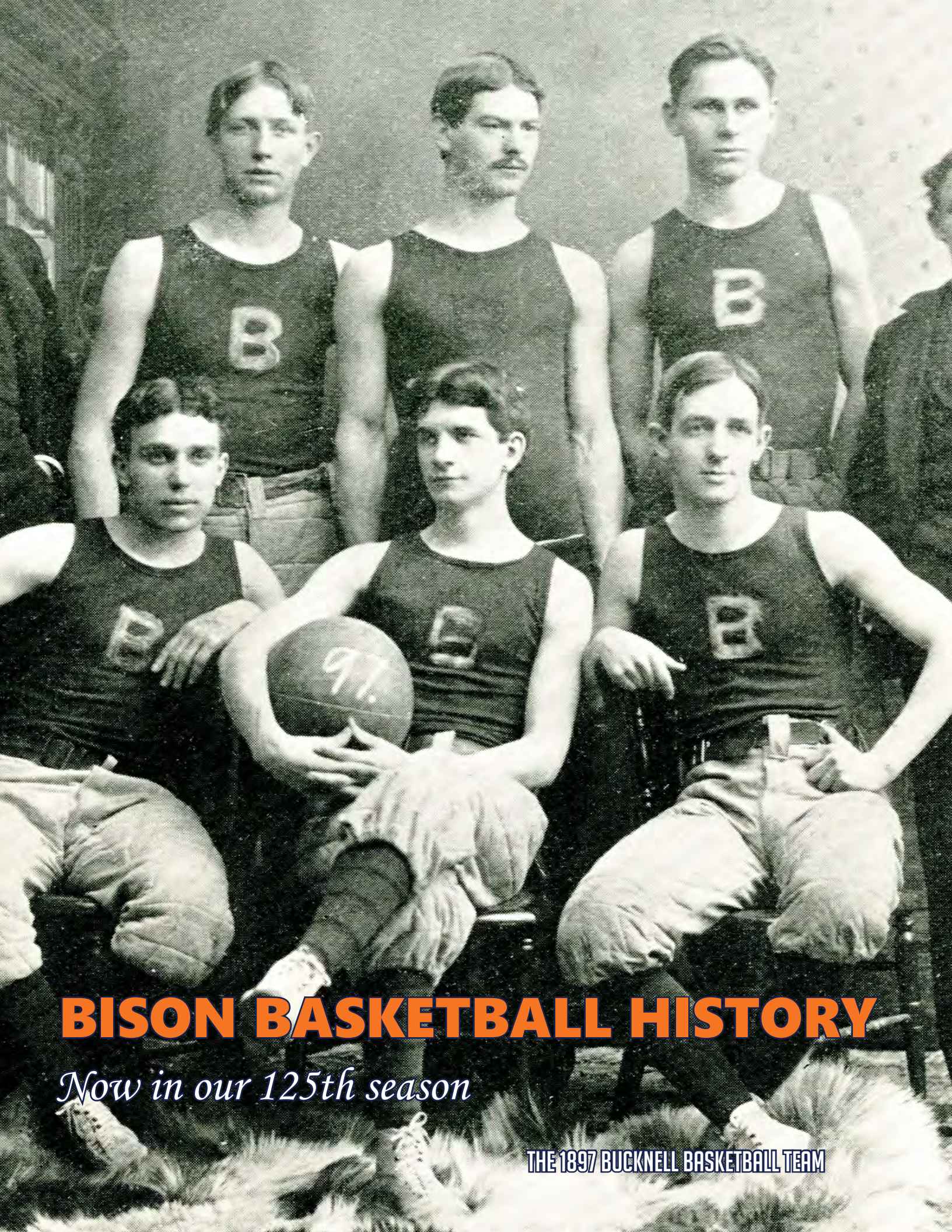
VISITORS: Bucknell 18-11, 12-5 PL

#	Player	tot-fg		3-pt		rebounds		a	to	blk	s	min							
		fg	fga	fg	fga	fta	ft						of	de	tot	pf	tp		
13	Moore, Bruce	f	3	9	0	2	3	3	1	4	5	4	9	1	0	0	2	31	
04	Sestina, Nate	c	2	10	0	5	4	7	1	11	12	2	8	0	1	0	4	34	
01	Mackenzie, Kimbal	g	3	10	3	6	6	6	1	2	3	2	15	2	1	0	1	35	
03	Sotos, Jimmy	g	3	8	1	4	2	2	0	2	4	9	7	3	1	0	1	33	
11	Toomer, Avi	g	1	3	0	2	0	0	1	2	3	5	2	1	0	2	1	22	
00	Newman, Paul	g	2	2	0	0	0	1	1	2	3	0	0	1	0	1	0	9	
02	Ellis, Walter	g	1	1	1	1	0	0	0	0	0	0	0	0	0	0	0	3	
10	Funk, Andrew	g	2	6	1	5	0	0	0	2	2	1	5	1	0	0	0	18	
12	Meeks, John	g	1	4	0	1	0	0	0	0	1	2	0	1	0	0	0	7	
15	Jones, Nate	g	0	1	0	1	0	0	0	1	1	0	0	0	0	0	0	8	
TEAM																			
Totals.....			16	54	6	27	15	18	6	27	33	23	53	12	9	5	5	200	

HOME TEAM: Navy 18-18, 7-10 PL

#	Player	tot-fg		3-pt		rebounds		a	to	blk	s	min						
		fg	fga	fg	fga	fta	ft						of	de	tot	pf	tp	
21	George Kiernan	f	3	10	2	5	2	2	0	4	4	10	0	0	0	1	19	
40	Evan Wieck	c	2	5	0	2	4	3	2	5	4	6	1	1	0	0	26	
02	Hasan Abdullah	g	5	11	1	3	6	9	0	6	6	1	17	8	3	0	4	32
05	Pearson, Ryan	g	1	3	1	3	1	2	0	1	1	0	4	1	0	0	12	
15	Antonelli, Dominick	g	1	1	1	1	0	0	0	0	0	3	0	1	0	0	9	
00	Josiah Strong	g	0	3	0	2	0	0	1	2	3	0	0	0	1	0	0	8
01	John Carter, Jr.	g	5	9	2	3	0	0	2	3	5	2	12	1	0	0		





# **BISON BASKETBALL HISTORY**

*Now in our 125th season*

**THE 1897 BUCKNELL BASKETBALL TEAM**





# YEAR-BY-YEAR RECORDS

Year	Overall			Conference			Head Coach	Captain(s)
	W	L	Pct.	W	L	Pct.		
1895-96	1	3	.250				Student Coaches	D.H. Elliott
1896-97	4	1	.800				Student Coaches	R.B. Mulkie
1897-98	4	4	.400				Student Coaches	A.A. Smith
1898-99	3	5	.375				Student Coaches	C.A. Weymouth
1899-00	6	3	.667				Student Coaches	H.B. Wassell
1900-01	12	1	.923				Student Coaches	C.H. Elliott
1901-02	12	2	.857				Student Coaches	N/A
1902-03	10	0	1.000				Student Coaches	N/A
1903-04	7	5	.583				Student Coaches	Pat Cheesman
1904-05	8	1	.889				Student Coaches	George Cockill
1905-06	10	2	.833				Student Coaches	G.W. Leach
1906-07	10	1	.909				Student Coaches	James Lose
1907-08	12	0	1.000				Student Coaches	Charles O'Brien
1908-09	9	3	.750				George Hoskins	Charles O'Brien
1909-10	7	5	.583				George Hoskins	N.I. Craig
1910-11	5	6	.455				George Hoskins	John Kurtz
1911-12	10	6	.625				C. Fulmer	Herman Zehner
1912-13	4	13	.235				H.E. Zehner	H.V. Fisher
1913-14	4	8	.333				D. Schaffner	Dwite Schaffner
1914-15	5	11	.313				George Cockill	Joe Gidanec
1915-16	10	3	.769				George Cockill	F.C. Brenner
1916-17*	11	5	.676				George Cockill	L.L. Garner
1917-18	11	3	.786				Malcolm Musser	Albert Elliott
1918-19	12	4	.750				Henry Benfer	Andrew Mathieson
1919-20	14	6	.700				Malcolm Musser	Franklin Townsend
1920-21	12	4	.750				Clarence Glass	N/A
1921-22	8	10	.444				Clarence Glass	John Dietrich
1922-23	9	11	.450				Clarence Glass	C.E. Glass
1923-24	1	5	.167				Harry McCormick	Anthony Wilsbach
1924-25	1	5	.167				Harry McCormick	G.H. Fritzinger
1925-26	8	4	.667				Malcolm Musser	Donald Rigg
1926-27	14	4	.778				John Plant	Stanley McCaskey
1927-28	16	5	.762				John Plant	Archie Seiler
1928-29	10	8	.556				John Plant	Louis Woodring
1929-30	6	12	.333				John Plant	Welland Wadsworth
1930-31	6	11	.353				John Plant	Norman Ross
1931-32	7	9	.438				John Plant	James Logan
1932-33	6	8	.429				Malcolm Musser	William Smith
1933-34	2	16	.111				Malcolm Musser	Walter Gilleland
1934-35	0	14	.000				Malcolm Musser	N/A
1935-36	13	4	.765				Malcolm Musser	N/A
1936-37	9	7	.563				Malcolm Musser	N/A
1937-38	7	6	.538				Malcolm Musser	Harold Sager, William Foltz
1938-39	8	8	.500				Malcolm Musser	William Lane
1939-40	13	7	.650				Malcolm Musser	N/A
1940-41	10	7	.588				Malcolm Musser	N/A
1941-42	9	9	.500				Malcolm Musser	Ed Glass, Bob Snyder
1942-43	5	8	.385				John Sitarski	George Haines
1943-44	9	3	.750				J. Ellwood Ludwig	Frank Burns
1944-45	10	7	.588				J. Ellwood Ludwig	Lou Desci
1945-46	6	11	.353				J. Ellwood Ludwig	N/A
1946-47	11	8	.579				J. Ellwood Ludwig	Lou Desci
1947-48	5	17	.227				Jack Guy	N/A
1948-49	2	18	.100				Jack Guy	N/A
1949-50	5	16	.238				Jack Guy	N/A
1950-51	9	13	.409				Jack Guy	N/A
1951-52	8	16	.333				Jack Guy	Don Strassner, Joe Gallagher
1952-53	3	16	.158				Ben Kribbs	N/A
1953-54	4	16	.200				Ben Kribbs	N/A
1954-55	3	18	.143				Ben Kribbs	N/A
1955-56	10	14	.417				Ben Kribbs	Ben Slavitt, Norm Voorhees
1956-57	16	8	.667				Ben Kribbs	Skip Wieder, Marty Tannenbaum
1957-58	16	8	.667				Ben Kribbs	Skip Wieder, Ellis Harley
1958-59	16	7	.696				Ben Kribbs	Hal Danzig, Ellis Harley
1959-60	10	11	.476				Ben Kribbs	Tommy Thompson
1960-61	12	11	.522	5	6	.455	Ben Kribbs	Dick Kniffin, Joe Steiner
1961-62	7	15	.318	2	9	.182	Ben Kribbs	Joe Steiner, Mike Fadden
1962-63	7	16	.304	2	8	.200	Gene Evans	Tom Johnson
1963-64	8	13	.381	3	7	.300	Gene Evans	Don Hester
1964-65	11	13	.458	2	5	.286	Don Smith	Lorry Hathaway, John Matthews
1965-66	15	10	.600	7	2	.778	Don Smith	Larry Kozella
1966-67	11	11	.500	6	3	.667	Don Smith	Matt McMonigle, John Rodgers
1967-68	12	11	.522	4	6	.400	Don Smith	John Murphy
1968-69	13	11	.542	7	3	.700	Don Smith	Ed Farver, Craig Greenwood
1969-70	6	17	.261	3	8	.273	Don Smith	Vic Cegles, Jim Wherry
1970-71	9	14	.391	4	6	.400	Don Smith	William Peterson, Chris Riley
1971-72	5	18	.217	3	6	.333	Don Smith	Harvey Carter

Year	Overall			Conference			Head Coach	Captain(s)
	W	L	Pct.	W	L	Pct.		
1972-73	11	14	.440	6	4	.600	Jim Valvano	Harvey Carter, Jack Darnall
1973-74	8	16	.333	2	8	.200	Jim Valvano	Paul Kerr
1974-75	14	12	.538	4	5	.444	Jim Valvano	Tom McLean, Sam Stettler
1975-76	13	13	.500	5	5	.500	Charlie Woollum	Sam Stettler
1976-77	10	15	.400	5	5	.500	Charlie Woollum	Stephen Oristaglio
1977-78	13	15	.464	5	9	.357	Charlie Woollum	John Callaway, Tom McNichol
1978-79	18	9	.667	11	5	.688	Charlie Woollum	Pat Flannery, Len Klebanoff
1979-80	20	7	.741	13	3	.813	Charlie Woollum	Bob Barry, Pat Flannery
1980-81	12	16	.429	6	10	.375	Charlie Woollum	Al Leslie
1981-82	7	20	.259	3	13	.188	Charlie Woollum	Ray Moss, Deb Okorodudu
1982-83	17	11	.607	9	5	.643	Charlie Woollum	Ray Moss, Jay Wright
1983-84	24	5	.828	14	2	.875	Charlie Woollum	Ed Sigl, Cal Puriefoy
1984-85	19	10	.655	10	4	.714	Charlie Woollum	Jaye Andrews, Eric Hegedus
1985-86	17	12	.586	8	6	.571	Charlie Woollum	Steve Schrader
1986-87	22	9	.710	11	3	.786	Charlie Woollum	Mark Allsteadt, Steve Schrader, Chris Seneca
1987-88	16	12	.571	7	7	.500	Charlie Woollum	John Watson
1988-89	23	8	.742	11	3	.786	Charlie Woollum	Mike Butts, John Watson
1989-90	15	14	.517	6	8	.429	Charlie Woollum	Greg Leggett, Mike Joseph
1990-91	18	13	.581	7	5	.583	Charlie Woollum	Bill Courtney, Keith Fenton
1991-92	21	9	.700	11	3	.786	Charlie Woollum	Bill Courtney, Patrick King
1992-93	23	6	.793	13	1	.929	Charlie Woollum	Mike Bright, Paul Olkowski, Russell Peyton
1993-94	10	17	.370	6	8	.429	Charlie Woollum	Raymond Brown, Chris Simpson
1994-95	13	14	.481	11	3	.786	Pat Flannery	Brian Anderson, Sekou Hamer, Kevin Wenk
1995-96	17	11	.607	8	4	.667	Pat Flannery	Sekou Hamer, Kevin Wenk
1996-97	18	11	.621	9	3	.750	Pat Flannery	J.R. Holden, Gordon Mboya, Tom Welch
1997-98	13	15	.464	8	4	.667	Pat Flannery	J.R. Holden
1998-99	16	13	.552	9	3	.750	Pat Flannery	Willie Callahan, Max Wetzel
1999-00	17	11	.607	8	4	.667	Pat Flannery	Dan Bowen, Brian Muckle
2000-01	14	15	.483	4	8	.333	Pat Flannery	Bryan Bailey, Jake Ramage
2001-02	13	16	.448	8	6	.571	Pat Flannery	Bryan Bailey, Dan Blankenship
2002-03	14	15	.483	7	7	.500	Pat Flannery	Boakai Lalugba, Dan Blankenship
2003-04	14	15	.483	9	5	.643	Pat Flannery	Matt Quinn, Roland Webber
2004-05	24	9	.727	11	3	.786	Pat Flannery	Kevin Bettencourt, Charles Lee
2005-06	27	5	.844	14	0	1.000	Pat Flannery	Kevin Bettencourt, Charles Lee
2006-07	22	9	.710	13	1	.929	Pat Flannery	Abe Badmus, Donald Brown, Chris McNaughton
2007-08	12	19	.387	6	8	.429	Pat Flannery	John Griffin, Darren Mastropaolo, Rob Thomas
2008-09	7	23	.233	4	10	.286	Dave Paulsen	None
2009-10	14	17	.452	9	5	.643	Dave Paulsen	Patrick Behan, Darryl Shazier, Stephen Tyree
2010-11	25	9	.735	13	1	.929	Dave Paulsen	G.W. Boon, Darryl Shazier, Stephen Tyree
2011-12	25	10	.714	12	2	.857	Dave Paulsen	Bryan Cohen, Bryson Johnson, Mike Muscala
2012-13	28	6	.824	12	2	.857	Dave Paulsen	Bryson Johnson, Mike Muscala, Joe Willman
2013-14	16	14	.533	11	7	.611	Dave Paulsen	Cameron Ayers, Steven Kaspar
2014-15	19	15	.559	13	5	.722	Dave Paulsen	Ryan Frazier, Steven Kaspar, Cory Starkey
2015-16	17	14	.548	14	4	.778	Nathan Davis	Ryan Frazier, Chris Hass, Dom Hoffman
2016-17	26	9	.753	15	3	.833	Nathan Davis	Stephen Brown, Nana Foulland, Zach Thomas
2017-18	25	10	.714	16	2	.889	Nathan Davis	Stephen Brown, Nana Foulland, Zach Thomas
2018-19	21	12	.636	13	5	.722	Nathan Davis	Nate Jones, Kimbal Mackenzie, Matt O'Reilly, Nate Sestina
<b>Total</b>	<b>1448</b>	<b>1230</b>	<b>.541*</b>	<b>478</b>	<b>296</b>	<b>.618</b>	* Includes one tie	

### Conference Affiliations:

1960-61 to 1973-74: Middle Atlantic Conference (56-81 — .409)

1974-75 to 1989-90: East Coast Conference (128-93 — .579)

1990-91 to present: Patriot League (294-122 — .707)





Team	W	L	1st Gm.	Last Game	Team	W	L	1st Gm.	Last Game	Team	W	L	1st Gm.	Last Game
Air Force	2	0	1996	B (68-61), 1997	Georgia Southern	3	0	1973	B (65-51), 1998	Presbyterian	1	0	2010	B (71-47), 2010
Akron	0	2	1964	A (87-60), 1966	Gettysburg	66	60	1901	B (82-49), 1986	<b>Princeton</b>	<b>4</b>	<b>14</b>	<b>1902</b>	<b>P (72-70), 2016</b>
Alabama	1	1	1984	B (72-64), 1995	Hartford	1	1	1994	B (80-70), 1995	Providence	0	1	2009	P (76-65), 2009
<b>Albany</b>	<b>6</b>	<b>2</b>	<b>2000</b>	<b>B (61-58), 2014</b>	Hartwick	0	1	1953	H (97-65), 1953	Purdue	1	0	2012	B (70-65), 2012
Albright	30	29	1910	B (63-51), 1975	Harvard	1	1	1959	B (80-73), 1993	Rhode Island	4	5	1947	B (84-82), 2018
Allegheny	2	4	1902	A (48-20), 1910	Haverford	4	0	1928	B (76-44), 2005	Richmond	4	3	1958	B (86-78), 2017
American Intl.	1	0	1971	B (77-67), 1971	Hobart	1	0	1923	B (43-19), 1923	<b>Rider</b>	<b>30</b>	<b>24</b>	<b>1969</b>	<b>B (56-54), 2005</b>
<b>American</b>	<b>42</b>	<b>23</b>	<b>1939</b>	<b>A (76-68), 2019</b>	<b>Hofstra</b>	<b>19</b>	<b>10</b>	<b>1955</b>	<b>B (68-60), 2001</b>	Robert Morris	8	3	1983	B (75-62), 2016
Appalachian St.	0	1	1996	A (71-62), 1996	<b>Holy Cross</b>	<b>44</b>	<b>30</b>	<b>1991</b>	<b>B (77-65), 2019</b>	Rochester	13	3	1917	B (100-81), 1980
Arizona	1	0	2012	B (65-54), 2012	Howard	0	1	1986	H (87-67), 1986	Rutgers	8	22	1923	R (78-48), 2000
Arizona State	1	2	1951	A (79-52), 2002	Illinois State	1	1	1992	I (89-76), 1993	St. Bonaventure	2	5	1988	B (88-85 <sup>OT</sup> ), 2018
Arkansas	1	1	2006	A (101-73), 2017	Iona	2	4	1955	I (105-61), 2000	St. Francis (N.Y.)	5	2	1967	B (78-59), 1987
Armstrong St.	0	1	1973	A (70-67), 1973	Iowa	0	1	1997	I (91-52), 1997	St. Francis (Pa.)	17	12	1927	B (72-50), 2013
<b>Army</b>	<b>58</b>	<b>21</b>	<b>1929</b>	<b>B (62-61), 2019</b>	Iowa State	0	1	2004	I (62-55), 2004	St. John's	0	2	1912	S (67-63), 2013
Ashland	2	0	1903	B (57-12), 1903	Jackson State	1	0	1986	B (65-64 <sup>OT</sup> ), 1986	St. Joseph's	3	18	1951	S (70-83), 2017
Assumption	0	1	1971	A (91-71), 1971	James Madison	0	2	1981	J (85-75), 2010	St. Louis	1	0	1990	B (103-93), 1990
Baldwin-Wallace	1	0	1960	BU (93-76), 1960	Johns Hopkins	1	0	1919	B (33-25), 1919	St. Mary's (Calif.)	0	2	1995	S (85-56), 2018
Ball State	1	2	1971	B (87-83), 2017	Juniata	45	4	1914	B (76-58), 1975	St. Peter's	1	0	1973	B (92-75), 1973
Baltimore Univ.	0	1	1939	BAL (43-29), 1939	Kansas	1	0	2005	B (64-63), 2005	St. Thomas	0	4	1930	S (71-25), 1935
Bethany	1	2	1923	BU (65-42), 1964	Keene State	1	0	1989	B (78-66), 1989	San Diego State	0	1	1987	S (87-70), 1987
Binghamton	3	1	2008	BU (77-63), 2011	Kent State	2	0	2012	B (66-59), 2013	San Francisco	1	0	1995	B (68-65 <sup>OT</sup> ), 1995
Bloomsburg	14	8	1896	BL (73-72), 1981	Keuka	1	0	1908	B (64-19), 1908	Santa Clara	0	1	2005	S (77-68), 2005
Blue Ridge	1	0	1927	BU (34-25), 1927	Kings Point	1	0	1973	B (69-42), 1973	Schuykill	4	0	1928	B (41-36), 1929
Boise State	0	1	1994	BS (78-64), 1994	<b>Lafayette</b>	<b>78</b>	<b>89</b>	<b>1915</b>	<b>B (118-76), 2019</b>	Scranton	10	3	1904	B (96-50), 1998
Boston College	0	2	1951	BC (84-80), 2010	<b>La Salle</b>	<b>8</b>	<b>19</b>	<b>1903</b>	<b>B (92-79), 2018</b>	Seton Hall	0	5	1913	S (81-68), 1977
<b>Boston University</b>	<b>13</b>	<b>5</b>	<b>2005</b>	<b>BK (82-76), 2019</b>	Lebanon Valley	23	9	1905	B (105-62), 1986	Shenandoah	2	0	1904	B (107-61), 2015
Brooklyn	2	0	1984	BU (87-75), 1986	<b>Lehigh</b>	<b>106</b>	<b>68</b>	<b>1902</b>	<b>B (97-75), 2019</b>	<b>Siena</b>	<b>1</b>	<b>4</b>	<b>1985</b>	<b>B (115-92), 2017</b>
Brown	3	1	1962	BR (63-61), 1997	Le Moyne	0	1	1967	L (78-74 <sup>OT</sup> ), 1967	South Alabama	0	1	1977	S (94-68), 1977
Bryant	1	0	2009	BU (59-56), 2009	Lock Haven	7	0	1896	B (85-77), 2000	South Carolina	1	1	1958	S (88-74), 1974
Buffalo	1	8	1907	BUF (72-61), 1965	Long Beach State	1	1	1985	B (61-57), 2007	South Florida	0	1	2001	S (59-56), 2001
Butler	0	2	2013	BUT (86-60), 2016	<b>Loyola (Md.)</b>	<b>18</b>	<b>3</b>	<b>1987</b>	<b>B (84-72), 2019</b>	SMU	0	1	1990	S (88-80), 1990
UC Irvine	0	1	1989	C (85-79), 1989	Lycoming	15	0	1977	B (106-66), 1992	Southern Miss	0	1	1989	S (78-71), 1989
UC Santa Barbara	1	0	2002	B (68-60), 2002	Maine	2	2	1962	B (79-69), 1999	Stanford	0	1	2013	S (72-68), 2013
<b>Canisius</b>	<b>0</b>	<b>7</b>	<b>1917</b>	<b>C (82-73), 2018</b>	Manhattan	4	2	1930	B (76-64), 2016	Stephen F. Austin	1	0	2004	B (62-49), 2004
Capital	1	0	1964	B (84-62), 1964	Mansfield	1	0	1906	B (25-11), 1906	Stetson	0	1	1973	S (59-55), 1973
Carnegie-Mellon	11	3	1909	B (98-52), 1999	Marietta	0	1	1965	M (75-66), 1965	Stony Brook	1	0	2017	B (85-76), 2017
Case Western Reserve	1	0	2014	B (88-65), 2014	Marist	6	4	1986	B (75-72), 2014	Susquehanna*	51	6	1906	B (93-83), 1989
Catholic	1	6	1920	B (36-27), 1926	Marquette	0	1	2010	M (72-61), 2010	Swarthmore	5	4	1904	S (31-14), 1912
Central Arkansas	0	1	2006	C (50-48), 2006	Marshall	0	1	1944	M (52-49), 1944	<b>Syracuse</b>	<b>1</b>	<b>9</b>	<b>1915</b>	<b>S (80-61), 2011</b>
Central Connecticut	0	1	2001	C (68-55), 2001	Maryland	0	8	1976	M (80-78), 2017	TCU	0	1	2018	T (82-65), 2018
Central Florida	1	0	1987	B (87-81), 1987	Md.-Baltimore Co.	6	2	1991	B (70-67), 2001	Temple	5	30	1920	T (73-67), 2014
C.C.N.Y.	2	1	1929	B (84-48), 1962	Md.-Eastern Shore	1	0	2014	B (58-55), 2014	Tennessee	0	1	1957	T (89-71), 1957
The Citadel	0	1	1960	C (95-73), 1960	Marymount	1	0	1993	B (95-55), 1993	Texas A&M	0	1	1993	T (74-69), 1993
Clemson	0	2	1957	C (73-85), 1982	Memphis	0	1	2006	M (72-56), 2006	Texas Tech	0	1	2006	T (72-60), 2006
<b>Colgate</b>	<b>68</b>	<b>46</b>	<b>1920</b>	<b>C (94-80), 2019</b>	Mercer	0	1	2009	M (89-80), 2009	Toledo	0	1	2014	T (92-65), 2014
Coll. of Charleston	0	1	2003	C (76-63), 2003	Messiah	0	1	1982	M (72-70 <sup>OT</sup> ), 1982	Towson	17	8	1983	B (71-57), 2007
Colorado State	0	1	1996	C (83-70), 1996	Miami (Fla.)	0	2	1969	M (93-88), 1970	UNLV	1	0	2018	B (92-72), 2018
Columbia	4	4	1994	C (72-61), 2015	Michigan	0	1	2014	M (77-53), 2014	Upsala	1	1	1977	U (69-65), 1978
Connecticut	0	3	1952	C (81-52), 2011	Michigan State	0	2	2003	M (82-78), 2018	Ursinus	13	1	1916	B (77-62), 2003
Coppin State	1	0	1986	B (89-64), 1986	Middle Tennessee	0	1	1977	M (77-65), 1977	Utica	1	1	1984	U (67-65), 1984
Cornell	25	23	1898	B (72-56), 2013	Minnesota	0	1	2011	M (70-58), 2011	Vanderbilt	1	1	2011	B (75-72), 2016
Cortland	1	1	1955	B (94-67), 1956	Missouri	0	1	2013	M (66-64), 2013	VCU	0	1	2017	V (85-79), 2017
Dartmouth	4	1	1905	B (62-49), 2012	Monmouth	1	2	2016	B (65-43), 2018	<b>Vermont</b>	<b>2</b>	<b>2</b>	<b>1994</b>	<b>B (69-61), 2018</b>
Davidson	1	2	1957	D (91-70), 1967	Montana	0	1	1992	M (63-60), 1992	Villanova	9	16	1908	V (72-65), 2014
Dayton	0	1	1988	D (69-68), 1988	Moravian	3	0	1919	B (85-65), 1978	Virginia	1	2	1961	V (99-49), 2000
Delaware	52	34	1906	B (82-66), 2009	Morehead State	1	0	2011	B (54-50), 2011	VMI	2	1	1961	B (63-60), 1985
DePaul	1	0	2005	B (57-52), 2005	Mount St. Mary's	13	11	1912	B (81-65), 2016	Virginia Tech	0	1	1970	V (57-53), 1970
DePauw	2	0	1968	B (80-71), 1970	Muhlenberg	24	33	1902	B (87-62), 1989	Wabash	1	0	1968	B (86-66), 1968
Dickinson	38	21	1900	B (79-36), 2003	Murray State	0	1	1990	M (81-68), 1990	Wagner	5	6	1956	B (77-73), 2010
Drake	0	1	1998	D (71-53), 1998	<b>Navy</b>	<b>44</b>	<b>36</b>	<b>1920</b>	<b>N (64-53), 2019</b>	Wake Forest	0	8	1974	W (94-74), 2016
Drew	1	0	2000	B (82-62), 2000	Nevada	0	1	2012	N (75-67), 2012	Warren	1	0	1902	B (38-34), 1902
Drexel	15	15	1972	B (81-75), 2008	New Mexico	0	3	1985	N (67-57), 1996	Wash. College	1	0	1988	B (110-77), 1988
Duke	0	3	1959	D (84-50), 2006	New Mexico State	1	0	2012	B (62-49), 2012	Wash. & Jeff.	13	4	1914	B (84-42), 1983
Duquesne	3	5	1921	B (86-83), 1988	New Orleans	0	1	1992	N (90-57), 1992	Washington Univ.	1	0	1966	B (82-66), 1966
East Carolina	1	0	1985	B (68-61 <sup>OT</sup> ), 1985	New York Marit.	1	0	1947	B (43-37), 1947	Waynesburg	0	2	1948	W (72-60), 1949
East Stroudsburg	1	1	1932	E (62-45), 1933	New York Univ.	0	3	1907	N (63-52), 1971	West Alabama	2	0	2011	B (69-52), 2012
Eastern Michigan	0	1	1981	E (76-60), 1981	Niagara	4	5	1982	B (88-71), 2012	West Chester	15	3	1970	W (52-50), 1982
Elizabethtown	7	0	1937	B (81-30), 1944	Norfolk State	2	0	2003	B (84-58), 2016	West Virginia	0	9	1923	W (86-80), 2017
Evansville	0	1	1988	E (79-54), 1988	North Carolina	0	1	2017	N (93-81), 2017	WV Tech	0	1	1956	W (88-51), 1956
<b>Fairfield</b>	<b>2</b>	<b>5</b>	<b>1990</b>	<b>F (60-58), 2018</b>	North Carolina State	0	1	2015	N (99-86), 2015	WV Wesleyan	0	1	1914	W (21-19), 1914
FDU-Florham	1	0	2002	B (72-45), 2002	North Dakota State	0	1	2007	N (68-60), 2007	West. Maryland	12	4	1926	B (86-49), 1997
Florida	0	1	1968	F (74-70), 1968	Northeastern	0	2	2017	N (96-78), 2018	Westminster	5	10	1950	W (75-66), 1971
Florida International	0	1	1998	F (73-58), 1998	North Texas	1	0	1992	B (88-64), 1992	Wichita State	0	1	1995	W (85-66), 1995
Florida State	0	1	1987	F (87-58), 1987										





# SERIES VS. 2019-20 OPPONENTS

## ALBANY (6-2)

2/23/00	W	72-61	H
2/24/01	W	76-67	A
12/5/01	L	50-51	H
11/26/02	W	56-53	A
1/11/06	L	49-55	A
11/10/07	W	55-52	H
11/23/13	W	77-64	A
12/8/14	W	61-58	H

## AMERICAN (42-23)

1/14/39	L	33-38	H	
12/12/39	W	47-36	A	
2/24/40	W	72-40	H	
1/18/47	W	71-40	H	
2/4/47	L	51-54	A	
1/31/49	L	41-75	A	
2/6/50	L	62-79	A	
12/2/63	W	71-55	H	
2/4/65	W	79-69	A	
1/10/66	W	80-74	H	
2/8/67	W	68-64	H	
1/13/68	L	76-77	A	
12/7/68	W	59-57	A	
12/11/69	L	82-89	H	
12/28/76	W	65-60	N	Lafayette Classic
1/15/77	L	65-84	A	
1/14/78	L	75-87	H	
1/13/79	W	85-83 (2OT)	A	
1/12/80	W	105-89	H	
1/17/81	L	65-75	A	
1/16/82	L	75-92	H	
1/15/83	W	66-62	A	
3/11/83	L	49-51 (OT)	N	ECC Tourn. (Lafayette)
1/14/84	W	63-44	H	
2/13/84	W	67-54	A	
11/29/00	L	58-60	A	
1/22/01	W	61-51	H	
1/19/02	L	52-69	A	
2/13/02	L	67-78	H	
1/11/03	W	63-52	H	
2/8/03	L	56-70	A	
1/10/04	L	55-58 (OT)	A	
2/7/04	W	67-62	H	
1/28/05	L	59-68	A	
2/11/05	W	65-52	H	PL Tournament
3/6/05	W	53-35	H	
1/11/06	W	58-50	A	
2/8/06	W	74-57	H	
3/5/06	W	64-50	H	PL Tournament
1/9/07	W	66-60	H	
2/6/07	W	69-66	A	
1/16/08	W	66-62	H	
2/13/08	L	64-68	A	
1/14/09	L	55-69	A	
2/11/09	L	50-52	H	
1/13/10	W	72-68 (OT)	H	
2/11/10	W	73-59	A	
1/12/11	W	75-60	A	
2/9/11	W	66-60	H	
1/25/12	W	67-61	H	
2/23/12	W	55-50	A	
1/30/13	W	56-55	A	
2/27/13	W	66-47	H	
1/2/14	L	57-67	H	
3/1/14	W	56-51	A	
12/31/14	W	57-47	H	
2/28/15	W	71-69	A	
1/6/16	W	72-54	H	
2/3/16	L	55-69	A	
1/5/17	W	69-60	A	
2/1/17	W	80-60	H	
12/29/17	W	84-55	H	
2/24/18	W	80-61	A	
1/12/19	W	55-54	H	
1/26/19	L	68-76	A	

## ARMY (58-21)

1/9/29	L	34-35	A
1/15/30	L	34-47	A
1/21/31	L	21-43	A
2/25/33	L	14-57	A
2/21/34	L	17-36	A
2/20/35	L	28-39	A
2/19/36	L	30-40	A
2/12/65	L	49-64	H
2/2/66	L	38-84	A
12/2/87	L	71-73	A
1/16/89	W	79-77	H

1/19/91	W	86-62	A	
2/13/91	W	69-51	H	
2/28/91	W	67-49	N	PL Tourn. (Holy Cross)
1/18/92	W	83-65	H	
2/11/92	W	57-51	A	
3/7/92	W	74-55	N	PL Tourn. (Lehigh)
1/20/93	W	83-57	H	
2/13/93	W	82-63	A	
1/18/94	L	90-92 (OT)	A	
2/12/94	W	98-72	H	
1/11/95	W	84-55	H	
2/4/95	W	77-59	A	
3/4/95	L	78-94	A	PL Tournament
1/13/96	W	75-37	A	
2/7/96	W	82-65	H	
1/29/97	L	71-83	H	
2/22/97	W	76-67	A	
1/27/98	W	83-68	A	
2/21/98	W	75-61	H	
1/13/99	W	78-42	H	
2/17/99	W	70-43	A	
1/19/00	W	52-49	A	
2/12/00	W	66-55	H	
1/20/01	W	73-59	H	
2/14/01	L	55-60	A	
1/16/02	W	56-53	H	
2/9/02	W	65-62	A	
3/2/02	W	70-59	N	PLT (Upper Marlboro)
1/24/03	W	53-38	H	
2/23/03	W	66-65	A	
1/23/04	W	56-23	A	
2/22/04	W	75-25	H	
1/15/05	W	63-46	H	
2/19/05	W	69-55	A	
2/01/06	W	67-54	A	
2/25/06	W	70-47	H	
3/3/06	W	59-47	H	PL Tournament
1/27/07	W	74-49	H	
2/24/07	W	54-49	A	
3/4/07	W	68-47	H	PL Tournament
2/3/08	L	52-68	H	
3/1/08	L	51-54	A	
1/31/09	L	65-76	A	
2/28/09	L	53-70	H	
1/30/10	W	55-48	H	
2/27/10	W	62-51	A	
1/29/11	L	70-90	A	
2/26/11	W	78-64	H	
3/2/11	W	78-51	H	PL Tournament
1/7/12	W	79-59	A	
2/4/12	W	81-68	H	
1/12/13	W	76-55	H	
2/9/13	W	60-58	A	
3/9/13	W	78-70	H	PL Tournament
1/19/14	L	67-74	A	
2/15/14	W	73-61	H	
3/5/14	L	71-72	H	PL Tournament
1/17/15	W	81-75	H	
2/15/15	W	78-75	A	
1/2/16	W	84-76	A	
1/30/16	W	94-66	H	
1/2/17	W	84-76	H	
1/28/17	W	96-75	A	
3/2/17	W	78-62	H	PL Tournament
1/5/18	W	83-66	A	
1/31/18	W	83-71 (OT)	H	
1/2/19	W	64-63	A	
3/2/19	W	62-61	H	

## BOSTON UNIVERSITY (13-5)

12/28/05	W	63-57	N	CableCar Classic (Santa Clara)
11/18/08	L	68-71 (OT)	H	
12/6/09	L	53-63	A	
12/4/10	W	52-49	H	
12/22/11	W	75-61	A	
1/25/14	L	61-64	H	
2/23/14	W	63-53	A	
1/24/15	W	92-77	A	
2/22/15	W	78-69	H	
1/23/16	W	74-71	A	
2/21/16	W	80-59	H	
1/21/17	W	70-59	H	
2/19/17	W	86-66	A	
1/2/18	L	79-84	H	
1/28/18	W	91-79	A	
3/4/18	W	90-59	H	PL Tournament
1/5/19	L	80-87	A	
2/9/19	W	82-76	H	



## CANISIUS (0-7)

3/13/17	L	29-37	A
1/6/93	L	68-69	A
12/7/93	L	72-90	H
1/6/01	L	58-81	H
1/5/02	L	49-66	A
12/3/03	L	67-71	H
11/13/18	L	73-82	H

## COLGATE (68-46)

1/8/20	L	38-56	A	
1/25/29	W	30-29	H	
3/3/30	L	39-48	H	
1/30/31	L	26-37	A	
2/16/32	L	27-33	A	
2/9/34	L	21-26	H	
2/24/51	W	82-76	A	
1/4/52	L	53-57	H	
3/7/53	L	70-117	A	
1/8/54	W	76-74	H	
12/10/54	L	76-93	A	
12/9/55	L	74-77	H	
3/2/56	L	42-63	A	
12/14/56	W	63-51	H	
2/23/57	L	75-88	A	
12/6/57	W	70-66	A	
2/8/58	W	76-71	H	
12/19/58	W	90-60	H	
1/4/61	W	104-82	H	
2/3/62	L	66-85	A	
3/2/62	W	95-84	H	
1/9/65	W	64-52	A	
2/18/66	W	65-61	H	
1/7/67	L	68-83	A	
1/29/68	W	119-106	H	
2/25/69	L	71-93	A	
12/13/69	L	71-97	A	
1/17/70	L	70-84	H	
1/9/71	W	61-60	H	
1/23/71	L	74-108	A	
12/11/71	L	68-84	A	
1/29/72	L	83-88	H	
12/13/72	W	76-52	H	
1/19/73	L	56-60	A	
12/14/73	L	58-91	A	
1/19/74	L	51-52 (OT)	H	
1/8/75	W	73-59	A	
1/10/76	W	49-48	H	
1/19/77	L	85-94	A	
1/18/78	W	81-61	H	
12/5/78	L	79-86	A	
1/28/80	W	66-63	H	
1/3/81	W	84-71	N	Siena Tournament
1/12/81	L	90-93	A	
12/11/81	L	67-70	H	
1/5/83	W	50-47	A	
2/2/83	W	51-50	H	
1/10/90	W	100-94	H	
2/12/90	L	77-78	A	
1/26/91	W	96-76	H	
2/20/91	W	70-67	A	





**DARRYL SHAZIER**

1/25/92	L	77-86	A	
2/19/92	W	90-84	H	
1/9/93	W	92-83	H	
2/3/93	W	65-63	A	
3/6/93	W	75-73	H	
1/8/94	L	78-79 (2OT)	A	
2/2/94	W	110-108 (2OT)	H	
1/21/95	W	70-68	H	
2/15/95	L	59-76	A	
1/24/96	W	83-75	A	
2/17/96	L	68-73	H	
3/3/96	L	61-67	N	PL Tour. (Holy Cross)
1/8/97	L	68-73	A	
2/1/97	W	82-78	H	
3/2/97	W	71-58	N	PL Tour. (Lehigh)
1/7/98	L	65-74	H	
2/1/98	L	75-80	A	
1/20/99	W	63-60	A	
2/13/99	W	57-45	H	
1/26/00	W	62-45	H	
2/20/00	W	75-71 (OT)	A	
1/24/01	L	62-63	A	
2/18/01	W	71-60	H	
3/3/01	W	75-68	N	PL Tour. (Navy)
1/23/02	W	80-75	A	
2/16/02	W	68-57	H	
1/31/03	W	62-42	A	
3/2/03	L	56-64	H	
1/30/04	W	61-53	H	
2/29/04	L	57-69	A	
1/12/05	W	71-69	A	
2/26/05	W	60-59	H	
1/21/06	W	62-43	H	
2/4/06	W	68-59	A	
1/20/07	W	50-36	H	
1/30/07	W	56-53	A	
1/26/08	W	65-61	A	
2/6/08	W	91-85 (OT)	A	
3/9/08	L	40-54	A	
1/24/09	W	64-62 (OT)	H	
2/4/09	L	57-68	A	
1/23/10	W	62-61	A	
2/21/10	W	69-49	H	
1/22/11	W	76-49	H	
2/20/11	W	77-69	A	
1/11/12	W	70-57	H	
2/8/12	W	66-50	A	
1/16/13	W	73-59	A	
2/13/13	W	69-61	H	
1/5/14	W	68-57	H	
2/1/14	W	79-68	A	
1/3/15	L	62-68	A	
1/31/15	L	69-71	H	
1/16/16	L	73-84	H	
2/13/16	L	81-91	H	
1/14/17	W	83-69	A	
2/13/17	W	75-58	H	
1/15/18	W	63-51	A	
2/12/18	W	65-64	H	
3/7/18	W	83-54	H	PL Tournament
1/9/19	W	84-81	H	

2/19/19	L	64-75	A	
3/13/19	L	80-94	A	PL Tournament

**FAIRFIELD (2-5)**

12/3/90	L	67-94	A	
1/8/92	L	70-77	H	
12/28/13	L	64-73	H	
12/1/14	W	72-66 (OT)	A	
12/27/15	L	91-101	H	
12/6/16	W	75-64	A	
11/10/18	L	58-60	H	

**HOFSTRA (19-10)**

12/27/55	L	62-88	A	Hofstra Tournament
2/3/56	L	81-83	A	
1/4/57	W	71-41	H	
3/2/76	L	58-77	A	ECC Tournament
1/29/79	W	67-64 (OT)	H	
1/4/80	W	73-69	A	
1/10/81	L	68-74 (OT)	H	
1/9/82	L	62-75	A	
12/22/82	L	52-66	H	
3/9/83	W	56-55	H	ECC Tournament
2/1/84	W	69-59	H	
2/18/84	W	77-59	A	
1/9/85	W	69-54	H	
2/9/85	L	71-91	A	
1/23/86	W	69-68	H	
2/15/86	W	79-74	A	
3/2/86	L	66-68	N	ECC Tour. (Towson)
1/28/87	W	102-92 (OT)	A	
2/21/87	W	92-87	H	
2/3/88	W	86-73	H	
2/27/88	W	59-55	A	
1/14/89	W	86-74	A	
2/8/89	W	89-70	H	
3/5/89	W	89-84 (OT)	N	ECC Tour. (Towson)
1/17/90	W	73-70	H	
2/10/90	L	67-80	A	
3/3/90	W	72-67	N	ECC Tour. (Towson)
11/21/97	L	55-69	N	Fairfield Tournament
12/29/01	W	68-60	N	South Fla. Shootout

**HOLY CROSS (44-30)**

1/12/91	L	78-80	H	
2/9/91	W	79-69	A	
1/15/92	L	76-94	A	
2/8/92	W	95-78	H	
3/8/92	W	86-77	N	PL Tour. (Lehigh)
1/30/93	L	86-88	A	
2/27/93	W	112-99	H	
3/10/93	L	73-98	H	
1/29/94	L	98-99 (OT)	H	
2/26/94	L	76-85	A	
3/4/94	L	91-86	N	PL Tour. (Navy)
1/28/95	W	91-71	H	
2/25/95	L	61-73	A	
1/31/96	W	90-83 (OT)	A	
2/24/96	L	73-93	H	
1/25/97	W	68-60	A	
2/18/97	W	71-61	H	
1/24/98	W	69-58	H	
2/18/98	W	66-65	A	
2/28/98	W	60-56	N	PL Tour. (Navy)
1/9/99	W	72-51	A	
2/3/99	W	65-51	H	
2/27/99	W	76-52	N	PL Tour. (Army)
1/15/00	W	69-44	H	
2/9/00	W	54-48	A	
1/17/01	L	45-69	H	
2/10/01	L	49-58	A	
1/30/02	L	65-73	H	
2/20/02	W	75-73	A	
3/3/02	L	57-64	N	PLT (Upper Marlboro)
2/2/03	L	47-69	A	
2/28/03	L	43-54	H	
3/9/03	L	50-75	N	PLT (Upper Marlboro)
2/1/04	W	77-67	H	
2/27/04	L	61-72	A	
3/6/04	W	66-60	N	PLT (Upper Marlboro)
1/8/05	W	59-43	H	
2/23/05	L	54-69	A	
3/11/05	W	61-57	A	PL Tournament
1/14/06	W	56-42	H	
2/11/06	W	57-52	A	
3/10/06	W	74-59	H	PL Tournament
1/12/07	L	60-65	A	
2/9/07	W	48-45	H	
3/9/07	L	66-74	A	PL Tournament



**BOAKAI LALUGBA**

1/18/08	W	73-65	A	
2/16/08	L	53-63	H	
1/17/09	L	56-68	H	
2/14/09	W	72-66	A	
3/4/09	L	56-75	A	PL Tournament
1/16/10	L	69-82	A	
2/14/10	W	68-63	H	
3/3/10	L	64-67	H	PL Tournament
1/16/11	W	74-72	H	
2/12/11	W	60-56	A	
1/21/12	W	75-41	H	
2/18/12	L	52-54	A	
1/26/13	W	65-58	A	
2/24/13	W	74-57	H	
1/11/14	W	61-57	H	
2/9/14	L	50-66	A	
1/10/15	L	62-65 (OT)	A	
2/8/15	W	70-57	H	
3/5/15	W	90-83 (OT)	H	PL Tournament
1/9/16	W	98-71	H	
2/6/16	W	77-52	A	
3/3/16	L	72-77 (2OT)	H	PL Tournament
1/8/17	W	68-49	A	
2/6/17	W	82-68	H	
1/20/18	W	77-56	H	
2/17/18	W	68-67 (OT)	A	
1/14/19	W	93-78	H	
2/16/19	L	71-72	A	
3/7/19	W	77-65	H	PL Tournament

**LAFAYETTE (78-89)**

1/26/1915	W	33-32 (OT)	H	
2/12/1918	L	31-49	A	
2/14/1919	L	28-35	A	
2/9/22	L	26-29	A	
2/7/23	L	21-28	A	
3/7/24	L	19-20	A	
1/16/30	L	23-39	A	
1/15/31	W	36-27	H	
1/16/32	L	26-36	A	
1/11/36	W	38-37	A	
1/14/37	W	43-27	H	
1/8/43	L	25-36	A	
1/12/46	L	28-39	H	
2/20/46	L	35-56	A	
2/8/47	L	48-49	H	
2/20/47	L	40-49	A	
2/7/48	L	45-61	A	
2/21/48	L	53-84	H	
2/5/49	L	46-78	H	
3/2/49	L	37-68	A	
2/4/50	L	49-61	A	
2/18/50	L	61-66	H	
1/6/51	L	46-61	H	
3/7/51	L	58-65	A	
1/12/52	L	64-80	A	
2/2/52	L	68-81	H	
1/10/53	L	59-63	H	
2/18/53	L	48-73	A	
1/23/54	L	49-75	A	
2/10/54	L	77-89	H	





# SERIES VS. 2019-20 OPPONENTS

1/15/55	L	93-117	H	
2/9/55	L	72-81	A	
1/14/56	L	45-98	A	
2/24/56	L	62-63	H	
1/12/57	L	60-68	H	
2/2/57	L	65-87	A	
1/18/58	L	71-74 (2OT)	A	
2/21/58	W	67-57	H	
2/25/59	L	80-89 (OT)	H	
1/16/60	W	83-69	A	
3/7/61	L	79-95	H	
12/7/61	L	51-59	A	
1/29/63	L	67-79	H	
12/20/63	L	64-76	A	
2/6/65	L	45-58	H	
2/20/65	L	49-65	A	
12/8/65	W	84-78	A	
2/19/66	L	67-74	H	
12/7/66	W	66-63	H	
2/18/67	W	73-61	A	
12/9/67	L	81-82	H	
2/17/68	W	63-59	A	
1/6/69	W	77-49	H	
2/15/69	W	80-50	A	
1/10/70	L	76-80	H	
2/14/70	L	73-105	A	
2/2/71	L	73-87	H	
2/13/71	L	57-73	A	
2/1/72	L	66-85	A	
2/12/72	L	74-84	H	
12/30/72	L	72-74	N	Gem City Tour. (Erie)
1/31/73	L	52-86	H	
2/17/73	W	51-49	A	
1/30/74	L	49-60	H	
2/16/74	L	79-83	A	
2/15/75	W	73-65	H	
3/1/75	L	64-96	A	
2/3/76	L	66-74	H	
2/21/76	L	78-101	A	
12/29/76	L	56-71	A	
2/2/77	L	63-81	A	
2/19/77	L	78-86	H	
2/4/78	L	52-56	H	
2/22/78	L	82-96	A	
2/3/79	W	74-68	A	
2/21/79	W	65-63 (OT)	H	
2/6/80	W	55-54	H	
2/23/80	L	79-92	A	
11/29/80	L	47-69	N	Virginia Tournament
2/11/81	W	56-53	A	
2/28/81	L	60-68	H	
1/27/82	L	56-61	H	
2/13/82	L	66-67	A	
1/26/83	W	61-59	A	
2/21/83	W	60-59	H	
1/25/84	W	64-56	H	
2/11/84	L	65-66 (OT)	A	
3/9/84	W	46-44	N	ECC Tour. (Towson)
1/23/85	L	77-80	H	
2/23/85	W	77-75 (OT)	A	
1/25/86	L	59-78	A	
2/19/86	W	44-43	H	
1/31/87	W	70-67	H	
2/25/87	L	80-85	A	
2/6/88	L	67-69	A	
2/15/88	L	62-77	H	
2/1/89	W	77-64	H	
2/25/89	W	69-50	A	
3/7/89	W	71-65	N	ECC Tour. (Towson)
2/3/90	L	55-66	A	
2/26/90	W	62-60	H	
2/2/91	W	87-66	H	
2/25/91	W	66-62	A	
2/1/92	W	80-71 (OT)	A	
2/29/92	W	78-68	H	
1/16/93	W	87-74	H	
2/10/93	W	84-65	A	
1/15/94	W	80-67	A	
2/9/94	W	100-76	N	
12/30/94	W	90-56	H	Albertsons Classic(Boise)
1/25/95	W	83-61	A	
2/18/95	W	71-49	H	
1/27/96	W	79-71	H	
2/21/96	L	52-73	A	
3/2/96	W	56-55 (OT)	N	PL Tour. (Holy Cross)
1/15/97	W	59-58	A	
2/8/97	W	77-59	H	
1/14/98	W	91-77	H	
2/7/98	L	74-80	A	



**JOEWILLMAN**

1/27/99	L	65-66	H	
2/21/99	L	84-93	A	
3/5/99	L	63-67	A	PL Tournament
2/2/00	L	73-75	A	
2/27/00	L	59-74	H	
1/13/01	W	74-71 (OT)	A	
2/7/01	L	60-62	H	
1/9/02	W	65-64	H	
2/2/02	L	68-74	A	
1/26/03	W	68-48	H	
2/21/03	W	70-53	A	
1/25/04	L	72-81	A	
2/20/04	W	79-61	H	
1/21/05	W	71-54	H	
2/4/05	W	89-69	A	
3/4/05	W	70-34	H	PL Tournament
1/18/06	W	62-32	H	
2/15/06	W	69-49	A	
1/17/07	W	67-61	A	
2/15/07	W	76-58	H	
1/23/08	L	68-80	A	
2/20/08	W	77-75 (OT)	H	
1/21/09	W	71-61	H	
2/18/09	L	68-71	A	
1/20/10	L	57-61	A	
2/17/10	W	78-67	H	
1/19/11	W	75-56	H	
2/16/11	W	74-69 (OT)	A	
3/11/11	W	72-57	H	PL Tournament
1/14/12	W	79-65	A	
2/11/12	W	90-78	H	
3/3/12	W	79-52	H	PL Tournament
1/19/13	W	66-51	H	
2/16/13	L	62-63	A	
3/13/13	W	64-56	H	PL Tournament
1/8/14	W	96-86	A	
2/5/14	L	58-66	H	
1/7/15	W	79-69	H	
2/4/15	L	74-84 (OT)	A	
3/8/15	L	74-80	H	PL Tournament
1/25/16	W	79-57	H	
2/24/16	W	86-83 (2OT)	A	
1/25/17	W	78-55	A	
2/22/17	W	94-64	H	
1/8/18	W	80-75 (OT)	A	
2/3/18	W	74-59	H	
2/2/19	W	94-66	A	
2/24/19	W	118-76	H	
<b>LA SALLE (8-19)</b>				
3/7/03	W	45-17	H	
2/6/04	W	37-14	H	
1/7/59	L	68-70 (OT)	A	
12/5/59	L	62-84	H	
12/14/61	L	69-79	A	
2/7/62	L	78-91	H	
12/19/62	L	55-105	A	
12/14/63	L	75-93	H	
12/15/65	L	68-87	A	
12/13/67	L	69-84	H	
3/4/75	L	74-85	A	ECC Tournament

11/30/77	L	77-92	H	
11/29/78	L	76-77	A	
12/5/79	W	80-70	H	
12/8/80	L	63-73	A	
12/7/81	L	53-55	H	
3/1/82	L	72-81	A	ECC Tournament
12/1/82	L	66-68	A	
12/3/07	W	67-66	H	
12/2/08	L	65-68	A	
12/19/09	L	70-83	A	
12/17/10	W	89-77	A	
12/3/11	L	52-78	A	
12/15/12	W	74-66	H	
12/3/16	L	73-83	A	
12/22/17	W	88-81	H	
12/4/18	W	92-79	A	

### LEHIGH (106-68)

2/13/1902	W	38-16	A	
2/22/1902	W	68-3	H	
3/17/1906	W	30-8	H	
2/6/1909	L	13-46	A	
3/6/1906	W	16-15	H	
2/22/1913	L	17-48	A	
2/13/1919	L	23-25	A	
1/17/1920	L	18-42	A	
4/3/1920	W	39-33	H	
2/8/22	L	15-21	A	
2/8/23	L	28-35	A	
2/11/25	L	20-29	H	
1/14/38	L	43-57	A	
2/15/39	L	32-58	A	
1/8/44	W	54-27	H	
1/14/44	W	47-35	A	
12/15/45	W	55-32	H	
1/18/46	L	44-69	A	
12/14/46	W	54-37	A	
12/18/46	W	68-40	H	
12/10/47	L	44-47	A	
1/10/48	W	55-44	H	
12/15/48	L	49-50	H	
2/12/49	L	60-78	A	
12/14/49	W	71-52	A	
1/14/50	W	60-41	H	
12/9/50	W	69-53	A	
1/20/51	W	77-56	H	
12/15/51	W	87-67	H	
2/13/52	L	60-64	A	
12/10/52	L	56-85	A	
2/11/53	L	62-83	H	
12/5/53	L	61-73	H	
2/27/54	L	69-84	A	
12/4/54	L	65-87	A	
2/26/55	L	59-61	H	
12/14/55	W	71-57	H	
2/25/56	L	57-63	A	
12/12/56	W	72-65	A	
3/2/57	W	80-66	H	
2/5/58	W	55-51	H	
3/1/58	W	72-60	A	
12/10/58	W	74-52	H	
12/16/59	L	69-70	A	
2/25/61	W	88-63	H	
2/24/62	L	48-64	A	
2/9/63	W	53-48	H	
2/23/63	W	85-67	H	
2/22/64	W	72-68	H	
2/29/64	L	51-62	A	
12/12/64	L	55-60	A	
2/27/65	W	85-54	H	
2/26/66	W	67-58	A	
3/4/66	W	71-64	H	
12/17/66	L	55-62	A	
2/25/67	W	60-57 (OT)	H	
12/16/67	W	78-65	H	
2/24/68	L	67-75	A	
2/13/69	L	76-78 (OT)	A	
2/21/69	W	102-73	H	
12/6/69	L	66-75	H	
2/2/70	L	57-72	A	
12/10/70	L	71-73 (3OT)	A	
2/12/71	W	60-50	H	
12/7/71	W	78-69	A	
1/22/72	W	64-62 (OT)	H	
1/26/73	W	75-40	A	
2/14/73	W	70-59	H	
1/26/74	W	56-55	H	
2/13/74	L	55-61	A	
1/25/75	W	82-62	A	





CHRIS HASS

2/13/75	W	74-64	H	
1/31/76	W	71-67	H	
2/18/76	W	71-69	A	
1/29/77	L	69-78	A	
2/16/77	L	56-67	H	
2/1/78	W	72-68	H	
2/18/78	L	74-83	A	
1/31/79	L	64-82	A	
2/17/79	W	82-65	H	
2/2/80	W	88-73	H	
2/21/80	W	66-59	A	
2/7/81	W	54-44	A	
2/25/81	L	62-63	H	
2/10/82	L	54-73	A	
2/27/82	W	46-41	H	
2/9/83	W	73-59	A	
2/26/83	W	68-51	H	
2/8/84	W	56-42	A	
2/25/84	W	68-49	H	
1/29/85	W	67-61	A	
2/25/85	W	75-58	H	
3/4/85	L	74-76 (OT)	N	ECC Tourn. (Towson)
1/29/86	L	75-85	A	
2/22/86	W	84-80	H	
2/4/87	W	92-87	A	
2/28/87	W	72-70	H	
3/7/87	W	103-100 (2OT)	N	ECC Tourn. (Towson)
1/9/88	L	76-83	H	
2/10/88	L	72-79	A	
3/5/88	L	79-83	N	ECC Tourn. (Towson)
1/11/89	W	100-91	H	
2/4/89	W	81-73	A	
1/13/90	L	74-77	A	
2/7/90	L	71-84	H	
3/4/90	L	67-73	N	ECC Tourn. (Towson)
1/30/91	L	75-83	A	
2/23/91	L	87-98	H	
1/29/92	W	86-78	H	
2/22/92	W	95-94	A	
1/27/93	W	91-75	H	
2/20/93	W	90-80	A	
3/3/93	W	69-65 (OT)	H	
1/26/94	W	80-69	A	
2/19/94	W	98-88	H	
1/18/95	W	58-54	H	
2/11/95	W	76-66	A	
1/20/96	W	78-65	H	
2/14/96	W	83-63	A	
1/11/97	W	75-53	H	
2/5/97	W	80-65	A	
3/1/97	W	84-54	A	
1/10/98	W	83-64	A	
2/4/98	W	87-59	H	
1/16/99	W	85-68	H	
2/10/99	W	75-62	A	
2/28/99	W	58-50	N	PL Tourn. (Army)
1/22/00	W	67-57	A	
2/16/00	W	73-56	H	
3/4/00	L	62-73	N	PL Tourn. (Lafayette)
1/27/01	L	74-86	A	
2/21/01	W	82-78 (OT)	H	

1/26/02	W	69-50	H	
2/24/02	L	64-75	A	
1/15/03	L	56-60	H	
2/11/03	L	49-61	A	
3/8/03	W	52-47	N	PLT (Upper Marlboro)
1/14/04	L	70-75	A	
2/10/04	W	64-63	H	
3/7/04	L	45-60	N	PLT (Upper Marlboro)
1/23/05	W	65-63	H	
2/6/05	W	54-57*	A	
1/25/06	W	59-54	A	
2/22/06	W	81-70	H	
1/23/07	W	62-44	H	
2/21/07	W	69-56	A	
1/30/08	L	54-56	H	
2/27/08	L	39-50	A	
1/28/09	L	59-61	A	
2/25/09	W	72-51	H	
1/27/10	W	81-76 (OT)	A	
2/24/10	L	59-81	H	
1/26/11	W	81-68	A	
2/23/11	W	72-55	H	
3/6/11	W	66-64	H	PL Tournament
1/18/12	W	68-61	A	
2/16/12	L	53-56	H	
3/7/12	L	77-82	H	PL Tournament
1/23/13	L	62-65	H	
2/18/13	W	61-55	A	
1/29/14	L	63-66	A	
2/26/14	W	65-61	H	
1/28/15	W	68-62	H	
2/25/15	L	65-84	A	
1/11/16	W	82-76	A	
2/10/16	L	65-80	H	
1/11/17	L	71-82	H	
2/8/17	L	79-71	A	
3/8/17	W	81-65	H	PL Tournament
1/11/18	W	78-65	H	
2/5/18	L	89-92 (OT)	A	
1/19/19	W	85-83	A	
2/11/19	W	87-75	H	
3/10/19	W	97-75	H	PL Tournament

\* Game later forfeited to Bucknell

**LOYOLA (MD.) (18-3)**

1/7/87	W	72-70	H	
1/16/88	W	80-60	A	
1/4/93	W	75-59	A	
2/24/93	W	116-85	H	
12/28/09	L	49-55	H	
12/28/10	W	70-59	A	
12/28/11	L	67-72	H	
12/28/12	W	66-46	A	
1/22/14	W	70-60	H	
2/19/14	W	55-53	A	
1/21/15	W	75-61	A	
2/18/15	W	61-50	H	
1/20/16	W	67-58	A	
2/17/16	W	87-52	H	
1/18/17	W	76-63	H	
2/15/17	L	77-78	A	
1/17/18	W	78-70	A	
2/14/18	W	94-53	H	
3/1/18	W	83-78	H	PL Tournament
1/23/19	W	71-68	H	
2/6/19	W	84-72	A	

**NAVY (43-35)**

1/31/1920	L	13-15	A	
2/3/23	L	31-37	A	
2/2/24	L	12-31	A	
2/19/25	L	21-29	A	
N/A	L	14-40	A	
1/5/46	L	30-71	A	
2/5/47	L	36-41	A	
1/31/48	L	36-51	A	
1/29/49	L	41-56	A	
2/8/50	L	54-71	A	
1/12/62	W	75-59	H	
1/5/63	L	58-67	A	
2/18/64	L	47-86	A	
2/10/67	W	67-64	H	
12/2/89	W	67-66	N	Freedom Bowl Classic
1/11/92	W	78-74	A	
2/5/92	W	74-71	H	
1/23/93	W	68-61	A	
2/17/93	W	93-64	H	
1/22/94	L	68-75	H	



ABE BADMUS

2/16/94	L	83-94	A	
1/7/95	W	73-63	H	
2/1/95	L	59-68	A	
1/10/96	L	57-60	A	
2/3/96	W	72-60	H	
1/22/97	W	69-55	H	
2/15/97	L	67-78	A	
3/5/97	L	75-76	A	PL Tournament
1/21/98	L	56-67	A	
2/14/98	W	88-60	H	
3/1/98	L	61-80	A	PL Tournament
1/6/99	L	53-57	A	
1/31/99	W	56-51	H	
1/12/00	L	70-77	A	
2/5/00	L	61-75	A	
1/10/01	L	67-89	A	
2/3/01	L	58-71	H	
3/4/01	L	64-88	A	PL Tournament
1/12/02	L	49-64	A	
2/6/02	W	76-56	H	
1/18/03	L	53-66	A	
2/14/03	W	59-41	H	
1/17/04	W	87-46	H	
2/14/04	W	54-52	A	
1/30/05	L	62-66	A	
2/13/05	W	71-60	H	
1/7/06	W	74-52	A	
1/28/06	W	81-47	H	
1/6/07	W	59-51	H	
2/2/07	W	78-63	A	
2/28/07	W	62-43	H	PL Tournament
1/11/08	W	85-77	H	
2/9/08	L	72-78	A	
3/5/08	W	87-86 (3OT)	A	PL Tournament
1/10/09	L	67-71	A	
2/7/09	L	60-62 (OT)	H	
1/9/10	L	67-69	H	
2/5/10	L	79-81	A	
1/8/11	W	71-64	A	
2/5/11	W	75-49	H	
1/28/12	W	66-51	A	
2/25/12	W	64-55	H	
2/29/12	W	87-63	H	PL Tournament
2/2/13	W	69-54	H	
3/2/13	W	62-46	A	
3/6/13	W	58-42	H	PL Tournament
1/15/14	L	61-62	A	
2/12/14	W	78-57	H	
1/14/15	W	65-63	H	
2/11/15	W	52-51	A	
12/30/15	W	88-58	H	
2/27/16	W	77-73	A	
12/30/16	W	59-55	A	
2/25/17	W	82-60	H	
3/5/17	W	70-65	H	PL Tournament
1/24/18	W	87-67	A	
2/21/18	W	85-71	H	
1/30/19	W	69-57	H	
2/27/19	L	53-64	A	





# SERIES VS. 2019-20 OPPONENTS



**DONALD BROWN**

### **PENN STATE (25-78)**

3/5/1897	W	24-4	H
3/20/1897	L	7-10	A
2/11/1898	L	4-12	A
2/23/1898	W	18-5	H
1/28/1899	L	6-17	A
3/3/1899	W	12-8	H
2/10/1900	L	8-11	H
3/5/1900	W	19-5	H
2/28/1908	W	20-13	H
1/30/1909	L	16-28	A
3/12/1910	L	13-52	A
3/15/1910	L	10-23	H
2/18/1911	L	10-26	H
2/24/1911	L	16-24	A
2/16/1912	L	19-35	A
2/22/1912	W	21-14	H
1/15/1916	L	21-42	A
1/28/22	L	14-38	A
1/26/24	L	18-44	A
3/7/25	L	17-64	A
2/6/26	L	28-39	A
2/19/27	L	22-41	A
2/20/29	L	29-41	A
3/8/30	L	33-57	A
2/24/31	L	41-56	A
1/26/32	L	22-48	A
1/13/34	L	21-44	A
2/6/35	L	32-41	A
1/22/36	L	33-40	A
2/6/37	L	19-42	A
1/18/38	L	20-33	A
1/11/39	L	17-42	A
12/16/39	W	44-37	A
12/11/40	L	21-55	H
12/10/41	L	32-48	A
12/12/42	L	22-36	A
12/11/43	W	29-26	A
12/20/44	L	30-32	A
12/19/45	L	33-58	A
1/26/46	L	28-47	H
12/11/46	W	38-34	H
1/15/47	L	45-52	A
12/17/47	W	46-42	A
1/21/48	W	36-29	H
1/10/51	L	15-25	H
2/3/51	L	53-67	A
12/12/51	L	63-73	A
3/8/52	L	67-80	H
2/14/53	L	49-71	A
1/27/54	L	43-49	H
1/5/55	L	45-94	A
1/18/56	W	81-74	H
2/15/56	L	67-79	A
2/13/57	L	56-59	A
2/20/57	W	70-56	H
2/19/58	W	63-56	A
3/5/58	W	75-73 (OT)	H
1/13/59	W	80-67	A
3/7/59	W	74-69	H
1/12/60	L	56-71	H

2/15/60	L	60-62	A
1/10/61	L	71-67	H
2/7/61	L	63-65	A
1/9/62	L	50-61	A
2/13/62	W	69-68	H
1/8/63	L	83-88 (OT)	H
1/26/63	L	75-90	A
2/5/64	L	52-80	A
3/4/64	L	58-66	H
2/10/65	L	61-79	H
2/24/65	L	52-68	A
1/12/66	L	55-95	A
2/23/66	L	57-66	H
12/12/66	L	58-65	A
2/22/67	W	65-62	H
12/18/67	W	83-68	H
2/21/68	W	74-73 (OT)	A
12/20/68	L	60-79	H
2/1/69	L	66-68	A
2/11/70	L	62-77	A
3/3/70	W	57-54	H
12/2/70	L	55-85	A
12/1/71	L	70-84	H
12/2/72	L	48-61	A
12/1/73	L	57-70	H
12/10/74	L	83-88	A
1/14/76	W	69-64	H
12/8/94	L	55-78	A
12/22/95	L	54-85	A
12/22/96	L	59-76	A
12/20/97	L	75-91	A
12/21/98	L	58-62	A
12/19/99	L	63-67	A
12/22/00	L	72-82	A
12/22/01	L	57-78	A
12/20/02	L	55-59	A
1/3/04	L	46-58	A
11/21/06	L	60-63 (OT)	A
11/23/12	L	57-60	A
11/13/13	W	90-80	A
11/28/14	L	80-88	H
11/28/15	L	58-62	A

### **PRINCETON (4-14)**

2/12/1902	L	18-19	A
2/5/29	L	17-27	A
12/8/50	L	64-76	A
12/2/81	L	49-57	H
11/27/82	L	43-72	A
11/26/83	W	60-58	A
11/30/85	W	70-56	H
12/10/96	W	74-62 (OT)	A
12/9/97	L	52-64	H
12/9/98	L	27-68	A
12/7/00	L	48-50	H
11/11/04	L	48-61	N
11/23/10	L	55-66	N
11/25/11	W	62-56	H
12/22/12	L	67-79	A
11/30/13	L	53-66	H
12/22/15	L	77-89	A
12/22/16	L	70-72	H

### **RIDER (30-24)**

12/3/69	L	90-94 (OT)	A
2/20/70	L	65-69	H
12/5/70	W	75-65	H
2/20/71	L	60-62	A
12/4/71	L	56-86	A
2/21/72	L	84-91	H
12/9/72	W	61-59	H
2/10/73	W	57-49	A
12/8/73	L	48-50	A
2/9/74	W	67-60	H
12/7/74	L	75-79	H
2/8/75	L	68-85	A
1/28/76	L	68-82	A
2/14/76	W	74-71	H
1/25/77	W	58-48	H
2/12/77	W	79-73	A
1/28/78	W	68-66	A
2/15/78	L	65-78	H
1/27/79	W	101-82	H
2/14/79	L	89-94	A
1/31/80	W	88-82	A
2/16/80	W	73-60	H
2/4/81	W	62-55 (OT)	H
2/21/81	W	65-61	A
3/4/81	L	50-68	A

CVC (Syracuse)  
CBE Classic (JMU)  
Legends Classic

ECC Tournament



**JOHN GRIFFIN**

2/6/82	W	82-71	H
2/24/82	L	34-59	A
2/5/83	W	53-50	H
3/2/83	L	52-60 (OT)	A
2/4/84	W	71-70	A
2/29/84	L	44-46	H
3/10/84	L	71-73	N
1/12/85	W	75-57	A
2/13/85	W	85-72	H
3/3/85	W	74-62	N
2/1/86	W	76-58	H
2/24/86	L	67-93	A
1/15/87	L	81-88	A
2/16/87	W	88-71	H
1/20/88	L	89-98	A
2/13/88	W	96-83	H
1/21/89	W	80-62	H
2/15/89	W	81-75	A
3/4/89	W	106-80	N
1/24/90	L	74-75	A
2/17/90	W	91-76	H
2/1/93	W	78-76	H
11/26/93	L	66-99	A
11/18/98	L	64-79	H
11/27/99	L	42-54	A
12/5/00	W	64-50	H
11/20/01	L	62-75	A
11/19/04	W	69-50	H
11/18/05	W	56-54	A

### **SIENA (1-4)**

12/27/85	L	65-83	A
12/28/14	L	71-73	A
11/24/15	L	81-83 (OT)	H
12/17/16	L	68-71	N
11/20/17	W	115-92	H

### **SYRACUSE (1-9)**

3/3/1915	L	20-37	A
1/6/2920	L	25-38	A
1/31/70	L	69-84	A
1/16/71	L	74-101	H
2/16/72	L	74-91	A
1/24/73	L	58-63	H
1/23/74	L	43-110	A
3/17/89	L	81-104	N
11/22/05	W	74-69	A
12/20/11	L	61-80	A


### **VERMONT (2-2)**

11/25/94	L	66-67	N
11/17/01	L	60-77	N
12/2/17	W	81-77	H
11/25/18	W	69-61	A

### **YALE (4-2)**

1/4/89	L	76-81	A
12/1/90	W	72-63	H
11/26/03	L	62-63	H
12/4/04	W	73-65 (OT)	A
11/26/05	W	87-60	H
11/25/06	W	72-57	A





**1. MIKE MUSCALA ..... 2,036**

Year	G	FG-A	Pct.	3FG-A	Pct.	FT-FTA	Pct.	Pts.
2009-10	30	116-251	.462	6-20	.300	58-72	.806	296
2010-11	34	187-362	.517	4-11	.364	129-158	.816	507
2011-12	35	193-384	.503	7-20	.350	203-238	.853	596
2012-13	34	227-446	.509	4-16	.250	179-227	.789	637
<b>Totals</b>	<b>133</b>	<b>723-1443</b>	<b>.501</b>	<b>21-67</b>	<b>.313</b>	<b>569-695</b>	<b>.819</b>	<b>2036</b>



**10. CAMERON AYERS.....1,526**

Year	G	FG-A	Pct.	3FG-A	Pct.	FT-FTA	Pct.	Pts.
2010-11	34	90-203	.443	27-76	.355	48-55	.873	255
2011-12	35	132-298	.443	59-126	.468	67-81	.827	390
2012-13	34	154-330	.467	53-134	.396	59-77	.766	420
2013-14	30	154-374	.412	62-152	.408	91-106	.858	461
<b>Totals</b>	<b>133</b>	<b>530-1205</b>	<b>.440</b>	<b>201-488</b>	<b>.412</b>	<b>265-319</b>	<b>.831</b>	<b>1526</b>



**2. AL LESLIE.....1,973**

Year	G	FG-A	Pct.	3FG-A	Pct.	FT-FTA	Pct.	Pts.
1977-78	27	152-321	.474	—	—	63-89	.708	367
1978-79	27	208-465	.447	—	—	89-117	.761	505
1979-80	27	227-493	.460	—	—	110-146	.753	564
1980-81	28	209-469	.446	—	—	119-144	.826	537
<b>Totals</b>	<b>109</b>	<b>796-1748</b>	<b>.455</b>	<b>—</b>	<b>—</b>	<b>381-496</b>	<b>.768</b>	<b>1973</b>



**11. MIKE JOSEPH .....1,518**

Year	G	FG-A	Pct.	3FG-A	Pct.	FT-FTA	Pct.	Pts.
1986-87	27	26-58	.448	8-21	.381	23-28	.821	83
1987-88	31	126-261	.483	62-115	.539	118-137	.861	432
1988-89	28	146-288	.507	65-116	.560	112-129	.868	469
1989-90	29	171-384	.445	48-134	.358	144-155	.929	534
<b>Totals</b>	<b>115</b>	<b>469-991</b>	<b>.473</b>	<b>183-386</b>	<b>.474</b>	<b>397-449</b>	<b>.884</b>	<b>1518</b>



**3. BOB BARRY .....1,809**

Year	G	FG-A	Pct.	3FG-A	Pct.	FT-FTA	Pct.	Pts.
1976-77	25	191-435	.439	—	—	59-98	.602	441
1977-78	28	179-389	.460	—	—	48-80	.600	406
1978-79	27	222-452	.491	—	—	61-110	.555	505
1979-80	27	200-402	.498	—	—	57-100	.570	457
<b>Totals</b>	<b>107</b>	<b>792-1678</b>	<b>.472</b>	<b>—</b>	<b>—</b>	<b>225-388</b>	<b>.580</b>	<b>1809</b>



**12. BILL COURTNEY ..... 1,499**

Year	G	FG-A	Pct.	3FG-A	Pct.	FT-FTA	Pct.	Pts.
1988-89	13	5-18	.278	0-2	.000	14-18	.778	24
1989-90	29	102-210	.486	18-43	.419	84-103	.816	306
1990-91	31	209-439	.476	41-110	.373	160-203	.788	619
1991-92	30	174-418	.416	60-161	.373	142-185	.768	550
<b>Totals</b>	<b>103</b>	<b>490-1085</b>	<b>.452</b>	<b>119-316</b>	<b>.377</b>	<b>400-509</b>	<b>.786</b>	<b>1499</b>




**4. NANA FOULLAND..... 1,754**

Year	G	FG-A	Pct.	3FG-A	Pct.	FT-FTA	Pct.	Pts.
2014-15	34	141-257	.549	0-0	—	64-115	.557	346
2015-16	31	142-265	.536	0-0	—	81-163	.497	365
2016-17	34	203-322	.630	0-0	—	105-187	.561	511
2017-18	35	210-358	.587	0-2	.000	112-201	.557	532
<b>Totals</b>	<b>134</b>	<b>696-1202</b>	<b>.579</b>	<b>0-2</b>	<b>.000</b>	<b>362-666</b>	<b>.544</b>	<b>1754</b>



**13. CHRIS HASS ..... 1,402**

Year	G	FG-A	Pct.	3FG-A	Pct.	FT-FTA	Pct.	Pts.
2012-13	11	7-13	.538	1-4	.250	5-6	.833	20
2013-14	29	109-255	.427	47-117	.402	57-68	.838	322
2014-15	34	181-423	.428	82-208	.394	99-119	.832	543
2015-16	30	163-385	.423	60-182	.330	131-158	.829	517
<b>Totals</b>	<b>104</b>	<b>460-1076</b>	<b>.428</b>	<b>190-511</b>	<b>.372</b>	<b>292-351</b>	<b>.832</b>	<b>1402</b>




**5. ZACH THOMAS.....1,738**

Year	G	FG-A	Pct.	3FG-A	Pct.	FT-FTA	Pct.	Pts.
2014-15	22	45-98	.459	18-35	.514	56-74	.757	164
2015-16	29	102-219	.466	32-86	.372	64-92	.696	300
2016-17	35	181-382	.474	56-137	.409	140-172	.814	558
2017-18	35	206-446	.462	63-165	.382	241-310	.777	716
<b>Totals</b>	<b>121</b>	<b>534-1145</b>	<b>.466</b>	<b>169-423</b>	<b>.400</b>	<b>501-648</b>	<b>.773</b>	<b>1738</b>



**14. BRYSON JOHNSON .... 1,384**

Year	G	FG-A	Pct.	3FG-A	Pct.	FT-FTA	Pct.	Pts.
2009-10	31	82-249	.329	67-204	.328	63-75	.840	294
2010-11	34	116-256	.453	99-217	.456	67-82	.817	398
2011-12	34	95-245	.388	84-207	.406	42-56	.750	316
2012-13	34	108-272	.397	73-184	.397	87-106	.821	376
<b>Totals</b>	<b>133</b>	<b>401-1022</b>	<b>.392</b>	<b>323-812</b>	<b>.398</b>	<b>259-319</b>	<b>.812</b>	<b>1384</b>




**6. MIKE BRIGHT .....1,670**

Year	G	FG-A	Pct.	3FG-A	Pct.	FT-FTA	Pct.	Pts.
1989-90	29	127-280	.454	27-85	.318	33-46	.717	314
1990-91	31	173-376	.460	50-138	.362	55-79	.696	451
1991-92	28	158-331	.477	66-171	.386	36-54	.667	418
1992-93	29	187-411	.455	63-187	.337	50-75	.667	487
<b>Totals</b>	<b>117</b>	<b>645-1398</b>	<b>.461</b>	<b>206-581</b>	<b>.355</b>	<b>174-254</b>	<b>.685</b>	<b>1670</b>



**15. MIKE BUTTS.....1,355**

Year	G	FG-A	Pct.	3FG-A	Pct.	FT-FTA	Pct.	Pts.
1985-86	29	110-189	.582	—	—	49-72	.681	269
1986-87	27	67-146	.459	0-1	.000	42-62	.677	176
1987-88	27	190-309	.615	0-1	.000	92-123	.748	472
1988-89	31	178-306	.582	0-0	—	82-121	.678	438
<b>Totals</b>	<b>114</b>	<b>545-950</b>	<b>.574</b>	<b>0-2</b>	<b>.000</b>	<b>265-378</b>	<b>.701</b>	<b>1355</b>



**7. KEVIN BETTENCOURT ...1,577**

Year	G	FG-A	Pct.	3FG-A	Pct.	FT-FTA	Pct.	Pts.
2002-03	29	100-280	.357	65-191	.340	56-67	.836	321
2003-04	29	119-334	.356	72-223	.323	122-149	.819	432
2004-05	33	122-343	.356	78-221	.353	95-107	.888	417
2005-06	32	120-301	.399	79-196	.403	88-111	.793	407
<b>Totals</b>	<b>123</b>	<b>461-1258</b>	<b>.366</b>	<b>294-831</b>	<b>.354</b>	<b>361-434</b>	<b>.832</b>	<b>1577</b>



**16. JIM WHERRY ..... 1,346**

Year	G	FG-A	Pct.	3FG-A	Pct.	FT-FTA	Pct.	Pts.
1967-68	23	199-378	.526	—	—	72-111	.649	470
1968-69	24	168-358	.469	—	—	55-87	.632	424
1969-70	23	190-418	.455	—	—	72-142	.507	452
<b>Totals</b>	<b>70</b>	<b>557-1154</b>	<b>.483</b>	<b>—</b>	<b>—</b>	<b>199-340</b>	<b>.585</b>	<b>1346</b>




**8. JAYE ANDREWS.....1,535**

Year	G	FG-A	Pct.	3FG-A	Pct.	FT-FTA	Pct.	Pts.
1981-82	27	87-201	.433	—	—	48-61	.787	222
1982-83	28	166-343	.484	—	—	51-80	.638	383
1983-84	29	184-353	.521	—	—	75-110	.682	443
1984-85	29	195-396	.492	—	—	97-123	.789	487
<b>Totals</b>	<b>113</b>	<b>632-1293</b>	<b>.489</b>	<b>—</b>	<b>—</b>	<b>271-374</b>	<b>.725</b>	<b>1535</b>



**17. BOAKAI LALUGBA..... 1,334**

Year	G	FG-A	Pct.	3FG-A	Pct.	FT-FTA	Pct.	Pts.
1999-00	21	20-35	.571	0-0	—	5-17	.294	45
2000-01	29	168-311	.540	0-1	.000	84-181	.464	420
2001-02	29	173-311	.556	1-3	.333	84-148	.568	431
2002-03	29	157-318	.494	1-6	.167	123-221	.557	438
<b>Totals</b>	<b>108</b>	<b>518-975</b>	<b>.531</b>	<b>2-10</b>	<b>.200</b>	<b>296-567</b>	<b>.522</b>	<b>1334</b>



**9. CHRIS McNAUGHTON...1,529**

Year	G	FG-A	Pct.	3FG-A	Pct.	FT-FTA	Pct.	Pts.
2003-04	29	142-214	.664	0-0	—	50-84	.595	334
2004-05	33	164-275	.596	0-2	.000	87-129		





# THE 1,000-POINT CLUB



## 19. J.R. HOLDEN .....1,327

Year	G	FG-A	Pct.	3FG-A	Pct.	FT-FTA	Pct.	Pts.
1994-95	27	36-85	.424	10-30	.333	12-18	.667	94
1995-96	28	69-182	.379	29-88	.330	40-61	.656	207
1996-97	29	182-449	.405	72-194	.371	81-123	.659	517
1997-98	28	170-423	.402	69-205	.337	100-128	.781	509
<b>Totals</b>	<b>112</b>	<b>457-1139</b>	<b>.401</b>	<b>180-517</b>	<b>.348</b>	<b>233-330</b>	<b>.706</b>	<b>1327</b>



## 20. STEPHEN BROWN .....1,309

Year	G	FG-A	Pct.	3FG-A	Pct.	FT-FTA	Pct.	Pts.
2014-15	30	40-91	.440	8-18	.444	19-40	.475	107
2015-16	31	93-189	.492	14-43	.326	85-102	.933	285
2016-17	35	138-301	.458	51-127	.402	63-93	.677	390
2017-18	35	186-386	.482	64-171	.374	91-109	.835	527
<b>Totals</b>	<b>131</b>	<b>457-967</b>	<b>.473</b>	<b>137-359</b>	<b>.382</b>	<b>258-344</b>	<b>.750</b>	<b>1309</b>



## 21. CHRIS SIMPSON .....1,229

Year	G	FG-A	Pct.	3FG-A	Pct.	FT-FTA	Pct.	Pts.
1990-91	8	2-10	.200	0-0	—	6-6	1.000	10
1991-92	30	95-206	.461	16-55	.291	71-96	.740	277
1992-93	29	175-349	.501	27-70	.386	114-144	.792	491
1993-94	22	139-334	.416	34-116	.293	139-169	.822	451
<b>Totals</b>	<b>89</b>	<b>411-899</b>	<b>.457</b>	<b>77-241</b>	<b>.320</b>	<b>330-415</b>	<b>.795</b>	<b>1229</b>



## 22. LORRY HATHAWAY ....1,208

Year	G	FG-A	Pct.	3FG-A	Pct.	FT-FTA	Pct.	Pts.
1962-63	23	151-385	.392	—	—	74-114	.649	376
1963-64	21	142-371	.383	—	—	78-109	.716	362
1964-65	24	185-447	.414	—	—	100-157	.637	470
<b>Totals</b>	<b>68</b>	<b>478-1203</b>	<b>.397</b>	<b>—</b>	<b>—</b>	<b>252-380</b>	<b>.663</b>	<b>1208</b>



## 23. JOE STEINER .....1,200

Year	G	FG-A	Pct.	3FG-A	Pct.	FT-FTA	Pct.	Pts.
1959-60	20	139-340	.409	—	—	40-55	.727	318
1960-61	23	220-489	.450	—	—	66-91	.725	506
1961-62	22	169-441	.383	—	—	38-57	.667	376
<b>Totals</b>	<b>65</b>	<b>528-1270</b>	<b>.416</b>	<b>—</b>	<b>—</b>	<b>144-203</b>	<b>.709</b>	<b>1200</b>



## 24. DAN BOWEN .....1,193

Year	G	FG-A	Pct.	3FG-A	Pct.	FT-FTA	Pct.	Pts.
1996-97	29	82-152	.539	0-0	—	51-71	.718	215
1997-98	28	94-166	.566	0-0	—	57-83	.687	245
1998-99	29	119-209	.569	0-1	.000	72-115	.626	310
1999-00	27	152-295	.515	8-24	.333	111-140	.793	423
<b>Totals</b>	<b>113</b>	<b>447-822</b>	<b>.544</b>	<b>8-25</b>	<b>.320</b>	<b>291-409</b>	<b>.711</b>	<b>1193</b>



## 25. JOE GALLAGHER .....1,183

Year	G	FG-FGA	Pct.	3FG-A	Pct.	FT-FTA	Pct.	Pts.
1949-50	21	144-N/A	N/A	—	—	78-110	.709	366
1950-51	22	166-N/A	N/A	—	—	90-137	.657	422
1951-52	24	163-452	.361	—	—	69-115	.600	395
<b>Totals</b>	<b>67</b>	<b>473-N/A</b>	<b>N/A</b>	<b>—</b>	<b>—</b>	<b>237-362</b>	<b>.655</b>	<b>1183</b>



## 26. GERALD PURNELL .....1,174

Year	G	FG-A	Pct.	3FG-A	Pct.	FT-FTA	Pct.	Pts.
1974-75	26	180-427	.467	—	—	107-135	.793	467
1975-76	25	157-379	.414	—	—	94-115	.817	408
1976-77	24	114-276	.413	—	—	71-90	.789	299
<b>Totals</b>	<b>75</b>	<b>451-1082</b>	<b>.417</b>	<b>—</b>	<b>—</b>	<b>272-340</b>	<b>.800</b>	<b>1174</b>



## 27. BRYAN BAILEY .....1,167

Year	G	FG-A	Pct.	3FG-A	Pct.	FT-FTA	Pct.	Pts.
1998-99	23	12-35	.343	4-14	.286	13-20	.650	41
1999-00	28	106-216	.491	17-48	.354	89-124	.718	318
2000-01	27	139-304	.457	34-78	.436	165-221	.747	477
2001-02	19	106-247	.429	40-104	.385	79-103	.767	331
<b>Totals</b>	<b>97</b>	<b>363-802</b>	<b>.453</b>	<b>95-244</b>	<b>.389</b>	<b>346-468</b>	<b>.739</b>	<b>1167</b>



## 28. HAL DANZIG .....1,163

Year	G	FG-A	Pct.	3FG-A	Pct.	FT-FTA	Pct.	Pts.
1956-57	24	133-358	.372	—	—	77-125	.616	343
1957-58	24	153-409	.374	—	—	120-181	.663	426
1958-59	23	146-385	.379	—	—	102-156	.654	386
<b>Totals</b>	<b>71</b>	<b>432-1152</b>	<b>.375</b>	<b>—</b>	<b>—</b>	<b>299-462</b>	<b>.647</b>	<b>1163</b>



## 29. JOE WILLMAN .....1,162

Year	G	FG-A	Pct.	3FG-A	Pct.	FT-FTA	Pct.	Pts.
2009-10	31	77-157	.490	0-3	.000	19-28	.679	173
2010-11	34	109-234	.466	1-3	.333	38-47	.809	257
2011-12	35	163-309	.528	0-2	.000	47-55	.855	373
2012-13	34	155-313	.495	0-2	.000	49-58	.845	359
<b>Totals</b>	<b>134</b>	<b>504-1013</b>	<b>.498</b>	<b>1-10</b>	<b>.100</b>	<b>153-188</b>	<b>.814</b>	<b>1162</b>



## 30. CHARLES LEE .....1,147

Year	G	FG-A	Pct.	3FG-A	Pct.	FT-FTA	Pct.	Pts.
2002-03	10	6-17	.353	2-7	.286	8-10	.800	22
2003-04	29	94-204	.461	14-54	.259	90-110	.818	292
2004-05	33	137-315	.435	46-109	.422	92-121	.760	412
2005-06	32	130-299	.435	43-115	.374	118-158	.747	421
<b>Totals</b>	<b>104</b>	<b>367-835</b>	<b>.440</b>	<b>105-285</b>	<b>.368</b>	<b>308-399</b>	<b>.772</b>	<b>1147</b>



## 31. GREG LEGGETT .....1,141

Year	G	FG-A	Pct.	3FG-A	Pct.	FT-FTA	Pct.	Pts.
1986-87	8	4-9	.444	0-0	—	5-5	1.000	13
1987-88	28	84-164	.512	2-10	.200	44-78	.564	214
1988-89	31	127-229	.555	1-2	.500	74-105	.705	329
1989-90	29	224-446	.502	19-60	.317	118-171	.690	585
<b>Totals</b>	<b>96</b>	<b>439-848</b>	<b>.518</b>	<b>22-72</b>	<b>.306</b>	<b>241-359</b>	<b>.671</b>	<b>1141</b>




## 32. TED ACETO .....1,118

Year	G	FG-A	Pct.	3FG-A	Pct.	FT-FTA	Pct.	Pts.
1985-86	28	82-182	.451	—	—	31-45	.689	195
1986-87	29	51-118	.432	6-22	.273	24-30	.800	132
1987-88	28	141-295	.478	25-61	.410	76-89	.854	383
1988-89	30	134-291	.460	44-93	.473	96-117	.821	408
<b>Totals</b>	<b>115</b>	<b>408-886</b>	<b>.460</b>	<b>75-176</b>	<b>.426</b>	<b>227-281</b>	<b>.808</b>	<b>1118</b>



## 33. BRYAN COHEN .....1,102

Year	G	FG-A	Pct.	3FG-A	Pct.	FT-FTA	Pct.	Pts.
2008-09	30	125-342	.365	51-156	.327	52-79	.658	353
2009-10	31	85-236	.360	35-104	.337	69-97	.711	274
2010-11	34	82-211	.389	26-59	.441	48-71	.676	238
2011-12	35	78-214	.364	25-81	.309	56-73	.767	237
<b>Totals</b>	<b>130</b>	<b>370-1003</b>	<b>.369</b>	<b>137-400</b>	<b>.343</b>	<b>225-320</b>	<b>.703</b>	<b>1102</b>



## 34. BRIAN ANDERSON .....1,092

Year	G	FG-A	Pct.	3FG-A	Pct.	FT-FTA	Pct.	Pts.
1992-93	(played at Penn State)							
1993-94	27	145-285	.509	5-21	.238	104-129	.806	399
1994-95	26	109-267	.408	6-25	.240	94-121	.777	318
1995-96	28	126-265	.475	11-23	.478	112-157	.713	375
<b>Totals</b>	<b>81</b>	<b>380-817</b>	<b>.465</b>	<b>22-69</b>	<b>.319</b>	<b>310-407</b>	<b>.762</b>	<b>1092</b>



## 35. JOHN GRIFFIN .....1,084

Year	G	FG-A	Pct.	3FG-A	Pct.	FT-FTA	Pct.	Pts.
2004-05	33	67-159	.421	47-119	.395	47-56	.839	228
2005-06	32	36-102	.353	29-83	.349	24-33	.727	125
2006-07	31	93-234	.397	65-176	.369	74-89	.831	325
2007-08	31	115-303	.380	79-217	.364	97-125	.776	406
<b>Totals</b>	<b>127</b>	<b>311-798</b>	<b>.390</b>	<b>220-595</b>	<b>.370</b>	<b>242-303</b>	<b>.799</b>	<b>1084</b>



## 36. CHRIS SENECA .....1,082

Year	G	FG-A	Pct.	3FG-A	Pct.	FT-FTA	Pct.	Pts.
1983-84	1	0-0	—	—	—			





**37. STEVE SIGL ..... 1,064**

Year	G	FG-A	Pct.	3FG-A	Pct.	FT-FTA	Pct.	Pts.
1976-77	19	50-100	.500	—	—	21-31	.677	121
1977-78	28	77-151	.510	—	—	51-70	.729	205
1978-79	26	147-288	.510	—	—	88-113	.779	382
1979-80	27	136-283	.481	—	—	84-115	.730	356
<b>Totals</b>	<b>100</b>	<b>410-822</b>	<b>.499</b>	<b>—</b>	<b>—</b>	<b>244-329</b>	<b>.742</b>	<b>1064</b>



**41. MARK ALLSTEADT ..... 1,020**

Year	G	FG-A	Pct.	3FG-A	Pct.	FT-FTA	Pct.	Pts.
1984-85	29	116-237	.489	—	—	37-58	.638	269
1985-86	28	152-310	.490	—	—	46-64	.719	350
1986-87	31	150-328	.457	36-82	.439	65-91	.714	401
<b>Totals</b>	<b>88</b>	<b>418-875</b>	<b>.478</b>	<b>36-82</b>	<b>.439</b>	<b>148-213</b>	<b>.695</b>	<b>1020</b>



**38. GORDON MBOYA..... 1,041**

Year	G	FG-A	Pct.	3FG-A	Pct.	FT-FTA	Pct.	Pts.
1993-94	27	85-223	.381	48-137	.350	65-76	.855	283
1994-95	26	63-149	.423	33-81	.407	42-52	.808	201
1995-96	27	44-121	.364	25-72	.347	15-21	.714	128
1996-97	29	136-307	.443	48-138	.348	109-144	.757	429
<b>Totals</b>	<b>109</b>	<b>328-800</b>	<b>.410</b>	<b>154-428</b>	<b>.360</b>	<b>231-293</b>	<b>.788</b>	<b>1041</b>




**42. HARVEY CARTER ..... 1,013**

Year	G	FG-A	Pct.	3FG-A	Pct.	FT-FTA	Pct.	Pts.
1970-71	23	139-278	.500	—	—	47-78	.603	325
1971-72	22	138-306	.451	—	—	50-80	.625	326
1972-73	25	152-322	.472	—	—	58-93	.624	362
<b>Totals</b>	<b>70</b>	<b>429-906</b>	<b>.474</b>	<b>—</b>	<b>—</b>	<b>155-251</b>	<b>.618</b>	<b>1013</b>



**39. MARK ATKINSON ..... 1,029**

Year	G	FG-A	Pct.	3FG-A	Pct.	FT-FTA	Pct.	Pts.
1984-85	29	97-179	.542	—	—	86-120	.717	280
1985-86	24	114-230	.496	—	—	60-83	.723	288
1986-87	31	171-315	.543	0-0	—	119-154	.773	461
<b>Totals</b>	<b>84</b>	<b>382-724</b>	<b>.428</b>	<b>0-0</b>	<b>—</b>	<b>265-357</b>	<b>.742</b>	<b>1029</b>



**43. PATRICK KING ..... 1,007**

Year	G	FG-A	Pct.	3FG-A	Pct.	FT-FTA	Pct.	Pts.
1989-90	10	3-8	.375	0-0	—	2-3	.667	8
1990-91	31	132-197	.670	0-0	—	125-161	.776	389
1991-92	30	202-323	.625	1-5	.200	205-244	.840	610
<b>Totals</b>	<b>71</b>	<b>337-528</b>	<b>.638</b>	<b>1-5</b>	<b>.200</b>	<b>332-408</b>	<b>.814</b>	<b>1007</b>



**40. SEKOU HAMER ..... 1,027**

Year	G	FG-A	Pct.	3FG-A	Pct.	FT-FTA	Pct.	Pts.
1992-93	17	10-23	.435	5-10	.500	15-17	.882	40
1993-94	27	122-297	.411	34-110	.309	42-59	.712	320
1994-95	27	115-247	.466	29-73	.397	56-81	.691	315
1995-96	28	111-263	.422	42-125	.336	88-118	.746	352
<b>Totals</b>	<b>99</b>	<b>358-830</b>	<b>.431</b>	<b>110-318</b>	<b>.346</b>	<b>201-275</b>	<b>.731</b>	<b>1027</b>

**SCORING**

**POINTS, CAREER— THE 1,000-POINT CLUB**

1. Mike Muscala	2009-13	2036
2. Al Leslie	1977-81	1973
3. Bob Barry	1976-80	1809
4. Nana Foulland	2014-18	1754
5. Zach Thomas	2014-18	1738
6. Mike Bright	1989-93	1670
7. Kevin Bettencourt	2002-06	1577
8. Jaye Andrews	1981-85	1535
9. Chris McNaughton	2003-07	1529
10. Cameron Ayers	2010-14	1526
11. Mike Joseph	1986-90	1518
12. Bill Courtney	1988-92	1499
13. Chris Hass	2012-16	1402
14. Bryson Johnson	2009-13	1384
15. Mike Butts	1985-89	1355
16. Jim Wherry	1967-70	1346
17. Boakai Lalugba	1999-03	1334
18. Kimbal Mackenzie	2015-19	1330
19. J.R. Holden	1994-98	1327
20. Stephen Brown	2014-18	1309
21. Chris Simpson	1990-94	1229
22. Lorry Hathaway	1962-65	1208
23. Joe Steiner	1959-62	1200
24. Dan Bowen	1997-00	1193
25. Joe Gallagher	1949-52	1183
26. Gerald Purnell	1974-77	1174
27. Bryan Bailey	1998-02	1167
28. Hal Danzig	1956-59	1163
29. Joe Willman	2009-13	1162
30. Charles Lee	2002-06	1147
31. Greg Leggett	1986-90	1141
32. Ted Aceto	1985-89	1118
33. Bryan Cohen	2008-12	1102
34. Brian Anderson	1993-96	1092
35. John Griffin	2004-08	1084
36. Chris Seneca	1984-87	1082
37. Steve Sigl	1976-80	1064
38. Gordon Mboya	1993-97	1041
39. Mark Atkinson	1984-87	1029
40. Sekou Hamer	1992-96	1027
41. Mark Allsteadt	1984-87	1020
42. Harvey Carter	1970-73	1013
43. Patrick King	1989-92	1007

**POINTS PER GAME, CAREER**

	Years	GP	Pts.	Avg.
1. Jim Wherry	1967-70	70	1346	19.2
2. Joe Steiner	1959-62	65	1200	18.5
3. Al Leslie	1977-81	109	1973	18.1
4. Lorry Hathaway	1962-65	68	1208	17.7
5. Joe Gallagher	1949-52	67	1183	17.7
6. Bob Barry	1976-80	107	1809	16.9
7. Hal Danzig	1956-59	71	1163	16.4
8. Gerald Purnell	1974-77	75	1174	15.6
9. Tom Schneider	1966-69	63	968	15.4
10. Mike Muscala	2009-13	133	2036	15.3
11. Bill Courtney	1988-92	103	1499	14.6
12. Harvey Carter	1970-73	70	1013	14.5
13. Don Strassner	1949-52	61	880	14.4
14. Zach Thomas	2014-18	121	1738	14.4
15. Mike Bright	1989-93	117	1670	14.3
16. Patrick King	1989-92	71	1007	14.2
17. Chris Simpson	1990-94	89	1229	13.8
18. Jaye Andrews	1981-85	113	1535	13.6
19. Chris Hass	2012-16	104	1402	13.5
20. Mike Joseph	1986-90	115	1518	13.2

**POINTS, SEASON**

1. Zach Thomas	2017-18	716
2. Mike Muscala	2012-13	637
3. Bill Courtney	1990-91	619
4. Patrick King	1991-92	610
5. Mike Muscala	2011-12	596
6. Greg Leggett	1989-90	585
7. Kimbal Mackenzie	2018-19	582
8. Al Leslie	1979-80	564
9. Zach Thomas	2016-17	558
10. Bill Courtney	1991-92	550

**POINTS PER GAME, SEASON**

	Year	GP	Pts.	Avg.
1. Joe Steiner	1960-61	23	506	22.0
2. Al Leslie	1979-80	27	564	20.9
3. Chris Simpson	1993-94	22	451	20.5
4. Zach Thomas	2017-18	35	716	20.5
5. Jim Wherry	1967-68	23	470	20.4
6. Patrick King	1991-92	30	610	20.3
7. Greg Leggett	1989-90	29	585	20.2
8. Dick Kniffin	1960-61	14	281	20.1
9. Bill Courtney	1990-91	31	619	19.9
10. Jim Wherry	1969-70	23	452	19.7

**POINTS, FRESHMAN**

1. Gerald Purnell	1974-75	467
2. Bob Barry	1976-77	441
3. Al Leslie	1977-78	367
4. Bryan Cohen	2008-09	353
5. Nana Foulland	2014-15	346
6. Chris McNaughton	2003-04	334
7. Kevin Bettencourt	2002-03	321
8. Mike Bright	1989-90	314
9. Mike Muscala	2009-10	296
10. Bryson Johnson	2009-10	294

**POINTS, GAME**


45* Al Leslie	American, 1/12/80
42 Jim Wherry	Penn State, 12/18/67
Kevin Bettencourt	St. Francis (Pa.), 12/6/03
41 Joe Steiner	LaSalle, 2/7/62
Al Leslie	West Chester, 2/18/81
40 Joe Steiner	Lehigh, 2/25/61
Chris Hass	Army, 1/2/16
39 Lorry Hathaway	Delaware, 3/2/65
Patrick King	Lafayette, 2/1/92
Brian Anderson	Colgate, 2/2/94
38 Zach Thomas	Stony Brook, 11/26/17
37 George Haines	Lebanon Valley, 1/19/42
Al Leslie	Rider, 1/31/80
Bill Courtney	St. Francis (Pa.), 12/8/90
36 Marty McKibbin	Dickinson, 2/26/52
Mike Butts	Duquesne, 12/21/87
Zach Thomas	Lehigh, 2/5/18
35 Joe Gallagher	Rutgers, 2/5/52

\*Indicates modern record; John Anderson scored 80 points against Philadelphia College of Pharmacy in 1903.

**TEAM POINTS, SEASON**

1. 2017-18	2837
2. 2016-17	2669
3. 2018-19	2534
4. 1988-89	2510
5. 1990-91	2472
6. 1986-87	2449
7. 2015-16	2448
8. 1991-92	2441
9. 2011-12	2410
10. 2010-11	2387





**MIKE JOSEPH**

### TEAM SCORING AVERAGE, SEASON

1.	1987-88	83.3
2.	1993-94	83.1
3.	1991-92	81.4
4.	2017-18	81.1
5.	1992-93	81.0
6.	1988-89	81.0
7.	1967-68	80.3
8.	1990-91	79.7
9.	1986-87	79.0
10.	2015-16	79.0

### TEAM SCORING DEFENSE, SEASON (SINCE 1947)

1.	1947-48	47.4
2.	1948-49	51.4
3.	2005-06	55.6
4.	2006-07	57.8
5.	2012-13	57.8
6.	2002-03	58.8
7.	2004-05	59.0
8.	1952-53	60.6
9.	2003-04	60.7
10.	2011-12	61.3

## FIELD GOALS

### FIELD GOALS MADE, GAME

20, Joe Steiner vs. La Salle, Feb. 7, 1962

### FIELD GOALS ATTEMPTED, GAME

40, Joe Steiner vs. La Salle, Feb. 7, 1962

### FIELD GOAL PCT., GAME (10+ made FGs without a miss)

11-11, Nate Sestina vs. Holy Cross, Jan. 14, 2019  
10-10, Donald Brown vs. Lehigh, Jan. 14, 2004

### FIELD GOALS MADE, SEASON

1.	Al Leslie	1979-80	227
	Mike Muscala	2012-13	227
3.	Greg Leggett	1989-90	224
4.	Bob Barry	1978-79	222
5.	Joe Steiner	1960-61	220
6.	Nana Foulland	2017-18	210
7.	Al Leslie	1980-81	209
	Bill Courtney	1990-91	209
9.	Al Leslie	1978-79	208
10.	Zach Thomas	2017-18	206

### FIELD GOALS MADE, CAREER

1.	Al Leslie	1977-81	796
2.	Bob Barry	1976-80	792
3.	Mike Muscala	2009-13	723
4.	Nana Foulland	2014-18	696
5.	Mike Bright	1989-93	645
6.	Jaye Andrews	1981-85	632
7.	Chris McNaughton	2003-07	609

8.	Jim Wherry	1967-70	557
9.	Mike Butts	1985-89	545
10.	Zach Thomas	2014-18	534
11.	Cameron Ayers	2010-14	530
12.	Joe Steiner	1959-62	528
13.	Boakai Lalugba	1999-03	518
14.	Joe Willman	2009-13	504
15.	Bill Courtney	1988-92	490
16.	Lorry Hathaway	1962-65	478
17.	Joe Gallagher	1949-52	473
18.	Mike Joseph	1986-90	469
19.	Kevin Bettencourt	2002-06	461
20.	Chris Hass	2012-16	460

### FIELD GOALS ATTEMPTED, SEASON

1.	Al Leslie	1979-80	493
2.	Joe Steiner	1960-61	489
3.	Al Leslie	1980-81	469
4.	Al Leslie	1978-79	465
5.	Joe Gallagher	1951-52	452
	Bob Barry	1978-79	452
7.	J.R. Holden	1996-97	449
8.	Lorry Hathaway	1964-65	447
9.	Greg Leggett	1989-90	446
	Mike Muscala	2012-13	446
	Zach Thomas	2017-18	446

### FIELD GOALS ATTEMPTED, CAREER

1.	Al Leslie	1977-81	1748
2.	Bob Barry	1976-80	1678
3.	Mike Muscala	2009-13	1443
4.	Mike Bright	1989-93	1398
5.	Jaye Andrews	1981-85	1293
6.	Joe Steiner	1959-62	1270
7.	Kevin Bettencourt	2002-06	1258
8.	Cameron Ayers	2010-14	1205
9.	Lorry Hathaway	1962-64	1203
10.	Nana Foulland	2014-18	1202
11.	Jim Wherry	1967-70	1154
12.	Hal Danzig	1956-59	1152
13.	Zach Thomas	2014-18	1145
14.	J.R. Holden	1994-98	1139
15.	Bill Courtney	1988-92	1085
16.	Gerald Purnell	1974-77	1082
17.	Chris Hass	2012-16	1076
18.	Bryson Johnson	2009-13	1022
19.	Chris McNaughton	2003-07	1018
20.	Joe Willman	2009-13	1013

### FIELD GOAL PCT., SEASON (MIN. 75 MADE)

	Year	FGM-FGA	Pct.	
1.	Patrick King	1990-91	132-197	.670
2.	Chris McNaughton	2003-04	142-214	.664
3.	Nana Foulland	2016-17	203-322	.630
4.	Patrick King	1991-92	202-323	.625
5.	Matt Romberger	1983-84	81-131	.618
6.	Mike Butts	1987-88	190-309	.615
7.	Kihlon Golden	1995-96	92-152	.605
8.	Chris McNaughton	2004-05	164-275	.596
9.	Brian Fitzpatrick	2013-14	115-195	.590
10.	Nana Foulland	2017-18	210-358	.587

### FIELD GOAL PCT., CAREER (MIN. 150 MADE)

	Years	FGM-FGA	Pct.	
1.	Patrick King	1989-92	337-528	.638
2.	Chris McNaughton	2003-07	609-1018	.598
3.	Nana Foulland	2014-18	696-1202	.579
4.	Mike Butts	1985-89	545-950	.574
5.	Brian Fitzpatrick	2011-14	190-334	.569
6.	Kihlon Golden	1992-96	333-598	.557
7.	Dan Bowen	1996-00	447-822	.544
8.	Donald Brown	2003-07	315-581	.542
9.	Nate Sestina	2015-19	343-639	.537
10.	Boakai Lalugba	1999-03	518-974	.532
11.	Darren Mastropaolo	2004-08	195-367	.531
12.	Bo Heiden	1985-89	366-690	.530
13.	Tom Schneider	1966-69	410-775	.529
14.	Mark Atkinson	1984-87	382-724	.528
15.	John Watson	1985-89	273-520	.525
16.	Greg Leggett	1986-90	439-848	.518
17.	Tom Welch	1993-97	175-345	.507
18.	Sam Stettler	1973-76	283-559	.506
19.	Mike Muscala	2009-13	723-1443	.501
20.	Steve Sigl	1976-80	410-822	.499

### TEAM FIELD GOALS MADE, SEASON

1.	2017-18	965
2.	2016-17	942
3.	1988-89	880
4.	1986-87	874
5.	1992-93	871

### TEAM FIELD GOALS ATTEMPTED, SEASON

1.	2017-18	2050
2.	2016-17	1961
3.	2017-18	1928
4.	1992-93	1870
5.	1977-78	1862

### TEAM FIELD GOAL PERCENTAGE, SEASON

1.	1987-88	.519 (850/1637)
2.	1983-84	.514 (785/1527)
3.	1988-89	.514 (880/1713)
4.	1984-85	.494 (808/1635)
5.	1985-86	.483 (832/1722)

### TEAM FIELD GOALS MADE, GAME

50, vs. Rochester, Jan. 7, 1975  
50, vs. Albright, Jan. 15, 1969

### TEAM FIELD GOALS ATTEMPTED, GAME

105, vs. Rutgers, Feb. 5, 1952

### TEAM FIELD GOAL PERCENTAGE, GAME

.717 (33-46), vs. Navy, Jan. 17, 2004

### TEAM FIELD GOAL PERCENTAGE, HALF

.857 (18-21), vs. Lafayette, Feb. 2, 1991

## 3-POINT FGS (SINCE 1986-87)

### 3-POINT FGS MADE, GAME

11, Kevin Bettencourt vs. St. Francis (Pa.), Dec. 6, 2003

### 3-POINT FGS ATTEMPTED, GAME

16, Kevin Bettencourt vs. St. Francis (Pa.), Dec. 6, 2003

### 3-POINT FIELD GOALS MADE, SEASON

1.	Bryson Johnson	2010-11	99
2.	Bryson Johnson	2011-12	84
3.	Kimbal Mackenzie	2018-19	83
4.	Chris Hass	2014-15	82
5.	Kevin Bettencourt	2005-06	79
	John Griffin	2007-08	79
7.	Kevin Bettencourt	2004-05	78
8.	Bryson Johnson	2012-13	73
9.	J.R. Holden	1996-97	72
	Kevin Bettencourt	2003-04	72

### 3-POINT FIELD GOALS MADE, CAREER

1.	Bryson Johnson	2009-13	323
2.	Kevin Bettencourt	2002-06	294
3.	John Griffin	2004-08	220
4.	Kimbal Mackenzie	2015-19	211
5.	Mike Bright	1989-93	206
6.	Cameron Ayers	2010-14	201
7.	Chris Hass	2012-16	190
8.	Mike Joseph	1986-90	183
9.	J.R. Holden	1994-98	180
10.	Zach Thomas	2014-18	169
11.	G.W. Boon	2007-11	160
12.	Gordon Mboya	1993-97	154
13.	Bryan Cohen	2008-12	137
	Stephen Brown	2014-18	137
15.	Justin Castleberry	2005-09	131
16.	Valter Karavanic	1996-00	126
17.	Darryl Shazier	2007-11	121
18.	Jason Vegotsky	2005-09	120
19.	Bill Courtney	1988-92	119
20.	Dave Steigerwald	1992-96	111

### 3-POINT FIELD GOALS ATTEMPTED, SEASON

1.	Kevin Bettencourt	2003-04	223
2.	Kevin Bettencourt	2004-05	221
	Kimbal Mackenzie	2018-19	221





4.	John Griffin	2007-08	217
	Bryson Johnson	2010-11	217
6.	Chris Hass	2014-15	208
7.	Bryson Johnson	2011-12	207
8.	J.R. Holden	1997-98	205
9.	Bryson Johnson	2009-10	204
10.	Kevin Bettencourt	2005-06	196

**3-POINT FIELD GOALS ATTEMPTED, CAREER**

1.	Kevin Bettencourt	2002-06	831
2.	Bryson Johnson	2009-13	812
3.	John Griffin	2004-08	595
4.	Mike Bright	1989-93	581
5.	Kimbal Mackenzie	2015-19	554
6.	J.R. Holden	1994-98	517
7.	Chris Hass	2012-16	511
8.	Cameron Ayers	2010-14	488
9.	G.W. Boon	2007-11	451
10.	Gordon Mboya	1993-97	428
11.	Zach Thomas	2014-18	423
12.	Bryan Cohen	2008-12	400
13.	Mike Joseph	1986-90	386
14.	Justin Castleberry	2005-09	361
	Darryl Shazier	2007-11	361
16.	Stephen Brown	2014-18	359
17.	Valter Karavanic	1996-00	350
18.	Jason Vegotsky	2005-09	320
19.	Sekou Hamer	1992-96	318
20.	Bill Courtney	1988-92	316

**3-POINT FG PCT., SEASON (MIN. 25 MADE)**

	Year	FGM-FGA	Pct.	
1.	Mike Joseph	1987-88	65-116	.560
2.	Jason Vegotsky	2005-06	29-53	.547
3.	Mike Joseph	1988-89	62-115	.539
4.	Steve Schrader	1986-87	34-68	.500
	Chris Rodgers	2001-02	26-52	.500
6.	Chris Seneca	1986-87	67-141	.475
7.	Bo Heiden	1987-88	28-59	.475
8.	Ted Aceto	1988-89	44-93	.473
9.	Cameron Ayers	2011-12	59-126	.468
10.	Matt Clark	1992-93	38-82	.463

**3-POINT FG PCT., CAREER (MIN. 50 MADE)**

	Years	FGM-FGA	Pct.	
1.	Chris Seneca	1983-87	67-141	.475
2.	Mike Joseph	1986-90	183-386	.474
3.	Ben Brackney	2010-14	72-163	.442
4.	Bo Heiden	1985-89	59-137	.431
5.	Ted Aceto	1985-89	75-176	.426
6.	Cameron Ayers	2010-14	201-488	.412
7.	Dave Steigerwald	1992-96	111-275	.404
8.	Zach Thomas	2014-18	169-423	.400
9.	Bryson Johnson	2009-13	323-812	.398
10.	Keith Fenton	1987-91	83-212	.392
11.	Bryan Bailey	1998-02	95-244	.389
12.	Stephen Brown	2014-18	137-359	.382
13.	Kimbal Mackenzie	2015-19	211-554	.381
14.	John Azzinaro	2013-17	103-273	.377
15.	Jake Ramage	1997-01	107-284	.377
16.	Bill Courtney	1988-92	119-316	.377
17.	Jason Vegotsky	2005-09	120-320	.375
18.	Chris Hass	2012-16	190-511	.372
19.	John Griffin	2004-08	220-595	.370
20.	Charles Lee	2002-06	105-285	.368

**TEAM 3-POINT FGS MADE, SEASON**

1.	2018-19	311
2.	2016-17	286
3.	2017-18	280
4.	2010-11	234
5.	2014-15	233
	2015-16	233

**TEAM 3-POINT FGS ATTEMPTED, SEASON**

1.	2018-19	885
2.	2017-18	804
3.	2016-17	754
4.	2015-16	639
5.	2007-08	620

**TEAM 3-POINT FG PERCENTAGE, SEASON**

1.	1987-88	.470 (154/328)
2.	1988-89	.461 (160/347)

3.	1986-87	.451 (158/350)
4.	2010-11	.400 (234/585)
5.	2011-12	.392 (206/526)

**TEAM 3-POINT FG MADE, GAME**

21, vs. Lafayette, Feb. 24, 2019
17, vs. West Alabama, Nov. 26, 2011
17, vs. Lafayette, Feb. 22, 2017
16, vs. Holy Cross, Jan. 9, 2016
15, at Villanova, Nov. 18, 2007
15, at Boston College, Dec. 22, 2010

**TEAM 3-POINT FG ATTEMPTS, GAME**

40, vs. Lafayette, Feb. 22, 2017
39, vs. Holy Cross, March 3, 2016
36, vs. Lafayette, Feb. 24, 2019
36, vs. Holy Cross, Jan. 14, 2019
34, at Army, Jan. 5, 2018
34, vs. West Alabama, Nov. 26, 2011
34, at Colgate, Jan. 25, 1992

**TEAM 3-POINT FG PCT., GAME (MIN. 10 ATT.)**

.900 (9-10), vs. Lycoming, Dec. 11, 1987
--

**MOST PLAYERS MAKING 3-POINT FG, GAME**

10, vs. Lafayette, Feb. 24, 2019
----------------------------------

## FREE THROWS

**FREE THROWS MADE, GAME**

19, Zach Thomas vs. Siena, Nov. 20, 2017
--

**FREE THROWS ATTEMPTED, GAME**

22, Zach Thomas vs. Siena, Nov. 20, 2017
--

**FREE THROW PCT., GAME**

1.000, (most) Chris Simpson, 15-for-15 vs. George Mason, 1992
---

**FREE THROWS MADE, SEASON**


1.	Zach Thomas	2017-18	241
2.	Patrick King	1991-92	205
3.	Mike Muscala	2011-12	203
4.	Mike Muscala	2012-13	179
5.	Bryan Bailey	2000-01	165
6.	Bill Courtney	1990-91	160
7.	Mike Joseph	1989-90	144
8.	Kimbal Mackenzie	2018-19	143
9.	Bill Courtney	1991-92	142
10.	Zach Thomas	2016-17	140

**FREE THROWS MADE, CAREER**

1.	Mike Muscala	2009-13	569
2.	Zach Thomas	2014-18	501
3.	Bill Courtney	1988-92	400
4.	Mike Joseph	1986-90	397
5.	Al Leslie	1977-81	381
6.	Nana Foulland	2014-18	362
7.	Kevin Bettencourt	2002-06	361
8.	Bryan Bailey	1998-02	346
9.	Paul Kerr	1971-74	339
10.	Patrick King	1989-92	332
11.	Chris Simpson	1990-94	330
12.	Brian Anderson	1993-96	310
13.	Charles Lee	2002-06	308
14.	Chris McNaughton	2003-07	307
15.	Hal Danzig	1956-59	299
16.	Boakai Lalugba	1999-03	296
17.	Chris Hass	2012-16	292
18.	Dan Bowen	1996-00	291
19.	Kimbal Mackenzie	2015-19	281
20.	Chris Seneca	1983-87	279

**FREE THROWS ATTEMPTED, SEASON**

1.	Zach Thomas	2017-18	310
2.	Patrick King	1991-92	244
3.	Mike Muscala	2011-12	238
4.	Mike Muscala	2012-13	227
5.	Bryan Bailey	2000-01	221
	Boakai Lalugba	2002-03	221
7.	Bill Courtney	1990-91	203
8.	Nana Foulland	2017-18	201



J.R. HOLDEN

9.	Nana Foulland	2016-17	187
10.	Bill Courtney	1991-92	185

**FREE THROWS ATTEMPTED, CAREER**

1.	Mike Muscala	2009-13	695
2.	Nana Foulland	2014-18	666
3.	Zach Thomas	2014-18	648
4.	Boakai Lalugba	1999-03	567
5.	Bill Courtney	1988-92	509
6.	Al Leslie	1977-81	496
7.	Bryan Bailey	1998-02	468
8.	Hal Danzig	1956-59	462
9.	Paul Kerr	1971-74	457
10.	Mike Joseph	1986-90	449
11.	Chris McNaughton	2003-07	446
12.	Kevin Bettencourt	2002-06	434
13.	Chris Simpson	1990-94	415
14.	Dan Bowen	1996-00	409
15.	Patrick King	1989-92	408
16.	Brian Anderson	1993-96	407
17.	Charles Lee	2002-06	399
18.	Don Strasser	1949-52	388
	Bob Barry	1976-80	388
20.	Lorry Hathaway	1962-65	380


**FREE THROW PCT., SEASON (MIN. 50 MADE)**

	Year	FTM-FTA	Pct.	
1.	Mike Joseph	1989-90	144-155	.929
2.	Kevin Bettencourt	2004-05	95-107	.888
3.	Mike Joseph	1987-88	112-129	.868
4.	Mike Joseph	1988-89	118-137	.861
5.	G.W. Boon	2010-11	61-71	.859
6.	Cameron Ayers	2013-14	91-106	.858
7.	Kimbal Mackenzie	2018-19	143-167	.856
8.	Bo Heiden	1988-89	77-90	.856
9.	Gordon Mboya	1993-94	65-76	.855
10.	Ted Aceto	1987-88	76-89	.854

**FREE THROW PCT., CAREER (MIN. 100 MADE)**

	Years	FTM-FTA	Pct.	
1.	Mike Joseph	1986-90	397-449	.884
2.	Kimbal Mackenzie	2015-19	281-329	.854
3.	Bo Heiden	1985-89	197-232	.849
4.	Chris Hass	2012-16	292-351	.832
5.	Kevin Bettencourt	2002-06	361-434	.832
6.	Cameron Ayers	2010-14	265-319	.831
7.	Mike Muscala	2009-13	569-695	.819
8.	Joe Willman	2009-13	153-188	.814
9.	Patrick King	1989-92	332-408	.814
10.	Bryson Johnson	2009-13	259-319	.812
11.	John Watson	1985-89	142-175	.811
12.	Ted Aceto	1985-89	227-281	.808
13.	Gerald Purnell	1974-77	272-340	.800
14.	John Griffin	2004-08	242-303	.799
15.	Chris Simpson	1990-94	330-415	.795
16.	Keith Fenton	1987-91	200-253	.791
17.	Gordon Mboya	1993-97	231-293	.788





BILL COURTNEY

18. Charles Lee	2002-06	190-241	.788
19. Pat Flannery	1976-80	177-225	.787
20. Bill Courtney	1988-92	400-509	.786

TEAM FREE THROWS MADE, SEASON

1. 2017-18	627
2. 1988-89	590
3. 1990-91	584
4. 2015-16	553
5. 1991-92	550

TEAM FREE THROWS ATTEMPTED, SEASON

1. 2017-18	872
2. 2015-16	774
3. 1990-91	773
4. 2000-01	762
5. 1988-89	749

TEAM FREE THROW PERCENTAGE, SEASON

1. 2010-11	.7883 (499/633)
2. 1988-89	.7877 (590/749)
3. 2011-12	.774 (532/687)
4. 1987-88	.773 (477/617)
5. 1989-90	.764 (502/657)

TEAM FREE THROWS MADE, GAME

41, vs. Colgate (2OT), Feb. 2, 1994

TEAM FREE THROWS ATTEMPTED, GAME

56, vs. Colgate (2OT), Feb. 2, 1994

TEAM FREE THROW PCT., GAME (MIN. 10 ATT.)

- 1.000 (22-22), vs. Lafayette, Feb. 1, 1989
- 1.000 (21-21), vs. Richmond, Dec. 17, 2011
- 1.000 (20-20), vs. Lafayette, Feb. 4, 2005
- 1.000 (19-19), vs. Lafayette, March 3, 2012
- 1.000 (15-15), at Lafayette, Jan. 14, 2012
- 1.000 (11-11), at Loyola, Jan. 23, 2019
- 1.000 (10-10), at Navy, Jan. 28, 2012

ASSISTS (SINCE 1975-76)

ASSISTS, GAME

16, Russell Peyton vs. UMBC, 1992

ASSISTS, SEASON

1. Chris Seneca	1986-87	197
2. Chris Seneca	1985-86	191
3. Jimmy Sotos	2018-19	189
4. Darryl Shazier	2010-11	185
5. Mike Joseph	1989-90	182
6. Mike Joseph	1987-88	177
Mike Joseph	1988-89	177
8. Cal Puriefey	1983-84	167
Stephen Brown	2016-17	167
10. Chris Seneca	1984-85	165
Stephen Brown	2015-16	165

ASSISTS, CAREER

1. Mike Joseph	1986-90	565
2. Chris Seneca	1983-87	553
3. Stephen Brown	2014-18	524
4. Pat Flannery	1976-80	505

5. Darryl Shazier	2007-11	498
6. Steven Kaspar	2011-15	413
7. Cal Puriefey	1981-84	399
8. Abe Badmus	2003-07	375
9. Russell Peyton	1989-93	332
10. Bryan Cohen	2008-12	313

TEAM ASSISTS, SEASON

1. 1988-89	553
2. 2018-19	519
3. 2016-17	510
4. 2017-18	505
5. 2010-11	492

TEAM ASSISTS, GAME

- 29, vs. Lafayette, Feb. 24, 2019
- 29, vs. Shenandoah, Nov. 13, 2015

BLOCKED SHOTS (SINCE 1981-82)

BLOCKED SHOTS, GAME

8, Mike Butts vs. Lehigh, 1989; Mike Butts vs. Towson State, 1989; Brian Anderson vs. George Mason, 1993; Mike Muscala vs. Lehigh, 2011

BLOCKED SHOTS, SEASON

1. Mike Butts	1988-89	100
2. Mike Butts	1987-88	91
3. Mike Muscala	2012-13	80
4. Nana Foulland	2016-17	72
5. Mike Muscala	2010-11	67
6. Mike Muscala	2009-10	65
7. Nana Foulland	2017-18	61
8. Mike Muscala	2011-12	59
9. Mike Butts	1985-86	58
10. Dan Bowen	1996-97	48

BLOCKED SHOTS, CAREER

1. Mike Butts	1985-89	278
2. Mike Muscala	2009-13	271
3. Nana Foulland	2014-18	212
4. Dan Bowen	1996-00	160
5. Mike Bright	1989-93	120
6. Kihlon Golden	1992-96	93
Boakai Lalugba	1999-03	93
8. Brian Anderson	1993-96	86
9. Chris McNaughton	2003-07	80
10. Bo Heiden	1985-89	79

TEAM BLOCKED SHOTS, SEASON

1. 2017-18	152
2. 1988-89	142
3. 2016-17	134
4. 1999-00	131
5. 1986-87	129

TEAM BLOCKED SHOTS, GAME

15, vs. George Mason, 1993

STEALS (SINCE 1980-81)

STEALS, GAME

8, Jaye Andrews vs. Drexel, 1985; Russell Peyton vs. Loyola (Md.), 1993

STEALS, SEASON

1. Mike Bright	1992-93	94
2. Russell Peyton	1992-93	88
3. Mike Bright	1991-92	71
4. Charles Lee	2005-06	70
5. Mike Bright	1990-91	69
6. Sekou Hamer	1993-94	65
Abe Badmus	2005-06	65
7. Al Leslie	1980-81	60

J.R. Holden	1996-97	60
9. Abe Badmus	2004-05	58
10. Sekou Hamer	1994-95	57
Stephen Brown	2016-17	57

STEALS, CAREER

1. Mike Bright	1989-93	286
2. Abe Badmus	2003-07	217
3. Sekou Hamer	1992-96	173
4. Russell Peyton	1989-93	168
5. Charles Lee	2002-06	167
6. Kevin Bettencourt	2002-06	157
7. Stephen Brown	2014-18	147
8. Jaye Andrews	1981-85	144
9. J.R. Holden	1994-98	142
10. Darryl Shazier	2007-11	140

TEAM STEALS, SEASON

1. 1992-93	326
2. 2005-06	279
3. 2004-05	262
4. 2016-17	252
5. 1990-91	250

REBOUNDS (SINCE 1952-53)

REBOUNDS, GAME

- 29, Hal Danzig vs. Lehigh, 1958
- 28, Craig Greenwood vs. DePauw, 1968

REBOUNDS, SEASON

1. Hal Danzig	1957-58	387
2. Hal Danzig	1958-59	386
3. Mike Muscala	2012-13	378
4. Hal Danzig	1956-57	361
5. Craig Greenwood	1968-69	340
6. Craig Greenwood	1967-68	328
7. Mike Muscala	2011-12	319
8. Zach Thomas	2017-18	317
9. Lorry Hathaway	1962-63	316
10. Joe Steiner	1960-61	296

REBOUNDS PER GAME, SEASON

	Year	GP	Reb.	Avg.	
1.	Hal Danzig	1958-59	23	386	16.8
2.	Hal Danzig	1957-58	24	387	16.1
3.	Hal Danzig	1956-57	24	361	15.0
4.	Craig Greenwood	1967-68	23	328	14.3
5.	Craig Greenwood	1968-69	24	340	14.2
6.	Lorry Hathaway	1962-63	23	316	13.7
7.	Joe Steiner	1959-60	20	271	13.6
8.	Joe Steiner	1960-61	23	296	12.9
9.	Lorry Hathaway	1963-64	21	265	12.6
10.	Joe Steiner	1961-62	22	276	12.6

REBOUNDS, CAREER

1. Hal Danzig	1956-59	1134
2. Mike Muscala	2009-13	1093
3. Bob Barry	1976-80	986
4. Craig Greenwood	1966-69	909
5. Nana Foulland	2014-18	907
6. Lorry Hathaway	1962-65	876
7. Mike Butts	1985-89	860
8. Joe Steiner	1959-62	843
9. Mike Bright	1989-93	834
Zach Thomas	2014-18	796
11. Harvey Carter	1970-73	783
12. Boakai Lalugba	1999-03	731
13. Dan Bowen	1996-00	711
14. Sam Stettler	1973-76	651
15. Chris McNaughton	2003-07	646
Joe Willman	2009-13	645
17. Paul Olkowski	1989-93	632
18. Steve Sigl	1976-80	626
Kihlon Golden	1992-96	626
20. John Rodgers	1964-67	625

TEAM REBOUNDS, SEASON

1. 2017-18	1281
2. 2011-12	1237





3.	2012-13	1230
4.	2016-17	1203
5.	1965-66	1198

**TEAM REBOUNDS, GAME**

71, vs. Washington & Jefferson, Dec. 15, 1964

# GAMES PLAYED

**GAMES PLAYED, SEASON**

1.	Cameron Ayers	2011-12	35
	Bryan Cohen	2011-12	35
	Brian Fitzpatrick	2011-12	35
	Steven Kaspar	2011-12	35
	Mike Muscala	2011-12	35
	Joe Willman	2011-12	35
	Stephen Brown	2016-17	35
	Kimbal Mackenzie	2016-17	35
	<b>Bruce Moore</b>	<b>2016-17</b>	<b>35</b>
	Zach Thomas	2016-17	35
	<b>Avi Toomer</b>	<b>2016-17</b>	<b>35</b>
	Stephen Brown	2017-18	35
	Nana Foulland	2017-18	35
	<b>Jimmy Sotos</b>	<b>2017-18</b>	<b>35</b>
	Zach Thomas	2017-18	35
16.	21 times		34

**GAMES PLAYED, CAREER**

1.	Joe Willman	2009-13	134
	Nana Foulland	2014-18	134
3.	Bryson Johnson	2009-13	133
	Mike Muscala	2009-13	133
	Cameron Ayers	2010-14	133
	Steven Kaspar	2011-15	133
7.	Stephen Brown	2014-18	131
8.	Bryan Cohen	2008-12	130
9.	Ryan Frazier	2012-16	128
10.	John Griffin	2004-08	127
11.	G.W. Boon	2007-11	126
	Darryl Shazier	2007-11	126
13.	Chris McNaughton	2003-07	125
14.	Ryan Hill	2010-14	124
15.	Kevin Bettencourt	2002-06	123
	Abe Badmus	2003-07	123
17.	John Azzinaro	2013-17	122
	Kimbal Mackenzie	2015-19	122
18.	Zach Thomas	2014-18	121
19.	Patrick Behan	2006-10	119
20.	Paul Olkowski	1989-93	118
	Steve Schrader	1982-87	118

**GAMES STARTED, CAREER (SINCE 1982-83)**

1.	Nana Foulland	2014-18	133
2.	Bryan Cohen	2008-12	127
3.	Kevin Bettencourt	2002-06	122
4.	Chris McNaughton	2003-07	119
	Mike Muscala	2009-13	119
6.	Stephen Brown	2014-18	118
7.	Mike Bright	1989-93	115
8.	Joe Willman	2009-13	114
9.	Abe Badmus	2003-07	105
10.	Darryl Shazier	2007-11	104

# THE 1,000/500 CLUB

Twenty players in school history have scored 1,000 points and grabbed 500 rebounds:

Player	Years	Pts.	Reb.
Mike Muscala	2009-13	2,036	1,093
Al Leslie	1977-81	1,973	532
Bob Barry	1976-80	1,809	986
Nana Foulland	2014-18	1,754	907
Zach Thomas	2014-18	1,738	796
Mike Bright	1989-93	1,670	834
Jaye Andrews	1981-85	1,535	504
Chris McNaughton	2003-07	1,529	646

Mike Butts	1985-89	1,355	860
Boakai Lalugba	1999-03	1,334	731
Lorry Hathaway	1962-65	1,208	876
Joe Steiner	1959-62	1,200	843
Dan Bowen	1997-00	1,193	711
Hal Danzig	1956-59	1,163	1,134
Joe Willman	2009-13	1,162	645
Charles Lee	2002-06	1,147	568
Brian Anderson*	1993-96	1,092	544
Steve Sigl	1976-80	1,064	616
Mark Atkinson	1984-87	1,029	520
Harvey Carter	1970-73	1,013	783

\*Points and rebounds do not include Anderson's freshman totals of 66 points and 70 boards at Penn State

# MISCELLANEOUS TEAM RECORDS

**Points, Game:**

119, vs. Colgate (106), Jan. 29, 1968  
 Bucknell has scored 100 or more points 37 times, most recently vs. Lafayette (118-76) on Feb. 24, 2019.

**Most Points by an Opponent, Game:**

117, by Colgate (Bucknell 70), March 7, 1953  
 117, by Lafayette (Bucknell 93), Jan. 15, 1955  
 Bucknell opponents have scored 100 or more points 31 times, most recently by Arkansas (101-73) on Nov. 12, 2017.

**Most Combined Points, Game:**

225, Bucknell 119, Colgate 106, Jan. 29, 1968

**Most Points, First Half:**

63, vs. Lafayette, Feb. 24, 2019

**Most Points, Second Half:**

66, vs. Susquehanna, Nov. 26, 1985

**Most Points, Overtime Period:**

25, at Fairfield, Dec. 1, 2014

**Widest Margin of Victory:**

51, Bucknell 91, Dickinson 40, Dec. 4, 1995  
 51, Bucknell 81, Elizabethtown 30, Dec. 6, 1944

**Widest Margin of Defeat:**

68, Muhlenberg 105, Bucknell 37, Feb. 28, 1948

**Highest Losing Score:**

99, George Mason 101, Bucknell 99, Dec. 1, 1993

**Fewest Turnovers:**

1, vs. American (OT game), Jan. 13, 2010

**Most Turnovers:**

42, vs. Rider, Dec. 4, 1971

**Victories, Season:** 28, 2012-13

**Losses, Season:** 23, 2008-09

**Overtime Games:** 6, 2008-09

**Overtime Victories:** 4, 1978-79

**Longest Winning Streak:** 17, 1902-04

**Winning Streak, Season:** 14, 2006-07

**Consecutive Home Wins:** 24, Jan. 8, 1986-Dec. 11, 1987

# MISCELLANEOUS IND. RECORDS

**Freshman Single Game Scoring Record:**

31, Al Leslie vs. Rider, 1978

**Most Points Scored by an Opponent:**

49, Darren Queenan of Lehigh, 1987

**Most Points Scored in Davis Gym:**

45, Al Leslie of Bucknell vs. American, 1980  
 45, Tucker Neale of Colgate vs. Bucknell, 1994

**Most Points Scored in Sojka Pavilion:**

37, Dennis Stanton of Ursinus vs. Bucknell, 2003

**Most Points in One Half:**

32, Chris Hass vs. Army, 2015-16

**First Player to Score 1,000 Points:**

Joe Gallagher, 1949-52 (finished with 1,183)

**Most 20-Point Games, Season:**

17, Zach Thomas, 2017-18

16, Mike Joseph, 1989-90

16, Greg Leggett, 1989-90

16, Bill Courtney, 1990-91

**Most Consecutive 20-Point Games:**

6, Bob Barry, 1978-79

6, Greg Leggett, 1989-90

6, Chris Simpson, 1993-94

**Most 30-Point Games, Season:**

4, Joe Steiner, 1960-61

4, Zach Thomas, 2017-18

**Most Consecutive Free Throws Made:**

39, Bo Heiden, 1986-87

**Most Consecutive 3-Point FGs Made:**

9, Mike Bright, 1992-93

**Most Personal Fouls, Season:**

116, Avi Toomer, 2018-19

**Most Personal Fouls, Career:**

365, Chris McNaughton, 2003-07

**Most Disqualifications, Season:**

9, Ed Farver, 1967-68

9, Craig Cody, 1982-83

**Most Disqualifications, Career:**

18, Paul Kerr, 1971-74

18, Steve Schrader, 1983-87

**Most Minutes Played, Season:**

1,133, Patrick King, 1991-92

**Highest Avg. Minutes Played, Season:**

39.2, Chris Simpson, 1993-94

**Highest Avg. Minutes Played, Career:**

34.5, Chris Seneca, 1983-87

**Most Double-Doubles, Season:**

22, Mike Muscala, 2012-13

**Triple-Doubles:**

None





# SOJKA PAVILION TEAM RECORDS

**HIGHEST ATTENDANCE:**

4,433 vs. Villanova, 12/6/05

**POINTS:**

**Bucknell High:** 118, vs. Lafayette, 2/24/19  
**Bucknell Low:** 40, vs. Marist, 11/28/07  
**Opponent High:** 104, Cornell, 12/2/09  
**Opponent Low:** 25, Army, 2/22/04

**FIELD GOAL PERCENTAGE:**

**Bucknell High:** .717 (33-46), vs. Navy, 1/17/04  
**Bucknell Low:** .216 (11-51), vs. Holy Cross, 2/28/03  
**Opponent High:** .596 (31-52), Colgate, 1/31/15  
**Opponent Low:** .178 (8-45), Army, 2/22/04

**THREE-POINT PERCENTAGE:**

**Bucknell High:** .714 (10-14), vs. Colgate, 1/31/15  
**Bucknell Low:** .056 (1-18), vs. Army, 1/30/10  
**Opponent High:** .667 (6-9), Holy Cross, 3/3/10  
**Opponent Low:** .000 (0-16), Binghamton, 12/9/08; (0-14), Colgate, 1/20/07; (0-9), Lehigh, 1/30/08

**FREE-THROW PERCENTAGE:**

**Bucknell High:** 1.000 (21-21), vs. Richmond, 12/17/11; (19-19), vs. Lafayette, 3/3/12; (11-11), vs. Loyola, 1/23/19  
**Bucknell Low:** .300 (3-10), vs. Colgate, 2/26/05  
**Opponent High:** 1.000 (12-12), Marist, 11/14/14  
**Opponent Low:** .250 (2-8), Navy, 2/12/14

**MOST POINTS IN A HALF:**

**Bucknell First Half:** 63, vs. Lafayette, 2/24/19  
**Bucknell Second Half:** 59, vs. Siena, 11/20/17  
**Opponent:** 56, Fairfield, 12/27/15 (2nd)

**FEWEST POINTS IN A HALF:**

**Bucknell:** 15, vs. Holy Cross, 1/17/09 (1st)  
**Opponent:** 9, Army, 2/22/04 (1st)

**MARGIN OF VICTORY:**

**Bucknell:** 50, vs. Army, 2/22/04  
**Opponent:** 19, Villanova, 12/6/05

**FIELD GOALS MADE:**

**Bucknell High:** 45, vs. Lafayette, 2/24/19  
**Bucknell Low:** 11, vs. Holy Cross, 2/28/03; 11 vs. Ohio, 1/2/08  
**Opponent High:** 36, Northeastern, 11/28/18  
**Opponent Low:** 8, Army, 2/22/04

**FIELD GOALS ATTEMPTED:**

**Bucknell High:** 84, vs. St. Bonaventure, 12/30/08  
**Bucknell Low:** 34, vs. Holy Cross, 1/8/05  
**Opponent High:** 75, Loyola, 3/1/18  
**Opponent Low:** 36, Colgate, 1/20/07

**THREE-POINT FIELD GOALS MADE:**

**Bucknell High:** 21, vs. Lafayette, 2/24/19  
**Bucknell Low:** 1, vs. Lehigh, 2/10/04; vs. Villanova, 12/6/05; vs. Army, 1/30/10; vs. Dartmouth, 11/27/12; vs. Princeton, 11/30/13; vs. American, 1/6/16  
**Opponent High:** 17, Fairfield, 12/27/15  
**Opponent Low:** 0, Colgate, 1/20/07; Lehigh, 1/30/08; Binghamton, 12/9/08

**THREE-POINT FIELD GOALS ATTEMPTED:**

**Bucknell High:** 39, vs. Holy Cross, 3/3/16  
**Bucknell Low:** 6, vs. Princeton, 11/25/11; vs. Lafayette, 1/19/13  
**Opponent High:** 34, Navy, 1/11/08  
**Opponent Low:** 7, Loyola (Md.), 12/28/09



ZACH THOMAS

**FREE THROWS MADE:**

**Bucknell High:** 39, vs. Siena, 11/20/17  
**Bucknell Low:** 0, vs. Saint Francis (Pa.), 11/16/13  
**Opponent High:** 31, Holy Cross, 1/17/09  
**Opponent Low:** 0, Army, 3/3/06

**FREE THROWS ATTEMPTED:**

**Bucknell High:** 45, vs. Siena, 11/20/17  
**Bucknell Low:** 0, vs. Saint Francis (Pa.), 11/16/13  
**Opponent High:** 45, Wake Forest, 11/14/06  
**Opponent Low:** 0, Army, 3/3/06

**OFFENSIVE REBOUNDS:**

**Bucknell High:** 21, vs. Holy Cross, 3/3/16  
**Bucknell Low:** 3, vs. American, 1/25/12; vs. Princeton, 12/22/16; vs. American, 2/1/17  
**Opponent High:** 21, Colgate, 1/26/08; Navy, 3/5/17  
**Opponent Low:** 1, Boston University, 2/22/15

**DEFENSIVE REBOUNDS:**

**Bucknell High:** 42, vs. Loyola, 2/14/18  
**Bucknell Low:** 13, vs. Villanova, 12/6/05; vs. Navy, 2/29/11  
**Opponent High:** 38, St. Bonaventure, 12/30/08  
**Opponent Low:** 8, American, 2/8/06

**TOTAL REBOUNDS:**

**Bucknell High:** 55, vs. Navy, 2/7/09  
**Bucknell Low:** 21, vs. Villanova, 12/6/05; vs. Holy Cross, 2/16/08  
**Opponent High:** 50, Holy Cross, 2/28/03  
**Opponent Low:** 16, American, 2/8/06

**ASSISTS:**

**Bucknell High:** 29, vs. Shenandoah, 11/13/15; vs. Lafayette, 2/24/19  
**Bucknell Low:** 5, vs. Army, 2/28/09  
**Opponent High:** 24, Fairfield, 12/27/15; Northeastern, 11/28/18  
**Opponent Low:** 1, Army, 2/22/04

**TURNOVERS:**

**Bucknell High:** 27, vs. American, 2/7/04  
**Bucknell Low:** 1, vs. American, 1/13/10  
**Opponent High:** 27, Lafayette, 1/18/06  
**Opponent Low:** 4, Lehigh, 1/23/13; Lafayette, 3/8/15

**BLOCKED SHOTS:**

**Bucknell High:** 10, vs. Loyola, 3/1/18  
**Bucknell Low:** 0, 13 times  
**Opponent High:** 11, St. Bonaventure, 12/30/09  
**Opponent Low:** 0, 18 times

**STEALS:**

**Bucknell High:** 15, vs. Army, 3/3/06  
**Bucknell Low:** 1, vs. American, 1/25/12; vs. Lafayette, 1/19/13; vs. Navy, 2/2/13; vs. Navy, 3/6/13; vs. Colgate, 1/5/14; vs. Loyola, 2/18/15  
**Opponent High:** 18, American, 2/7/04  
**Opponent Low:** 0, Saint Francis (Pa.), 11/21/09

# SOJKA PAVILION INDIVIDUAL RECORDS

**POINTS:**

**Bucknell:** 32, Chris Hass vs. Holy Cross, 3/5/15; Zach Thomas vs. Army, 1/31/18; Nate Sestina vs. Holy Cross, 1/14/19  
**Opponent:** 37, Dennis Stanton, Ursinus, 12/22/03

**FIELD GOALS MADE:**

**Bucknell:** 12, Chris McNaughton vs. Villanova, 12/6/05; Mike Muscala vs. Colgate, 2/3/13; Mike Muscala vs. Lafayette, 1/19/13; Mike Muscala vs. Kent State, 12/4/12; Nana Foulland vs. La Salle, 12/22/17  
**Opponent:** 12, Javion Ogunyemi, Siena, 11/24/15

**FIELD GOALS ATTEMPTED:**

**Bucknell:** 24, Mike Muscala vs. Lafayette, 1/19/13  
**Opponent:** 27, Dennis Stanton, Ursinus, 12/22/03

**3-POINT FIELD GOALS MADE:**

**Bucknell:** 9, Bryson Johnson vs. West Alabama, 11/26/11  
**Opponent:** 7, Dennis Stanton, Ursinus, 12/22/03; Darrell Harris, La Salle, 12/3/07; Khalid Hart, Marist, 11/14/14

**3-POINT FIELD GOALS ATTEMPTED:**

**Bucknell:** 15, Bryson Johnson vs. West Alabama, 11/26/11  
**Opponent:** 17, Dennis Stanton, Ursinus, 12/22/03

**FREE THROWS MADE:**

**Bucknell:** 19, Zach Thomas vs. Siena, 11/20/17  
**Opponent:** 13, Pat Doherty, Holy Cross, 1/17/09

**FREE THROWS ATTEMPTED:**

**Bucknell:** 22, Zach Thomas vs. Siena, 11/20/17  
**Opponent:** 18, Kyle Visser, Wake Forest, 11/14/06

**REBOUNDS:**

**Bucknell:** 19, Mike Muscala vs. Navy, 2/2/13  
**Opponent:** 18, Jeff Foote, Cornell, 12/2/09

**ASSISTS:**

**Bucknell:** 10, Steven Kaspar vs. Navy, 2/12/14; Stephen Brown vs. Holy Cross, 1/9/16; Stephen Brown vs. Boston University, 2/21/16  
**Opponent:** 11, Donnell Gresham, Northeastern, 11/28/18

**BLOCKED SHOTS:**

**Bucknell:** 7, Mike Muscala vs. Navy, 1/9/10; Mike Muscala vs. Army, 3/2/11  
**Opponent:** 9, Andrew Nicholson, St. Bonaventure, 12/30/08

**STEALS:**

**Bucknell:** 6, Charles Lee vs. Navy, 1/17/04  
**Opponent:** 9, Linas Lekavicius, American, 2/7/04





**SCORING**

Year	Name	G	Pts.	Avg.
1947-48	John Lose	N/A	166	N/A
1948-49	John Mosny	20	230	11.5
1949-50	Joe Gallagher	21	366	17.4
1950-51	Joe Gallagher	22	422	19.2
1951-52	Joe Gallagher	24	395	16.5
1952-53	Barry Parker	19	265	13.9
1953-54	Barry Parker	20	311	15.6
1954-55	Norm Voorhees	21	295	14.0
1955-56	Marty Tannenbaum	22	316	14.4
1956-57	Hal Danzig	24	343	14.3
1957-58	Hal Danzig	23	394	17.1
1958-59	Hal Danzig	24	426	17.8
1959-60	Tommy Thompson	21	342	16.3
1960-61	Joe Steiner	23	506	22.0
1961-62	Joe Steiner	22	376	17.1
1962-63	Lorry Hathaway	22	354	16.1
1963-64	Lorry Hathaway	21	362	17.2
1964-65	Lorry Hathaway	24	470	19.6
1965-66	John Rodgers	25	425	17.0
1966-67	Matt McMonigle	22	369	16.8
1967-68	Jim Wherry	23	470	20.4
1968-69	Tom Schneider	24	440	18.3
1969-70	Jim Wherry	23	452	19.7
1970-71	Harvey Carter	23	325	14.1
1971-72	Harvey Carter	22	326	14.8
1972-73	Harvey Carter	25	362	14.2
1973-74	Paul Kerr	23	286	12.4
1974-75	Gerald Purnell	26	467	18.0
1975-76	Gerald Purnell	25	408	16.3
1976-77	Bob Barry	25	441	17.6
1977-78	Bob Barry	28	406	14.5
1978-79	Bob Barry/Al Leslie	27	505	18.7
1979-80	Al Leslie	27	564	20.9
1980-81	Al Leslie	28	537	19.2
1981-82	Jay Wright	27	321	11.9
1982-83	Jaye Andrews	28	383	13.7
1983-84	Jaye Andrews	29	443	15.3
1984-85	Jaye Andrews	29	487	16.8
1985-86	Mark Allsteadt	28	350	12.5
1986-87	Mark Atkinson	31	461	14.9
1987-88	Mike Butts	27	472	17.5
1988-89	Mike Butts	31	438	14.1
1989-90	Greg Leggett	29	585	20.2
1990-91	Bill Courtney	31	619	20.0
1991-92	Patrick King	30	610	20.3
1992-93	Chris Simpson	29	491	16.9
1993-94	Chris Simpson	22	451	20.5
1994-95	Brian Anderson	26	318	12.2
1995-96	Brian Anderson	28	375	13.4
1996-97	J.R. Holden	29	517	17.8
1997-98	J.R. Holden	28	509	18.2
1998-99	Valter Karavanic	29	324	11.2
1999-00	Dan Bowen	27	423	15.7
2000-01	Bryan Bailey	27	477	17.7
2001-02	Bryan Bailey	19	331	17.4
2002-03	Boakai Lalugba	29	438	15.1
2003-04	Kevin Bettencourt	29	432	14.9
2004-05	Kevin Bettencourt	33	417	12.6
2005-06	Charles Lee	32	421	13.2
2006-07	Donald Brown	24	289	12.0
2007-08	John Griffin	31	406	13.1
2008-09	Patrick Behan	30	415	13.8
2009-10	Darryl Shazier	31	314	10.1
2010-11	Mike Muscala	34	507	14.9
2011-12	Mike Muscala	35	596	17.0
2012-13	Mike Muscala	34	637	18.7
2013-14	Cameron Ayers	30	461	15.4
2014-15	Chris Hass	34	543	16.0
2015-16	Chris Hass	30	517	17.1
2016-17	Zach Thomas	35	558	15.9
2017-18	Zach Thomas	35	716	20.5
2018-19	Kimbal Mackenzie	33	582	17.6



STEPHEN BROWN

1986-87	Chris Seneca	31	197	6.4
1987-88	Mike Joseph	28	177	6.3
1988-89	Mike Joseph	31	177	5.7
1989-90	Mike Joseph	29	182	6.3
1990-91	Bill Courtney	31	112	3.6
1991-92	Russell Peyton	30	118	3.9
1992-93	Russell Peyton	29	146	5.0
1993-94	Chris Simpson	22	83	3.8
1994-95	Sekou Hamer	27	96	3.6
1995-96	Sekou Hamer	28	93	3.3
1996-97	J.R. Holden	29	114	3.9
1997-98	J.R. Holden	28	116	4.1
1998-99	Brian Muckle	29	63	2.2
1999-00	Brian Muckle	28	80	2.9
2000-01	Dan Blankenship	29	85	2.9
2001-02	Dan Blankenship	29	93	3.2
2002-03	Dan Blankenship	29	104	3.6
2003-04	Kevin Bettencourt	29	81	2.8
2004-05	Abe Badmus	31	107	3.5
2005-06	Abe Badmus	32	125	3.9
2006-07	Abe Badmus	31	96	3.1
2007-08	Stephen Tyree	31	88	2.8
2008-09	Darryl Shazier	30	138	4.6
2009-10	Darryl Shazier	31	118	3.8
2010-11	Darryl Shazier	34	185	5.4
2011-12	Bryan Cohen	35	87	2.5
2012-13	Bryson Johnson	34	79	2.3
2013-14	Steven Kaspar	30	139	4.6
2014-15	Steven Kaspar	34	121	3.6
2015-16	Stephen Brown	31	165	5.3
2016-17	Stephen Brown	35	167	4.8
2017-18	Stephen Brown	35	150	4.3
2018-19	Jimmy Sotos	31	189	6.1

**REBOUNDING**

Year	Name	G	Reb.	Avg.
1960-61	Joe Steiner	23	296	12.9
1961-62	Joe Steiner	22	276	12.5
1962-63	Lorry Hathaway	22	304	13.8
1963-64	Lorry Hathaway	22	265	12.6
1964-65	Lorry Hathaway	24	295	12.3
1965-66	Matt McMonigle	18	219	12.1
1966-67	Craig Greenwood	22	241	10.9
1967-68	Craig Greenwood	23	328	14.3
1968-69	Craig Greenwood	24	340	14.2
1969-70	Robert McKernan	23	240	10.4
1970-71	Harvey Carter	23	264	11.5
1971-72	Harvey Carter	22	273	12.4
1972-73	Harvey Carter	25	246	9.8
1973-74	Scott Novacek	24	150	6.3
1974-75	Sam Stettler	26	255	9.8
1975-76	Sam Stettler	26	286	11.0
1976-77	Bob Barry	25	251	10.1
1977-78	Bob Barry	28	228	8.1
1978-79	Bob Barry	27	249	9.2
1979-80	Bob Barry	27	258	9.6
1980-81	Deb Okorodudu	28	203	7.3
1981-82	Deb Okorodudu	27	132	4.9
1982-83	Eric Hegedus	28	148	5.3
1983-84	Eric Hegedus	26	171	6.6
1984-85	Jaye Andrews	29	203	7.0
1985-86	Mike Butts	29	203	7.0
1986-87	Mark Atkinson	31	248	8.0
1987-88	Mike Butts	27	290	10.7
1988-89	Mike Butts	31	243	7.8
1989-90	Mike Bright	29	205	7.1
1990-91	Patrick King	31	238	7.7
1991-92	Patrick King	30	229	7.6
1992-93	Mike Bright	29	217	7.5

1993-94	Kihlon Golden	27	246	9.1
1994-95	Kihlon Golden	27	190	7.0
1995-96	Brian Anderson	28	189	6.8
1996-97	Gordon Mboya	29	181	6.2
1997-98	Dan Bowen	28	160	5.7
1998-99	Dan Bowen	29	168	5.8
1999-00	Dan Bowen	27	204	7.6
2000-01	Boakai Lalugba	29	228	7.9
2001-02	Boakai Lalugba	29	206	7.1
2002-03	Boakai Lalugba	29	275	9.5
2003-04	Chris McNaughton	29	160	5.5
2004-05	Charles Lee	33	210	6.4
2005-06	Charles Lee	32	191	6.0
2006-07	Donald Brown	24	162	6.8
2007-08	Stephen Tyree	31	150	4.8
2008-09	Patrick Behan	30	205	6.8
2009-10	Stephen Tyree	31	160	5.2
2010-11	Mike Muscala	34	248	7.3
2011-12	Mike Muscala	35	319	9.1
2012-13	Mike Muscala	34	378	11.1
2013-14	Brian Fitzpatrick	30	153	5.1
2014-15	Nana Foulland	34	185	5.4
2015-16	Nana Foulland	31	213	6.9
2016-17	Nana Foulland	34	264	7.8
2017-18	Zach Thomas	35	317	9.1
2018-19	Nate Sestina	31	262	8.5

**FG% (MIN. 100 ATT.)**

Year	Name	FGM	FGA	Pct.
1960-61	Hal Smoker	77	138	55.8
1961-62	Don Lampus	70	156	44.9
1962-63	Tom Johnson	63	154	40.9
1963-64	Bill Headley	57	126	45.2
1964-65	Lorry Hathaway	185	447	41.4
1965-66	Matt McMonigle	103	209	49.2
1966-67	Matt McMonigle	148	332	44.6
1967-68	Tom Schneider	182	324	56.5
1968-69	Craig Greenwood	143	265	54.0
1969-70	Jim Wherry	190	418	45.5
1970-71	Harvey Carter	139	278	50.0
1971-72	David Greenwood	90	186	48.4
1972-73	Paul Biko	108	223	48.4
1973-74	Paul Kerr	80	191	41.9
1974-75	Sam Stettler	122	230	53.0
1975-76	Scott Hebditch	111	217	51.2
1976-77	Pat Flannery	63	120	52.5
1977-78	Steve Sigl	77	151	50.9
1978-79	Len Klebanoff	71	127	55.9
1979-80	Pat Flannery	78	156	50.0
1980-81	Deb Okorodudu	98	188	52.1
1981-82	Craigg Cody	65	121	53.7
1982-83	Craigg Cody	93	179	52.0
1983-84	Matt Romberger	81	131	61.8
1984-85	Mark Atkinson	97	179	54.2
1985-86	Mike Butts	110	189	58.2
1986-87	Mark Atkinson	171	315	54.3
1987-88	Mike Butts	190	309	61.5
1988-89	Mike Butts	178	306	58.2
1989-90	Greg Leggett	224	446	50.2
1990-91	Patrick King	132	197	67.0
1991-92	Patrick King	202	323	62.5
1992-93	Russell Peyton	125	239	52.3
1993-94	Kihlon Golden	124	232	53.5
1994-95	Kihlon Golden	110	194	56.7
1995-96	Kihlon Golden	92	152	60.5
1996-97	Dan Bowen	82	152	53.9
1997-98	Dan Bowen	94	166	56.6
1998-99	Dan Bowen	119	209	56.9
1999-00	Dan Bowen	152	295	51.5
2000-01	Boakai Lalugba	168	311	54.0
2001-02	Boakai Lalugba	173	311	55.6
2002-03	Boakai Lalugba	157	318	49.4
2003-04	Chris McNaughton	142	214	66.4
2004-05	Chris McNaughton	164	275	59.6
2005-06	Chris McNaughton	167	289	57.8
2006-07	Chris McNaughton	136	240	56.7
2007-08	Stephen Tyree	77	133	57.9
2008-09	Patrick Behan	166	369	45.0
2009-10	Joe Willman	77	157	49.0
2010-11	Mike Muscala	187	362	51.7
2011-12	Joe Willman	163	309	52.8
2012-13	Mike Muscala	227	446	50.9
2013-14	Brian Fitzpatrick	115	195	59.0
2014-15	Nana Foulland	141	257	54.9
2015-16	Nana Foulland	142	265	53.6
2016-17	Nana Foulland	203	322	63.0
2017-18	Nana Foulland	210	358	58.7
2018-19	Nate Sestina	185	345	53.6

**ASSISTS**

Year	Name	G	Ast.	Avg.
1975-76	Gerald Purnell	25	110	4.4
1976-77	Pat Flannery	24	68	2.8
1977-78	Pat Flannery	28	131	4.7
1978-79	Pat Flannery	27	157	5.8
1979-80	Pat Flannery	27	149	5.6
1980-81	Dave Shehadi	28	90	3.2
1981-82	Cal Puriefoy	24	88	3.7
1982-83	Cal Puriefoy	28	144	5.1
1983-84	Cal Puriefoy	29	167	5.8
1984-85	Chris Seneca	29	165	5.7
1985-86	Chris Seneca	29	191	6.6






**KRIBBS AWARD  
(TEAM MVP)**

- 1974-75 ..... Gerald Purnell
- 1975-76 ..... Sam Stettler
- 1976-77 ..... Bob Barry
- 1977-78 ..... Bob Barry
- 1978-79 ..... Bob Barry, Al Leslie
- 1979-80 ..... Bob Barry, Al Leslie
- 1980-81 ..... Al Leslie
- 1981-82 ..... Jay Wright
- 1982-83 ..... Jaye Andrews
- 1983-84 ..... Jaye Andrews
- 1984-85 ..... Jaye Andrews
- 1985-86 ..... Chris Seneca
- 1986-87 ..... Mark Atkinson, Chris Seneca
- 1987-88 ..... Mike Butts
- 1988-89 ..... Mike Butts
- 1989-90 ..... Mike Joseph, Greg Leggett
- 1990-91 ..... Bill Courtney
- 1991-92 ..... Patrick King
- 1992-93 ..... Mike Bright
- 1993-94 ..... Brian Anderson, Chris Simpson
- 1994-95 ..... Sekou Hamer
- 1995-96 ..... Kihlon Golden
- 1996-97 ..... J.R. Holden
- 1997-98 ..... J.R. Holden
- 1998-99 ..... Dan Bowen
- 1999-00 ..... Dan Bowen
- 2000-01 ..... Bryan Bailey
- 2001-02 ..... Bryan Bailey, Boakai Lalugba
- 2002-03 ..... Boakai Lalugba
- 2003-04 ..... Kevin Bettencourt, Chris McNaughton
- 2004-05 ..... Chris McNaughton
- 2005-06 ..... Kevin Bettencourt, Charles Lee
- 2006-07 ..... Donald Brown, Chris McNaughton
- 2007-08 ..... John Griffin
- 2008-09 ..... Patrick Behan
- 2009-10 ..... Darryl Shazier
- 2010-11 ..... Mike Muscala, Darryl Shazier
- 2011-12 ..... Mike Muscala
- 2012-13 ..... Mike Muscala
- 2013-14 ..... Cameron Ayers
- 2014-15 ..... Chris Hass
- 2015-16 ..... Chris Hass
- 2016-17 ..... Nana Foulland, Zach Thomas
- 2017-18 ..... Stephen Brown, Nana Foulland, Zach Thomas
- 2018-19 ..... Kimbal Mackenzie

**MUSSER AWARD  
(LEADERSHIP)**

- 1978-79 ..... Pat Flannery, Len Klebanoff
- 1979-80 ..... Bob Barry, Pat Flannery
- 1980-81 ..... Al Leslie
- 1981-82 ..... Ray Moss, Deb Okorodudu
- 1982-83 ..... Ray Moss, Jay Wright
- 1983-84 ..... Cal Puriefoy, Ed Sigl
- 1984-85 ..... Jaye Andrews, Eric Hegedus
- 1985-86 ..... Steve Schrader
- 1986-87 ..... Mark Allsteadt, Steve Schrader, Chris Seneca
- 1987-88 ..... John Watson
- 1988-89 ..... Mike Butts, John Watson
- 1989-90 ..... Mike Joseph, Greg Leggett
- 1990-91 ..... Keith Fenton, Bill Courtney
- 1991-92 ..... Bill Courtney, Patrick King
- 1992-93 ..... Mike Bright, Russell Peyton, Paul Olkowski
- 1993-94 ..... Chris Simpson, Raymond Brown
- 1994-95 ..... Kevin Wenk
- 1995-96 ..... Kevin Wenk
- 1996-97 ..... Mark Treiber, Tom Welch
- 1997-98 ..... J.R. Holden
- 1998-99 ..... Willie Callahan, Max Wetzell
- 1999-00 ..... Shaun Asbury
- 2000-01 ..... Mike Seek
- 2001-02 ..... Bryan Bailey, Dan Blankenship
- 2002-03 ..... Dan Blankenship, Jordan Hardenbergh
- 2003-04 ..... Matt Quinn, Roland Webber
- 2004-05 ..... Kevin Bettencourt, Charles Lee



**GERALD PURNELL**

- 2005-06 ..... Kevin Bettencourt, Charles Lee
- 2006-07 ..... Abe Badmus, Donald Brown, Chris McNaughton
- 2007-08 ..... John Griffin, Darren Mastropaolo, Rob Thomas
- 2008-09 ..... Darryl Shazier
- 2009-10 ..... Stephen Tyree
- 2010-11 ..... Stephen Tyree
- 2011-12 ..... Bryson Johnson
- 2012-13 ..... Bryson Johnson
- 2013-14 ..... Cameron Ayers
- 2014-15 ..... Joshea Singleton
- 2015-16 ..... Ryan Frazier
- 2016-17 ..... Stephen Brown
- 2017-18 ..... Kimbal Mackenzie
- 2018-19 ..... Nate Sestina

**THOMPSON AWARD  
(DEFENSE)**

- 1996-97 ..... Martin Gilliard
- 1997-98 ..... Martin Gilliard
- 1998-99 ..... Martin Gillard, Brian Muckle
- 1999-00 ..... Brian Muckle
- 2000-01 ..... Dan Blankenship
- 2001-02 ..... Dan Blankenship
- 2002-03 ..... Dan Blankenship
- 2003-04 ..... Davorin Skornik
- 2004-05 ..... Abe Badmus
- 2005-06 ..... Abe Badmus, Darren Mastropaolo
- 2006-07 ..... Abe Badmus, Darren Mastropaolo
- 2007-08 ..... Stephen Tyree
- 2008-09 ..... Bryan Cohen
- 2009-10 ..... Bryan Cohen
- 2010-11 ..... Bryan Cohen
- 2011-12 ..... Bryan Cohen
- 2012-13 ..... Mike Muscala
- 2013-14 ..... Ryan Frazier
- 2014-15 ..... Steven Kaspar
- 2015-16 ..... Stephen Brown
- 2016-17 ..... Kimbal Mackenzie
- 2017-18 ..... Nate Sestina
- 2018-19 ..... Bruce Moore

**COACHES' AWARD**

- 2000-01 ..... Boakai Lalugba
- 2001-02 ..... Chris Rodgers
- 2002-03 ..... Davorin Skornik
- 2003-04 ..... Charles Lee
- 2004-05 ..... Chris Niesz
- 2005-06 ..... Donald Brown, Chris McNaughton
- 2006-07 ..... Justin Castleberry, John Griffin
- 2007-08 ..... Darren Mastropaolo
- 2008-09 ..... Justin Castleberry, Jason Vegotsky
- 2009-10 ..... Patrick Behan



**BRYAN COHEN**

- 2010-11 ..... G.W. Boon
- 2011-12 ..... Cameron Ayers
- 2012-13 ..... Joe Willman
- 2013-14 ..... Cory Starkey
- 2014-15 ..... Cory Starkey
- 2015-16 ..... Dom Hoffman
- 2016-17 ..... Ben Oberfeld
- 2017-18 ..... Nate Jones
- 2018-19 ..... Nate Jones, Matt O'Reilly


**BACKCOURT CLUB  
AWARD**

- 1994-95 ..... Bob Behler
- 1995-96 ..... Sherm Doebler
- 1996-97 ..... Chuck Stahl
- 1997-98 ..... Fitz Walling, Al Yearick
- 1998-99 ..... George & Pauline McGee
- 1999-00 ..... Brad & Betty Tufts
- 2000-01 ..... George Burman
- 2001-02 ..... Don Myers
- 2002-03 ..... Frank Schoeneman
- 2003-04 ..... Roland Webber Sr.
- 2004-05 ..... Loren & Jane Amacher
- 2005-06 ..... Edward & Barbara Bettencourt
- 2006-07 ..... Lee Felsburg, Jen Novinger
- 2007-08 ..... Judy Wagner
- 2008-09 ..... Doug Allen
- 2009-10 ..... Jeff Ranck
- 2010-11 ..... Doug Birdsong
- 2011-12 ..... Brad Brown
- 2012-13 ..... Mark Keppler
- 2013-14 ..... Fran Simko
- 2014-15 ..... Jon Terry
- 2015-16 ..... Bob Stolz
- 2016-17 ..... Mike Trudnak
- 2017-18 ..... Kat Sokirka
- 2018-19 ..... John Hoover

**ALL-AMERICANS**

- 1950 Joe Gallagher ..... Second Team  
Don Strassner ..... Honorable Mention
- 1951 Joe Gallagher ..... Second Team  
Don Strassner ..... Honorable Mention
- 1952 Joe Gallagher ..... Second Team  
Don Strassner ..... Honorable Mention
- 1959 Hal Danzig ..... UPI Honorable Mention
- 1961 Joe Steiner ..... AP Honorable Mention
- 1985 Jaye Andrews ..... AP Honorable Mention
- 1988 Mike Butts ..... Sporting News Hon. Men.
- 2006 Charles Lee ..... AP Honorable Mention
- 2011 Mike Muscala ..... AP Honorable Mention
- 2013 Mike Muscala ..... AP Honorable Mention





MIKE BRIGHT



RYAN FRAZIER



CHRIS MCNAUGHTON

- 2014 Cameron Ayers ..... AP Honorable Mention
- 2017 Nana Foulland ..... AP Honorable Mention
- 2018 Zach Thomas ..... AP Honorable Mention

## ACADEMIC ALL-AMERICANS

- 1979 Len Klebanoff ..... Third Team
- 1985 Mark Allsteadt ..... All-District II
- 1987 Mike Butts ..... All-District II
- Bo Heiden ..... All-District II
- 1988 Bo Heiden ..... Second Team
- Mike Butts ..... Third Team
- 1989 Mike Butts ..... Second Team
- Bo Heiden ..... Second Team
- 1992 Patrick King ..... Second Team
- 1993 Paul Olkowski ..... All-District II
- 1997 Tom Welch ..... All-District II
- 1998 Valter Karavanic ..... First Team
- 1999 Valter Karavanic ..... Second Team
- 2006 Chris McNaughton ..... All-District II
- 2011 Mike Muscala ..... All-District II
- 2012 Bryson Johnson ..... All-District II
- 2013 Bryson Johnson ..... All-District II
- Mike Muscala ..... Third Team
- 2019 Nate Jones ..... All-District II

## OTHER HONORS

- 1958 Hal Danzig ..... ECAC All-East
- 1959 Hal Danzig ..... ECAC All-East
- 1961 Joe Steiner ..... ECAC All-East
- 1965 Lorry Hathaway ..... ECAC All-East
- 1966 John Rodgers ..... ECAC All-East
- 1975 Gerald Purnell ..... ECAC All-East Hon. Men.
- 1979 Len Klebanoff ..... NCAA Post-Grad. Schol. Alt.
- 1980 Al Leslie ..... USBWA All-District Two
- 1981 Al Leslie ..... Widmer All-East Honorable Mention
- 1984 Charlie Woollum ..... ECC Coach of the Year
- 1985 Charlie Woollum ..... ECC Co-Coach of the Year
- 1987 Charlie Woollum ..... ECC Coach of the Year
- 1988 Mike Butts ..... ECC Scholar-Athlete
- Mike Butts ..... Basketball Weekly All-East HM
- Bo Heiden ..... ECC Scholar-Athlete
- 1989 Bo Heiden ..... ECC Scholar-Athlete
- 1993 Paul Olkowski ..... P.L. Scholar-Athlete
- Mike Bright ..... Basketball Times All-East HM
- Chris Simpson ..... Basketball Times All-East HM
- Charlie Woollum ..... P.L. Coach of the Year
- Pat Flannery ..... P.L. Coach of the Year
- 1995 Pat Flannery ..... P.L. Coach of the Year
- 1997 Tom Welch ..... P.L. Scholar-Athlete
- 1997 Pat Flannery ..... P.L. Co-Coach of the Year
- 1998 Valter Karavanic ..... P.L. Scholar-Athlete
- 1999 Valter Karavanic ..... P.L. Scholar-Athlete
- 2001 Patrick King '92 ..... P.L. All-Decade Team

- 2002 Mike Bright '93 ..... P.L. All-Decade Team
- Dan Blankenship ..... P.L. Scholar-Athlete
- 2003 Dan Blankenship ..... P.L. Scholar-Athlete
- 2005 Chris McNaughton ..... P.L. Scholar-Athlete
- 2006 Chris McNaughton ..... P.L. Scholar-Athlete
- Chris McNaughton ..... NABC All-District Team
- Pat Flannery ..... P.L. Coach of the Year
- Pat Flannery ..... Hugh Durham Award
- Chris McNaughton ..... P.L. Scholar-Athlete
- 2007 Darryl Shazier ..... Riley Wallace All-America Team
- 2011 Dave Paulsen ..... P.L. Coach of the Year
- Dave Paulsen ..... Hugh Durham Award Finalist
- 2012 Mike Muscala ..... NABC All-District Team
- Dave Paulsen ..... P.L. Coach of the Year
- 2013 Mike Muscala ..... Senior CLASS All-American
- Mike Muscala ..... P.L. Scholar-Athlete
- Mike Muscala ..... NABC All-District Team
- Mike Muscala ..... Reese's D-I College All-Star Game
- Mike Muscala ..... Lute Olson All-American
- Mike Muscala ..... Naismith Awd. Candidate (top 30)
- Dave Paulsen ..... NABC Dist. 13 Coach of the Year
- 2014 Cameron Ayers ..... NABC All-District Team
- Cameron Ayers ..... Lefty Driesell Defensive All-American
- 2015 Chris Hass ..... NABC All-District Team
- Dave Paulsen ..... P.L. Coach of the Year
- Dave Paulsen ..... Skip Prosser Man of Year Awd. Finalist
- 2016 Chris Hass ..... NABC All-District Team
- Nathan Davis ..... P.L. Coach of the Year
- Nathan Davis ..... Joe B. Hall Award Finalist
- 2017 Nana Foulland ..... NABC All-District Team
- Zach Thomas ..... NABC All-District Team
- Nathan Davis ..... P.L. Coach of the Year
- 2018 Nana Foulland ..... NABC All-District Team
- Nana Foulland ..... P.L. Scholar-Athlete
- Zach Thomas ..... NABC All-District Team
- Zach Thomas ..... Lou Henson All-American
- Zach Thomas ..... Reese's D-I College All-Star Game
- 2019 Kimbal Mackenzie ..... P.L. Scholar-Athlete
- Kimbal Mackenzie ..... NABC All-District Team
- Nate Sestina ..... NABC All-District Team

## ALL-MIDDLE ATLANTIC CONFERENCE

- 1959 Hal Danzig ..... First Team
- 1960 Joe Steiner ..... Second Team
- Tommy Thompson ..... Honorable Mention
- 1961 Joe Steiner ..... First Team
- 1964 Lorry Hathaway ..... First Team
- John Matthews ..... Honorable Mention
- 1965 Lorry Hathaway ..... First Team
- 1968 Jim Wherry ..... Second Team
- 1969 Craig Greenwood ..... Second Team
- Tom Schneider ..... Honorable Mention

- 1970 Jim Wherry ..... Honorable Mention
- 1971 Harvey Carter ..... First Team
- 1972 Harvey Carter ..... Honorable Mention
- 1973 Paul Biko ..... First Team
- Harvey Carter ..... Honorable Mention
- 1974 Paul Kerr ..... First Team

## ALL-EAST COAST CONFERENCE

- 1975 Gerald Purnell ..... Western Section First Team
- Sam Stettler ..... Western Section Second Team
- 1977 Bob Barry ..... Second Team
- 1979 Bob Barry ..... First Team
- Al Leslie ..... Second Team
- Bob Barry ..... First Team
- 1980 Al Leslie ..... First Team
- Al Leslie ..... First Team
- 1981 Al Leslie ..... First Team
- 1984 Jaye Andrews ..... First Team
- Cal Puriefoy ..... Second Team
- Ed Sigl ..... Second Team
- 1985 Jaye Andrews ..... First Team, Player of the Year
- Chris Seneca ..... All-Rookie
- 1986 Chris Seneca ..... First Team
- Mike Butts ..... All-Rookie
- 1987 Chris Seneca ..... First Team
- Mark Atkinson ..... Second Team
- Mike Joseph ..... All-Rookie
- 1988 Mike Butts ..... First Team
- 1989 Mike Butts ..... First Team
- Mike Joseph ..... First Team
- 1990 Mike Joseph ..... First Team
- Greg Leggett ..... First Team
- Mike Bright ..... All-Rookie

## ALL-PATRIOT LEAGUE

- 1991 Bill Courtney ..... First Team
- Mike Bright ..... Second Team
- Patrick King ..... Second Team
- 1992 Patrick King ..... First Team, Player of the Year
- Bill Courtney ..... First Team
- Mike Bright ..... First Team, Player of the Year
- Chris Simpson ..... First Team
- 1994 Brian Anderson ..... First Team
- Chris Simpson ..... First Team
- Gordon Mboya ..... All-Rookie, Rookie of the Year
- 1995 Brian Anderson ..... First Team
- Sekou Hamer ..... Second Team
- 1996 Brian Anderson ..... First Team
- Sekou Hamer ..... Second Team





**CAMERON AYERS**



**JASON VEGOTSKY**



**STEPHEN TYREE**

- 1997 J.R. Holden ..... First Team  
Gordon Mboya ..... First Team  
Dan Bowen ..... All-Rookie, Rookie of the Year  
Dyrika Cameron ..... All-Rookie
- 1998 J.R. Holden ..... First Team  
Martin Gilliard ..... Second Team
- 1999 Dan Bowen ..... First Team  
Valter Karavanic ..... Second Team
- 2000 Dan Bowen ..... First Team  
Brian Muckle ..... Second Team
- 2001 Bryan Bailey ..... First Team
- 2002 Bryan Bailey ..... First Team  
Boakai Lalugba ..... First Team  
Chris Niesz ..... All-Rookie
- 2003 Boakai Lalugba ..... First Team  
Kevin Bettencourt ..... All-Rookie, Rookie of the Year
- 2004 Kevin Bettencourt ..... Second Team  
Charles Lee ..... Second Team  
Chris McNaughton ..... All-Rookie
- 2005 Charles Lee ..... First Team  
Chris McNaughton ..... First Team  
Kevin Bettencourt ..... Second Team  
John Griffin ..... All-Rookie  
Abe Badmus ..... Defensive Player of the Year
- 2006 Charles Lee ..... First Team, Player of the Year  
Chris McNaughton ..... First Team  
Kevin Bettencourt ..... Second Team  
Jason Vegotsky ..... All-Rookie
- 2007 Chris McNaughton ..... First Team  
Donald Brown ..... Second Team
- 2008 John Griffin ..... First Team  
Stephen Tyree ..... Defensive Player of the Year  
Todd O'Brien ..... All-Rookie
- 2009 Patrick Behan ..... Second Team  
Bryan Cohen ..... All-Rookie
- 2010 Mike Muscala ..... Second Team, All-Rookie  
Bryson Johnson ..... All-Rookie  
Joe Willman ..... All-Rookie  
Bryan Cohen ..... Defensive Player of the Year
- 2011 Mike Muscala ..... First Team, Player of the Year  
Darryl Shazier ..... First Team  
Bryson Johnson ..... Second Team  
Cameron Ayers ..... All-Rookie  
Bryan Cohen ..... Defensive Player of the Year
- 2012 Mike Muscala ..... First Team  
Bryan Cohen ..... Second Team, Def. Player of the Year  
Cameron Ayers ..... Second Team  
Joe Willman ..... Second Team
- 2013 Mike Muscala ..... First Team, Player of the Year,  
..... Def. Player of the Year  
Cameron Ayers ..... First Team
- 2014 Cameron Ayers ..... First Team, Player of the Year  
Chris Hass ..... Third Team

- 2015 Chris Hass ..... First Team  
Nana Foulland ..... All-Rookie
- 2016 Chris Hass ..... First Team  
Nana Foulland ..... Second Team  
Stephen Brown ..... Third Team, All-Defensive  
Ryan Frazier ..... All-Defensive
- 2017 Nana Foulland ..... First Team, Player of the Year  
..... Def. Player of the Year, All-Defensive  
Zach Thomas ..... First Team  
Stephen Brown ..... Second Team, All-Defensive  
Kimbal Mackenzie ..... Third Team
- 2018 Stephen Brown ..... First Team, All-Defensive  
Nana Foulland ..... First Team, All-Defensive  
Zach Thomas ..... First Team, Player of the Year
- 2019 Kimbal Mackenzie ..... First Team  
Nate Sestina ..... Second Team  
Bruce Moore ..... All-Defensive

## ACADEMIC ALL-PATRIOT LEAGUE

- 2011 Mike Muscala
- 2012 Bryson Johnson, Mike Muscala
- 2013 Bryson Johnson, Mike Muscala
- 2014 Brian Fitzpatrick
- 2016 Nana Foulland, Ryan Frazier
- 2017 Nana Foulland, Kimbal Mackenzie
- 2018 Stephen Brown, Nana Foulland
- 2019 Kimbal Mackenzie

## PL ACADEMIC HONOR ROLL

- 1991 Keith Fenton, Steve Leshinski, Paul Olkowski
- 1992 Jason Janego, Matt Sloan
- 1993 Matt Clark, Ryan Dopirak, Jason Janego, Paul Olkowski, Chris Simpson, Matt Sloan
- 1994 Ryan Dopirak, Brent Guthrie, Jason Janego, Matt Sloan, Tom Welch
- 1995 Brent Guthrie, Eric Polite, Tom Welch, Kevin Wenk
- 1996 Kihlon Golden, Gordon Mboya, Tom Welch, Kevin Wenk, Max Wetzel
- 1997 Valter Karavanic, Gordon Mboya, Brian Muckle, Mark Treiber, Tom Welch
- 1998 J.R. Holden, Valter Karavanic
- 1999 Willie Callahan, Valter Karavanic, Brian Muckle
- 2000 Shaun Asbury, Dyrika Cameron, Valter Karavanic, Brian Muckle, Brian Werner
- 2001 Bryan Bailey, Mike Seek

- 2002 Dan Blankenship, Jordan Hardenbergh, Boakai Lalugba, Matt Quinn, Davorin Skornik, Brian Werner
- 2003 Dan Blankenship, Jordan Hardenbergh, Boakai Lalugba, Jack Namvou, Matt Quinn, Davorin Skornik, Brian Werner
- 2004 Jeremiah Bennett, John Clark, Matt Quinn, Davorin Skornik, Roland Webber
- 2005 John Clark, Chris McNaughton
- 2006 Kevin Bettencourt, Charles Lee, Chris McNaughton, Andrew Morrison
- 2007 Darren Mastropaolo, Chris McNaughton, George Medrano
- 2008 Matt Fiery, Zach Evans, Darren Mastropaolo
- 2009 Justin Castleberry, Matt Fiery, Darryl Shazier
- 2010 Matt Fiery, Probese Leo, Mike Muscala, D.J. Rowe, Stephen Tyree
- 2011 Enoch Andoh, G.W. Boon, Bryan Cohen, Bryson Johnson, Probese Leo
- 2012 Enoch Andoh, Ben Brackney, Brian Fitzpatrick, Bryson Johnson, Colin Klebon, Probese Leo, Mike Muscala, Joe Willman
- 2013 Cameron Ayers, Ben Brackney, Brian Fitzpatrick, Ryan Frazier, Chris Hass, Bryson Johnson, Colin Klebon, Mike Muscala, Joshea Singleton, Cory Starkey, Joe Willman
- 2014 Cameron Ayers, Ben Brackney, Brian Fitzpatrick, Dom Hoffman, D.J. MacLeay, Cory Starkey
- 2015 Stephen Brown, Nana Foulland, Dom Hoffman, D.J. MacLeay, Joshea Singleton, Cory Starkey, Zach Thomas
- 2016 Matt Banas, Nana Foulland, Ryan Frazier, Chris Hass, Dom Hoffman, Nate Jones, Kimbal Mackenzie, D.J. MacLeay, Matt O'Reilly, Ben Oberfeld, Zach Thomas
- 2017 John Azzinaro, Stephen Brown, Nana Foulland, Nate Jones, Kimbal Mackenzie, D.J. MacLeay, Ben Oberfeld, Matt O'Reilly
- 2018 Stephen Brown, Nana Foulland, Nate Jones, Kimbal Mackenzie, Matt O'Reilly, Jordan Sechan, Jimmy Sotos, Zach Thomas
- 2019 Walter Ellis, Andrew Funk, Nate Jones, Matt O'Reilly, Ben Robertson, Nate Sestina, Kahlief Spear






1895-96 (1-3)		
Coach: Student Coaches		
2/14	Lock Haven	W 16 14
2/21	at Bloomsburg	L 12 24
2/22	at Wilkes-Barre	L 6 17
2/28	Williamsport	L 2 12
1896-97 (4-1)		
Coach: Student Coaches		
1/23	Danville	W 18 8
2/6	Penn	W 10 4
2/24	at W'port YMCA	W 16 8
3/5	State College	W 24 4
3/20	at State College	L 7 10
1897-98 (4-4)		
Coach: Student Coaches		
1/8	Danville	W 16 15
1/14	at Clover Wheelmen	L 6 10
1/15	at Camden	L 3 29
1/29	at Williamsport	L 12 14
2/5	Williamsport	W 30 2
2/11	at State College	L 4 12
2/23	State College	W 18 5
3/5	Cornell	W 30 7
1898-99 (3-5)		
Coach: Student Coaches		
12/19	Danville	L 8 19
1/7	Danville	W 17 9
1/16	Clover Wheelmen	L 16 18
1/20	at Williamsport	L 8 10
1/28	at State College	L 6 17
2/10	at Bridgeton	L 16 26
2/21	Williamsport	W 14 12
3/3	State College	W 12 8
1899-00 (6-3)		
Coach: Student Coaches		
1/12	Danville	W 29 12
1/19	at Bloomsburg	L 5 15
1/20	at Pittston	L 12 21
2/1	Dickinson	W 15 12
2/8	at Dickinson	W 15 12
2/10	State College	L 8 11
2/17	Cornell	W 29 10
2/22	Bloomsburg	W 25 5
3/5	State College	W 19 5
1900-01 (12-1)		
Coach: Student Coaches		
12/14	Milton	W 40 6
1/12	Quaker City	W 28 10
1/19	Wyoming Seminary	W 24 10
1/26	Dickinson	W 33 9
2/1	at Williamsport	L 5 8
2/5	Penn	W 32 9
2/8	at Gettysburg	W 30 11
2/9	at Dickinson	W 28 16
2/12	Williamsport	W 16 4
2/15	at Pittston	W 10 8
2/16	at Wyoming Sem.	W 24 8
2/22	Bloomsburg	W 18 15
3/11	Gettysburg	W 54 11
1901-02 (12-2)		
Coach: Student Coaches		
1/11	Lock Haven	W 46 8
1/17	Gettysburg	W 38 7
1/24	at Gettysburg	W 30 24
1/25	at Dickinson	W 21 13
1/31	Dickinson	W 46 3
2/8	Bloomsburg	W 42 12
2/11	Muhlenberg	W 16 5
2/12	at Princeton	L 18 19
2/13	at Lehigh	W 38 16
2/22	Lehigh	W 68 3
2/27	at Lock Haven	W 44 6
2/28	at Allegheny	L 4 26
3/1	at Warren	W 38 34
3/12	Pittston	W 30 9
1902-03 (10-0)		
Coach: Student Coaches		
1/16	Coll. of Pharmacy	W 159 5
1/23	Gettysburg	W 55 20
2/7	Franklin & Marshall	W 67 11
2/10	Ashland	W 57 12
2/28	Danville	W 68 6
3/7	LaSalle	W 45 17
3/10	Williamsport	W 15 13
3/12	at F&M	W 33 30
3/13	at Gettysburg	W 23 10
3/17	at Williamsport	W 10 6
1903-04 (7-5)		
Coach: Student Coaches		
1/15	Swarthmore	W 33 13
1/29	Scranton	W 37 14
2/6	LaSalle	W 37 14
2/10	Shenandoah	W 62 6
2/19	Gettysburg	W 31 24

2/24	Allegheny	L 10 12
3/3	Williamsport	L 13 14
3/5	at F&M	W 18 3
3/7	Williamsport	L 10 15
3/17	Wilkes-Barre	W 15 11
3/25	at Plymouth	L 7 18
3/26	at Wilkes-Barre	L 10 26
1904-05 (8-1)		
Coach: Student Coaches		
2/2	Ashland	W 40 17
2/9	Dickinson	W 46 11
2/17	Lebanon Valley	W 28 14
2/24	Williamsport	W 32 17
2/27	Dartmouth	W 24 13
3/3	at Gettysburg	W 19 13
3/4	at Lebanon Valley	L 10 29
3/11	Gettysburg	W 34 17
3/16	at Williamsport	W 14 13
1905-06 (10-2)		
Coach: Student Coaches		
1/12	Mansfield	W 25 11
1/19	Susquehanna	W 29 7
2/2	Lebanon Valley	W 46 11
2/8	Delaware	W 44 10
2/16	Swarthmore	L 16 22
2/17	Williamsport	W 33 18
2/22	Gettysburg	W 18 10
2/24	Dickinson	W 38 13
3/3	at Gettysburg	L 17 23
3/9	at Williamsport	W 28 26
3/13	Alumni	W 18 15
3/17	Lehigh	W 30 8
1906-07 (10-1)		
Coach: Student Coaches		
1/12	Susquehanna	W 40 29
1/18	Delaware	W 34 4
1/28	Bloomsburg	W 45 12
2/1	Gettysburg	W 42 12
2/9	NYU Law	W 35 9
2/14	Buffalo	W 38 11
2/21	Swarthmore	W 15 12
2/23	Alumni	W 20 16
3/1	Princeton Theo.	W 43 15
3/9	Dickinson Law	W 51 5
3/15	at H'burg Collegians	L 24 25
1907-08 (12-0)		
Coach: Student Coaches		
1/10	Susquehanna	W 46 22
1/18	Villanova	W 43 7
2/1	F&M	W 42 9
2/5	Pittsburgh	W 16 12
2/7	Lebanon Valley	W 52 13
2/20	Alumni	W 36 11
2/22	Swarthmore	W 29 9
2/28	State College	W 20 13
3/5	Keuka	W 64 19
3/7	Delaware	W 34 10
3/13	at Gettysburg	W 17 15
3/14	at F&M	W 20 17
1908-09 (9-3)		
Coach: George Hoskins		
1/15	Susquehanna	W 20 12
1/27	at Susquehanna	W 23 17
1/30	at State College	L 16 28
2/5	Allegheny	W 30 28
2/6	at Lehigh	L 13 46
2/13	Carnegie Tech	W 42 13
2/22	Swarthmore	L 16 20
2/26	Dickinson	W 28 19
3/6	Lehigh	W 16 15
3/11	Delaware	W 28 14
3/12	Gettysburg	W 28 14
3/16	Alumni	W 33 14
1909-10 (7-5)		
Coach: George Hoskins		
1/14	Susquehanna	W 45 16
1/28	Albright	W 34 22
1/31	George Washington	W 49 17
2/8	Allegheny	L 20 48
2/11	Dickinson	W 38 17
2/17	Alumni	W 20 17
2/22	Swarthmore (OT)	W 16 13
2/25	Gettysburg	W 26 18
3/4	at Dickinson	L 16 18
3/5	at Gettysburg	L 17 46
3/12	at State College	L 13 52
3/15	State College	L 10 23
1910-11 (5-6)		
Coach: George Hoskins		
1/13	Carnegie Tech	W 35 18
1/20	Albright	W 26 21
1/27	Dickinson	W 40 23
2/1	Susquehanna	W 32 21
2/10	Gettysburg	W 48 24
2/18	State College	L 10 26
1911-12 (10-6)		
Coach: C. Fulmer		
1/12	Lock Haven	W 56 13
1/19	Susquehanna	W 39 21
1/26	Lebanon Valley	W 46 10
2/3	F&M	W 39 12
2/8	at Swarthmore	L 14 31
2/10	at St. John's	L 18 28
2/16	at State College	L 19 35
2/22	State College	W 21 14
2/23	at Susquehanna	W 27 23
2/24	Alumni	W 80 20
3/1	at Albright	L 15 24
3/2	at F&M	W 27 24
3/7	at Gettysburg	L 27 40
3/8	at Mt. St. Mary's	L 17 18
3/9	at Georgetown	W 41 32
3/16	Albright	W 37 19
1912-13 (4-13)		
Coach: H.E. Zehner		
1/9	Bloomsburg	L 12 23
1/17	Lebanon Valley	W 31 20
1/25	Susquehanna	W 21 18
1/27	Gettysburg	W 33 26
2/1	at Susquehanna	W 21 18
2/7	Allegheny	L 5 46
2/13	at Seton Hall	L 16 22
2/14	at Pratt Institute	L 32 41
2/15	at Harrisburg	L 27 42
2/21	Pittsburgh	L 15 25
2/22	at Lehigh	L 17 48
2/28	Albright	L 17 25
3/7	at Albright	L 20 40
3/8	at F&M	L 21 51
3/13	at Georgetown	L 23 34
3/14	at Mt. St. Mary's	L 11 15
3/15	at Gettysburg	L 18 26
1913-14 (4-8)		
Coach: D. Schaffner		
1/9	Bloomsburg	W 23 16
1/16	WV Wesleyan	L 19 21
1/23	Susquehanna	W 25 20
1/31	at Albright	L 23 58
2/6	Albright	L 24 27
2/11	Juniata	W 37 20
2/14	at Susquehanna	L 15 41
2/19	at Gettysburg	L 29 41
2/20	at Mt. St. Mary's	L 12 41
2/21	at H'burg Collegians	L 25 59
2/26	Gettysburg	L 29 34
3/6	Wash & Jeff	W 34 11
1914-15 (5-11)		
Coach: George Cockill		
1/8	Bloomsburg	W 53 21
1/15	Muhlenberg	L 22 28
1/20	Susquehanna	W 39 28
1/26	Lafayette (OT)	W 33 32
1/29	Gettysburg	L 27 44
2/4	at Muhlenberg	L 31 44
2/5	at Lebanon Valley	W 30 28
2/6	at Albright	L 24 38
2/9	Juniata	W 38 24
2/13	at Susquehanna	L 31 47
2/15	H'burg YMCA	L 21 34
2/18	at Mt. St. Mary's	L 11 12
2/19	at Gettysburg	L 29 54
2/20	at Lancaster	L 24 62
2/26	Albright (OT)	L 36 38
3/3	at Syracuse	L 20 37
1915-16 (12-3)		
Coach: George Cockill		
1/7	Bloomsburg	W 42 20
1/14	Muhlenberg	W 23 14
1/15	at State College	L 21 42
1/21	Gettysburg	L 22 23
1/28	Susquehanna	W 40 9
2/3	at Ursinus	W 31 12
2/4	at Muhlenberg	W 35 32
2/5	at Albright	W 44 30
2/12	at Susquehanna	W 49 27
2/17	at Mt. St. Mary's	W 25 17
2/18	at Gettysburg	W 32 23
2/19	at Lebanon Valley	L 26 27
2/25	Albright	W 51 8
3/10	Ursinus	W 52 19
3/15	Williamsport Big 5	W 27 18
1916-17 (11-6-1)		
Coach: George Cockill		
1/5	Bloomsburg	W 55 25
1/12	Carlisle Indians	W 70 21
1/19	Gettysburg	W 31 30

2/24	at State College	L 16 34
3/3	at Susquehanna	L 32 35
3/10	at Carlisle Indians	L 17 34
3/11	at Dickinson	L 31 36
3/16	Alumni	L 28 36
1917-18 (11-3)		
Coach: Malcolm Musser		
1/4	Bloomsburg	W 35 22
1/15	at Lebanon Valley	L 34 43
1/18	Gettysburg	W 40 32
1/23	at Juniata	W 40 29
1/24	at Hassett School	W 28 24
2/1	Lebanon Valley	W 59 37
2/11	at USA Amb. Corps	L 24 40
2/12	at Lafayette	L 31 49
2/15	Carnegie Tech	W 45 32
2/20	Juniata	W 54 37
2/22	at Carlisle Indians	W 39 29
2/27	at Mt. St. Mary's	W 31 23
2/28	at Gettysburg	W 44 37
3/8	Carlisle Indians	W 55 27
1918-19 (14-3)		
Coach: Henry Benfer		
1/17	Wyoming (Pa.)	W 55 36
1/24	at Juniata	W 41 28
1/31	Susquehanna	W 65 8
2/3	at Cornell	W 32 24
2/6	Carnegie Tech	W 42 28
2/7	at Bethlehem Steel	W 45 40
2/8	at Albright	W 50 23
2/13	at Lehigh	L 23 25
2/14	at Lafayette	L 28 35
2/15	at Delaware	L 32 35
2/16	at Moravian	W 54 27
2/20	at Dickinson	W 50 48
2/21	at Gettysburg	W 34 25
2/22	at Mt. St. Mary's	W 37 31
2/27	at Juniata	W 48 31
3/7	Gettysburg	W 44 25
3/12	at Susquehanna	W 40 30
1919-20 (14-6)		
Coach: Malcolm Musser		
12/5	Penn St. Forestry	W 62 20
12/19	at Johns Hopkins	W 33 25
12/20	at Geo. Washington	W 42 17
1/6	at Syracuse	L 25 38
1/7	at Cornell	L 25 36
1/8	at Colgate	L 38 56
1/10	Lebanon Valley	W 55 15
1/16	Dickinson	W 52 18
1/17	at Lehigh	L 18 42
1/20	at Catholic	L 25 27
1/24	F&M	W 47 17
1/31	at Navy	L 13 15



**MALCOLM MUSSER**

1/26	Williamsport Five	W 32 26
2/3	Hassett School	L 20 21
2/9	Lebanon Valley	W 61 30
2/16	Nanticoke	W 45 37
2/19	at Georgetown	L 31 45
2/20	at Mt. St. Mary's	W 34 19
2/21	at Gettysburg	L 27 42
2/22	at Albright	W 43 32
2/24	F&M	W 56 17
3/2	Susquehanna	T 30 30
3/9	Albright	W 46 22
3/10	at Rochester	W 29 21
3/12	at Buffalo	L 18 34
3/13	at Canisius	L 29 37
3/14	at Susquehanna	L 23 26





# YEAR-BY-YEAR RESULTS

2/6	Juniata	W	32	24
2/14	George Washington	W	49	16
2/20	at Temple	W	39	29
2/21	at F&M	W	38	33
2/26	Susquehanna	W	59	18
3/4	Alumni	W	52	26
3/5	at Dickinson	W	48	22
4/3	Lehigh	W	39	33

### 1920-21 (12-4)

Coach: Clarence Glass

1/7	Dickinson	W	23	16
1/8	at Susquehanna	W	24	14
1/13	at F&M	W	20	14
1/14	at Temple	L	24	27
1/15	at Swarthmore	L	11	21
1/22	Gettysburg	W	31	30
1/23	Albright	W	28	23
2/5	Franklin & Marshall	W	32	12
2/10	Susquehanna	W	25	20
2/11	Dickinson	W	33	25
2/12	at Gettysburg	L	28	29
2/24	Juniata	W	32	23
3/1	Juniata	W	27	19
3/2	Pittsburgh	W	23	20
3/3	Carnegie Tech	L	31	34
3/4	Duquesne	W	26	25

### 1921-22 (8-10)

Coach: Clarence Glass

1/6	Dickinson	W	35	25
1/14	Penn Forestry	W	51	18
1/21	Lebanon Valley	W	45	24
1/28	at Penn State	L	14	38
2/4	Juniata	W	51	21
2/8	at Lehigh	L	15	21
2/9	at Lafayette	L	26	29
2/10	at Muhlenberg	L	27	33
2/16	at Georgetown	L	24	28
2/17	at Geo. Washington	W	34	32
2/18	at Catholic	L	23	25
2/25	at Susquehanna	W	28	22
3/1	at Gettysburg	L	23	32
3/2	at Dickinson	L	26	55
3/3	at Delaware	W	36	16
3/4	at Temple	W	35	34
3/9	Gettysburg	L	33	39
3/11	Susquehanna	L	28	41

### 1922-23 (9-11)

Coach: Clarence Glass

1/13	Juniata	W	32	27
1/19	Albright	W	57	21
1/22	at Hobart	W	43	19
1/23	at Cornell	L	18	43
1/26	Susquehanna	W	44	25
2/1	at Catholic	L	21	30
2/2	at Geo. Washington	W	36	21
2/3	at Navy	L	31	37
2/6	at Rutgers	L	24	43
2/7	at Lafayette	L	21	28
2/8	at Lehigh	L	28	35
2/10	Dickinson	W	18	11
2/13	at Juniata	W	34	31
2/14	at West Virginia	L	23	25
2/15	at Bethany	L	26	31
2/27	at Susquehanna	W	29	24
3/2	Swarthmore	W	33	18
3/8	at Dickinson	L	22	42
3/9	at Gettysburg	L	25	38
3/10	at F&M	L	20	26

### 1923-24 (1-5)

Coach: Harry McCormick

1/8	at Penn	L	26	30
1/26	at Penn State	L	18	44
1/31	at Catholic	L	20	27
2/2	at Navy	L	12	31
2/23	Pittsburgh	W	22	10
3/7	at Lafayette	L	19	20

### 1924-25 (1-5)

Coach: Harry McCormick

1/9	Toronto	W	21	19
2/11	Lehigh	L	20	29
2/19	at Navy	L	21	29
2/20	at Georgetown	L	17	27
2/21	at Catholic	L	21	23
3/7	at Penn State	L	17	64

### 1925-26 (8-4)

Coach: Malcolm Musser

at Danville YMCA	W			
Western Maryland	W	37	21	
Franklin & Marshall	W	28	17	
at Georgetown	W	23	18	
at Navy	L	14	40	
Juniata	W	33	23	
Albright	W	41	24	
at Lebanon Valley	W	36	18	
at Penn State	L	28	39	
Gettysburg	L	26	29	

Catholic	W	36	27
at Gettysburg	L	35	42

### 1926-27 (14-4)

Coach: John Plant

Jersey Shore YMCA	W	22	18
Juniata	W	28	26
Susquehanna	W	56	26
St. Francis (Pa.)	W	40	14
Duquesne	L	19	29
Juniata	W	33	29
Susquehanna	W	26	18
Muhlenberg	W	38	28
Mt. St. Mary's	W	27	22
Blue Ridge	W	34	25
Gettysburg	W	36	28
Temple	L	38	39
State College	L	22	41
Gettysburg	W	41	25
Ursinus	W	40	22
Ursinus	W	43	24
Temple	W	34	33
Villanova	L	20	27

### 1927-28 (16-5)

Coach: John Plant

1/5	Western Maryland	W	48	34
1/12	at Ursinus	W	27	22
1/13	at Temple	L	18	29
1/14	at Haverford	W	45	25
1/19	Schuykill	W	66	16
1/28	Susquehanna	W	46	20
2/2	Juniata	W	33	26
2/3	at Schuykill	W	30	23
2/4	at Muhlenberg	W	41	40
2/9	at Allegheny	W	41	33
2/10	at Duquesne	L	30	32
2/11	at St. Francis (Pa.)	W	30	29
2/17	at Susquehanna	W	53	35
2/18	Temple	L	20	30
2/24	Ursinus	W	34	26
3/1	Villanova	W	46	24
3/2	at Juniata	W	46	30
3/3	at State College	L	34	36
3/7	at Mt. Alto	W	51	30
3/8	at W. Maryland	W	40	36
3/9	at Gettysburg	L	28	43

### 1928-29 (10-8)

Coach: John Plant

1/5	at CCNY	L	27	44
1/7	at Seton Hall	L	31	32
1/8	at Fordham	L	30	55
1/9	at Army	L	34	35
1/12	Western Maryland	W	51	33
1/17	Schuykill	W	41	36
1/25	Colgate	W	30	29
2/5	at Princeton	L	17	27
2/7	at Penn A.C.	W	30	25
2/9	Wash. & Jeff.	W	30	29
2/12	at Geo. Washington	W	49	18
2/13	at W. Maryland	W	34	26
2/19	at Juniata	W	36	15
2/20	at State College	L	29	41
2/23	Gettysburg	L	28	37
2/28	at Schuykill	W	41	29
3/1	at Temple	L	34	58
3/6	Juniata	W	50	27

### 1929-30 (6-12)

Coach: John Plant

1/10	Western Maryland	W	37	24
1/14	at Manhattan	L	28	29
1/15	at Army	L	34	47
1/16	at Lafayette	L	23	39
1/24	Temple	L	31	41
1/31	Albright	L	45	47
2/5	Wash. & Jeff.	W	43	34
2/8	Gettysburg	L	24	32
2/13	at Ursinus	W	31	26
2/14	at Albright	L	29	40
2/22	Dickinson	W	47	34
2/25	F&M	L	24	28
2/26	at Dickinson	L	29	40
2/27	at Gettysburg	W	39	38
3/1	Juniata	W	30	19
3/3	at Colgate	L	39	48
3/4	at St. Thomas	L	37	40
3/8	at State College	L	33	57

### 1930-31 (6-11)

Coach: John Plant

1/8	L'burg Cavalry Troop	W	35	22
1/15	Lafayette	W	36	27
1/19	at Crescent AC NYC	L	28	52
1/20	at Manhattan	L	29	41
1/21	at Army	L	21	43
1/30	Colgate	L	26	37
2/6	Western Maryland	W	30	28
2/7	Gettysburg	W	38	30
2/12	Wash. & Jeff.	W	26	19
2/13	at Albright	L	26	44

2/14	at Temple	L	25	62
2/18	at Dickinson	L	29	45
2/19	at Gettysburg	W	46	42
2/21	Albright	L	46	65
2/24	at State College	L	41	56
3/4	Lebanon Valley	L	27	58
3/6	at St. Thomas	L	27	38

Roster: Barbarin, Chenoweth, Hepler, Logan, Marter, McGoldrick, Mills, Ross, Smith.

### 1931-32 (7-9)

Coach: John Plant

12/17	Penn Nat'l Gd. (G)	W	53	25
1/8	at W. Maryland	W	35	32
1/14	at Temple	L	33	37
1/15	at E. Stroudsburg	W	48	44
1/16	at Lafayette	L	26	36
1/18	at Duquesne	L	25	31
1/26	at State College	L	22	48
2/8	at Catholic	L	21	28
2/9	at W. Maryland	L	21	24
2/12	at Dickinson	W	47	33
2/16	at Colgate	L	27	33
2/19	at Wash. & Jeff.	W	41	22
2/26	at Lebanon Valley	L	39	47
3/4	at Juniata	W	41	34
3/9	at Temple	L	33	42
3/10	at Villanova	W	28	27

Roster: 8 Blacker, 3 Chenoweth, 10 Eastburn, Fisher, Fry, 10 Hepler, Hinkle, 6 Logan, 4 MacKenzie, Smith, Williams.

### 1932-33 (6-8)

Coach: Malcolm Musser

1/11	Penn Nat'l Gd. (G)	W	46	26
1/13	Western Maryland	L	19	32
1/17	at Susquehanna	W	31	30
1/19	Wash. & Jeff.	W	35	18
2/10	at Temple	L	18	48
2/11	at Dickinson	L	24	54
2/14	Temple	L	24	46
2/20	Susquehanna	W	55	35
2/25	at Army	L	14	57
2/28	E. Stroudsburg	L	45	62
3/3	at Juniata	L	32	43
3/4	Villanova	L	31	42
3/8	at Lebanon Valley	W	35	29
3/13	Hinkle's Collegians	W	34	23

Roster: N/A

### 1933-34 (2-16)

Coach: Malcolm Musser

12/8	Georgetown	L	24	49
12/18	Susquehanna	W	31	25
1/12	Western Maryland	L	26	34
1/13	at Penn State	L	21	44
1/19	Wash. & Jeff.	L	26	33
1/26	at Villanova	L	21	47
1/27	at Temple	L	20	43
2/3	at Georgetown	L	36	63
2/5	at West Virginia	L	13	61
2/9	Colgate	L	21	26
2/15	Juniata	W	35	28
2/17	Duquesne	L	18	51
2/20	at St. Thomas	L	29	52
2/21	at Army	L	17	36
2/22	Carnegie Tech	L	33	37
3/3	West Virginia	L	18	57
3/6	at Dickinson	L	29	50
3/9	Temple	L	30	38

Roster: 12 Davis, 3 Druckenmiller, 13 Eicher, 10 Ender, 9 Gil-elland, 7 James, 6 Leichter, 14 Lytle, 5 Myers, 4 Rubright, 11 Schneider, 8 Sitarisky.

### 1934-35 (0-14)

Coach: Malcolm Musser

12/8	at Pittsburg	L	22	52
12/14	Georgetown	L	15	26
1/8	Temple	L	19	56
1/15	Villanova	L	30	36
1/19	at Georgetown	L	22	37
2/6	at Penn State	L	32	41
2/8	West Virginia	L	21	51
2/16	at West Virginia	L	23	48
2/18	at Temple	L	28	71
2/20	at Army	L	28	39
3/1	at Juniata	L	34	44
3/4	at Villanova	L	23	44
3/6	Dickinson	L	24	30
at St. Thomas	L	25	71	

Roster: 10 Anderson, 6 Ballard, 7 Bolton, 12 Davis, 4 Filer, 11 Kannengiser, 13 Monahan, 8 Reynolds, 9 Simon, 3 Sitarisky.

### 1935-36 (13-4)

Coach: Malcolm Musser

12/14	Susquehanna	W	37	34
1/10	at Muhlenberg	W	45	41
1/11	at Lafayette	W	3	





2/15	at Lehigh	L	32	58
2/16	at Muhlenberg	L	31	45
2/20	Susquehanna	W	42	37
2/21	at F&M	L	19	35
2/22	Juniata	W	45	33
2/24	Muhlenberg	W	29	15
2/28	Albright	W	39	38
3/2	at Juniata	W	49	46
3/3	Elizabethtown	W	48	26

**Roster:** K. Allen, W. Allen, 5 Armor, 10 Bush, 13 Buzas, Crawford, 12 Creveling, 7 Diblin, 9 Eshleman, 4 Good, Hickie, Johnson, G. Lane, 11 W. Lane, 3 Nolan, 6 Riley, 8 Smith, Zeller

### 1939-40 (13-7)

**Coach: Malcolm Musser**

12/7	Elizabethtown	W	55	32
12/12	at American	W	47	36
12/13	at Baltimore	L	29	43
12/16	at Penn State	W	44	37
1/10	at Dickinson	W	41	40
1/12	Lebanon Valley	W	37	34
1/13	at Albright	W	33	30
1/15	at Susquehanna	W	48	35
1/19	Dickinson	W	58	37
1/20	at Ursinus	W	37	31
1/24	Gettysburg	L	32	33
2/7	Albright	L	33	48
2/9	F&M	L	37	42
2/10	at Gettysburg	L	30	35
2/13	at Lebanon Valley	L	50	59
2/17	Muhlenberg	W	48	40
2/24	American	W	72	40
2/27	at F&M	L	33	49
2/29	at Muhlenberg	W	49	42
3/1	Ursinus	W	45	41

**Roster (Pts.):** Armor (12), Baker (123), Buzas (153), Carson (3), Cholewinski (13), Fahringer (43), Glass (38), Kiick (65), Longaker (172), Mastin (9), Nolan (77), Powley (10), Snyder (109), Thomas (29).

### 1940-41 (10-7)

**Coach: Malcolm Musser**

12/3	Elizabethtown	W	42	27
12/11	Penn State	L	21	55
1/8	at Muhlenberg	L	38	56
1/9	at F&M	L	36	45
1/14	Lebanon Valley	W	59	46
1/16	Muhlenberg	W	54	38
2/3	Susquehanna	W	41	25
2/5	at Gettysburg	L	46	47
2/7	Ursinus	W	51	18
2/13	at Lebanon Valley	W	45	28
2/19	Albright	L	38	40
2/21	F&M	L	41	49
2/22	at Rutgers	W	41	37
2/28	at Ursinus	W	50	39
3/1	at Albright	W	48	38
3/3	at Dickinson	L	50	51
3/4	Gettysburg	W	39	32

**Roster (Pts.):** 11 Armor (14), 6 Baker (64), Burke (5), 13 Buzas (126), Culbertson (14), Dedrick (5), 4 Fahringer (82), 7 Glass (126), 5 Haines (184), McElhany (0), 3 Nolan (87), Secunda (0), Snyder (7).

### 1941-42 (9-9)

**Coach: Malcolm Musser**

12/6	Elizabethtown	W	43	22
12/9	at Susquehanna	W	22	18
12/10	at Penn State	L	32	48
12/13	at Albright	L	43	57
1/10	at Muhlenberg	L	62	64
1/13	Gettysburg	L	37	44
1/17	F&M	L	39	42
1/19	Lebanon Valley	W	77	44
1/31	Juniata	W	60	37
2/4	at Gettysburg	L	44	48

2/11	Albright	L	46	49
2/12	at Lebanon Valley	W	47	29
2/20	Ursinus	W	50	33
2/24	at F&M	L	38	54
2/26	Muhlenberg	W	68	39
3/3	at Ursinus	L	46	53
3/5	at Juniata	W	48	45
3/6	Dickinson	W	56	27

**Roster:** 10 Culbertson, 8 Dedrick, 4 Fahringer, 7 Glass, Graham, 5 Haines, Heim, 12 Keegan, 6 McKeegan, Schilder, 11 Schnure, 13 Secunda, 9 Silberman, 3 Snyder, 14 Stamm.

### 1942-43 (5-8)

**Coach: John Sitarski**

12/3	Elizabethtown	W	57	24
12/12	at Penn State	L	22	36
12/16	Muhlenberg	L	43	44
1/8	at Lafayette	L	25	36
1/9	at Muhlenberg	W	46	41
1/11	Susquehanna	W	39	25
1/18	at Lebanon Valley	W	44	37
2/4	Juniata	W	45	30
2/6	at Albright	L	37	55
2/10	Lebanon Valley	L	43	44
2/18	Albright	L	37	43
2/24	at Gettysburg	L	36	57
2/27	Gettysburg	L	32	34

**Roster (Pts.):** Baserman (0), Brader (1), 6 Burns (87), Comerford (4), 4 Culbertson (50), 13 Downes (12), 10 Edmunds (8), 5 Haines (94), 14 Hamre (12), 8 Henry (5), 3 Fornwald (89), 12 Keegan (61), 7 Meltzer (25), 11 Schilder (0), 9 Silberman (54), Stiefel (2), Stultz (2).

### 1943-44 (9-3)

**Coach: J. Ellwood Ludwig**

12/11	at Penn State	W	29	26
12/15	1389 <sup>th</sup> Svc. Unit	W	57	39
1/8	Lehigh	W	54	27
1/14	at Lehigh	W	47	35
1/15	at Muhlenberg	L	32	48
1/22	Villanova	L	42	43
1/25	at F&M	W	52	47
1/29	Bloomsburg	W	42	37
2/5	at Villanova	W	49	39
2/9	at Bloomsburg	L	39	54
2/12	F&M	W	38	30
2/16	Muhlenberg	W	39	37


**Roster (Pts.):** Burns (37), Day (49), Fornwald (25), Hewson (10), Hoever (120), Lefkandinos (116), Mastriani (73), B. Reash (9), D. Reash (22), Seel (13).

### 1944-45 (10-7)

**Coach: J. Ellwood Ludwig**

12/6	Elizabethtown	W	81	30
12/9	Bloomsburg	W	30	28
12/13	at Villanova	W	43	42
12/15	Marshall	L	49	52
12/20	at Penn State	L	30	32
1/6	F&M	W	44	35
1/10	Olmsted Army	W	49	32
1/13	at Bloomsburg	L	52	56
1/17	Scranton	L	41	45
1/19	at Olmsted Army	W	49	32
1/20	at F&M	W	53	45
1/24	at Indiantown Gap	L	26	34
1/27	Villanova	W	46	34
1/31	Muhlenberg	L	33	35
2/3	at Muhlenberg	L	41	51
2/7	Indiantown Gap	W	59	46
2/10	at Scranton	W	62	55

**Roster (Pts.):** 13 Cayce (9), 6 Decsi (158), 9 Hays (4), 14 Heddings (77), 3 Hourihan (4), 5 McClintock (2), 7 McDaniel (79), Netski (42), Sever (0), 8 Swarner (39), 12 Williams (231), 4 Wilson (126).



**ELLIS HARLEY**

### 1945-46 (6-11)

**Coach: J. Ellwood Ludwig**

12/5	at Rutgers	L	41	51
12/8	Villanova	W	43	32
12/12	F&M	W	43	32
12/15	Lehigh	W	55	32
12/19	at Penn State	L	33	58
1/5	at Navy	L	30	71
1/9	at Villanova	L	52	54
1/12	Lafayette	L	28	39
1/18	at Lehigh	L	44	69
1/19	at Muhlenberg	L	45	63
1/26	Penn State	L	28	47
1/30	at Gettysburg	W	37	46
2/2	Muhlenberg	L	39	45
2/9	Gettysburg	W	44	36
2/14	Moravian	W	53	42
2/16	at F&M	W	37	29
2/20	at Lafayette	L	35	56

**Roster:** Edmonds, Fleuchaus, Fortinberry, Frazier, Grey, Haas, McGinn, Joest, Seel, Trainor, Von Heill, Wilson.

### 1946-47 (11-8)

**Coach: J. Ellwood Ludwig**

12/11	Penn State	W	38	34
12/14	at Lehigh	W	54	37
12/18	Lehigh	W	68	40
1/11	Rutgers	W	52	45
1/15	at Penn State	L	45	52
1/18	American	W	71	40
1/20	at N.Y. Maritime	W	43	37
1/21	vs. Rhode Island St.	L	52	59
2/1	at Muhlenberg	L	54	67
2/4	at American	L	51	54
2/5	at Navy	L	36	41
2/8	Lafayette	L	48	49
2/12	at Gettysburg	W	58	47
2/15	Temple	W	34	33
2/20	at Lafayette	L	40	49
2/22	Gettysburg	W	39	38
2/26	at Villanova	L	58	72
3/1	Dickinson	W	55	44
3/8	Muhlenberg	W	84	65

**Roster:** Cayce, 12 Decsi, 9 Fornwald, Haas, Hamre, 6 Hoever, Lose, 5 Seel, 3 Sweeney, 11 Williams, 4 Wilson.

### 1947-48 (5-17)

**Coach: Jack Guy**

12/6	at Cornell	L	34	58
12/10	at Lehigh	L	44	47
12/13	Juniata	W	66	35
12/17	at Penn State	W	46	42
1/7	at Rhode Island St.	L	71	99
1/10	Lehigh	W	55	44
1/14	at Wash. & Jeff.	L	31	45
1/17	Muhlenberg	L	47	57
1/21	Penn State	W	36	29
1/31	at Navy	L	36	51
2/2	at Duquesne	L	35	48
2/7	at Lafayette	L	45	61
2/11	Gettysburg	L	39	52
2/14	Waynesburg	L	45	54
2/16	at F&M	L	58	60
2/21	Lafayette	L	53	84
2/25	at Gettysburg	W	63	55
2/27	Villanova	L	41	80
2/28	at Muhlenberg	L	37	105
3/3	at Dickinson	L	54	61
3/4	Albright	L	54	57
3/10	at Rutgers	L	53	94

**Roster (Pts.):** Cholewinski (41), Comerford (63), Day (7), Decsi (143), Fawcett (1), Hamre (66), Hoying (52), Kauffman (5), Lose (166), Mosny (135), Stumbaugh (10), Swarner (96), Sweeney (15), Weiss (36), Woodcock (151).

### 1948-49 (2-18)

**Coach: Jack Guy**

12/1	Susquehanna	W	46	44
12/4	F&M	W	66	44
12/8	at Temple	L	40	82
12/11	at Albright	L	48	52
12/15	Lehigh	L	49	50
12/18	at West Virginia	L	61	94
1/8	at Waynesburg	L	60	72
1/12	Gettysburg	L	60	67
1/15	at Muhlenberg	L	45	81
1/29	at Navy	L	41	56
1/31	at American	L	41	75
2/5	Lafayette	L	46	78
2/8	Rhode Island State	L	42	78
2/12	at Lehigh	L	60	78
2/19	at Buffalo	L	50	58
2/23	at Gettysburg	L	66	82
2/26	Muhlenberg	L	59	80
3/2	at Lafayette	L	37	68
3/5	Dickinson	L	49	63
3/9	Rutgers	L	62	87

**Roster (G/PPG):** 6 Cholewinski (12/6.3), Clark (19/2.6), 7 Comerford (11/10.3), Giles (10/1.7), 3 Hall (15/0.9), 9 Hess (20/2.1), 5 Lavin (19/5.6), 11 Lose (20/8.1), 8 Mosny (20/11.5), Ragg (11/0.6), 14 Raynor (18/4.5), Woodcock (18/7.3).

### 1949-50 (5-16)

**Coach: Jack Guy**

12/7	at Juniata	W	50	48
12/10	Dickinson	L	56	60
12/14	at Lehigh	W	71	52
12/17	Wash. & Jeff.	L	45	56
1/7	at Rutgers	L	63	88
1/11	at Gettysburg	L	71	73
1/14	Lehigh	W	60	41
1/18	Muhlenberg	L	80	92
1/21	Gettysburg	L	65	69
2/4	at Lafayette	L	49	61
2/6	at American	L	62	79
2/8	at Navy	L	54	71
2/11	at Rhode Island St.	L	78	88
2/14	F&M	W	98	54
2/18	Lafayette	L	61	66
2/22	at F&M	L	82	84
2/25	at Muhlenberg	L	81	95
3/1	Albright	L	67	76
3/4	at Dickinson	L	68	80
3/6	at Susquehanna	W	85	54
3/8	Westminster	L	82	86

**Roster (G/PPG):** 14 Deaknye (0/0.0), 22 DeLoCa (21/7.9), 11 Gallagher (21/17.4), 4 Hall (10/1.8), 12 Kough (7/0.7), 7 Lavin (21/2.9), 15 McKibbin (18/7.3), 8 Mosny (8/7.3), 6 Rogers (12/10.5), 9 Schaumburg (17/3.9), 5 Schroeder (9/0.7), 13 Strassner (21/15.9), 10 Wagner (0/0.0), 3 Webber (18/4.1).

### 1950-51 (9-13)

**Coach: Jack Guy**

12/5	Juniata	W	87	54
12/8	at Princeton	L	64	76
12/9	at Lehigh	W	59	53
12/13	at Cornell	L	47	63
12/16	Rhode Island State	W	80	68
12/19	Albright	W	74	58
1/6	Lafayette	L	46	61
1/10	Penn State	L	15	25





# YEAR-BY-YEAR RESULTS

2/2	Lafayette	L	68	81
2/5	Rutgers	W	101	89
2/8	at Connecticut	L	59	85
2/9	at Rhode Island St.	W	85	74
2/13	at Lehigh	L	60	64
2/16	at Buffalo	L	75	91
2/20	at F&M	L	86	103
2/23	Gettysburg	W	73	71
2/26	Dickinson	W	98	70
3/1	at Cornell	L	67	87
3/5	at Muhlenberg	L	74	99
3/8	Penn State	L	67	80

# Boston Tournament  
**Roster (G/PPG):** 22 DeLoCa (24/9.8), 11 Gallagher (24/16.5), 9 Lindsey (2/1.0), 14 Longo (4/0.0), 15 McKibbin (23/9.3), 7 Poff (24/7.3), 8 Reichman (13/3.0), 5 Schroeder (17/1.4), 12 Siegel (0/0.0), 13 Strasser (21/12.7), 6 Strella (12/11.0), 10 Wagner (18/2.1), 3 Webber (24/9.6).

**1952-53 (3-16)**  
**Coach: Ben Kribbs**

12/6	Juniata	W	76	73
12/10	at Lehigh	L	56	85
12/13	Albright	L	55	65
12/16	at Dickinson	L	33	55
1/7	Gettysburg	L	58	79
1/10	Lafayette	L	59	63
1/14	at Muhlenberg	L	52	90
1/21	at Albright	L	50	89
2/4	Muhlenberg	L	64	82
2/7	at W. Maryland	W	86	83
2/11	Lehigh	L	62	83
2/14	at Penn State	L	49	71
2/18	at Lafayette	L	48	73
2/21	at Gettysburg	L	72	88
2/25	Susquehanna	W	93	73
2/28	at Buffalo	L	58	82
3/3	F&M	L	83	103
3/6	at Hartwick	L	65	97
3/7	at Colgate	L	70	117

**Roster (G/PPG):** Bradway (19/10.1), 11 Christian (N/A), 4 Cox (19/5.5), 6 Johnson (19/3.2), 5 Landis (19/5.1), Lindsay (N/A), 10 Parker (19/14.0), 7 Poff (8/12.0), Reichman (19/9.2).

**1953-54 (4-16)**  
**Coach: Ben Kribbs**


12/5	Lehigh	L	61	73
12/8	at Dickinson	L	43	68
12/12	Connecticut	L	64	80
12/16	at Juniata	L	60	83
12/18	Albright	L	61	77
1/6	at Muhlenberg	L	55	88
1/8	Colgate	W	76	74
1/13	Gettysburg	L	52	88
1/16	at Albright	L	59	76
1/23	at Lafayette	L	49	75
1/27	Penn State	L	43	49
2/6	at Rutgers	L	73	81
2/10	Lafayette	L	77	89
2/12	at Susquehanna	W	84	61
2/17	Dickinson	W	77	65
2/20	at Gettysburg	L	57	75
2/23	Juniata	W	84	77
2/27	at Lehigh	L	69	84
3/3	at F&M	L	80	97
3/6	Muhlenberg	L	76	96

**Roster (G/PPG):** 9 Boring (11/2.2), 3 Bradway (16/13.5), 4 Cox (16/4.7), 11 Guttermuth (13/2.8), 6 Johnson (20/5.5), Krise (6/0.6), 8 McKenzie (20/10.9), 10 Parker (20/15.5), 7 Poff (7/10.0), 12 Rappel (20/2.8), 21 Richards (8/2.5), 15 Slavitt (9/1.9), 14 Smith (20/1.5), 13 Wain (18/6.8).

**1954-55 (3-18)**  
**Coach: Ben Kribbs**

12/1	Albright	W	102	87
12/4	at Lehigh	L	65	87
12/10	at Colgate	L	76	93
12/11	at Rochester	L	86	94
12/17	Rutgers	L	87	89
1/5	at Penn State	L	45	94
1/8	Muhlenberg	L	74	96
1/12	at Gettysburg	L	87	92
1/15	Lafayette	L	93	117
1/22	at Albright	L	70	76
2/4	at Iona	L	68	91
2/5	at NYU	L	65	82
2/9	at Lafayette	L	72	81
2/12	Dickinson	L	81	82
2/14	Susquehanna	W	95	67
2/16	at Juniata	L	66	70
2/19	Gettysburg	L	54	78
2/23	at Pittsburgh	L	74	81
2/26	Lehigh	L	59	61
3/2	Franklin & Marshall	W	111	91
3/5	at Muhlenberg	L	75	95

**Roster (G/PPG):** 9 Baccelli (21/12.3), 14 Beatty (18/12.9), 10 Corrigan (21/12.9), 15 Kenzie (21/4.4), 12 Rappel (15/0.5), 8 Schanley (15/1.6), 13 Slavitt (20/3.6), 11 Tannenbaum (21/11.7), 7 Voorhees (21/14.0).



Hall-of-Famer Al Leslie (center, facing camera) celebrates a win with his teammates and Davis Gym faithful.

**1955-56 (10-14)**  
**Coach: Ben Kribbs**

12/3	Juniata	W	71	68
12/9	Colgate	L	74	77
12/14	Lehigh	W	71	57
12/17	at Albright	W	66	63
12/27	at Hofstra#	L	62	88
12/28	vs. Cortland#	L	87	90
1/7	at Carnegie Tech	W	65	60
1/11	Gettysburg	W	79	68
1/14	at Lafayette	L	45	98
1/18	Penn State	W	81	74
1/21	at Muhlenberg	L	80	93
2/3	at Hofstra	L	81	83
2/4	at Wagner	L	56	78
2/8	at Temple	L	50	88
2/11	Delaware	W	91	82
2/15	at Penn State	L	67	79
2/18	at Gettysburg	L	77	87
2/21	Muhlenberg	L	86	100
2/24	Lafayette	L	62	63
2/25	at Lehigh	L	57	63
2/28	F&M	W	69	60
3/2	at Colgate	L	42	63
3/3	at Rochester	W	73	70
3/7	Albright	W	95	88

# Hofstra Christmas Tournament  
**Roster (G/PPG):** Baccelli (24/7.5), Beatty (23/9.3), Beidleman (10/3.1), Corrigan (20/3.1), Kenzie (24/5.1), Salankiewicz (15/3.5), Slavitt (22/3.6), Strizzi (24/6.5), Tannenbaum (22/14.4), Taylor (5/2.0), Voorhees (23/8.9), Wieder (22/8.8).

**1956-57 (16-8)**  
**Coach: Ben Kribbs**

12/1	at Cornell	W	60	54
12/8	Gettysburg	W	79	61
12/12	at Lehigh	W	72	65
12/14	Colgate	W	63	51
12/18	at Delaware	W	59	58
12/27	vs. Wagner#	W	83	65
12/28	vs. Cortland#	W	94	67
12/29	vs. West Va. Tech#	L	51	88
1/4	Hofstra	W	71	41
1/5	at Juniata	W	67	50
1/10	at Pittsburgh	L	49	64
1/12	Lafayette	L	60	68
1/15	Albright	W	76	59
1/19	at Muhlenberg	W	74	68
2/2	at Lafayette	L	65	87
2/9	Wagner	L	57	70
2/13	at Penn State	L	56	59
2/15	Carnegie Tech	W	63	58
2/16	at Gettysburg	W	79	66
2/20	Penn State	W	70	56
2/23	at Colgate	L	75	88
2/27	at F&M	W	81	58
3/2	Lehigh	W	80	66
3/6	at Albright	L	57	66

# Hofstra Christmas Tournament  
**Roster (G/PPG):** Baccelli (23/12.9), Beatty (19/7.1), Beidleman (3/0.0), Corrigan (6/11.8), Danzig (24/14.3), Ericsson (19/4.4), Flanagan (21/7.0), Harley (15/5.5), Kniffin (17/7.3), Salankiewicz (19/1.9), Strizzi (23/2.9), Tannenbaum (20/7.2), Voorhees (21/3.5), Wieder (14/3.1), Wooster (2/0.0).

**1957-58 (16-8)**  
**Coach: Ben Kribbs**

12/3	F&M	W	68	56
12/6	at Colgate	W	70	66
12/7	at Cornell	L	58	64
12/11	at Gettysburg	W	80	58
12/14	Temple	L	59	75
12/19	vs. Tennessee#	L	71	89

12/20	vs. Davidson#	W	68	58
12/21	vs. Clemson#	L	66	71
1/8	Albright	W	100	76
1/11	Delaware	W	79	55
1/15	at St. Joseph's	L	64	75
1/18	at Lafayette (2OT)	L	71	74
2/1	at Richmond	L	63	81
2/5	Lehigh	W	55	51
2/8	Colgate	W	76	71
2/12	Juniata	W	88	58
2/14	at Westminster	W	80	66
2/15	at Carnegie Tech	L	50	61
2/19	at Penn State	W	63	56
2/21	Lafayette	W	67	57
2/26	Gettysburg	W	80	58
3/1	at Lehigh	W	72	60
3/5	Penn State (OT)	W	75	73
3/8	Muhlenberg	W	79	71

# Charlotte (N.C.) Tournament  
**Roster (G/PPG):** 37 Danzig (24/17.8), 31 Ericsson (24/7.5), 30 Flanagan (24/14.6), 32 Harley (23/13.0), 33 Horn (12/1.3), 25 Matz (5/1.8), 24 Salankiewicz (22/2.9), 27 Strizzi (24/5.9), 23 Thompson (23/5.9), 26 Wieder (17/2.1), 28 Wooster (18/2.4).

**1958-59 (16-7)**  
**Coach: Ben Kribbs**

12/4	Gettysburg	W	77	62
12/6	at Rutgers	W	95	69
12/10	Lehigh	W	74	52
12/13	at Cornell	L	55	61
12/19	Colgate	W	90	60
12/29	vs. St. Francis (Pa.)#	L	65	73
12/30	vs. South Carolina#	W	67	65
12/31	vs. Pittsburgh#	W	95	76
1/3	Delaware	W	66	53
1/7	at LaSalle (OT)	L	68	70
1/10	Westminster	W	78	69
1/13	at Penn State	W	80	67
1/17	at Pittsburgh	W	72	58
1/31	at Gettysburg	W	71	68
2/5	Temple	W	79	72
2/7	at Albright	W	61	57
2/14	at F&M	W	79	78
2/18	St. Joseph's	L	64	87
2/21	at Delaware	L	79	86
2/25	Lafayette (OT)	L	80	89
2/28	Carnegie Tech	W	75	61
3/4	at Muhlenberg	L	72	80
3/7	Penn State	W	74	69

# Carrousel Tournament, Charlotte, N.C.  
**Roster (G/PPG):** 22/23 Babich (15/3.4), 44/45 Danzig (23/17.1), 24/25 Ericsson (23/10.2), 32/33 Evans (N/A), 10/11 Flanagan (22/14.8), 20/21 Harley (23/16.3), 30/31 Horstman (N/A), 14/15 Kasnick (N/A), 40/41 Matz (17/2.4), 12/13 Slife (N/A), Stoops (N/A), 42/43 Thompson (23/9.7), 34/35 Wooster (12/3.8).

**1959-60 (10-11)**  
**Coach: Ben Kribbs**

12/2	F&M	W	82	55
12/5	LaSalle	L	62	84
12/12	Gettysburg	W	80	71
12/16	at Lehigh	L	69	70
12/18	Albright	W	81	63
12/21	Rhode Island	W	74	66
1/1	vs. The Citadel#	L	73	95
1/2	vs. Harvard#	L	59	68
1/4	at #18 Duke	L	36	72
1/7	Delaware	W	72	55
1/12	Penn State	L	56	71
1/16	at Lafayette	W	83	69
1/29	at Geo. Washington	L	55	69
1/30	at Gettysburg	L	46	61
2/6	Temple	L	50	63
2/12	Rutgers	W	70	53

2/15	at Penn State	L	60	62
2/19	at Rochester	W	92	74
2/24	at St. Joseph's	L	63	83
2/27	at Delaware	W	75	72
3/1	Muhlenberg	W	83	71

# Poinsettia Tournament (Greenville, S.C.)  
**Roster (G/PPG):** 22/23 Babich (19/6.5), 12/13 Cooney (11/3.5), 32/33 Evans (20/9.2), 52/53 Fadden (21/7.4), 10/11 Hill (10/3.2), 14/15 Kasnick (15/3.3), 54/55 Lampus (19/5.8), 40/41 Matz (9/3.3), Ott (4/0.3), 30/31 Roman (12/3.1), 50/51 Steiner (20/15.9), 42/43 Thompson (21/16.3).

**1960-61 (12-11, 5-6 MAC)**  
**Coach: Ben Kribbs**


12/1	Gettysburg*	L	66	72
12/3	at Rutgers*	W	58	55
12/7	at Cornell	L	50	52
12/10	CCNY	W	73	55
12/14	at LaSalle*	L	69	79
12/16	Delaware*	W	81	80
12/19	Baldwin-Wallace	W	93	76
1/4	Colgate	W	104	82
1/7	at Delaware*	W	75	69
1/10	Penn State	W	71	67
1/14	Geo. Washington	W	101	85
1/27	at Virginia	W	99	81
1/28	at VMI	L	79	101
1/31	at Pittsburgh	L	67	79
2/2	at Gettysburg*	L	67	68
2/7	at Penn State	L	63	65
2/10	Westminster	W	91	82
2/14	at Temple*	L	66	78
2/18	Buffalo	L	73	74
2/22	St. Joseph's*	L	67	92
2/25	Lehigh*	W	88	63
2/28	at Muhlenberg*	W	82	73
3/7	Lafayette*	L	79	95

\* Middle Atlantic Conference games  
**Roster (G/PPG):** 22/23 Babich (23/12.6), 10/11 Kniffin (14/20.1), 20/21 Penrose (21/6.2), 54/55 Lampus (22/5.6), 30/31 Roman (19/4.8), 14/15 Kasnick (23/3.9), 52/53 Fadden (12/2.6), 12/13 Cooney (15/1.5), 24/25 Johnson (12/1.8), 34/35 Skinner (4/0.5), 40/41 Magaral (3/0.0), 44/45 Smoker (20/8.6), 50/51 Steiner (23/22.0).

**1961-62 (7-15, 2-9 MAC)**  
**Coach: Ben Kribbs**

12/2	at St. Joseph's*	L	49	79
12/7	at Lafayette*	L	51	59
12/9	Cornell	L	61	76
12/12	at Delaware*	L	59	77





**The always energetic Jim Valvano spent three seasons as Bucknell's head coach (1972-75).**

**\* Middle Atlantic Conference games**

# Downeast Classic, Bangor, Maine  
**Roster (G/PPG):** 14/15 Bouldin (15/3.9), 40/41 Gentile (1/2.0), 52/53 Hathaway (23/16.3), 30/31 Headley (11/3.0), 42/43 Heiner (23/5.8), 34/35 Hester (21/6.8), 12/13 Johnson (23/6.7), 32/33 Kaminsky (10/0.8), 10/11 Matthews (23/14.5), 20/21 Penrose (14/15.3), 24/25 Seiler (6/0.3), 22/23 Watahovich (8/4.1).

**1963-64 (8-13, 3-7 MAC)**

**Coach: Gene Evans**

12/2	American	W	71	55
12/6	at Bethany	L	54	66
12/7	at Wash. & Jeff.	W	62	45
12/12	at Gettysburg*	L	57	59
12/14	LaSalle*	L	75	93
12/17	Scranton	W	98	80
12/20	at Lafayette*	L	64	76
1/4	at Delaware*	L	70	75
1/8	Westminster	L	76	83
1/11	Gettysburg*	W	78	52
1/15	Pittsburgh	L	60	75
1/18	Temple*	L	65	72
2/5	at Penn State	L	52	80
2/8	at Rutgers	W	72	71
2/12	at St. Joseph's* (OT)	L	63	71
2/15	Delaware* (OT)	W	88	84
2/18	at Navy	L	47	86
2/22	Lehigh*	W	72	68
2/26	Albright	W	83	65
2/29	at Lehigh*	L	51	62
3/4	Penn State	L	58	66

**\* Middle Atlantic Conference games**

**Roster (G/PPG):** 14/15 Bouldin (9/1.1), 32/33 Carson (11/1.0), 20/21 Douglass (5/1.6), 50/51 Friend (9/2.4), 12/13 Fuehrer (14/2.1), 52/53 Hathaway (21/17.2), 30/31 Headley (21/6.8), 42/43 Heiner (21/5.6), 34/35 Hester (21/9.1), 22/23 Kozella (21/7.0), 10/11 Matthews (21/12.8), 54/55 Mitchell (10/6.1), 44/45 Narcum (5/1.6), 24/25 Sloper (7/0.6), 40/41 Unger (14/2.4).

**1964-65 (11-13, 2-5 MAC)**

**Coach: Don Smith**

12/5	Bethany	W	65	42
12/8	at Gettysburg*	L	44	62
12/12	at Lehigh*	L	55	60
12/15	Wash. & Jeff.	W	69	54
12/18	at Westminster	L	56	57
12/19	at Pittsburgh	L	59	65
12/22	at Akron#	L	63	65
12/23	vs. Capital#	W	84	62
1/6	at Scranton	W	82	68
1/9	at American	W	64	52
1/13	Gettysburg*	W	70	51
1/15	Rutgers	L	66	70
1/27	at Albright	W	64	52
1/30	at Rhode Island	L	69	74
2/4	at American	W	79	69
2/6	Lafayette*	L	45	58
2/10	Penn State	L	61	79
2/12	Army	L	49	64
2/13	at Delaware*	W	81	65
2/16	at #3 St. Joseph's*	L	57	94
2/20	at Lafayette*	L	49	66
2/24	at Penn State	L	52	68
2/27	Lehigh	W	85	54
3/2	Delaware	W	85	69

**\* Middle Atlantic Conference games**

# Rubber City Classic, Akron, Ohio  
**Roster (G/PPG):** 25 Carson (17/1.3), 35 Convery (1/0.0), 15 Douglass (15/4.1), 55 Friend (12/0.7), 13 Fuehrer (22/5.6), 53 Hatha-

way (24/19.6), 43 Heiner (24/4.1), 31 Herz (13/1.2), 21 Kozella (24/8.0), 11 Matthews (23/10.3), 51 McMonigle (22/6.5), 45 Rodgers (24/6.3), 41 Unger (16/1.3), 33 Zavorskas (7/1.6).

**1965-66 (15-10, 7-2 MAC)**

**Coach: Don Smith**

12/4	at Davidson	L	48	90
12/8	at Lafayette*	W	84	78
12/11	Wagner	L	80	98
12/15	at LaSalle*	L	68	87
12/17	Westminster	W	88	64
12/18	at Buffalo	L	61	72
12/21	vs. Marietta#	L	66	75
12/22	vs. Geneva#	W	65	58
1/5	at Gettysburg*	W	71	60
1/8	Scranton	W	105	74
1/10	American	W	80	74
1/12	at Penn State	L	55	95
1/15	Pittsburgh	W	66	57
2/2	at Army	L	38	84
2/5	at Rutgers	L	73	78
2/10	Gettysburg*	W	69	58
2/12	Delaware*	W	94	70
2/16	Albright	W	69	62
2/18	Colgate	W	65	61
2/19	Lafayette*	L	67	74
2/23	Penn State	L	57	66
2/26	at Lehigh*	W	67	58
3/1	at Delaware*	W	74	69
3/4	Lehigh*	W	71	64
3/5	at W&J (OT)	W	75	65

**\* Middle Atlantic Conference games**

# Rubber City Classic, Akron, Ohio  
**Roster (G/PPG):** Bartley (15/8.8), 23 Carroll (13/1.5), 35 Carson (12/1.5), 41 Cranston (9/2.3), 25 Douglass (23/5.2), 31 Frick (8/0.7), 55 Friend (22/6.3), 13 Fuehrer (12/3.5), 51 McMonigle (18/14/7), 43 Murphy (25/8.9), 21 Kozella (25/11.4), 45 Rodgers (25/17.0), 33 Zavorskas (18/2.9).

**1966-67 (11-11, 6-3 MAC)**

**Coach: Don Smith**

12/7	Lafayette*	W	66	63
12/10	Wagner	W	67	62
12/12	at Penn State	L	58	65
12/15	F&M	W	85	60
12/17	at Lehigh*	L	55	62
12/20	vs. Wash. Univ.#	W	82	66
12/21	at Akron#	L	60	87
1/7	at Colgate	L	68	80
1/11	at Albright	L	48	50
1/14	Gettysburg*	W	89	74
1/26	at Pittsburgh	L	58	63
1/28	at Westminster	L	69	83
2/1	Delaware*	W	69	68
2/4	Rutgers	L	70	72
2/8	American*	W	68	64
2/10	Navy	W	67	64
2/11	at Delaware*	L	42	72
2/15	at Gettysburg*	L	59	84
2/18	at Lafayette*	W	73	61
2/22	Penn State	W	65	62
2/25	Lehigh* (OT)	W	60	57
3/1	at Scranton	L	83	92

**\* Middle Atlantic Conference games**

# Rubber City Classic, Akron, Ohio  
**Roster (G/PPG):** 35 Carson (10/0.9), 41 Cranston (12/1.3), 23 Farver (22/5.6), 53 Greenwood (22/9.9), 32 Hohenthal (7/1.4), 51 McMonigle (22/16.8), 43 Murphy (22/10.5), 45 Rodgers (22/13.5), 15 Schneider (16/6.5), 25 Soller (18/4.7).

**1967-68 (12-11, 4-6 MAC)**

**Coach: Don Smith**

12/1	at Davidson	L	70	91
12/2	at Wagner	L	72	91
12/6	at Delaware*	L	79	82
12/9	Lafayette*	L	81	82
12/13	LaSalle*	L	69	84
12/16	Lehigh*	W	78	65
12/18	Penn State	W	83	68
12/28	vs. St. Francis (NY)#	W	84	81
12/29	at LeMoyné (OT)#	L	74	78
1/4	at Scranton (OT)	W	95	94
1/6	at F&M	W	85	69
1/10	Albright	W	82	50
1/13	at American*	L	76	77
1/29	Colgate	W	119	106
2/1	at Gettysburg*	L	79	90
2/3	at Rutgers	L	66	67
2/6	Wash. & Jeff.	W	99	59
2/10	Delaware*	W	88	87
2/16	Westminster	L	69	84
2/17	at Lafayette*	W	63	59
2/21	at Penn State (OT)	W	74	73
2/24	at Lehigh*	L	67	75
2/27	Gettysburg*	W	94	86

**\* Middle Atlantic Conference games**

# LeMoyné Tournament

**Roster (G/PPG):** 34 Carson (13/1.5), 12 Cegles (18/1.8), 22 Farver (23/9.8), 30 Garrabrandt (3/2.0), 52 Greenwood (23/13.2), 32 Hohenthal (7/1.1), 40 Ibanez (9/1.0), 20 McKernan (6/1.8), 42 Murphy (23/11.7), 14 Schneider (23/18.4), 24 Soller (22/3.2), 10 Turner (3/0.0), 50 Wherry (23/20.4).

**1968-69 (13-11, 7-3 MAC)**

**Coach: Don Smith**

12/3	Gettysburg*	W	99	71
12/7	at American*	W	59	57
12/13	at Wabash	W	86	66
12/14	at DePauw	W	71	64
12/18	Delaware*	W	100	82
12/20	Penn State	L	60	79
12/31	at Florida	L	70	74
1/4	at Miami	L	82	89
1/6	Lafayette*	W	77	49
1/7	Cornell	L	68	70
1/11	F&M	W	102	53
1/15	at Albright	W	104	76
2/1	at Penn State	L	66	68
2/3	at Wash. & Jeff.	W	86	69
2/4	at Westminster	L	55	56
2/8	Pittsburgh	W	71	59
2/13	at Lehigh* (OT)	L	76	78
2/15	at Lafayette*	W	80	50
2/18	Rutgers	L	70	76
2/21	Lehigh*	W	102	73
2/22	at Delaware*	L	60	63
2/25	at Colgate	L	71	93
2/28	at St. Joseph's*	L	67	83
3/5	at Gettysburg*	W	89	63


**\* Middle Atlantic Conference games**

**Roster (G/PPG):** 32/33 Bonkoski (N/A), 34/35 Carson (N/A), 12/13 Cegles (22/7.2), 22/23 Farver (22/8.0), 52/53 Greenwood (24/14.8), 30/31 Marble (N/A), 20/21 McKernan (22/4.0), 42/43 Riley (N/A), 14/15 Schneider (N/A), 24/25 Soller (N/A), 10/11 Wagner (N/A), 50/51 Wherry (24/17.7).

**1969-70 (6-17, 3-8 MAC)**

**Coach: Don Smith**

12/3	at Rider* (OT)	L	90	94
12/6	Lehigh*	L	66	75
12/11	American*	L	82	89
12/13	at Colgate	L	71	97
1/3	at Miami	L	88	93
1/5	at Virginia Tech	L	53	57
1/10	Lafayette*	L	76	80
1/12	at Delaware*	W	83	81
1/17	Colgate	L	70	84



**Bill Gravelly is also the BU record-holder in the triple jump.**

1/21	at Gettysburg*	W	81	63
1/24	at Pittsburgh	L	53	79
1/28	at Rutgers	L	54	65
1/31	at Syracuse	L	69	84
2/2	at Lehigh*	L	57	72
2/4	Gettysburg*	W	77	66
2/7	NYU	L	58	59
2/11	at Penn State	L	62	77
2/14	at Lafayette*	L	73	105
2/20	Rider*	L	65	69
2/21	Westminster	W	82	66
2/24	Delaware*	L	86	94
3/3	Penn State	W	57	54
3/7	at Rochester	W	82	62

**\* Middle Atlantic Conference games**

**Roster (G/PPG):** 52/53 Arrowsmith (18/1.6), 32/33 Bonkoski (22/6.5), 12/13 Cegles (23/7.7), 20/21 Hartigan (9/1.9), 34/35 Henninger (4/1.0), 14/15 Kostar (2/0.5), 22/23 Logan (9/1.2), 30/31 Marble (16/2.3), 44/45 McKernan (23/14.3), 40/41 Peterson (22/5.7), 42/43 Riley (23/13.5), 50/51 Wherry (23/19.7).

**1970-71 (9-14, 4-6 MAC)**

**Coach: Don Smith**

12/2	at Penn State	L	55	85
12/5	Rider*	W	75	65
12/10	at Lehigh* (3OT)	L	71	73
12/12	DePauw	W	80	71
12/29	vs. West Chester#	W	82	74
12/30	vs. Williams#	W	71	52
1/6	Rochester	W	90	65
1/9	Colgate	W	61	60
1/11	at Delaware*	L	57	81
1/13	at Gettysburg*	W	73	67
1/16	Syracuse	L	74	101
1/22	at Cornell	L	65	93
1/23	at Colgate	L	74	108
1/27	at Westminster	L	66	75
1/30	Pittsburgh	L	54	68
2/2	Lafayette*	L	73	87
2/6	at NYU	L	52	63
2/9	Gettysburg*	W	74	63
2/12	Lehigh*	W	60	50
2/13	at Lafayette*	L	57	73
2/20	at Rider*	L	60	62
2/24	Delaware*	L	69	79
2/27	Rutgers	L	59	60

**\* Middle Atlantic Conference games**

# Albright Holiday Tournament

**Roster (G/PPG):** 14/15 Biko (22/11.8), 34/35 Carter (23/14.1), 10/11 Darnall (22/4.4), 30/31 Donovan (22/7.3), 52/53 Greenwood (23/9.8), 50/51 Heron (14/2.6), 12/13 Kirkland (10/0.5), 24/25 Maggio (9/0.7), 44/45 Makuta (12/1.8), 40/41 Peterson (23/6.4), 22/23 Ramsay (15/2.1), 42/43 Riley (23/10.3).

**1971-72 (5-18, 3-7 MAC)**

**Coach: Don Smith**

12/1	Penn State	L	70	84
12/4	at Rider*	L	56	86
12/7	at Lehigh*	W	78	69
12/11	at Colgate	L	68	84
12/28	vs. Assumption#	L	71	91
12/29	vs. American Int'l#	W	77	67
12/30	vs. Ball State# (OT)	L	83	84
1/5	at Rochester	W	68	60
1/8	Delaware*	L	66	68
1/12	at West Virginia	L	73	





# YEAR-BY-YEAR RESULTS



Pat Flannery and the Bucknell players exchange gifts with members of a Yugoslavian club team prior to a 1978 exhibition game in Davis Gym.

1/13	Pittsburgh	L	56	78
1/19	at Colgate	L	56	60
1/24	Syracuse	L	58	83
1/26	at Lehigh*	W	75	40
1/31	Lafayette*	L	52	86
2/3	Delaware* (2OT)	L	83	91
2/5	Rutgers	L	69	80
2/7	at Gettysburg*	L	66	70
2/10	at Rider*	W	57	49
2/14	Lehigh*	W	70	59
2/17	at Lafayette*	W	51	49
2/21	at Delaware*	W	51	49
2/24	Gettysburg*	L	58	60
2/27	at Dickinson	W	61	54

\*Middle Atlantic Conference games  
 # Gem City Tournament, Erie, Pa.  
 % Hatter Tournament, DeLand, Fla.  
**Roster (G/PPG):** 14/15 Biko (24/10.7), 12/13 Bracho (20/3.3), 50/51 Burke (14/1.1), 34/35 Carter (25/14.5), 24/25 Correnti (19/1.3), 42/43 Darnall (25/10.6), 30/31 Donovan (23/4.6), 44/45 Garrett (14/1.3), 52/53 Greenwood (24/9.2), 20/21 Hall (16/1.8), 40/41 Kerr (24/8.9), 22/23 Kirkland (15/1.7), 32/33 Thomas (17/2.0), 54/55 Wilson (7/0.9).

1973-74 (8-16, 2-8 MAC)				
Coach: Jim Valvano				
12/1	Penn State	L	57	70
12/5	Scranton	W	86	63
12/8	at Rider*	W	48	50
12/14	at Colgate	L	58	91
12/27	vs. Kings Point#	W	69	42
12/28	at Wilkes#	L	62	72
1/2	at Wake Forest	L	56	83
1/5	at Pittsburgh	L	62	73
1/9	Rochester	W	89	74
1/12	at Drexel	W	52	49
1/18	Juniata	W	75	67
1/19	Colgate (OT)	L	51	52
1/23	at Syracuse	L	53	110
1/26	Lehigh*	W	56	55
1/30	Lafayette*	L	49	60
2/2	at Delaware*	L	73	101
2/4	at Rutgers	L	69	80
2/6	Gettysburg*	L	57	61
2/9	Rider*	W	67	60
2/13	at Lehigh*	L	55	61
2/16	at Lafayette*	L	79	83
2/18	Dickinson	W	68	53
2/20	Delaware*	L	63	77
2/23	at Gettysburg*	L	64	78

\* Middle Atlantic Conference games  
 # Scranton Holiday Classic  
**Roster (G/PPG):** 15 Boettner (6/0.7), 25 Bracho (21/2.6), 33 Burke (19/2.6), 23 Deihm (16/1.4), 45 Garrett (21/4.0), 35 Gravelly (24/7.5), 53 Hall (15/2.9), 31 Harris (17/1.8), 41 Kerr (23/12.4), 11 McLean (24/12.0), 51 Novacek (25/8.1), 13 Oristaglio (24/7.4), Reddy (7/1.1), 43 Stettler (18/5.3).

1974-75 (14-12, 4-4 ECC)				
Coach: Jim Valvano				
12/2	at #7 South Carolina	L	74	88
12/5	Bloomsburg	L	53	71
12/7	Rider*	L	75	79
12/10	at Penn State	L	83	88
12/27	vs. St. Francis (NY)#	L	68	69
12/28	vs. Gettysburg#	W	83	52
1/4	at Seton Hall	L	61	72
1/7	at Rochester	W	105	64
1/8	at Colgate	W	73	59
1/11	Pittsburgh	W	72	66
1/14	at Cornell	W	73	59
1/15	St. Francis (N.Y.)	W	71	63
1/18	at Juniata	W	67	45
1/21	Drexel	W	68	64

1/23	at Dickinson	W	80	68
1/25	at Lehigh*	W	82	62
1/30	Rutgers	L	72	94
2/1	at Delaware*	W	63	62
2/6	at Gettysburg	W	66	58
2/8	at Rider*	L	68	85
2/13	Lehigh*	W	74	64
2/15	Lafayette*	W	73	65
2/19	Delaware*	L	76	82
2/22	Gettysburg	L	59	71
3/1	at Lafayette*	L	64	96
3/4	at LaSalle%	L	74	85

\* East Coast Conference games  
 # Roanoke Classic, Salem, Va.  
 % East Coast Conference Tournament  
**Roster (G/PPG):** 40 Callaway (26/5.2), 44 Clark (26/6.2), 20 Gravelly (23/3.3), 12 Greenman (20/1.5), 30 Griffin (24/3.0), 54 Hebditch (26/9.5), 10 McLean (26/8.4), 22 Oristaglio (23/2.4), 14 Purnell (26/18.0), 24 Reddy (15/0.5), 42 Stettler (26/11.0), 32 Werner (25/5.1).

1975-76 (13-13, 5-5 ECC)				
Coach: Charlie Woollum				
12/1	Juniata	W	76	58
12/3	at Penn	W	66	64
12/6	at St. Francis (N.Y.)	W	81	79
12/9	at Scranton	L	66	67
12/11	Rochester	L	85	86
12/29	vs. Mt. St. Mary's#	L	69	77
12/30	at Albright#	W	63	51
1/6	Seton Hall	L	73	80
1/10	Colgate	W	49	48
1/14	Penn State	W	69	64
1/17	at #10 Rutgers	L	82	105
1/22	Dickinson	W	75	68
1/24	Cornell	L	69	85
1/26	at Drexel	L	55	61
1/28	at Rider*	L	68	82
1/31	Lehigh*	W	71	67
2/3	Lafayette*	L	66	74
2/7	at Delaware*	L	73	84
2/9	at Gettysburg	W	87	60
2/11	West Chester*	W	73	62
2/14	Rider*	W	74	71
2/18	at Lehigh*	W	71	69
2/21	at Lafayette*	L	78	101
2/25	Delaware*	W	82	80
2/28	at West Chester*	L	73	84
3/2	at Hofstra%	L	58	77

\* East Coast Conference games  
 # Albright Tournament  
 % East Coast Conference Tournament  
**Roster (G/PPG):** 40 Callaway (24/6.1), 44 Clark (24/3.2), 3 Edwards (8/0.5), 20 Gravelly (26/6.5), 12 Greenman (19/2.5), 54 Hebditch (26/9.3), 34 Lyons (8/0.3), 10 McNichol (8/3.4), 4 Muller (26/6.4), 22 Oristaglio (26/8.2), 14 Purnell (25/16.3), 42 Stettler (26/11.2), 24 Timko (3/0.7), 52 Werner (21/2.7).

1976-77 (10-15, 5-5 ECC)				
Coach: Charlie Woollum				
12/1	at Bloomsburg	L	72	77
12/4	St. Francis (N.Y.)	L	71	75
12/7	Scranton	W	65	63
12/22	at #15 Maryland	L	72	106
12/28	vs. American#	W	65	60
12/29	at Lafayette#	L	56	71
1/3	at West Virginia	L	71	112
1/5	at Seton Hall	L	68	81
1/8	Upsala	W	76	58
1/12	at Cornell (OT)	W	73	69
1/15	at American	L	65	84
1/17	Drexel	L	63	70
1/19	at Colgate	L	85	94
1/22	at Rochester	L	68	77

1/25	Rider*	W	58	48
1/29	at Lehigh*	L	69	78
2/2	at Lafayette*	L	63	81
2/5	Delaware*	W	78	75
2/9	at West Chester*	W	55	51
2/12	at Rider*	W	79	73
2/14	Gettysburg	W	86	66
2/16	Lehigh*	L	56	67
2/19	Lafayette*	L	78	86
2/23	at Delaware*	L	74	92
2/26	West Chester*	W	94	86

\* East Coast Conference games  
 # Lafayette Invitational  
**Roster (G/PPG):** 42 Barry (25/17.6), 24 Betts (23/6.8), 40 Callaway (24/4.4), 44 Clark (25/7.0), 5 Flannery (24/6.9), 3 Hepburn (7/0.9), 34 Klebanoff (3/0.0), 12 McNichol (19/3.4), 4 Muller (18/3.1), 30 O'Brien (8/1.3), 22 Oristaglio (22/3.2), 14 Purnell (24/12.5), 32 Sigl (19/6.4).

1977-78 (13-15, 5-9 ECC)				
Coach: Charlie Woollum				
11/25	at #14 Maryland	L	62	95
11/30	LaSalle*	L	77	92
12/3	Bloomsburg	W	68	54
12/5	Lycoming	W	99	84
12/8	at Cornell	L	69	76
12/28	at South Alabama#	L	68	94
12/29	vs. Middle Tenn.#	L	65	77
1/4	Moravian	W	85	65
1/7	Temple*	L	69	80
1/11	at Upsala	L	65	69
1/14	American*	L	75	87
1/16	at Drexel*	L	68	89
1/18	Colgate	W	81	61
1/25	West Chester*	W	79	55
1/28	at Rider*	W	68	66
1/30	Dickinson	W	71	61
2/1	Lehigh*	W	72	68
2/4	Lafayette*	L	52	56
2/8	at Delaware*	L	92	104
2/11	at West Chester*	W	57	55
2/13	at Gettysburg	W	84	59
2/15	Rider*	L	65	78
2/18	at Lehigh*	L	74	83
2/20	Rochester	W	88	70
2/22	at Lafayette*	L	82	96
2/25	Delaware* (OT)	W	78	76
2/27	West Chester*	W	88	73
3/1	at Delaware%	L	62	72

\* East Coast Conference games  
 # Senior Bowl Tournament, Mobile, Ala.  
 % East Coast Conference Tournament  
**Roster (G/PPG):** 44 Baker (27/9.1), 42 Barry (28/14.5), 24 Betts (28/6.6), 40 Callaway (23/5.0), 12 Flannery (28/8.2), 14 Hepburn (27/3.1), 34 Klebanoff (28/4.2), 22 Leslie (27/13.5), 20 Manly (12/1.0), 10 McNichol (20/2.5), 30 O'Brien (24/1.4), 52 Page (2/2.0), 5 Schoeck (2/0.0), 32 Sigl (28/7.3).

1978-79 (18-9, 11-5 ECC)				
Coach: Charlie Woollum				
11/24	at Maryland	L	97	107
11/29	at LaSalle*	L	76	77
12/2	Carnegie Mellon	W	90	69
12/5	at Colgate	L	79	86
12/9	Bloomsburg	W	90	71
12/11	Cornell	W	80	65
1/5	Old Dominion#	L	76	88
1/6	Georgia Southern#	W	79	78
1/10	St. Joseph's* (2OT)	W	63	61
1/13	at American* (2OT)	W	85	83
1/15	Drexel*	W	67	66
1/18	at Temple*	L	69	70
1/20	at Rochester	W	93	78
1/24	at West Chester*	W	61	55
1/27	Rider*	W	101	82
1/29	Hofstra* (OT)	W	67	64
1/31	at Lehigh*	L	64	82
2/3	at Lafayette*	W	74	68
2/8	Delaware*	W	59	54
2/10	West Chester*	W	78	69
2/12	Gettysburg	W	82	74
2/14	at Rider*	L	89	94
2/17	Lehigh*	W	82	65
2/21	Lafayette* (OT)	W	65	63
2/24	at Delaware*	L	88	96
2/28	West Chester%	W	75	61
3/2	at St. Joseph's%	L	61	69

\* East Coast Conference games  
 # Old Dominion Classic  
 % ECC Tournament (Palestra)  
**Roster (G/PPG):** 15 Adkins (12/0.3), 42 Barry (27/18.7), 12 Flannery (27/7.0), 44 Harrison (6/0.8), 14 Hepburn (27/4.1), 33 Kachulis (3/0.0), 34 Klebanoff (27/7.0), 55 Knuth (19/1.8), 22 Leslie (27/18.7), 30 O'Brien (20/2.7), 54 Okorodudu (1/0.0), 52 Page (26/2.3), 20 Schoeck (10/2.1), 10 Shehadi (14/2.3), 32 Sigl (26/14.7).

1979-80 (20-7, 13-3 ECC)				
Coach: Charlie Woollum				
12/1	at Pittsburgh	L	65	83
12/5	LaSalle*	W	80	70
12/7	at Carnegie Mellon	W	78	69



12/22	at Maryland	L	73	95
1/4	at Hofstra*	W	73	69
1/7	Cornell	W	78	62
1/9	at Bloomsburg	W	64	53
1/12	American*	W	105	89
1/14	at Drexel*	W	73	64
1/16	Temple*	L	44	49
1/19	Rochester	W	100	81
1/21	Lycoming	W	107	77
1/23	at Delaware*	W	69	66
1/26	West Chester*	W	89	74
1/28	Colgate	W	66	63
1/30	at St. Joseph's*	L	60	72
1/31	at Rider*	W	88	82
2/2	Lehigh*	W	88	73
2/6	Lafayette*	W	55	54
2/9	Delaware*	W	76	60
2/11	Gettysburg	L	66	67
2/13	at West Chester*	W	80	68
2/16	Rider*	W	73	60
2/21	at Lehigh*	W	66	59
2/23	at Lafayette*	L	79	92
2/27	Delaware%	W	76	65
2/29	at St. Joseph's%	L	71	76

\* East Coast Conference games  
 % ECC Tournament (Palestra)  
**Roster (G/PPG):** 15 Adkins (16/0.9), 42 Barry (27/16.9), 12 Flannery (27/7.2), 44 Harrison (20/1.5), 14 Hepburn (26/3.1), 55 Knuth (25/3.2), 22 Leslie (27/20.9), 34 Manly (21/0.9), 30 O'Brien (25/3.4), 54 Okorodudu (18/0.5), 52 Page (25/2.6), 20 Schoeck (14/1.3), 10 Shehadi (22/2.1), 32 Sigl (27/13.2), 33 Vullio (11/1.7).

1980-81 (12-16, 6-10 ECC)				
Coach: Charlie Woollum				
11/28	at #8 Virginia#	L	45	64
11/29	vs. Lafayette#	L	47	69
12/6	Carnegie Mellon	W	87	73
12/8	at LaSalle*	L	63	73
12/10	Lycoming	W	93	69







**After 64 seasons, the Bison played their final game in Davis Gym on Jan. 11, 2003. Bucknell won nearly two-thirds of its games there, finishing with a 462-233 record in the venerable facility.**

1/2	vs. E. Michigan\$	L	60	76
1/3	vs. Colgate\$	W	84	71
1/5	Dickinson	W	80	62
1/7	St. Joseph's*	L	56	66
1/10	Hofstra* (OT)	L	68	74
1/12	at Colgate	L	90	93
1/17	at American*	L	65	75
1/19	Drexel*	L	55	56
1/24	Bloomsburg	L	72	73
1/26	Gettysburg	W	72	71
1/28	Delaware*	W	51	45
1/31	at West Chester*	L	75	84
2/4	Rider* (OT)	W	62	55
2/7	at Lehigh*	W	54	44
2/11	at Lafayette*	W	56	53
2/14	at Delaware*	L	67	76
2/16	at Temple*	L	59	77
2/18	West Chester*	W	87	79
2/21	at Rider*	W	65	61
2/25	Lehigh*	L	62	63
2/28	Lafayette*	L	60	68
3/2	West Chester%	W	79	66
3/4	at Rider%	L	50	68

**1981-82 (7-20, 3-13 ECC)**  
Coach: Charlie Woollum

11/28	Dickinson	W	73	71
12/2	Princeton	L	49	57
12/4	at James Madison#	L	43	59
12/5	vs. Drexel#	W	76	75
12/7	LaSalle*	L	53	55
12/11	Colgate	L	67	70
12/30	at St. Joseph's*	L	58	71
1/4	Lycoming	W	71	45
1/6	Temple*	L	54	80
1/9	at Hofstra*	L	62	75
1/12	at Niagara	L	75	92
1/16	American*	L	75	92
1/18	at Drexel*	L	62	79
1/20	at St. Fran. (Pa.) (OT)	L	76	79
1/25	at Gettysburg	W	69	60
1/27	Lafayette*	L	56	61
1/30	at Delaware*	L	58	60
2/3	West Chester*	W	72	61
2/6	Rider*	W	82	71
2/10	at Lehigh*	L	54	73
2/13	at Lafayette*	L	66	67
2/15	Messiah (2OT)	L	70	72
2/17	Delaware*	L	54	62
2/20	at West Chester*	L	50	52
2/24	at Rider*	L	34	59
2/27	Lehigh*	W	46	41
3/1	at LaSalle%	L	72	81

\* East Coast Conference games  
# James Madison Tournament  
% East Coast Conference Tournament

Roster (G/PPG): 24 Andrews (27/8.2), 22 Barry (9/1.3), 32 Cody (27/5.9), 33 Connor (0/0.0), 30 Cosimano (20/4.1), 50 DeWitt (1/6.0), 44 Hegedus (5/0.4), 20 Janaskie (3/0.3),

12 McGregor (27/5.2), 42 Moss (26/7.1), 54 Okorodudu (27/5.7), 10 Puriefoy (24/6.6), 52 Rizzo (24/4.2), 34 Romberger (10/1.1), 40 Sigi (25/4.9), 14 Wright (27/11.9).

**1982-83 (17-11, 8-5 ECC)**  
Coach: Charlie Woollum

11/27	at Princeton	L	43	72
11/29	Wilkes	W	90	65
12/1	at LaSalle*	L	66	68
12/3	at Clemson#	L	73	85
12/4	vs. Furman# (2OT)	L	67	68
12/8	Lycoming	W	76	60
12/10	Muhlenberg	W	55	46
12/22	Hofstra*	L	52	66
1/5	at Colgate	W	50	47
1/8	at Towson	L	54	55
1/15	at American*	W	66	62
1/17	Niagara	W	67	48
1/19	at Notre Dame	L	52	64
1/24	Gettysburg	W	76	46
1/26	at Lafayette*	W	61	59
1/29	Delaware*	W	71	56
2/2	Colgate	W	51	50
2/5	Rider*	W	53	50
2/9	at Lehigh*	W	73	59
2/16	at Delaware*	L	50	53
2/19	Towson*	W	85	73
2/21	Lafayette*	W	60	59
2/23	Drexel*	L	60	72
2/26	Lehigh*	W	68	51
3/2	at Rider* (OT)	L	52	60
3/5	St. Francis (Pa.)	W	77	67
3/9	Hofstra^	W	56	55
3/11	vs. American% (OT)	L	49	51

\* East Coast Conference games  
# IPTAY Tournament, Clemson, S.C.  
^ ECC Tournament at Bucknell  
% ECC Tournament at Lafayette

Roster (G/PPG): 24 Andrews (28/13.7), 32 Cody (28/8.7), 54 Connor (8/1.3), 30 Cosimano (25/2.4), 50 DeWitt (3/2.3), 44 Hegedus (28/8.0), 20 Janaskie (2/0.0), 33 McGregor (14/5.3), 42 Moss (28/4.9), 10 Puriefoy (28/9.0), 34 Romberger (17/1.9), 22 Sangimino (8/0.5), 52 Schrader (1/2.0), 40 Sigi (28/7.9), 14 Wright (28/3.7).

**1983-84 (24-5, 14-2 ECC)**  
Coach: Charlie Woollum

11/26	at Princeton	W	60	58
11/30	Lycoming	W	84	55
12/3	Wash. & Jeff.	W	84	42
12/6	Drexel*	W	66	56
12/19	at Robert Morris	W	68	50
12/21	at Towson*	W	73	55
1/6	vs. Maine#	L	75	78
1/7	at Fla. So.# (OT)	W	78	77
1/9	at Duke	L	67	84
1/14	American*	W	63	44
1/17	Towson*	W	63	48
1/20	Utica	W	76	63
1/21	VMI	W	66	49
1/25	Lafayette*	W	64	56
1/28	at Delaware*	W	87	72
2/1	Hofstra*	W	69	59
2/4	at Rider*	W	71	70
2/6	Lock Haven	W	87	50
2/8	at Lehigh*	W	56	42
2/11	at Lafayette* (OT)	L	65	66
2/13	at American*	W	67	54
2/15	Delaware*	W	84	62

2/18	at Hofstra*	W	77	59
2/22	at Drexel*	W	66	58
2/25	Lehigh*	W	68	49
2/29	Rider*	L	44	46
3/8	at Towson%	W	64	42
3/9	vs. Lafayette%	W	46	44
3/10	vs. Rider% (OT)	L	71	73

\* East Coast Conference games  
# Florida Southern Tournament  
% ECC Tournament at Towson

Roster (G/PPG): Allsteadt (0/0.0), 24 Andrews (29/15.3), Beecy (0/0.0), 33 Campbell (7/2.4), 54 Connor (16/1.6), 30 Cosimano (29/4.7), 50 DeWitt (8/2.0), 32 Forsyth (0/0.0), 44 Hegedus (26/8.7), 20 Janaskie (9/1.3), 12 Lezanic (10/1.8), 42 Owen (25/4.2), 10 Puriefoy (29/11.3), 34 Romberger (29/6.7), 22 Sangimino (7/2.0), 52 Schrader (29/2.9), 14 Seneca (1/2.0), 40 Sigi (29/13.5).

**1984-85 (19-10, 10-4 ECC)**  
Coach: Charlie Woollum

11/24	at George Mason	L	77	95
11/26	at Alabama	L	56	81
12/1	Robert Morris	L	63	66
12/5	Lock Haven	W	79	61
12/7	at Iona#	L	68	81
12/8	vs. Wagner#	W	67	62
12/12	Wilkes	W	82	62
12/28	vs. Brooklyn\$	W	76	59
12/29	at Utica\$	L	65	67
1/5	Towson*	W	68	50
1/9	Hofstra*	W	69	54
1/12	at Rider*	W	75	57
1/16	at Delaware*	W	82	76
1/19	Drexel*	L	60	62
1/21	York	W	65	51
1/23	Lafayette*	L	77	80
1/29	at Lehigh*	W	67	61
2/2	at VMI	W	63	60
2/4	Lycoming	W	71	58
2/6	at Towson*	L	65	68
2/9	at Hofstra*	L	71	91
2/13	Rider*	W	85	72
2/16	Delaware*	W	75	71
2/20	at Drexel*	W	67	57
2/23	at Lafayette* (OT)	W	77	75
2/25	Lehigh*	W	75	58
3/2	at Towson% (OT)	W	79	77
3/3	vs. Rider%	W	74	62
3/4	vs. Lehigh% (OT)	L	74	76

\* East Coast Conference games  
# Manufacturer's Hanover Classic, New Rochelle, N.Y.  
\$ UC-Matt's Classic, Utica, N.Y.  
% ECC Tournament at Towson

Roster (G/PPG): 54 Allen (4/0.0), 30 Allsteadt (29/9.3), 24 Andrews (29/16.8), 34 Atkinson (29/9.7), 42 Beecy (16/1.6), 33 Campbell (15/1.4), 50 DeWitt (27/4.0), 32 Forsyth (25/4.0), 44 Hegedus (23/7.9), 20 Janaskie (25/0.7), 12 Lezanic (11/1.6), 52 Schrader (29/7.2), 22 Seneca (29/11.8).

**1985-86 (17-12, 8-6 ECC)**  
Coach: Charlie Woollum

11/22	at New Mexico#	L	80	96
11/24	vs. Long Beach St.#	L	45	65
11/26	Susquehanna	W	98	82
11/30	Princeton	W	70	56
12/7	George Mason	L	57	74
12/11	at St. Francis (N.Y.)	W	73	68
12/13	Lebanon Valley	W	85	58
12/27	at Siena\$	L	65	83
12/28	vs. E. Carolina\$ (OT)	W	68	61
1/4	Towson* (OT)	L	74	84
1/8	Coppin State	W	89	64
1/11	at Marist	L	53	61
1/13	Lycoming	W	89	78
1/15	at Delaware*	W	79	75
1/18	Drexel*	W	69	68
1/23	Hofstra*	W	69	68
1/25	at Lafayette*	L	59	78
1/27	Gettysburg	W	82	49
1/29	at Lehigh*	L	75	85
2/1	Rider*	W	76	58
2/5	at Towson*	L	64	81
2/8	Delaware*	W	81	75
2/12	at Drexel*	L	68	75
2/15	at Hofstra*	W	79	74
2/19	Lafayette*	W	44	43
2/22	Lehigh*	W	84	80
2/24	at Rider*	L	67	93
3/1	at Towson*	W	69	54
3/2	vs. Hofstra%	L	66	68

\* East Coast Conference games  
# Lobo Tip-Off Trn., Albuquerque, N.M.  
\$ Siena Invitational  
% ECC Tournament at Towson

Roster (G/PPG): 33 Aceto (28/7.0), 44 Albee (N/A), 54 Allen (N/A), 30 Allsteadt (28/12.5), 34 Atkinson (24/12.0), 42 Beecy (29/5.3), 50 Blackwell (10/1.4), 40 Butts (29/9.3), 32 Graddy (N/A), 20 Heiden (24/2.4), 12 Lezanic (29/4.1), 10 Malarkey (N/A), 24 Moylan (N/A), 52 Schrader (28/9.8), 22 Seneca (29/11.0), 14 Watson (11/0.7).

**1986-87 (22-9, 11-3 ECC)**  
Coach: Charlie Woollum


11/29	at Ohio State	L	62	90
12/5	vs. Jackson State#	W	65	64
12/6	at Youngstown St.#	L	70	77
12/8	Susquehanna	W	88	62
12/12	Lebanon Valley	W	105	62
12/22	at George Mason	L	60	77
12/28	vs. Howard\$	L	67	87
12/29	vs. Brooklyn\$	W	87	75
1/2	Marist	W	66	64
1/5	Lycoming	W	92	52
1/7	Loyola (Md.)	W	72	70
1/10	Drexel*	W	85	79
1/13	St. Francis (N.Y.)	W	78	59
1/15	at Rider*	L	81	88
1/17	at Towson*	L	59	67
1/19	at Maryland	L	68	77
1/21	Delaware*	W	84	78
1/24	at Drexel*	W	86	82
1/28	at Hofstra* (OT)	W	102	92
1/31	Lafayette*	W	70	67
2/4	at Lehigh*	W	92	87
2/11	Towson*	W	75	66
2/14	at Delaware*	W	80	74
2/16	Rider*	W	88	71
2/21	Hofstra*	W	92	87
2/25	at Lafayette*	L	80	85
2/28	Lehigh*	W	72	70
3/6	vs. Delaware%	W	81	71
3/7	vs. Lehigh% (2OT)	W	103	100
3/8	at Towson%	W	86	74
3/13	vs. #4 Georgetown^	L	53	75

\* East Coast Conference games  
# Youngstown State Invitational  
\$ Utica Holiday Classic  
% ECC Tournament at Towson  
^ NCAA Tournament, Atlanta, Ga.

Roster (G/PPG): 33 Aceto (29/4.6), 44 Albee (9/1.9), 54 Allen (10/1.7), 30 Allsteadt (31/12.9), 34 Atkinson (31/14.9), 42 Beecy (31/4.3), 40 Butts (27/6.5), 20 Heiden (31/7.5), 12 Joseph (27/3.1), 50 Leggett (8/1.6), 24 Moylan (10/0.2), 32 Pfaff (3/0.3), 52 Schrader (31/10.9), 22 Seneca (31/13.5), 14 Watson (14/1.7), 10 Woollum (11/0.3).

**1987-88 (16-12, 7-7 ECC)**  
Coach: Charlie Woollum

11/27	at Central Florida	W	87	81
11/28	at Florida State	L	58	87
12/2	at Army	L	71	73
12/5	at St. Francis (Pa.)	W	84	65
12/7	Susquehanna	W	110	72
12/11	Lycoming	W	104	77
12/21	at Duquesne	W	96	93
12/27	at San Diego State#	L	70	87
12/28	vs. Fresno State#	W	66	56
1/6	George Mason	L	91	96
1/9	Lehigh*	L	76	83
1/11	Cornell	W	99	93
1/13	Washington College	W	110	77
1/16	at Loyola (Md.)	W	80	60
1/20	at Rider*	L	89	98
1/23	Towson*	W	89	80
1/27	at Delaware*	L	76	89
1/30	Drexel*	L	92	104
2/3	Hofstra*	W	86	73
2/6	at Lafayette*	L	67	69
2/10	at Lehigh*	L	72	79
2/13	Rider*	W	96	83
2/15	Lafayette*	L	62	77
2/17	at Towson*	W	83	71
2/20	Delaware*	W	81	67



**JAY WRIGHT**





# YEAR-BY-YEAR RESULTS



MIKE BUTTS

2/24	at Drexel*	W	98	89
2/27	at Hofstra*	W	59	55
3/5	vs. Lehigh%	L	79	83

\* East Coast Conference games  
 # Holiday Bowl Classic, San Diego, Calif.  
 % ECC Tournament at Towson  
**Roster (G/PPG):** 33 Aceto (28/16.8), 54 Allen (8/1.3), 42 Bell (5/0.2), 40 Butts (27/17.5), 34 Diver (5/1.8), 30 Fenton (17/1.3), 20 Heiden (28/11.8), 12 Joseph (28/16.8), 50 Leggett (28/7.6), 52 Leshinski (4/0.0), 22 Malone (6/1.2), 24 Moylan (18/1.4), 32 Pfaff (15/1.5), 14 Watson (28/12.0), 10 Woollum (26/1.1).

### 1988-89 (23-8, 11-3 ECC)

Coach: Charlie Woollum

11/26	at Dayton	L	68	69
11/28	Susquehanna	W	89	68
11/30	Duquesne	W	86	83
12/3	at St. Bonaventure	L	73	75
12/5	Lycoming	W	82	55
12/7	Mt. St. Mary's	W	90	69
12/20	at Evansville	L	54	79
1/4	at Yale	L	76	81
1/6	Manhattan#	W	75	56
1/7	Keene State#	W	78	66
1/11	Lehigh*	W	100	91
1/14	at Hofstra*	W	86	74
1/16	Army	W	79	77
1/18	Drexel*	W	79	77
1/21	Rider*	W	80	62
1/25	at Towson*	W	77	72
1/28	at Delaware*	L	88	102
1/30	at Cornell	W	69	67
2/1	Lafayette*	W	77	64
2/4	at Lehigh*	W	81	73
2/8	Hofstra*	W	89	70
2/11	at Drexel*	L	65	88
2/15	Rider*	W	81	75
2/18	Towson* (OT)	L	83	93
2/20	St. Francis (Pa.)	W	108	94
2/22	Delaware*	W	81	76
2/25	at Lafayette*	W	69	50
3/4	vs. Rider*	W	106	80
3/5	vs. Hofstra% (OT)	W	89	84
3/7	vs. Lafayette*	W	71	65
3/17	vs. #7 Syracuse^	L	81	104

\* East Coast Conference games  
 # Naismith-Holiday Inn Classic, Springfield, Mass.  
 % ECC Tournament at Towson  
 ^ NCAA Tournament, Dallas, Texas  
**Roster (G/PPG):** 33 Aceto (30/13.6), 44 Albee (11/1.5), 42 Bell (9/0.0), 40 Butts (31/14.1), 24 Courtney (13/1.9), 34 Diver (4/0.0), 30 Fenton (29/2.1), 20 Heiden (31/11.9), 12 Joseph (31/13.9), 50 Leggett (31/10.6), 52 Leshinski (3/0.0), 32 Pfaff (16/0.4), 54 Walsh (2/1.5), 14 Watson (31/11.4), 10 Woollum (31/2.2).

### 1989-90 (15-14, 6-8 ECC)

Coach: Charlie Woollum

11/27	Susquehanna	W	93	83
12/1	at UC Irvine#	L	79	85
12/2	vs. Navy#	W	67	66
12/5	Lycoming	W	88	45
12/21	Muhlenberg	W	87	62
12/28	vs. Southern Miss\$	L	71	78
12/29	vs. Navy\$	W	89	84
1/4	St. Bonaventure	W	95	82
1/6	at SMU	L	80	88
1/10	Colgate	W	100	94
1/13	at Lehigh*	L	74	77
1/15	at Mt. St. Mary's	L	78	82
1/17	Hofstra*	W	73	70

1/20	Drexel*	L	86	87
1/24	at Rider*	L	74	75
1/27	Towson*	W	76	74
1/29	Cornell	W	74	62
1/31	Delaware*	W	83	71
2/3	at Lafayette*	L	55	66
2/7	Lehigh*	L	71	84
2/10	at Hofstra*	L	67	80
2/12	at Colgate	L	77	78
2/14	at Drexel*	L	63	65
2/17	Rider*	W	91	76
2/21	at Towson*	W	73	64
2/24	at Delaware*	L	68	80
2/26	Lafayette*	W	62	60
3/3	vs. Hofstra%	W	72	67
3/4	vs. Lehigh%	L	67	73

\* East Coast Conference games  
 # Freedom Bowl Classic, Irvine, Calif.  
 \$ Blue Angels Classic, Pensacola, Fla.  
 % ECC Tournament at Towson  
**Roster (G/PPG):** 44 Bright (29/10.8), 14 Clark (2/2.0), 24 Courtney (29/10.6), 34 Diver (26/1.9), 30 Fenton (29/6.8), 12 Joseph (29/18.4), 42 Joy (4/1.8), 52 King (10/0.8), 50 Leggett (29/20.2), 40 Leshinski (25/3.7), 22 Malone (3/1.3), 20 Olkowski (28/3.4), 10 Peyton (4/1.5), 32 Pfaff (27/0.9), 54 Walsh (6/1.0).

### 1990-91 (18-13, 7-5 PL)

Coach: Charlie Woollum

11/23	vs. Murray State#	L	68	81
11/24	vs. Northern Iowa#	W	71	57
11/25	vs. St. Louis#	W	103	93
11/28	Delaware	W	81	72
12/1	Yale	W	72	63
12/3	at Fairfield	L	67	94
12/5	Lycoming	W	97	49
12/8	St. Francis (Pa.)	W	93	80
12/29	at Cornell	L	85	93
1/2	at UMBC	W	79	64
1/4	at Towson	L	84	85
1/7	at Delaware	L	87	91
1/9	Drexel	W	87	73
1/12	Holy Cross*	L	78	80
1/14	UMBC	W	78	56
1/19	at Army*	W	86	62
1/23	Fordham*	L	73	79
1/26	Colgate*	W	96	76
1/28	Towson	L	83	89
1/30	at Lehigh*	L	75	83
2/2	Lafayette*	W	87	66
2/6	at Wake Forest	L	67	83
2/9	at Holy Cross*	W	79	69
2/11	Mt. St. Mary's	W	98	81
2/13	Army*	W	69	51
2/16	at Fordham*	L	63	69
2/20	at Colgate*	W	70	67
2/23	Lehigh*	L	87	98
2/25	at Lafayette*	W	66	62
2/28	vs. Army*	W	67	49
3/1	vs. Fordham%	L	76	82

\* Patriot League games  
 # San Juan Shootout  
 % Patriot League Tournament at Holy Cross  
**Roster (G/PPG):** 44 Bright (31/14.6), 50 Brown (15/0.9), 14 Clark (13/0.9), 24 Courtney (31/20.0), 34 Diver (17/1.0), 30 Fenton (31/11.8), 12 Janego (0/0.0), 42 Joy (11/0.7), 52 King (31/12.6), 40 Leshinski (31/5.0), 22 Malone (11/1.9), 20 Olkowski (31/7.2), 10 Peyton (31/4.7), 52 Simpson (8/1.3), 55 Sloan (0/0.0), 33 Snyder (7/0.4), 54 Walsh (27/1.4).

### 1991-92 (21-9, 11-3 PL)

Coach: Charlie Woollum

11/26	UMBC	W	97	83
12/1	at Georgia	L	90	93
12/4	at Mt. St. Mary's	W	97	67
12/7	at St. Francis (Pa.)	L	80	81
12/27	at New Mexico#	L	57	70
12/28	vs. Illinois State#	W	79	61
1/2	at Delaware	W	86	68
1/4	Cornell	W	98	96
1/8	Fairfield	L	70	77
1/11	at Navy*	W	78	74
1/13	Lycoming	W	106	66
1/15	at Holy Cross*	L	76	94
1/18	Army*	W	83	65
1/20	Towson	W	85	72
1/22	at Fordham*	W	77	53
1/25	at Colgate*	L	77	86
1/27	at UMBC	W	87	80
1/29	Lehigh*	W	86	78
2/1	at Lafayette* (OT)	W	80	71
2/5	Navy*	W	74	71
2/8	Holy Cross*	W	95	78
2/11	at Army*	W	57	51
2/15	Fordham*	L	57	67
2/19	Colgate*	W	90	84
2/22	at Lehigh*	W	95	94
2/26	at Drexel	L	81	92
2/29	Lafayette*	W	78	68
3/7	vs. Army%	W	74	55
3/8	vs. Holy Cross%	W	86	77
3/10	vs. Fordham%	L	65	70

\* Patriot League games

# Lobo Invitational, Albuquerque, N.M.  
 % Patriot League Tournament at Lehigh  
**Roster (G/PPG):** 44 Bright (28/14.9), 40 Brown (30/3.3), 14 Clark (28/2.3), Courtney (30/18.3), 50 Eisert (3/0.0), 54 Hook (2/1.0), 12 Janego (5/0.6), 32 King (30/20.3), 30 Matthews (3/2.0), 42 Nelson (1/0.0), 20 Olkowski (30/10.3), 10 Peyton (30/3.2), 22 Simpson (30/9.2), 34 Sloan (4/0.5), 33 Snyder (9/0.8).

### 1992-93 (23-6, 13-1 PL)

Coach: Charlie Woollum

12/1	Mt. St. Mary's	W	97	83
12/4	at Montana#	L	60	63
12/5	vs. North Texas#	W	88	64
12/8	Delaware	W	83	71
12/21	at George Mason	W	73	60
12/30	at New Orleans	L	57	90
1/2	at Cornell (OT)	L	65	73
1/4	at Loyola (Md.)	W	75	59
1/6	at Canisius	L	68	69
1/9	Colgate*	W	92	83
1/13	at Fordham*	W	69	65
1/16	Lafayette*	W	87	74
1/20	Army*	W	83	57
1/23	at Navy*	W	68	61
1/25	Lycoming	W	94	62
1/27	Lehigh*	W	91	75
1/30	at Holy Cross*	L	86	88
2/1	Rider	W	78	76
2/3	at Colgate*	W	65	63
2/6	Fordham*	W	77	63
2/10	at Lafayette*	W	84	65
2/13	at Army*	W	82	63
2/17	Navy*	W	93	64
2/20	at Lehigh*	W	90	80
2/24	Loyola (Md.)	W	116	85
2/27	Holy Cross*	W	112	99
3/3	Lehigh% (OT)	W	69	65
3/6	Colgate%	W	75	73
3/10	Holy Cross%	L	73	98

\* Patriot League games  
 # KYLT Industries Classic, Missoula, Mont.  
 % Patriot League Tournament at Bucknell  
**Roster (G/PPG):** 44 Bright (29/16.8), 40 Brown (29/10.3), 14 Clark (29/6.4), 30 Dopirak (2/1.5), 50 Eisert (11/0.2), 42 Golden (20/1.4), 24 Hamer (17/2.4), 32 Hook (12/0.5), 12 Janego (13/1.9), 20 Olkowski (29/8.7), 10 Peyton (29/11.2), 22 Simpson (29/16.9), 34 Sloan (12/0.2), 33 Steigerwald (6/1.0), 54 Walsh (29/6.8), 52 Wenk (8/0.3).

### 1993-94 (10-17, 6-8 PL)

Coach: Charlie Woollum

11/26	at Rider	L	66	99
11/28	at Texas A&M	L	69	74
12/1	George Mason	L	99	101
12/4	Marymount	W	95	55
12/7	Canisius	L	72	90
12/18	at Mt. St. Mary's	L	66	74
12/20	Cornell	W	86	74
12/28	vs. Illinois State#	L	76	89
12/29	vs. Harvard#	W	80	73
1/3	Iona	W	89	73
1/5	at Hartford	L	71	82
1/8	at Colgate* (2OT)	L	78	79
1/12	Fordham* (OT)	L	76	77
1/15	at Lafayette*	W	80	67
1/18	at Army* (OT)	L	90	92
1/22	Navy*	L	68	75
1/26	at Lehigh*	W	80	69
1/29	Holy Cross* (*OT)	L	98	99
2/2	Colgate* (2OT)	W	110	108
2/5	at Fordham*	L	76	81
2/9	Lafayette*	W	100	76
2/12	Army*	W	98	72
2/16	at Navy*	L	83	94
2/19	Lehigh*	W	98	88

2/21	at St. Francis (Pa.)	L	72	77
2/26	at Holy Cross*	L	76	85
3/4	vs. Holy Cross%	L	91	96

\* Patriot League games  
 # Music City Invitational, Nashville, Tenn.  
 % Patriot League Tournament at Navy  
**Roster (G/PPG):** 50 Anderson (27/14.8), 40 Brown (27/9.6), 35 Dopirak (5/2.8), 33 Eisert (11/0.5), 42 Golden (27/11.6), 10 Guthrie (6/0.7), 24 Hamer (27/11.9), 43 Harrington (2/1.5), 54 Hook (3/2.0), 12 Janego (6/0.3), 13 Mboya (27/10.5), 23 Polite (5/1.0), 22 Simpson (22/20.5), 34 Sloan (5/0.8), 32 Steigerwald (19/3.2), 31 Welch (19/2.0), 14 Wenk (27/2.9).

### 1994-95 (13-14, 11-3 PL)

Coach: Pat Flannery

11/25	vs. Vermont#	L	66	67
11/26	vs. Columbia#	L	58	63
11/30	St. Francis (Pa.)	L	49	52
12/3	at #11/10 Maryland	L	64	102
12/8	at Penn State	L	55	78
12/10	St. Bonaventure	L	75	88
12/13	at Rutgers	L	72	87
12/29	at Boise State\$	L	64	78
12/30	vs. Lafayette\$	W	90	56
1/4	Maine	L	52	62
1/7	Navy*	W	73	63
1/9	at Cornell	W	89	78
1/11	Army*	W	84	55
1/14	at Fordham*	W	75	52
1/16	at Iona	L	62	65
1/18	Lehigh*	W	58	54
1/21	Colgate*	W	70	68
1/25	at Lafayette*	W	83	61
1/28	Holy Cross*	W	91	71
2/1	at Navy*	L	59	68
2/4	at Army*	W	77	59
2/8	Fordham*	W	75	56
2/11	at Lehigh*	W	76	66
2/15	at Colgate*	L	59	76
2/18	Lafayette*	W	71	49
2/25	at Holy Cross*	L	61	73
3/4	at Army%	L	78	94

\* Patriot League games  
 # Pepsi/Marist Classic  
 \$ Albertsons Holiday Classic, Boise, Idaho  
 % Patriot League Tournament at Army  
**Roster (G/PPG):** 22 Anders (10/0.6), 50 Anderson (26/12.2), 33 Eisert (26/1.3), 42 Golden (27/10.2), 10 Guthrie (14/1.5), 24 Hamer (27/11.7), 12 Holden (27/3.5), 54 Hook (19/0.9), 31 Keranko (5/1.0), 13 Mboya (26/7.7), 23 Polite (21/1.0), 32 Steigerwald (27/10.6), 34 Welch (20/4.3), 40 Wells (8/1.3), 14 Wenk (27/7.4).

### 1995-96 (17-11, 8-4 PL)

Coach: Pat Flannery

11/24	at San Fran. (OT)	W	68	65
11/25	at St. Mary's (Calif.)	L	66	84
11/29	at Delaware	L	64	73
12/2				





**Pat Flannery retired after the 2007-08 season with a career record of 329-221. His 234 Bucknell victories are second-most in school history, and his 125 conference wins at Bucknell set a Patriot League record.**

2/7	Army*	W	82	65
2/10	at St. Bonaventure	L	55	60
2/14	at Lehigh*	W	83	63
2/17	Colgate*	L	68	73
2/21	at Lafayette*	L	52	73
2/24	Holy Cross*	L	73	93
3/2	vs. Lafayette* (OT)	W	56	55
3/3	vs. Colgate%	L	61	67

\* Patriot League games  
 # Cessna Classic, Wichita, Kan.  
 % Patriot League Tournament at Holy Cross  
**Roster (G/PPG):** 50 Anderson (28/13.4), 10 Ash (6/0.3), 22 Callahan (14/1.4), 31 Gilliard (24/1.8), 42 Golden (28/9.5), 24 Hamer (32/10.6), 54 Hauser (5/2.2), 33 Holden (28/7.4), 12 Keranko (3/0.0), 13 Mboya (27/4.7), 23 Polite (4/0.0), 32 Steigerwald (28/10.0), 34 Welch (28/4.6), 40 Wells (16/1.1), 14 Wenk (28/5.0), Wetzel (12/0.8).

**1996-97 (18-11, 9-3 PL)**

**Coach: Pat Flannery**

11/23	Robert Morris	W	65	56
11/25	Niagara	L	72	74
11/28	at Air Force	W	62	58
11/30	at Colorado State	L	70	83
12/4	Delaware	W	81	57
12/7	St. Francis (Pa.)	W	75	55
12/10	at Princeton (OT)	W	74	62
12/22	at Penn State	L	59	76
12/27	at #14/14 New Mexico#	L	57	67
12/28	vs. Appalachian St.#	L	62	71
1/3	at Cornell	L	45	60
1/8	at Colgate*	L	68	73
1/11	Lehigh*	W	75	53
1/15	at Lafayette*	W	59	58
1/20	Brown	W	69	51
1/22	Navy*	W	69	55
1/25	at Holy Cross*	W	68	60
1/29	Army*	L	71	83
2/1	Colgate*	W	82	78
2/3	Western Maryland	W	86	49
2/5	at Lehigh*	W	80	65
2/8	Lafayette*	W	77	59
2/12	at UMBEC	L	69	73
2/15	at Navy*	L	67	78
2/18	Holy Cross*	W	71	61
2/22	at Army*	W	76	67
3/1	at Lehigh%	W	84	54
3/2	vs. Colgate%	W	71	58
3/5	at Navy^	L	75	76

\* Patriot League games  
 # Lobo Invitational, Albuquerque, N.M.  
 % Patriot League Tournament at Lehigh  
 ^ Patriot League Championship at Navy  
**Roster (G/PPG):** 23 Asbury (11/0.5), 10 Ash (6/0.2), 43 Bowen (29/7.4), 22 Callahan (29/5.3), 54 Cameron (23/2.8), 44 Gilliard (28/6.9), 50 Hauser (16/0.8), 33 Holden (29/17.8), 35 Karavanic (29/4.9), 42 Mboya (29/14.8), 13 Muckle (16/0.6), 31 Treiber (16/0.5), 34 Welch (28/7.6), 32 Wetzel (25/3.1).

**1997-98 (13-15, 8-4 PL)**

**Coach: Pat Flannery**

11/15	at Robert Morris	W	72	56
11/17	at Pittsburgh	L	67	74
11/21	vs. Hofstra#	L	55	69
11/22	vs. Brown#	L	61	63
11/25	at Niagara	L	56	78
11/29	Haverford	W	87	62
12/2	Air Force	W	68	61
12/6	at St. Francis (Pa.)	L	73	76
12/9	#22/20 Princeton	L	52	64
12/20	at Penn State	L	75	91
12/28	at #15/15 Iowa	L	52	91
1/3	Cornell	W	60	41
1/7	Colgate*	L	65	74

1/10	at Lehigh*	W	83	64
1/14	Lafayette*	W	91	77
1/17	vs. Penn^	L	62	69
1/21	at Navy*	L	56	67
1/24	Holy Cross*	W	69	58
1/27	at Army*	W	83	68
2/1	at Colgate*	L	75	80
2/4	Lehigh*	W	87	59
2/7	at Lafayette*	L	74	80
2/11	UMBC	L	74	78
2/14	Navy*	W	88	60
2/18	at Holy Cross*	W	66	65
2/21	Army*	W	75	61
2/28	vs. Holy Cross%	W	60	56
3/1	at Navy%	L	61	80

\* Patriot League games  
 # Fairfield Tournament  
 ^ at Pottsville, Pa.  
 % Patriot League Tournament at Navy  
**Roster (G/PPG):** 23 Asbury (18/1.1), 34 Bowen (28/8.8), 22 Callahan (25/5.6), 54 D. Cameron (28/3.5), 10 T. Cameron (4/0.5), 44 Gilliard (26/12.0), 40 Griffin (3/0.0), 50 Hauser (9/0.9), 33 Holden (28/18.2), 3 Karavanic (28/9.2), 42 McBride (12/0.8), 24 Muckle (28/4.6), 4 Nyambi (17/0.7), 14 Ramage (14/3.9), 31 Skyrn (24/1.7), 32 Wetzel (28/3.9).

**1998-99 (16-13, 9-3 PL)**

**Coach: Pat Flannery**

11/14	at Robert Morris	L	51	66
11/18	Rider	L	64	79
11/21	at Cornell	L	56	69
11/23	Scranton	W	96	50
11/28	at Florida Int'l#	L	58	73
11/29	vs. Ga. Southern#	W	65	51
12/3	St. Francis (Pa.)	W	71	57
12/5	Mt. St. Mary's	L	67	74
12/9	at Princeton	L	27	68
12/21	at Penn State	L	58	62
12/27	vs. Ball State\$	L	59	63
12/28	vs. Drake\$	L	53	71
1/2	Carnegie Mellon	W	98	52
1/6	at Navy*	L	53	57
1/9	at Holy Cross*	W	72	51
1/13	Army*	W	78	42
1/16	Lehigh*	W	85	68
1/20	at Colgate*	W	63	60
1/23	Geo. Mason (2OT)	W	98	86
1/27	Lafayette*	L	65	66
1/31	Navy*	W	56	51
2/3	Holy Cross*	W	65	51
2/10	at Lehigh*	W	75	62
2/13	Colgate*	W	57	45
2/17	at Army*	W	70	43
2/21	at Lafayette*	L	84	93
2/27	vs. Holy Cross%	W	76	52
2/28	vs. Lehigh%	W	58	50
3/5	at Lafayette^	L	63	67

\* Patriot League games  
 # Florida International Tournament  
 \$ Hoosier Classic, Indianapolis, Ind.  
 % Patriot League Tournament at Army  
 ^ PL Championship at Lafayette  
**Roster (G/PPG):** 23 Asbury (15/1.3), 12 Bailey (23/1.8), 34 Bowen (29/10.7), 22 Callahan (29/8.3), 54 Cameron (29/5.4), 44 Gilliard (27/8.4), 50 Hauser (12/1.8), 3 Karavanic (29/11.2), 42 McBride (6/0.7), 24 Muckle (29/5.4), 4 Nyambi (15/0.1), 14 Ramage (29/11.0), 10 Santos (26/1.4), 43 Seek (5/0.6), 31 Webb (6/0.7), 32 Wetzel (29/2.5).

**1999-2000 (17-11, 8-4 PL)**

**Coach: Pat Flannery**

11/19	vs. Maine#	W	79	69
11/20	vs. Marist#	W	54	48
11/23	Robert Morris	W	65	62

11/27	at Rider	L	42	54
12/1	at St. Francis (Pa.)	W	68	63
12/4	at Mt. St. Mary's	W	68	66
12/7	Princeton	L	48	50
12/19	at Penn State	L	63	67
12/28	at Arizona State\$	L	55	80
12/29	vs. Manhattan\$	W	70	66
1/3	at George Mason	L	58	69
1/5	Haverford	W	76	39
1/8	Cornell	L	56	59
1/12	Navy*	L	70	77
1/15	Holy Cross*	W	69	44
1/17	Iona	W	73	67
1/19	at Army*	W	52	49
1/22	at Lehigh*	W	67	57
1/26	Colgate*	W	62	45
2/2	at Lafayette*	L	73	75
2/5	at Navy*	L	61	75
2/9	at Holy Cross*	W	54	48
2/12	Army*	W	66	55
2/16	Lehigh*	W	73	56
2/20	at Colgate* (OT)	W	75	71
2/23	Albany	W	72	61
2/27	Lafayette*	L	59	74
3/4	vs. Lehigh%	L	62	73

\* Patriot League games  
 # Pepsi/Marist Classic  
 \$ ASU/Fiesta Bowl Holiday Classic  
 % Patriot League Tournament at Lafayette  
**Roster (G/PPG):** 23 Asbury (28/5.1), 12 Bailey (28//11.4), 5 Blankenship (28/1.8), 34 Bowen (27/15.7), 54 Cameron (28/6.6), 40 Cohen (3/0.0), 42 Hardenbergh (8/1.5), 3 Karavanic (28/9.0), 44 Lalugba (21/2.1), 24 Muckle (28/8.5), 33 Nyambi (7/0.6), 4 Seek (7/0.6), 32 Werner (25/3.5), 22 Zimmerman (25/1.1).

**2000-01 (14-15, 4-8 PL)**

**Coach: Pat Flannery**

11/18	Lock Haven	W	85	77
11/21	St. Francis (Pa.)	W	68	62
11/25	at Rutgers	L	48	78
11/27	Drew	W	82	62
11/29	at American	L	58	60
12/2	at Iona	L	61	105
12/5	Rider	W	64	50
12/9	at Cornell	W	75	59
12/22	at Penn State	L	72	82
12/28	at #8/9 Virginia	L	49	99
12/30	at UMBEC	W	70	68
1/3	Mt. St. Mary's	W	73	58
1/6	Canisius	L	58	81
1/10	at Navy*	L	67	89
1/13	at Lafayette* (OT)	W	74	71
1/17	Holy Cross*	L	45	69
1/20	Army*	W	73	59
1/22	American	W	61	61
1/24	at Colgate*	L	62	63
1/27	at Lehigh*	L	74	86
2/3	Navy*	L	58	71
2/7	Lafayette*	L	60	62
2/10	at Holy Cross*	L	49	58
2/14	at Army*	L	55	60
2/18	Colgate*	W	71	60
2/21	Lehigh* (OT)	W	82	78
2/24	at Albany	W	76	67
3/3	vs. Colgate%	W	75	68
3/4	at Navy%	L	64	88

\* Patriot League games  
 % Patriot League Tournament at Navy  
**Roster (G/PPG):** 12 Bailey (27/17.7), 50 Bennett (28/1.9), 5 Blankenship (29/8.1), 42 Hardenbergh (27/2.3), 44 Lalugba (29/14.5), 31 Namvou (16/1.6), 3 Nyambi (14/0.5), 24 Quinn (20/1.5), 14 Ramage (22/9.0), 33 Rodgers (5/1.0), 10 Santos (24/2.2), 4 Seek (6/0.3), 0 Skornik (14/0.5), 34 Slater (21/2.3), 23 Webber (17/1.3), 32 Werner (29/9.0), 54 White (4/0.0).

**2001-02 (13-16, 8-6 PL)**

**Coach: Pat Flannery**

11/16	at Cent. Conn. St.#	L	55	68
11/17	vs. Vermont#	L	60	77
11/20	at Rider	L	62	75
11/24	at St. Francis (Pa.)	L	44	59
11/26	Cornell	W	71	62
12/1	at Villanova	L	45	69
12/5	Albany	L	50	51
12/11	UMBC	W	70	67
12/22	at Penn State	L	57	78
12/28	at South Florida\$	L	56	59
12/29	vs. Hofstra\$	W	68	60
1/2	at Mt. St. Mary's	W	58	46
1/5	at Canisius	L	49	66
1/9	Lafayette*	W	65	64
1/12	at Navy*	L	49	64
1/16	Army*	W	56	53
1/19	at American*	L	52	69
1/23	at Colgate*	W	80	75
1/26	Lehigh*	W	69	50
1/30	Holy Cross*	L	65	73
2/2	at Lafayette*	L	68	74
2/6	Navy*	W	76	56
2/9	at Army*	W	65	62

2/13	American*	L	67	78
2/16	Colgate*	W	68	57
2/20	at Holy Cross*	W	75	73
2/24	at Lehigh*	L	64	75
3/2	vs. Army%	W	70	59
3/3	vs. Holy Cross%	L	57	64

\* Patriot League games  
 # Mohegan Sun Classic, New Britain, Conn.  
 \$ South Florida Shootout  
 % PL Tournament, Upper Marlboro, Md.  
**Roster (G/PPG):** 12 Bailey (19/17.4), 50 Bennett (21/1.9), 5 Blankenship (29/6.9), 11 Cohen (4/0.0), 42 Hardenbergh (21/1.6), 22 Glover (18/1.3), 4 Lalugba (29/14.9), 21 Namvou (8/0.8), 31 Niesz (18/1.0), 25 Quinn (29/6.1), 2 Rodgers (29/5.2), 3 Santos (26/1.3), 0 Skornik (21/0.5), 1 Slater (25/4.5), 10 Webber (20/0.9), 32 Werner (22/9.5).

**2002-03 (14-15, 7-7 PL)**

**Coach: Pat Flannery**

11/22	at Notre Dame	L	42	73
11/26	at Albany	W	56	53
11/29	vs. Columbia#	W	61	47
11/30	at Geo. Wash.#	L	77	80
12/3	Canisius	L	67	71
12/7	St. Francis (Pa.)	W	57	54
12/9	FDU-Florham	W	72	45
12/20	at Penn State	L	55	59
12/27	at Arizona State\$	L	52	79
12/28	vs. UCSB\$	W	67	60
1/4	vs. Niagara^	L	52	63
1/7	Robert Morris	W	66	53
1/11	American*	W	63	52
1/15	Lehigh*+	L	56	60
1/18	at Navy*	L	53	66
1/21	at Cornell	L	60	64
1/24	Army*	W	53	38
1/26	Lafayette*	W	68	48
1/31	at Colgate*	W	62	42
2/2	at Holy Cross*	L	47	69
2/8	at American*	L	56	70
2/11	at Lehigh*	L	49	61
2/14	Navy*	W	59	41
2/21	at Lafayette*	W	70	53
2/23	at Army*	W	66	65
2/28	Holy Cross*	L	43	54
3/2	Colgate*	L	56	64
3/8	vs. Lehigh%	W	52	47
3/9	vs. Holy Cross%	L	50	75

\* Patriot League games  
 # Red Auerbach Colonial Csc., Wash., D.C.  
 \$ acentral.com Hoops Csc., Tempe, Ariz.  
 ^ Bucknell Kids Classic, Pottsville, Pa.  
 % PL Tournament, Upper Marlboro, Md.  
 + First game at Sojka Pavilion  
**Roster (G/PPG):** 50 Bennett (12/2.6), 12 Bettencourt (29/11.1), 5 Blankenship (29/7.9), 42 Hardenbergh (17/0.8), 4 Lalugba (29/15.1), 3 Lee (10/2.2), 22 Mack (4/0.0), 21 Namvou (14/1.6), 31 Niesz (23/3.7), 25 Quinn (28/6.2), 2 Rodgers (16/5.6), 0 Skornik (29/2.1), 1 Slater (25/2.6), 44 Vier





# YEAR-BY-YEAR RESULTS



On Jan. 2, 2005 the Bison stunned No. 10/7 Pittsburgh 69-66. The Panthers remain the highest-ranked team Bucknell has ever beaten.

2004-05 (24-9, 11-3 PL)	
Coach: Pat Flannery	
11/11 vs. Princeton#	L 48 61
11/12 vs. No. Colorado#	W 67 54
11/19 Rider	W 69 50
11/22 St. Francis (Pa.)	L 65 70
11/26 vs. Stephen F. Austin^	W 62 49
11/27 at Iowa State^	L 55 62
12/1 at Penn	L 52 65
12/4 at Yale (OT)	W 73 65
12/7 Robert Morris	W 60 45
12/18 at Cornell	W 59 44
12/22 Niagara	W 76 74
12/28 at St. Joseph's	W 69 62
1/2 at #10/7 Pittsburgh	W 69 66
1/8 Holy Cross*	W 59 43
1/12 at Colgate*	W 71 69
1/15 Army*	W 63 46
1/21 Lafayette*	W 71 54
1/23 Lehigh*	W 65 63
1/28 at American*	L 59 68
1/30 at Navy*	L 62 66
2/4 at Lafayette*	W 89 69
2/6 at Lehigh*\$	W 54 57
2/11 American*	W 65 52
2/13 Navy*	W 71 60
2/15 at #25/RV Villanova	L 51 89
2/19 at Army*	W 69 55
2/23 at Holy Cross*	L 54 69
2/26 Colgate*	W 60 59
3/4 Lafayette%	W 70 34
3/6 American%	W 53 35
3/11 at Holy Cross+	W 61 57
3/18 vs. #12/9 Kansas~	W 64 63
3/20 vs. #20/22 Wisconsin~	L 62 71

\* Patriot League games  
# Coaches vs. Cancer Classic, Syracuse, N.Y.  
^ AFI Cyclone Challenge, Ames, Iowa  
\$ Lehigh victory later forfeited to Bucknell  
% PL Tournament, Lewisburg, Pa.  
+ PL Championship, Worcester, Mass.  
~ NCAA Tournament, Oklahoma City, Okla.

Roster (G/PPG): 5 Badmus (31/5.3), 12 Bettencourt (33/12.6), 4 Brown (32/3.4), 21 Clark (31/2.5), 11 Griffin (33/6.9), 3 Lee (33/12.6), 22 Mack (12/0.4), 1 Mastropalo (32/3.0), 32 McNaughton (33/12.6), 25 Morrison (17/0.1), 31 Niesz (33/3.4), 2 Thomas (13/0.8), 44 Vierer-McClymont (32/1.5).

2005-06 (27-5, 14-0 PL)	
Coach: Pat Flannery	
11/18 at Rider	W 56 54
11/22 at #17/19 Syracuse	W 74 69
11/26 Yale	W 87 60
11/30 at Niagara	W 66 63
12/3 at DePaul	W 57 52
12/6 #4/4 Villanova	L 60 79
12/17 Cornell	W 83 39
12/19 Haverford	W 76 44
12/21 St. Joseph's	W 63 51
12/28 vs. Boston U.#	W 63 57
12/29 at Santa Clara#	L 68 77
1/2 at #1/1 Duke	L 50 84
1/7 at Navy*	W 74 52
1/11 at American*	W 58 50
1/14 Holy Cross*	W 56 42
1/18 Lafayette*	W 62 32
1/21 Colgate*	W 62 43
1/25 at Lehigh*	W 59 54
1/28 Navy*	W 81 47
2/1 at Army*	W 67 54
2/4 at Colgate*	W 68 59
2/8 American*	W 74 57
2/11 at Holy Cross*	W 57 52
2/15 at Lafayette*	W 69 49

2/18 at No. Iowa^ (2OT)	L 61 65
2/22 Lehigh*	W 81 70
2/25 Army*	W 70 47
3/3 Army%	W 59 47
3/5 American%	W 64 50
3/10 Holy Cross%	W 74 59
3/17 vs. Arkansas~	W 59 55
3/19 vs. #4/3 Memphis~	L 56 72

\* Patriot League games  
# Cable Car Classic, Santa Clara, Calif.  
^ ESPN BracketBusters presented by ebay  
% PL Tournament, Lewisburg, Pa.  
~ NCAA Tournament, Dallas, Texas

Roster (G/PPG): 5 Badmus (32/6.6), 12 Bettencourt (32/12.7), 4 Brown (32/6.5), 10 Castleberry (18/0.3), 11 Griffin (32/3.9), 3 Lee (32/13.2), 42 Linthicum (21/0.7), 22 Mack (18/0.6), 1 Mastropalo (32/3.7), 32 McNaughton (32/12.8), 25 Morrison (13/0.5), 2 Thomas (22/1.2), 14 Vegotsky (30/3.8), 44 Vierer-McClymont (29/1.3).

2006-07 (22-9, 13-1 PL)	
Coach: Pat Flannery	
11/11 at Albany	L 49 55
11/14 Wake Forest (OT)	L 83 86
11/19 at Saint Joseph's	L 53 63
11/21 at Penn State (OT)	L 60 63
11/25 at Yale	W 72 57
11/29 at Saint Francis (Pa.)	W 60 56
12/2 Northern Iowa	L 48 57
12/3 vs. George Mason@	W 60 57
12/6 at Cornell	W 70 66
12/20 at Xavier	W 68 67
12/23 at Texas Tech	L 60 72
12/29 vs. Central Arkansas^	L 48 50
12/30 vs. Northern Illinois^	W 77 59
1/6 Navy*	W 59 51
1/9 American*	W 66 60
1/12 at Holy Cross*	L 60 65
1/17 at Lafayette*	W 67 61
1/20 Colgate*	W 50 36
1/23 Lehigh*	W 62 44
1/27 Army*	W 74 49
1/30 at Colgate*	W 56 53
2/2 at Navy*	W 78 63
2/6 at American*	W 69 66
2/9 Holy Cross*	W 48 45
2/15 Lafayette*	W 76 58
2/17 Towson~	W 73 63
2/21 at Lehigh*	W 69 56
2/24 at Army*	W 54 49
2/28 Navy%	W 62 43
3/4 Army%	W 68 47
3/9 at Holy Cross+	L 66 74

\* Patriot League games  
@ BB&T Classic, Washington, D.C.  
^ Pepsi Marist Classic, Poughkeepsie, N.Y.  
~ O'Reilly ESPNU BracketBusters  
% PL Tournament, Lewisburg, Pa.  
+ PL Championship, Worcester, Mass.

Roster (G/PPG): 5 Badmus (31/7.5), 31 Behan (29/1.7), 4 Brown (24/12.0), 10 Castleberry (29/5.3), 33 Evans (11/0.2), 11 Griffin (31/10.5), 42 Linthicum (21/0.6), 1 Mastropalo (31/6.0), 32 McNaughton (31/12.0), 12 Medrano (10/0.2), 25 Morrison (8/2.5), 2 Thomas (28/2.1), 15 Tyree (20/1.8), 14 Vegotsky (31/7.4).

2007-08 (12-19, 6-8 PL)	
Coach: Pat Flannery	
11/10 Albany	W 55 52
11/14 at Towson	W 71 57
11/18 at #24/23 Villanova	L 64 70
11/24 at Wagner	L 55 64
11/28 Marist	L 40 55
12/1 Saint Francis (Pa.)	L 54 57
12/3 La Salle	W 67 66

12/16 at Wake Forest	L 56 72
12/19 Cornell	W 88 75
12/22 at Drexel	L 53 65
12/28 vs. N. Dakota State^	L 60 68
12/29 vs. Long Beach St.^	W 61 57
1/2 Ohio	L 47 53
1/5 at St. Bonaventure	L 62 65
1/11 Navy*	W 85 77
1/16 American*	W 66 62
1/18 at Holy Cross*	W 73 65
1/23 at Lafayette*	L 68 80
1/26 Colgate*	W 65 61
1/30 Lehigh*	L 54 56
2/3 Army*	L 52 68
2/6 at Colgate* (OT)	W 91 85
2/9 at Navy*	L 72 78
2/13 at American*	L 64 68
2/16 Holy Cross*	L 53 63
2/20 Lafayette* (OT)	W 77 75
2/23 at Old Dominion~	L 55 65
2/27 at Lehigh*	L 39 50
3/1 at Army*	L 51 54
3/5 at Navy* (3OT)	W 87 86
3/9 at Colgate%	L 40 54

\* Patriot League games  
^ Cal Golden Bear Classic, Berkeley, Calif.  
~ O'Reilly ESPNU BracketBusters  
% PL Tournament

Roster (G/PPG): 31 Behan (30/6.3), 21 Boon (31/4.3), 10 Castleberry (31/10.9), 33 Evans (15/0.3), 5/24 Fiery (7/0.4), 11 Griffin (31/13.1), 42 Linthicum (21/4.5), 1 Mastropalo (19/7.8), 12 Medrano (8/0.0), 0 O'Brien (31/4.4), 13 Shazier (31/3.1), 2 Thomas (16/4.5), 15 Tyree (31/7.0), 14 Vegotsky (22/3.8).

2008-09 (7-23, 4-10 PL)	
Coach: Dave Paulsen	
11/14 at Maryland	L 52 81
11/18 Boston Univ. (OT)	L 68 71
11/22 at St. Francis (Pa.) (OT)	L 59 69
11/25 Old Dominion (2OT)	W 83 82
11/29 Wagner	L 79 83
12/2 at La Salle	L 65 68
12/6 at #15/17 Wake Forest	L 52 81
12/9 Binghamton	W 63 60
12/20 Drexel	W 81 75
12/22 at Richmond	L 57 79
12/28 at Marist	L 63 89
12/30 St. Bonaventure (2OT)	L 82 90
1/3 at Ohio	L 67 85
1/6 at Cornell	L 64 75
1/10 at Navy*	L 67 71
1/14 at American*	L 55 69
1/17 Holy Cross*	L 56 68
1/21 Lafayette*	W 71 61
1/24 Colgate* (OT)	W 64 62
1/28 at Lehigh*	L 59 61
1/31 at Army*	L 65 76
2/4 at Colgate*	L 57 68
2/7 Navy* (OT)	L 60 62
2/11 American*	L 50 52
2/14 at Holy Cross*	W 72 66
2/18 at Lafayette*	L 68 71
2/21 Delaware^	L 68 81
2/25 Lehigh*	W 72 51
2/28 Army*	L 53 70
3/4 at Holy Cross%	L 56 75

\* Patriot League games  
^ ESPN BracketBusters  
% PL Tournament

Roster (G/PPG): 32 Andoh (30/3.0), 24 Behan (30/13.8), 21 Boon (30/9.8), 10 Castleberry (30/11.5), 22 Cohen (30/11.8), 31 Ebner (21/1.6), 33 Evans (28/2.4), 5 Fiery (6/0.3), 1 Leo (14/0.3), 42 Linthicum (16/1.1), 11 Mackey (5/1.0), 13 Shazier (30/7.8), 14 Vegotsky (23/2.9).

2009-10 (14-17, 9-5 PL)	
Coach: Dave Paulsen	
11/13 vs. Mercer^	L 80 89
11/14 at Providence^	L 65 76
11/15 vs. Bryant^	W 59 56
11/18 at Delaware	W 82 66
11/21 Saint Francis (Pa.)	W 70 58
11/24 at Columbia	L 59 73
11/28 at Wagner	W 85 61
12/2 Cornell (OT)	L 98 104
12/4 at Binghamton	L 60 64
12/6 at Boston University	L 53 63
12/19 at La Salle	L 70 83
12/22 at Notre Dame	L 69 101
12/28 Loyola (Md.)	L 49 55
12/30 Marist (OT)	W 70 67
1/2 Richmond	L 50 59
1/4 at Dartmouth	L 43 49
1/9 Navy*	L 67 69
1/13 American* (OT)	W 72 68
1/16 at Holy Cross*	L 69 82
1/20 at Lafayette*	L 57 61
1/23 at Colgate*	W 62 61
1/27 Lehigh* (OT)	W 81 76
1/30 Army*	W 55 48
2/5 at Navy*	L 79 81
2/11 at American*	W 73 59

2/14 Holy Cross*	W 68 63
2/17 Lafayette*	W 78 67
2/21 Colgate*	W 69 49
2/24 at Lehigh*	L 59 81
2/27 at Army*	W 62 51
3/3 Holy Cross%	L 64 67

\* Patriot League games  
^ World Vision Invitational, Providence, R.I.  
% PL Tournament

Roster (G/PPG): 32 Andoh (18/1.4), 24 Behan (30/9.0), 21 Boon (31/7.0), 22 Cohen (31/8.8), 33 Evans (6/0.8), 10 Fiery (6/0.8), 12 Johnson (31/9.5), 5 Klebon (16/1.6), 1 Leo (5/0.0), 31 Muscala (30/9.9), 11 Rowe (8/0.4), 13 Shazier (31/10.1), 15 Tyree (31/5.7), 14 Willman (31/5.6).

2010-11 (25-9, 13-1 PL)	
Coach: Dave Paulsen	
11/12 at #6/6 Villanova	L 52 68
11/14 at Marquette^	L 61 72
11/17 Binghamton	W 66 38
11/20 at Saint Francis (Pa.)	L 67 68
11/22 vs. Presbyterian#	W 71 47
11/23 vs. Princeton#	L 55 66
11/24 at James Madison#	L 75 85
11/29 Wagner	L 73 77
12/1 Columbia	W 73 68
12/4 Boston University	W 52 49
12/17 at La Salle	W 89 77
12/20 at Cornell	W 75 64
12/22 at Boston College	L 80 84
12/28 at Loyola (Md.)	W 70 59
12/30 Dartmouth	W 74 57
1/2 at Richmond	W 62 61
1/8 at Navy*	W 71 64
1/12 at American*	W 75 60
1/16 Holy Cross*	W 74 72
1/19 Lafayette*	W 75 56
1/22 Colgate*	W 76 49
1/26 at Lehigh*	W 81 68
1/29 at Army*	L 70 90
2/5 Navy*	W 75 49
2/9 American*	W 66 60
2/12 at Holy Cross*	W 60 56
2/16 at Lafayette* (OT)	W 74 69
2/20 at Colgate*	W 77 69
2/23 Lehigh*	W 72 55
2/26 Army*	W 78 64
3/2 Army%	W 78 51
3/6 Lehigh%	W 66 64
3/11 Lafayette%	W 72 57
3/17 vs. #9/19 Connecticut~	L 52 81

\* Patriot League games  
^ O'Reilly Auto Parts CBE Classic, Milwaukee, Wis.  
# O'Reilly Auto Parts CBE Classic, Harrisonburg, Va.  
% PL Tournament  
~ NCAA Tournament, Washington, D.C.

Roster (G/PPG): 32 Andoh (20/2.1), 42 Ayers (34/7.5), 21 Boon (34/8.7), 33 Brackney (18/1.5), 22 Cohen (34/7.0), Hill (32/0.8), 12 Johnson (34/11.7), 5 Klebon (29/1.8), 1 Leo (14/0.3), 31 Muscala (34/14.9), 13 Shazier (34/8.3), 15 Tyree (11/0.4), 14 Willman (34/7.6).

2011-12 (25-10, 12-2 PL)	
Coach: Dave Paulsen	
11/11 at Minnesota	L 58 70
11/15 at #18/20 Vanderbilt#	L 68 80
11/19 Saint Francis (Pa.)	W 73 42
11/22 at Marist	W 74 68
11/25 Princeton*	W 62 56
11/26 West Alabama*	W 87 50
11/27 Morehead State*	W 54 50
11/30 at George Mason	L 57 61



PATRICK BEHAN





Dave Paulsen went 134-94 (.588) in seven seasons as head coach. He was a three-time PL Coach of the Year.



RYAN HILL



MIKE MUSCALA

12/3	at La Salle	L	52	78
12/6	at Binghamton	W	77	63
12/17	Richmond	W	79	65
12/20	at #1/1 Syracuse	L	61	80
12/22	at Boston University	W	75	61
12/28	Loyola (Md.)	L	67	72
12/31	Cornell	W	63	60
1/3	at Dartmouth	W	67	59
1/7	at Army*	W	75	59
1/11	Colgate*	W	70	57
1/14	at Lafayette*	W	79	65
1/18	at Lehigh*	W	68	61
1/21	Holy Cross*	W	75	41
1/25	American*	W	67	61
1/28	at Navy*	W	66	51
2/4	Army*	W	81	68
2/8	at Colgate*	W	66	50
2/11	Lafayette*	W	90	78
2/16	Lehigh*	L	53	56
2/18	at Holy Cross*	L	52	54
2/23	at American*	W	55	50
2/25	Navy*	W	64	55
2/29	Navy%	W	87	63
3/3	Lafayette%	W	79	52
3/7	Lehigh%	L	77	82
3/14	at Arizona+	W	65	54
3/18	at Nevada+	L	67	75

\*Patriot League games  
 # TicketCity Legends Classic, Nashville, Tenn.  
 ^ TicketCity Legends Classic, Lewisburg, Pa.  
 % PL Tournament  
 + NIT  
**Roster (G/PPG):** 32 Andoh (19/1.5), 42 Ayers (35/11.1), 33 Brackney (29/3.1), 4 Cohen (35/6.8), 10 Fitzpatrick (35/3.9), 24 Hill (33/2.2), 12 Johnson (34/9.3), 3 Kaspar (35/2/3), 5 Klebon (9/2.2), 1 Leo (8/0.8), 31 Muscala (35/17.0), 11 Singleton (19/2.8), 22 Starkey (11/0.9), 15 Willman (35/10.7).

<b>2012-13 (28-6, 12-2 PL)</b>				
Coach: Dave Paulsen				
11/9	at Purdue*	W	70	65
11/13	George Mason	W	61	56
11/16	at Niagara^	W	88	71
11/17	vs. New Mexico St.^	W	62	49
11/18	vs. West Alabama^	W	69	52
11/23	at Penn State	L	57	60
11/27	Dartmouth	W	62	49
12/1	at Columbia	W	65	57
12/4	Kent State	W	76	60
12/15	La Salle	W	74	66
12/17	at Saint Francis (Pa.)	W	76	49
12/19	Marist	W	71	65
12/22	at Princeton	L	67	79
12/28	at Loyola (Md.)	W	66	46
1/2	at Cornell	W	72	56
1/5	at #12/12 Missouri	L	64	66
1/12	Army*	W	76	55
1/16	at Colgate*	W	73	59
1/19	Lafayette*	W	66	51
1/23	Lehigh*	L	62	65
1/26	at Holy Cross*	W	65	58
1/30	at American*	W	56	55
2/2	Navy*	W	69	54
2/9	at Army*	W	60	58
2/13	Colgate*	W	69	61
2/16	at Lafayette*	L	62	63
2/18	at Lehigh*	W	61	55
2/24	Holy Cross*	W	74	57
2/27	American*	W	66	47
3/2	at Navy*	W	62	46
3/6	Navy%	W	58	42
3/9	Army%	W	78	70
3/13	Lafayette%	W	64	56
3/21	vs. Butler~	L	56	68

\*Patriot League games  
 # 2K Sports Classic, West Lafayette, Ind.  
 ^ 2K Sports Classic, Niagara University, N.Y.  
 % PL Tournament  
 + NCAA Tournament, Lexington, Ky.  
**Roster (G/PPG):** 42 Ayers (34/12.4), 25 Banas (3/0.0), 33 Brackney (22/1.7), 10 Fitzpatrick (33/2.2), 32 Frazier (33/2.7), 14 Hass (11/1.8), 11 Hill (33/2.7), 50 Hoffman (29/2.1), 12 Johnson (34/11.1), 3 Kaspar (34/2.4), 5 Klebon (4/1.0), 31 Muscala (34/18.7), 1 Singleton (13/0.9), 22 Starkey (7/1.6), 15 Willman (34/10.6).

<b>2013-14 (16-14, 11-7 PL)</b>				
Coach: Dave Paulsen				
11/8	at Stanford	L	68	72
11/13	at Penn State	W	90	80
11/16	Saint Francis (Pa.)	W	72	50
11/19	at St. John's	L	63	67
11/23	at Albany	W	77	64
11/26	at Mount St. Mary's	L	64	69
11/30	Princeton	L	53	66
12/4	at Kent State	W	66	59
12/7	Columbia	W	57	52
12/20	at Marist	L	51	69
12/28	Fairfield	L	64	73
1/2	American*	L	57	67
1/5	Colgate*	W	68	57
1/8	at Lafayette*	W	96	86
1/11	Holy Cross*	W	61	57
1/15	at Navy*	L	61	62
1/19	at Army*	L	67	74
1/22	Loyola (Md.)*	W	70	60
1/25	Boston University*	L	61	64
1/29	at Lehigh*	L	63	66
2/1	at Colgate*	W	79	68
2/5	Lafayette*	L	58	66
2/9	at Holy Cross*	L	50	66
2/12	Navy*	W	78	57
2/15	Army*	W	73	61
2/19	at Loyola (Md.)*	W	55	53
2/23	at Boston University*	W	63	53
2/26	Lehigh*	W	65	61
3/1	at American*	W	56	51
3/5	Army%	L	71	72

\*Patriot League games  
 % PL Tournament  
**Roster (G/PPG):** 42 Ayers (30/15.4), 5 Azzinaro (28/3.4), 25 Banas (3/0.0), 33 Brackney (25/7.6), 10 Fitzpatrick (30/9.3), 32 Frazier (30/4.2), 14 Hass (29/11.1), 11 Hill (25/2.2), 50 Hoffman (30/5.6), 3 Kaspar (30/6.5), 0 MacLeay (16/1.5), 44 Oberfeld (6/1.0), 1 Singleton (11/1.2), 22 Starkey (14/3.2).

<b>2014-15 (19-15, 13-5 PL)</b>				
Coach: Dave Paulsen				
11/14	Marist	W	75	72
11/17	at #24/23 Michigan@	L	53	77
11/20	at #12/12 Villanova@	L	65	72
11/22	Mount St. Mary's	L	69	73
11/24	at Toledo^	L	65	92
11/25	vs. Md.-Eastern Shore^	W	58	55
11/28	Penn State	L	80	88
12/1	at Fairfield (OT)	W	72	66
12/6	at Columbia	L	39	62
12/8	Albany	W	61	58
12/19	Case Western Reserve	W	88	65
12/22	at Wake Forest	L	53	60
12/28	at Siena	L	71	73
12/31	American*	W	57	47
1/3	at Colgate*	L	62	68
1/7	Lafayette*	W	79	69
1/10	at Holy Cross* (OT)	L	62	65
1/14	Navy*	W	65	63
1/17	Army*	W	81	75
1/21	at Loyola (Md.)*	W	75	61

1/24	at Boston University*	W	92	77
1/28	Lehigh*	W	68	62
1/31	Colgate*	L	69	71
2/4	at Lafayette* (OT)	L	74	84
2/8	Holy Cross*	W	70	57
2/11	at Navy*	W	52	51
2/15	at Army*	W	78	75
2/18	Loyola (Md.)	W	61	50
2/22	Boston University*	W	78	69
2/25	at Lehigh*	L	65	84
2/28	at American*	W	71	69
3/5	Holy Cross* (OT)	W	90	83
3/8	Lafayette%	L	74	80
3/18	at Temple+	L	67	73

\*Patriot League games  
 @ Progressive Legends Classic at homes sites  
 ^ Progressive Legends Classic, Toledo, Ohio  
 % PL Tournament  
 + NIT  
**Roster (G/PPG):** 5 Azzinaro (34/5.4), 25 Banas (7/0.3), 2 Brown (30/3.6), 20 Foulland (34/10.2), 32 Frazier (34/5.5), 14 Hass (34/16.0), 50 Hoffman (28/4.6), 3 Kaspar (34/5.1), 0 MacLeay (30/3.6), 44 Oberfeld (24/1.8), 12 Show (34/6.9), 1 Singleton (3/1.3), 22 Starkey (31/3.6), 23 Thomas (22/7.5).

<b>2015-16 (17-14, 14-4 PL)</b>				
Coach: Nathan Davis				
11/13	Shenandoah	W	107	61
11/15	Wake Forest	L	82	90
11/18	at Robert Morris	W	81	76
11/21	at Manhattan	W	80	67
11/24	Siena (OT)	L	81	83
11/28	at Penn State	L	58	62
12/2	Columbia	L	61	72
12/5	at North Carolina State	L	86	99
12/8	at Mount St. Mary's	L	73	81
12/22	at Princeton	L	77	89
12/27	Fairfield	L	91	101
12/30	Navy*	W	88	58
1/2	at Army*	W	84	76
1/6	American*	W	72	54
1/9	Holy Cross*	W	98	71
1/11	at Lehigh*	W	82	76
1/16	Colgate*	L	73	84
1/20	at Loyola (Md.)*	W	67	58
1/23	at Boston University*	W	74	71
1/25	Lafayette*	W	79	67
1/30	Army*	W	94	66
2/3	at American*	L	55	69
2/6	at Holy Cross*	W	77	52
2/10	Lehigh*	L	65	80
2/13	at Colgate*	L	81	91
2/17	Loyola (Md.)*	W	87	52
2/21	Boston University*	W	80	59
2/24	at Lafayette* (2OT)	W	86	83
2/27	at Navy*	W	77	73
3/3	Holy Cross* (2OT)	L	72	77
3/16	at Monmouth+	L	80	90

\*Patriot League games  
 % PL Tournament  
 + NIT  
**Roster (G/PPG):** 5 Azzinaro (29/3.0), 25 Banas (9/1.1), 2 Brown (31/9.2), 20 Foulland (31/11.8), 32 Frazier (31/8.2), 14 Hass (30/17.2), 50 Hoffman (30/6.2), 15 Jones (28/2.8), 1 Mackenzie (31/4.6), 0 MacLeay (31/5.2), 44 Oberfeld (12/1.6), 22 O'Reilly (13/2.4), 4 Sestina (4/3.8), 23 Thomas (29/10.3).

<b>2016-17 (26-9, 15-3 PL)</b>				
Coach: Nathan Davis				
11/11	Manhattan	W	76	64
11/13	at Wake Forest	L	74	94
11/16	Robert Morris	W	75	62

11/19	at Butler^	L	60	86
11/21	at Vanderbilt^	W	75	72
11/24	vs. Norfolk State@	W	84	58
11/25	vs. No. Colorado@	W	75	63
11/30	Richmond	W	73	68
12/3	at La Salle	L	73	83
12/6	at Fairfield	W	75	64
12/17	at Siena&	L	68	71
12/19	Mount St. Mary's	W	81	65
12/22	Princeton	L	70	72
12/30	at Navy*	W	59	55
1/2	Army*	W	84	76
1/5	at American*	W	69	60
1/8	at Holy Cross*	W	68	49
1/11	Lehigh*	L	71	82
1/14	at Colgate*	W	83	69
1/18	Loyola (Md.)*	W	76	63
1/21	Boston University*	W	70	59
1/25	at Lafayette*	W	78	55
1/28	at Army*	W	96	75
2/1	American*	W	80	60
2/6	Holy Cross*	W	82	68
2/8	at Lehigh*	L	79	71
2/13	Colgate*	W	75	58
2/15	at Loyola (Md.)*	L	77	78
2/19	at Boston University*	W	86	66
2/22	Lafayette*	W	94	64
2/25	Navy*	W	82	60
3/2	Army%	W	78	62
3/5	Navy%	W	70	65
3/8	Lehigh%	W	81	65
3/16	vs. #13/12 West Va.+	L	80	86

\*Patriot League games  
 ^ Continental Tire Las Vegas Invitational at home sites  
 @ Continental Tire Las Vegas Invitational, Las Vegas, Nev.  
 & at Glens Falls, N.Y.  
 % PL Tournament  
 + NCAA Tournament, Buffalo, N.Y.  
**Roster (G/PPG):** 5 Azzinaro (31/3.0), 2 Brown (35/11.1), 20 Foulland (34/15.0), 15 Jones (26/3.3), 1 Mackenzie (35/11.9), 13 Moore (35/3.6), 0 MacLeay (33/2.9), 44 Oberfeld (1/0.0), 22 O'Reilly (32/3.3), 14 Robertson (27/1.0), 4 Sestina (31/4.8), 23 Thomas (35/15.9), 11 Toomer (35/3.2).

<b>2017-18 (25-10, 16-2 PL)</b>				
Coach: Nathan Davis				
11/10	at Monmouth	L	78	79
11/12	at Arkansas^	L	73	101
11/15	at #9/9 North Carolina^	L	81	93
11/18	at Maryland	L	78	80
11/20	Siena	W	115	92
11/22	Ball State^	W	87	83
11/26	at Stony Brook^	W	85	76
11/29	at Saint Joseph's	L	70	83
12/2	Vermont	W	81	77
12/5	at Northeastern	L	64	82
12/16	at VCU	L	79	85
12/19	at Richmond	W	86	78
12/22	La Salle	W	88	81
12/29	American*	W	84	55
1/2	Boston University*	L	79	84
1/5	at Army*	W	83	66
1/8	at Lafayette* (OT)	W	80	75
1/11	Lehigh*	W	78	65
1/15	at Colgate*	W	63	51
1/17	at Loyola*	W	78	70
1/20	Holy Cross*	W	77	56
1/24	at Navy*	W	87	67
1/28	at Boston University*	W	91	79
1/31	Army* (OT)	W	83	71





# YEAR-BY-YEAR RESULTS



**Zach Thomas scored 27 points against Michigan State in 2018, the most ever by a Bucknell player in an NCAA Tournament game.**

2/3	Lafayette*	W	74	59
2/5	at Lehigh* (OT)	L	89	92
2/12	Colgate*	W	65	64
2/14	Loyola*	W	94	53
2/17	at Holy Cross* (OT)	W	68	67
2/21	Navy*	W	85	61
2/24	at American*	W	80	61
3/1	Loyola*	W	83	78
3/4	Boston University%	W	90	59
3/7	Colgate*	W	83	54
3/16	vs. #4/5 Michigan State	L	78	82

\*Patriot League games  
^ Nike PK80 (at home sites)  
% PL Tournament

+ NCAA Tournament, Detroit, Mich.  
**Roster (G/PPG):** 2 Brown (35/15.1), 20 Foulland (35/15.2), 15 Jones (32/2.2), 1 Mackenzie (23/8.3), 12 Meeks (28/1.9), 13 Moore (30/5.6), 0 Newman (20/0.7), 22 O'Reilly (19/2.1), 14 Robertson (30/1.7), 5 Sechan (14/0.4), 4 Sestina (34/6.5), 3 Sotos (35/4.8), 23 Thomas (35/20.5), 11 Toomer (18/4.7).

### 2018-19 (21-12, 13-5 PL)

Coach: Nathan Davis

11/7	at St. Bonaventure (OT)	W	88	85
11/10	Fairfield	L	58	60
11/13	Canisius	L	73	82
11/25	at Vermont	W	69	61
11/28	Northeastern	L	78	96
12/1	Monmouth	W	65	43
12/4	at La Salle	W	92	79
12/15	at #15/14 Ohio State	L	71	73
12/19	at Saint Mary's (Calif.)	L	56	85
12/22	vs. Rhode Island^	W	84	82
12/23	vs. TCU^	L	65	82
12/25	vs. UNLV^	W	97	72
1/2	at Army*	W	64	63
1/5	at Boston University*	L	80	87
1/9	Colgate*	W	84	81
1/12	American*	W	55	54
1/14	Holy Cross*	W	93	78
1/19	at Lehigh*	W	85	83
1/23	Loyola*	W	71	68
1/26	at American*	L	68	76
1/30	Navy*	W	69	57
2/2	at Lafayette*	W	94	66
2/6	at Loyola*	W	84	72
2/9	Boston University*	W	82	76

2/11	Lehigh*	W	87	75
2/16	at Holy Cross*	L	71	72
2/19	at Colgate*	L	64	75
2/24	Lafayette*	W	118	76
2/27	at Navy*	L	53	64
3/2	Army*	W	62	61
3/7	Holy Cross%	W	77	65
3/10	Lehigh%	W	97	75
3/13	at Colgate%	L	80	94

\*Patriot League games  
^ Hawaiian Airlines Diamond Head Classic, Honolulu, Hawai'i  
% PL Tournament

**Roster (G/PPG):** 2 Ellis (27/1.7), 10 Funk (33, 4.7), 15 Jones (30/2.2), 1 Mackenzie (33/17.6), 12 Meeks (26/5.7), 13 Moore (33/9.6), 0 Newman (33/3.7), 22 O'Reilly (3/0.0), 14 Robertson (24/1.8), 5 Sechan (6/0.5), 4 Sestina (31/15.8), 3 Sotos (31/8.2), 23 Spear (14/1.2), 11 Toomer (33/8.7).

Listing of opponent national rankings is AP/USA Today Coaches' Poll. Coaches' poll began in 1993.

## IN-SEASON TOURNAMENTS

All-Time Record: 71-79 (.473)

Tournament Titles: 5

- 1951-52 Boston Tournament (1-1)
- 1956-57 Hofstra Christmas Tournament (2-1)
- 1957-58 Charlotte Tournament (1-2)
- 1958-59 Carrousel Tournament, Charlotte, N.C. (2-1)
- 1959-60 Poinsettia Tournament, Greenville, S.C. (0-2)
- 1962-63 Downeast Classic, Bangor, Maine (2-0)
- 1964-65 Rubber City Classic, Akron, Ohio (1-1)
- 1965-66 Rubber City Classic, Akron, Ohio (1-1)
- 1966-67 Rubber City Classic, Akron, Ohio (1-1)
- 1967-68 LeMoyné Tournament (1-1)
- 1970-71 Albright Holiday Tournament (2-0)
- 1971-72 Hall of Fame Tournament, Springfield, Mass. (1-1)
- 1972-73 Gem City Tournament, Erie, Pa. (0-2)
- 1972-73 Hatter Tournament, Deland, Fla. (1-1)
- 1973-74 Scranton Holiday Classic (1-1)
- 1974-75 Roanoke Classic, Salem, Va. (1-1)
- 1975-76 Albright Tournament (1-1)
- 1976-77 Lafayette Invitational (1-1)
- 1977-78 Senior Bowl Tournament, Mobile, Ala. (0-2)
- 1978-79 Old Dominion Classic (1-1)
- 1980-81 Virginia Tournament (0-2)
- 1980-81 Siena Tournament (1-1)
- 1981-82 James Madison Tournament (1-1)
- 1982-83 IPTAY Tournament, Clemson, S.C. (0-2)
- 1983-84 Florida Southern Tournament (1-1)
- 1984-85 Iona Tournament (1-1)
- 1984-85 UC-Matt's Classic, Utica, N.Y. (1-1)
- 1985-86 Lobo Tipoff Trn., Albuquerque, N.M. (0-2)
- 1985-86 Siena Invitational (1-1)
- 1986-87 Youngstown State Invitational (1-1)
- 1986-87 Utica Holiday Classic (1-1)
- 1987-88 Holiday Bowl Classic, San Diego, Calif. (1-1)
- 1988-89 Naismith-Holiday Inn Clsc., Springfield, Mass. (2-0)
- 1989-90 Disneyland Freedom Bowl Clsc., Irvine, Calif. (1-1)
- 1989-90 Blue Angels Classic, Pensacola, Fla. (1-1)
- 1990-91 San Juan Shootout (2-1)
- 1991-92 Lobo Invitational, Albuquerque, N.M. (1-1)
- 1992-93 KYLT Industries Classic, Missoula, Mont. (1-1)
- 1993-94 Music City Invitational, Memphis, Tenn. (1-1)
- 1994-95 Pepsi/Marist Classic (0-2)
- 1994-95 Albertson's Holiday Classic, Boise, Idaho (1-1)
- 1995-96 Cessna Classic, Wichita, Kan. (1-1)
- 1996-97 Lobo Invitational, Albuquerque, N.M. (0-2)
- 1997-98 Fairfield Tournament (0-2)
- 1998-99 Florida International Tournament (1-1)
- 1998-99 Hoosier Classic, Indianapolis, Ind. (0-2)
- 1999-00 Pepsi/Marist Classic (2-0)
- 1999-00 Arizona State Holiday Classic (1-1)
- 2001-02 Mohegan Sun Classic, New Britain, Conn. (0-2)
- 2001-02 USF Holiday Classic, Tampa, Fla. (1-1)
- 2002-03 Red Auerbach Colonial Clsc., Washington, D.C. (1-1)
- 2002-03 azcentral.com Hoops Classic, Tempe, Ariz. (1-1)
- 2003-04 Saturn of North Charleston Classic (1-1)
- 2004-05 Coaches vs. Cancer Classic, Syracuse, N.Y. (1-1)
- 2004-05 AFI Cyclone Classic, Ames, Iowa (1-1)
- 2005-06 Cable Car Classic, Santa Clara, Calif. (1-1)
- 2006-07 Pepsi Marist Classic (1-1)
- 2007-08 Cal Golden Bear Classic, Berkeley, Calif. (1-1)
- 2009-10 World Vision Inv., Providence, R.I. (1-2)
- 2010-11 O'Reilly Auto Parts CBE Classic (1-3)
- 2011-12 TicketCity Legends Classic (3-1)
- 2012-13 2K Sports Classic (4-0)
- 2014-15 Progressive Legends Classic (1-3)
- 2016-17 Continental Tire Las Vegas Invitational (3-1) — Mid-Major champion
- 2017-18 Nike PK 80 (2-2)
- 2018-19 Hawaiian Airlines Diamond Head Classic (2-1)

## ECC TOURNAMENT

1976, 1978-90

All-Time Record: 17-12 (.586)

Tournament Titles: 2

Championship Game Appearances: 4

- vs. American: 0-1 (.000)
- vs. Delaware: 2-1 (.667)
- vs. Hofstra: 3-2 (.600)
- vs. Lafayette: 2-0 (1.000)
- vs. LaSalle: 0-1 (.000)
- vs. Lehigh: 1-3 (.250)
- vs. Rider: 2-2 (.500)
- vs. Towson State: 4-0 (1.000)
- vs. St. Joseph's: 0-2 (.000)
- vs. West Chester: 3-0 (1.000)

## PATRIOT LEAGUE TOURNAMENT

1991-pres.

All-Time Record: 41-23 (.641)

Tournament Titles: 5

Championship Game Appearances: 13

- vs. American: 2-0 (1.000)
- vs. Army: 8-2 (.800)
- vs. Boston University: 1-0 (1.000)
- vs. Colgate: 4-3 (.571)
- vs. Fordham: 0-2 (.000)
- vs. Holy Cross: 8-8 (.500)
- vs. Lafayette: 5-2 (.714)
- vs. Lehigh: 7-3 (.700)
- vs. Loyola: 1-0 (1.000)
- vs. Navy: 5-3 (.625)



**Nate Sestina and the Bison played in the state of Hawai'i for the first time in 2018. This 97-72 Christmas Day rout of UNLV gave Bucknell third place at the Hawaiian Airlines Diamond Head Classic.**





## NCAA TOURNAMENT

1987: #1 Georgetown 75, #16 Bucknell 53

Southeast Regional — Atlanta, Ga. (The Omni)

### Bucknell (53)

Atkinson 3-5 5-6 11, Schrader 4-8 0-0 10, Heiden 5-6 0-0 10, Seneca 3-7 0-0 8, Allsteadt 2-9 0-0 5, Butts 1-4 3-4 5, Beecy 1-2 0-0 2, Aceto 0-3 2-2 2, Joseph 0-1 0-0 0, Watson 0-0 0-0 0, Wool-um 0-0 0-0 0, Moylan 0-0 0-0 0, Allen 0-0 0-0 0, Leggett 0-1 0-0 0, Albee 0-0 0-0 0. Totals 19-46 10-12 53.

### Georgetown (75)

McDonald 5-9 1-1 11, Williams 9-19 0-0 21, Gillery 1-1 0-0 2, Bryant 2-2 0-0 5, Tillmon 5-10 3-4 14, Highsmith 1-1 0-0 2, Winston 1-1 0-2 2, Smith 1-5 3-4 5, Edwards 0-0 0-0 0, Jackson 3-3 0-0 6, Allen 2-6 0-0 4, Jefferson 1-1 0-0 2, Lang 0-0 1-2 1. Totals 31-58 8-13 75.

**Halftime:** Georgetown, 37-29. **3-Point Goals:** Bucknell 5-11 (Seneca 2-3, Schrader 2-4, Allsteadt 1-2, Beecy 0-1, Aceto 0-1), Georgetown 5-14 (Williams 3-9, Bryant 1-1, Tillmon 1-3, Smith 0-1). **Rebounds:** Bucknell 20 (Atkinson 4), Georgetown 37 (Williams 10). **Assists:** Bucknell 15 (Seneca 9), Georgetown 18 (Winston 7). **Total Fouls:** Bucknell 15, Georgetown 14. **Fouled Out:** Schrader.

1989: #2 Syracuse 104, #15 Bucknell 81

Midwest Regional — Dallas, Texas (Reunion Arena)

### Bucknell (81)

Watson 4-10 1-1 9, Heiden 3-6 0-0 7, Butts 10-14 2-4 22, Joseph 6-13 0-0 14, Aceto 3-9 4-4 11, Woolum 0-1 0-0 0, Courtney 0-0 2-2 2, Fenton 0-1 0-0 0, Pfaff 0-1 1-2 1, Diver 0-0 0-0 0, Bell 0-0 0-0 0, Albee 0-0 0-0 0, Leggett 5-10 3-6 13, Walsh 1-1 0-0 2. Totals 32-66 13-19 81.

### Syracuse (104)

Owens 12-17 3-6 27, Thompson 8-12 5-6 21, Manning 1-3 0-0 2, Roe 7-14 1-2 19, Douglas 7-14 3-5 19, Bartelstein 0-0 0-0 0, Johnson 2-5 4-4 8, Siock 0-1 0-0 0, Harried 2-5 0-1 4, Scott 2-3 0-0 4, Rogers 0-0 0-0 0. Totals 41-74 16-24 104.

**Halftime:** Syracuse, 52-36. **3-Point Goals:** Bucknell 4-13 (Joseph 2-7, Aceto 1-2, Heiden 1-3, Watson 0-1), Syracuse 6-15 (Roe 4-9, Douglas 2-4, Johnson 0-2). **Rebounds:** Bucknell 35 (Heiden 8), Syracuse 37 (Owens 13). **Assists:** Bucknell 19 (Joseph 9), Syracuse 17 (Douglas 9). **Total Fouls:** Bucknell 20, Syracuse 20. **Fouled Out:** None.

2005: #14 Bucknell 64, #3 Kansas 63

Syracuse Regional — Oklahoma City, Okla. (Ford Center)

### Bucknell (64)

Mastropalo 1-4 0-0 2, Lee 5-14 2-4 15, McNaughton 6-7 2-3 14, Badmus 0-2 3-3 2, Bettencourt 5-16 4-4 19, Brown 3-4 0-0 6, Griffin 0-2 0-1 0, Clark 0-1 0-0 0, Niesz 2-4 1-2 6, Viera-McClymont 0-0 0-0 0. Totals 22-55 12-16 64.

### Kansas (63)

Giddens 1-7 0-0 2, Simien 9-14 6-8 24, Moody 2-2 1-3 5, Miles 0-5 4-4 4, Lee 6-9 6-6 18, Hawkins 1-1 0-0 3, Galindo 0-0 0-0 0, Langford 1-7 4-4 6, Kaun 0-0 0-0 0, Giles 0-1 1-2 1. Totals 20-46 12-27 63.

**Halftime:** Kansas, 31-28. **3-Point Goals:** Bucknell 8-31 (Bettencourt 5-15, Lee 2-8, Niesz 1-3, Badmus 0-1), Syracuse 6-15 (Roe 4-9, Douglas 2-4, Johnson 0-2). **Rebounds:** Bucknell 35 (Heiden 8), Miles 0-1, Lee 0-1). **Assists:** Bucknell 30 (Lee 8), Kansas 34 (Simien 10). **Assists:** Bucknell 17 (Badmus 11), Kansas 14 (Miles 4). **Total Fouls:** Bucknell 21, Kansas 15. **Fouled Out:** Badmus.

2005: #6 Wisconsin 71, #14 Bucknell 62

Syracuse Regional — Oklahoma City, Okla. (Ford Center)

### Bucknell (62)

Mastropalo 0-1 0-0 0, Lee 4-13 0-0 8, McNaughton 10-14 3-4 23, Badmus 1-2 2-2 5, Bettencourt 1-9 0-0 3, Thomas 1-1 0-0 3, Brown 3-6 0-0 6, Griffin 2-3 3-3 9, Clark 0-0 0-0 0, Mack 0-0 0-0 0, Morrison 0-0 0-0 0, Niesz 1-1 3-3 5, Viera-McClymont 0-0 0-0 0. Totals 23-50 11-14 62.

### Wisconsin (71)

Tucker 1-6 15-18 17, Morley 6-7 0-0 15, Wilkinson 9-15 5-7 23, Chambliss 2-6 0-0 5, Hanson 2-5 2-4 8, Nixon 0-0 0-0 0, Chapel 0-0 0-0 0, Bronson 0-0 0-0 0, Helimgk 0-0 0-0 0, Flowers 0-0 0-0 0, Taylor 1-6 0-0 3, Butch 0-1 0-0 0, Stiemsma 0-0 0-0 0. Totals 21-46 22-29 71.

**Halftime:** Wisconsin, 35-29. **3-Point Goals:** Bucknell 5-15 (Griffin 2-3, Bettencourt 1-6, Thomas 1-1, Badmus 1-1, Lee 0-3, McNaughton 0-1), Wisconsin 7-17 (Morley 3-4, Hanson 2-4, Chambliss 1-4, Taylor 1-4, Tucker 0-1). **Rebounds:** Bucknell 29 (Lee 7), Wisconsin 30 (Wilkinson 9). **Assists:** Bucknell 13 (Bettencourt 6), Wisconsin 14 (Chambliss 4). **Total Fouls:** Bucknell 24, Wisconsin 12. **Fouled Out:** Lee.

2006: #9 Bucknell 59, #8 Arkansas 55

Oakland Regional — Dallas, Texas (American Airlines Center)

### Bucknell (59)

Mastropalo 1-4 0-0 2, Lee 7-12 6-7 24, McNaughton 2-6 2-2 6, Badmus 0-0 2-2 2, Bettencourt 5-11 3-5 18, Brown 0-6 1-2 1, Griffin 1-2 0-0 3, Vegotsky 1-3 0-0 3, Viera-McClymont 0-0 0-0 0. Totals 17-44 14-18 59.

### Arkansas (55)

Thomas 1-2 0-1 2, Hill 3-5 0-1 6, Brewer 3-9 7-8 14, Ferguson 2-7 1-2 6, Modica 7-14 5-8 19, Jefferson 0-0 0-0 0, Townes 3-7 0-0 6, McCurdy 0-1 0-0 0, Hunter 0-2 2-4 2. Totals 19-47 15-24 55. **Halftime:** Bucknell, 27-23. **3-Point Goals:** Bucknell 11-21 (Bettencourt 5-10, Lee 4-7, Griffin 1-2, Vegotsky 1-2), Arkansas 2-12 (Brewer 1-3, Ferguson 1-5, Modica 0-4). **Rebounds:** Bucknell 29 (Lee, Brown 5), Arkansas 32 (Thomas 7). **Assists:** Bucknell 10 (Badmus 7), Arkansas 13 (Brewer 5). **Total Fouls:** Bucknell 17, Arkansas 15. **Fouled Out:** None.

2006: #1 Memphis 72, #9 Bucknell 56

Oakland Regional — Dallas, Texas (American Airlines Center)

### Bucknell (56)

Mastropalo 1-1 3-4 5, McNaughton 5-9 5-7 15, Lee 3-11 4-4 11, Badmus 1-4 2-3 4, Bettencourt 1-4 9-9 12, Thomas 1-2 0-0 2, Brown 3-7 1-2 7, Castleberry 0-0 0-0 0, Griffin 0-1 0-0 0, Vegotsky 0-1 0-0 0, Mack 0-1 0-0 0, Morrison 0-0 0-0 0, Linthicum 0-0 0-0 0, Viera-McClymont 0-0 0-0 0. Totals 15-41 24-29 56.

### Memphis (72)

S. Williams 3-7 4-4 10, Carney 3-10 3-5 10, Dorsey 4-6 4-6 12, Anderson 5-7 0-13, Washington 1-6 5-7 8, Wade 0-1 0-0 0, W. Williams 0-0 0-0 0, Dozier 0-1 0-0 0, Douglas-Roberts 3-4 3-4 9, McGrady 0-0 0-0 0, Allen 3-5 0-0 8, Long 0-0 0-0 0, Sandridge 0-0 0-0 0, Cooper 1-1 0-0 2. Totals 23-48 19-26 72.

**Halftime:** Memphis, 31-21. **3-Point Goals:** Bucknell 2-12 (Bettencourt 1-3, Lee 1-4, Badmus 0-2, Griffin 0-1, Vegotsky 0-1, Mack 0-1), Memphis 7-16 (Anderson 3-5, Allen 2-3, Carney 1-5, Washington 1-2, S. Williams 0-1). **Rebounds:** Bucknell 33 (McNaughton 8), Memphis 25 (Dorsey 6). **Assists:** Bucknell 8 (McNaughton 3), Memphis 15 (Allen 6). **Total Fouls:** Bucknell 20, Memphis 21. **Fouled Out:** None.

2011: #3 Connecticut 81, #14 Bucknell 52

West Regional — Washington, D.C. (Verizon Center)

### Bucknell (52)

Willman 0-4 0-0 0, Muscala 5-12 4-4 14, Johnson 3-9 2-2 11, Shazier 1-4 3-6 6, Cohen 1-6 3-4 6, Wolf 0-0 0-0 0, Klebon 1-1 0-0 2, Tyree 0-0 1-2 1, Boon 2-6 0-0 5, Hill 0-0 0-0 0, Andoh 1-2 0-0 2, Brackney 0-0 0-0 0, Ayers 2-7 0-0 5. Totals 16-51 13-15 52.

### Connecticut (81)

Olander 2-4 0-0 4, Smith 7-13 1-1 17, Oriakhi 4-9 1-2 9, Lamb 6-9 0-0 16, Walker 5-11 6-6 18, Wolf 0-0 0-0 0, Beverly 0-1 0-0 0, Coombs-McDaniel 0-4 0-0 0, Giffey 1-1 0-0 2, Napier 3-8 0-0 7, Bailey 0-0 0-0 0, Stewart 1-2 0-0 2, Okwandu 3-4 0-0 6. Totals 32-66 8-9 81.

**Halftime:** Connecticut, 39-22. **3-Point Goals:** Bucknell 7-21 (Johnson 3-8, Ayers 1-2, Cohen 1-2, Boon 1-4, Shazier 1-4, Muscala 0-1), Connecticut 9-24 (Lamb 4-5, Smith 2-5, Walker 2-5, Napier 1-4, Beverly 0-1, Coombs-McDaniel 0-4). **Rebounds:** Bucknell 23 (Muscala, Shazier 4), Connecticut 49 (Oriakhi 12). **Assists:** Bucknell 6 (Johnson, Cohen, Ayers 2), Connecticut 20 (Walker 12). **Total Fouls:** Bucknell 10, Connecticut 13. **Fouled Out:** None.

2013: #6 Butler 68, #11 Bucknell 56

East Regional — Lexington, Ky. (Rupp Arena)

### Bucknell (56)

Willman 10-16 0-2 20, Muscala 4-17 1-1 9, Kaspar 3-8 0-1 6, Johnson 2-8 3-9 9, Ayers 3-10 0-0 9, Fitzpatrick 0-1 0-0 0, Hill 0-0 0-0 0, Frazier 1-2 1-1 3, Brackney 0-0 0-0 0. Totals 23-62 5-8 56.

### Butler (68)

Jones 6-12 2-3 14, Marshall 3-5 1-1 7, Smith 3-8 7-8 14, Barlow 2-5 6-6 10, Clark 5-14 5-6 17, Fromm 0-1 0-0 0, Dunham 0-4 2-2 2, Woods 1-4 2-4 2, Stigall 0-2 0-0 0. Totals 20-55 25-28 68.

**Halftime:** Butler, 21-14. **3-Point Goals:** Bucknell 5-16 (Ayers 3-7, Johnson 2-6, Willman 0-1, Muscala 0-1, Frazier 0-1), Butler 3-17 (Clarke 2-8, Smith 1-2, Barlow 0-3, Stigall 0-2, Fromm 0-1, Dunham 0-1). **Rebounds:** Bucknell 37 (Muscala 10), Butler 41 (Smith 16). **Assists:** Bucknell 13 (Kaspar 6), Butler 8 (Jones 4). **Total Fouls:** Bucknell 20, Butler 12. **Fouled Out:** None.

2017: #4 West Virginia 86, #13 Bucknell 80

West Regional — Buffalo, N.Y. (Key Bank Center)

### Bucknell (80)

Thomas 3-9 7-9 13, Foulland 7-10 4-6 18, Mackenzie 7-15 4-4 23, Brown 7-13 1-2 18, Toomer 1-2 1-2 3, Macley 1-3 0-0 2, Sestina 0-1 0-0 0, Azzinaro 0-0 0-0 0, Moore 0-2 0-0 0, Jones 1-4 0-0 3, Totals 27-59 17-23 80.

### West Virginia (86)

Adrian 6-11 0-2 12, Ahmad 4-8 7-9 15, Macon 4-9 1-1 9, Carter 2-9 5-8 11, Miles 1-4 0-0 2, Myers 2-5 0-0 4, Bolden 0-0 0-0 0, Phillip 4-8 7-16 16, West 6-7 1-2 15, Watkins 1-3 0-0 2, Konate 0-2 0-0 0, Totals 30-66 21-29 86.

**Halftime:** West Virginia 42-33. **3-Point Goals:** Bucknell 9-20 (Mackenzie 5-7, Brown 3-7, Jones 1-3, Thomas 0-2, Toomer 0-1), West Virginia 5-11 (West 2-3, Carter 2-4, Phillip 1-2, Adrian 0-1, Miles 0-1). **Rebounds:** Bucknell 32 (Foulland 7), West Virginia 42 (Adrian 10). **Assists:** Bucknell 13 (Brown 4), West Virginia 15 (Miles 4). **Total Fouls:** Bucknell 25, West Virginia 19. **Fouled Out:** None.

2018: #3 Michigan State 82, #14 Bucknell 78

Midwest Regional — Detroit, Mich. (Little Caesars Arena)

### Bucknell (78)

Thomas 7-14 10-11 27, Foulland 3-13 1-4 7, Mackenzie 2-7 4-5 10, Brown 5-12 6-8 20, Toomer 0-1 0-0 0, Newman 0-0 0-0 0, Sotos 2-2 0-0 5, Sestina 3-4 0-0 7, Robertson 1-1 0-0 2, Jones 0-1 0-0 0. Totals 23-55 21-28 78.

### Michigan State (82)

Jackson Jr. 2-3 2-3 6, Bridges 12-22 2-4 29, Ward 4-10 0-1 8, Langford 7-10 7-8 22, Winston 3-8 4-11, Nairn 0-0 0-0 0, Carter 0-0 0-0 0, McQuaid 0-2 0-0 0, Tillman 3-3 0-0 6, Goins 0-0 0-0 0, Schilling 0-0 0-0 0. Totals 31-58 15-22 82.

**Halftime:** Michigan State, 44-40. **3-Point Goals:** Bucknell 11-20 (Brown 4-8, Thomas 3-4, Mackenzie 2-3, Sotos 1-1, Sestina 1-2, Toomer 0-1, Jones 0-1), Michigan State 5-17 (Bridges 3-7), Langford 1-3, Winston 1-5, McQuaid 0-2). **Rebounds:** Bucknell 28 (Sestina, Sotos 7), Michigan State 40 (Bridges 9). **Assists:** Bucknell 13 (Mackenzie 6), Michigan State 21 (Winston 10). **Total Fouls:** Bucknell 23, Michigan State 22. **Fouled Out:** Thomas.

## NIT

2012: #8 Bucknell 65, #1 Arizona 54

Tucson, Ariz. (McKale Center)

### Bucknell (65)

Willman 5-12 0-0 10, Muscala 6-12 8-9 20, Cohen 2-3 4-5 9, Hill 0-1 0-2 0, Ayers 3-10 4-4 12, Kaspar 0-2 0-0 0, Fitzpatrick 0-1 0-0 0, Johnson 4-8 2-2 14. Totals 20-49 18-22 65.

### Arizona (54)

Perry 5-8 3-4 14, Hill 5-13 4-4 17, Johnson 1-7 4-4 7, Mayes 2-5 2-3 6, Fogg 2-5 0-1 5, Wise 0-0 0-0 0, Lavender 0-5 0-0 0, Chol 2-5 1-2 5, Jacobson 0-0 0-0 0, Wiepking 0-0 0-0 0. Totals 17-48 14-18 54.

**Halftime:** Bucknell, 32-26. **3-Point Goals:** Bucknell 7-15 (Johnson 4-7, Ayers 2-5, Cohen 1-1, Willman 0-1, Hill 0-1), Arizona 6-20 (Hill 3-6, Perry 1-1, Fogg 1-1, Johnson 1-6, Mayes 0-1, Lavender 0-5). **Rebounds:** Bucknell 36 (Ayers 10), Arizona 28 (Hill 10). **Assists:** Bucknell 13 (Cohen, Muscala 3), Arizona 13 (Hill, Johnson 4). **Total Fouls:** Bucknell 19, Arizona 17. **Fouled Out:** Muscala.

2012: #5 Nevada 75, #8 Bucknell 67

Reno, Nev. (Lawlor Events Center)

### Bucknell (67)

Cohen 2-9 0-0 6, Willman 3-4 0-0 6, Muscala 8-15 9-10 25, Hill 0-2 0-0 0, Ayers 7-11 3-3 21, Kaspar 0-1 0-0 0, Fitzpatrick 0-0 0-0 0, Singleton 0-0 0-0 0, Johnson 1-8 3-4 6, Andoh 0-1 0-0 0, Brackney 1-4 0-0 3. Totals 22-55 15-17 67.

### Nevada (75)

Cyz 7-10 9-11 24, Hunt 3-7 2-6 8, Evans 2-5 0-0 4, Burton 3-7 4-4 10, Story 6-12 5-6 18, Nyeko 0-0 2-2 2, Elliott 1-2 0-0 2, Finn 0-1 1-2 1, Burris 0-2 0-0 0, Panzer 2-2 1-1 6. Totals 24-48 24-32 75.

**Halftime:** Nevada, 42-29. **3-Point Goals:** Bucknell 8-25 (Ayers 4-5, Cohen 2-5, Brackney 1-4, Johnson 1-7, Hill 0-1, Kaspar 0-1, Muscala 0-2), Nevada 3-10 (Panzer 1-1, Cyz 1-2, Story 1-3, Evans 0-1, Burton 0-1, Burris 0-2). **Rebounds:** Bucknell 30 (Muscala 15), Nevada 33 (Hunt 10). **Assists:** Bucknell 13 (Cohen 4), Nevada 12 (Burton 4). **Total Fouls:** Bucknell 22, Nevada 16. **Fouled Out:** Cohen.

2015: #1 Temple 73, #8 Bucknell 67

Philadelphia, Pa. (Liacouras Center)

### Bucknell (67)

Thomas 0-7 2-4 2, Foulland 7-11 0-3 14, Brown 0-4 0-0 0, Hass 6-14 1-2 15, Frazier 3-8 1-2 10, Kaspar 2-4 0-0 5, Azzinaro 0-3 3-3 3, Show 5-14 0-0 13, Starkey 1-4 1-2 3, Oberfeld 0-2 2-2 2, Totals 24-71 10-18 67.

### Temple (73)

Bond 1-5 0-2 2, Watson 1-2 1-2 3, Cummings 9-14 9-9 30, Morgan 2-10 2-3 6, Decosey 4-13 3-3 13, Enechionya 1-1 2-2 5, Brown 4-8 2-2 11, Dingle 0-1 0-0 0, Williams 1-1 0-0 2, Coleman 0-4 1-2 1, Totals 23-59 21-26 73.

**Halftime:** Tied, 35-35. **3-Point Goals:** Bucknell 9-27 (Frazier 3-5, Show 3-9, Hass 2-7, Kaspar 1-1, Brown 0-1, Azzinaro 0-1, Thomas 0-3), Temple 6-21 (Cummings 3-4, Enechionya 1-1, Brown 1-2, Decosey 1-5, Bond 0-1, Dingle 0-1, Morgan 0-3, Coleman 0-4). **Rebounds:** Bucknell 51 (Foulland 10), Temple 41 (Watson 8). **Assists:** Bucknell 15 (Kaspar 6), Temple 10 (Decosey 5). **Total Fouls:** Bucknell 20, Temple 11. **Fouled Out:** Starkey.

2016: #1 Monmouth 90, #8 Bucknell 80

West Long Branch, N.J. (The MAC)

### Bucknell (80)

Thomas 5-12 4-5 15, Foulland 4-6 2-4 10, Brown 4-11 1-1 9, Hass 6-13 2-3 18, Frazier 3-10 2-2 10, Macley 1-2 3-5 5, Mackenzie 5-7 3-5 13, Azzinaro 0-1 0-0 0, Jones 0-0 0-0 0, Oberfeld 0-1 0-0 0, Totals 28-63 14-20 80.

### Monmouth (90)

Brady 0-3 0-0 0, James 3-5 1-1 8, Jones 6-13 2-3 15, Seaborn 1-5 4-4 6, Robinson 8-14 3-4 23, Sarr 0-0 1-2 1, Hornbeak 3-6 2-2 9, Pillari 0-0 0-0 0, Tilgham 1-2 0-0 2, Stewart 6-13 0-0 16, Quinn 2-3 0-0 4, Tillman 3-3 0-0 6, Totals 33-67 13-16 90.

**Halftime:** Monmouth, 36-30. **3-Point Goals:** Bucknell 10-31 (Hass 4-11, Mackenzie 3-5, Frazier 2-6, Thomas 1-4, Azzinaro 0-1, Brown 0-4), Monmouth 11-27 (Robinson 4-7, Stewart 4-10, James 1-1, Jones 1-3, Hornbeak 1-3, Tilgham 0-1, Seaborn 0-2). **Rebounds:** Bucknell 36 (Thomas, Foulland, Hass 7), Monmouth 41 (Hornbeak 9). **Assists:** Bucknell 14 (Brown 5), Monmouth 19 (Robinson, Hornbeak 5). **Total Fouls:** Bucknell 16, Temple 20. **Fouled Out:** Brown, Robinson, Hornbeak.





# Bison Play Cinderella at 2005 NCAA Tourney!



In 2005, Bucknell captured its very first Patriot League championship by defeating Holy Cross on its home floor, 61-57. For the Bison, the postseason fun didn't end at the Hart Center. The following Sunday evening, fans packed an on-campus auditorium for the NCAA Tournament Selection Show, eagerly awaiting word on Bucknell's "Big Dance" destination.

Soon they learned that the 14th-seeded Bison would be headed to the Ford Center in Oklahoma City to face the No. 3 seed — the mighty Kansas Jayhawks. The excitement quickly turned to reality, considering Kansas had been ranked No. 1 in the nation for most of the year (and were still ranked first in the RPI), and the Jayhawks had already been to 33 NCAA Tournaments and 12 Final Fours.

Kansas' hallowed history hardly intimidated the Bison, however, as Kevin Bettencourt's four-point play in the opening moments got them going, and the contest would soon develop into an "Instant Classic."

Bucknell led for most of the first half, and by as many as seven points, before Kansas closed the half on a 10-0 run to take a 31-28 lead to the locker room.

There were five lead changes and four ties over the first 12 minutes of the second half, and the Bison seemingly had the game in hand when Abe Badmus stroked two free throws to put Bucknell up 62-57 with 1:22 to play. But Kansas quickly rallied for a 63-62 lead behind six straight free throws, the last two by Keith Langford with 25 seconds left.

The Bison were hardly done, though, as Chris McNaughton spun into the paint and rattled in a short jump-hook over All-American Wayne Simien with 10.5 seconds left (see photo at left). When Simien's 15-foot jumper at the buzzer drew only iron, a sea of orange jerseys flooded the Ford Center hardwood. Not only did the 64-63 victory snatch the attention of the nation, but it was the historic first NCAA Tournament win for Bucknell and the Patriot League.

Two days later the Bison had to somehow put the Kansas victory in the rear view mirror and take on a very talented Wisconsin team that had captured the Big Ten regular-season title. And it was a very game effort, indeed. Bucknell shook off an early 13-point deficit and rallied to take the lead as late as the nine-minute mark of the second half.

But the Badgers had too much down the stretch and escaped with a 71-62 victory, despite an eye-popping 23-point showing from McNaughton, who made 10 of 14 shots from the field going toe-to-toe with First Team All-Big Ten selection Mike Wilkinson.

A true "Cinderella Story," the Bison for a few days in March captured the imaginations of the sporting world, both for their inspired play on the floor and their poise, composure and sportsmanship off it.

A fairy tale, indeed.





# History Repeats in '06 as Bison Best Hogs!

Bucknell made a return trip to the NCAA Tournament in 2006, but this time the scenario was a bit different. In 2005 the Bison were seeded 14th, and to many they were extreme underdogs going into the Kansas game. This time, however, Bucknell was a No. 9 seed — the highest ever for a Patriot League team — and there would be no more sneaking up on anyone.

That didn't mean that Bucknell's first-round opponent was any pushover. Hardly. The Bison drew Southeastern Conference juggernaut Arkansas, powered by eventual NBA lottery pick Ronnie Brewer. Making things even tougher was that the game was played in Dallas, just a short drive from Fayetteville. In fact, the Razorbacks had won 19 straight games in Dallas, where they maintain their largest alumni base.

Several hundred orange-clad Bison fans made the trek to the posh American Airlines Center, making for a spirited atmosphere. And for the second year in a row, the "Sojka Psychos" had to make plans for a long weekend.

The gritty, battle-tested Bucknell squad used some lights-out 3-point shooting and its typical stingy defense to outlast the Hogs 59-55. Charles Lee equaled his career high with 24 points and fellow senior co-captain Kevin Bettencourt knocked down five 3-pointers and scored 18 points for the Bison.

While Lee and Bettencourt played obvious starring roles, it was junior point guard Abe Badmus and junior reserve forward Donald Brown who came up big down the stretch. Badmus, who did not attempt a single field goal all day yet finished with seven assists and only two turnovers in 34 minutes, knocked down two monumental free throws with 0:07 left to stretch a two-point lead to four.

Brown came down with two critical late rebounds, and with the game tied at 55-55 with just over a minute to play, he just beat a 10-second backcourt violation, alertly finding Lee open under the basket for the go-ahead layup.

In the second round, Bucknell ran into Memphis, the No. 1 seed in the Oakland Regional, in an attempt to make it to the Sweet 16 for the first time in school history.

Things looked good early, as the Bison sprinted to an early 10-4 lead behind 3-pointers from Lee and Bettencourt, but the athletic Tigers responded with a 20-2 run and eventually won 72-56. Chris McNaughton led Bucknell with 15 points, while captains Bettencourt and Lee had 12 and 11, respectively, in their final game of their brilliant careers. While the college basketball world may not have been quite as stunned this time around, chapter two of this Bison fairy tale was just as sweet.





# 2005-06 ... An Encore Performance!

A year earlier, Bucknell was the "darling of the dance." The prestigious private school with an enrollment of about 3,400 that stunned perennial power Kansas in the first round of the NCAA Tournament.

The victory made national headlines as the first-ever NCAA triumph for the Bison, or any Patriot League school for that matter. The team earned an ESPY award in the "Best Upset" category and spent the summer reliving the biggest win in the history of the program.

As the 2005-06 campaign started, with virtually the entire roster returning intact, everyone wanted to know what Bucknell could do for an encore. And despite heaping expectations, both internal and external, all the Bison did was fashion their finest season yet.

Even with a large "bull's-eye" on its back every night, Bucknell shattered the school victory record with a fancy 27-5 ledger, repeated as Patriot League champion and made a return trip to the second round of the NCAA Tournament after a thrilling 59-55 win over Arkansas.

The Bison carried the sixth-best record in the nation — and the highest graduation rate (100%) — entering the NCAA Tournament. Among its impressive non-conference victories were road wins at then-No. 17 and eventual Big East champion Syracuse and DePaul, as well as a home victory over Atlantic-10 finalist Saint Joseph's.

The Bison really made their mark in Patriot League play, becoming the first team in the 16-year history of the conference to run the table, going a perfect 14-0. Three more double-digit wins in the Patriot League Tournament — capped by an impressive 74-59 win over Holy Cross — brought them a second straight league title. Then they earned a No. 9 seed in the NCAA Tournament, by far the highest in school and league history.

Once in the field of 65, the Bison made sure their weekend in Dallas would be a long one. With co-captains Charles Lee and Kevin Betten-court combining for nine 3-pointers and 42 points, Bucknell knocked off Southeastern Conference power Arkansas in the first round, validating the Kansas victory.

In the round of 32, Bucknell ran into top-seeded Memphis, and the Conference USA champ wore down the Bison with its speed, strength and depth. Bucknell whittled a 19-point deficit down to nine in the second half, but the Tigers just had too much down the stretch, and the magical season that nobody wanted to end did just that on a rainy Sunday in Dallas.

Of Bucknell's five losses in 2005-06, three came at the hands of No. 1 seeds in the NCAA Tournament — Memphis, Duke and Villanova. Northern Iowa, which topped Bucknell in double overtime in an ESPN BracketBusters classic, earned an at-large bid out of the highly respected Missouri Valley Conference and was also nationally ranked at times during the season.

Speaking of national rankings, in 2005-06 Bucknell also achieved its first-ever listing in a national poll. On Feb. 13 the Bison were ranked 24th in both the Associated Press Poll and the ESPN/USA TODAY Coaches' Poll. Bucknell was also ranked 25th in the final Coaches' Poll of the season.

While not without star power, Bucknell's greatest asset was its depth and its unselfish team play, particularly on defense. Armed with a tricky matchup zone defense, the Bison entered the NCAA Tournament ranked second nationally in scoring defense (55.3). In 32 games in 2005-06 they allowed 60 or more points only nine times and 70 or more only five times, while on nine occasions they kept teams under 50.





# Patriot League Perfection in 2006!

# 17-0

It started with a 74-52 win at Navy on Jan. 7 and ended with a 74-59 victory over Holy Cross in the Patriot League championship game at Sojka Pavilion. A perfect record, something that had never been done before in the 16-year history of the Patriot League. An unprecedented 14-0 regular-season mark and three more wins in the tournament gave the Bison 17 straight conference triumphs in 2006.

Those 17 victories came in all shapes and sizes. There were lopsided wins — two by 30 or more points, and four by 20 or more — and there were some close calls, most notably in Worcester, Mass., where the Bison miraculously rallied from 15 down with 16 minutes to play to win 57-52.

When Bucknell topped Army 70-47 on Senior Night at Sojka Pavilion in the regular-season finale, the Orange & Blue became the first team to run the table in Patriot League play. Previously, six teams had finished with one loss, including Bucknell in 1993 (13-1). Additionally, the Bison became the 200th Division I team in NCAA history to go unbeaten in their conference, and the 90th to do so with at least 14 wins. Bucknell joined Gonzaga (14-0 in the West Coast Conference) and George Washington (16-0 in the Atlantic 10) as the only teams in the country to finish unbeaten in its league in 2005-06.

As the No. 1 seed, the Bison earned the right to play at home throughout the Patriot League Tournament, no small factor since they hadn't lost to a league foe at Sojka Pavilion in four years.

With large, partisan crowds at their backs, the Bison outlasted Army, 59-47, in the first round and American, 64-50, in the semifinals. That set up a rematch with No. 2 seed Holy Cross in the championship game. The previous year the seeds were reversed, and Bucknell won the title on the Crusaders' home floor.

With ESPN2 cameras in place, Holy Cross came out with revenge on its mind and trailed by only four at the half. But senior captains Kevin Bettencourt and Charles Lee put the Bison on their backs, hitting one critical shot after another, including nine 3-pointers between them, and Bucknell pulled away with a crushing 15-2 run.

At the eight-minute mark the Bison had a commanding 60-44 lead, and soon after most of the crowd of 4,110 was dancing on the floor and the Sojka Pavilion nets were cut down for the first time.

Following the game Lee was named Patriot League Tournament MVP, making him the first repeat winner of the award in league history. Lee registered 16 points, seven rebounds, four steals and three assists in the championship game, and he logged 43 points in the three tournament games.

Bettencourt, who hit six 3-pointers and scored 23 points in the title contest, and center Chris McNaughton were also named to the all-tournament team. Donald Brown also had a magnificent tournament, capped by a 14-point, five-rebound performance against Holy Cross.







# ALL-TIME LETTERMEN

Aceto, Ted.....	1985-86, 86-87, 87-88, 88-89
Adkins, Paul.....	1978-79, 79-80, 80-81
Albee, Bud.....	1985-86, 86-87, 88-89
Allen, Doug.....	1984-85, 85-86, 86-87, 87-88
Allstead, Mark.....	1984-85, 85-86, 86-87
Anders, Michael.....	1994-95
Anderson, Brian A.....	1993-94, 94-95, 95-96
Anderson, Maria.....	1983-84, 84-85, 85-86, 86-87 (MGR)
Anderson, Walter F.....	1935
Ando, Tai.....	1995-96 (MGR)
Andoh, Enoch B.....	2008-09, 09-10, 10-11, 11-12
Andrews, Jaye.....	1981-82, 82-83, 83-84, 84-85
Armor, Raymond H.....	1939, 1941
Arrowsmith, Roger.....	1969-70
Asbury, Shaun.....	1996-97, 97-98, 98-99, 99-00
Ash, Dan.....	1995-96, 96-97
Atkinson, Mark.....	1984-85, 85-86, 86-87
Ayers, Cameron A.....	2010-11, 11-12, 12-13, 13-14
Azzinaro, John M.....	2013-14, 14-15, 15-16, 16-17
Babich, Bruce.....	1958-59, 59-60, 60-61
Badmus, Ibrahim O.....	2003-04, 04-05, 05-06, 06-07
Bailey, Bryan J.....	1998-99, 99-00, 00-01, 01-02
Baker, Albin D.....	1940, 1941
Baker, Reginald.....	1977-78
Banas, Matthew.....	2012-13, 13-14, 14-15, 15-16
Barry, Raymond.....	1981-82
Barry, Robert.....	1976-77, 77-78, 78-79, 79-80
Baserman, Kenneth J.....	1941
Beatty, John.....	1954-55, 56-57
Beecy, Steve.....	1984-85, 85-86, 86-87
Behan, Patrick D.....	2006-07, 07-08, 08-09, 09-10
Bell, Keane.....	1987-88, 88-89
Bennett, Jeremiah M.....	2000-01, 01-02, 02-03, 03-04
Bennett, Winston.....	1928, 1930
Berger, Glenn.....	1969-70 (MGR)
Bettencourt, Kevin A.....	2002-03, 03-04, 04-05, 05-06
Betts, Morsal.....	1976-77, 77-78, 78-79
Biccelli, Joseph.....	1954-55, 55-56, 56-57
Biko, Paul.....	1970-71, 71-72, 72-73
Blackwell, Kevin.....	1985-86
Blankenship, Daniel L.....	1999-00, 00-01, 01-02, 02-03
Bonkoski, William.....	1968-69, 69-70
Boon, G.W.....	2007-08, 08-09, 09-10, 10-11
Borella, D.D.....	1930
Bornhuetter, Ronald.....	1976-77, 77-78, 78-79 (MGR)
Bouldin, Skip.....	1962-63
Bowen, Dan.....	1996-97, 97-98, 98-99, 99-00
Bowman, Herbert F.....	1936
Bracho, Douglas.....	1972-73, 73-74
Brackney, Benjamin M.....	2010-11, 11-12, 12-13, 14-15
Bradway, Richard.....	1952-53, 53-54
Bright, Mike.....	1989-90, 90-91, 91-92, 92-93
Brown, Donald C.....	2003-04, 04-05, 05-06, 06-07
Brown, Raymond L.....	1990-91, 91-92, 92-93, 93-94
Brown, Stephen L.....	2014-15, 15-16, 16-17, 17-18
Burke, Frederick.....	1972-73, 73-74
Burkholder, Andrew.....	2000-01, 01-02, 02-03 (MGR)
Burney, Robert S.....	1979-80, 80-81, 81-82 (MGR)
Burns, Frank.....	1943, 1944
Butts, Mike.....	1985-86, 86-87, 87-88, 88-89
Buzas, Joseph J.....	1939, 1940, 1941
Callahan, Willie.....	1995-96, 96-97, 97-98, 98-99
Calloway, John.....	1974-75, 75-76, 76-77, 77-78
Cameron, Dyrika.....	1996-97, 97-98, 98-99, 99-00
Campbell, John.....	1983-84, 84-85
Carpenter, Holly R.....	1936, 1937
Carrroll, Charles.....	1965-66
Carson, Bruce.....	1964-65, 65-66
Carson, James.....	1966-67, 67-68, 68-69
Carter, Harvey.....	1970-71, 71-72, 72-73
Castleberry, Justin A.....	2005-06, 06-07, 07-08, 08-09
Cegles, Victor.....	1967-68, 68-69, 69-70
Chamberlin, Doug.....	1966-67, 67-68, 68-69
Chenoweth, William.....	1930, 1931, 1932
Chesen, Alan.....	1969-70 (MGR)
Cholewinski, Harry.....	1947-48, 48-49
Christian, Robert.....	1952-53
Clark, Clifford.....	1948-49
Clark, John W.....	2003-04, 04-05
Clark, Matthew D.....	1989-90, 90-91, 91-92, 92-93
Clark, Roger.....	1974-75, 75-76, 76-77
Cody, Craig.....	1980-81, 81-82, 82-83
Cohen, Bryan J.....	2008-09, 09-10, 10-11, 11-12
Cohen, David S.....	1999-00
Collins, Kevin.....	1987-88, 88-89, 89-90 (MGR)
Comerford, James.....	1947-48, 48-49
Connor, Stephen.....	1982-83, 83-84



**BRYAN BAILEY**


Cooney, Kevin.....	1959-60, 61-62
Correnti, Daniel J.....	1971-72, 72-73
Corrigan, Michael.....	1954-55, 56-57
Cosimano, Carl.....	1980-81, 81-82, 82-83, 83-84
Courtney, Bill.....	1988-89, 89-90, 90-91, 91-92
Cox, Herbert.....	1952-53, 53-54
Cranston, John.....	1965-66
Culbertson, William J.....	1941, 1942, 1943
Danzig, Harold.....	1956-57, 57-58, 58-59
Darnell, Jack.....	1970-71, 71-72, 72-73
Davis, John P. Jr.....	1934, 1935, 1936
Day, Francis Joseph.....	1944
Day, William.....	1947-48
Decsi, Louis Jr.....	1945, 46-47
Dedrick, Jack F.....	1941, 1942
Deigan, Joseph F. Jr.....	1936, 1937, 1938
Deihm, Dennis.....	1973-74
DeLoca, Cornelius.....	1949-50, 50-51, 51-52
DeWitt, Brian.....	1982-83, 83-84, 84-85
Diblin, Joseph A.....	1938, 1939
Diver, Mike.....	1987-88, 88-89, 89-90, 90-91
Domion, Adam.....	1994-95, 95-96, 96-97 (MGR)
Donovan, Jim.....	1970-71, 71-72, 72-73
Dopirak, Ryan M.....	1992-93, 93-94
Dorman, Jack V.....	1934
Douglas, Robert.....	1964-65, 65-66
Downes, Ralph.....	1943
Drowne, W. Christopher.....	1989-90, 90-91, 91-92, 92-93 (MGR)
Druckemiller, William H.....	1934
Eastburn, George.....	1932, 1933
Ebner, Ryan A.....	2008-09
Edmunds, Robert.....	1943
Edmunds, Robert.....	1945-46
Edwards, Harvey.....	1975-76
Eicher, Joseph W.....	1934
Eisert, Brian C.....	1991-92, 92-93, 93-94, 1994-95
Eisner, Leo.....	1954-55
Ellis, Walter A.....	2018-19
Ericsson, Bob.....	1956-57, 57-58, 58-59
Evans, Dave.....	1958-59, 59-60
Evans, Zachary J.....	2006-07, 07-08, 08-09, 09-10
Everhart, Nikki.....	1997-98, 98-99 (MGR)
Fadden, Michael.....	1959-60, 60-61, 61-62
Fahringer, Fred H.....	1940, 1941
Farver, C. Edwin.....	1966-67, 67-68, 68-69
Feeney, Sam.....	1997-98, 98-99, 99-00 (MGR)
Fenton, Keith.....	1987-88, 88-89, 89-90, 90-91
Ferrara, Scott.....	2015-16 (MGR)
Fiery, Matthew B.....	2007-08, 08-09, 09-10
Filer, John D.....	1935, 1936, 1937
Fisher, Dan.....	1995-96, 96-97, 97-98, 98-99 (MGR)

Fisher, R.N.....	1932
Fitzpatrick, Brian E.....	2011-12, 12-13, 13-14
Flanagan, Jack.....	1956-57, 57-58, 58-59
Flannery, Patrick.....	1976-77, 77-78, 78-79, 79-80
Flenihaas, Philip.....	1945-46
Foltz, William D.....	1936, 1937, 1938
Fornwald, Raymond.....	1943, 1944, 46-47
Forsyth, Garth.....	1984-85
Foulland, Nana F.....	2014-15, 15-16, 16-17, 17-18
Frable, Milton F.....	1928
Frank, Howard G.....	1935
Frazier, Donald.....	1945-46
Frazier, Ryan R.....	2012-13, 13-14, 14-15, 15-16
Frick, Richard.....	1965-66
Friend, John.....	1964-65, 65-66
Fritch, William.....	1979-80, 80-81, 81-82 (MGR)
Fry, Bill.....	1961-62
Fry, Harry.....	1930, 1932
Fuehrer, Craig.....	1963-64, 64-65, 65-66
Funk, Andrew D.....	2018-19
Gallagher, Joseph.....	1949-50, 50-51, 51-52
Garrett, Algin.....	1971-72, 72-73, 73-74
Gentile, Angelo.....	1961-62
Gilleland, Walter.....	1933, 1934
Gilliard, Martin.....	1995-96, 96-97, 97-98, 98-99
Glass, C. Edwin.....	1940, 1941, 1942
Glover, Antonio J.....	2001-02, 03-04
Golden, Kihlon N.....	1992-93, 93-94, 94-95, 95-96
Goodwin, Paul Mm.....	1944
Graddy, Mike.....	1985-86
Gravely, William.....	1973-74, 74-75, 75-76
Greenman, Allan.....	1974-75, 75-76, 76-77
Greenwood, Craig.....	1966-67, 67-68, 68-69
Greenwood, Dave.....	1970-71, 71-72, 72-73
Griffin, Don.....	1974-75
Griffin, John J.....	2004-05, 05-06, 06-07, 07-08
Guthrie, Brent R.....	1993-94, 94-95
Haas, Frank.....	1945-46, 46-47
Haines, George J. Jr.....	1941, 1942, 1943
Halicki, Edward H.....	1928
Hall, William.....	1972-73, 73-74
Hamer, Sekou K.....	1992-93, 93-94, 94-95, 95-96
Hamre, Donald.....	1943, 47-48
Hardenbergh, Jordan T.....	1999-00, 00-01, 01-02, 02-03
Harley, Ellis.....	1956-57, 57-58, 58-59
Harrington, Matthew J.....	1993-94
Harris, Brian.....	1973-74
Harrison, Paul N.....	1978-79, 79-80, 80-81
Hass, Christopher S.....	2012-13, 13-14, 14-15, 15-16
Hathaway, Lorry.....	1962-63, 63-64, 64-65
Hauser, Tom.....	1995-96, 96-97, 97-98, 98-99
Headley, William.....	1963-64
Hebditch, E. Scott.....	1974-75, 75-76



**CHARLES LEE**






**BOAKAI LALUGBA**

Heddings, Merrill K. Jr.....	1945
Hegedus, Eric.....	1982-83, 83-84, 84-85
Heiden, Bo.....	1985-86, 86-87, 87-88, 88-89
Heiner, Karl.....	1962-63, 63-64, 64-65
Henry, Mark.....	1943
Hepburn, Michael.....	1976-77, 77-78, 78-79, 79-80
Hepler, T.R.....	1931, 1932
Heron, Ken.....	1970-71, 71-72
Herz, Norman.....	1964-65
Hess, James.....	1948-49
Hester, Don.....	1961-62, 62-63, 63-64
Hill, Ryan A.....	2010-11, 11-12, 12-13, 13-14
Hinkle, W.C.....	1932
Hoefler, William M.....	1944, 1946, 1947
Hoffman, Dominic J.....	2012-13, 13-14, 14-15, 15-16
Holden, Jon-Robert.....	1994-95, 95-96, 96-97, 97-98
Hook, Patrick T.....	1991-92, 92-93, 93-94, 94-95
Hoying, Anthony.....	1947-48
Hubbard, J.D.....	1929
James, Owen.....	1933, 1934
Janaskie, Mark.....	1982-83, 83-84, 84-85
Janego, Jason W.....	1991-92, 92-93, 93-94
Jest, Roger.....	1945-46
Johnson, Bryson C.....	2009-10, 10-11, 11-12, 12-13
Johnson, Richard.....	1952-53, 53-54
Johnson, Thomas.....	1962-63
Jones, Nathan W.....	2015-16, 16-17, 17-18, 18-19
Joseph, Mike.....	1986-87, 87-88, 88-89, 89-90, 89-90
Joy, Robert A. III.....	1989-90, 90-91
Kampert, Mark.....	2003-04 (MGR)
Kanengiser, Sidney.....	1935
Karavanic, Valter.....	1996-97, 97-98, 98-99, 99-00
Kasnick, Michael.....	1959-60, 60-61
Kaspar, Steven R.....	2011-12, 12-13, 13-14, 14-15
Kavomire, Donald J.....	1928, 1930
Keegan, Robert C.....	1942, 1943
Kenzie, Allen.....	1954-55, 55-56
Keranko, Matthew.....	1994-95, 95-96
Kerr, Paul.....	1971-72, 72-73, 973-74
King, Patrick C.....	1989-90, 90-91, 91-92
Kirkland, Frank.....	1970-71, 71-72, 72-73
Klebanoff, Leonard.....	1976-77, 77-78, 78-79
Klebon, Colin D.....	2009-10, 10-11, 11-12, 12-13
Klick, George H.....	1938, 1939, 1940
Klosterman, Bernard F.....	1928, 1929
Knuth, Thomas.....	1978-79, 79-80
Kolanowski, Leon T.....	1938
Kostos, F.C.....	1929, 1930
Kozella, Lawrence.....	1963-64, 64-65, 65-66
Kriftcher, Zachary.....	2010-11 (MGR)
Lalugba, Boakai.....	1999-00, 00-01, 01-02, 02-03
Lambert, Kenneth.....	1970-71, 71-72, 72-73
Lampus, Donald.....	1959-60, 60-61, 61-62
Landis, Richard.....	1952-53
Lane, William H.....	1937, 1938, 1939
Lavin, George.....	1948-49, 49-50, 50-51
Lee, Charles G.....	2003-04, 04-05, 05-06
Lefkandinos, George.....	1944
Leggett, Greg.....	1986-87, 87-88, 88-89, 89-90
Leo, Probesse A.....	2008-09, 09-10, 10-11, 11-12
Leshinski, Steve.....	1987-88, 88-89, 89-90, 90-91
Leslie, Albert V.....	1977-78, 78-79, 79-80, 80-81

Lezanic, Mark.....	1983-84, 84-85, 85-86
Lieb, Mark.....	1984-85, 85-86, 86-87, 87-88 (MGR)
Lindsey, Donald.....	1952-53
Linthicum, Joshua C.....	2005-06, 06-07, 07-08, 08-09
Logan, J.P.....	1931, 1932
Longaker, Robert P.....	1940
Lose, John.....	1946-47, 47-48, 48-49
Lyons, Robert.....	1975-76
Lytle, Melvin R.....	1934
Mack, Holland B.....	2002-03, 03-04, 04-05, 05-06
Mackenzie, Kimbal J.....	2015-16, 16-17, 17-18, 18-19
Mackenzie, N.D.....	1932, 1933
Mackey, Joseph J.....	2008-09
MacLeay, D.J.....	2013-14, 14-15, 15-16, 16-17
Maggio, Pat.....	1970-71
Makuta, Steve.....	1970-71
Malarkey, Charlie.....	1985-86
Malone, Malik.....	1987-88, 89-90, 90-91
Manly, Howard.....	1977-78, 79-80, 80-81
Manning, Robert.....	2010-11 (MGR)
Marble, Thomas.....	1968-69, 69-70
Marter, Cyrus.....	1930, 1931
Martin, Eric.....	2010-11 (MGR)
Mastriani, Victor.....	1944
Mastropaolo, Darren C.....	2004-05, 05-06, 06-07, 07-08
Matthews, John.....	1962-63, 63-64, 64-65
Matthews, Mark.....	1991-92
Matz, Peter.....	1958-59
Mboya, Gordon O.....	1993-94, 94-95, 95-96, 96-97
McBride, John.....	1997-98
McDaniel, Willard H.....	1945
McGinn, Richard.....	1945-46
McGoldrick, J.L.....	1931, 1933
McGrath, Theodore.....	2005-06, 06-07, 07-08 (MGR)
McGregor, Wes.....	1980-81, 81-82
McKenzie, Richard.....	1953-54
McKernan, Robert.....	1968-69, 69-70
McKibbin, Martin.....	1949-50, 50-51, 51-52
McLean, Thomas.....	1973-74, 74-75
McMonigle, Matthew.....	1964-65, 65-66, 66-67
McNaughton, Christopher G.....	2003-04, 2004-05, 05-06, 06-07
McNichol, Thomas P.....	1976-77, 77-78
Medrano, George.....	2006-07, 07-08
Meeks, John R.....	2017-18, 18-19
Meltzer, Jerome.....	1943
Mills, D.S.....	1931
Mitchell, F.B.....	1929
Monahan, Raymond F.....	1935, 1936, 1937
Moore, Bruce D.....	2016-17, 17-18, 18-19
Morrison, Andrew W.....	2004-05, 05-06
Mosny, John Jr.....	1947-48, 48-49
Moss, Ray.....	1980-81, 81-82, 82-83
Moylan, Pat.....	1985-86, 86-87, 87-88
Muckle, Brian.....	1996-97, 98-99, 99-00
Muller, Thomas R.....	1975-76, 76-77
Mullin, Patrick.....	1990-91, 91-92, 92-93, 93-94, 94-95 (MGR)
Murphy, John.....	1965-66, 66-67, 67-68
Muscala, Michael P.....	2009-10, 10-11, 11-12, 12-13
Myers, Edward C.....	1934
Namvou, Jack M.....	2000-01, 01-02, 02-03, 03-04
Netski, Edward A.....	1945
Newman, Paul J.....	2017-18, 18-19
Niesz, Christopher P.....	2001-02, 02-03, 03-04, 2004-05
Niness, W. Scott.....	1982-83, 83-84, 84-85 (MGR)
Nolan, Robert J.....	1939, 1940, 1941
Novacek, Scott A.....	1973-74
Nyambi, Nyambi.....	97-98, 98-99, 99-00, 00-01
Oberfeld, Benjamin M.....	2013-14, 14-15, 15-16, 16-17
O'Brien, Steven.....	1976-77, 77-78, 78-79, 79-80
O'Brien, Todd E.F.....	2007-08
Okorodudu, Ajoritsedebe.....	1977-78, 78-79, 79-80, 80-81
Olkowski, Paul A.....	1989-90, 90-91, 91-92, 92-93
O'Reilly, R. Matthew.....	2015-16, 16-17, 17-18, 18-19
Oristaglio, Stephen.....	1973-74, 74-75, 75-76, 76-77
Owen, Tim.....	1982-83, 83-84
Page, Michael C.....	1978-79, 79-80, 80-81
Parker, Barry.....	1952-53, 53-54
Penrose, Sam.....	1960-61
Perrine, Karli.....	2000-01, 01-02, 02-03, 03-04 (MGR)
Pesut, Nicholas.....	1970-71, 71-72 (MGR)
Petersen, Emily.....	1995-96, 96-97, 97-98, 98-99 (MGR)
Peterson, William.....	1969-70, 70-71
Peyton, Russell J.....	1989-90, 90-91, 91-92, 92-93
Pfaff, Rick.....	1986-87, 87-88, 88-89, 89-90
Piltzer, Gerald.....	1977-78, 78-79, 79-80



**PATRICK KING**

Poff, James.....	1951-52, 52-53, 53-54
Polite, Eric II.....	1993-94, 94-95
Pow, William.....	1974-75, 75-76, 76-77
Proctor, D.B.....	1932
Puriefoy, Carson.....	1981-82, 82-83, 83-84
Purnell, Gerald.....	1974-75, 75-76, 76-77
Quinn, Matthew J.....	2000-01, 01-02, 02-03, 03-04
Ramage, Jake.....	1997-98, 98-99, 00-01
Ramsey, John.....	1970-71
Rappel, Frank.....	1953-54, 54-55
Raynor, Arthur.....	1948-49
Reash, Richard Harvey.....	1944
Reash, Robert William.....	1944
Reddy, Stephen.....	1973-74, 74-75
Reichman, Ronald.....	1950-51, 51-52
Repard, Tenicia.....	2003-04, 04-05, 05-06, 06-07 (MGR)
Reznichak, Joseph.....	1933, 1934
Rhubright, Joseph S.....	1934
Riley, Chris.....	1968-69, 69-70, 70-71
Rizzo, Michael.....	1980-81, 81-82
Robertson, Benjamin T.....	2016-17, 17-18, 18-19
Rodgers, Christopher J.....	2001-02, 02-03
Rodgers, John.....	1964-65, 65-66, 66-67
Rodriguez, Ericka.....	1993-94, 94-95 (MGR)
Roman, Larry.....	1959-60, 60-61
Romberger, Matt.....	1981-82, 82-83, 83-84
Ross, N.C.....	1929, 1930, 1931
Rowe, D.J.....	2009-10
Sager, Harold L.....	1936, 1937, 1938
Salankiewicz, Bob.....	1955-56, 56-57, 57-58
Sangimino, Mark.....	1982-83, 83-84
Santos, Peter N.....	1998-99, 00-01, 01-02
Schanley, Darwin.....	1954-55
Schauberg, John.....	1949-50
Schloeder, Nicholas.....	1951-52
Schneider, Joseph E.....	1934
Schneider, Thomas.....	1966-67, 67-68, 68-69
Schoek, Vincent E.....	1978-79, 79-80, 80-81
Schoffel, Jessica.....	2000-01, 01-02, 02-03
Schrader, Steve.....	1983-84, 84-85, 85-86, 86-87
Sechan, Jordan R.....	2017-18, 18-19
Secunda, David J.....	1942
Seek, Mike.....	1998-99, 99-00, 00-01
Seel, James Winston.....	1944, 45-46, 46-47
Seiler, Archie Peter.....	1928, 1929
Seneca, Chris.....	1984-85, 85-86, 86-87
Sestina, Nathan M.....	2015-16, 16-17, 17-18, 18-19
Shazier, Darryl T.....	2007-08, 08-09, 09-10, 10-11
Shehadi, David.....	1978-79, 79-80, 80-81
Show, J.C.....	2014-15
Sigl, Ed.....	1981-82, 82-83, 83-84
Sigl, Stephen M.....	1976-77, 77-78, 78-79, 79-80
Silberman, Norton.....	1943
Simpson, Christian L.....	1990-91, 91-92, 92-93, 93-94
Singleton, Joshea R.....	2011-12, 12-13, 13-14, 14-15
Sitarsky, John P.....	1934, 1935





# ALL-TIME LETTERMEN

Skornik, Davorin ..... 2000-01, 01-02, 02-03, 03-04  
 Skyrn, Terrance ..... 1997-98  
 Slater, Benjamin B. .... 2000-01, 01-02, 02-03  
 Slavitt, Ben ..... 1954-55, 55-56  
 Sloan, Matthew B. .... 1991-92, 92-93, 93-94  
 Smith, Calvin ..... 1930  
 Smith, Lauren ..... 2015-16 (MGR)  
 Smith, Robert E. .... 1939  
 Smith, Steve ..... 1953-54  
 Smith, Stuart ..... 1936, 1937  
 Smith, W.N. .... 1931, 1932, 1933  
 Smoker, Hal ..... 1960-61  
 Snyder, Jonathan ..... 1990-91, 1991-92  
 Snyder, Robert L. .... 1940, 1941, 1942  
 Soller, James ..... 1966-67, 67-68, 68-69  
 Sotos, James J. .... 2017-18, 18-19  
 Spear, Kahliel ..... 2018-19  
 Starkey, Cory E. .... 2011-12, 12-13, 13-14, 14-15  
 Steigerwald, Dave L. .... 1992-93, 93-94, 94-95, 95-96  
 Steiner, Joseph ..... 1959-60, 60-61, 61-62  
 Stettler, Samuel ..... 1973-74, 74-75, 75-76  
 Strack, Walter ..... 1973-74 (MGR)  
 Strassner, Donald ..... 1949-50, 50-51, 51-52  
 Strella, William ..... 1950-51  
 Strizzi, John ..... 55-56, 56-57, 57-58  
 Summers, Robert L. .... 1936, 1937, 1938  
 Swarner, Clair Norwin ..... 1945, 47-48

Tanner, Martin ..... 1954-55, 55-56, 56-57  
 Tate, Christopher ..... 1986-87 (MGR)  
 Termine, Anne ..... 1989-90, 90-91, 91-92, 92-93 (MGR)  
 Thomas, Harold ..... 1972-73  
 Thomas, Henry Elmer ..... 1928  
 Thomas, Robert D. .... 2004-05, 05-06, 06-07, 07-08  
 Thomas, Zachary R. .... 2014-15, 15-16, 16-17, 17-18

Thompson, Thomas A. .... 1957-58, 58-59, 59-60  
 Toomer, Avi C.K. .... 2016-17, 17-18, 18-19  
 Tormey, Grant ... 1985-86, 86-87, 87-88, 88-89, 89-90 (MGR)  
 Treiber, Mark ..... 1995-96, 96-97  
 Tyree, Stephen A. .... 2006-07, 07-08, 09-10, 10-11

Unger, Charles ..... 1963-64, 1964-65

Vaughn, D.C. .... 1932  
 Vegotsky, Jason S. .... 2005-06, 06-07, 07-08, 08-09  
 Viera-McClymont, Tarik S. .... 2002-03, 03-04, 04-05, 05-06  
 Villegas, Claudia ..... 1993-94 (MGR)  
 Voorhees, Norman ..... 1954-55, 55-56, 56-57  
 Vullo, Joseph ..... 1979-80, 80-81  
 Wagner, Arthur ..... 1951-52  
 Wagner, Richard ..... 1968-69  
 Wain, Donald ..... 1953-54  
 Walsh, Michael R. .... 1989-90, 90-91, 92-93  
 Watson, John ..... 1985-86, 86-87, 87-88, 88-89  
 Webb, Brad ..... 1998-99  
 Webber, Jack ..... 1949-50, 50-51, 51-52  
 Webber, Roland A. .... 2000-01, 01-02, 02-03, 03-04  
 Welch, Thomas W. III ..... 1993-94, 94-95, 95-96, 96-97  
 Wells, Preston ..... 1994-95, 95-96  
 Wenk, Kevin B. .... 1992-93, 93-94, 94-95, 95-96  
 Werner, Brian M. .... 1999-00, 00-01, 01-02, 02-03  
 Werner, Jeff ..... 1974-75, 75-76  
 Wetzel, Max ..... 1995-96, 96-97, 97-98, 98-99  
 Wherry, James L. .... 1967-68, 68-69, 69-70  
 Wieder, Homer ..... 1955-56, 56-57, 57-58  
 Williams, E.L. .... 1932, 1933  
 Williams, Robert H. .... 1945, 46-47  
 Willman, Joseph V. .... 2009-10, 10-11, 11-12, 12-13  
 Wilson, Edward E. .... 1945-46, 46-47  
 Wilson, Eugene ..... 1945-46, 46-47

Wilson, Richard ..... 1972-73  
 Wodsworth, Wheeland B. .... 1928, 1929, 1930  
 Woodcock, William ..... 1947-48, 48-49  
 Woodring, Louie E. .... 1928, 1930  
 Woollum, Robert ..... 1986-87, 87-88, 88-89  
 Wright, Jerold ..... 1980-81, 81-82, 82-83

Yetter, Tyler ..... 2003-04 (MGR)

Zavorskas, Robert ..... 1965-66  
 Zeldis, Becky ..... 1997-98, 98-99, 99-00 (MGR)  
 Zimmerman, Chris ..... 1999-00

## BUCKNELL'S RETIRED JERSEYS

*On Saturday, Feb. 25, 2006, former Bucknell basketball stars Hal Danzig and Al Leslie became the first two members of the men's program to have their jerseys retired. The ceremony took place at halftime of Bucknell's men's basketball game against Army. Danzig and Leslie are both members of the Bucknell Athletics Hall of Fame, and they are widely considered the program's best players of their respective eras and two of the greatest in the history of Bison basketball. Leslie's No. 22 jersey and Danzig's No. 44 uniform are now permanently hung on the wall of Sojka Pavilion's East Concourse.*

### #44 HAL DANZIG

Harold M. "Hal" Danzig of the Class of 1959 was one of the first true basketball superstars to play at Bucknell. A two-time All-East selection and an Honorable Mention All-American as a senior, Danzig was the starting center on three of Bucknell's all-time great teams, and he holds school rebounding records that many consider to be unbreakable.

When Danzig joined the Bucknell varsity squad in 1956-57, the Bison had won 16 games in a season only once in their history. They collected that exact number of wins in each of his three varsity seasons, amassing a 48-23 overall record.

Nicknamed "Moose," Danzig was the team's leading scorer all three years and tallied 1,163 career points. At the time, that was the second-highest point total in school history, only 20 off the record held then by Joe Gallagher. As a junior he compiled what was then a school-record 426 points.

But Danzig is best known today for his extraordinary rebounding totals. He hauled in 1,134 rebounds in three seasons. More than 50 years later, no Bison player has come within 41 rebounds of that impressive total, and only current NBA center Mike Muscala has joined him in the 1,000-rebound club. Danzig increased his yearly rebounding average each season, from 15.0 to 16.1 to a whopping 16.8 rebounds per game. His career rebounding average of 15.97 per game is staggering.

Co-captain of the 1958-59 Bucknell team, Danzig was named to the ECAC All-East and Associated Press All-Pennsylvania teams for two consecutive years and was on the All-Middle Atlantic Conference University Division first team and Palestra All-Opponent second team as a senior.


The 6'6", 230-pounder received Honorable Mention United Press International (UPI) All-America Honors in 1959, and he was selected to participate in two senior all-star games. Danzig was inducted into the Bucknell Athletics Hall of Fame as a member of its fifth class in 1983.

Danzig came to Bucknell from East High School in Rochester, New York. His son, Carl, later served as an assistant coach at Bucknell under both Charlie Woollum and Pat Flannery.



### #22 AL LESLIE

Albert V. Leslie is widely considered Bucknell's greatest men's basketball player. A Baltimore native and graduate of the McDonogh School, Leslie was a prodigious scorer during his four years with the Orange & Blue, despite being lightly recruited out of high school as a 6'3" center. At Bucknell he played guard and some small forward, and he shattered school records for points in a game (45), season (564) and career (1,973), records that still stood in the history books at the time of his jersey retirement in 2006. In fact, his scoring record stood all the way to 2013, when it was broken by Mike Muscala.



A 1981 Bucknell graduate, Leslie was selected by the Indiana Pacers in the second round of the NBA Draft and was the team's last cut before the start of the regular season. He later played briefly for the Rochester Zeniths of the Continental Basketball Association. Leslie, who was the first Bison player to be taken in the NBA Draft, later returned to Bucknell as an assistant coach for two seasons.

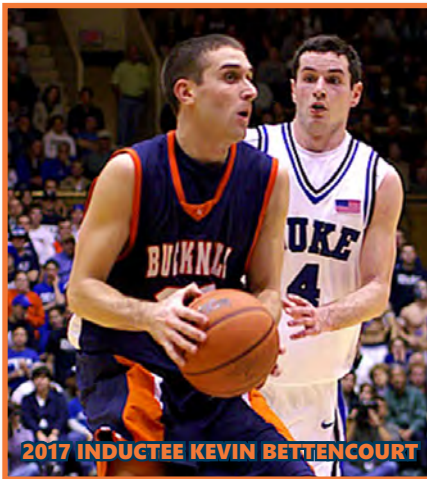
Leslie led the Bison to school victory records in his sophomore (18-7) and junior (20-7) years, as well as two consecutive East Coast Conference Western Section titles. He was a three-time All-ECC selection, and in 1980 he was an all-district pick by the U.S. Basketball Writers' Association. A year later Leslie earned All-East plaudits, and he won the Kribbs Award as team MVP three straight years.

His season total of 564 points in 1979-80 shattered a school record that had stood since the 1960-61 season. His 20.9 scoring average was second-best in school history, and in January of his junior year Leslie poured in a record 45 points in a 105-89 victory over American University.

As a senior, Leslie tallied 537 points and had another 40-point game (41) against West Chester. He finished his career with an 18.1 scoring average, third-best in Bison annals. He started the final 105 games of his career and scored in double figures in all but 11 of them.

Called "the finest player ever to wear a Bucknell basketball uniform" by his head coach, Charlie Woollum, Leslie was inducted into the Bucknell Athletics Hall of Fame in 1986.





2017 INDUCTEE KEVIN BETTENCOURT

The Bucknell Athletics Hall of Fame, established in 1979 to honor the very best in the history of Bucknell athletics, welcomed seven new members this fall when the Class of 2019 was inducted during ceremonies on Homecoming Weekend.

The 2017 class was basketball-heavy, with former Bison hoops stars **Kevin Bettencourt '06**, **Charles Lee '06** and **Chris McNaughton '07** all enshrined. That made an even 50 members of the Bucknell basketball family to be inducted.

Bettencourt, Lee and McNaughton were three of the key pieces of Bucknell's record-setting mid-2000s teams. Those squads made history by winning the first NCAA Tournament games in Bucknell and Patriot League history, over Kansas in 2005 and Arkansas in 2006.

Bettencourt was the sharp-shooting guard, Lee the smooth wing, and McNaughton the unstoppable 6'11" center who hit the game-winning shot with 10 seconds left in the 64-63 win over Kansas.

Prior to that class, the most recent hoops enshrines were Pat Flannery and Chris Simpson in 2011. Flannery is best-known for coaching the most successful teams in Bucknell history, but he was also a terrific point guard on some very good teams for coach Charlie Woollum. He captained the 1979-80 Bison team that finished 20-7, and he remains the only player ever to lead the Bison in assists for four straight years. Flannery retired as head coach after the 2007-08 season with a final record of 234-178 (.568) at Bucknell.

Simpson earned First Team All-Patriot League honors while leading the Bison in scoring in both 1992-93 and 1993-94. His 20.5 points-per-game average as a senior in 1993-94 is the third-highest single-season mark in program history, and he is one of only eight Bison players ever to score more than 20 points per game over a full season. Simpson scored 1,229 career points.

J.R. Holden joined the Hall of Fame in 2008. Holden gained fame for his heroic exploits with CSKA Moscow and the Russian National Team, particularly after he hit the game-winning shot in the championship game of the 2007 European Championship, giving Russia a spot in the 2008 Olympics. But his Bucknell career was also notable, as he transformed from a lightly recruited guard into a two-time First Team All-PL selection.

Bill Courtney, a 2007 inductee, was one of the top scorers in program history. As a junior he set the school single-season scoring record with 619 points, and he also led the team in assists that season. His 1,499 career points ranked fifth in school history at the time of his graduation and now ranks 12th.

Patrick King, one of the more inspiring student-athletes to be enshrined in the Hall, was inducted in 2006. A walk-on to the Bison men's basketball squad, King made his way through the junior varsity

ranks, eventually earned a starting forward position and as a senior was named Patriot League Player of the Year after averaging 20.3 points per game.

In 2005 Harvey Carter '73 and Mike Bright '93 were inducted. Carter was a three-year starter and two year captain of the Bison basketball team. He was a First Team All-Middle Atlantic Conference selection as a senior in 1972-73, when he led the team in scoring at 14.2 points per game under coach Jim Valvano.

Bright was a top player on Bucknell's outstanding teams of the early 1990s. He was the Patriot League Player of the Year as a senior in 1993, when he led the Bison to a 23-6 record and the league's regular-season title. Outstanding in all phases of the game, Bright is now Bucknell's No. 6 all-time scorer with 1,670 points.

Mike Joseph, a member of the Class of 1990, was a 2003 Hall of Fame inductee. Joseph was a three-year starter and a member of two East Coast Conference championship squads that advanced to the NCAA Tournament. He was a two-time All-ECC selection and set nine Bucknell records, including the marks for career assists, free throws, free-throw percentage and 3-point percentage. Now Bucknell's No. 11 all-time scorer, Joseph's .884 career free-throw percentage ranked 14th in NCAA history.

Former basketball stars Ted Aceto and Mike Butts, both of the Bucknell Class of 1989 were members of the Hall of Fame Class of 2000.

Aceto lettered four times in basketball and three times in baseball (he missed his junior year with an injury). He scored 1,118 points in his career on the hardwood, and helped the Bison earn their only two trips ever to the NCAA Tournament in 1987 and 1989. On the diamond, he was a first team all-conference shortstop in 1989 when he led the league and ranked 12th in the nation with a .444 average. His .408 career batting average still stands as a Bucknell record.

Butts was the leading scorer on both the 1987 and 1989 NCAA men's basketball teams for the Bison. He is one of just four players in Bucknell history with over 1,300 (1,355) points and 850 (860) rebounds in a career. He continues to hold game, season and career blocked shot records for the Orange and Blue, and was a two-time All-ECC First Team honoree. As a senior, he was honorable mention All-East and honorable mention All-America. In addition, he excelled in the classroom and was a two-time Academic All-America selection.

Bill Gravely '77, a former track and field standout and basketball player, was inducted in 1998. Gravely, who still holds indoor and outdoor triple jump records, played basketball for three seasons.

In 1997, former Bison basketball players Ellis Harley '59 and Pete Fry '32 were inducted into the Hall. Harley starred in both basketball and baseball, and at the time of his graduation, ranked fifth in school history with 757 career points. He co-captained the Bison as a junior and senior, and played on three straight teams that won 16 games. Harley has been a Lewisburg resident for more than 40 years, served as Bucknell's associate vice president for finance until his retirement.

Fry, who died in April 1997, played four sports at Bucknell. He was a leading scorer on the hardwood for the Orange and Blue, a back and end with the football team, a star pitcher and outfielder with the baseball team, and a member of the track and field program.

Longtime Bucknell coach Charlie Woollum was inducted into the Hall of Fame in 1995. Woollum coached from 1975-94 and had a 19-year record of 318-221. That victory total is higher than that of any other coach in any one sport in Bucknell's intercollegiate athletic history. Woollum retired after serving six seasons as head coach at William & Mary.

Alvin F. "Doggie" Julian is another member of

the Hall of Fame. Julian is also a member of the National Basketball Hall of Fame. In addition to a distinguished career as an athlete at Bucknell, Julian was a highly successful coach at Muhlenberg, Holy Cross and Dartmouth, and his 1947 Holy Cross team, led by Bob Cousy and George Kaftan, won the NCAA title.

Other members of the Bucknell Hall of Fame include Mal Musser '18, who played and coached at Bucknell and is the only basketball coach other than Woollum, Flannery and Dave Paulsen to win more than 100 games with the Bison; George Haines '43, Joe Gallagher '52, Joe Steiner '62, Jim Wherry '70, Bob Barry '80 and Al Leslie '81, all of whom held the school scoring record when they graduated; Hal Danzig '59, the career rebounding leader; and John Anderson 1905, who scored 80 points in a single game.

Perhaps the most famous member of the Hall of Fame is Christy Mathewson, an outstanding athlete at Bucknell who is also a member of the Baseball Hall of Fame in Cooperstown, N.Y.

Following is a complete list of former Bucknell basketball players and coaches who have been inducted into the Bucknell Athletic Hall of Fame:

Hall-of-Famer	Year Inducted
Theodore P. Aceto '89	2000
John C. Anderson 1905	1983
Jaye Andrews '85	1991
Robert R. Barry '80	1989
Kevin E. Bettencourt '06	2017
Michael C.L. Bright '93	2005
Michael B. Butts '89	2000
Joseph J. Buzas '41	1981
Harvey D. Carter '73	2005
George W. Cockill 1905	1984
William L. Courtney '92	2007
Harold M. Danzig '59	1983
Harry O. Dayhoff '23	1981
C. Edwin Farver '69	1981
John D. Filer '37	1986
Patrick J. Flannery '80	2011
Harry G. "Pete" Fry '32	1997
Joseph A. Gallagher '52	1981
William H. Gravely '77	1998
George F. Haines '43	1980
Edward H. Halicki '29	1983
F. Ellis Harley '59	1997
Lawrence K. Hathaway '65	1993
J.R. Holden '98	2008
Owen W. James '34	1982
Michael R. Joseph '90	2003
Alvin F. Julian '23	1981
Robert C. Keegan '44	1982
George H. Klick '40	1984
Patrick C. King '92	2006
William H. Lane '45	1979
Charles G. Lee '06	2017
Albert V. Leslie '81	1986
Christopher Mathewson Jr. 1902	1979
Harry E. McCormick 1904	1979
Martin P. McKibbin '52	1985
Thomas E. McLean '78	1983
Christopher G. McNaughton '07	2017
Malcolm E. Musser '18	1979
Arthur B. Raynor '50	1984
Christopher M. Seneca '87	1992
Christian L. Simpson '94	2011
John J. Sitarsky '36	1985
Stuart M. Smith '38	1980
Joseph B. Steiner '62	1986
Donald W. Strassner '52	1994
Thomas A. Thompson '60	1986
John S. Webber '52	1993
James L. Wherry '70	1987
Charles R. Woollum	1995





## KENNETH G. LANGONE ATHLETICS AND RECREATION CENTER

The Bucknell University Department of Athletics and Recreation prides itself on setting the standard of excellence when it comes to success both on the playing fields and in the classroom. With 18 Patriot League Presidents' Cups in 29 years, national leadership in graduation rates, 136 Google Cloud Academic All-Americans since 1970 and 159 Patriot League Scholar-Athletes in 29 years, Bucknell is clearly at the head of the class in terms of upholding the scholar-athlete model.

The 2003 addition of the Kenneth G. Langone Athletics and Recreation Center, one of the finest collegiate athletics and recreation venues of its kind, ensured the continuation of that success.

The facility enhances each of Bucknell's 27 varsity programs and greatly expands the scope of its growing intramural and recreational sports offerings. A visually appealing structure located along Moore Avenue on the "downhill" side of campus, the Langone Athletics and Recreation Center was designed to reach out to all members of the campus community, including the student body, varsity student-athletes, faculty, staff and alumni.

Three primary venues lie within the facility: the Arthur D. Kinney Jr. Natatorium, the 4,000-seat Gary A. Sojka Pavilion and the Krebs Family Fitness Center. Other features included a new location for the Bucknell Athletics Hall of Fame, a display of Bucknell's Congressional Medal of Honor recipients, a sports medicine and athletic training suite, classrooms, modern offices for coaches and staff and increased locker room space for varsity and recreational athletes.



The facility is named in honor of Ken Langone, a 1957 Bucknell graduate who, along with his wife Elaine, pledged \$11 million toward the center's construction. Langone was a member of the university Board of Trustees from 1980 to 1996.

One of the special qualities of the Langone Athletics and Recreation Center is the manner in which it supplements the pre-existing facilities. The new construction surrounds Gerhard Fieldhouse and historic Davis Gymnasium, which was restored as a competition venue for the Bison volleyball and wrestling teams, as well as intramural, recreation and other varsity practice activities.

As Bucknell continues to strive toward its mission of setting the standard of excellence in college athletics, the Langone Athletics and Recreation Center is the centerpiece in an already impressive cache of athletics facilities that includes the 13,100-seat Christy Mathewson-Memorial Stadium and its FieldTurf and 8-lane track surface; the scenic Bucknell Golf Club and Bachman Golf Center; and the spacious West Fields Complex, which encompasses Depew Field (baseball), Becker Field (softball) and the adjoining Graham Field (Astroturf for field



hockey and women's lacrosse) and Emmitt Field (natural grass for soccer) venues that are complemented by the beautiful Holmes Stadium. In 2016, construction was completed on the Graham Building adjacent to Sojka Pavilion, which houses a new student health center as well as a training facility for the varsity wrestling team.

A closer look behind the walls of the Kenneth G. Langone Athletics and Recreation Center:

### RAMER SCHAFFNER MEMORIAL HALL

Ramer Schaffner Memorial Hall greets guests as they enter the Langone Athletics and Recreation Center. The entry hall features the busts of 2nd Lt. George H. Ramer and 1st Lt. Dwite H. Schaffner, Bucknell's Congressional Medal of Honor recipients, and provides access to Gerhard Fieldhouse and the Krebs Family Fitness Center on the ground level. Guests may proceed to the second level to enter Davis Gym, administrative offices and the Hall of Fame, which celebrates Bucknell's Patriot League championships and other notable feats.

### KREBS FITNESS CENTER

Promoting lifetime wellness, the Krebs Family Fitness Center contains state-of-the-art cardiovascular and strength conditioning equipment, all of which was replaced in the summer of 2017. The 16,000-square-foot center includes over 175 positions for equipment within three distinct areas. The first-level cardiovascular and pin-select equipment is open for student, faculty and staff use at all times. Directly above, the mezzanine also contains cardio equipment, with scenic views of the campus and natatorium.

The third area, the Berger Family Weight Room, sits on the former site of Freas-Rooke Pool, and is used for instructional free-weight training and varsity workouts. The facility received all new weightlifting equipment in the summer of 2010.

### KINNEY NATATORIUM

Kinney Natatorium features a 50-meter by 25-yard Olympic class pool, which accommodates four varsity programs — men's and women's swimming and diving and men's and women's water polo — while enhancing the recreational aquatics opportunities for the Bucknell community. The pool itself features two moveable bulkheads, allowing for multiple team practices and recreational swimming to occur simultaneously.

Natatorium amenities include seating for 500 spectators, restrooms, separated varsity and visiting team locker rooms, a poolside classroom, sauna, steam room and concession stands.

Kinney Natatorium has played host to several major events, most notably the 2005 NCAA Men's Water Polo Championship. The facility has also served as host of eight Patriot League Swimming and Diving Championships, two Eastern Water Polo Championships and an exhibition game against the U.S. women's water polo national team, drawing rave reviews at each. Beginning in the spring of 2005, the Pennsylvania state swimming championships moved to Kinney Natatorium.

The facility has proven to be quite a home pool advantage for Bucknell, which became the first institution in league history to capture both the men's and women's swimming and diving championships in the same season in 2003. A total of 20 meet records and 16 league marks fell that weekend.

### SOJKA PAVILION

Sojka Pavilion provides the Bison men's and women's basketball programs with one of the finest arenas in the East. A "first-class" venue capable of seating 4,000 spectators for sporting and other campus events, the pavilion has walk-down access to all seats and unobstructed views of the playing surface or concert stage for all spectators. The seating bowl features approximately 1,500 fixed seats and 2,500 retractable seats, enabling an "expandable" open floor area with sufficient space for three basketball courts for recreational activities and varsity practices. The spacious upper-level concourse includes two concession areas, restrooms, handicapped seating and several suites that overlook the floor.

Behind the scenes, on the floor level, Sojka Pavilion provides a green room for performance acts and other functions, a catering kitchen for special events, ticket windows, locker room space for home and visiting teams and officials, and a loading dock capable of accommodating team buses and production trucks for televised events.

Dozens of nationally televised basketball games have been aired from Sojka Pavilion, including the 2006, 2011, 2012, 2013, 2017 and 2018 Patriot League championship games. The 2005 Bucknell-Villanova men's basketball game drew a school-record crowd of 4,433.

Two significant upgrades to Sojka Pavilion were added in time for the 2016-17 season. Fans entering the arena now do so through the Charlie Woollum Lobby. Named in honor of Bucknell's Hall-of-Fame men's basketball coach, the new lobby celebrates the history of the Bison basketball programs. Most noticeable is the large video wall that features team features and live events.

Another enhancement was the replacement of the video display board inside Sojka Pavilion. The new high-definition board, which measures 12 feet high by 20 feet wide, is located on the northeast façade of Sojka Pavilion and supplanted the original video board that had been in place since the facility opened in 2003. And then prior to the 2017-18 season, a second 12-by-20 board was added to the northwest façade, and a 4-by-40 ribbon board was installed on the south façade, just above the McGee Room suite.

The new displays enhance the fan experience by providing live and packaged video, replays, statistics, contests and other entertainment.






Whether it is the varsity student-athlete, the intramurals participant or the fitness buff looking for a nice workout, members of the Bucknell community benefit from a wide array of first-class athletics facilities. The completion of the **Kenneth Langone Athletics & Recreation Center** in 2003 highlighted a facilities boon at Bucknell. **Sojka Pavilion**, **Kinney Natatorium** and the **Krebs Family Fitness Center** are the centerpiece of the sparkling indoor facility, nicely complementing the renovated **Davis Gym** and **Gerhard Fieldhouse**, all of which lie under the same roof. **Christy Mathewson-Memorial Stadium** is the largest of the outdoor facilities, with 13,100 seats surrounding the FieldTurf playing surface and 8-lane track. **Holmes Stadium**, completed in 2007, is an impressive covered grandstand featuring all chair-back seating, along with the accompanying support facilities (locker rooms, athletic training room, press box, concession/merchandise stand, etc.) that service both **Emmitt Field** (natural grass for soccer) and **Graham Field** (AstroTurf for field hockey and women's lacrosse). **Depew Field** (baseball) and **Becker Field** (softball) have both undergone a series of significant improvements in recent years. Most notably, brand new chair-back grandstands and pressboxes debuted at both sites in 2018. Also located on the western end of campus are numerous grass fields for intramurals and recreation, as well as Bucknell's own highly regarded 18-hole golf course, the **Bucknell Golf Club**. Completed in 2011 on the BGC property is the indoor/outdoor **Bachman Golf Center**, which provides a year-round training center for the Bison golf teams. The Bison rowing team has its own **Boathouse** located about 10 miles south of campus, along the scenic Susquehanna River. That is the only athletics facility that is not located within a short walk from the center of campus, but the rowing team has its own **erg room** next to Davis Gym. Completed in 2016 adjacent to Sojka Pavilion, the **Graham Building** is home to a new student health center and a state-of-the-art training center for the Bison wrestling team. The quality and location of these venues makes Bucknell one of the most sports-friendly campuses in the nation.



**SOJKA PAVILION**  
*Home of Bison basketball*




**KINNEY NATATORIUM**  
*Home of Bison swimming & diving and water polo*



**DAVIS GYM**  
*Home of Bison volleyball and wrestling*



**GERHARD FIELDHOUSE**  
*Home of Bison indoor track & field*



**CHRISTY MATHEWSON-MEMORIAL STADIUM**  
*Home of Bison football, men's lacrosse and outdoor track & field*




**GRAHAM FIELD AT HOLMES STADIUM**  
*Home of Bison field hockey and women's lacrosse*



**EMMITT FIELD AT HOLMES STADIUM**  
*Home of Bison soccer*



**VARSITY TENNIS COURTS**  
*Home of Bison tennis*



**DEPEW FIELD**  
*Home of Bison baseball*



**BECKER FIELD**  
*Home of Bison softball*




**BISON RIVER COMPLEX**  
*Home of Bison rowing*



**BACHMAN CENTER, BUCKNELL GOLF CLUB**  
*Home of Bison golf*



**GRAHAM BUILDING**  
*Home of Bison wrestling*







## BUCKNELL'S 17TH PRESIDENT DR. JOHN C. BRAVMAN

John Bravman, a highly respected academic leader and distinguished professor of engineering, became the 17th president of Bucknell University on July 1, 2010. Under his leadership, the University has experienced some of the most significant achievements in its 173-year history.

Bravman led the University to the successful conclusion of its most ambitious fundraising campaign ever — the \$500 million WE DO Campaign — on July 1, 2017. The University surpassed the half-billion-dollar goal with \$513 million raised, including more than \$170 million for financial aid endowment, and more than \$100 million for academic programs and support.

On the same day the University announced the conclusion of the campaign, it officially established its third college — the Freeman College of Management — positioning Bucknell to capitalize on its unique combination of academic breadth in a highly personalized, undergraduate, living-learning environment.

Bravman has prioritized the University's ongoing efforts to strengthen the campus culture and deepen its commitment to providing students with an exceptional academic experience that leads to a lifetime of personal and professional success. In 2018, with broad input from faculty, staff and students, Bravman spearheaded a new Strategic Plan, which was approved unanimously by the University Board of Trustees in spring 2019. The University's first new Strategic Plan in 13 years, it will serve as a blueprint for reaching institutional goals for academics, residence life, diversity and inclusion, accessibility, and environmental and financial sustainability, ensuring Bucknell's leadership in higher education for generations to come.

Bravman has also reaffirmed Bucknell's commitment to providing an exceptional residential learning experience through numerous improvements to the University's physical campus. They include: Academic West, a home for the social sciences; the South Campus Apartments, comprising four residence halls and MacDonald Commons; the Graham Building, a new building housing student health, the Counseling & Student Development Center, and a state-of-the-art wrestling facility; the renovated Carnegie Building, which



houses student and faculty support offices; Hildreth-Mirza Hall, home of the University's Humanities Center, the Griot Institute for the Study of Black Lives & Culture, and the Bucknell Press; and Academic East, a new facility providing additional space for engineering and the Department of Education, which will open in August 2019. In summer 2019, Bucknell began construction of a home for the Freeman College of Management and the Department of Art & Art History, which is scheduled to open in January 2021.

Off campus, John continues to strengthen ties between the University and the region. Since his arrival, Bucknell has renovated several properties in downtown Lewisburg, including the Campus Theatre, the Post Office Building and the DeWitt Building, which is home to the University's Entrepreneurs Incubator, Small Business Development Center and the Samek Art Museum's Downtown Gallery.

Born in 1957, John grew up in New York City and on Long Island. He completed his bachelor's, master's and doctoral degrees in materials science and engineering at Stanford. He has published more than 160 peer-reviewed articles and has been cited in nearly 5,000 publications by scientists and engineers around the world. A tenured professor of electrical engineering, John has taught primarily in the fields of materials structure and analysis, thin-film mechanical phenomena, microelectronic reliability and high-temperature superconductivity. He recently patented two coatings that may make coronary stents safer for heart-disease patients. In December 2016, John was elected chair of the Geisinger Health System Foundation Board of Directors. In April 2018, the Board of Trustees unanimously voted to extend his contract through June 2025.

John is married to Professor Wendelin Wright, who holds a joint appointment in the mechanical and chemical engineering departments at Bucknell. They have two young sons, Cole and Cooper. He has two older sons, Christopher and Matthew.



## BUCKNELL OPERATIONS AND MANAGEMENT GROUP



**RAQUEL MEYER  
ALEXANDER**  
Dean of Management



**AMY BADAL**  
Dean of Students



**PARAM BEDI**  
Vice President for Library  
& Information Technology



**BILL CONLEY**  
Vice President for  
Enrollment Management



**GAIL GLOVER**  
Vice President for  
Communications



**PIERRE JOANIS**  
Vice President for  
Human Resources



**CAROL KENNEDY**  
Executive Director of  
the President's Office,  
University Secretary



**PATRICK MATHER**  
Dean of the College of  
Engineering



**ELISABETH  
MERMANN-JOZWIAK**  
Provost



**ROBERT MIDKIFF**  
Vice Provost



**KEN OGAWA**  
Associate VP for  
Facilities &  
Sustainability



**SCOTT ROSEVEAR**  
Vice President for  
University Advancement



**DAVID SURGALA**  
Vice President for Finance  
& Administration



**JERMAINE TRUAX**  
Director of Athletics &  
Recreation



**KARL VOSS**  
Dean of the College of  
Arts & Sciences



## JERMAINE TRUAX DIRECTOR OF ATHLETICS & RECREATION

Jermaine Truax assumed the duties of director of athletics & recreation at Bucknell on July 1, 2018. Truax (pronounced TRUE-axe) was previously Loyola University Chicago's deputy director of athletics.

Truax's first year in Lewisburg was a success, both competitively and in the continuation of Bucknell's outstanding record of accomplishment in the area of scholar-athlete metrics. He watched the Bison women's basketball and women's cross country teams lift Patriot League championship trophies, with several other programs also in contention for league titles. Truax oversees a Division I program that ranked fifth nationally in student-athlete graduation rate in the most recent survey, while also easily surpassing the NCAA requirements for Academic Performance Rate (APR).

Additionally, Bison Athletics set a fundraising record-total of \$2,910,140 in annual support during the past fiscal year, amassing more than \$530,000 with its "One Herd One Day" 24-hour giving challenge where over 2,100 donors participated. Truax has revamped the external relations and development teams, creating two new administrative positions: a senior associate athletics director for development and an assistant athletics director for brand advancement. Truax has led the effort in increasing revenue through annual support and improved branding, marketing, and ticketing for Bison Athletics.

Truax hired three new head coaches during his first year at the helm. Dave Cecchini, one of the all-time great wide receivers in Patriot League history was hired as the 27th Bob Odell Head Football. In 2014, Cecchini took over a Valparaiso football program that had won just three games, all against the same opponent, in the four seasons before his arrival. The 2017 campaign saw Valparaiso reach new heights thanks to a potent offense that totaled 330 points and 4,398 yards, both good for second in school history. Picked to finish 10th of 11 teams in the Pioneer Football League, Valparaiso tied for third with a 5-3 record, its most league wins since 1961. Overall, Valparaiso finished above .500, at 6-5, for the first time since 2003. For guiding Valparaiso's turnaround, Cecchini was a finalist for the American Football Coaches Association's FCS National Coach of the Year and the STATS FCS Coach of the Year awards. He was voted as the Pioneer Football League Coach of the Year and the AFCA FCS Region 4 Coach of the Year.

Trevor Woodruff, who compiled a 113-10 record and four conference championships over the previous four years as head coach at the University of Scranton, was named the head women's basketball coach at Bucknell in April of 2019. Woodruff was twice named Landmark Conference Coach of the Year, earning the award for the first time while leading Scranton to a 30-1 record, including a 30-game winning streak, in his first season, and then again in his third season.

Former Valparaiso head coach Tammy Cecchini was hired to lead the Bison women's tennis team. In 2017-18, Valpo posted its highest win total since 2006-2007 while winning a combined 73 singles matches and 38 doubles matches. Cecchini helped Jelena Vujanic to a Missouri Valley Conference individual title at No. 1 singles in 2018, which represented the school's very first MVC champion in any sport.

Truax's leadership and vision were widely recognized within collegiate athletics prior to his arrival at Bucknell. In 2016, he was selected as one of 23 participants in the National Collegiate Ath-



letics Association's (NCAA) Pathway Program. He also participated in the Sport Management Institute, and NACDA's Senior Administrators Mentoring Institute. Truax is a regular speaker at NACDA and the Collegiate Athletics Leadership Symposium (CALs). He also has assisted with the Collegiate Coaching Consortium during the Men's Basketball Final Four where he has offered advice to top assistant basketball coaches who aspire to become head coaches. Truax was the inaugural Rising Star Award recipient, which the National Association for Athletics Compliance gives in recognition of compliance professionals considered to be emerging leaders within the profession.

Truax is a member of the Football Championship Subdivision (FCS) selection committee and is one of 10 FCS athletic directors tasked with determining the 24-team FCS playoff bracket. He also serves as Chair for the football athletic directors in the Patriot League.

At Loyola Chicago, Truax was the deputy athletics director where he oversaw day-to-day operations of the athletics department and served as the sport administrator for all of its athletics programs including assisting with the administration of the men's basketball team that captured the nation with its Final Four run during the 2018 Campaign. Prior to Loyola Chicago, he spent five years at Bowling Green State University, where he served as associate athletics director for compliance and administration. He also served as St. Bonaventure University's director of compliance and coordinator of internal operations. Additionally, Truax has experience working in player personnel and operations for both the San Jose SaberCats (Arena Football League) and the Buffalo Bills. He also served as assistant football coach at Alfred State University.

Truax is a former football student-athlete at Edinboro University, where he earned a degree in health & physical education. He also holds a master of science degree in sport management from Slippery Rock University and is pursuing a doctorate in education from Bowling Green. Jermaine and his wife, Nimra, have three children.



## WHAT THEY ARE SAYING ABOUT JERMAINE TRUAX:

**Porter Moser (Head Men's Basketball Coach, Loyola University Chicago)**

*"Jermaine understands what it takes to run a successful program with integrity at an elite academic institution. He has built tremendous relationships since his arrival at Loyola Chicago that have increased support on numerous levels, and I am confident he will do the same at Bucknell University. While he will be missed, I could not be more excited for him. I look forward to seeing Bison Athletics under his leadership."*

**Greg Christopher (Athletic Director, Xavier)**

*"Congratulations to Bucknell for hiring a rising star. In an industry that needs good people in leadership, Jermaine is someone who will make college athletics better. He has the perspective of a former student-athlete, with experience in virtually every facet of our profession. He's more than ready for this opportunity, and it will be exciting to watch Jermaine lead Bucknell forward."*

**Barry Bimbi (Head Women's Soccer Coach, Loyola University Chicago)**

*"Jermaine is a very detail-oriented person with great communication skills, and he always has the best interest of the student-athlete in mind. Bucknell University is getting a great leader and an even better person to lead their athletic department."*

**Dino Babers (Head Football Coach, Syracuse)**

*"Jermaine is an outstanding selection to lead Bison Athletics. He is a talented athletics administrator who is passionate about the student-athlete experience. He will also support coaches at a high level as they pursue excellence within their programs. I am happy for Jermaine and his family to be joining Bucknell University where he is poised to lead its programs to new heights."*

**Kerrie Turner (Head Women's Gymnastics Coach, Bowling Green)**

*"Jermaine was essential in athletics administration at Bowling Green State University and directly impacted my ability to improve and be effective as a head coach. In addition, his guidance helped our program become a premier gymnastics program in the Mid-American Conference. Jermaine excels in developing professional relationships within athletics, across campus and beyond due to his outstanding leadership skills and problem-solving mindset. He is the athletic administrator coaches hope to have the opportunity to work with during their coaching tenure. I am so pleased for Jermaine and his family. He continues to serve as a mentor, a resource and a friend."*





## BUCKNELL ATHLETICS ADMINISTRATIVE TEAM



**JERMAINE TRUAX**  
Director of Athletics & Recreation



**TIM PAVLECHKO**  
Deputy Director of Athletics



**MAISHA KELLY**  
Senior Associate  
Director of Athletics for Development & Senior Woman Administrator




**JEN KENTERA**  
Senior Associate  
Director of Athletics for Leadership Development



**TODD NEWCOMB**  
Senior Associate  
Director of Athletics for External Affairs & Bison Club



**TERRIE GRIEB**  
Associate Director of Athletics for Business & Team Services



**DAN ISAF**  
Associate Director of Athletics for Compliance & Student Services



**KAREN LANDIS**  
Associate Director of Athletics for Recreation Services



**CHAD MASON**  
Associate Director of Athletics for Operations & Events



**JON TERRY**  
Associate Director of Athletics for Athletic Communications



**IAN WOOD**  
Associate Director of Athletics for Sports Medicine



**IAN DYE**  
Assistant Director of Athletics for Aquatics & Auxiliary Services



**TBA**  
Associate Director of Athletics for Administration



**TBA**  
Assistant Director of Athletics for Operations & Events

## ATHLETICS MISSION STATEMENT

The Department of Athletics and Recreation strives to set the standard of excellence for intercollegiate and intramural programs in higher education, thereby advancing and drawing attention to the mission, core values, and educational goals of Bucknell University.

The Department believes that student-athletes' academic programs must be their first priority. It is therefore committed to maintaining Bucknell's high national ranking for student-athletes' graduation rates and for producing Academic All-Americans, and to continued leadership of the Patriot League in Academic Honor Roll nominations, based on grade-point averages. The coaches' and staff's paramount responsibility is maintaining academic priorities and supporting student-athletes' education, even while providing the rigorous and serious NCAA Division I athletic opportunities Bucknell student-athletes seek.

Further, the Department promotes the personal growth of student-athletes and the general student body by encouraging personal health, development, and balance among intellectual, social, civic, and physical pursuits; by celebrating challenge and



competition; and by preparing participants for service and leadership in the world. Coaches and staff direct a rich array of athletic programs and recreational opportunities aimed at increasing student engagement, as well as strengthening character, healthy living, teamwork, sportsmanship, and spirit. In creating shared experiences for students, faculty, and staff, as well as alumni, family, and friends, the Department's programs add substantially to Bucknell's sense of community and foster life-long relationships with Bucknell.

The Department embraces the University's decision to compete at the highest extramural

level, in Division I of the National Collegiate Athletic Association (NCAA). Division I membership is valuable not only because this level of competition maximally challenges student-athletes, but also because it signals clearly Bucknell's high standards and seriousness of purpose in all extracurricular endeavors and it helps position Bucknell apart from other National Liberal Arts Colleges. Likewise, the competitive success the Department seeks, measured in part by consistent contention for the Patriot League Presidents' Cup, reflects positively upon Bucknell's student-athletes and the University alike, and it brings distinction and national recognition to Bucknell.

A student-centered operation, the Department is committed to providing equitable opportunities to women and men, as well as members of minority and majority groups of all kinds. The Department subscribes to, and complies with, all principles and regulations of the Patriot League, the Eastern College Athletic Conference, and the NCAA.

The department is proud that so many of today's exemplary Bison scholar-athletes will be tomorrow's outstanding leaders.





Two of Bucknell's all-time great centers — Chris McNaughton & Mike Muscala — get together at the 2016 Celebration of Bison Basketball Dinner.



In addition, the Bison Club sponsors the Bucknell Athletic Hall of Fame, which now includes 270 members.

Todd Newcomb, Bucknell Class of 1988, is in his 19th year as the director of the Bison Club. He is the second full-time director of the organization since it was founded nearly 50 years ago, following Jim Campbell, who served in that capacity for 11 years before retiring in the summer of 2000. In addition to his duties as senior associate director of athletics for external affairs, Newcomb coordinates fundraising efforts for all 27 men's and women's varsity sports, alumni functions and special events.

Working closely with Newcomb and the director of annual giving to identify and solicit new annual donors to the Bison Club are senior leadership gifts officer Tom Harvey and annual giving officer David Marble. In addition, nine-year senior administrator Maisha Kelly has taken on a new role this year as senior associate director of athletics for development, where she will be another key liaison between Bison Athletics and University Advancement.

For more information on supporting the Bison Club, please call Todd Newcomb at 570-577-1771.

THE BISON CLUB SUPPORTS

- Baseball
- Men's Basketball
- Women's Basketball
- Cheerleading
- Men's Cross Country
- Women's Cross Country
- Field Hockey
- Football
- Men's Golf
- Women's Golf
- Men's Indoor Track and Field
- Women's Indoor Track and Field
- Men's Lacrosse
- Women's Lacrosse
- Men's Outdoor Track and Field
- Women's Outdoor Track and Field
- Women's Rowing
- Men's Soccer
- Women's Soccer
- Softball
- Men's Swimming and Diving
- Women's Swimming and Diving
- Men's Tennis
- Women's Tennis
- Women's Volleyball
- Men's Water Polo
- Women's Water Polo
- Wrestling
- Athletic Training

Bucknell has continued its long tradition of academic and athletic excellence in large part because of the Bison Club, which provides support for all of Bucknell's varsity intercollegiate athletics programs.

Membership in the Bison Club helps the Bucknell athletics programs defray expenses of recruiting, equipment purchases and team travel. In 2018-19, the Bison Club a new record with \$2.91 million in donations raised from more than 4,100 unique donors.

The Bison Club also sponsors the annual Senior Athletic Awards Banquet, one of the highlights of the athletic year at Bucknell. At the banquet, each qualified senior student-athlete is presented with a Bucknell ring or watch in recognition of his or her achievements. Special awards honor the most outstanding student-athletes in the senior class.

BISON CLUB MEMBERSHIP BENEFITS

**Todd Newcomb, Sr. Assoc. AD/External Affairs**  
570-577-1771/tnewcomb@bucknell.edu  
**Maisha Kelly, Sr. Assoc. AD/Development**  
570-577-1712/mrp016@bucknell.edu  
**Tom Harvey, Senior Leadership Gifts Officer**  
570-577-3459/teharvey@bucknell.edu  
**David Marble, Annual Giving Officer**  
570-577-2701/dm046@bucknell.edu

	Athletic Director's Council \$10,000 and above	Coaches' Council \$2,500 to \$9,999	Orange & Blue Club \$1,000 to \$2,499	Victory Club \$500 to \$999	Varsity Club \$250 to \$499	Fan Club \$100 to \$249
Tax Deductible Donation	1	1	1	1	1	1
Bison Club Lapel Pin (new members only)	1	1	1	1	1	1
Bison Club Magnet	1	1	1	1	1	1
Bison Roundup Newsletter	1	1	1	1	1	1
Postgame Basketball Receptions, Football Tailgate	1	1	1	1	1	1
Football & Basketball Game Program Recognition	1	1	1	1	1	1
Football Parking Pass*	1	1	1	1	1	1
Basketball Parking Pass* (\$750 donation required)	1	1	1	1	1	1
KLARC Fitness Membership Priority	1	1	1	1	1	1
Invitation to Senior Recognition Dinner	1	1	1	1	1	1

\* must also be a season-ticket holder





# THE BACKCOURT CLUB

Membership from June 1, 2018 through July 31, 2019. For information on how to join the Backcourt Club, call (570) 577-1771. Bucknell's staff and players would like to thank these individuals for their continued support of the Bison Family!

## COMPANIES

Absolute Commercial Cleaning Services  
 All Star Bagels Lewisburg, LLC  
 American Endowment Foundation  
 Benevity  
 BZ Motors Chrysler, Inc.  
 Coldwell Banker Penn One Real Estate, Inc.  
 Fidelity Charitable Gift Fund  
 Fil-Tec, Inc.  
 Goldman, Sachs & Co.  
 Jersey Mike's Subs  
 Johnson & Johnson Contribution Fund  
 Kelly Hospitality, LLC  
 Leakas Quality Foods, Inc.  
 Mancini's Italian Restaurant  
 Marks, McLaughlin & Dennehy  
 Matty's Sporthouse Grill  
 New Hardscrabble Corporation  
 Original Italian Pizza VF Inc.  
 Oristaglio Family Foundation  
 Richard L. Yuengling Jr. Foundation  
 Robert Half International  
 Service 1st Federal Credit Union  
 Silvertip, Inc.  
 Sunbury Broadcasting Corporation  
 Susquehanna Transit Company  
 T. Rowe Price Program for Charitable Giving  
 The Sotos Law Firm, PC  
 UGI Utilities, Inc.  
 Vanguard Charitable  
 Wendy's

## INDIVIDUALS

Peter F. and Cynthia L. Ackley  
 Michael J. '76 and Robin (Miller) '78 Aleksinas  
 Glenn R. and Raquel M. Alexander  
 Steven M. and Kimberly B. Allen  
 Gerald A. '87 and Michelle R. Altilio  
 Jaye C. '85 and Andrea (Sears) '87 Andrews  
 James G. and Patricia Apple  
 Frank Arentowicz '69 and Sara R. Nichols  
 Keith C. Arnold '86  
 Roger S. '71 and Gail (Grunewald) '71  
 Arrowsmith  
 Nancy Asher  
 Cameron A. Ayers '14  
 Bentley and Eileen Bailey  
 Bryan J. Bailey '02  
 Matthew Banas '16  
 Ronald J. '87 and Kathleen (Trombacco) '87  
 Bangs  
 Brett R. Barrick  
 Robert R. '80 and Leslie (Adams) '83 Barry  
 Milton E. Baxter '00  
 David W. Bechtel  
 Keane A. Bell '91  
 Brenden L. '94 and Michele (Mourikis) '94  
 Benjamin  
 Ronald L. '67 and Patricia Benjamin  
 Stuart E. '59 and Betty Berelson  
 Kevin A. Bettencourt '06  
 Ronald P. '69 and Ruth (Ralph) '69 Billings  
 Chris Bingaman  
 William D. '67 and Karen (Lang) '67 Black  
 Kevin R. Blackwell '85  
 Daniel L. '03 and Angela Blankenship  
 Garfield W. Boon '11 and Brittany Manning  
 Albert Bothe and Jacquelyn Paul  
 Donald H. and Nancy M. Bowman  
 Suzanne L. Brantlinger  
 Jordan D. Brodsky '10  
 Raymond R. Bures '80  
 George R. Burman '73  
 Robert S. '82 and Lizabeth (Roberts) '82 Burney  
 Stephen G. Burton '85  
 Cynthia L. Cali  
 Charles B. Carroll '68 and Carol B. Swarner

James F. '69 and Marnie Carson  
 Mark P. Casey '90  
 Joseph G. '99 and Jeannette (McKee) '01  
 Catanzaro  
 Victor P. '70 and Bonnie M. Cegles  
 Kenneth W. '58 and Virginia Cestari  
 Scott L. Chesky '94  
 Anne (McGee) '69 Chiccino  
 Forrest S. '88 and Gioia C. Chilton  
 Matthew D. '93 and Natalie Clark  
 Roger J. '59 and Carolyn Connors  
 Stephen G. Connor '84  
 Richard A. '84 and Kristen (Brown) '86  
 Constable  
 Robert B. Cook and Kathleen Graham  
 Donald C. and Patricia T. Cowles  
 Noel K. Curtis  
 Harold M. Danzig '59  
 Mark D. '74 and Kathy Davies  
 Frederick G. '74 and Lizanne H. Davis  
 Michael S. Davis '64  
 Nathan M. Davis and Jeanette M.  
 Johnson-Davis  
 William D. '62 and Elizabeth Dearstyne  
 Brian C. DeWitt '85  
 Kenneth A. Doak '71  
 Donald '54 and Glenn Dobbs  
 Laura Doherty  
 John B. and Suzanne Donahoe  
 Robert J. '62 and Lynne (Watson) '64 Donaldson  
 William P. '81 and Jennifer Douglas  
 Dorothy V. Douglas  
 Robert S. '66 and Patricia L. Douglass  
 Robert J. '64 and Carolee Dretar  
 Patricia A. Drobnek '73  
 W. Christopher Drown '93  
 Leo Eisner '56  
 David D. '56 and E. Patricia Ekedahl  
 LaPhonso D. and Jennifer Ellis  
 Bruce A. Ershler '76  
 David R. '61 and Carol (Smith) '63 Evans  
 David E. Farquhar '42  
 Charles E. '69 and Michele (Mansuy) '69 Farver  
 Michael K. Feigenbaum '62  
 W. Keith '91 and Lisa A. Fenton  
 Michael D. '83 and Pamela H. Ferguson  
 Roger L. '81 and Cheryl (Cole) '82 Fiery  
 Matthew B. '10 and Lynn (Kennelly) '10 Fiery  
 John C. Filippini '65  
 Dale and Pamela (Silkworth) '72 Finn  
 Richard A. '56 and Nancy J. Fisher  
 Cynthia (Griffin) '76 Flackman  
 David W. Flamberg '66  
 Patrick J. '80 and Patricia (Struble) '86 Flannery  
 Alan D. Ford '71  
 Raymond E. Fornwald '47  
 John S. and Elizabeth (Kilbury) '59 Foster  
 Richard A. Frick '68  
 John E. Friend '66  
 J. Craig Fuehrer '66  
 Norman E. '63 and Mary Lou (Roppel) '64  
 Garrity  
 David G. '90 and Wendy (Locke) '92 Garrity  
 Gerald T. '76 and Cynthia Gates  
 Jason P. '92 and Ewa Glazer  
 Kihlon N. '96 and Lynn Golden  
 John R. Gotaskie M'70  
 John J. '08 and Brianna N. Griffin  
 Joshua L. and Jessica E. Grill  
 Steven Gutman '70 and Dee Ann Pries  
 Christina C. Harder  
 F. Ellis Harley '59  
 Brian V. Harpster '73  
 Brian P. '76 and Nancy Harris  
 Robert B. '58 and Patricia (Reish) '59 Hemphill  
 Michael C. Hepburn '80  
 William R. '73 and Susan Hicks

Jon-Robert Holden '98  
 John C. Hoover '82  
 Craig Hunter  
 Richard R. Johnson '55  
 Thomas H. Johnson '63  
 Hood C. '72 and Patricia (Hellyer) '73 Johnston  
 Colin E. Kane '96  
 Valter Karavanic '00  
 Eric A. and Carol (McLaughlin) '96 Kennedy  
 Richard C. '72 and Robin (Hummel) '74 Kenner  
 Timothy B. and Heidemarie King  
 Robert J. King M'72  
 David W. '81 and Barbara A. Kirkpatrick  
 Leonard E. Klebanoff '79  
 Lawrence S. '69 and Cheri T. Klock  
 Thomas E. Knuth '80  
 Richard N. '68 and Dana (Sarjeant) '70 Koplik  
 Robert H. and Sharon S. Kribbs  
 Boakai Lalugba '03  
 Donald L. Lampus '62  
 Probesse '12 and Hillary (Payne) '12 Leo  
 Ivor F. Lewis '72  
 Rory J. and Cheryl B. Lindgren  
 Stephen G. and Susan G. Lutz  
 Robert L. '67 and Geraldine R. Marks  
 Hugh L. Marshall '72  
 Peter J. Martin '12  
 John D. '94 and Alicia (Kassatly) '95 Martine  
 Alexander '64 and Molly McClinchie  
 Brian P. '89 and Patricia (Beers) '89 McGlinchey  
 Wanda L. McGlinchey  
 Elizabeth S. Meeks  
 Clifford K. '61 and Ruth A. Melberger  
 Francis J. Menapace  
 Jeffrey A. Miller '76  
 Arthur J. Miller '73  
 Bruce D. and Laurie R. Moore  
 Philip J. '64 and Karen Morgan  
 John D. Moriarty '94  
 Michael P. Muscala '13  
 Donald W. '61 and Marian R. Myers  
 Geoffrey P. '54 and Barbara (Folk) '56 Mynott  
 Todd A. Newcomb '88 and Heather Dawson  
 Paul J. and Yvette Newman  
 Darryl L. Novak '63  
 Steven P. '80 and Mandy O'Brien  
 Kim R. '69 and Melinda R. Onsdorff  
 Robert S. and Sophia S. O'Reilly  
 William Oreskovich  
 Stephen M. '77 and Jeryl L. Oristaglio  
 James R. Pangburn '84  
 Barry T. '54 and Ann C. Parker  
 Joseph M. '88 and Donna Pastore  
 Mark M. Patkus '83  
 William R. Peterson '71  
 Russell J. '93 and Yani (Lettman) '93 Peyton  
 Donald Pfeiffer  
 Eric C. '77 and Laura Picht  
 Gerald S. Piltzer '80  
 Samuel '56 and Susan L. Posner  
 William M. '70 and Jenny R. Radcliffe  
 Jeffrey and Debra C. Ranck  
 Dale E. Ranck '51  
 Craig S. '76 and Catherine S. Ranck  
 James L. Randecker M'78  
 Kenneth T. '84 and Bonnie (Collinge) '84 Rankin  
 David C. '84 and Stacey (Spitko) '88 Reeder  
 Stephen P. '74 and Janice Renock  
 Joseph Reschini '94  
 Frederick A. Ressler '74  
 Donald L. '60 and Diane Rigg  
 Anthony D. '60 and Lee Rinaldo  
 Edward M. '86 and Cherisse D. Robinson  
 John S. Rodgers '67  
 Sheryl A. Rose '85  
 Scott G. and Courtney Rosevear  
 Richard B. Roush '51

Richard M. '87 and Linda Ruedy  
 William J. and Martha (Stengel) '78 Ryan  
 Robert W. Salankiewicz '58  
 Robert T. Schmidt '71  
 Vincent E. '81 and Teresa E. Schoeck  
 Frank J. '83 and Maria F. Schreiner  
 Bruce C. '72 and Kathy Schuessler  
 Gary A. '86 and Holly M. Scott  
 Willard J. '58 and Phyllis (Gilman) '58 Scott  
 David C. '93 and Anne Scott  
 Robert J. and Jennifer S. Sechan  
 Michael J. '01 and Eleana (Calderone) '01 Seek  
 Richard L. and Kristin B. Selvala  
 William H. and Hope R. Shaffer  
 Darryl T. '11 and Sandra (Moreno) '12 Shazier  
 Penn P. '53 and Marilyn (Pieper) '59\* Shelley  
 Larry D. and Nancy (Albright) M'90 Shinn  
 Graham C. and Ronda Showalter  
 Stephen M. Sigi '80  
 Michael A. '87 and Lisa S. Silver  
 Ronald S. and Patricia B. Sloan  
 Douglas G. '84 and Ellen L. Smith  
 Robert A. '69 and Barbara (Meseroll) '71 Smith  
 Byron M. Snyder '57  
 Steven D. '78 and Robin M. Snyder  
 David C. '98 and Jocelyn M. Sobeck  
 Gary A. and Sandra Sojka  
 James E. '69 and Janet (Clark) '68 Soller  
 James G. and Katy J. Sotos  
 Walter R. Speck '58  
 James S. '53 and Susan H. Speers  
 J. Edgar '48 and Betty Ann Spielman  
 Robert C. Sprout '49  
 Cory E. Starkey '15  
 David L. Steigerwald '96 and Lori (Houck) '00  
 Houck Steigerwald  
 Joseph B. '62 and Elaine L. Steiner  
 Robert J. Stolz  
 Jeffrey A. Stopko '84  
 Richard J. Strassfield '75  
 Barbara (Bauer) '56 Tanner  
 Ardell Terry & James Aptsides  
 Rajkumar Thangavelu '98  
 Harold W. Thomas '74  
 Dwayne C. Toomer and Tracey A.  
 Martin-Toomer  
 Grant D. '89 and Beth C. Tormey  
 Michael '63 and Debbi-Lyn Trager  
 Bradley N. Tufts  
 Kenneth A. '62 and Gail (Carson) '62 Twiford  
 Stephen A. Tyree '10  
 Ralph A. Varner  
 Keith A. and Kathleen M. Vegotsky  
 Sid and Erin M. Velandy  
 Mark C. '06 and Elisabeth (Salemme) '06 Walker  
 David E. '56 and Joanie Wallis  
 J. Bruce '68 and Christine (Riegle) '69 Walter  
 John S. Webber '52  
 Frank J. '68 and Alves (Gray) '68 Weirman  
 Anna M. Weist  
 Thomas W. '97 and Karen (Horn) '97 Welch  
 Kevin H. '04 and Jennie S. '07 Welch  
 Kevin B. Wenk '96 and Kristen Filippone  
 David J. '85 and Deborah West  
 Christopher M. Wetzel '99  
 Homer W. '58 and Linda Wieder  
 David R. Wilkinson '56  
 Joseph P. Williams '69 and Pam Sandine  
 Douglas C. '63 and Jane Williams  
 Larry J. and Judy E. Wilson  
 Richard D. Wilson '75  
 Allen and Mary E. Yearick  
 Richard L. Yuengling  
 Martha H. Zeller





# THE SUCCESS CONTINUES

*Bucknell basketball alumni have taken their "game" into the worlds of business, education, industry, etc., and have proven a formidable opponent in those arenas as well. To make mention of all the success stories of Bucknell alumni since they hung up their high tops would take this entire media guide and then some, but here is a listing of some of those players and their endeavors after their basketball careers:*

Name	Class	Current/Former Position(s)
Doug Allen	1988	Management Professor - Bucknell University
Enoch Andoh	2012	Corporate Partner Sales - Seattle Sounders FC
Jaye Andrews	1985	Basketball Coach, Teacher - Greenhill School (Texas)
Bryan Bailey	2002	Assistant Coach, Player Development - Utah Jazz
Patrick Behan	2010	Head Basketball Coach - St. John's College High School
Jeremiah Bennett	2004	Principal - Lewisburg School District
Seymour Berger	1944	Former VP/Director - The Topps Co., Inc.
Kevin Bettencourt	2006	Head Coach - Endicott College
Kevin Blackwell	1985	Senior Research Associate - U.S. Government
Dan Blankenship	2003	Managing Director - Barclays
G.W. Boon	2011	Test Engineer - Modern Technology Solutions, Inc.
Mike Bright	1993	Executive Director - YMCA
Donald Brown	2007	Director of Basketball Sport Performance - VCU
Willie Callahan	1999	President & COO - Infinity Technology, LLC
Victor Cegles	1970	Athletic Director - Long Beach State University
Craig Cody	1983	President - Waste Connections, Inc.
Mike Corrigan	1957	President/COO - Stanwell Financial; CEO - Corstan, Inc.
Bill Courtney	1992	Assistant Men's Basketball Coach - University of Miami
Michael Fadden	1962	President/COO - Gateway Energy Corp., Inc.
Charles Farver	1969	General Manager - Cardinale Estate
Keith Fenton	1991	Executive Director - Lauri Ann West Community Center
Pat Flannery	1980	Senior Development Officer, Former Head Basketball Coach - Bucknell University
Algin Garrett	1974	Chair - Medical College of Virginia
Kihlon Golden	1996	Manager of Quality Assurance - Portola Pharmaceuticals
Allan Greenman	1977	President - Holiday Inn Boardwalk Hotel
John Griffin	2008	Assistant Basketball Coach - Saint Joseph's University
William Hall	1975	Attorney - Winston & Strawn
Ellis Harley	1959	Retired - Assoc. VP for Finance - Bucknell Univ.
Chris Hass	2016	Client Analyst - Ayco, a Goldman Sachs Company
Tom Hauser	1999	Teacher/Coach - Atlee H.S., Mechanicsville, Va.
Michael Hepburn	1980	Finance/Business Manager - Janssen Pharmaceuticals
J.R. Holden	1998	Director of Player Personnel - Brooklyn Nets
Mark Janaskie	1985	Env. Manager - US Dept. of Energy
Bryson Johnson	2013	Assistant Coach - George Mason University
Michael Joseph	1990	Teacher/Coach - Hazleton Area School District
Valter Karavanic	2000	Sr. Principal Design Engineer - Skyworks Solutions, Inc.
Steven Kaspar	2015	Technology Manager - Nationwide Marketing Group
Patrick King	1992	Professional Basketball Agent - Germany
Richard Kniffin	1959	President - Viking Agency
Tom Knuth	1980	Surgeon - Jackson Memorial Hospital
Boakai Lalugba	2003	Former Professional Basketball Player - France
Charles Lee	2006	Assistant Coach - Milwaukee Bucks
Malik Malone	1991	Senior Account Executive - Learfield IMG
Darren Mastropaolo	2008	International Director - Crisis Text Line
Peter Matz	1960	Owner/President - IDA International
Thomas McLean	1978	Director of Operations - USA Track & Field
Chris McNaughton	2007	Former Professional Basketball Player - Germany
Patrick Moylan	1989	Banking & Finance - Guarantee Residential, London
John Murphy	1968	Orthopaedic Surgeon - Kaiser Perm.
Mike Muscala	2013	Professional Basketball Player - Oklahoma City Thunder
Scott Novacek	1977	Director/Owner - Goldlake Properties, Inc.
Nyambi Nyambi	2001	Actor - CBS sitcom "Mike & Molly"


Name	Class	Current/Former Position(s)
Paul Olkowski	1993	Art Director - Ammirati Puris Lintas
Lyman Ott	1962	VP - Hoechst Marion Roussel, Inc.
Russell Peyton	1993	Engineer - Motiva Enterprises, Del. City Refinery
Gerald Purnell	1978	District Court Judge, Worcester County, Md.
Edward Robinson	1986	Senior Advisor - Philanthropic Advisors, LLC
Chris Seneca	1987	VP of Sales - Ashley Furniture Industries
Fred Shehadi	1954	Chair/CEO - B. Shehadi & Sons, Inc.
Chris Simpson	1994	Attorney - Miles & Stockbridge
Bob Smith	1939	Textile Engineer - Invented "AstroTurf"
Walter Speck	1958	President - Speck Plastics, Inc.
Sam Stettler	1976	President - Marquis-Stettler Group, Inc.
Mark Treiber	1996	GM, People TV & Video - Meredith Corporation
Jason Vegotsky	2009	President and CRO - KushCo Holdings
Kevin Wenk	1994	Asst. VP - Merrill Lynch
Homer Wieder	1958	Senior VP - Penn State-Geisinger Medical Center
Joe Willman	2013	Former Professional Basketball Player - Netherlands
Jay Wright	1983	Head Men's Basketball Coach - Villanova University

## MUSCALA IS THIRD BISON NBA DRAFTEE

In June 2013 Mike Muscala capped off an historic night for Bucknell and the Patriot League when he was selected 44th overall in the National Basketball Association Draft. Muscala was officially picked by the Dallas Mavericks, but his rights were traded to the Atlanta Hawks.

Muscala was the third Bucknell men's basketball player to be drafted in the NBA. Al Leslie '81 was taken in the second round (37th overall) by the Indiana Pacers in 1981, and Jaye Andrews '85 was a seventh-round pick of the Philadelphia 76ers in 1985.

Muscala, who is now with the Oklahoma City Thunder, also became the third Patriot League player ever drafted, and the second in a matter of a few hours. Earlier in the evening, Lehigh's C.J. McCollum was picked 10th overall by the Portland Trailblazers. Colgate's Adonal Foyle was taken by the Golden State Warriors with the No. 8 pick in 1997.



## JAY WRIGHT LEADS 'NOVA TO NATIONAL TITLES

Under the direction of 1983 Bucknell graduate Jay Wright, the Villanova men's basketball team climbed back to the top of the college basketball world. Since arriving at Villanova in 2001, Wright has helped the Wildcats reach a number of milestones, including a then-school-record 28 wins in 2005-06, a Big East regular-season title, a first-ever No. 1 seed in the NCAA Tournament and three Final Four appearances. All of that was eclipsed in 2016, however, when Villanova captured the national championship in dramatic fashion. Kris Jenkins' buzzer-beater gave the Wildcats a 77-74 win over North Carolina in the title game. Villanova then captured another national title in 2018, beating Michigan in the final.

The national Coach of the Year in 2006 and 2016, Wright was a three-year letterman in basketball at Bucknell, where he received the Kribbs Award as team MVP in 1981-82 and the Musser Award for leadership in 1982-83. Wright was a freshman at Bucknell when former Bison coach Pat Flannery was a senior, and the two were publicly reunited in December 2005 when Wright brought his fourth-ranked Wildcats to Sojka Pavilion to play in front of the largest crowd in school history. Villanova prevailed, 79-60.

Before arriving at Villanova in 2001, Wright was head coach at Hofstra for seven seasons, where he led the Pride to a pair of America East titles. In August 2005 he served as head coach of the gold medal-winning U.S. team at the World University Games in Turkey. Wright was named USA Basketball Co-Developmental Coach of the Year after leading the U.S. to an 8-0 record.



## HOLDEN BECOMES BUCKNELL'S 4TH OLYMPIAN

Another unlikely chapter in the amazing basketball story of J.R. Holden unfolded in the summer of 2008, when the Pittsburgh native and 1998 Bucknell graduate suited up for Team Russia at the Olympic Games in Beijing.

Holden's underdog career path has been well-documented. First, he transformed himself from a lightly recruited guard into a 1,300-point scorer and a two-time First Team All-Patriot League selection at the Division I level. Holden had a successful and lucrative overseas career that took him to Latvia, Belgium, Greece and Russia. He became one of the top stars in European basketball, where he led the powerful CSKA Moscow team to the 2006 Euroleague title, and as a naturalized Russian citizen, he nailed the game-winning jumper to give Russia the Eurobasket 2007 title and a berth in the Olympics.

In Beijing he started all five games and averaged 38.6 minutes, 17.6 points and 4.8 assists per game. In his Olympic debut, he had 19 points in Russia's victory over Iran, then he added five points against Croatia, 25 against Lithuania, 20 against Australia and 19 against Argentina. Among all Olympians in pool play, he was the No. 5 scorer, and he also ranked No. 1 in minutes played and tied for third in assists.

Holden became Bucknell's fourth Olympian. The first was Dave Morley, who swam for his native Bahamas in the 1984 Olympics in Los Angeles. Cindy Ryder Matthes '88 competed for Team USA in rowing at the 1992 Olympics in Barcelona, while rower Brett Wilkinson '98 was also a member of Team USA at the 2004 Games in Athens.







**OFFICE OF ATHLETIC COMMUNICATIONS**



**JON TERRY**

Associate Director of Athletics  
Director of Athletic Communications  
OFFICE: (570) 577-3121  
CELL: (570) 850-9603  
E-MAIL: terry@bucknell.edu

**JEN DOBIAS**

Assoc. Dir. of Athletic Communications  
OFFICE: (570) 577-3488  
E-MAIL: jmd056@bucknell.edu

**BEN BLUMENTHAL**

Asst. Dir. of Athletic Communications  
OFFICE: (570) 577-1835  
E-MAIL: beb019@bucknell.edu

**COLE CLOONAN**

Athletic Communications Assistant  
OFFICE: (570) 577-1227  
E-MAIL: cc061@bucknell.edu

**OFFICE OF ATHLETIC COMMUNICATIONS**  
Bucknell University  
Langone Athletics & Recreation Center  
Lewisburg, PA 17837



**COVERING THE BISON**

The Bucknell University Office of Athletic Communications looks forward to working with members of the media during the 2019-20 basketball season. This guide has been published to assist media members in their coverage of Bison basketball. Additional information, including press releases, photographs, etc., is available upon request. To receive press notes and releases via e-mail throughout the season, please contact Jon Terry in the Office of Athletic Communications. If at any time during the season you have any questions regarding Bucknell's media policies, please do not hesitate to contact the Office of Athletic Communications.

**CREDENTIALS**

Media credentials are required for Bucknell home games and are issued to working members of the press only.

Season credentials will be granted to members of the media that cover Bucknell basketball on a regular basis. Requests for single-game credentials should arrive no later than 24 hours prior to the game. All single-game credentials will be left at the media will call table in Sojka Pavilion.

All requests for credentials should be made to:

Office of Athletic Communications  
Bucknell University  
Lewisburg, PA 17837  
E-Mail: terry@bucknell.edu  
Phone: (570) 577-3121

**MEDIA SERVICES**

Working media at Sojka Pavilion will receive:

- Free wi-fi
- Game program, pregame notes, media guides
- Complete halftime statistics ("live" stats available online at BucknellBison.com)
- Complete final statistics, shot chart and play-by-play
- Out of town scores

**WI-FI/TELEPHONES**

Wireless internet access is available free of charge in Sojka Pavilion. Please see a member of the Athletic Communications staff for assistance if needed. Telephones are available in the Sojka Pavilion media room, located just off the playing floor on the south side of the building, and may be used on a first-come-first-served basis.

**VISITING RADIO**

There are two courtside locations for electronic media in Sojka Pavilion, one of which is reserved for the Bison Sports Network. The remaining spot will be reserved for the "official" station of the visiting team, as designated by that institution's director of athletic communications. If there are more than two electronic media organizations broadcasting the game, then at least one broadcast crew may have to work from an auxiliary position, space permitting.

Permission to broadcast games is granted through the Bucknell Office of Athletic Communications, and arrangements for use of a phone line or Ethernet connection should be made at least one week prior to a game. Bucknell reserves the right to deny any access to organizations giving less than one week's notice of intent to broadcast.

ALL long distance calls must be made using a credit card, or placed to a toll-free number.







**KEEP UP WITH THE BISON AT BUCKNELLBISON.COM**

Bucknell's athletics website — BucknellBison.com — is the fastest and easiest way to locate up-to-the-minute information on all 27 Bison athletic programs. The site is designed to provide fans and media alike user-friendly access to Bison Athletics. Some of the many features of the basketball page include:

- Bison rosters and schedules
- Latest press releases
- Game recaps and boxscores
- Player and coach bios
- Complete statistics
- On-demand video interviews and highlights
- Live radio broadcasts
- Live stats for all home games
- Game notes for each contest
- Feature stories
- Information on Sojka Pavilion
- Online ticket office
- Online donations to the Bison Club
- Mobile & tablet accessibility
- Much, much more!



**PHOTO POLICY**

Photo credentials are issued only to accredited photographers on assignment. Per NCAA rules, photographers are not permitted behind the team bench areas.

**PHOTO LIBRARY**

The Bucknell Office of Athletic Communications maintains a digital photo library for its student-athletes, and head shots and action photos are available on request. For more information, contact Jon Terry at (570) 577-3121.

**POSTGAME INTERVIEWS**

Postgame interviews will take place in the Sojka Pavilion media room, located just off the court under the south grandstand. Approximately 10 minutes after the teams have arrived in their locker rooms, following the NCAA-mandated "cooling-off period," the visiting team's press conference will be conducted (if requested), followed by Bucknell head coach Nathan Davis and select Bison student-athletes. Requests for players will be taken by a member of the Athletic Communications staff at the final media timeout of the second half. Following the press conferences, additional players may be made available for interview upon request. The Bucknell locker room is closed to all members of the media.



**BACKCOURT CLUB LUNCHEONS**

On the first Thursday of each month during the season, head coach Nathan Davis, members of his staff, and select players will attend the Backcourt Club Luncheon. The luncheon, which is held at Matty's Sporthouse Grill in Lewisburg, is open to members of the media. If you wish to attend, please contact the Office of Athletic Communications for further details.

**PATRIOT LEAGUE SERVICE BUREAU**

The Patriot League office, located in Center Valley, Pa., provides the media with a weekly basketball release complete with standings, players of the week and statistics. Ryan Sakamoto, director of media relations, can be reached at 610-289-1963, or log on to the league's official website at www.patriotleague.com.

**BISON ON THE ROAD**



**Trip 1: Bucknell at Fairfield**  
 Hotel: Trumbull Marriott Shelton (203-378-1400)  
 Night: Nov. 4  
 Travel: Bus

**Trip 2: Bucknell at Canisius**  
 Hotel: Courtyard Buffalo Airport (716-633-2700)  
 Night: Nov. 15  
 Travel: Bus

**Trip 3: Bucknell at Penn State (day trip)**

**Trip 4A: Bucknell at Syracuse**  
 Hotel: Sheraton Syracuse University (315-475-3000)  
 Night: Nov. 22  
 Travel: Bus

**Trip 4B: Bucknell at NIT Season Tip-Off in Orlando**  
 Hotel: Gaylord Palms Resort Orlando (407-586-0000)  
 Nights: Nov. 23-26  
 Travel: Air

**Trip 5: Bucknell at Rider**  
 Hotel: Courtyard Princeton (609-716-9100)  
 Night: Dec. 2  
 Travel: Bus

**Trip 6: Bucknell at Siena**  
 Hotel: Courtyard Albany Thruway (518-435-1600)  
 Night: Dec. 20  
 Travel: Bus

**Trip 7: Bucknell at La Salle**  
 Hotel: Sheraton University City (215-387-8000)  
 Night: Dec. 27  
 Travel: Bus

**Trip 8: Bucknell at Lafayette (day trip)**

**Trip 9: Bucknell at American**  
 Hotel: Courtyard Chevy Chase (301-828-3364)  
 Night: Jan. 14  
 Travel: Bus

**Trip 10: Bucknell at Colgate**  
 Hotel: Fairfield Inn, Verona, N.Y. (315-363-8888)  
 Night: Jan. 19  
 Travel: Bus

**Trip 11: Bucknell at Army West Point**  
 Hotel: The Hotel Thayer (845-446-4731)  
 Night: Jan. 28  
 Travel: Bus

**Trip 12: Bucknell at Loyola**  
 Hotel: Baltimore Marriott Inner Harbor (410-962-0202)  
 Night: Feb. 7  
 Travel: Bus

**Trip 13: Bucknell at Navy**  
 Hotel: Westin Annapolis (410-972-4300)  
 Night: Feb. 11  
 Travel: Bus

**Trip 14: Bucknell at Holy Cross**  
 Hotel: Courtyard Worcester (508-363-0300)  
 Night: Feb. 16  
 Travel: Bus

**Trip 15: Bucknell at Lehigh (day trip)**

**Trip 16: Bucknell at Boston University**  
 Hotel: Courtyard Cambridge (617-492-7777)  
 Night: Feb. 28  
 Travel: Bus





## WHERE TO STAY

- Country Cupboard  
Rt. 15 North  
Lewisburg, PA  
570-524-5500
- Country Inn & Suites  
Rt. 15 & Walter Drive  
Lewisburg, PA  
570-524-6600
- Comfort Suites  
Rt. 15 South  
Lewisburg, PA  
570-524-8000
- Pine Barn Inn  
43 Pine Barn Place  
Danville, PA  
570-275-2071
- The Lewisburg Hotel  
136 Market Street  
Lewisburg, PA  
570-523-7800

## WHERE TO EAT

### FAST FOOD/CATERING

- Jersey Mike's  
7431 W. Branch Hwy.  
Lewisburg, PA  
570-768-4062
- Pizza Phi  
316 Market Street  
Lewisburg, PA  
570-523-1116
- House of Pizza  
524 Market Street  
Lewisburg, PA  
570-523-9333
- Weis Markets  
Rt. 15  
Lewisburg, PA  
570-524-2915
- Domino's  
Rt. 15  
Lewisburg, PA  
570-524-9000
- Wendy's  
Rt. 15  
Lewisburg, PA  
570-524-7040
- Dunkin' Donuts  
Rt. 15  
Lewisburg, PA  
570-524-7495
- Bucknell Dining  
570-577-1869

### SIT DOWN SERVICE

- Matty's Sporthouse Grill  
Rt. 15 & Walter Dr.  
Lewisburg, PA  
570-523-3266
- Bull Run Tap House  
Market & 6th Streets  
Lewisburg, PA  
570-524-2572
- Brendan's Towne Tavern  
600 Market Street  
Lewisburg, PA  
570-524-0821
- Applebees  
300 International Dr.  
Lewisburg, PA  
570-522-6513
- BJ's Steak & Ribs  
17 N. Market Street  
Selingsgrove, PA  
570-374-9841
- LaPrimavera Ristorante  
2593 Rt. 45  
Lewisburg, PA  
570-523-1515
- Country Cupboard  
Rt. 15 North  
Lewisburg, PA  
570-524-5500
- Red Robin  
111 Marketplace Blvd.  
Selingsgrove, PA  
570-486-4800

For more, visit the Susquehanna Valley Visitors Bureau at [www.visitcentralpa.org](http://www.visitcentralpa.org)



## GETTING TO BUCKNELL

Sojka Pavilion is located on Moore Avenue about 1/4 mile from the entrance to the Bucknell campus on U.S. Route 15, about seven miles south of Interstate 80. From New York City or Ohio, simply take I-80 to Route 15 South (Exit 210).

Turn left into campus at the 11th traffic light (first light after PA Rt. 45).

From additional locations:

**From Philadelphia** — Take the Northeast Extension of the Pennsylvania Turnpike (I-476) North to Interstate 80 (Exit 35), and follow the directions above.

**From Baltimore** — Take Interstate 83 North and pick up Route 15 North just south of Harrisburg. Follow Route 15 for approximately 60

miles. Approximately seven miles after passing through Selingsgrove you will crest a hill with a flashing traffic light warning signal, and the stadium will appear on your right. At the traffic light at the bottom of the hill turn right into campus.

**From Pittsburgh** — Take US Route 22 East to 220 North (I-99). Continue until reaching Interstate 80 East, and then take that to Route 15 South (Exit 210). At the 11th traffic light make a left into campus.

**From Washington D.C. and South** — Take I-495 to I-270 North and pick up Route 15 North near Frederick. Follow Route 15 all the way to Bucknell.





**DOWNLOAD BISON NATION  
CHECK IN AT EVENTS  
EARN POINTS  
GET REWARDED**



# In the Spotlight

In the last 16 seasons, Bucknell has played 29 games on one of the ESPN entities (ESPN, ESPN2, ESPNU and ESPN3), six games on CBS, 54 on CBS Sports Network, one on TNT, one on TruTV and numerous others on regional and local networks. This season, Bucknell is scheduled to have three games aired on CBS SN. There are also two additional "flex" dates at the end of the season, and the network will also carry the Patriot League Tournament semifinals and championship.

## Where to Catch the Bison in 2019-20

### ON THE RADIO

Bucknell's flagship radio station for every Bison basketball game, home and away, is Eagle 107 (WEGH-FM 107.3) in the Central Susquehanna Valley. Doug Birdsong brings you all the play-by-play action.

### ON TELEVISION

Once again in 2019-20 the Bucknell men's basketball team will have a number of nationally and regionally televised contests. The Bison will make at least three appearances on CBS Sports Network as part of the Patriot League TV package, in addition to three games on WQMY-TV in Scranton/Wilkes-Barre and at least two on Stadium TV.

All four of Bucknell's games in the NIT Season Tip-Off will be televised, with both games in Orlando on ESPN.

Below are Bucknell's over-the-air TV appearances as of press time:

Nov. 10	vs. Vermont	.....	WQMY-TV
Nov. 19	at Penn State <sup>^</sup>	.....	Big Ten Network
Nov. 23	at Syracuse <sup>^</sup>	.....	ACC Network
Nov. 25	vs. Seattle (Orlando) <sup>^</sup>	.....	ESPNU
Nov. 26	vs. Yale or W. Mich. (Orlando) <sup>^</sup>	.....	ESPNU
Jan. 18	vs. Lehigh	.....	WQMY-TV
Jan. 20	at Colgate	.....	CBS Sports Network
Jan. 25	vs. Loyola	.....	Stadium TV
Feb. 1	vs. Boston University	.....	WQMY-TV
Feb. 3	vs. Lafayette	.....	CBS Sports Network
Feb. 15	vs. American	.....	Stadium TV
Feb. 17	at Holy Cross	.....	CBS Sports Network
Feb. 23	at Lehigh	.....	CBS SN Flex Date*
Feb. 29	at Boston University	.....	CBS SN Flex Date*
Mar. 5	PL Quarterfinals	.....	Stadium TV
Mar. 8	PL Semifinals	.....	CBS Sports Network
Mar. 11	PL Championship	.....	CBS Sports Network

\* Matchup to be selected 10 days in advance  
<sup>^</sup> NIT Season Tip-Off

### PATRIOT LEAGUE NETWORK

Every Bucknell home game and all Patriot League road contests (except those airing on CBS Sports Network), will be webcast live on the Patriot League Network. Launched in August 2013, the PLN brings fans live, high-definition quality webcasts free of charge.

Log on to [PatriotLeague.tv](http://PatriotLeague.tv) to access the webcasts.

### ON SOCIAL MEDIA

Search for [@Bucknell\\_Bison](https://twitter.com/Bucknell_Bison) on Twitter to find Bucknell Athletics notes and scores. Look for even more basketball information, including mid-game Twitter updates, throughout the year at [@Bucknell\\_MBB](https://twitter.com/Bucknell_MBB). Fans can also search for the "Bucknell Athletics" Facebook page and get updates on the latest news and happenings.

Check out the latest photos on Instagram [@BucknellBison](https://www.instagram.com/BucknellBison).

Bison Athletics also has a YouTube Channel at [youtube.com/BucknellAthletics](https://youtube.com/BucknellAthletics).

[YouTube](#) [twitter](#) [facebook](#) [Instagram](#)

### BISON NATION APP

The latest version of the "Bison Nation" gameday fan experience mobile application, presented by Evangelical Community Hospital, is available for free download for Apple and Android users. Current users of the app should check for the update in your app marketplace, while new users are encouraged to search for "BU Bison Nation".

Once the Bison Nation app is downloaded and a brief registration is completed (10 free points for signing up!), users can begin taking advantage of the easy-to-navigate menu to earn points and find great discounts from Bucknell Athletics corporate sponsors.

The new version of Bison Nation has a fresh look and feel as well as some new tools. Use the "Events" tab to discover upcoming home events and check in when attending competitions. Points are accrued by attending events, and points can later be cashed in for special prizes.

The "Offers" tab features discounts from Bison sponsors, such as Matty's Sporthouse Grill, The Bull Run Tap House, Pizza Phi, Wendy's, and more. The app features an up-to-date leaderboard, so fans can compete against classmates and friends.



### THE VOICE OF THE BISON: DOUG BIRDSONG

Doug Birdsong is in his 20th season as the "Voice of the Bison." A 1987 Marshall University graduate who called play-by-play for college and high school athletics for 17 years before coming to Lewisburg, Birdsong was named Radio/TV Coordinator and Marketing Specialist at Bucknell in July of 2000.

In addition to calling the action for the Bison men's basketball team, Birdsong is the play-by-play voice of the Bucknell football team, and he also calls numerous events from many of Bucknell's varsity programs.

Birdsong has broadcast a number of NCAA Tournament contests during his tenure at Bucknell, and his call of the final seconds of the men's basketball team's 2005 upset of Kansas was repeated on a number of national outlets. He has also called NCAA action in women's basketball, baseball, men's lacrosse and men's and women's soccer.

When Birdsong arrived at Bucknell he became just the second full-time "Voice of the Bison," replacing Bob Behler, who held the position for more than 13 years before leaving to go to the University of Massachusetts.


Birdsong came to Bucknell from AVC Communications in Cambridge, Ohio, where, as the Sports Director, he managed the play-by-play crews on five radio stations for 11 years. He called play-by-play for Muskingum College football, men's and women's basketball, softball and volleyball, and also handled the same duties plus baseball for area high schools. Birdsong was also responsible for writing and producing 11 daily sportscasts focusing on the six area high schools and Muskingum College.

Prior to his experience at AVC, Birdsong worked at WTCR in Huntington, W.Va., after graduating from Marshall. While he was a



student at Marshall, he worked for WMUL as its Sports Director and called football, basketball and baseball for the Thundering Herd. In addition, Birdsong produced and hosted a weekly one-hour sports talk show.

He has won numerous awards, including citations from the Pennsylvania Association of Broadcasters for "Best Local Sporting Event Coverage" two years in a row. Birdsong has also won four Outstanding Sports Operation for Play-by-Play citations from the Associated Press in Ohio, and two from the Associated Press in West Virginia. In 1999, he was chosen as the Eastern Ohio Interscholastic Athletic Administrators Association Media Person of the Year.





# What it Means to Be a Bison

“... the pursuit of athletics in college need not interfere with a fellow’s studies, and if you give a boy a well developed body his brain will get the benefit of it.”

— Christy Mathewson,  
in his book *Won in the Ninth*, written in 1910

The term “student-athlete” signifies something extraordinary on the campus of Bucknell University.

**BEING A BISON** means that you have the rare blend of physical skills along with the drive and passion needed to succeed at the highest level of collegiate athletics.

**BEING A BISON** also means that you are a scholar first and foremost. You believe that values associated with Division I athletics, such as time management, leadership, teamwork and grace under pressure, contribute to a well-rounded college experience.

At Bucknell, our students, faculty and staff pride themselves as national leaders in upholding the scholar-athlete ideal that balances a challenging academic program with the demands of successful Division I athletics. **BEING A BISON** means that you have pledged to be a student-athlete in the purest sense. In doing so, you will be rewarded for a lifetime.

Kimbal Mackenzie was both a First Team All-Patriot League selection and the Patriot League Scholar-Athlete of the Year in 2018-19.

The Bison men’s basketball team has produced a team GPA of 3.0 or higher in 19 straight semesters.





# THE FACES OF SOJKA PAVILION



A SELLOUT CROWD WATCHES BUCKNELL DEFEAT COLGATE IN THE 2018 PATRIOT LEAGUE CHAMPIONSHIP GAME.





## 2019-20 BUCKNELL SCHEDULE

N5	at Fairfield	ESPN3	7 P.M.
N10	VERMONT	PLN/WQMY	2 P.M.
N13	HOFSTRA	PLN	7 P.M.
N16	at Canisius	ESPN+	7 P.M.
N19	at Penn State	BTN	6:30 P.M.
N23	at Syracuse	ACC Network	12 P.M.
N25	vs. Seattle <sup>^</sup>	ESPNU	2 P.M.
N26	vs. Yale or W. Mich. <sup>^</sup>	ESPNU	12/2 P.M.
N30	PRINCETON	PLN	2 P.M.
D3	at Rider	ESPN+	7 P.M.
D7	ALBANY	PLN	7 P.M.
D21	at Siena	ESPN+	6 P.M.
D28	at La Salle (Palestra)	ESPN+	2 P.M.
J2	ARMY WEST POINT*	PLN	7 P.M.
J5	at Lafayette*	PLN	2 P.M.
J8	NAVY*	PLN	7 P.M.
J11	HOLY CROSS*	PLN	2 P.M.
J15	at American*	PLN	7 P.M.
J18	LEHIGH*	PLN/WQMY	7 P.M.
J20	at Colgate*	CBS SN	7 P.M.
J25	LOYOLA*	PLN/Stadium	7 P.M.
J29	at Army West Point*	PLN	11 A.M.
F1	BOSTON U.*	PLN/WQMY	2 P.M.
F3	LAFAYETTE*	CBS SN	7 P.M.
F8	at Loyola*	PLN	5 P.M.
F12	at Navy*	PLN	7 P.M.
F15	AMERICAN*	PLN/Stadium	2 P.M.
F17	at Holy Cross*	CBS SN	7 P.M.
F23	at Lehigh*	PLN	12 P.M.
F26	COLGATE*	PLN	7 P.M.
F29	at Boston U.*	PLN	12 P.M.
M3	PL First Round%	PLN	TBA
M5	PL Quarterfinals%	PLN/Stadium	TBA
M8	PL Semifinals%	CBS SN	TBA
M11	PL Championship%	CBS SN	7:30 P.M.

\* Patriot League game

<sup>^</sup> NIT Season Tip-Off, Orlando, Fla.

% PL Tournament games at higher seed

All times Eastern | For tickets call 570-577-1000



#rayBucknell #TheBisonWay

