



सत्यमेव जयते

GUJARAT STATE

GUJARAT ASSEMBLY ELECTIONS - 2012

STATISTICAL REPORT



CHIEF ELECTORAL OFFICER
GUJARAT STATE



General Administration Department

Block No. 7, 2nd Floor, Sachivalaya, Gandhinagar-382 010

Website : www.ceo.gujarat.gov.in



GUJARAT STATE

GUJARAT ASSEMBLY ELECTIONS - 2012

STATISTICAL REPORT

CHIEF ELECTORAL OFFICER
GUJARAT STATE

General Administration Department,
Block No.7, 2nd Floor, Sachivalaya, Gandhinagar - 382 010.
Website : www.ceo.gujarat.gov.in

P R E F A C E

Elections to the 13th Gujarat State Legislative Assembly were held in two phases, on 13th and 17th December, 2012. Counting for this election was completed on 20th December, 2012.

This gigantic exercise involving 182 General Observers, 26 Police Observers, 87 Expenditure Observers, 201 Assistant Expenditure Observers, 7256 Micro Observers, 182 Returning Officers, 3.80 crore Electors, 44579 Polling Stations, 12272 Video Cameras, 949 Digital Cameras, 53498 Control Units and 55078 Ballot Units of Electronic Voting Machines has been conducted and completed in a smooth and peaceful manner. In addition, about 2.49 lakh Polling Personnel, 48278 State Police Force, 29966 Home Guards, 7580 SRP Men and 640 Central Police Force Companies were deployed at the polling stations. From 1183 polling stations webcasting was done.

On completion of this massive exercise, statistical details relating to the 2012 election have been presented in this report. I hope that the political parties, candidates, scholars and analysts of our poll scene will find this report useful and informative. I am pleased to state that this department has placed all the information regarding elections and all statistical details on website hosted by Chief Electoral Officer namely www.ceo.gujarat.gov.in, which is updated regularly.

I would like to record my appreciation to the assistance rendered by Shri Ashok Manek, Additional Chief Electoral Officer, Dr. S Murali Krishna(IAS), Additional Chief Electoral Officer(MCC), Shri Sanjeev Kumar(IAS), Additional Chief Electoral Officer(SVEEP), Shri S.M.Damor, Joint Chief Electoral Officer, Shri P.C.Dayarsa, Section Officer, Shri D.K.Bhavsar, Deputy Section Officer, Shri Pritesh Tailor, Senior IT Engineer and Shri Manish Patel, Programmer in preparing this report.

Gandhinagar
Date : 26.11.2013

ANITA KARWAL
Chief Electoral Officer and Principal Secretary,
Gujarat State.



सत्यमेव जयते

National Awards 2012

for

Best Electoral Practices

Election Commission of India

presents

Best State Award

to

Gujarat

for quality election management initiatives, series of initiatives in voters' education and facilitation and targeted approach in low turnout polling stations that resulted in peaceful conduct of the Assembly Elections and historic voter turnout in the state

Nasim Zaidi
Dr. Nasim Zaidi
Election Commissioner

V.S. Sampath
V S Sampath
Chief Election Commissioner

H S Brahma
H S Brahma
Election Commissioner

New Delhi

25th January 2013

National Voters' Day



C O N T E N T S

SR. NO.	TITLE	PAGE NO.
1	ELECTION PROGRAMME	1
2	MAP SHOWING PHASE WISE AND DISTRICT WISE NO. OF ASSEMBLY CONSTITUENCIES	3
3	ASSEMBLY CONSTITUENCIES GOING TO POLL IN PHASE I	5
4	ASSEMBLY CONSTITUENCIES GOING TO POLL IN PHASE II	7
3	NARRATIVE REPORT	11
4	MAP SHOWING ASSEMBLY CONSTITUENCIES IN THE DISTRICT	25
5	HIGHLIGHTS - ASSEMBLY ELECTION - 2012	39
6	DETAILS OF OFFICIALS	43
7	DETAILS OF OFFICIALS AT FIELD	45
8	ELECTORAL OFFENCES REGISTERED	47
9	LIST OF POLITICAL PARTIES PARTICIPATED IN ELECTION	49
10	PERFORMANCE OF POLITICAL PARTIES – STATE	51
11	DETAILS OF ELECTORS - DISTRICT WISE	59
12	DETAILS OF ELECTORS - ASSEMBLY CONSTITUENCY WISE	63
13	DETAILS OF PS, PSL, EPIC & PER - DISTRICT WISE	73
14	DETAILS OF PS, PSL, EPIC & PER - ASSEMBLY CONSTITUENCY WISE	75
15	DETAILS OF ELECTORS WISE NO. OF POLLING STATIONS - DISTRICT WISE	85
16	DETAILS OF ELECTORS WISE NO. OF POLLING STATIONS - ASSEMBLY CONSTITUENCY WISE	87
17	SUCCESSIVE GENERAL ELECTIONS – FACTS AT A GLANCE	97
18	DETAILS OF CONTESTING CANDIDATES DISTRICT WISE	103
19	DETAILS OF CONTESTING CANDIDATES - ASSEMBLY CONSTITUENCY WISE	105

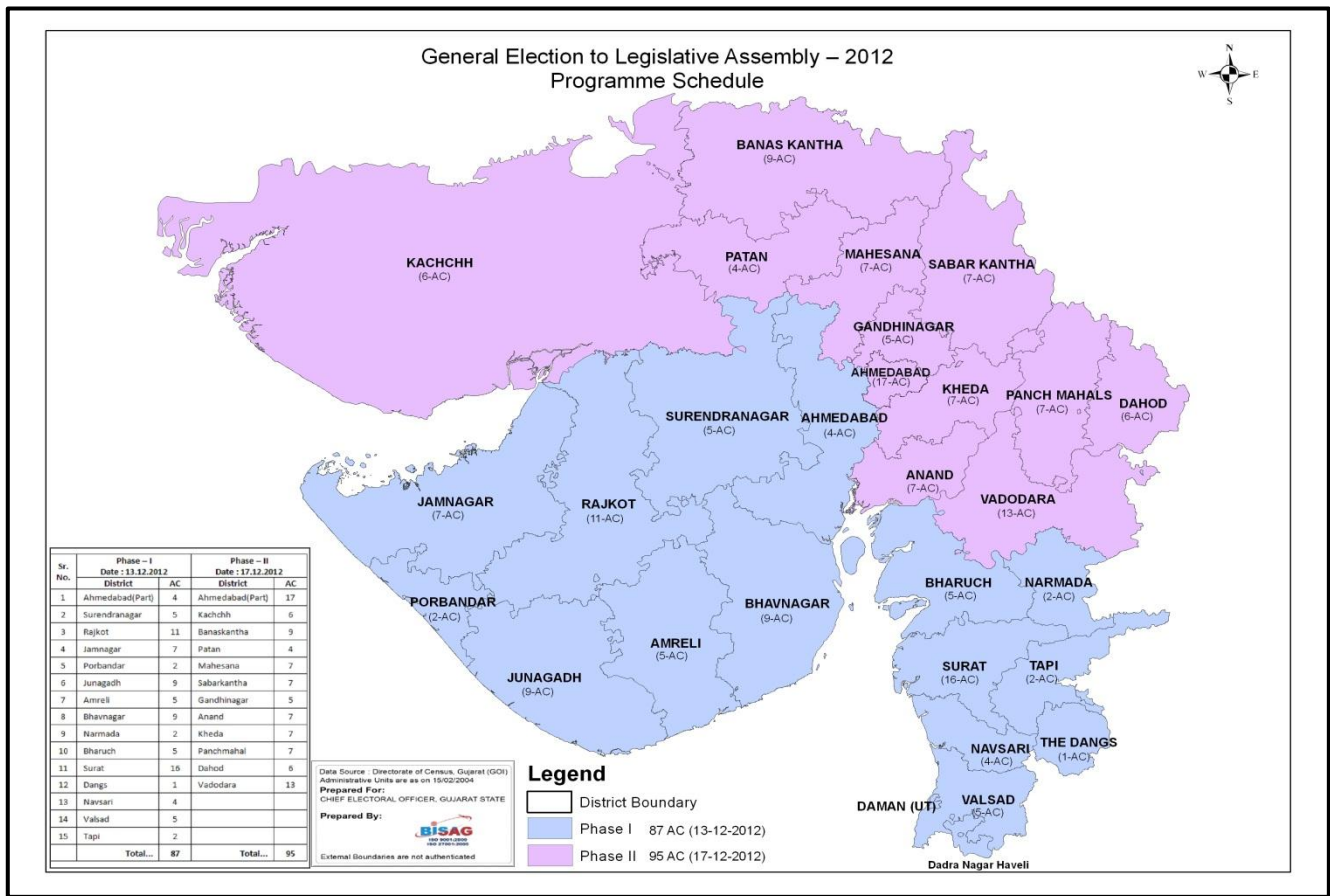
20	DETAILS OF PARTY CATEGORY WISE CANDIDATES - DISTRICT WISE	115
21	DETAILS OF PARTY CATEGORY WISE CANDIDATES - ASSEMBLY CONSTITUENCY WISE	117
22	VOTER TURNOUT - DISTRICT WISE	125
23	VOTER TURNOUT - ASSEMBLY CONSTITUENCY WISE	129
24	DETAILS OF ELECTORS AND VOTERS - DISTRICT WISE	137
25	DETAILS OF ELECTORS AND VOTERS - ASSEMBLY CONSTITUENCY WISE	141
26	DETAILS OF VOTES POLLED WITH EPIC , VOTER SLIP & ALTERNATE DOCUMENTS - DISTRICT WISE	151
27	DETAILS OF VOTES POLLED WITH EPIC , VOTER SLIP & ALTERNATE DOCUMENTS - ASSEMBLY CONSTITUENCY WISE	153
28	DETAILS OF VOTES POLLED WITH ALTERNATE DOCUMENTS - DISTRICT WISE	163
29	DETAILS OF VOTES POLLED WITH ALTERNATE DOCUMENTS - ASSEMBLY CONSTITUENCY WISE	165
30	PARTY WISE NUMBER OF CANDIDATES ELECTED FROM DISTRICTS	179
31	PERFORMANCE OF POLITICAL PARTIES -DISTRICT WISE	183
32	ELECTED CANDIDATES & MARGIN OF VICTORY	197
33	MARGIN OF VICTORY IN ASCENDING ORDER	205
34	CONTESTING WOMEN CANDIDATES & THEIR RESULTS	211
35	ASSEMBLY CONSTITUENCY WISE WINNER, RUNNER-UP AND 2 ND RUNNER-UP	215
36	DETAILED RESULTS – CANDIDATE WISE	229

GUJARAT LEGISLATIVE ASSEMBLY ELECTION – 2012

1. PROGRAMME

Sr. No.	Poll Event	Date & Day	
		Phase I (87 AC)	Phase II (95 AC)
1	Announcement of Election	03.10.2012 (Wednesday)	03.10.2012 (Wednesday)
2	Issue of Notification	17.11.2012 (Saturday)	23.11.2012 (Friday)
3	Last Date for Nomination	24.11.2012 (Saturday)	30.11.2012 (Friday)
4	Scrutiny of Nominations	26.11.2012 (Monday)	01.12.2012 (Saturday)
5	Last Date for Withdrawal of candidature	28.11.2012 (Wednesday)	03.12.2012 (Monday)
6	Date of Poll	13.12.2012 (Thursday)	17.12.2012 (Monday)
7	Counting of Votes	20.12.2012 (Thursday)	20.12.2012 (Thursday)
8	The date before which election was to be completed	24.12.2012 (Monday)	24.12.2012 (Monday)
9	Hours of Poll	8.00 am to 5.00 pm	
10	Date of dissolution of the 12 th Vidhan Sabha	18.01.2013 (Friday)	

2. Map showing Phase Wise and District wise No. of Assembly Constituencies



Sr. No.	PHASE I (13.12.2012)	
	Name of District	No. of Assembly Constituency
1	Ahmedabad(Part)	4
2	Surendranagar	5
3	Rajkot	11
4	Jamnagar	7
5	Porbandar	2
6	Junagadh	9
7	Amreli	5
8	Bhavnagar	9
9	Narmada	2
10	Bharuch	5
11	Surat	16
12	Tapi	2
13	Dangs	1
14	Navsari	4
15	Valsad	5
	Total of Phase I	87

Sr. No.	PHASE II (17.12.2012)	
	Name of District	No. of Assembly Constituency
1	Ahmedabad(Part)	17
2	Kachchh	6
3	Banaskantha	9
4	Patan	4
5	Mahesana	7
6	Sabarkantha	7
7	Gandhinagar	5
8	Anand	7
9	Kheda	7
10	Panchmahal	7
11	Dahod	6
12	Vadodara	13
	Total of Phase II	95

**ASSEMBLY CONSTITUENCIES OF GUJARAT GOING TO POLL IN
PHASE I**

(**Districts** : 1.Ahmedabad(Part), 2.Surendranagar, 3.Rajkot, 4.Jamnagar, 5.Porbandar, 6.Junagadh,
7.Amreli, 8.Bhavnagar, 9.Narmada, 10.Bharuch, 11.Surat, 12.Dangs, 13.Navsari, 14.Valsad, 15.Tapi)

No.	District	Gen	SC	ST	Total	No. & Name of Assembly Constituency	
1	Ahmedabad (Part) 17 AC in Phase II	4	0	0	4	39	Virangam
						40	Sanand
						58	Dholka
						59	Dhandhuka
2	Surendranagar	4	1	0	5	60	Dasada (SC)
						61	Limbdi
						62	Wadhwan
						63	Chotila
						64	Dhrangadhra
3	Rajkot	10	1	0	11	65	Morbi
						66	Tankara
						67	Wankaner
						68	Rajkot East
						69	Rajkot West
						70	Rajkot South
						71	Rajkot Rural (SC)
						72	Jasdan
						73	Gondal
						74	Jetpur
4	Jamnagar	6	1	0	7	75	Dhoraji
						76	Kalavad (SC)
						77	Jamnagr Rural
						78	Jamnagar North
						79	Jamnagar South
						80	Jamjodhpur
						81	Khambhalia
5	Porbandar	2	0	0	2	82	Dwarka
						83	Porbandar
6	Junagadh	8	1	0	9	84	Kutiyana
						85	Manavadar
						86	Junagadh
						87	Visavadar
						88	Keshod
						89	Mangrol
						90	Somnath
						91	Talala
						92	Kodinar (SC)
						93	Una
7	Amreli	5	0	0	5	94	Dhari
						95	Amreli
						96	Lathi
						97	Savarkundla
						98	Rajula

No.	District	Gen	SC	ST	Total	No. & Name of Assembly Constituency	
8	Bhavnagar	8	1	0	9	99	Mahuva
						100	Talaja
						101	Gariadhar
						102	Palitana
						103	Bhavnagar Rural
						104	Bhavnagar East
						105	Bhavnagar West
						106	Gadhada (SC)
9	Narmada	0	0	2	2	148	Nandod (ST)
						149	Dediapada (ST)
10	Bharuch	4	0	1	5	150	Jambusar
						151	Vagra
						152	Jhagadia (ST)
						153	Bharuch
						154	Ankleshwar
11	Surat	12	1	3	16	155	Olpad
						156	Mangrol (ST)
						157	Mandvi (ST)
						158	Kamrej
						159	Surat East
						160	Surat North
						161	Varachha Road
						162	Karanj
						163	Limbayat
						164	Udhna
						165	Majura
						166	Katargam
						167	Surat West
12	Dangs	0	0	1	1	173	Dangs (ST)
						174	Jalalpore
13	Navsari	2	0	2	4	175	Navsari
						176	Gandevi (ST)
						177	Vansda (ST)
						178	Dharampur (ST)
14	Valsad	2	0	3	5	179	Valsad
						180	Pardi
						181	Kaprada (ST)
						182	Umbergaon (ST)
						171	Vyara (ST)
15	Tapi	0	0	2	2	172	Nizar (ST)
Total..		67	6	14	87		

ASSEMBLY CONSTITUENCIES OF GUJARAT GOING TO POLL IN

PHASE II

(**Districts** : 1.Kachchh, 2.Banaskantha, 3.Patan, 4.Mahesana, 5.Sabarkantha, 6.Gandhinagar,
7.Ahmedabad(Part), 8.Anand, 9.Kheda, 10.Panchmahal, 11.Dahod, 12.Vadodara)

No.	District	Gen	SC	ST	Total	No. & Name of Assembly Constituency	
1	Kachchh	5	1	0	6	1	Abdasa
						2	Mandvi
						3	Bhuj
						4	Anjar
						5	Gandhidham (SC)
						6	Rapar
2	Banaskantha	7	1	1	9	7	Vav
						8	Tharad
						9	Dhanera
						10	Danta (ST)
						11	Vadgam (SC)
						12	Palanpur
						13	Deesa
						14	Deodar
3	Patan	4	0	0	4	16	Radhanpur
						17	Chanasma
						18	Patan
						19	Sidhpur
4	Mehsana	6	1	0	7	20	Kheralu
						21	Unjha
						22	Visnagar
						23	Becharaji
						24	Kadi (SC)
						25	Mahesana
5	Sabarkantha	4	1	2	7	26	Vijapur
						27	Himatnagar
						28	Idar (SC)
						29	Khedbrahma (ST)
						30	Bhiloda (ST)
						31	Modasa
						32	Bayad
6	Gandhinagar	5	0	0	5	33	Prantij
						34	Dehgam
						35	Gandhinagar South
						36	Gandhinagar North
						37	Mansa
						38	Kalol

No.	District	Gen	SC	ST	Total	No. & Name of Assembly Constituency	
7	Ahmedabad (Part) 4 AC in Phase I)	15	2	0	17	41	Ghatlodia
						42	Vejalpur
						43	Vatva
						44	Ellisbridge
						45	Naranpura
						46	Nikol
						47	Naroda
						48	Thakkarbapa Nagar
						49	Bapunagar
						50	Amraiwadi
						51	Dariapur
						52	Jamalpur - Khadia
						53	Maninagar
						54	Danilimda (SC)
8	Anand	7	0	0	7	55	Sabarmati
						56	Asarwa (SC)
						57	Daskroi
						108	Khambhat
						109	Borsad
						110	Anklav
						111	Umreth
9	Kheda	7	0	0	7	112	Anand
						113	Petlad
						114	Sojitra
						115	Matar
						116	Nadiad
						117	Mehmedabad
10	Panchmahal	5	0	2	7	118	Mahudha
						119	Thasra
						120	Kapadvanj
						121	Balasinor
						122	Lunawada
						123	Santrampur (ST)
						124	Shehra
11	Dahod	1	0	5	6	125	Morva Hadaf (ST)
						126	Godhra
						127	Kalol
						128	Halol
						129	Fatepura (ST)
						130	Jhalod (ST)
131	Limkheda (ST)						
132	Dahod (ST)						
133	Garbada (ST)						
134	Devgadbaria						

No.	District	Gen	SC	ST	Total	No. & Name of Assembly Constituency	
12	Vadodara	9	1	3	13	135	Savli
						136	Vaghodia
						137	Chhota Udaipur (ST)
						138	Jetpur (ST)
						139	Sankheda (ST)
						140	Dabhoi
						141	Vadodara City (SC)
						142	Sayajigunj
						143	Akota
						144	Raopura
						145	Manjalpur
						146	Padra
						147	Karjan
Total..		75	7	13	95		

3. NARRATIVE REPORT

ELECTORAL ROLL

- In view of the oncoming General Elections to State Legislative Assembly 2012, the activities to prepare clean and accurate Electoral Roll were started from May, 2011 with the House-to-House verification of the electors with the help of BLO register.
- To prepare Electoral Roll w.r. to 1-1-2012 as the qualifying date, Draft Roll was published on 1-10-2011 and the final publication of the roll was made on 5-1-2012.
- A special drive to enroll youths was taken up from 6-1-2012 to 17-1-2012.
- Thereafter a continuous revision was taken up from 18-1-2012 to 31-3-2012.
- An other programme of revision of roll w.r.to 1-1-2012 as the qualifying date was taken up during 1-6-2012 to 31-8-2012.
- Once again, to enroll the remaining voters, one more continuous revision programme was started from 1-9-2012 to 16-11-2012 in the districts where the election in the 1st phase was to be held and from 1-9-2012 to 20-11-2012 in the districts where the election in the 2nd phase was to be held.
- BLO is the most important link in the process of electoral rolls improvement. 44578 Booth Level Officers had been appointed on 44579 polling stations.

ELECTORS PHOTO IDENTITY CARDS (EPICS) AND PHOTO ELECTORAL ROLL (PER)

As per the provision of Rule 28 of Electoral Registration Rules 1960, it was decided to issue EPICs to all voters under Election Commission's notification dated 28th August, 1993. The first phase of issuing EPICs to voters was taken up in the the year 1994. The online issuance of the EPICs was initiated in the year 2002.

The Commission introduced Photo Electoral Roll with effect from 2008. The Booth Level Officers

were given receipts to collect the photograph of those electors whose photo was not in the roll. The Matdar Sahayata Kendras (MSKs) were also set up at district and taluka levels from where EPICs were issued. Due to all round efforts by the election machinery 99.66 % in EPIC distribution and 99.53 % in PER could be reached.

NOMINATION, SCRUTINY AND WITHDRAWAL

Total 2970 (2779 men + 191 women) candidates had filed their nominations. Out of this, 658 (591 men + 67 women) nominations were rejected and 646 (619 men + 27 women) nominations were withdrawn. Finally, there remained 1666 (1569 men + 978 women) candidates in the fray.

EPIC AND ALTERNATE DOCUMENTS

Section 61 of the Representation of the People Act, 1951 provides that with a view to preventing impersonation of electors and to make the right of genuine electors to vote under section 62 of that Act more effective, provisions have been made by rules under the Act for use of Identity Cards for electors as the means of their identity.

Accordingly all electors shall produce their EPIC for establishing their identity before casting their votes. Electors who do not have EPIC shall have to produce the "Authenticated Photo Voter Slip" issued by the election machinery for identification in the polling station. Moreover, the Election Commission has decided that if any elector fails to produce his/her EPIC/Authenticated Photo Voter Slip, such elector shall have to produce any of the following alternate photo identity documents. Accordingly, such electors were allowed to vote during State Legislative election,2012.

- (i) Passports,
- (ii) Driving Licence,
- (iii) Income Tax Identity (PAN) Cards,
- (iv) Service Identity Cards with photograph issued to its employees by State/Central Government, Public Sector Undertaking, Local Bodies or Public Limited Companies,
- (v) Passbooks with photograph issued by Public Sector Banks/ Post Office and Kisan Passbooks (accounts opened on before 30-9-2012),
- (vi) Freedom Fighter Identity Card, with photograph,
- (vii) SC/ST/OBC Certificates with photograph issued by the competent authority on or before 30-9-2012,
- (viii) Certificate of Physical Handicap having photograph issued by the competent authority on or before 30-9-2012,
- (ix) Arms Licenses having photograph issued on or before 30-9-2012.
- (x) Job Cards issued under the NREGA scheme with photograph issued upto 30-9-2012,
- (xi) Property Documents such as Pattas, Registered Deeds, etc. with photograph,
- (xii) Pension Documents such as ex- servicemen's Pension Book/Pension Payment Order, ex-servicemen's Widow / Dependent Order, Window Pension Order with photograph issued on or before 30-9-2012,
- (xiii) Health Insurance Scheme Smart Card with photograph (Ministry of Labour's Scheme, issued upto 30-9-2012,
- (xiv) Smart Cards issued by RGI under the scheme of National Population Register (NPR).
- (xv) Aadhaar Card issued by UIDAI

POSTAL BALLOT

As per the provisions of Conduct of Elections Rules, 1961 and as per the Election Commission's guidelines, in addition to the service elector registered in the last part of the electoral roll, the polling personnel, police personnel and drivers/conductors and cleaners connected with election duties were provided with the facility of postal ballot papers. In this regard, the Election Commission had issued detailed instructions under their letters all dated 13th August, 2012.

2,75,689 (0.72 %) personnel on election duty availed the benefit of postal ballot during the State Legislative Assembly election, 2012.

ELECTRONIC VOTING MACHINES

53498 Control Units and 55078 Ballot Units of Electronic Voting Machines were used during the General Election to Gujarat Legislative Assembly-2012. During this General Election, in 5 Assembly Constituencies, viz. 27-Himatnagar, 74-Jetpur, 75-Dhoraji, 81-Khmbhalia, & 163-Limbayat, the number of candidates exceeded 16. Therefore two Ballot Units were used in those Assembly Constituencies. 1548 Control Units and 766 Ballot units were replaced prior to / or at the time of commencement of poll. 148 Control Units & 154 Ballot Units were replaced after commencement of poll. 2 Control Units were found defective during counting of votes.

OTHER POLL RELATED MATERIALS

Following election materials were procured from Central Stamp Depot, Nashik Road.

Item	No.s
Green Paper Seals	2,20,000
Outer Paper Strip Seals (with Sr. No.s)	1,70,000
Outer Paper Strip Seals (without Sr. No.s for training purpose)	50,000
Address Tag for BU	3,00,000
Address Tag for CU	3,50,000
Pink paper seal for CU	76000
Pink paper seal for BU	95000

98600 (10 cc) phials of Indelible Ink were procured from Mysore Paints & Varnish Ltd., 63000 Power packs (Battery for EVM) were purchased from Bharat Electronics Ltd, Bangalore. 182 Secret seals, one for each Assembly Constituency were received from the Election Commission. Statutory/Non-Statutory forms, Covers in different size and

colours, Stationery etc were printed through Director, Government Printing & Stationery. 23000 Arrow Cross Mark Rubber Stamps were purchased from Ideal Cottage Industries, Jaipur. 26,400 Brass Seals were also prepared through Director, Government Printing & Stationery.

MODEL CODE OF CONDUCT

The Election Commission of India announced the General Election to State Legislative Assembly along with the State of Himachal Pradesh on 3 October, 2012. The Model Code of Conduct came into operation from that very day itself. The Model Code of Conduct instructions circular, incorporating all standing instructions of the Election Commission of India with respect to MCC, was issued and uploaded on the Web-site of the Chief Electoral Officer, Gujarat on the same day. The State Election machinery was alerted and geared up for the occasion well in advance and the mechanism to enforce the MCC was immediately put in place. Advance measures including training of the district level master trainers and the officers-in-charge of the MCC Cell on preventive action were taken up to ensure compliance of the MCC norms and punitive action in case of MCC violation.

THE TRAINING MODULE

A detailed and standardized training module was developed and implemented in consultation with a group of State level resource persons after indepth deliberations with the core team formed for training. Presentations, do's and don'ts, checklists, FAQs and a comprehensive guide on MCC based on compilation of all the existing instructions of the ECI were shared with the district level functionaries. The similar module was shared with the Returning Officers & Assistant Returning Officers as well, during their training sessions.

THE IMPLEMENTATION

For implementation of MCC at the State and District levels, officers were specifically entrusted responsibilities. The State level MCC Cell was

headed by an IAS Officer of the rank of Additional Secretary under overall guidance the Chief Electoral Officer. The district level MCC Cells too had a Senior Officer of the rank of Additional Collector as the Officer-in-Charge (Nodal Officer for Implementing MCC) with an adequate number of personnel for his team. At the State level, the emphasis was on speedy response to the queries raised by different Departments and the districts. During the implementation of MCC, the State level MCC Cell in the CEO Office received total 1097 number of U.O.R.s from various Departments/Districts, out of which, in 76 cases, the ECI was consulted and in 293 cases, factual reports / clarifications were called for from various Departments of the Government. At the district level, field implementation was the key. MCC Cells were formed by all the Returning Officers with provision for the Videography of all alleged violations of the MCC and Quick Response Teams were formed for removal of defacements. A special emphasis was on video trailing of candidates specifically identified for this purpose at District level. Uniform Helicopter/Chartered plane landing instructions and guidelines were issued well in time. A Single Window System (SWS) at RO level (giving all contact details of officer concerned) for various permission for contesting candidates/political parties was introduced and the details thereof were up-loaded on CEO's Web-site too. All grievances / complaints were promptly addressed, FIRs were lodged quickly with the local police whenever felt necessary and quick actions were taken for instant removal of various defacements. A web based mechanism for daily reporting on MCC violation and action taken thereon was developed. The compilation of MCC violation reports received by the districts from the Returning Officers, were processed at the district level by the Nodal Officer for MCC and forwarded to the CEO. The State compiled reports received from the districts and sent daily reports to the Commission. Special Teams were appointed at State and District level to do transcription of speeches of political leaders in to English.

The following table will give a clear and comprehensive picture of actions taken in MCC violation cases during the State Legislative Assembly General Elections 2012:

Sr. No.	Item	No. of Cases	FIR lodged
1	Defacement of Property Act (Wall writing, Poster, Banner etc.)	337070	-
2	Misuse of Vehicle (Beacon light, Flag)	142	19
3	Violation of Loudspeaker Act	12	9
4	Illegal Meeting/Speech etc. (without permission/speech promoting enmity, hatred, ill-will)	25	17
5	Inducement/Gratification to Electors/Cash, Kind Distribution	29	19
6	Others	78	47
Total ...		337356	111

CONCLUSION

Due to the effective implementation of the Model Code of Conduct during the General Assembly Elections, 2012 in the State, the political parties and the contesting candidates, by and large restrained themselves from major violations of the Model Code of Conduct. There was hardly any use of wall graffiti's and sound pollution was kept at the minimal level. Cases of Inducement/Gratification to Electors too were kept in check as far as possible. The General Election 2012 have been completed peacefully and in a free and fair manner.

LAW & ORDER

Conducting peaceful general elections is a mammoth exercise. Aware of this fact, the Election Commission of India (ECI), from the beginning, had made it profoundly clear, much ahead of the announcement of the poll schedule, that the election machinery of the state shall ensure a peaceful election in the State where the electorate could come forward to exercise their

right to vote without fear or favor. Keeping in view all the challenges, the ECI had held a series of meetings with the District election machinery and Police department to inject confidence in the public, political parties and the mass media to ensure a violence - free election. A broad deployment plan was prepared and kept ready well in advance (in July/August, 2012). An unprecedented measure was initiated in deploying central forces in vulnerable areas, much ahead of the election with an elaborate day to day deployment plan. CPF health issues were also taken care of. For daily Law & Order reporting from Districts a portal named www.gper2012.org was also created. Due to all - round efforts, a violence-free and peaceful election in the State could be held which has won huge accolades from all walks of life starting from the common voter to the national media.

PREVENTIVE ACTIONS

At the initial stage, the focus was on preventive action and vulnerability mapping. Uniformity in issuing prohibitory orders was ensured. Prohibitory orders for political functionaries informing them not to be located in Assembly Constituency where they are not voters were given vast publicity. As many as 12049 Mobiles (with police personnel and/or Sector Magistrates) were provided on poll day which proved very effective. The police authorities had also kept ready in advance a list of Motels/Hotels/Lodges to be checked during last 48 hours prior to the poll days. Frequency of the Security Forces and Checking Teams on the road and streets was increased.

Preventive action under Code of Criminal Procedure was the first priority. Preventive actions like seizure of arms and ammunitions, execution of Non Bailable Warrants (NBWs), search and seizure of illegal arms and ammunition, deposition of licensed arms, and arrests of potential intimidators and trouble-mongers started early on and continued unabated throughout the election process.

As a result of this unrelenting campaign, a significant number of illegal arms and ammunition were recovered from different areas of the state. This action ensured that the use of such illegal arms and ammunition during the poll process was prevented.

Following preventive measures were taken to maintain Law & Order during the Gujarat Legislative Assembly Election, 2012.

		No. of Unlicensed Arms / Explosive seized		
1	a)	Arms / Weapons	139	
	b)	Cartridges / Explosives (Quantity/Numbers)	Cartridges	382
			Explosives	440
			Bombs	2
2	Licensed Arms		Deposited	48087
			Impounded	45
			Cancelled	157
3	No. of persons bound down U/S 107/116 CrPC etc.		202841	
4	Execution of non-bailable warrants		a) Executed	53663
			b) Pending	4935
5	a)	No. of incidents of violence related to poll campaign, political rivalry etc.	29	
	b)	Total Killed	0	
	c)	Total injured	63	
	d)	Damage to property (in Rs.)	62500	
6	No. of incidents occurred under Atrocities Act 1989 during election		131	
7	Information regarding Vulnerable Hamlets			
	a)	Number of Hamlets identified as Vulnerable	2084	
	b)	Number of persons identified as probable source of trouble	5920	
	No. of persons against whom preventive action taken	107 with 151	2343	
		107 with 116(3)	1064	
109, 110		5581		
Others		1244		

VULNERABILITY MAPPING AND CRITICALITY ANALYSES

As is customary, the election authorities generally undertake a mapping exercise to identify areas having voters who apprehend obstructions in voting and also to identify polling stations where there might be disturbances during election. These exercises, known as '**Vulnerability Mapping**' and '**Criticality Analysis**', were taken to newer heights during this election. Keeping in view the instructions of ECI, a detailed exercise involving Sector Officers, Returning Officers and the District Election Officers was suggested and there were a series of reports to be submitted by different functionaries – VM-SO for the Sector Officers, VM-RO for the Returning Officer and VM-DEO for the District Election Officers. Reports were compiled at different levels and the finally compiled reports at the CEO level were sent to the Commission for perusal. The Services of Sector Officer is very crucial in the vulnerability mapping, hence they were trained thoroughly prior to this exercise. This process proved to be an extremely important intervention in enhancing faith of the electorate on the election machinery and this worked wonders as a confidence building measure. Statements showing district-wise details of out-come of *Criticality Analyses* and *Vulnerability Mapping* are as under.:-

DETAILS OF CRITICAL POLLING STATION

No. & Name Of District		Total Polling Station	Critical Polling Stations	
			No. of Critical Polling station	No. of Critical Polling station Location
1	Kachchh	1552	204	130
2	Banaskantha	2317	673	282
3	Patan	1035	511	328
4	Mahesana	1606	813	510
5	Sabarkantha	2102	724	456
6	Gandhinagar	1150	534	275
7	Ahmedabad	4856	1997	703
8	Surendranagar	1283	516	378
9	Rajkot	2589	1079	543
10	Jamnagar	1617	451	351
11	Porbandar	423	63	40
12	Junagadh	2182	833	515
13	Amreli	1270	555	335
14	Bhavnagar	2082	476	321
15	Anand	1569	788	495
16	Kheda	1778	1033	687
17	Panchmahal	1839	750	571
18	Dahod	1404	703	558
19	Vadodara	3150	1627	842
20	Narmada	560	64	50
21	Bharuch	1224	415	263
22	Surat	3770	1393	616
23	Tapi	559	169	126
24	Dang	320	108	99
25	Navsari	1087	373	205
26	Valsad	1255	111	52
Total of State.....		44579	16963	9731

DETAILS OF VULNERABILITY MAPPING

No. & Name Of District		Vulnerability Mapping		
		No. of Vulnerable Area / Hamlets	No. of Vulnerable Voters Identified	No. of Persons Identified
1	Kachchh	8	923	9
2	Banaskantha	97	87605	138
3	Patan	119	24527	383
4	Mahesana	239	38212	1043
5	Sabarkantha	37	704	749
6	Gandhinagar	28	193	171
7	Ahmedabad	53	37226	58
8	Surendranagar	12	307	9
9	Rajkot	38	5778	63
10	Jamnagar	11	2462	21

11	Porbandar	36	17138	43
12	Junagadh	72	33293	140
13	Amreli	86	27064	156
14	Bhavnagar	8	2350	51
15	Anand	23	2604	245
16	Kheda	16	756	125
17	Panchmahal	142	64757	422
18	Dahod	116	51651	525
19	Vadodara	176	74960	666
20	Narmada	0	0	0
21	Bharuch	100	21193	343
22	Surat	279	142267	220
23	Tapi	2	35	9
24	Dang	2	4	8
25	Navsari	373	991	286
26	Valsad	11	4873	37
Total of State.....		2084	641873	5920

SPECIAL OBSERVERS TO MONITOR LAW & ORDER

The Commission took a very unprecedented step to identifying the most violence-prone districts in the State and sending a team of Special Observers led by Senior Police Officers like ADG (L&O), IG and DIGs working in different states as well as Central Government. There were several visits by the team during which the members went to the interior areas and obtained direct information about vulnerable localities as well as potential trouble makers within each district. Inputs received from the team were discussed at the Commission and the districts were advised to formulate their District Deployment Plan taking into consideration the potential areas of trouble as identified by the special team.

FORCE DEPLOYMENT FOR THE ELECTION

The most important contributing factor for the peaceful polls in the State was the availability of ample number of central armed forces, both for the poll duty as well as for conducting area domination exercises, route marches and other confidence building measures. The area domination exercises and confidence building measures led to a significant fall in the incidences of violence and also ensured that people could cast their vote fearlessly. In order to curb pre-poll violence in the state, the Commission sent 190 Companies of Central Armed Police Force (CAPF)

more than a month in advance of the polls, which were strictly deployed for area domination and conducting route marches and other confidence building measures. The deployment plan clearly spelt out Static and Mobile deployment. This path-breaking measure had its immediate impact in ensuring that political clashes prior to poll were significantly curbed and the confidence of the voters in the ability of the ECI in conducting free and fair polls in the state was greatly boosted. Since the election was scheduled in two phases, the availability of such large contingent of central forces a month before poll ensured that the area-domination and other search and seizure activities were considerably improved due to their presence for a longer duration. Prompt and decisive action was taken in all cases of complaint against all levels of police and administration personnel for ensuring fairness and complete neutrality in conduct of polls. Senior police officers were deployed in all the sensitive districts to help the SPs but without interfering with the regular chain of command.

FALLOUTS

Pre-poll violence was prevented due to vigorous preventive action, pre-deployment of CAPF and other confidence building measures. Poll day violence and Post-poll violence could be constrained due to presence of forces even after completion of the poll process.

SYSTEMATIC VOTERS' EDUCATION & ELECTORAL PARTICIPATION (SVEEP)

General Election to the State Legislative Assembly, 2012 were held in two phases in the month of December, 2012. The Election Commission of India, this time aspired for free and fair election with enhanced participation of electors. Each District had prepared its SVEEP Plan and began implementation since May, 2012. In this regard, activities were started much ahead of the announcement of election in the State.

SVEEP PLAN CAMPAIGN STRATEGY



A detailed district wise SVEEP plan was developed and followed by the State and districts. The action plan drew inputs from the Baseline Survey on the Knowledge, Attitude, Behavior, Belief and Practice (KABBP) of voters conducted in 21 ACs by Sardar Patel University, Vallabhvidyanagar under active guidance of Chief Electoral Officer and the Election Commission of India. This study focused on the following issues :

- To study and assess Knowledge, Attitude, Behavior, Beliefs and Practices (KABBP) amongst the electors in Gujarat regarding election Process.
- To identify key influencers on issues related to the electoral process and voting by electors.
- To understand awareness level, belief and perception of electors in the State of Gujarat.
- To understand communication needs of different sections of the society most notably, the electors and the influencers.
- To provide inputs for effective intervention strategies by understanding the realities and perceptions of voters.

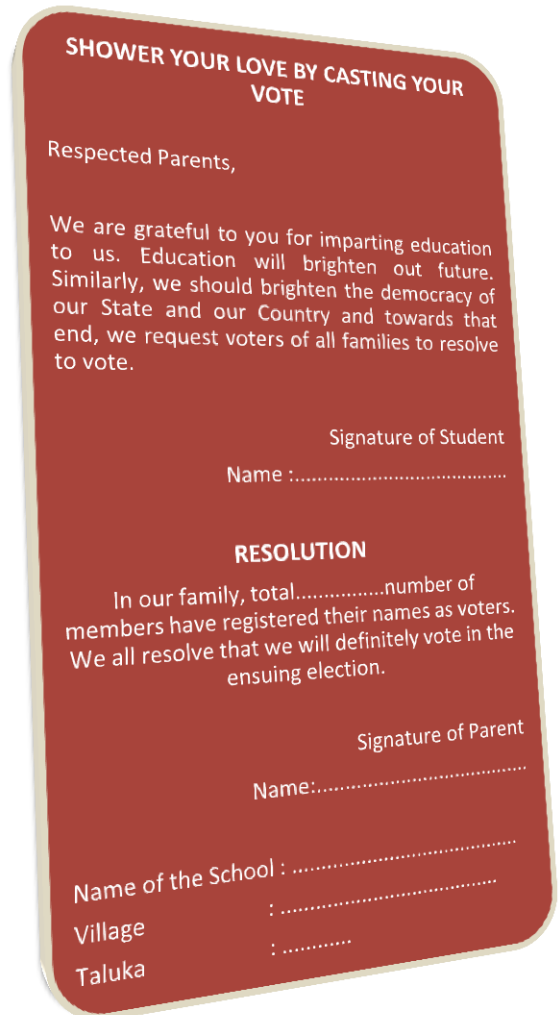
The SVEEP plan focused mainly on maximization of enrolment of voters, enhancement of youth participation, enhancement of women's participation, reduce the gender gap in registration, awareness for electoral participation,

maximization of voters' turnout and action against vulnerability. For this purpose, this programme was commenced in specific areas i.e. new registration of electors in all polling stations, Higher Secondary Schools and Higher Educational Institutions, women-specific SVEEP campaign where gender gap was higher, low voters turnout area polling booth wise in all A.Cs, low women voters turnout area polling booth wise in all A.Cs. vulnerable and critical booth area. The SVEEP plan sought coordinated participation of stakeholders in the field of media, Government and non government alike, Doordarshan, All India Radio, Radio Mirchi, Nehru Yuva Kendra, N.C.C., N.S.S., State Level Banks Coordination, Department of Field Publicity and State departments like Youth Services and Cultural Activities, Information and Broadcasting and various subordinate agencies like Fair Price Shops, Sakhi Mandals, Village Panni Samities, Anganwadi workers etc. were roped in for participation in the campaign. Shri Akshay Rout, Director General, SVEEP Division of the Election Commission of India took a series of meeting to ensure inter sectoral coordination and discussed with the partner agencies for prompt implementation of the programme.

We had conducted major activities like Young Voters festival, Friendly cricket matches, Flash Mobs, Kite flying competitions with VE slogans, Tableau on Republic Day parade, Voters' awareness rally, Radio Mirchi partnership for awareness on registration and voters' turnout. Also Street Plays, Bhavais, Garbas in vernacular language in identified areas, like tribal populated area, rural and suburb were performed across the state. Several hoardings, posters, pamphlets, cinema slides etc. including in 'Varli painting' style were prepared and distributed to all District Election Officers, partner agencies, and departments, They were displayed on various prime locations viz. Banks, Petrol Pumps, Highway Junctions, traffic points in the cities etc. across the State.

"Sankalpa Patra" initiative of pledge was taken by parents of Primary School, Secondary and Higher Secondary School children and by College students and members of women Self-Help Groups. Out of 85.47 lakhs Sankalpa Patra distributed, 71.07 lakhs were received back with the pledge.

SAMPLE OF SANKALP PATRA



In the various parts of the State more than 19795 Rallies, 255 Mashal Rallies were organized with more than 27.0 lakhs participation of people. More than 2.50 lakh people had participated in the event of 'Human Chain'. Also in the various parts of the State, which were identified on the basis of low voters' turnout in previous election, 240 Street Plays, 469 Bhavais, 774 Saheri Nataks, puppet show and musical events were organized during the entire process of election and period of Revision of Electoral Roll.

SAMPLE OF HOARDING



11,983 Hoardings for enrollment and voters' awareness, 6,08,175 Posters displayed and 35,13,980 Pamphlets, 11,11,474 stickers distributed / pasted and more than 221 cartoons were prepared & used across the state.

For female voters the education campaign included ;



- "Baa Bahu & Beti" campaign for female voter registration.

- Health workers, Aanganwadi workers, Dairy cooperatives involved
- Involvement of Sakhi Mandals (SHGs) for female registration.
- Training to members of Pani Samitis in villages
- Mahila Samakhya was actively involved for encouraging female registration

Matdar Sahayata Kendras opened in all 225 talukas of the state including District HQs. MSKs issued 13,780 new EPIC and 15,42,287 duplicate EPIC during revision of rolls before the specific date of poll.

DISTRIBUTION OF EPIC TO NEW VOTER



MATDAR SAHAYATA KENDRA (MSK) :



State administration and district officers together, made efforts to involve SATI PATI Sects followers in the general stream of the electoral process. Dang and Tapi district have followers of SATI PATI Sect in the State. The followers of this sect consider themselves as an original Indian and the owner of all the natural resources i.e. land, forest and water in these areas. They do not believe in any

Government policy and do not involve themselves in any Government programme. These people are poor, but willingly refuse the benefits of the public programmes. It was a great challenge to district administration to approach these families. Administration was successful in reaching to them and convincing them to register as a voter without touching the sensitive part of their belief. It is noteworthy that out of 3000 voters identified who follow this sect, almost 2800 voters got themselves registered as voters and they also got EPIC. It is a great achievement that out of these 2800 electors, around 2250 electors belonging to this group have used their franchise for the first time after the independence.

Because of the entire SVEEP campaign during the period of Revision of Roll and election process expected results could be achieved and voters' turnout could be increased to 72.02%. An analysis of Voter turnout figures indicated higher voter turnout in all 26 districts. Even urban areas of Ahmedabad, Vadodara, Surat and Rajkot recorded substantial increase in voting. The following table gives the comparable figures of Voters' turnout in 2007 and 2012.

No. & Name of District		Voter Turnout	
		GE-2007	GE- 2012
1	Kachchh	58.48	68.25
2	Banaskantha	62.57	75.57
3	Patan	64.63	71.63
4	Mehsana	64.31	74.61
5	Sabarkantha	61.31	76.69
6	Gandhinagar	63.23	75.49
7	Ahmedabad	58.24	69.16
8	Surendranagar	59.83	70.59
9	Rajkot	58.02	71.58
10	Jamnagar	55.73	69.03
11	Porbandar	56.96	66.90
12	Junagadh	62.07	70.38
13	Amreli	59.39	67.85
14	Bhavnagar	57.77	69.89
15	Anand	63.69	75.42
16	Kheda	61.76	72.92
17	Panchmahal	56.62	72.52
18	Dahod	49.89	69.27

19	Vadodara	58.69	72.92
20	Narmda	69.65	83.27
21	Bharuch	64.36	75.82
22	Surat	58.53	69.96
23	Tapi(New District)	---	81.36
24	Dang	58.87	69.79
25	Navsari	64.65	76.54
26	Valsad	61.82	74.40

PAID NEWS

As per the direction of the Election Commission of India, District Level Media Certification and Monitoring Committees were formed in all Districts headed by the District Election Officer for paid news. During period of election process 563 cases were detected as suspected paid news. Out of these, 68 cases were not found to be paid news by District M.C.M.C. 495 cases were decided as suspected paid news and recommended for issuing notice to candidate. Notice was issued by Returning Officer to candidates in all 495 cases. Out of these, candidate accepted to have spent the amount for news, and showed in their account in 198 cases. 81 cases were decided as not paid news and 215 cases were decided as paid news after considering their explanation. In four cases appeals were made before the State Level M.C.M.C. and decided as paid news. Hence out of 495 suspected cases of paid news there were 414 confirmed cases of paid news.

MEDIA CERTIFICATION & MONITORING COMMITTEE (MCMC)

As per the direction of the Commission, for pre-viewing, scrutinizing and certifying advertisements to be telecast over TV Channels, Cable network and Radio by any registered political party or by any group or organization / association a Media Certification and Monitoring Committee headed by the Additional Chief Electoral Officer, Gujarat was formed. Committee held series of meetings during October, 2012 to December, 2012. 584 advertisements for TV Channels, Cable network and Radio were put up before the MCMC for certification by the various registered political

parties. Out of these, 460 advertisements were approved and 33 were rejected as per the guidelines of the Commission. 90 advertisements were returned to the concerned political party for correction in light of the guidelines of the Supreme Court in SLP (Civil) NO.6679/2004. Also District Level Media Certification and Monitoring Committee were formed in all 26 districts.

TRAINING

Generally, in the earlier elections, training focus was on Presiding Officer's training. During General Election to the Legislative Assembly, 2012, capacity building was done for Election Related officers at all levels from DEO/SP to BLOs/Constabulary. In accordance with the need of election functionary, we had training modules developed by an agency selected from the empanelled agencies of Sardar Patel Institute of Public Administration, Ahmedabad.

The training programme for trainees was in cascade model. State Level Master Trainers from the Cadre of Gujarat Administrative Services Class-I & II were trained at IIIDEM, New Delhi. All these State Level Master Trainers gave training to Assembly Level Master Trainers at State Level. Both SLMTs and ALMTs trained all election functionaries like DEOs, SPs / CPs, Dy DEOs, ROs, AROs, EROs, AEROs, BLOs, Micro Observers, Sector Megistrate / Zonal Officer and all polling staff consistently across the State. All training materials and instructions were given in hard copy, soft copy and put on the DEO portal. Batch wise (each batch consists of 50 persons) training was given to all the election functionaries. On completion of training assessment of all 182 Returning Officers was carried out by DEC in 5 batches, and the assessment of Presiding Officers was carried out by DEOs/ROs. For assessment Standardized Question papers were setup by the office of Chief Electoral Officer. Details of the training imparted is as under :

TRAINING OF ELECTION PERSONNEL AND POLICE PERSONNEL

Category of Personnel	Trained at State/District /AC Level	Month of Training
Master trainers at state level	IIDEM	18 th to 19 th April
ROs and Dy. DEOs.	IIIDEM	April
DEOs	IIIDEM	April
Master trainers at District level	State	16 th to 17 th July
DEO	State Level by CEO and ACEOs	7 th August
DDO/SPs	State Level	7 th August
RO/ARO	State Level	23 rd to 24 th July; 25 th to 26 th July; 3 rd to 4 th August; 19 th to 20 th October (to new RO/AROs)
MCC teams	AC Level	20th September to 19th October
Expenditure Monitoring personnel	District Level	20th September to 21st October
Nodal Officers (16 from each district – total 416)	State Level	13th to 14th September
Sector Officers	AC level	September, October, December (1 day training)
CEO, DEO, RO, ARO	By ECI through VC	October - for nominations and scrutiny December – for Counting and GENYSYS software
Micro-Observers/Counting Staff	AC level	December (1 day training)

BLO	AC Level	3rd to 6th July
Candidates	Given CDs	Containing training material at the time of nomination
138 Master trainers (DySP and PI)	State level at Police Training Academy, Karai, Gandhinagar	October 2012
SP/Joint/Addl CP	30 trained at State level by CEO, ACEOs	7 th August 2012
DySP	154 trained at District level	September-October 2012
PI/PSI	At AC level and Sub. divisional Level	November-2012 to December-2012

COMMUNICATION PLAN

- Prepared at district and state level
- SMS based monitoring on the poll day – not very effective – due to technical issues at NIC.
- E-mail based reporting
- 1950 number for feedback
- Control rooms at district level to act on complaints
- Control rooms at CEO office
- Control room at IT office
- Phone numbers of CEO and team going public helped flow of information from public and NGOs

MEDIA MANAGEMENT AND SVEEP

- Wednesday press briefings at State level and at District level.
- Transparency in press conferences.
- All guidelines propagated through press.
- Press helped as a medium for engagement with voters.
- Press became an ally and partner in SVEEP.
- Regular press briefings and press release were made on critical activities and key instructions

to keep voters, political parties and candidates informed.

- Advertisement tool used only for information on polling process, such as 49-O, Tendered Votes, etc.
- Planning in advance.

USE OF INFORMATION AND TECHNOLOGY IN ELECTION MANAGEMENT

One of the major achievements of the General Election to the Gujarat Legislative Assembly, 2012 was innovative use of Information Technology to support the management at all levels access information and reach out to personnel during different critical stages of the election. Search engine for the Electoral Roll was used to perfection to disseminate vital information to the functionaries, the media and the people. Extensive use of website of the Chief Electoral Officer (www.ceogujarat.nic.in) was made to reach out to the people and other stakeholders alike. We had provided several facilities as under :

- U streaming on dispatch day.
- MCC software
- Law & Order software.
- C-DAC experiment of web crawling of printed, digital and electronic news.
- Web streaming, web casting
- SMS query
- Online registration
- Phone messaging
- Social network – MyVoteMyRight.com
- District Servers
- Sharing information on server

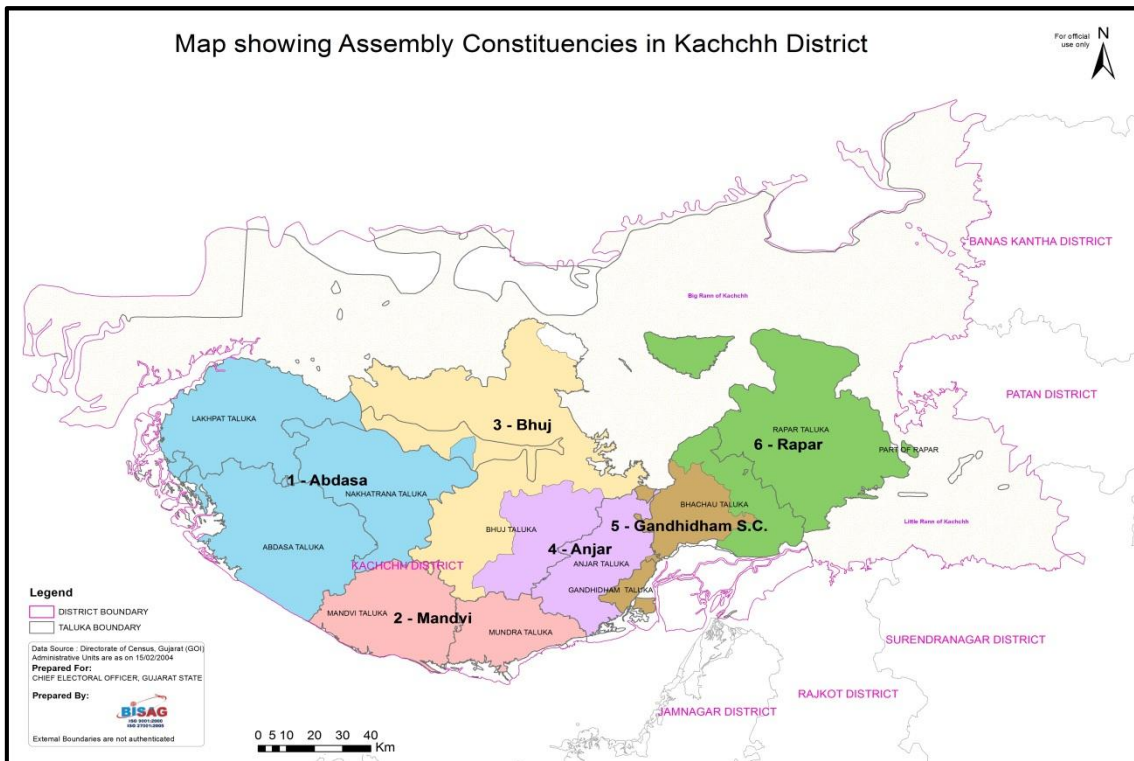
LESSONS LEARNT AND FUTURE DIRECTIONS

- Effective use of Media, Advertisement and partners "Radio Mirchi" throughout the State has given wide penetration and impacted upon the voters, particularly the youngsters' approach towards the Election Process.
- Targeted approach in identified low turnout PS very effective
- One major physical event at District/AC level just before day of polls helps generate enthusiasm

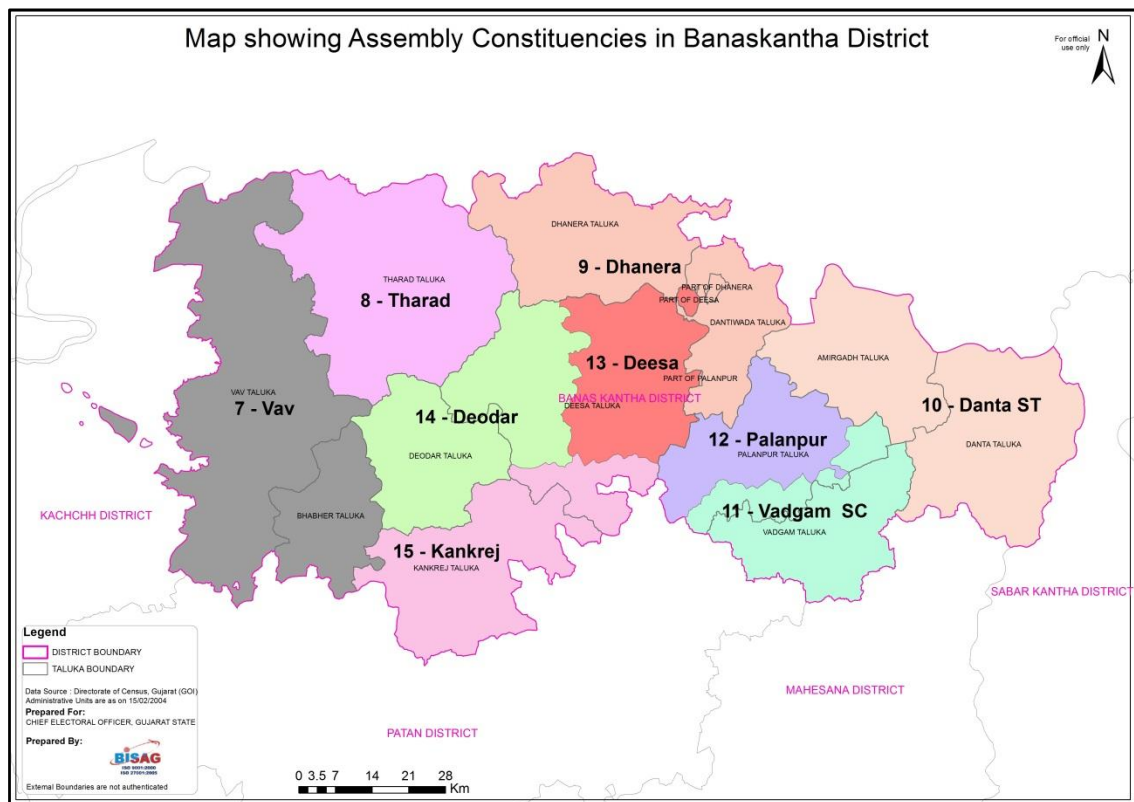
- Targeting parents through students has improved their participation on Poll day.
- Voter slip distribution has served as an invitation.
- There should be not more than 50 persons in a training batch.
- Master trainers should be picked up carefully from class I or II having good communication skills.
- Develop at least 2 to 3 master trainers resource persons per district, who should be available for clarification.
- Like RO assessment, assessment of Master trainers at ECI is suggested.
- Maximum numbers of case studies should be collected and compiled for distribution.
- Question bank should be prepared at State level
- Uniform training modules found very useful for the smooth conduct of Election.
- Advance deployment of CPF and large number of mobiles on Poll day builds confidence.
- Providing and facilitating Postal Ballot for election staff is a motivational factor.
- Maximum use of Video Conference, SMS, e-mail, Google drive, ftp is very effective in monitoring.

4. MAP SHOWING ASSEMBLY CONSTITUENCIES IN THE DISTRICT

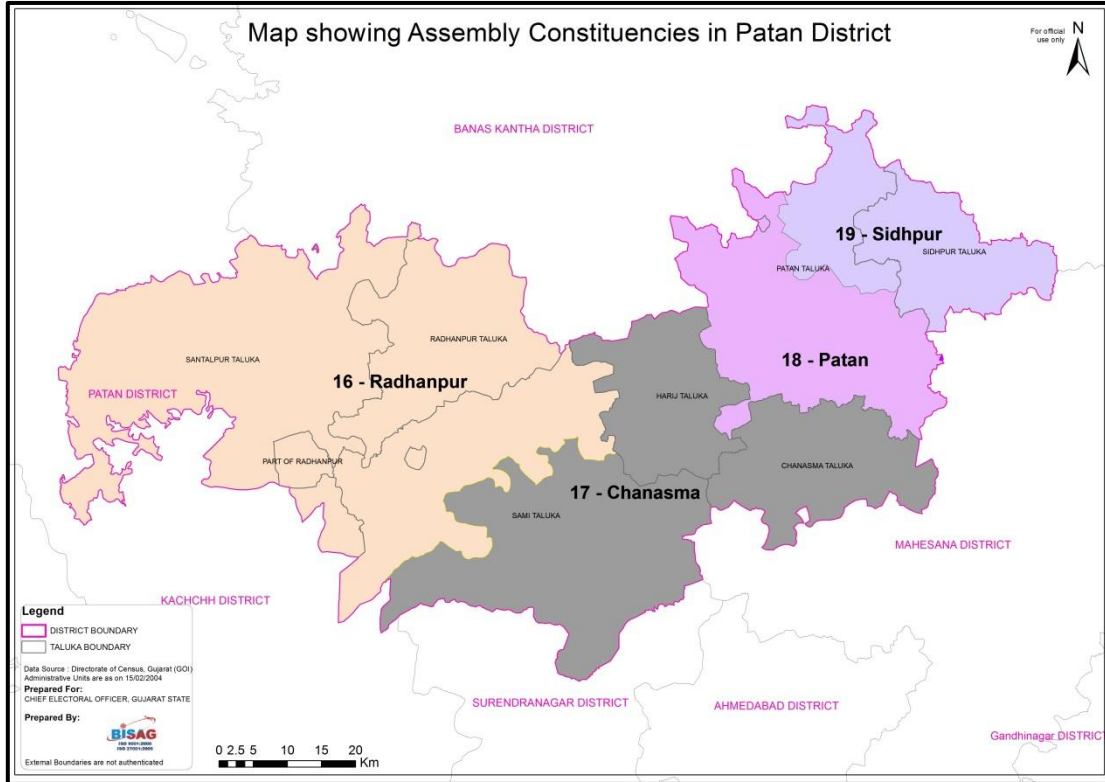
District : Kachchh



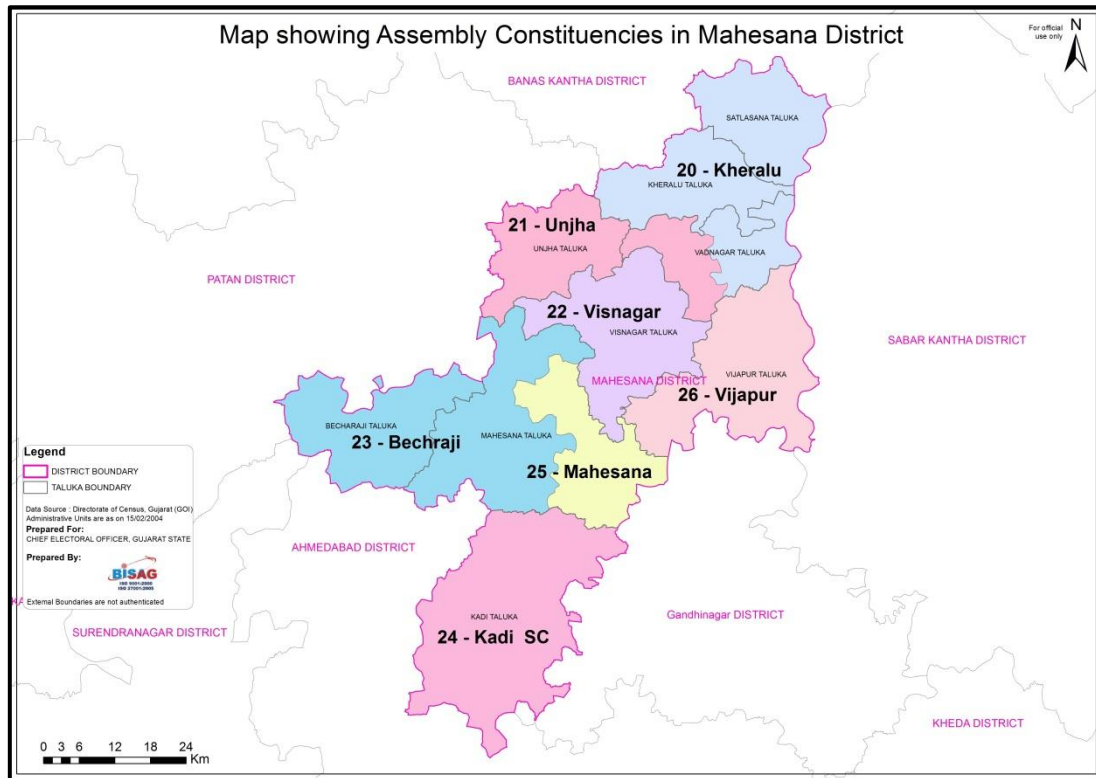
District : Banaskantha



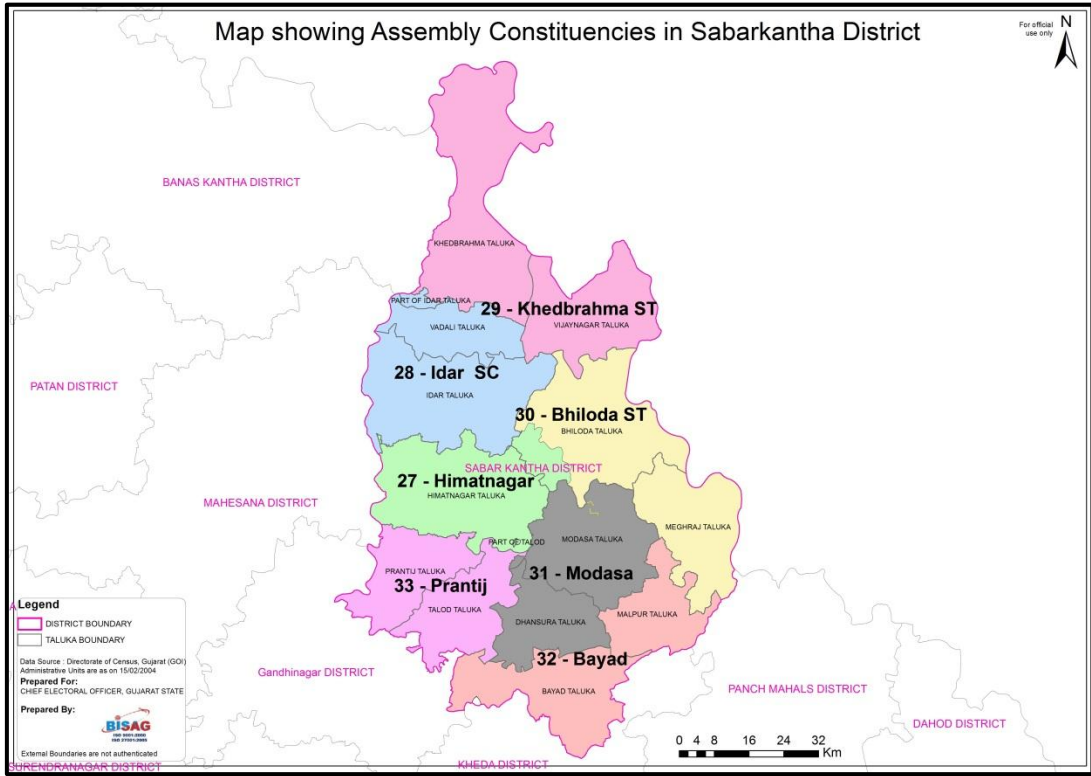
District : Patan



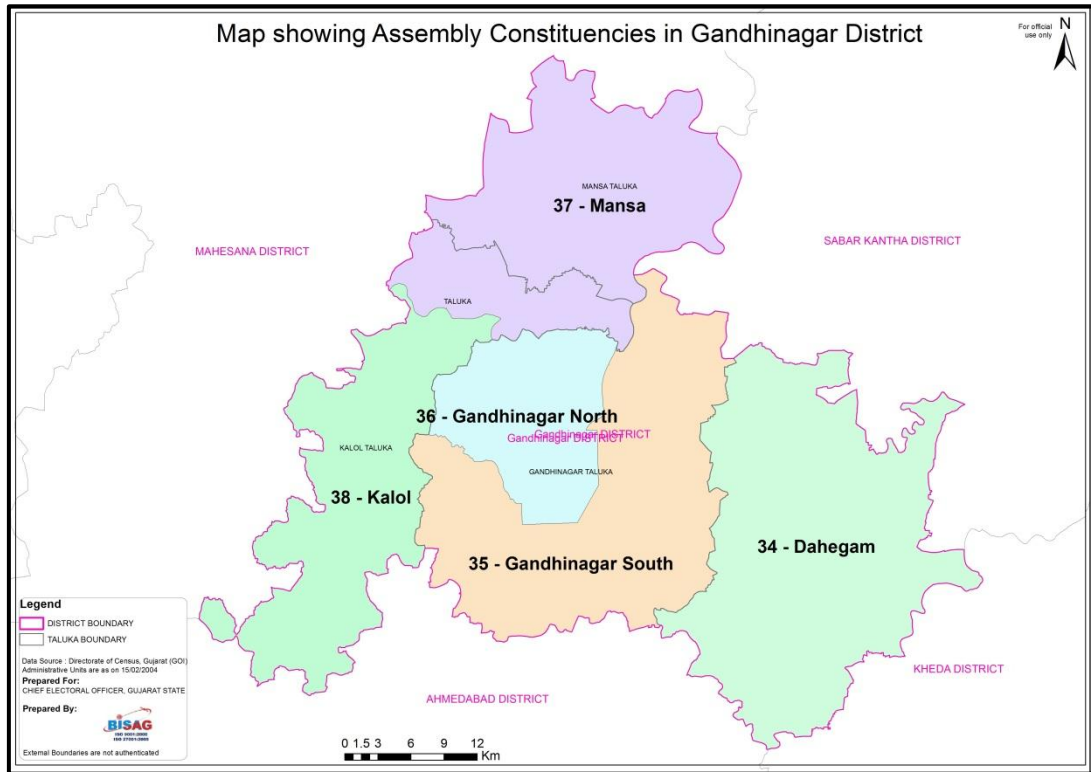
District : Mahesana



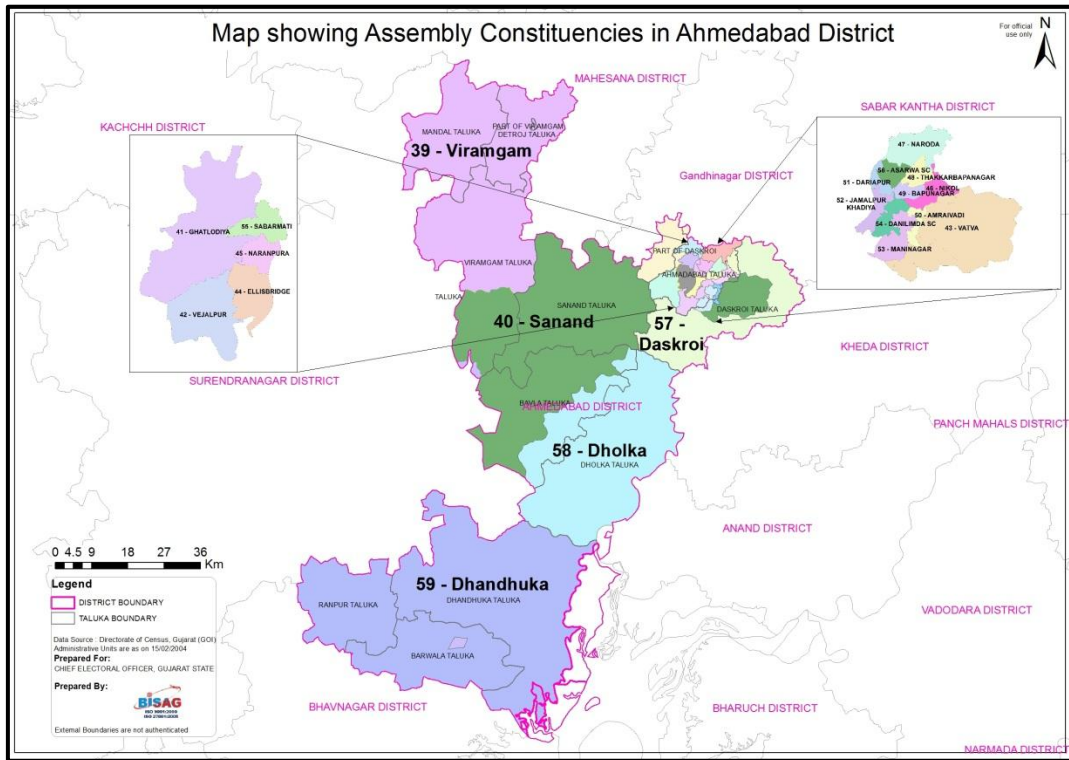
District : Sabarkantha



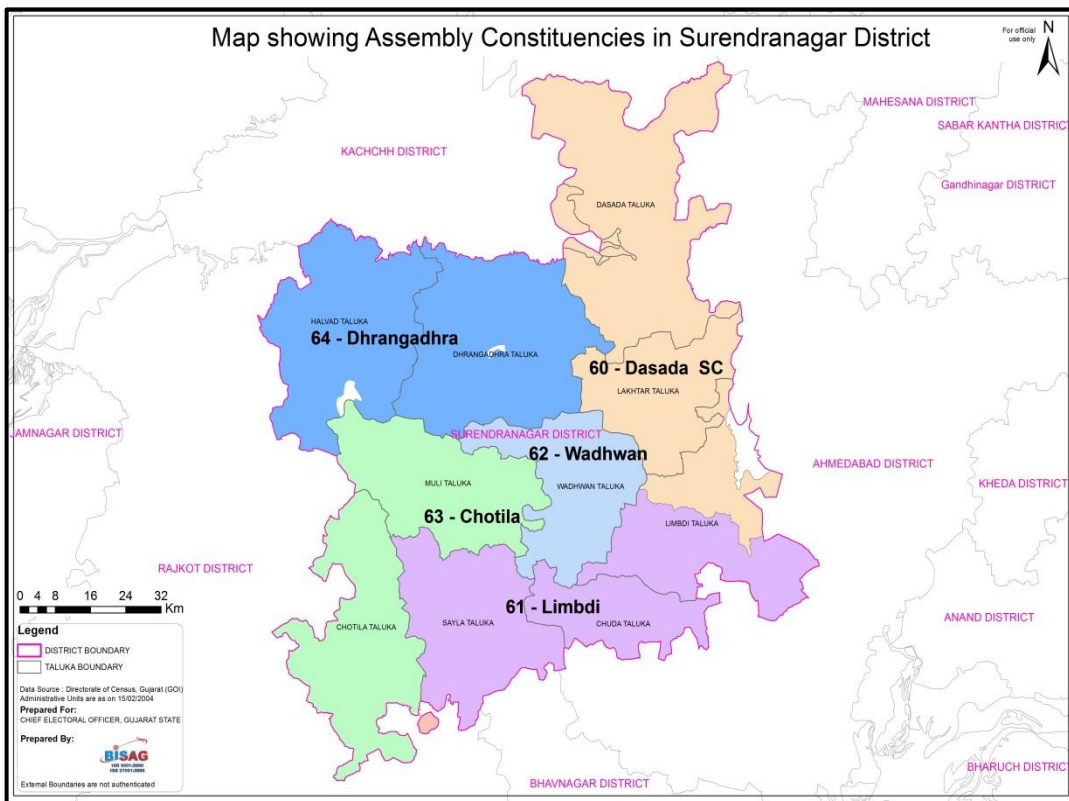
District : Gandhinagar



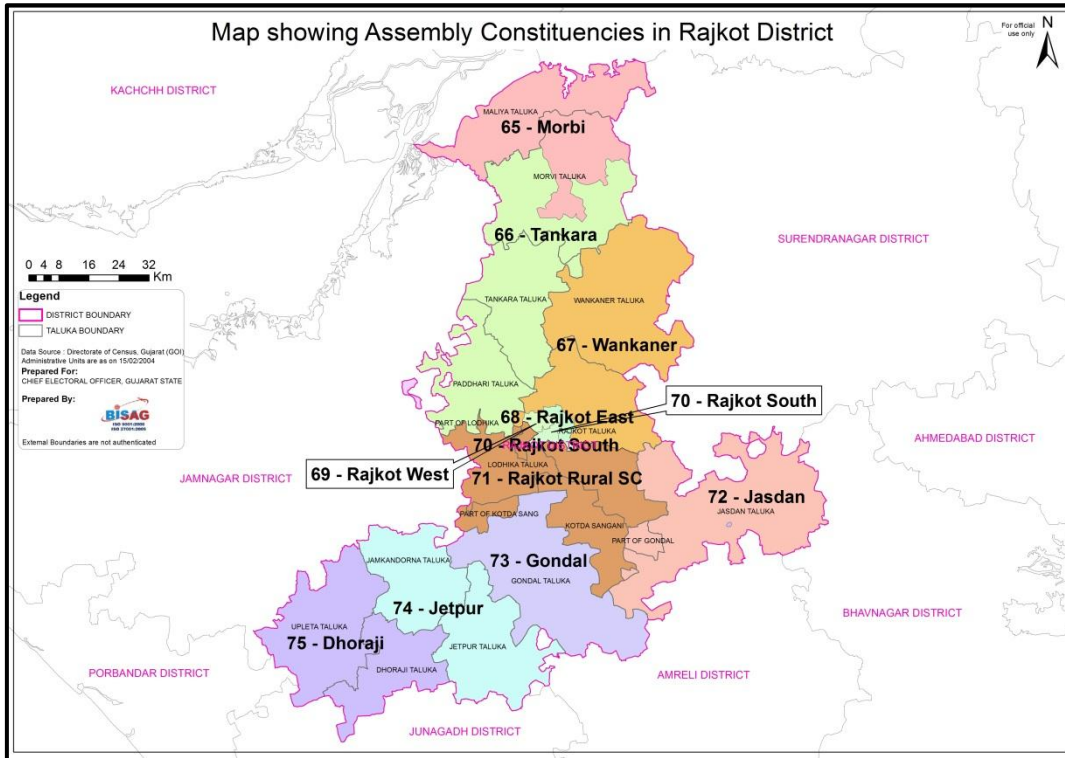
District : Ahmedabad



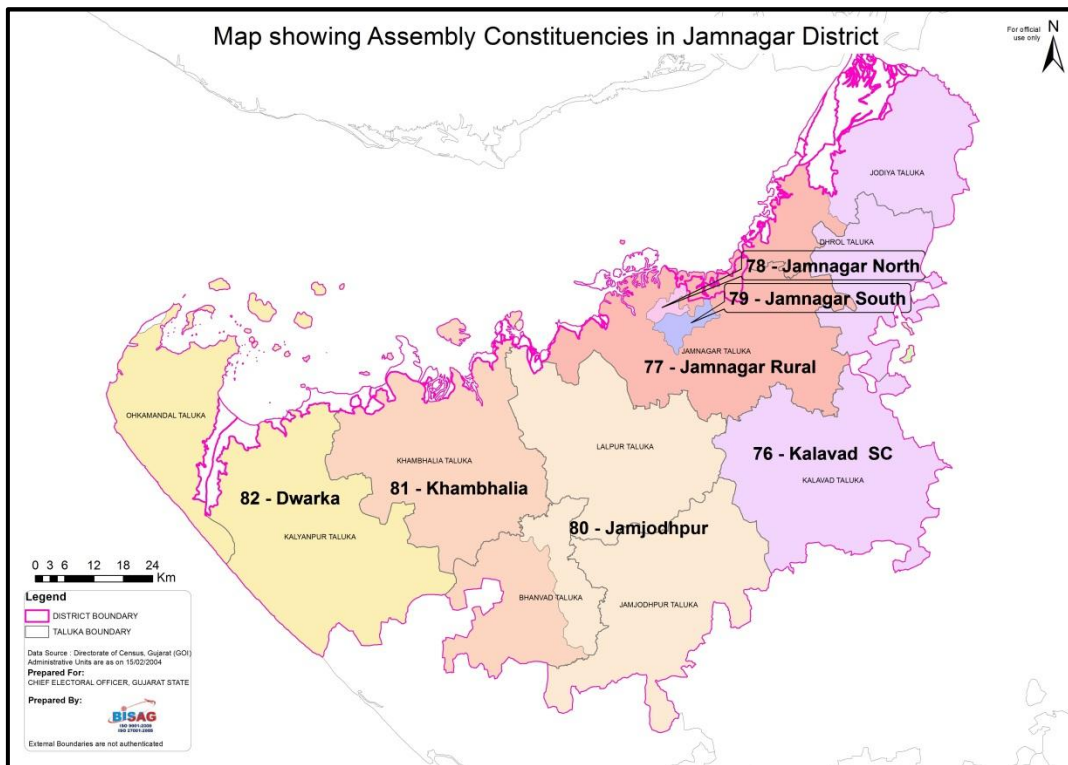
District : Surendranagar



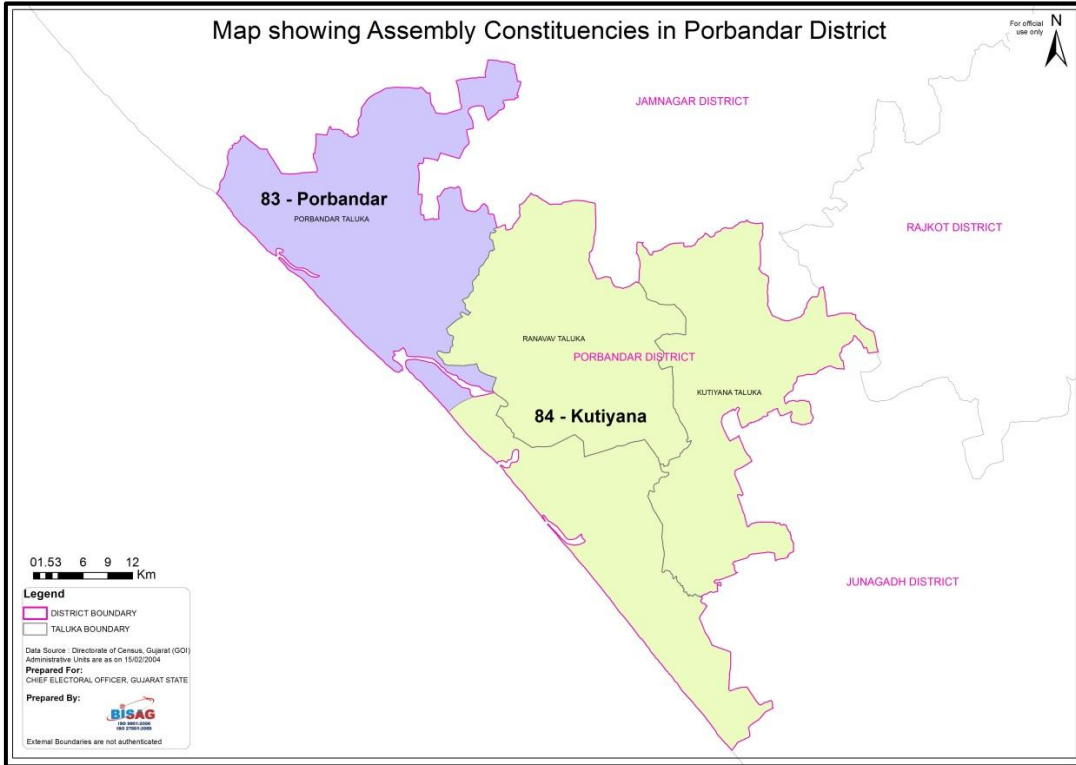
District : Rajkot



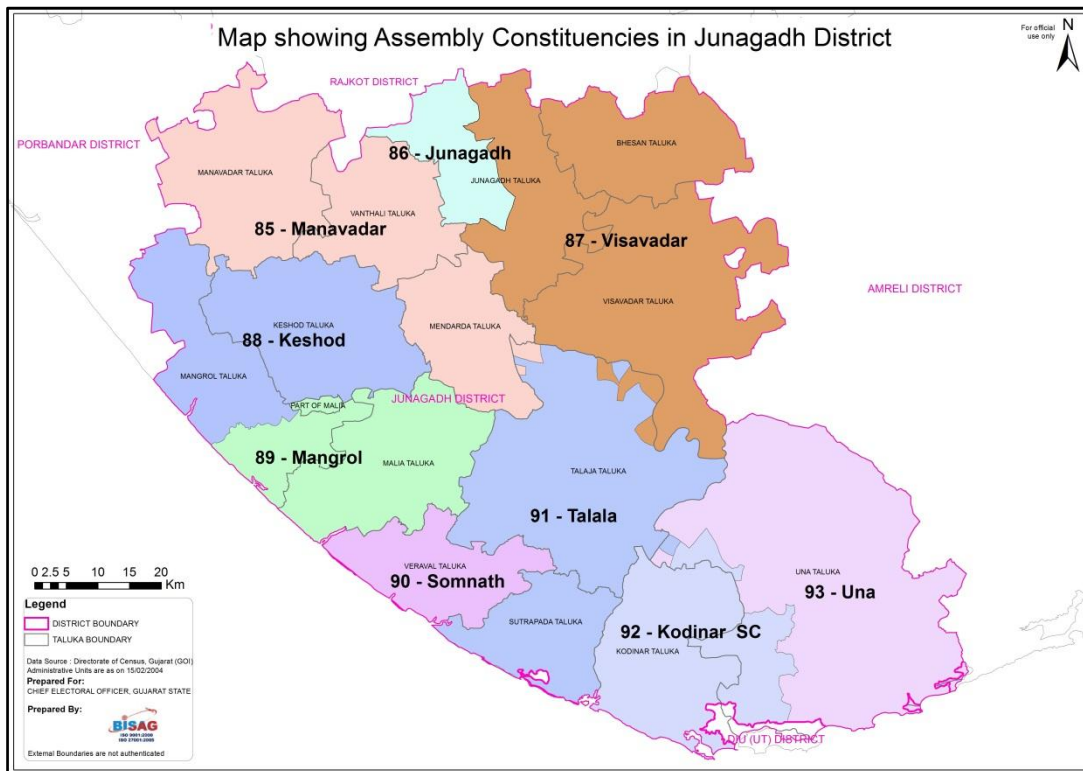
District : Jamnagar



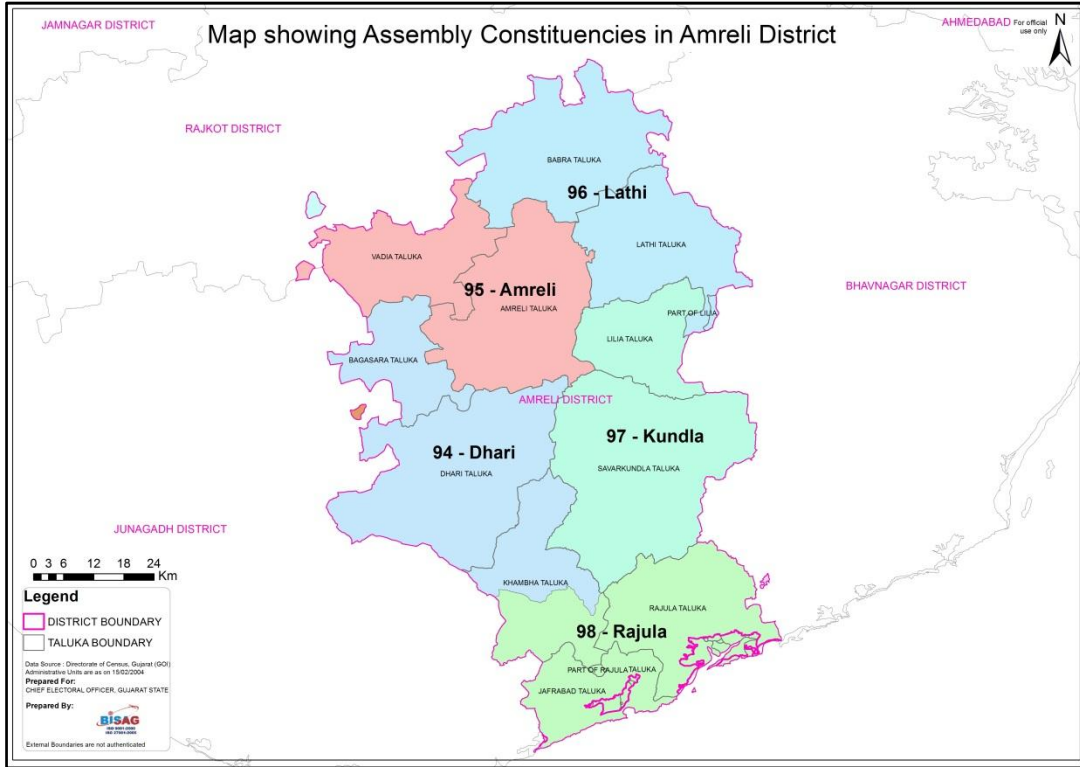
District : Porbandar



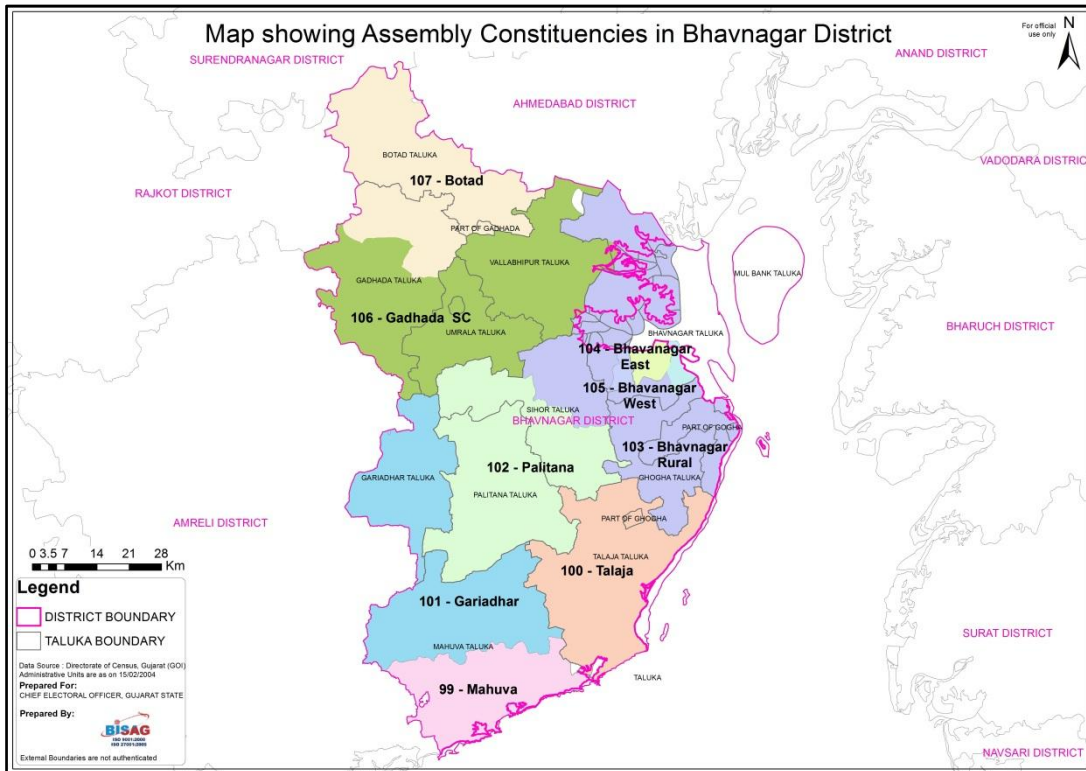
District : Junagadh



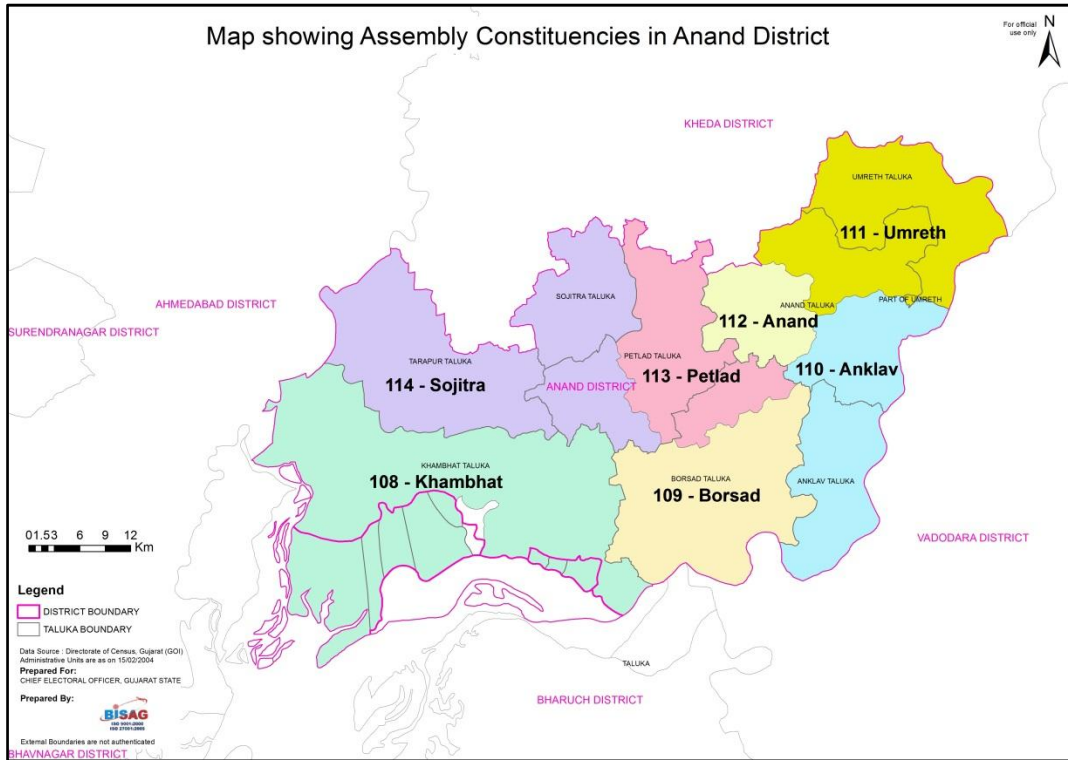
District : Amreli



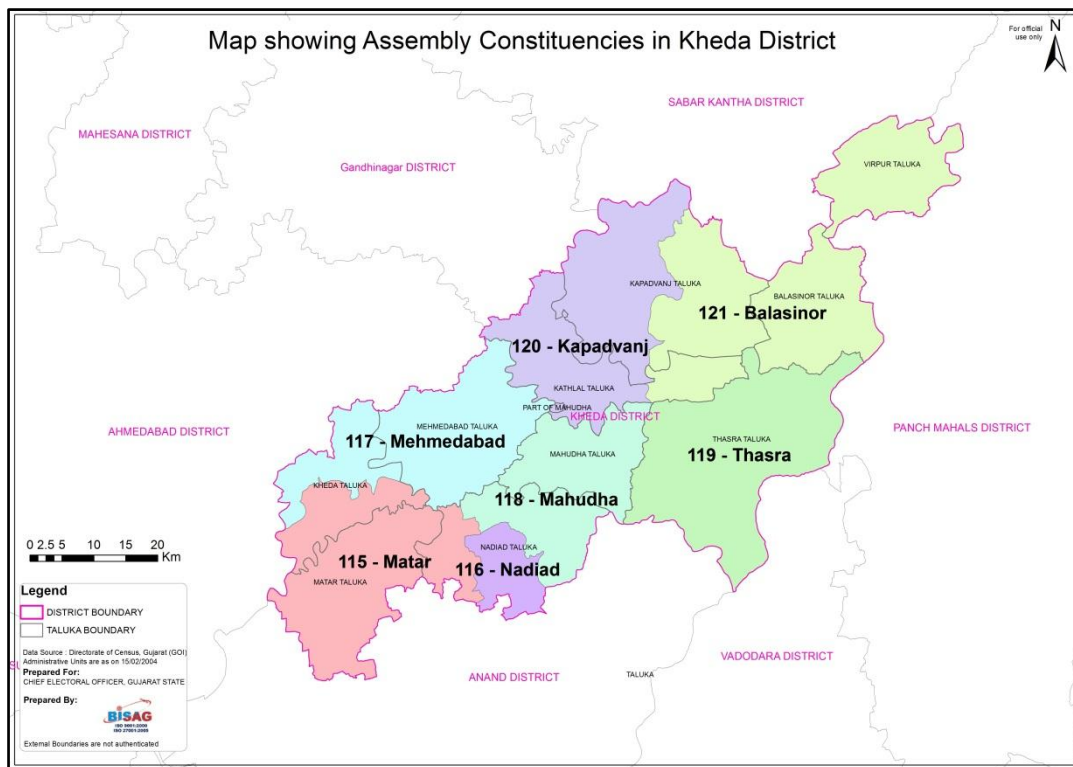
District : Bhavnagar



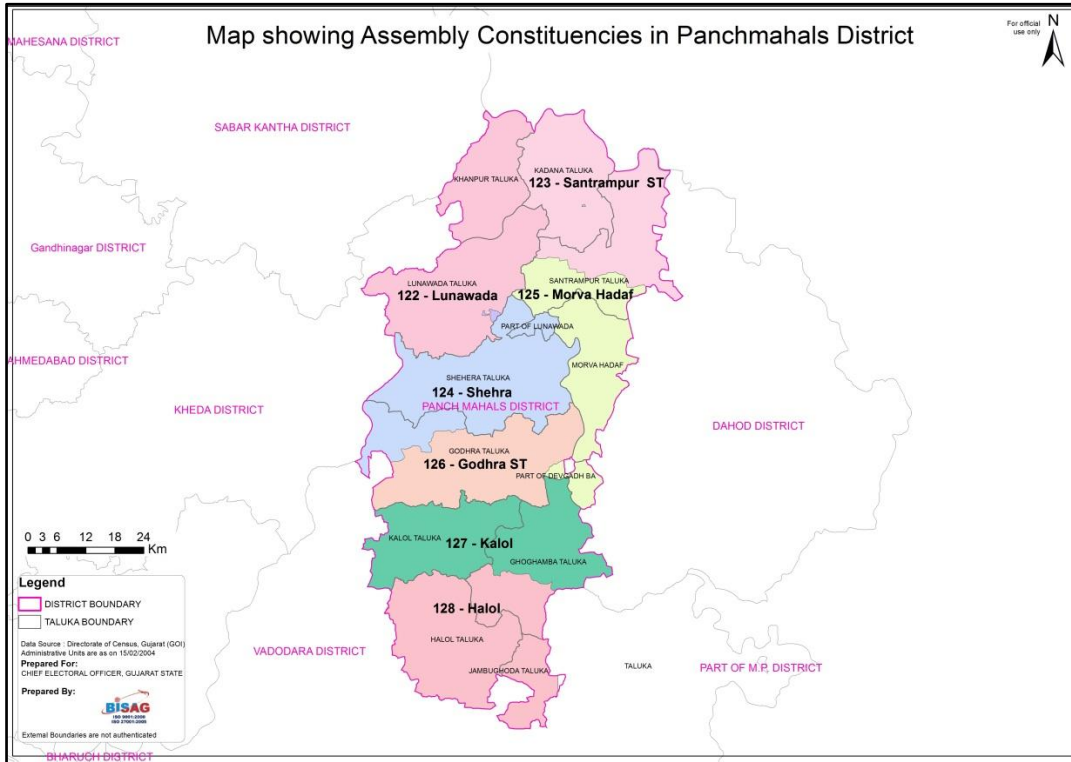
District : Anand



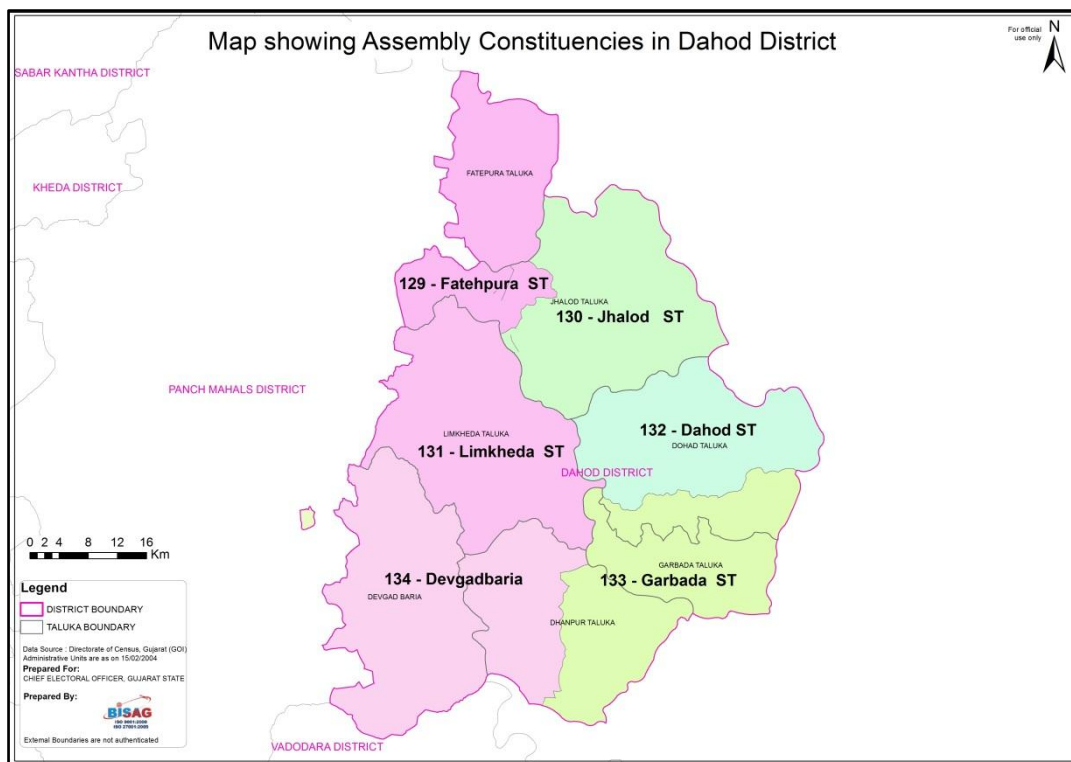
District : Kheda



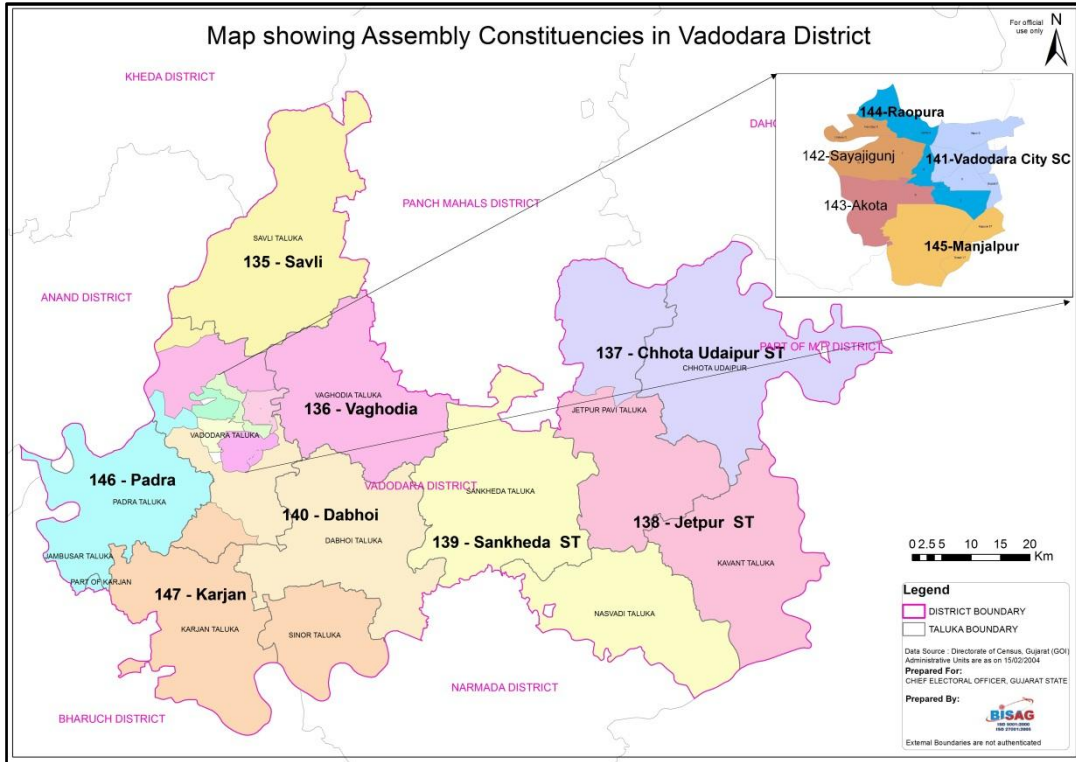
District : Panchmahal



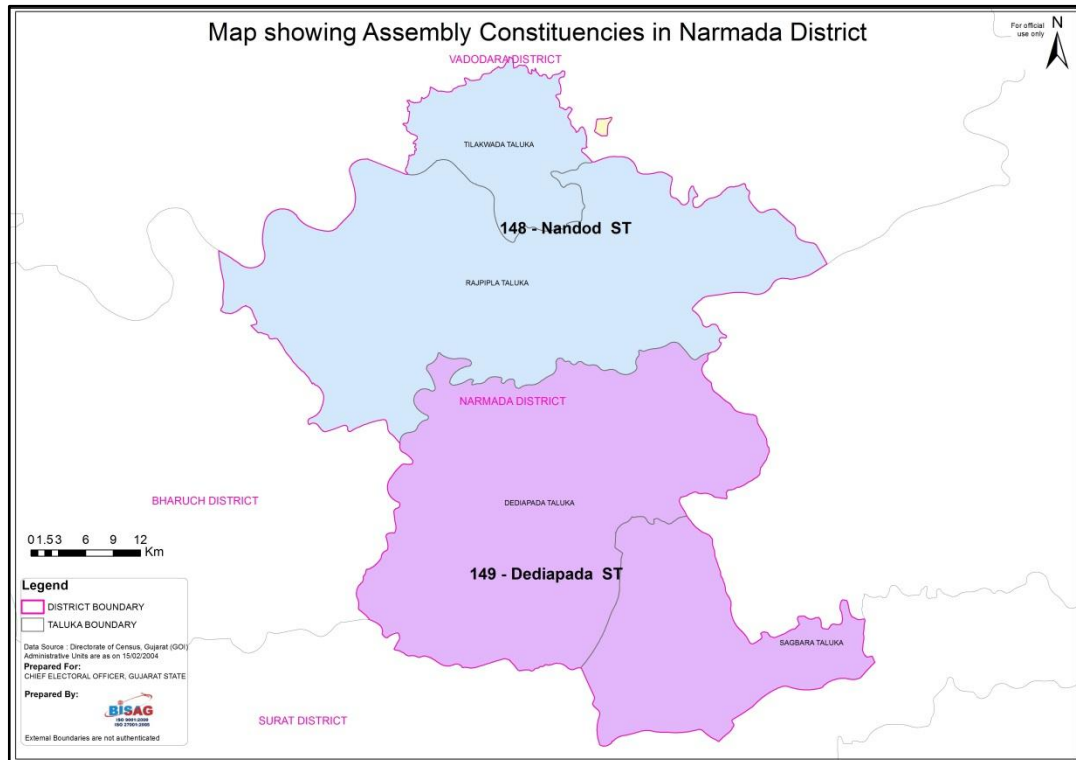
District : Dahod



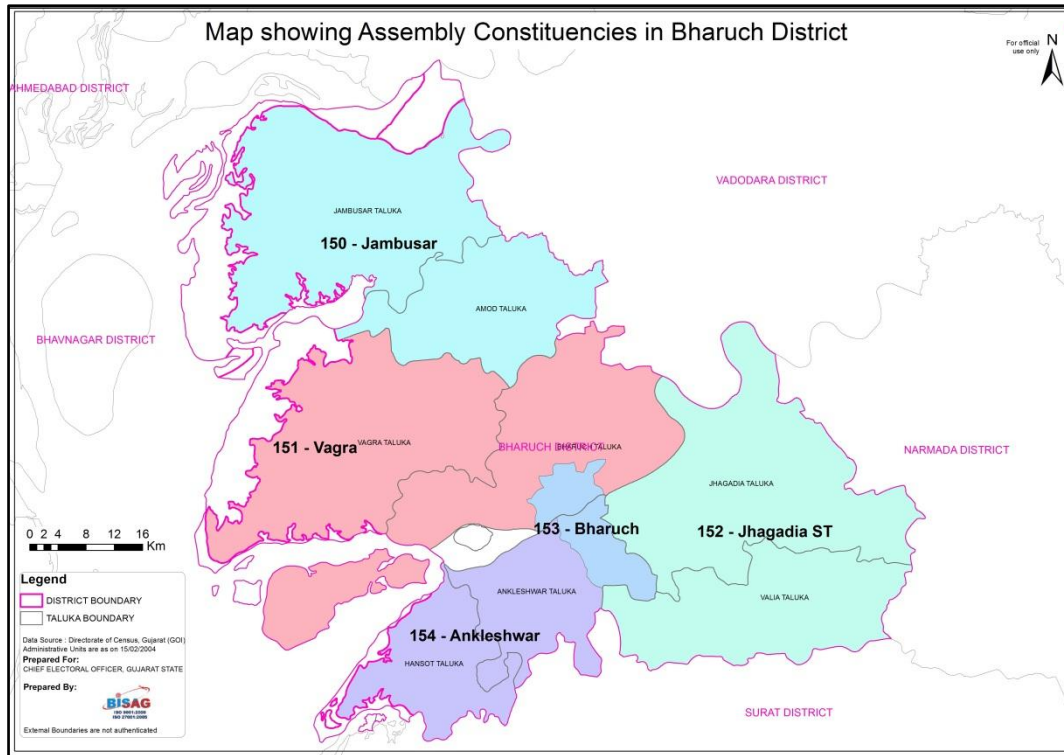
District : Vadodra



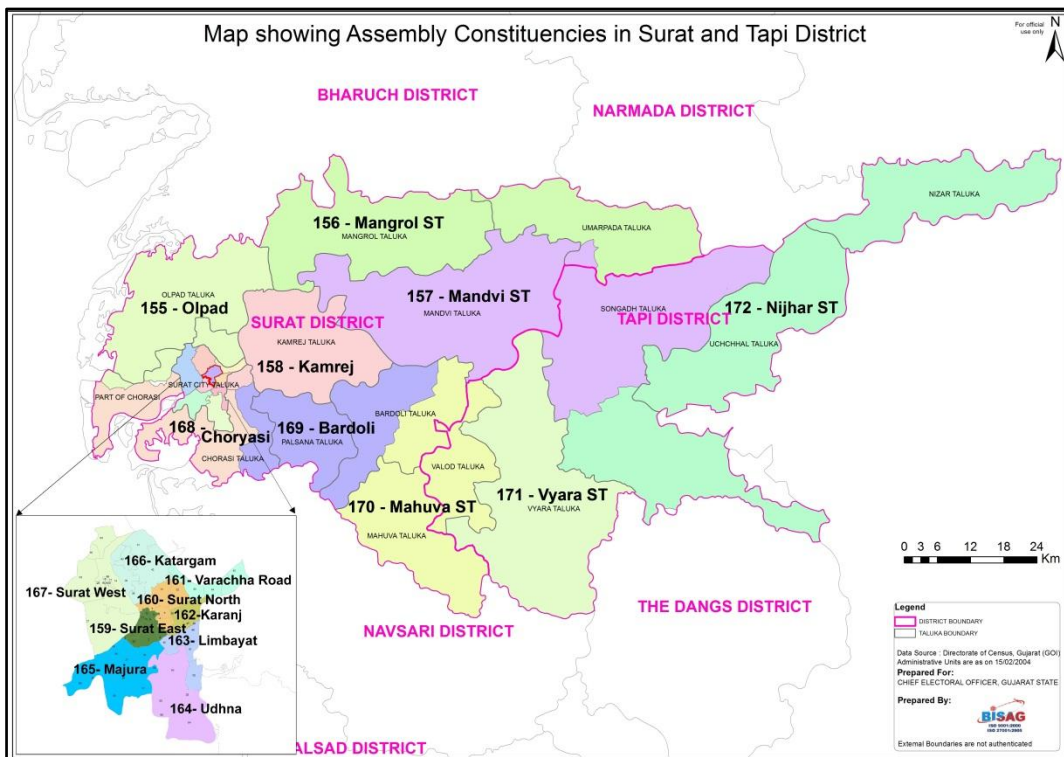
District : Narmada



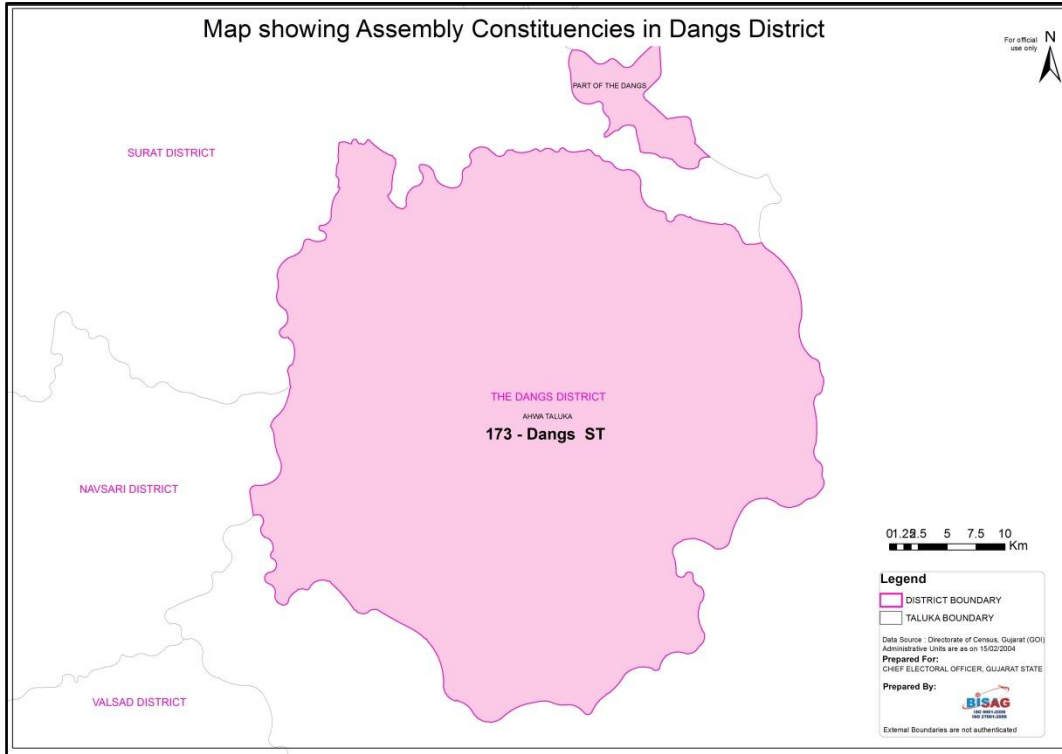
District : Bharuch



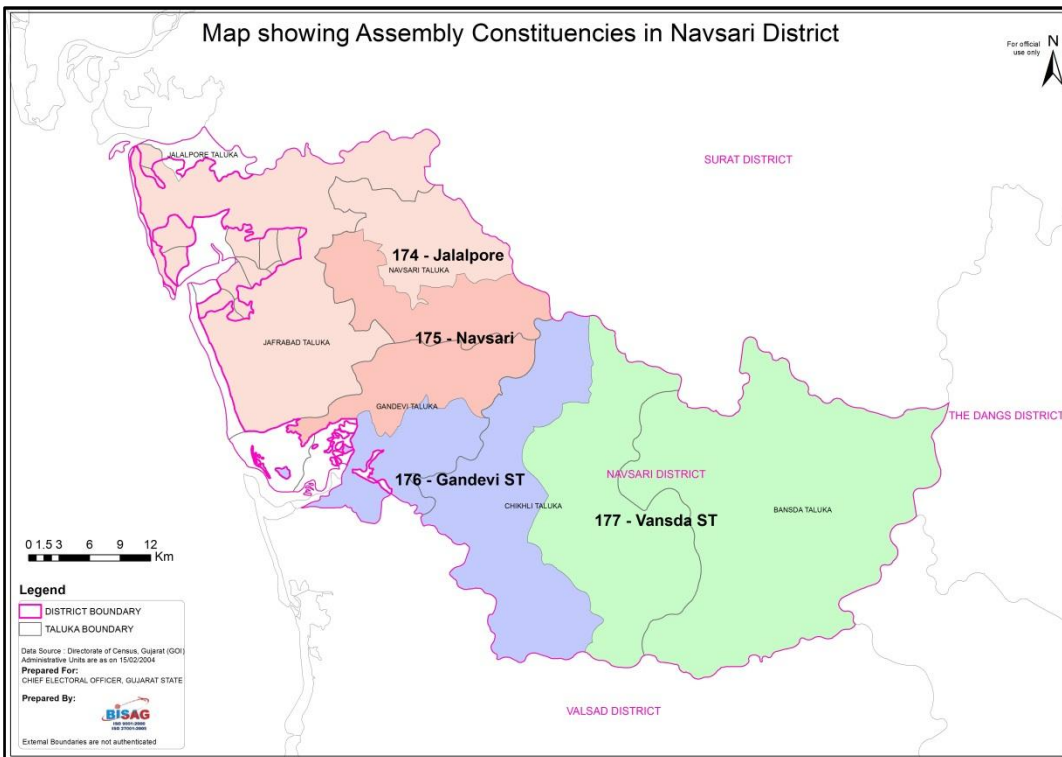
District : Surat & Tapi



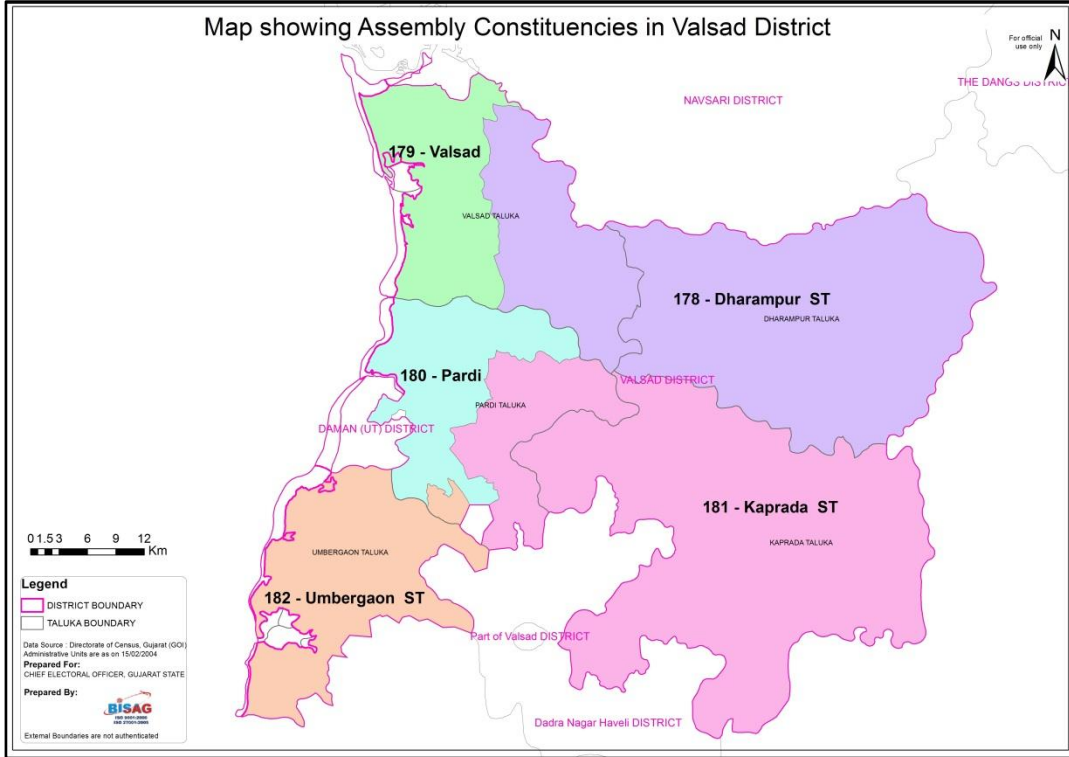
District : Dangs



District : Navsari



District : Valsad



5. Highlights

1. Assembly Constituencies :

Type of Assembly Constituency	GEN	SC	ST	Total
No. of Assembly Constituency	142	13	27	182

2. Contesting Candidates :

No. of Candidates in a Constituency	1	2	3	4	5	6	7	8	9	10	11	12	13	14	15	16	17	18	19	20
No. of Such Constituencies	0	0	1	4	10	25	24	30	20	23	6	5	9	11	3	6	2	1	1	1

Total Candidates in Fray	:	1666
Average Candidates per Constituency	:	9
Minimum Candidates in a Constituency	:	3 (129 - Fatepura (ST))
Maximum Candidates in a Constituency	:	20 (163 - Limbayat)

3. Electors :

Details	Men	Women	Others	Total
General Electors	19933556	18143660	189	38077405
Service Electors	16650	5055	-	21705
Total Electors	19950206	18148715	189	38099110

4. EPIC and Images (PER) :

No. of Electors with EPIC	:	37948644 (99.66 %)
No. of Electors with Photo (PER)	:	37899388 (99.53 %)

5. Polling Stations and Polling Station Locations :

No. of Polling Stations	:	44579
Average No. of Electors Per Polling Station	:	854
Minimum Polling Stations in a Constituency	:	162 (162 - Karanj)
Maximum Polling Stations in a Constituency	:	358 (139 - Sankheda (ST))
No. of Polling Station Locations	:	27161

6. Votes Polled :

Details	Men	Women	Others	Postal Votes	Total Votes
Votes Polled	14550769	12613257	48	275689	27439763
Polling Percentage (%)	73.00	69.52	25.40	0.72	72.02

7. Valid, Rejected and Tendered Votes :

No. of Valid Votes	:	27417045
No. of Rejected Votes	:	21137
No. of Not Retrived Votes from EVMs	:	1581
No. of Tendered Votes	:	417

8. Votes polled with EPIC, Voter Slip & Alternate Documents :

Votes Polled with EPIC : 12233427 (45.04 %)
 Votes Polled with Voter Slip provided by ECI : 14715669 (54.17 %)
 Votes Polled with Alternate Documents : 214978 (0.79 %)

9. EVMs Used :

No. of Control Units (C. U.) used : 53498
 No. of Ballot Units (B. U.) used : 55078

10. Performance of Women Candidates Vis-a-Vis Men Candidates :

Details	Men	Women	Others	Total
No. of Contesting Candidates	1569	97	0	1666
No. of Elected Candidates	166	16	0	182
No. of Candidate's Deposit Forfeited	1224	64	0	1288

11. Seats won by Parties :

Total Seats	Bharatiya Janata Party	Indian National Congress	Nationalist Congress Party	Gujarat Parivartan Party	Janata Dal (United)	Independent
182	115	61	2	2	1	1

12. Assembly Constituency having Lowest No. of Electors :

No. & Name of Assembly Constituency	General Electors				Service Electors			Total Electors
	Male	Female	Others	Total	Male	Female	Total	
162 Karanj	83922	60239	0	144161	1	0	1	144162

13. Assembly Constituency having Highest No. of Electors :

No. & Name of Assembly Constituency	General Electors				Service Electors			Total Electors
	Male	Female	Others	Total	Male	Female	Total	
158 Kamrej	168536	136084	1	304621	7	2	9	304630

14. Assembly Constituency having Lowest No. of Votes Polled :

No. & Name of Assembly Constituency	EVM Votes				Postal Votes	Total Votes
	Male	Female	Others	Total		
162 Karanj	54972	38101	0	93073	119	93192

15. Assembly Constituency having Highest No. of Votes Polled :

No. & Name of Assembly Constituency	EVM Votes				Postal Votes	Total Votes
	Male	Female	Others	Total		
158 Kamrej	123570	95436	0	219006	964	219970

16. Assembly Constituency having Lowest Percentage (%) of Voter Turnout :

No. & Name of Assembly Constituency	Electors				Votes Polled			% of Votes
	Male	Female	Others	Total	EVM	Postal	Total	
133 Garbada (ST)	103527	104579	0	208106	119417	1029	120446	57.88

17. Assembly Constituency having Highest Percentage (%) of Voter Turnout :

No. & Name of Assembly Constituency	Electors				Votes Polled			% of Votes
	Male	Female	Others	Total	EVM	Postal	Total	
149 Dediapada (ST)	86001	84899	0	170900	150836	1606	152442	89.20

18. Assembly Constituency having Lowest Margin of Victory :

No. & Name of Assembly Constituency	Elected Candidate			Runner-Up Candidate			Victory Margin
	Name	Party	Votes	Name	Party	Votes	
114 Sojitra	Parmar Punambhai Madhabhai	INC	65210	Patel Vipulkumar Vinubhai	BJP	65048	162

19. Assembly Constituency having Highest Margin of Victory :

No. & Name of Assembly Constituency	Elected Candidate			Runner-Up Candidate			Victory Margin
	Name	Party	Votes	Name	Party	Votes	
41 Ghatlodia	Patel Anandiben Mafatbhai	BJP	154599	Patel Rameshbhai Prahladbhai (Dudhwala)	INC	44204	110395

20. Re-poll was ordered by the Election Commission for the following Polling Stations :

Sr. No.	Name of District	No. & Name of Assembly Constituency		No. & Name of Polling Station		Date of Re-Poll
1	Jamnagar	80	Jamjodhpur	169	Kotada	16/12/2012, Sunday
2	Bhavnagar	103	Bhavnagar Rural	69	Kamlej-3	16/12/2012, Sunday
3	Surat	160	Surat North	27	Katargam-27	16/12/2012, Sunday

6. Details of Officials

Details of Election Officials (ECI)

Sr. No.	Name	Designation
1	Shri V. S. Sampath	Chief Election Commissioner
2	Shri H. S. Brahma	Election Commissioner
3	Dr. Syed Nasim Ahmad Zaidi	Election Commissioner
4	Shri Vinod Zutshi	Deputy Election Commissioner
5	Dr. Alok Shukla	Deputy Election Commissioner
6	Shri P. K. Dash	Director General
7	Shri Akshay Rout	Director General
8	Shri Ashish Srivastava	Director General

Details of State Officials

Sr. No.	Name	Designation
1	Shri A. K. Joti (IAS)	Chief Secretary
2	Dr. S. K. Nanda (IAS)	Additional Chief Secretary (Home)
3	Shri G. C. Murmu (IAS)	Secretary (Law & Order), Home Department
4	Shri Chitranjan Singh (IPS)	Director General of Police

Details of Election Officials (State)

Sr. No.	Name	Designation
1	Smt Anita Karwal (IAS)	Chief Electoral Officer
2	Shri Ashok Manek	Additional Chief Electoral Officer
3	Dr. S. Murali Krishna (IAS)	Additional Chief Electoral Officer (MCC)
4	Shri Sanjeev Kumar (IAS)	Additional Chief Electoral Officer (SVEEP)
5	Shri S. M. Damor	Joint Chief Electoral Officer
6	Shri M. A. Goriya	Under Secretary
7	Shri H. M. Thakkar	Under Secretary
8	Shri Ronak Mehta	Under Secretary
9	Shri A. S. Bhatt	Under Secretary
10	Shri N. D. Acharya	Under Secretary

7. Details of Officials at Field

Sr. No.	Name of District	General Observers	Expenditure Observers	Asst. Exp. Observers	Micro Observers	Polling Personnel	Cameras Used		Webcasting on PS
							Video	Digital	
1	Kachchh	6	3	7	271	8670	407	23	50
2	Banaskantha	9	4	12	235	12860	242	0	39
3	Patan	4	2	4	122	5801	428	10	20
4	Mahesana	7	3	7	362	8932	1091	50	50
5	Sabarkantha	7	7	7	357	11620	313	0	38
6	Gandhinagar	5	2	5	175	6432	417	0	27
7	Ahmedabad	21	10	19	694	27379	455	31	90
8	Surendranagar	5	2	7	96	7198	49	0	47
9	Rajkot	11	5	11	284	14659	748	0	96
10	Jamnagar	7	3	7	385	9120	514	0	49
11	Porbandar	2	1	2	49	2402	119	0	30
12	Junagadh	9	4	9	615	12165	516	0	50
13	Amreli	5	2	7	208	7068	541	50	50
14	Bhavnagar	9	4	9	188	11760	259	0	51
15	Anand	7	3	8	387	8768	615	388	35
16	Kheda	7	3	7	329	9921	616	254	62
17	Panchmahal	7	3	8	473	10197	1046	0	52
18	Dahod	6	3	8	557	7783	581	62	62
19	Vadodara	13	6	21	284	17881	587	0	26
20	Narmada	2	1	2	63	3095	163	21	40
21	Bharuch	5	2	6	374	6811	562	0	71
22	Surat	16	8	16	316	20705	1072	0	61
23	Tapi	2	1	2	96	3087	190	10	25
24	Dangs	1	1	1	29	1767	83	0	5
25	Navsari	4	2	4	84	6020	152	0	16
26	Valsad	5	2	5	223	6971	506	50	41
Total of State		182	87	201	7256	249072	12272	949	1183

8. Electoral Offences Registered During Assembly Election - 2012

Sr. No.	Name of District	Murder	Attempt to Murder	Dacoity	Robbery	Rioting	Hurt	Arson	Misc.	N.C.	Code of Conduct	Bogus Voting	Total
1	Kachchh	0	0	0	0	4	1	0	0	1	3	0	9
2	Banaskantha	0	0	0	0	1	0	0	0	0	18	0	19
3	Patan	0	0	0	1	0	0	0	1	2	3	0	7
4	Mahesana	0	0	0	0	2	0	0	5	0	10	0	17
5	Sabarkantha	0	0	0	0	0	0	0	0	1	1	0	2
6	Gandhinagar	0	0	0	0	0	0	0	1	1	0	0	2
7	Ahmedabad	0	0	0	0	0	0	0	1	2	9	0	12
8	Surendranagar	0	0	0	0	0	0	0	1	0	0	0	1
9	Rajkot	0	0	0	1	2	0	0	6	3	14	0	26
10	Jamnagar	0	0	0	0	0	0	0	1	0	5	0	6
11	Porbandar	0	0	0	0	0	0	0	2	0	0	0	2
12	Junagadh	0	0	0	0	1	0	0	3	0	13	0	17
13	Amreli	0	0	0	0	1	0	0	1	1	6	0	9
14	Bhavnagar	0	0	0	0	0	1	0	2	0	0	0	3
15	Anand	0	0	0	0	1	0	0	1	3	1	0	6
16	Kheda	0	0	0	1	0	0	0	0	0	0	0	1
17	Panchmahal	0	2	0	0	2	0	0	4	0	5	0	13
18	Dahod	0	0	0	0	0	0	0	4	1	2	0	7
19	Vadodara	0	0	0	0	0	1	0	2	4	6	0	13
20	Narmada	0	0	0	0	0	0	0	2	1	6	0	9
21	Bharuch	0	0	0	0	0	0	0	3	4	0	0	7
22	Surat	0	1	0	0	0	0	0	1	2	16	0	20
23	Tapi	0	0	0	0	0	0	0	0	0	0	0	0
24	Dangs	0	0	0	0	1	0	0	0	0	1	0	2
25	Navsari	0	0	0	0	0	0	0	0	0	0	0	0
26	Valsad	0	0	0	0	0	0	0	0	0	0	0	0
Total of State		0	3	0	3	15	3	0	41	26	119	0	210

9. List of Participating Political Parties

Sr. No.	Name of Political Party	Party Abbreviation
NATIONAL PARTIES		
1	Bahujan Samaj Party	BSP
2	Bharatiya Janata Party	BJP
3	Communist Party of India	CPI
4	Communist Party of India (Marxist)	CPM
5	Indian National Congress	INC
6	Nationalist Congress Party	NCP
REGISTERED PARTIES		
1	Adivasi Jan Kalyan Party	AJKP
2	Akhil Bharatiya Jan Sangh	ABJS
3	Akhil Bharatiya Manav Seva Dal	ABMSD
4	Ambedkar Samaj Party	ASP
5	Bahujan Suraksha Dal	BSDL
6	Bharatiya Dalit Congress	BhDC
7	Bharatiya Janta Dal	BhJD
8	Bharatiya National Janta Dal	BNJD
9	Communist Party of India (Marxist-Leninist) (Liberation)	CPI(ML)(L)
10	Democratic Bharatiya Samaj Party	DBSP
11	Gujarat Parivartan Party	GPP
12	Hindusthan Nirman Dal	HND
13	Indian Justice Party	IJP
14	Indians Front	IF
15	Janata Dal (United)	JD(U)
16	Lok Jan Shakti Party	LJP
17	Loktantrik Rashrtavadi Party	LoRP
18	Loktantrik Samajwadi Party	LSWP
19	Manavadhikar Janshakti Party	MaJP
20	Navin Bharat Nirman	NBN
21	New Socialist Movement	NSM
22	Prajatantra Aadhar Party	PAP
23	Rashtriya Komi Ekta Party	RKEP
24	Rashtriya Krantikari Samajwadi Party	RKSP
25	Rashtriya Lok Dal	RLD
26	Rashtriya Samaj Paksha	RSPS
27	Rashtriya Samajwadi Party (Secular)	RSP(S)
28	Republican Party of India (A)	RPI(A)
29	Samajwadi Party	SP
30	Sardar Vallabhbhai Patel Party	SVPP

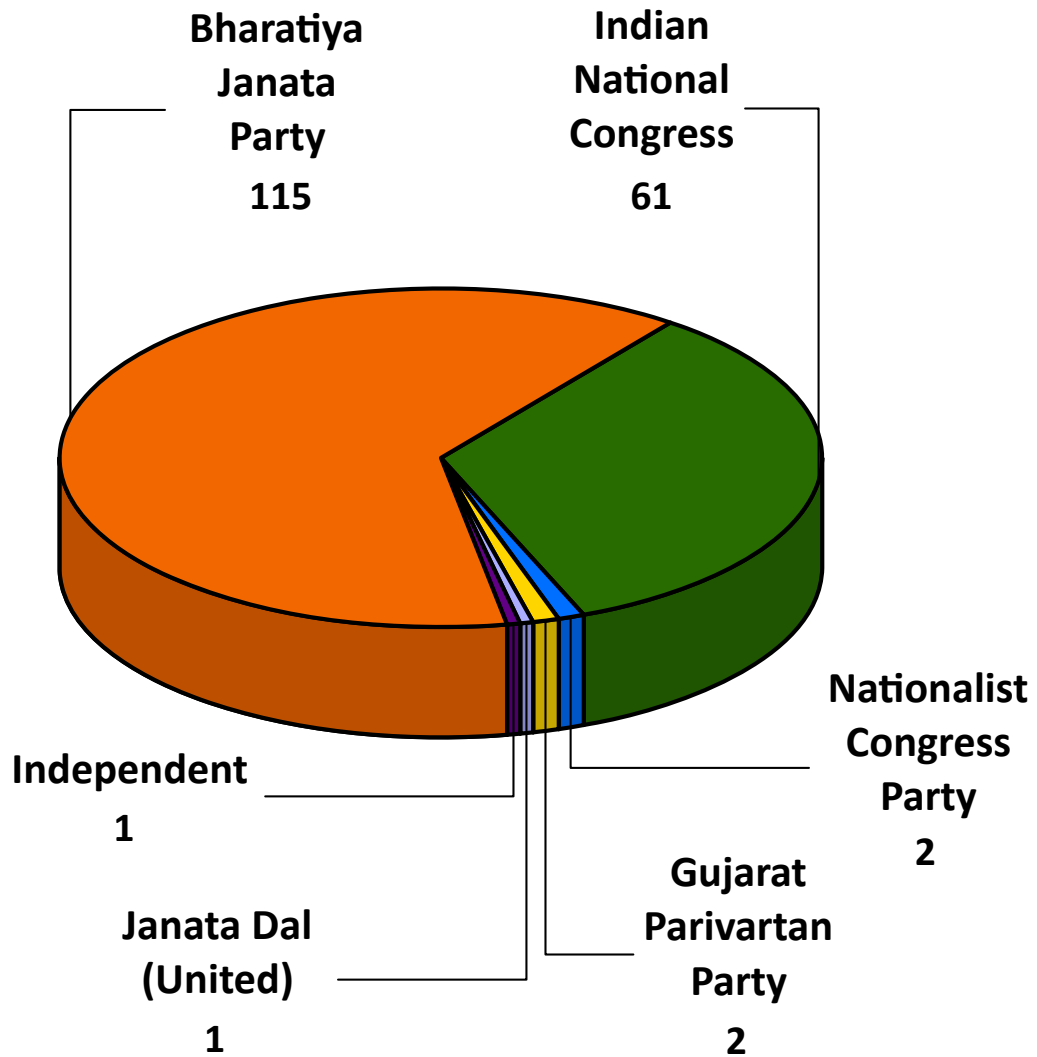
Sr. No.	Name of Political Party	Party Abbreviation
REGISTERED PARTIES		
31	Socialist Party (India)	SP(I)
32	Socialist Unity Centre Of India (Communist)	SUCI
33	Vishva Hindustani Sangathan	VHS
34	Yuva Sarkar	YuS
INDEPENDENTS		
1	Independent	IND






10. Performance of Political Parties - State

Party Name	No. of Contesting Candidates			No. of Candidates who Lost Deposit			No. of Elected Candidates			% of Seats Won	Valid Votes Polled	% of Valid Votes
	M	W	T	M	W	T	M	W	T			
RECOGNISED NATIONAL PARTIES												
1	155	8	163	155	8	163	0	0	0	0.00	342142	1.25
2	163	19	182	0	0	0	103	12	115	63.19	13119579	47.85
3	3	0	3	3	0	3	0	0	0	0.00	6339	0.02
4	9	0	9	9	0	9	0	0	0	0.00	22473	0.08
5	162	14	176	0	0	0	57	4	61	33.52	10674767	38.93
6	11	1	12	6	1	7	2	0	2	1.10	259957	0.95
Total	503	42	545	173	9	182	162	16	178	97.80	24425257	89.09
REGISTERED POLITICAL PARTIES (OTHER THAN RECOGNISED NATIONAL PARTIES)												
1	3	0	3	3	0	3	0	0	0	0.00	5844	0.02
2	1	0	1	1	0	1	0	0	0	0.00	1369	0.00
3	3	0	3	3	0	3	0	0	0	0.00	3232	0.01
4	1	0	1	1	0	1	0	0	0	0.00	1771	0.01
5	1	0	1	1	0	1	0	0	0	0.00	207	0.00
6	1	0	1	1	0	1	0	0	0	0.00	583	0.00
7	2	0	2	2	0	2	0	0	0	0.00	486	0.00
8	4	0	4	4	0	4	0	0	0	0.00	10091	0.04
9	4	0	4	4	0	4	0	0	0	0.00	3379	0.01
10	3	1	4	3	1	4	0	0	0	0.00	1216	0.00
11	164	3	167	156	3	159	2	0	2	1.10	995297	3.63
12	6	0	6	6	0	6	0	0	0	0.00	4042	0.01
13	8	0	8	8	0	8	0	0	0	0.00	6582	0.02
14	3	6	9	3	6	9	0	0	0	0.00	5776	0.02

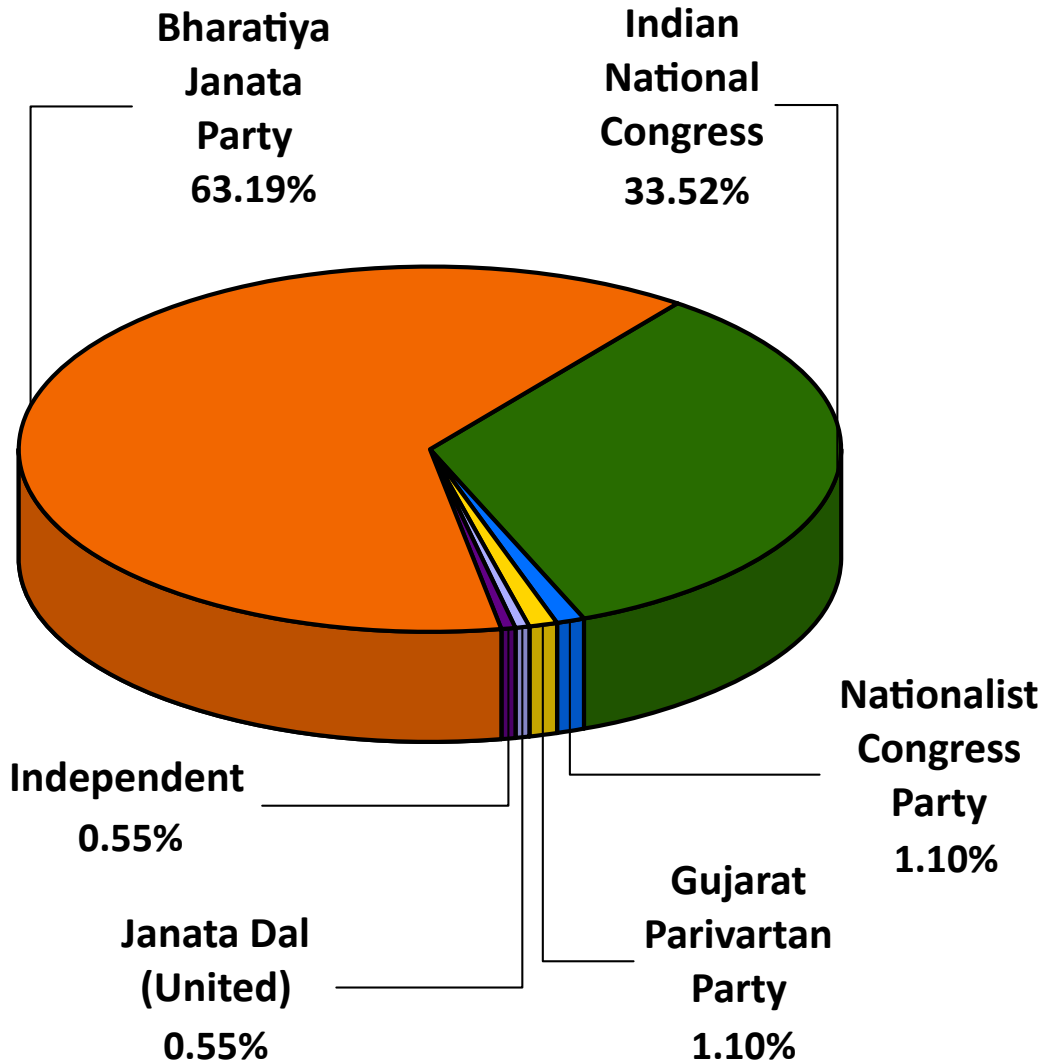
Party Name	No. of Contesting Candidates			No. of Candidates who Lost Deposit			No. of Elected Candidates			% of Seats Won	Valid Votes Polled	% of Valid Votes
	M	W	T	M	W	T	M	W	T			
15 Janata Dal (United) - JD(U)	62	3	65	61	3	64	1	0	1	0.55	183114	0.67
16 Lok Jan Shakti Party - LJP	40	4	44	40	4	44	0	0	0	0.00	56036	0.20
17 Loktantrik Rashtravadi Party - LoRP	5	0	5	5	0	5	0	0	0	0.00	3086	0.01
18 Loktantrik Samajwadi Party - LSWP	2	0	2	2	0	2	0	0	0	0.00	1058	0.00
19 Manavadhikar Janshakti Party - MaJP	2	1	3	2	1	3	0	0	0	0.00	1810	0.01
20 Navin Bharat Nirman - NBN	5	0	5	5	0	5	0	0	0	0.00	1610	0.01
21 New Socialist Movement - NSM	1	0	1	1	0	1	0	0	0	0.00	1860	0.01
22 Prajatantra Aadhar Party - PAP	2	1	3	2	1	3	0	0	0	0.00	1420	0.01
23 Rashtriya Komi Ekta Party - RKEP	2	0	2	2	0	2	0	0	0	0.00	754	0.00
24 Rashtriya Krantikari Samajwadi Party - RKSP	5	0	5	5	0	5	0	0	0	0.00	3680	0.01
25 Rashtriya Lok Dal - RLD	3	0	3	3	0	3	0	0	0	0.00	7232	0.03
26 Rashtriya Samaj Paksha - RSPS	1	0	1	1	0	1	0	0	0	0.00	151	0.00
27 Rashtriya Samajwadi Party (Secular) - RSP(S)	4	0	4	4	0	4	0	0	0	0.00	3531	0.01
28 Republican Party of India (A) - RPI(A)	13	1	14	13	1	14	0	0	0	0.00	9301	0.03
29 Samajwadi Party - SP	60	7	67	60	7	67	0	0	0	0.00	71351	0.26
30 Sardar Vallabhbhai Patel Party - SVPP	3	0	3	3	0	3	0	0	0	0.00	1938	0.01
31 Socialist Party (India) - SP(I)	2	0	2	2	0	2	0	0	0	0.00	796	0.00
32 Socialist Unity Centre Of India (Communist) - SUCI	4	1	5	4	1	5	0	0	0	0.00	2799	0.01
33 Vishva Hindustani Sangathan - VHS	2	0	2	2	0	2	0	0	0	0.00	437	0.00
34 Yuva Sarkar - YuS	3	0	3	3	0	3	0	0	0	0.00	2360	0.01
Total	425	28	453	416	28	444	3	0	3	1.65	1394199	5.09
INDEPENDENTS												
1 Independent - IND	641	27	668	635	27	662	1	0	1	0.55	1597589	5.83
Total	641	27	668	635	27	662	1	0	1	0.55	1597589	5.83
Total of State	1569	97	1666	1224	64	1288	166	16	182	100	27417045	100

No. of Seats (Gujarat Assembly)



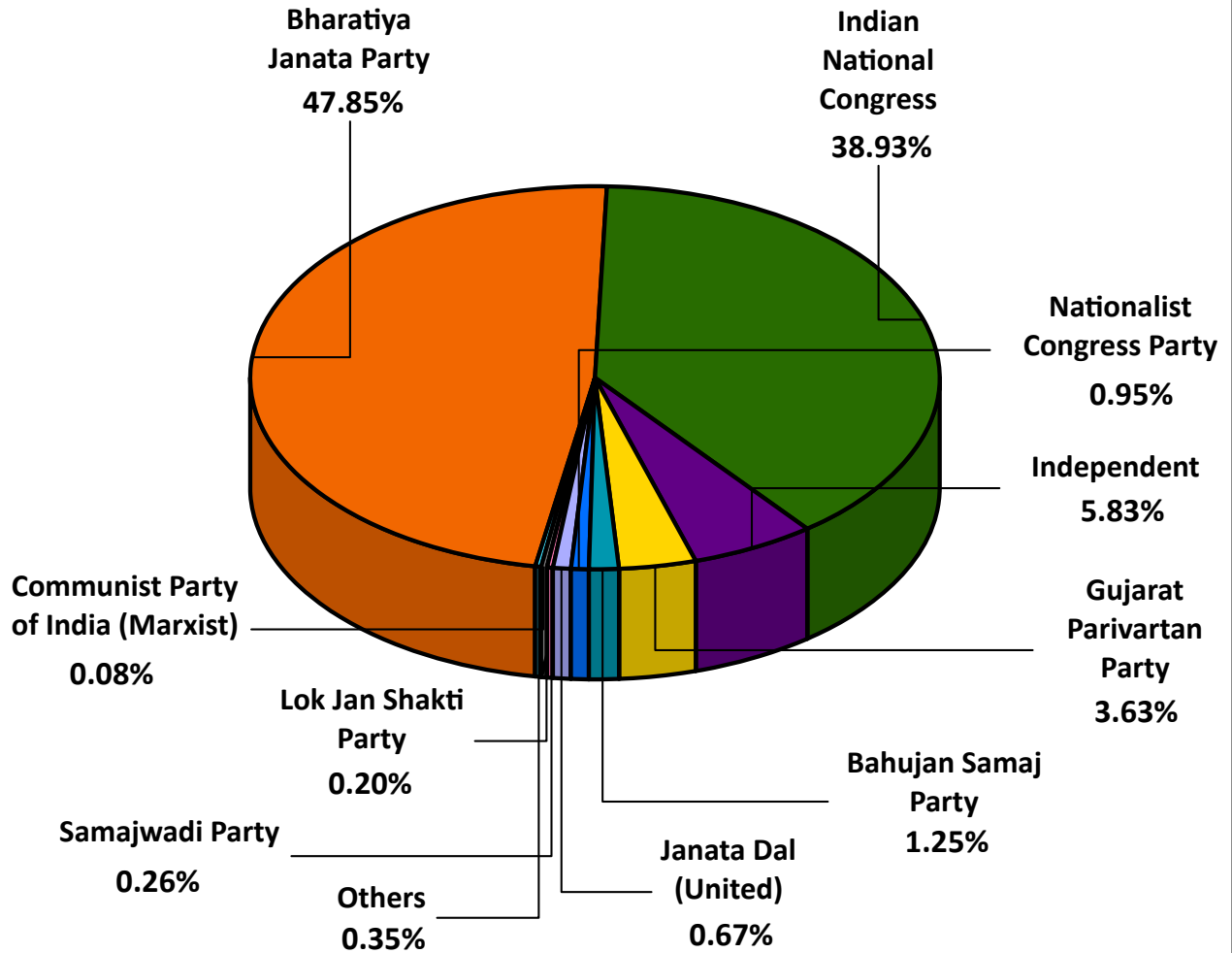
	<i>Bharatiya Janata Party</i>	<i>115</i>
	<i>Indian National Congress</i>	<i>61</i>
	<i>Nationalist Congress Party</i>	<i>2</i>
	<i>Gujarat Parivartan Party</i>	<i>2</i>
	<i>Janata Dal (United)</i>	<i>1</i>
	<i>Independent</i>	<i>1</i>
Total:		182












Percentage of Seats



	<i>Bharatiya Janata Party</i>	<i>63.19%</i>
	<i>Indian National Congress</i>	<i>33.52%</i>
	<i>Nationalist Congress Party</i>	<i>1.10%</i>
	<i>Gujarat Parivartan Party</i>	<i>1.10%</i>
	<i>Janata Dal (United)</i>	<i>0.55%</i>
	<i>Independent</i>	<i>0.55%</i>
Total:		100.00%

Percentage of Votes Polled

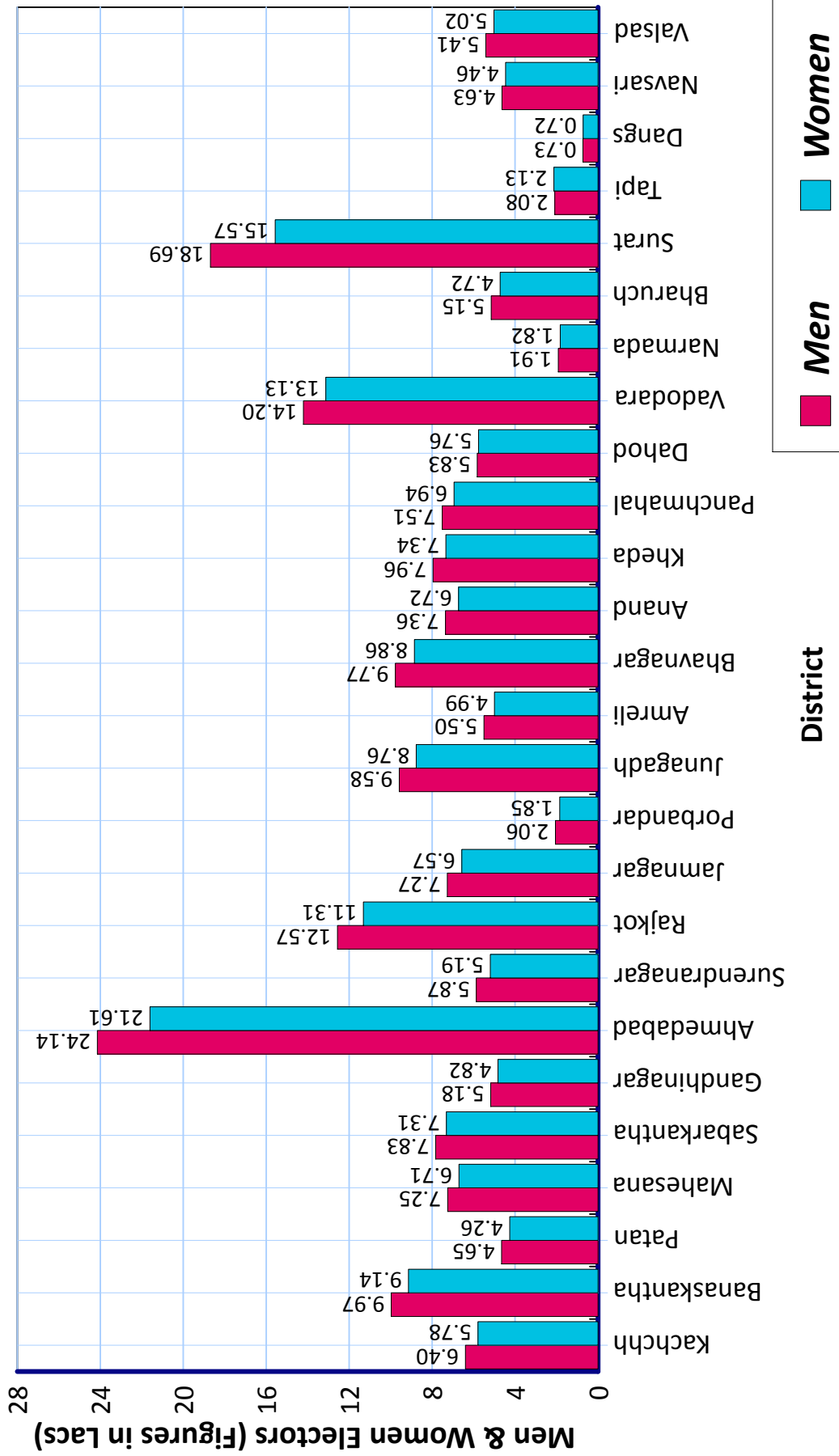


	Bharatiya Janata Party	47.85%
	Indian National Congress	38.93%
	Independent	5.83%
	Gujarat Parivartan Party	3.63%
	Bahujan Samaj Party	1.25%
	Nationalist Congress Party	0.95%
	Janata Dal (United)	0.67%
	Samajwadi Party	0.26%
	Lok Jan Shakti Party	0.20%
	Communist Party of India (Marxist)	0.08%
	Others	0.35%
Total:		100.00%

11. Details of Electors - District wise

Sr. No.	Name of District	General Electors			Service Electors			Total Electors				
		Male	Female	Other	Total	Male	Female	Total	Male	Female	Other	Total
1	Kachchh	639286	578420	0	1217706	245	70	315	639531	578490	0	1218021
2	Banaskantha	996767	913829	10	1910606	407	70	477	997174	913899	10	1911083
3	Patan	464671	425838	0	890509	268	101	369	464939	425939	0	890878
4	Mahesana	724156	670553	24	1394733	902	319	1221	725058	670872	24	1395954
5	Sabarkantha	780742	730371	0	1511113	2416	858	3274	783158	731229	0	1514387
6	Gandhinagar	517087	482283	5	999375	552	103	655	517639	482386	5	1000030
7	Ahmedabad	2410973	2159792	11	4570776	3481	749	4230	2414454	2160541	11	4575006
8	Surendranagar	586131	518959	0	1105090	897	316	1213	587028	519275	0	1106303
9	Rajkot	1255679	1130984	15	2386678	822	223	1045	1256501	1131207	15	2387723
10	Jamnagar	725452	656223	16	1381691	1423	510	1933	726875	656733	16	1383624
11	Porbandar	205369	184896	0	390265	320	106	426	205689	185002	0	390691
12	Junagadh	957051	875926	3	1832980	1139	426	1565	958190	876352	3	1834545
13	Amreli	549838	499351	0	1049189	114	13	127	549952	499364	0	1049316
14	Bhavnagar	976744	885511	14	1862269	558	105	663	977302	885616	14	1862932
15	Anand	735544	672032	3	1407579	244	83	327	735788	672115	3	1407906
16	Kheda	794918	733351	7	1528276	653	203	856	795571	733554	7	1529132
17	Panchmahal	750365	693785	0	1444150	699	248	947	751064	694033	0	1445097
18	Dahod	582340	576320	6	1158666	233	118	351	582573	576438	6	1159017
19	Vadodara	1419642	1312563	14	2732219	726	257	983	1420368	1312820	14	2733202
20	Narmada	191249	182313	0	373562	90	35	125	191339	182348	0	373687
21	Bharuch	515000	471740	12	986752	101	46	147	515101	471786	12	986899
22	Surat	1869009	1556862	30	3425901	168	43	211	1869177	1556905	30	3426112
23	Tapi	208236	212613	1	420850	47	17	64	208283	212630	1	420914
24	Dangs	72713	71668	1	144382	18	1	19	72731	71669	1	144401
25	Navsari	463189	445657	17	908863	92	20	112	463281	445677	17	908975
26	Valsad	541405	501820	0	1043225	35	15	50	541440	501835	0	1043275
Total of State		19933556	18143660	189	38077405	16650	5055	21705	19950206	18148715	189	38099110

District wise Men & Women Electors



12. Details of Electors - Assembly Constituency wise

No. & Name of Assembly Constituency	General Electors			Service Electors			Total Electors					
	Male	Female	Other	Total	Male	Female	Total	Male	Female	Other	Total	
District : Kachchh												
1	Abdasa	102264	92861	0	195125	56	10	66	102320	92871	0	195191
2	Mandvi	100797	92905	0	193702	59	11	70	100856	92916	0	193772
3	Bhuj	114903	108938	0	223841	99	46	145	115002	108984	0	223986
4	Anjar	99357	91651	0	191008	8	2	10	99365	91653	0	191018
5	Gandhidham (SC)	121700	104018	0	225718	15	1	16	121715	104019	0	225734
6	Rapar	100265	88047	0	188312	8	0	8	100273	88047	0	188320
Total of District		639286	578420	0	1217706	245	70	315	639531	578490	0	1218021
District : Banaskantha												
7	Vav	120368	105622	0	225990	14	1	15	120382	105623	0	226005
8	Tharad	99833	89385	1	189219	17	0	17	99850	89385	1	189236
9	Dhanera	108228	98348	0	206576	9	1	10	108237	98349	0	206586
10	Danta (ST)	100542	93876	0	194418	40	10	50	100582	93886	0	194468
11	Vadgam (SC)	118752	114858	2	233612	183	32	215	118935	114890	2	233827
12	Palanpur	115203	105985	2	221190	83	18	101	115286	106003	2	221291
13	Deesa	115025	106704	4	221733	19	4	23	115044	106708	4	221756
14	Deodar	99839	89774	0	189613	26	3	29	99865	89777	0	189642
15	Kankrej	118977	109277	1	228255	16	1	17	118993	109278	1	228272
Total of District		996767	913829	10	1910606	407	70	477	997174	913899	10	1911083
District : Patan												
16	Radhanpur	115607	104595	0	220202	39	12	51	115646	104607	0	220253
17	Chanasma	119315	109908	0	229223	134	54	188	119449	109962	0	229411
18	Patan	121127	110941	0	232068	53	20	73	121180	110961	0	232141
19	Sidhpur	108622	100394	0	209016	42	15	57	108664	100409	0	209073
Total of District		464671	425838	0	890509	268	101	369	464939	425939	0	890878

No. & Name of Assembly Constituency	General Electors			Service Electors			Total Electors				
	Male	Female	Other	Total	Male	Female	Total	Male	Female	Other	Total
District : Mahesana											
20 Kheralu	92676	84944	0	177620	163	54	217	92839	84998	0	177837
21 Unjha	100175	93367	3	193545	70	26	96	100245	93393	3	193641
22 Visnagar	97436	90282	0	187718	173	62	235	97609	90344	0	187953
23 Becharaji	105175	97666	9	202850	179	60	239	105354	97726	9	203089
24 Kadi (SC)	118522	108964	6	227492	76	31	107	118598	108995	6	227599
25 Mahesana	112658	103491	0	216149	100	43	143	112758	103534	0	216292
26 Vijapur	97514	91839	6	189359	141	43	184	97655	91882	6	189543
Total of District	724156	670553	24	1394733	902	319	1221	725058	670872	24	1395954
District : Sabarkantha											
27 Himatnagar	113262	104862	0	218124	174	59	233	113436	104921	0	218357
28 Idar (SC)	118908	111744	0	230652	220	47	267	119128	111791	0	230919
29 Khedbrahma (ST)	100979	95238	0	196217	618	198	816	101597	95436	0	197033
30 Bhiloda (ST)	123434	114989	0	238423	702	281	983	124136	115270	0	239406
31 Modasa	111079	104676	0	215755	291	112	403	111370	104788	0	216158
32 Bayad	103204	97281	0	200485	220	94	314	103424	97375	0	200799
33 Prantij	109876	101581	0	211457	191	67	258	110067	101648	0	211715
Total of District	780742	730371	0	1511113	2416	858	3274	783158	731229	0	1514387
District : Gandhinagar											
34 Dehgam	89886	84227	0	174113	88	1	89	89974	84228	0	174202
35 Gandhinagar South	124978	116787	0	241765	117	25	142	125095	116812	0	241907
36 Gandhinagar North	105882	97900	0	203782	134	18	152	106016	97918	0	203934
37 Mansa	99104	93399	0	192503	169	42	211	99273	93441	0	192714
38 Kalol	97237	89970	5	187212	44	17	61	97281	89987	5	187273
Total of District	517087	482283	5	999375	552	103	655	517639	482386	5	1000030

No. & Name of Assembly Constituency	General Electors			Service Electors			Total Electors				
	Male	Female	Other	Total	Male	Female	Total	Male	Female	Other	Total
District : Ahmedabad											
39 Viramgam	126032	115034	0	241066	109	42	151	126141	115076	0	241217
40 Sanand	109025	98255	2	207282	48	7	55	109073	98262	2	207337
41 Ghatlodia	147542	138456	0	285998	127	32	159	147669	138488	0	286157
42 Vejalpur	141037	132298	1	273336	83	9	92	141120	132307	1	273428
43 Vatva	125465	104736	0	230201	92	24	116	125557	104760	0	230317
44 Ellisbridge	112707	110646	1	223354	26	6	32	112733	110652	1	223386
45 Naranpura	110413	103354	1	213768	83	14	97	110496	103368	1	213865
46 Nikol	115905	96235	0	212140	254	66	320	116159	96301	0	212460
47 Naroda	118771	102650	0	221421	607	108	715	119378	102758	0	222136
48 Thakkarbapa Nagar	109515	95533	1	205049	431	64	495	109946	95597	1	205544
49 Bapunagar	89305	77402	1	166708	230	71	301	89535	77473	1	167009
50 Amraiwadi	131792	111306	0	243098	355	89	444	132147	111395	0	243542
51 Dariapur	91328	84249	1	175578	55	14	69	91383	84263	1	175647
52 Jamalpur - Khadia	94264	88114	1	182379	46	21	67	94310	88135	1	182446
53 Maninagar	118596	109385	1	227982	82	14	96	118678	109399	1	228078
54 Danilimda (SC)	106359	95026	0	201385	53	13	66	106412	95039	0	201451
55 Sabarmati	114078	101711	1	215790	147	41	188	114225	101752	1	215978
56 Asarwa (SC)	97652	86700	0	184352	358	57	415	98010	86757	0	184767
57 Daskroi	128045	113936	0	241981	140	26	166	128185	113962	0	242147
58 Dholka	107255	96419	0	203674	68	18	86	107323	96437	0	203760
59 Dhandhuka	115887	98347	0	214234	87	13	100	115974	98360	0	214334
Total of District	2410973	2159792	11	4570776	3481	749	4230	2414454	2160541	11	4575006

No. & Name of Assembly Constituency	General Electors			Service Electors			Total Electors				
	Male	Female	Other	Total	Male	Female	Total	Male	Female	Other	Total
District : Surendranagar											
60 Dasada (SC)	109019	95631	0	204650	167	70	237	109186	95701	0	204887
61 Limbdi	119780	106354	0	226134	176	59	235	119956	106413	0	226369
62 Wadhwan	121360	109415	0	230775	160	66	226	121520	109481	0	231001
63 Chotila	107036	93111	0	200147	168	44	212	107204	93155	0	200359
64 Dhrangadhra	128936	114448	0	243384	226	77	303	129162	114525	0	243687
Total of District	586131	518959	0	1105090	897	316	1213	587028	519275	0	1106303
District : Rajkot											
65 Morbi	116273	103087	0	219360	80	22	102	116353	103109	0	219462
66 Tankara	102981	93570	0	196551	98	30	128	103079	93600	0	196679
67 Wankaner	108134	96416	0	204550	42	13	55	108176	96429	0	204605
68 Rajkot East	113036	97154	0	210190	23	4	27	113059	97158	0	210217
69 Rajkot West	134162	128236	4	262402	61	21	82	134223	128257	4	262484
70 Rajkot South	109674	102110	2	211786	29	4	33	109703	102114	2	211819
71 Rajkot Rural (SC)	120168	103983	0	224151	44	14	58	120212	103997	0	224209
72 Jasdan	106995	95463	0	202458	49	4	53	107044	95467	0	202511
73 Gondal	100576	92333	2	192911	70	21	91	100646	92354	2	193002
74 Jetpur	122323	108798	6	231127	86	24	110	122409	108822	6	231237
75 Dhoraji	121357	109834	1	231192	240	66	306	121597	109900	1	231498
Total of District	1255679	1130984	15	2386678	822	223	1045	1256501	1131207	15	2387723

No. & Name of Assembly Constituency	General Electors			Service Electors			Total Electors				
	Male	Female	Other	Total	Male	Female	Total	Male	Female	Other	Total
District : Jamnagar											
76 Kalavad (SC)	102497	92101	1	194599	216	79	295	102713	92180	1	194894
77 Jamnagr Rural	98701	87117	0	185818	260	95	355	98961	87212	0	186173
78 Jamnagar North	95334	87128	0	182462	206	65	271	95540	87193	0	182733
79 Jamnagar South	95136	88878	3	184017	95	29	124	95231	88907	3	184141
80 Jamjodhpur	95368	85005	0	180373	211	77	288	95579	85082	0	180661
81 Khambhalia	120602	110102	12	230716	204	72	276	120806	110174	12	230992
82 Dwarka	117814	105892	0	223706	231	93	324	118045	105985	0	224030
Total of District	725452	656223	16	1381691	1423	510	1933	726875	656733	16	1383624
District : Porbandar											
83 Porbandar	110773	101608	0	212381	152	47	199	110925	101655	0	212580
84 Kutiyana	94596	83288	0	177884	168	59	227	94764	83347	0	178111
Total of District	205369	184896	0	390265	320	106	426	205689	185002	0	390691
District : Junagadh											
85 Manavadar	114952	102355	0	217307	243	94	337	115195	102449	0	217644
86 Junagadh	120666	110836	0	231502	75	26	101	120741	110862	0	231603
87 Visavadar	118092	106192	1	224285	44	19	63	118136	106211	1	224348
88 Keshod	105689	95153	0	200842	311	145	456	106000	95298	0	201298
89 Mangrol	94401	86478	0	180879	171	59	230	94572	86537	0	181109
90 Somnath	105695	100012	0	205707	76	13	89	105771	100025	0	205796
91 Talala	94680	87811	2	182493	71	27	98	94751	87838	2	182591
92 Kodinar (SC)	95279	89280	0	184559	71	23	94	95350	89303	0	184653
93 Una	107597	97809	0	205406	77	20	97	107674	97829	0	205503
Total of District	957051	875926	3	1832980	1139	426	1565	958190	876352	3	1834545

No. & Name of Assembly Constituency	General Electors			Service Electors			Total Electors				
	Male	Female	Other	Total	Male	Female	Total	Male	Female	Other	Total
District : Amreli											
94 Dhari	102053	92423	0	194476	37	4	41	102090	92427	0	194517
95 Amreli	128620	119805	0	248425	30	6	36	128650	119811	0	248461
96 Lathi	97335	87542	0	184877	14	0	14	97349	87542	0	184891
97 Savarkundla	111218	100559	0	211777	16	0	16	111234	100559	0	211793
98 Rajula	110612	99022	0	209634	17	3	20	110629	99025	0	209654
Total of District	549838	499351	0	1049189	114	13	127	549952	499364	0	1049316
District : Bhavnagar											
99 Mahuva	94609	86402	0	181011	13	4	17	94622	86406	0	181028
100 Talaja	101678	89106	0	190784	144	21	165	101822	89127	0	190949
101 Gariadhar	96392	86844	0	183236	28	8	36	96420	86852	0	183272
102 Palitana	117583	106152	2	223737	88	14	102	117671	106166	2	223839
103 Bhavnagar Rural	116738	104445	0	221183	81	22	103	116819	104467	0	221286
104 Bhavnagar East	108871	102960	1	211832	54	17	71	108925	102977	1	211903
105 Bhavnagar West	108058	97024	7	205089	72	9	81	108130	97033	7	205170
106 Gadhada (SC)	115637	105360	0	220997	51	7	58	115688	105367	0	221055
107 Botad	117178	107218	4	224400	27	3	30	117205	107221	4	224430
Total of District	976744	885511	14	1862269	558	105	663	977302	885616	14	1862932
District : Anand											
108 Khambhat	102711	91760	1	194472	37	6	43	102748	91766	1	194515
109 Borsad	111209	100423	0	211632	24	11	35	111233	100434	0	211667
110 Anklav	93777	85607	0	179384	20	10	30	93797	85617	0	179414
111 Umreth	112896	104054	0	216950	42	7	49	112938	104061	0	216999
112 Anand	119360	112355	0	231715	44	19	63	119404	112374	0	231778
113 Petlad	102517	93832	1	196350	28	16	44	102545	93848	1	196394
114 Sojitra	93074	84001	1	177076	49	14	63	93123	84015	1	177139
Total of District	735544	672032	3	1407579	244	83	327	735788	672115	3	1407906

No. & Name of Assembly Constituency	General Electors			Service Electors			Total Electors				
	Male	Female	Other	Total	Male	Female	Total	Male	Female	Other	Total
District : Kheda											
115 Matar	105727	95894	0	201621	54	15	69	105781	95909	0	201690
116 Nadiad	114644	108891	6	223541	86	21	107	114730	108912	6	223648
117 Mehmedabad	104428	97792	0	202220	57	19	76	104485	97811	0	202296
118 Mahudha	103203	94969	1	198173	43	15	58	103246	94984	1	198231
119 Thasra	119163	107982	0	227145	82	31	113	119245	108013	0	227258
120 Kapadvanj	125595	116820	0	242415	97	38	135	125692	116858	0	242550
121 Balasinor	122158	111003	0	233161	234	64	298	122392	111067	0	233459
Total of District	794918	733351	7	1528276	653	203	856	795571	733554	7	1529132
District : Panchmahal											
122 Lunawada	121362	114477	0	235839	133	57	190	121495	114534	0	236029
123 Santrampur (ST)	94414	86944	0	181358	64	16	80	94478	86960	0	181438
124 Shehra	107449	98651	0	206100	213	78	291	107662	98729	0	206391
125 Morva Hadaf (ST)	88415	83810	0	172225	62	28	90	88477	83838	0	172315
126 Godhra	113719	106322	0	220041	103	26	129	113822	106348	0	220170
127 Kalol	109542	99501	0	209043	87	31	118	109629	99532	0	209161
128 Halol	115464	104080	0	219544	37	12	49	115501	104092	0	219593
Total of District	750365	693785	0	1444150	699	248	947	751064	694033	0	1445097
District : Dahod											
129 Fatepura (ST)	91934	89342	2	181278	37	20	57	91971	89362	2	181335
130 Jhalod (ST)	99111	96738	0	195849	26	15	41	99137	96753	0	195890
131 Limkheda (ST)	83006	84235	4	167245	39	23	62	83045	84258	4	167307
132 Dahod (ST)	103752	102366	0	206118	43	17	60	103795	102383	0	206178
133 Garbada (ST)	103484	104555	0	208039	43	24	67	103527	104579	0	208106
134 Devgadbaria	101053	99084	0	200137	45	19	64	101098	99103	0	200201
Total of District	582340	576320	6	1158666	233	118	351	582573	576438	6	1159017

No. & Name of Assembly Constituency	General Electors			Service Electors			Total Electors				
	Male	Female	Other	Total	Male	Female	Total	Male	Female	Other	Total
District : Vadodara											
135 Savli	99053	90316	0	189369	21	13	34	99074	90329	0	189403
136 Vaghodia	104910	95375	0	200285	45	12	57	104955	95387	0	200342
137 Chhota Udaipur (ST)	109913	103273	0	213186	47	15	62	109960	103288	0	213248
138 Jetpur (ST)	112353	104189	0	216542	46	18	64	112399	104207	0	216606
139 Sankheda (ST)	121267	113369	0	234636	13	7	20	121280	113376	0	234656
140 Dabhoi	96189	89541	0	185730	27	18	45	96216	89559	0	185775
141 Vadodara City (SC)	120981	111695	0	232676	30	16	46	121011	111711	0	232722
142 Sayajigunj	121731	112826	0	234557	175	57	232	121906	112883	0	234789
143 Akota	111114	104049	5	215168	60	0	60	111174	104049	5	215228
144 Raopura	122212	115406	3	237621	46	14	60	122258	115420	3	237681
145 Manjalpur	103504	93427	0	196931	137	51	188	103641	93478	0	197119
146 Padra	102563	93122	0	195685	52	19	71	102615	93141	0	195756
147 Karjan	93852	85975	6	179833	27	17	44	93879	85992	6	179877
Total of District	1419642	1312563	14	2732219	726	257	983	1420368	1312820	14	2733202
District : Narmada											
148 Nandod (ST)	105282	97423	0	202705	56	26	82	105338	97449	0	202787
149 Dediapada (ST)	85967	84890	0	170857	34	9	43	86001	84899	0	170900
Total of District	191249	182313	0	373562	90	35	125	191339	182348	0	373687
District : Bharuch											
150 Jambusar	105641	94700	6	200347	31	15	46	105672	94715	6	200393
151 Vagra	89557	82433	0	171990	11	7	18	89568	82440	0	172008
152 Jhagadia (ST)	108058	100921	4	208983	21	9	30	108079	100930	4	209013
153 Bharuch	111856	104049	2	215907	18	8	26	111874	104057	2	215933
154 Ankleshwar	99888	89637	0	189525	20	7	27	99908	89644	0	189552
Total of District	515000	471740	12	986752	101	46	147	515101	471786	12	986899

No. & Name of Assembly Constituency	General Electors			Service Electors			Total Electors				
	Male	Female	Other	Total	Male	Female	Total	Male	Female	Other	Total
District : Surat											
155 Olpad	143800	126327	2	270129	12	3	15	143812	126330	2	270144
156 Mangrol (ST)	89103	84839	0	173942	8	2	10	89111	84841	0	173952
157 Mandvi (ST)	104259	105039	1	209299	37	13	50	104296	105052	1	209349
158 Kamrej	168536	136084	1	304621	7	2	9	168543	136086	1	304630
159 Surat East	97443	93356	6	190805	3	1	4	97446	93357	6	190809
160 Surat North	80995	71011	0	152006	6	1	7	81001	71012	0	152013
161 Varachha Road	106555	78907	1	185463	4	0	4	106559	78907	1	185467
162 Karanj	83922	60239	0	144161	1	0	1	83923	60239	0	144162
163 Limbayat	127930	96346	8	224284	4	0	4	127934	96346	8	224288
164 Udhna	121971	83645	6	205622	24	3	27	121995	83648	6	205649
165 Majura	121022	98853	2	219877	11	1	12	121033	98854	2	219889
166 Katargam	137368	103960	3	241331	4	1	5	137372	103961	3	241336
167 Surat West	101016	95618	0	196634	5	4	9	101021	95622	0	196643
168 Choryasi	178984	125408	0	304392	23	10	33	179007	125418	0	304425
169 Bardoli (SC)	104787	95676	0	200463	10	1	11	104797	95677	0	200474
170 Mahuva (ST)	101318	101554	0	202872	9	1	10	101327	101555	0	202882
Total of District	1869009	1556862	30	3425901	168	43	211	1869177	1556905	30	3426112
District : Tapi											
171 Vyara (ST)	94371	96475	0	190846	16	4	20	94387	96479	0	190866
172 Nizar (ST)	113865	116138	1	230004	31	13	44	113896	116151	1	230048
Total of District	208236	212613	1	420850	47	17	64	208283	212630	1	420914
District : Dangs											
173 Dangs (ST)	72713	71668	1	144382	18	1	19	72731	71669	1	144401
Total of District	72713	71668	1	144382	18	1	19	72731	71669	1	144401

No. & Name of Assembly Constituency	General Electors			Service Electors			Total Electors				
	Male	Female	Other	Total	Male	Female	Total	Male	Female	Other	Total
District : Navsari											
174 Jalalpore	101982	94977	3	196962	46	3	49	102028	94980	3	197011
175 Navsari	106964	102669	14	209647	13	5	18	106977	102674	14	209665
176 Gandevi (ST)	128266	123171	0	251437	14	7	21	128280	123178	0	251458
177 Vansda (ST)	125977	124840	0	250817	19	5	24	125996	124845	0	250841
Total of District	463189	445657	17	908863	92	20	112	463281	445677	17	908975
District : Valsad											
178 Dharampur (ST)	103319	101492	0	204811	15	8	23	103334	101500	0	204834
179 Valsad	113077	106967	0	220044	11	3	14	113088	106970	0	220058
180 Pardi	105489	92427	0	197916	4	1	5	105493	92428	0	197921
181 Kaprada (ST)	104151	101928	0	206079	3	1	4	104154	101929	0	206083
182 Umbergaon (ST)	115369	99006	0	214375	2	2	4	115371	99008	0	214379
Total of District	541405	501820	0	1043225	35	15	50	541440	501835	0	1043275
Total of State	19933556	18143660	189	38077405	16650	5055	21705	19950206	18148715	189	38099110

13. Details of Polling Stations, Polling Station Locations, EPICs & Images - District wise

Sr. No.	Name of District	Polling Stations			Polling Station Locations	Total Electors	Total EPICs	% of EPICs	Total Images	% of Images
		Main	Auxiliary	Total						
1	Kachchh	1551	1	1552	1069	1217706	1195659	98.19	1186394	97.43
2	Banaskantha	2317	0	2317	1295	1910606	1910349	99.99	1910289	99.98
3	Patan	1034	1	1035	723	890509	887577	99.67	886463	99.55
4	Mahesana	1605	1	1606	968	1394733	1394727	100.00	1394727	100.00
5	Sabarkantha	2101	1	2102	1666	1511113	1511113	100.00	1511113	100.00
6	Gandhinagar	1150	0	1150	618	999375	990984	99.16	987153	98.78
7	Ahmedabad	4833	23	4856	1814	4570776	4570776	100.00	4570776	100.00
8	Surendranagar	1282	1	1283	886	1105090	1105090	100.00	1105090	100.00
9	Rajkot	2583	6	2589	1471	2386678	2376027	99.55	2371524	99.37
10	Jamnagar	1617	0	1617	1062	1381691	1371956	99.30	1369008	99.08
11	Porbandar	423	0	423	264	390265	388470	99.54	387357	99.25
12	Junagadh	2182	0	2182	1387	1832980	1823490	99.48	1818786	99.23
13	Amreli	1269	1	1270	834	1049189	1045642	99.66	1044502	99.55
14	Bhavnagar	2081	1	2082	1304	1862269	1862262	100.00	1862262	100.00
15	Anand	1569	0	1569	991	1407579	1406535	99.93	1406008	99.89
16	Kheda	1778	0	1778	1211	1528276	1517286	99.28	1511296	98.89
17	Panchmahal	1839	0	1839	1369	1444150	1441814	99.84	1440825	99.77
18	Dahod	1404	0	1404	1045	1158666	1155148	99.70	1153529	99.56
19	Vadodara	3147	3	3150	2072	2732219	2719677	99.54	2715131	99.37
20	Narmada	560	0	560	499	373562	371097	99.34	369750	98.98
21	Bharuch	1223	1	1224	829	986752	986752	100.00	986752	100.00
22	Surat	3727	43	3770	1629	3425901	3414751	99.67	3411551	99.58
23	Tapi	559	0	559	414	420850	419081	99.58	418690	99.49
24	Dangs	320	0	320	312	144382	144201	99.87	144189	99.87
25	Navsari	1087	0	1087	664	908863	908862	100.00	908862	100.00
26	Valsad	1255	0	1255	765	1043225	1029318	98.67	1027361	98.48
Total of State		44496	83	44579	27161	38077405	37948644	99.66	37899388	99.53

14. Details of Polling Stations, Polling Station Locations, EPICs & Images - Assembly Constituency wise

No. & Name of Assembly Constituency	Polling Stations			Polling Station Locations	Total Electors	Total EPICs	% of EPICs	Total Images	% of Images	
	Main	Auxiliary	Total							
District : Kachchh										
1	Abdasa	314	0	314	275	195125	193951	99.40	193516	99.18
2	Mandvi	257	1	258	174	193702	191563	98.90	190936	98.57
3	Bhuj	249	0	249	152	223841	215792	96.40	211513	94.49
4	Anjar	231	0	231	150	191008	188499	98.69	187315	98.07
5	Gandhidham (SC)	252	0	252	135	225718	220969	97.90	219686	97.33
6	Rapar	248	0	248	183	188312	184885	98.18	183428	97.41
Total of District		1551	1	1552	1069	1217706	1195659	98.19	1186394	97.43
District : Banaskantha										
7	Vav	281	0	281	181	225990	225990	100.00	225990	100.00
8	Tharad	235	0	235	140	189219	189215	100.00	189211	100.00
9	Dhanera	244	0	244	141	206576	206573	100.00	206573	100.00
10	Danta (ST)	265	0	265	188	194418	194350	99.97	194342	99.96
11	Vadgam (SC)	281	0	281	151	233612	233610	100.00	233609	100.00
12	Palanpur	245	0	245	112	221190	221187	100.00	221182	100.00
13	Deesa	252	0	252	110	221733	221665	99.97	221652	99.96
14	Deodar	233	0	233	131	189613	189607	100.00	189598	99.99
15	Kankrej	281	0	281	141	228255	228152	99.95	228132	99.95
Total of District		2317	0	2317	1295	1910606	1910349	99.99	1910289	99.98
District : Patan										
16	Radhanpur	266	1	267	208	220202	219109	99.50	218595	99.27
17	Chanasma	274	0	274	196	229223	229223	100.00	229223	100.00
18	Patan	264	0	264	174	232068	230490	99.32	229991	99.11
19	Sidhpur	230	0	230	145	209016	208755	99.88	208654	99.83
Total of District		1034	1	1035	723	890509	887577	99.67	886463	99.55

No. & Name of Assembly Constituency	Polling Stations			Polling Station Locations	Total Electors	Total EPICs	% of EPICs	Total Images	% of Images
	Main	Auxiliary	Total						
District : Mahesana									
20	Kheralu	223	0	223	155	177620	100.00	177620	100.00
21	Unjha	211	0	211	126	193545	100.00	193545	100.00
22	Visnagar	216	0	216	120	187718	100.00	187718	100.00
23	Becharaji	246	0	246	157	202844	100.00	202844	100.00
24	Kadi (SC)	264	0	264	164	227492	100.00	227492	100.00
25	Mahesana	229	0	229	106	216149	100.00	216149	100.00
26	Vijapur	216	1	217	140	189359	100.00	189359	100.00
Total of District		1605	1	1606	968	1394733	100.00	1394727	100.00
District : Sabarkantha									
27	Himatnagar	298	0	298	216	218124	100.00	218124	100.00
28	Idar (SC)	317	0	317	237	230652	100.00	230652	100.00
29	Khedbrahma (ST)	278	0	278	229	196217	100.00	196217	100.00
30	Bhiloda (ST)	353	0	353	304	238423	100.00	238423	100.00
31	Modasa	294	1	295	238	215755	100.00	215755	100.00
32	Bayad	287	0	287	236	200485	100.00	200485	100.00
33	Prantij	274	0	274	206	211457	100.00	211457	100.00
Total of District		2101	1	2102	1666	1511113	100.00	1511113	100.00
District : Gandhinagar									
34	Dehgam	220	0	220	147	174113	99.36	172431	99.03
35	Gandhinagar South	284	0	284	125	241765	99.18	238599	98.69
36	Gandhinagar North	216	0	216	93	203782	98.79	200661	98.47
37	Mansa	226	0	226	148	192503	99.83	191893	99.68
38	Kalol	204	0	204	105	187212	98.66	183569	98.05
Total of District		1150	0	1150	618	999375	99.16	987153	98.78

No. & Name of Assembly Constituency	Polling Stations			Polling Station Locations	Total Electors	Total EPICs	% of EPICs	Total Images	% of Images
	Main	Auxiliary	Total						
District : Ahmedabad									
39 Viramgam	307	0	307	215	241066	241066	100.00	241066	100.00
40 Sanand	255	0	255	163	207282	207282	100.00	207282	100.00
41 Ghatlodia	309	0	309	96	285998	285998	100.00	285998	100.00
42 Vejalpur	288	2	290	84	273336	273336	100.00	273336	100.00
43 Vatva	228	7	235	61	230201	230201	100.00	230201	100.00
44 Ellisbridge	213	0	213	62	223354	223354	100.00	223354	100.00
45 Naranpura	224	0	224	63	213768	213768	100.00	213768	100.00
46 Nikol	217	3	220	52	212140	212140	100.00	212140	100.00
47 Naroda	219	1	220	64	221421	221421	100.00	221421	100.00
48 Thakkarbapa Nagar	216	1	217	56	205049	205049	100.00	205049	100.00
49 Bapunagar	167	1	168	36	166708	166708	100.00	166708	100.00
50 Amraiwadi	237	1	238	51	243098	243098	100.00	243098	100.00
51 Dariapur	173	1	174	72	175578	175578	100.00	175578	100.00
52 Jamalpur - Khadia	188	1	189	74	182379	182379	100.00	182379	100.00
53 Maninagar	217	0	217	60	227982	227982	100.00	227982	100.00
54 Danilimda (SC)	201	2	203	58	201385	201385	100.00	201385	100.00
55 Sabarmati	219	2	221	59	215790	215790	100.00	215790	100.00
56 Asarwa (SC)	195	0	195	67	184352	184352	100.00	184352	100.00
57 Daskroi	282	1	283	120	241981	241981	100.00	241981	100.00
58 Dholka	226	0	226	130	203674	203674	100.00	203674	100.00
59 Dhandhuka	252	0	252	171	214234	214234	100.00	214234	100.00
Total of District	4833	23	4856	1814	4570776	4570776	100.00	4570776	100.00

No. & Name of Assembly Constituency	Polling Stations			Polling Station Locations	Total Electors	Total EPICs	% of EPICs	Total Images	% of Images
	Main	Auxiliary	Total						
District : Surendranagar									
60 Dasada (SC)	250	0	250	191	204650	204650	100.00	204650	100.00
61 Limbdi	280	0	280	197	226134	226134	100.00	226134	100.00
62 Wadhwan	224	0	224	125	230775	230775	100.00	230775	100.00
63 Chotila	254	0	254	190	200147	200147	100.00	200147	100.00
64 Dhrangadhra	274	1	275	183	243384	243384	100.00	243384	100.00
Total of District	1282	1	1283	886	1105090	1105090	100.00	1105090	100.00
District : Rajkot									
65 Morbi	243	0	243	143	219360	217942	99.35	217468	99.14
66 Tankara	254	0	254	174	196551	195880	99.66	195452	99.44
67 Wankaner	244	0	244	178	204550	203291	99.38	202619	99.06
68 Rajkot East	192	1	193	72	210190	208893	99.38	208331	99.12
69 Rajkot West	251	3	254	88	262402	259701	98.97	258976	98.69
70 Rajkot South	206	0	206	79	211786	210849	99.56	210228	99.26
71 Rajkot Rural (SC)	263	2	265	150	224151	222538	99.28	221957	99.02
72 Jasdan	217	0	217	150	202458	202458	100.00	202458	100.00
73 Gondal	209	0	209	141	192911	192869	99.98	192856	99.97
74 Jetpur	254	0	254	154	231127	230995	99.94	230894	99.90
75 Dhoraji	250	0	250	142	231192	230611	99.75	230285	99.61
Total of District	2583	6	2589	1471	2386678	2376027	99.55	2371524	99.37

No. & Name of Assembly Constituency	Polling Stations			Polling Station Locations	Total Electors	Total EPICs	% of EPICs	Total Images	% of Images
	Main	Auxiliary	Total						
District : Jamnagar									
76 Kalavad (SC)	259	0	259	215	194599	193474	99.42	193065	99.21
77 Jamnagr Rural	231	0	231	157	185818	184495	99.29	184026	99.04
78 Jamnagar North	179	0	179	77	182462	181621	99.54	181401	99.42
79 Jamnagar South	178	0	178	70	184017	182917	99.40	182634	99.25
80 Jamjodhpur	240	0	240	186	180373	179582	99.56	179357	99.44
81 Khambhalia	273	0	273	186	230716	227342	98.54	226307	98.09
82 Dwarka	257	0	257	171	223706	222525	99.47	222218	99.33
Total of District	1617	0	1617	1062	1381691	1371956	99.30	1369008	99.08
District : Porbandar									
83 Porbandar	217	0	217	115	212381	211282	99.48	210623	99.17
84 Kutiya	206	0	206	149	177884	177188	99.61	176734	99.35
Total of District	423	0	423	264	390265	388470	99.54	387357	99.25
District : Junagadh									
85 Manavadar	268	0	268	194	217307	216756	99.75	216398	99.58
86 Junagadh	260	0	260	145	231502	228034	98.50	226613	97.89
87 Visavadar	285	0	285	201	224285	223679	99.73	223310	99.57
88 Keshod	232	0	232	137	200842	200698	99.93	200610	99.88
89 Mangrol	216	0	216	130	180879	180357	99.71	179982	99.50
90 Somnath	220	0	220	118	205707	205151	99.73	204909	99.61
91 Talala	225	0	225	140	182493	181779	99.61	181332	99.36
92 Kodinar (SC)	226	0	226	146	184559	183786	99.58	183351	99.35
93 Una	250	0	250	176	205406	203250	98.95	202281	98.48
Total of District	2182	0	2182	1387	1832980	1823490	99.48	1818786	99.23

No. & Name of Assembly Constituency	Polling Stations			Polling Station Locations	Total Electors	Total EPICs	% of EPICs	Total Images	% of Images
	Main	Auxiliary	Total						
District : Amreli									
94 Dhari	249	0	249	176	194476	194273	99.90	194101	99.81
95 Amreli	286	0	286	178	248425	247140	99.48	246732	99.32
96 Lathi	220	0	220	140	184877	184877	100.00	184877	100.00
97 Savarkundla	258	0	258	170	211777	210431	99.36	210134	99.22
98 Rajula	256	1	257	170	209634	208921	99.66	208658	99.53
Total of District	1269	1	1270	834	1049189	1045642	99.66	1044502	99.55
District : Bhavnagar									
99 Mahuva	197	0	197	117	181011	181011	100.00	181011	100.00
100 Talaja	234	0	234	156	190784	190784	100.00	190784	100.00
101 Gariadhar	213	0	213	140	183236	183236	100.00	183236	100.00
102 Palitana	267	0	267	188	223737	223737	100.00	223737	100.00
103 Bhavnagar Rural	262	0	262	177	221183	221183	100.00	221183	100.00
104 Bhavnagar East	210	1	211	97	211832	211832	100.00	211832	100.00
105 Bhavnagar West	192	0	192	88	205089	205089	100.00	205089	100.00
106 Gadhada (SC)	262	0	262	189	220997	220992	100.00	220992	100.00
107 Botad	244	0	244	152	224400	224398	100.00	224398	100.00
Total of District	2081	1	2082	1304	1862269	1862262	100.00	1862262	100.00
District : Anand									
108 Khambhat	210	0	210	138	194472	194447	99.99	194435	99.98
109 Borsad	247	0	247	152	211632	211538	99.96	211528	99.95
110 Anklav	208	0	208	123	179384	179369	99.99	179365	99.99
111 Umreth	247	0	247	173	216950	216936	99.99	216930	99.99
112 Anand	246	0	246	138	231715	231472	99.90	231400	99.86
113 Petlad	214	0	214	132	196350	195831	99.74	195544	99.59
114 Sojitra	197	0	197	135	177076	176942	99.92	176806	99.85
Total of District	1569	0	1569	991	1407579	1406535	99.93	1406008	99.89

No. & Name of Assembly Constituency	Polling Stations			Polling Station Locations	Total Electors	Total EPICs	% of EPICs	Total Images	% of Images
	Main	Auxiliary	Total						
District : Kheda									
115 Matar	229	0	229	160	201621	200549	99.47	199895	99.14
116 Nadiad	222	0	222	108	223541	219506	98.19	217506	97.30
117 Mehmedabad	248	0	248	168	202220	201859	99.82	201683	99.73
118 Mahudha	227	0	227	151	198173	196634	99.22	195904	98.86
119 Thasra	268	0	268	189	227145	224530	98.85	222867	98.12
120 Kapadvanj	289	0	289	210	242415	241627	99.67	241280	99.53
121 Balasinor	295	0	295	225	233161	232581	99.75	232161	99.57
Total of District	1778	0	1778	1211	1528276	1517286	99.28	1511296	98.89
District : Panchmahal									
122 Lunawada	316	0	316	251	235839	235839	100.00	235839	100.00
123 Santrampur (ST)	243	0	243	200	181358	181045	99.83	180905	99.75
124 Shehra	248	0	248	181	206100	205607	99.76	205355	99.64
125 Morva Hadaf (ST)	210	0	210	141	172225	171995	99.87	171885	99.80
126 Godhra	255	0	255	163	220041	219279	99.65	219083	99.56
127 Kalol	273	0	273	199	209043	208607	99.79	208349	99.67
128 Halol	294	0	294	234	219544	219442	99.95	219409	99.94
Total of District	1839	0	1839	1369	1444150	1441814	99.84	1440825	99.77
District : Dahod									
129 Fatepura (ST)	233	0	233	177	181278	180255	99.44	179900	99.24
130 Jhalod (ST)	239	0	239	164	195849	194595	99.36	193817	98.96
131 Limkheda (ST)	210	0	210	181	167245	167193	99.97	167171	99.96
132 Dahod (ST)	232	0	232	145	206118	205186	99.55	204819	99.37
133 Garbada (ST)	239	0	239	177	208039	207797	99.88	207700	99.84
134 Devgadbaria	251	0	251	201	200137	200122	99.99	200122	99.99
Total of District	1404	0	1404	1045	1158666	1155148	99.70	1153529	99.56

No. & Name of Assembly Constituency	Polling Stations			Polling Station Locations	Total Electors	Total EPICs	% of EPICs	Total Images	% of Images
	Main	Auxiliary	Total						
District : Vadodara									
135 Savli	234	0	234	185	189369	189369	100.00	189369	100.00
136 Vaghodia	249	0	249	185	200285	200040	99.88	199934	99.82
137 Chhota Udaipur (ST)	286	0	286	246	213186	209558	98.30	208647	97.87
138 Jetpur (ST)	293	0	293	264	216542	214054	98.85	213109	98.41
139 Sankheda (ST)	358	0	358	330	234636	232379	99.04	231614	98.71
140 Dabhoi	238	0	238	200	185730	184456	99.31	183666	98.89
141 Vadodara City (SC)	206	3	209	71	232676	232670	100.00	232670	100.00
142 Sayajigunj	209	0	209	82	234557	234555	100.00	234555	100.00
143 Akota	222	0	222	65	215168	215168	100.00	215168	100.00
144 Raopura	223	0	223	81	237621	236236	99.42	235514	99.11
145 Manjalpur	189	0	189	55	196931	195674	99.36	195367	99.21
146 Padra	215	0	215	144	195685	195685	100.00	195685	100.00
147 Karjan	225	0	225	164	179833	179833	100.00	179833	100.00
Total of District	3147	3	3150	2072	2732219	2719677	99.54	2715131	99.37
District : Narmada									
148 Nandod (ST)	287	0	287	256	202705	200756	99.04	199517	98.43
149 Dediapada (ST)	273	0	273	243	170857	170341	99.70	170233	99.63
Total of District	560	0	560	499	373562	371097	99.34	369750	98.98
District : Bharuch									
150 Jambusar	251	0	251	181	200347	200347	100.00	200347	100.00
151 Vagra	222	0	222	165	171990	171990	100.00	171990	100.00
152 Jhagadia (ST)	301	0	301	254	208983	208983	100.00	208983	100.00
153 Bharuch	230	0	230	100	215907	215907	100.00	215907	100.00
154 Ankleshwar	219	1	220	129	189525	189525	100.00	189525	100.00
Total of District	1223	1	1224	829	986752	986752	100.00	986752	100.00

No. & Name of Assembly Constituency	Polling Stations			Polling Station Locations	Total Electors	Total EPICs	% of EPICs	Total Images	% of Images
	Main	Auxiliary	Total						
District : Surat									
155 Olpad	295	13	308	164	270129	270088	99.98	270084	99.98
156 Mangrol (ST)	229	0	229	161	173942	173928	99.99	173921	99.99
157 Mandvi (ST)	271	0	271	195	209299	207638	99.21	206424	98.63
158 Kamrej	313	7	320	146	304621	304489	99.96	304453	99.94
159 Surat East	207	0	207	65	190805	190279	99.72	190095	99.63
160 Surat North	164	0	164	61	152006	151603	99.73	151482	99.66
161 Varachha Road	181	2	183	47	185463	185428	99.98	185427	99.98
162 Karanj	162	0	162	50	144161	144148	99.99	144147	99.99
163 Limbayat	242	0	242	57	224284	224284	100.00	224284	100.00
164 Udhna	213	3	216	52	205622	204951	99.67	204853	99.63
165 Majura	223	2	225	67	219877	214469	97.54	213786	97.23
166 Katargam	228	4	232	56	241331	241321	100.00	241321	100.00
167 Surat West	200	1	201	47	196634	196576	99.97	196553	99.96
168 Choryasi	320	9	329	115	304392	304304	99.97	304276	99.96
169 Bardoli (SC)	231	2	233	151	200463	200299	99.92	200175	99.86
170 Mahuva (ST)	248	0	248	195	202872	200946	99.05	200270	98.72
Total of District	3727	43	3770	1629	3425901	3414751	99.67	3411551	99.58
District : Tapi									
171 Vyara (ST)	246	0	246	176	190846	189910	99.51	189639	99.37
172 Nizar (ST)	313	0	313	238	230004	229171	99.64	229051	99.59
Total of District	559	0	559	414	420850	419081	99.58	418690	99.49
District : Dangs									
173 Dangs (ST)	320	0	320	312	144382	144201	99.87	144189	99.87
Total of District	320	0	320	312	144382	144201	99.87	144189	99.87

No. & Name of Assembly Constituency	Polling Stations			Polling Station Locations	Total Electors	Total EPICs	% of EPICs	Total Images	% of Images
	Main	Auxiliary	Total						
District : Navsari									
174 Jalalpore	240	0	240	145	196962	196962	100.00	196962	100.00
175 Navsari	256	0	256	137	209647	209646	100.00	209646	100.00
176 Gandevi (ST)	296	0	296	180	251437	251437	100.00	251437	100.00
177 Vansda (ST)	295	0	295	202	250817	250817	100.00	250817	100.00
Total of District	1087	0	1087	664	908863	908862	100.00	908862	100.00
District : Valsad									
178 Dharampur (ST)	260	0	260	182	204811	203282	99.25	202753	99.00
179 Valsad	246	0	246	136	220044	219195	99.61	219025	99.54
180 Pardi	225	0	225	118	197916	192881	97.46	192464	97.25
181 Kaprada (ST)	271	0	271	200	206079	205219	99.58	205072	99.51
182 Umbergaon (ST)	253	0	253	129	214375	208741	97.37	208047	97.05
Total of District	1255	0	1255	765	1043225	1029318	98.67	1027361	98.48
Total of State	44496	83	44579	27161	38077405	37948644	99.66	37899388	99.53

15. Details of Electors wise Number of Polling Stations - District wise

Sr. No.	Name of District	Polling Stations having Number of Electors															Total		
		Up to 100	101 to 200	201 to 300	301 to 400	401 to 500	501 to 600	601 to 700	701 to 800	801 to 900	901 to 1000	1001 to 1100	1101 to 1200	1201 to 1300	1301 to 1400	1401 to 1500		1501 to 1600	More Than 1600
1	Kachchh	12	34	56	96	108	121	176	196	175	156	146	160	58	40	17	1	0	1552
2	Banaskantha	1	9	32	56	115	190	330	322	317	327	331	214	40	32	1	0	0	2317
3	Patan	0	4	12	30	45	74	119	122	154	134	147	112	59	18	5	0	0	1035
4	Mahesana	0	2	13	25	51	119	183	217	250	231	245	198	42	24	6	0	0	1606
5	Sabarkantha	0	11	64	155	195	270	303	328	263	206	181	104	15	6	1	0	0	2102
6	Gandhinagar	0	2	9	21	46	93	141	155	143	165	139	143	64	20	9	0	0	1150
7	Ahmedabad	1	3	20	52	116	244	452	558	601	669	718	667	465	233	54	3	0	4856
8	Surendranagar	4	7	24	26	55	81	148	182	178	165	165	125	75	34	14	0	0	1283
9	Rajkot	1	9	18	61	83	134	249	293	334	328	366	316	208	120	63	6	0	2589
10	Jamnagar	0	12	31	70	92	120	169	190	200	200	170	177	95	65	25	1	0	1617
11	Porbandar	0	0	4	9	17	25	40	40	54	55	61	51	37	30	0	0	0	423
12	Junagadh	5	3	10	30	85	189	312	351	313	311	260	201	69	39	4	0	0	2182
13	Amreli	0	10	22	33	45	109	180	193	179	160	154	117	39	26	3	0	0	1270
14	Bhavnagar	0	15	20	36	62	118	241	269	268	308	268	227	129	102	19	0	0	2082
15	Anand	0	1	6	18	37	94	157	201	260	240	236	210	71	31	7	0	0	1569
16	Kheda	0	4	16	49	75	134	213	223	254	231	251	210	63	49	6	0	0	1778
17	Panchmahal	0	2	18	84	131	174	257	300	277	237	181	128	22	23	5	0	0	1839
18	Dahod	0	3	15	28	67	127	176	223	210	200	187	133	28	7	0	0	0	1404
19	Vadodara	1	16	54	136	172	247	321	357	377	344	342	314	282	150	37	0	0	3150
20	Narmada	1	8	25	57	72	61	92	74	62	40	45	19	3	1	0	0	0	560
21	Bharuch	0	5	18	52	80	135	165	144	153	157	135	120	29	29	2	0	0	1224
22	Surat	3	3	16	60	98	211	387	507	559	521	482	461	255	138	54	8	5	3770
23	Tapi	1	0	3	20	51	67	82	85	102	79	49	19	1	0	0	0	0	559
24	Dangs	7	30	54	63	52	41	25	21	13	4	7	3	0	0	0	0	0	320
25	Navsari	0	2	7	25	20	82	153	193	166	189	125	102	15	6	2	0	0	1087
26	Valsad	0	1	11	33	61	95	171	192	188	176	169	114	26	11	7	0	0	1255
Total of State		37	196	578	1325	2031	3355	5242	5936	6050	5833	5560	4645	2190	1234	341	19	5	44579

16. Details of Electors wise Number of Polling Stations - Assembly Constituency wise

No. & Name of Assembly Constituency	Polling Stations having Number of Electors														Total		
	Up to 100	101 to 200	201 to 300	301 to 400	401 to 500	501 to 600	601 to 700	701 to 800	801 to 900	901 to 1000	1001 to 1100	1101 to 1200	1201 to 1300	1301 to 1400		1401 to 1500	1501 to 1600
District : Kachchh																	
1	5	19	20	36	40	33	34	37	32	21	19	17	1	0	0	0	314
2	5	3	8	17	21	16	38	34	32	27	27	21	5	4	0	0	258
3	0	0	6	13	13	21	18	19	22	25	32	40	25	8	7	0	249
4	0	2	10	8	14	15	34	31	22	20	20	34	10	7	4	0	231
5	1	3	0	2	8	12	21	47	46	38	21	17	10	20	5	1	252
6	1	7	12	20	12	24	31	28	21	25	27	31	7	1	1	0	248
Total of District	12	34	56	96	108	121	176	196	175	156	146	160	58	40	17	1	1552
District : Banaskantha																	
7	1	0	5	9	14	26	45	39	30	35	48	28	1	0	0	0	281
8	0	0	1	6	9	23	42	37	30	38	37	8	2	2	0	0	235
9	0	0	0	4	14	15	30	35	47	35	35	19	4	6	0	0	244
10	0	1	6	8	25	38	41	32	47	39	18	10	0	0	0	0	265
11	0	4	5	7	13	19	30	36	34	51	50	31	1	0	0	0	281
12	0	2	2	6	5	12	26	29	35	37	38	23	17	12	1	0	245
13	0	1	4	5	5	13	30	44	32	28	35	31	13	11	0	0	252
14	0	0	4	2	13	17	44	40	25	28	31	29	0	0	0	0	233
15	0	1	5	9	17	27	42	30	37	36	39	35	2	1	0	0	281
Total of District	1	9	32	56	115	190	330	322	317	327	331	214	40	32	1	0	2317
District : Patan																	
16	0	1	6	11	11	21	37	35	36	40	26	24	16	1	2	0	267
17	0	2	2	9	16	18	30	31	55	37	33	28	8	4	1	0	274
18	0	1	4	6	9	21	36	29	33	23	39	32	21	8	2	0	264
19	0	0	0	4	9	14	16	27	30	34	49	28	14	5	0	0	230
Total of District	0	4	12	30	45	74	119	122	154	134	147	112	59	18	5	0	1035

No. & Name of Assembly Constituency	Polling Stations having Number of Electors														Total		
	Up to 100	101 to 200	201 to 300	301 to 400	401 to 500	501 to 600	601 to 700	701 to 800	801 to 900	901 to 1000	1001 to 1100	1101 to 1200	1201 to 1300	1301 to 1400		1401 to 1500	1501 to 1600
District : Mahesana																	
20	0	0	4	8	22	19	36	23	24	25	36	22	4	0	0	0	223
21	0	0	2	2	2	12	20	25	35	32	34	29	8	9	1	0	211
22	0	0	0	4	3	17	27	30	34	34	33	28	4	1	1	0	216
23	0	0	5	6	6	27	26	35	47	38	26	27	3	0	0	0	246
24	0	2	2	2	9	18	24	39	52	43	32	28	8	4	1	0	264
25	0	0	0	1	5	10	21	33	24	29	46	39	10	8	3	0	229
26	0	0	0	2	4	16	29	32	34	30	38	25	5	2	0	0	217
Total of District	0	2	13	25	51	119	183	217	250	231	245	198	42	24	6	0	1606
District : Sabarkantha																	
27	0	1	11	22	26	30	46	46	43	23	27	16	4	2	1	0	298
28	0	3	8	25	26	35	37	63	40	29	37	12	1	1	0	0	317
29	0	2	8	21	32	32	36	49	39	24	19	14	1	1	0	0	278
30	0	2	6	29	41	70	62	50	34	18	19	22	0	0	0	0	353
31	0	3	6	20	24	38	50	46	33	30	25	13	5	2	0	0	295
32	0	0	17	22	30	36	38	38	33	40	25	8	0	0	0	0	287
33	0	0	8	16	16	29	34	36	41	42	29	19	4	0	0	0	274
Total of District	0	11	64	155	195	270	303	328	263	206	181	104	15	6	1	0	2102
District : Gandhinagar																	
34	0	0	0	7	16	25	37	38	19	28	26	19	4	0	1	0	220
35	0	0	5	9	11	19	35	42	37	40	33	34	16	2	1	0	284
36	0	2	1	2	5	12	18	21	33	36	15	30	23	13	5	0	216
37	0	0	3	2	7	25	34	31	22	29	33	30	7	2	1	0	226
38	0	0	0	1	7	12	17	23	32	32	32	30	14	3	1	0	204
Total of District	0	2	9	21	46	93	141	155	143	165	139	143	64	20	9	0	1150

No. & Name of Assembly Constituency	Polling Stations having Number of Electors														Total			
	Up to 100	101 to 200	201 to 300	301 to 400	401 to 500	501 to 600	601 to 700	701 to 800	801 to 900	901 to 1000	1001 to 1100	1101 to 1200	1201 to 1300	1301 to 1400		1401 to 1500	1501 to 1600	More Than 1600
District : Ahmedabad																		
39 Viramgam	0	0	3	9	17	50	46	46	28	41	34	25	5	3	0	0	0	307
40 Sanand	0	0	4	8	15	15	39	37	37	35	31	21	5	3	1	0	0	255
41 Ghatlodia	0	0	0	1	5	15	37	60	49	56	56	28	17	12	2	1	0	309
42 Vejalpur	0	0	0	1	1	16	35	42	42	47	47	46	26	6	1	0	0	290
43 Vatva	0	0	2	6	4	2	20	22	34	41	41	41	26	15	2	0	0	235
44 Ellisbridge	0	0	0	0	0	4	8	14	25	33	32	40	36	18	3	0	0	213
45 Naranpura	0	0	0	1	2	16	23	24	28	36	36	33	26	5	5	0	0	224
46 Nikol	0	0	0	0	0	5	18	26	34	43	32	33	24	5	0	0	0	220
47 Naroda	0	1	2	1	5	6	10	20	21	26	40	36	35	14	3	0	0	220
48 Thakkarbapa Nagar	0	0	0	2	9	18	27	14	19	25	25	37	25	17	2	0	0	217
49 Bapunagar	0	0	0	3	1	6	14	16	18	20	20	20	23	20	3	0	0	168
50 Amraiwadi	0	0	0	1	2	6	19	23	23	37	37	30	39	26	7	0	0	238
51 Dariapur	1	1	0	2	6	4	11	14	15	18	20	32	26	22	2	0	0	174
52 Jamalpur - Khadia	0	0	3	2	5	9	13	25	21	21	21	29	29	12	1	1	0	189
53 Maninagar	0	0	0	0	0	0	14	25	38	43	43	53	29	7	3	0	0	217
54 Danilimda (SC)	0	0	0	1	3	8	14	21	36	34	34	33	25	11	2	0	0	203
55 Sabarmati	0	0	1	1	5	10	19	33	21	33	33	29	28	15	4	1	0	221
56 Asarwa (SC)	0	0	0	0	2	10	15	24	31	41	41	20	15	5	3	0	0	195
57 Daskroi	0	0	1	8	13	14	36	39	41	30	30	33	11	3	3	0	0	283
58 Dholka	0	1	3	1	9	6	19	42	33	35	35	27	10	8	3	0	0	226
59 Dhandhuka	0	0	1	4	12	24	31	39	39	30	30	21	5	6	4	0	0	252
Total of District	1	3	20	52	116	244	452	601	669	718	667	465	233	54	3	0	0	4856

No. & Name of Assembly Constituency	Polling Stations having Number of Electors															Total		
	Up to 100	101 to 200	201 to 300	301 to 400	401 to 500	501 to 600	601 to 700	701 to 800	801 to 900	901 to 1000	1001 to 1100	1101 to 1200	1201 to 1300	1301 to 1400	1401 to 1500		1501 to 1600	More Than 1600
District : Surendranagar																		
60 Dasada (SC)	0	3	7	3	6	18	41	35	40	38	32	21	4	1	1	0	0	250
61 Limbdi	2	3	9	8	18	12	31	51	45	24	36	26	12	3	0	0	0	280
62 Wadhwan	0	1	0	0	1	2	16	18	27	34	31	42	28	18	6	0	0	224
63 Chotila	2	0	8	11	18	31	25	38	31	30	27	11	17	3	2	0	0	254
64 Dhrangadhra	0	0	0	4	12	18	35	40	35	39	39	25	14	9	5	0	0	275
Total of District	4	7	24	26	55	81	148	182	178	165	165	125	75	34	14	0	0	1283
District : Rajkot																		
65 Morbi	1	2	3	5	13	22	32	30	19	18	18	23	18	23	15	1	0	243
66 Tankara	0	3	3	13	13	23	47	40	34	23	29	21	5	0	0	0	0	254
67 Wankaner	0	2	1	7	19	15	31	29	30	36	34	25	9	5	1	0	0	244
68 Rajkot East	0	0	0	0	1	2	7	9	21	17	33	38	37	20	8	0	0	193
69 Rajkot West	0	0	1	4	2	9	9	21	24	29	44	41	33	26	11	0	0	254
70 Rajkot South	0	0	0	0	2	2	9	13	23	42	35	36	30	11	3	0	0	206
71 Rajkot Rural (SC)	0	1	4	14	10	19	33	32	38	38	28	23	16	5	3	1	0	265
72 Jasdan	0	0	2	1	2	7	18	31	37	30	42	26	13	4	4	0	0	217
73 Gondal	0	0	0	4	5	15	18	27	34	24	25	26	16	6	8	1	0	209
74 Jetpur	0	0	3	7	5	12	22	31	40	37	43	28	12	6	5	3	0	254
75 Dhoraji	0	1	1	6	11	8	23	30	34	34	35	29	19	14	5	0	0	250
Total of District	1	9	18	61	83	134	249	293	334	328	366	316	208	120	63	6	0	2589

No. & Name of Assembly Constituency	Polling Stations having Number of Electors															Total		
	Up to 100	101 to 200	201 to 300	301 to 400	401 to 500	501 to 600	601 to 700	701 to 800	801 to 900	901 to 1000	1001 to 1100	1101 to 1200	1201 to 1300	1301 to 1400	1401 to 1500		1501 to 1600	More Than 1600
District : Jamnagar																		
76 Kalavad (SC)	0	6	8	19	26	26	33	29	24	26	28	20	6	6	2	0	0	259
77 Jamnagr Rural	0	3	7	10	18	30	30	29	35	33	20	28	5	2	1	0	0	231
78 Jamnagar North	0	0	0	4	5	12	11	23	22	22	24	21	25	16	12	0	0	179
79 Jamnagar South	0	0	1	2	3	4	6	13	15	28	19	41	26	18	2	0	0	178
80 Jamjodhpur	0	3	8	18	15	29	35	32	27	24	23	16	6	2	1	1	0	240
81 Khambhalia	0	0	3	8	21	15	29	51	38	34	23	22	11	16	2	0	0	273
82 Dwarka	0	0	4	9	13	23	24	25	38	33	33	29	16	5	5	0	0	257
Total of District	0	12	31	70	92	120	169	190	200	200	170	177	95	65	25	1	0	1617
District : Porbandar																		
83 Porbandar	0	0	1	5	5	10	15	16	27	28	31	25	29	25	0	0	0	217
84 Kutiyana	0	0	3	4	12	15	25	24	27	27	30	26	8	5	0	0	0	206
Total of District	0	0	4	9	17	25	40	40	54	55	61	51	37	30	0	0	0	423
District : Junagadh																		
85 Manavadar	0	0	0	6	11	34	41	45	34	43	21	22	8	3	0	0	0	268
86 Junagadh	0	0	1	1	9	15	33	40	37	42	28	27	15	12	0	0	0	260
87 Visavadar	0	1	3	5	16	33	34	61	48	31	29	23	1	0	0	0	0	285
88 Keshod	0	0	0	0	9	16	38	34	35	34	27	24	7	4	4	0	0	232
89 Mangrol	0	0	0	5	8	15	35	26	37	37	31	18	2	2	0	0	0	216
90 Somnath	0	0	1	0	3	9	21	32	30	36	31	28	21	8	0	0	0	220
91 Talala	2	1	2	6	8	26	36	32	23	27	35	18	5	4	0	0	0	225
92 Kodinar (SC)	0	0	1	2	14	20	43	34	32	22	28	22	6	2	0	0	0	226
93 Una	3	1	2	5	7	21	31	47	37	39	30	19	4	4	0	0	0	250
Total of District	5	3	10	30	85	189	312	351	313	311	260	201	69	39	4	0	0	2182

No. & Name of Assembly Constituency	Polling Stations having Number of Electors														Total		
	Up to 100	101 to 200	201 to 300	301 to 400	401 to 500	501 to 600	601 to 700	701 to 800	801 to 900	901 to 1000	1001 to 1100	1101 to 1200	1201 to 1300	1301 to 1400		1401 to 1500	1501 to 1600
District : Amreli																	
94 Dhari	0	7	13	12	10	18	34	28	39	27	28	20	8	4	1	0	249
95 Amreli	0	1	1	4	4	24	47	42	40	29	40	30	9	14	1	0	286
96 Lathi	0	1	2	5	6	14	32	37	35	35	25	17	7	4	0	0	220
97 Savarkundla	0	0	1	7	12	26	31	51	32	34	29	25	8	2	0	0	258
98 Rajula	0	1	5	5	13	27	36	35	33	35	32	25	7	2	1	0	257
Total of District	0	10	22	33	45	109	180	193	179	160	154	117	39	26	3	0	1270
District : Bhavnagar																	
99 Mahuva	0	1	3	4	8	5	26	20	27	23	17	32	14	15	2	0	197
100 Talaja	0	2	2	3	9	20	30	42	41	41	25	14	3	1	1	0	234
101 Gariadhar	0	1	2	5	3	13	33	31	29	34	31	24	4	2	1	0	213
102 Palitana	0	5	3	3	11	22	40	29	34	41	38	27	10	3	1	0	267
103 Bhavnagar Rural	0	3	3	5	8	21	33	36	35	45	36	26	9	2	0	0	262
104 Bhavnagar East	0	1	1	2	3	6	19	23	16	32	19	23	34	28	4	0	211
105 Bhavnagar West	0	0	1	2	1	4	12	17	18	18	16	26	32	36	9	0	192
106 Gadhada (SC)	0	0	4	8	14	15	35	38	32	35	35	33	10	3	0	0	262
107 Botad	0	2	1	4	5	12	13	33	36	39	51	22	13	12	1	0	244
Total of District	0	15	20	36	62	118	241	269	268	308	268	227	129	102	19	0	2082
District : Anand																	
108 Khambhat	0	0	2	6	3	5	17	26	31	34	37	27	13	7	2	0	210
109 Borsad	0	1	1	4	8	21	28	32	50	31	31	27	8	4	1	0	247
110 Anklav	0	0	0	3	4	18	27	23	39	30	38	21	3	2	0	0	208
111 Umreth	0	0	0	1	8	18	30	27	44	42	36	28	10	3	0	0	247
112 Anand	0	0	0	3	8	15	25	29	27	27	26	44	27	11	4	0	246
113 Petlad	0	0	0	0	4	9	16	35	33	40	37	28	8	4	0	0	214
114 Sojitra	0	0	3	1	2	8	14	29	36	36	31	35	2	0	0	0	197
Total of District	0	1	6	18	37	94	157	201	260	240	236	210	71	31	7	0	1569

No. & Name of Assembly Constituency	Polling Stations having Number of Electors															Total	
	Up to 100	101 to 200	201 to 300	301 to 400	401 to 500	501 to 600	601 to 700	701 to 800	801 to 900	901 to 1000	1001 to 1100	1101 to 1200	1201 to 1300	1301 to 1400	1401 to 1500		1501 to 1600
District : Kheda																	
115 Matar	0	2	3	2	5	14	26	27	31	36	40	38	3	2	0	0	229
116 Nadiad	0	0	0	4	2	9	12	16	39	24	25	29	29	28	5	0	222
117 Mehmedabad	0	0	3	13	9	23	38	27	35	33	37	25	1	4	0	0	248
118 Mahudha	0	1	4	5	9	16	23	25	25	31	42	33	11	2	0	0	227
119 Thasra	0	0	2	5	17	16	29	39	40	40	49	24	4	3	0	0	268
120 Kapadvanj	0	0	1	9	19	28	38	35	41	29	34	36	10	8	1	0	289
121 Balasinor	0	1	3	11	14	28	47	54	43	38	24	25	5	2	0	0	295
Total of District	0	4	16	49	75	134	213	223	254	231	251	210	63	49	6	0	1778
District : Panchmahal																	
122 Lunawada	0	1	5	20	33	32	40	59	40	31	27	23	2	3	0	0	316
123 Santrampur (ST)	0	0	2	15	29	27	34	38	38	15	22	16	4	3	0	0	243
124 Shehra	0	0	1	7	11	17	29	39	43	41	37	20	1	1	1	0	248
125 Morva Hadaf (ST)	0	0	1	5	10	18	29	30	34	36	26	21	0	0	0	0	210
126 Godhra	0	1	1	11	7	26	29	31	28	43	26	25	10	13	4	0	255
127 Kalol	0	0	2	4	18	22	54	59	46	38	19	8	1	2	0	0	273
128 Halol	0	0	6	22	23	32	42	44	48	33	24	15	4	1	0	0	294
Total of District	0	2	18	84	131	174	257	300	277	237	181	128	22	23	5	0	1839
District : Dahod																	
129 Fatepura (ST)	0	0	3	8	20	26	34	31	34	29	28	20	0	0	0	0	233
130 Jhalod (ST)	0	0	2	5	12	24	29	41	33	34	32	19	8	0	0	0	239
131 Limkheda (ST)	0	0	3	4	12	22	28	37	35	22	29	14	3	1	0	0	210
132 Dahod (ST)	0	1	3	5	6	15	18	30	37	39	33	27	12	6	0	0	232
133 Garbada (ST)	0	0	1	2	6	11	28	43	38	36	40	33	1	0	0	0	239
134 Devgachbaria	0	2	3	4	11	29	39	41	33	40	25	20	4	0	0	0	251
Total of District	0	3	15	28	67	127	176	223	210	200	187	133	28	7	0	0	1404

No. & Name of Assembly Constituency	Polling Stations having Number of Electors															Total	
	Up to 100	101 to 200	201 to 300	301 to 400	401 to 500	501 to 600	601 to 700	701 to 800	801 to 900	901 to 1000	1001 to 1100	1101 to 1200	1201 to 1300	1301 to 1400	1401 to 1500		1501 to 1600
District : Vadodara																	
135 Savli	0	0	1	9	16	22	25	40	33	30	38	15	3	2	0	0	234
136 Vaghodia	0	5	9	12	15	15	28	30	27	42	25	33	7	1	0	0	249
137 Chhota Udaipur (ST)	0	2	7	24	19	29	51	41	38	20	26	15	11	2	1	0	286
138 Jetpur (ST)	0	2	8	20	28	31	43	42	39	25	35	17	3	0	0	0	293
139 Sankheda (ST)	1	6	13	44	51	59	37	43	26	31	20	24	3	0	0	0	358
140 Dabhoi	0	1	12	18	16	24	26	26	30	21	24	22	7	10	1	0	238
141 Vadodara City (SC)	0	0	0	0	1	1	8	8	26	19	18	37	54	28	9	0	209
142 Sayajigunj	0	0	0	0	1	3	11	15	14	16	15	25	60	41	8	0	209
143 Akota	0	0	0	3	4	16	20	18	23	26	26	31	42	13	0	0	222
144 Raopura	0	0	0	0	0	3	12	23	23	24	34	26	38	27	13	0	223
145 Manjalpur	0	0	0	0	4	8	2	14	17	30	23	39	38	12	2	0	189
146 Padra	0	0	2	2	4	11	19	28	38	34	37	16	11	11	2	0	215
147 Karjan	0	0	2	4	13	25	39	29	43	26	21	14	5	3	1	0	225
Total of District	1	16	54	136	172	247	321	357	377	344	342	314	282	150	37	0	3150
District : Narmada																	
148 Nandod (ST)	0	2	6	20	39	33	41	44	39	25	24	10	3	1	0	0	287
149 Dediapada (ST)	1	6	19	37	33	28	51	30	23	15	21	9	0	0	0	0	273
Total of District	1	8	25	57	72	61	92	74	62	40	45	19	3	1	0	0	560
District : Bharuch																	
150 Jambusar	0	1	6	13	14	26	33	29	28	32	42	22	3	2	0	0	251
151 Vagra	0	0	2	7	18	28	39	25	31	29	16	27	0	0	0	0	222
152 Jhagadia (ST)	0	4	9	24	33	33	51	44	35	41	15	12	0	0	0	0	301
153 Bharuch	0	0	0	2	4	22	17	26	26	30	35	35	18	13	2	0	230
154 Ankleshwar	0	0	1	6	11	26	25	20	33	25	27	24	8	14	0	0	220
Total of District	0	5	18	52	80	135	165	144	153	157	135	120	29	29	2	0	1224

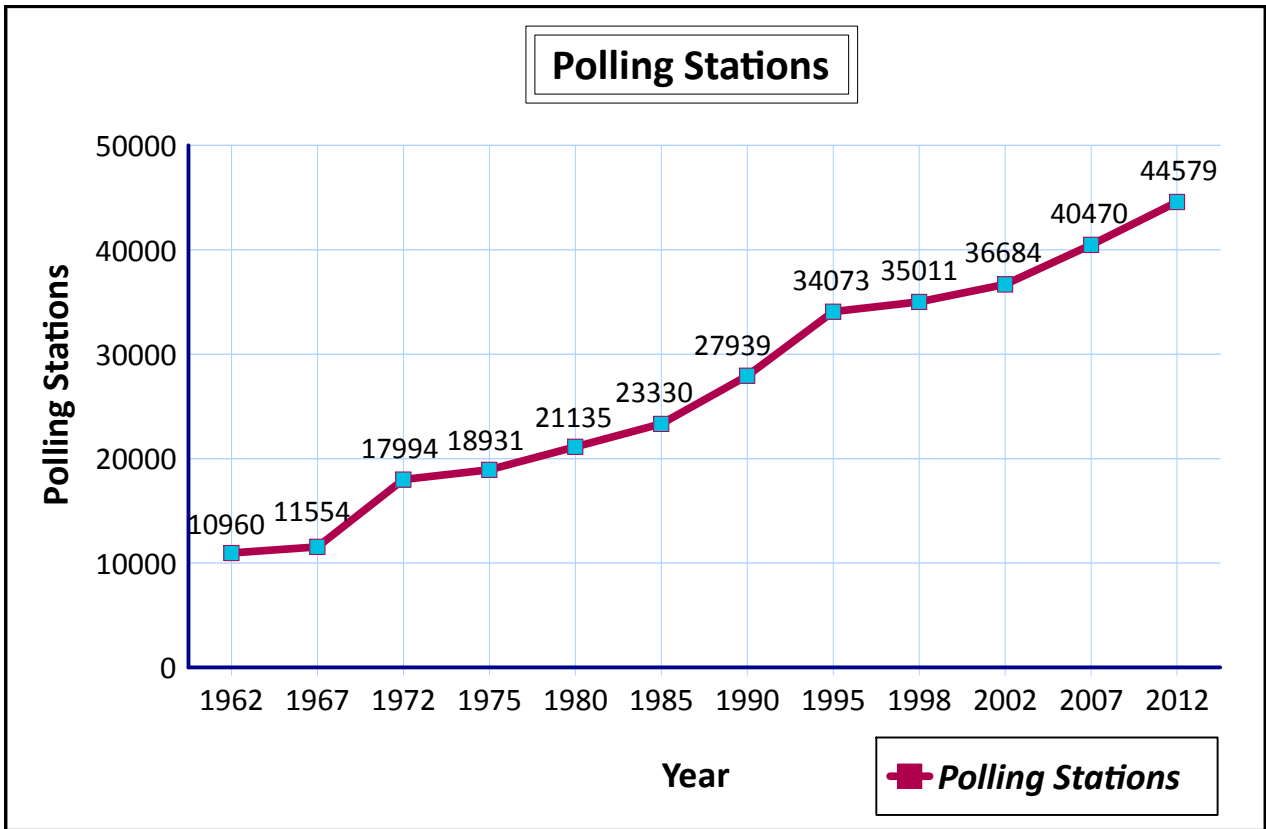
No. & Name of Assembly Constituency	Polling Stations having Number of Electors														Total			
	Up to 100	101 to 200	201 to 300	301 to 400	401 to 500	501 to 600	601 to 700	701 to 800	801 to 900	901 to 1000	1001 to 1100	1101 to 1200	1201 to 1300	1301 to 1400		1401 to 1500	1501 to 1600	More Than 1600
District : Surat																		
155 Olpad	0	0	2	7	15	19	38	57	26	36	40	38	13	5	12	0	0	308
156 Mangrol (ST)	0	0	2	15	13	33	35	38	34	14	23	17	2	3	0	0	0	229
157 Mandvi (ST)	0	0	1	12	20	29	42	39	47	37	22	20	2	0	0	0	0	271
158 Kamrej	0	0	1	8	5	12	22	40	42	48	42	47	33	17	2	1	0	320
159 Surat East	0	0	1	2	6	7	19	31	26	29	33	30	20	2	1	0	0	207
160 Surat North	0	2	1	0	2	9	11	15	29	28	22	27	11	6	0	0	0	164
161 Varachha Road	0	0	0	0	1	3	12	16	26	24	30	24	27	14	5	0	0	183
162 Karanj	2	0	0	2	3	11	19	20	29	18	21	19	12	5	1	0	0	162
163 Limbayat	0	0	0	0	2	8	33	32	44	39	28	23	16	12	5	0	0	242
164 Udhna	0	0	0	0	2	5	16	33	36	29	40	28	18	6	3	0	0	216
165 Majura	0	0	0	0	3	6	17	23	38	37	30	30	20	17	3	0	1	225
166 Katargam	1	0	0	1	0	3	12	29	31	25	28	37	25	26	8	5	1	232
167 Surat West	0	0	0	1	1	7	12	20	27	37	32	38	16	7	3	0	0	201
168 Choryasi	0	0	0	0	5	22	43	44	50	40	36	37	31	13	6	0	2	329
169 Bardoli (SC)	0	0	5	4	15	18	25	31	28	35	23	27	9	5	5	2	1	233
170 Mahuva (ST)	0	1	3	8	5	19	31	39	46	45	32	19	0	0	0	0	0	248
Total of District	3	3	16	60	98	211	387	507	559	521	482	461	255	138	54	8	5	3770
District : Tapi																		
171 Vyara (ST)	0	0	1	5	17	28	33	39	57	37	17	11	1	0	0	0	0	246
172 Nizar (ST)	1	0	2	15	34	39	49	46	45	42	32	8	0	0	0	0	0	313
Total of District	1	0	3	20	51	67	82	85	102	79	49	19	1	0	0	0	0	559
District : Dangs																		
173 Dangs (ST)	7	30	54	63	52	41	25	21	13	4	7	3	0	0	0	0	0	320
Total of District	7	30	54	63	52	41	25	21	13	4	7	3	0	0	0	0	0	320

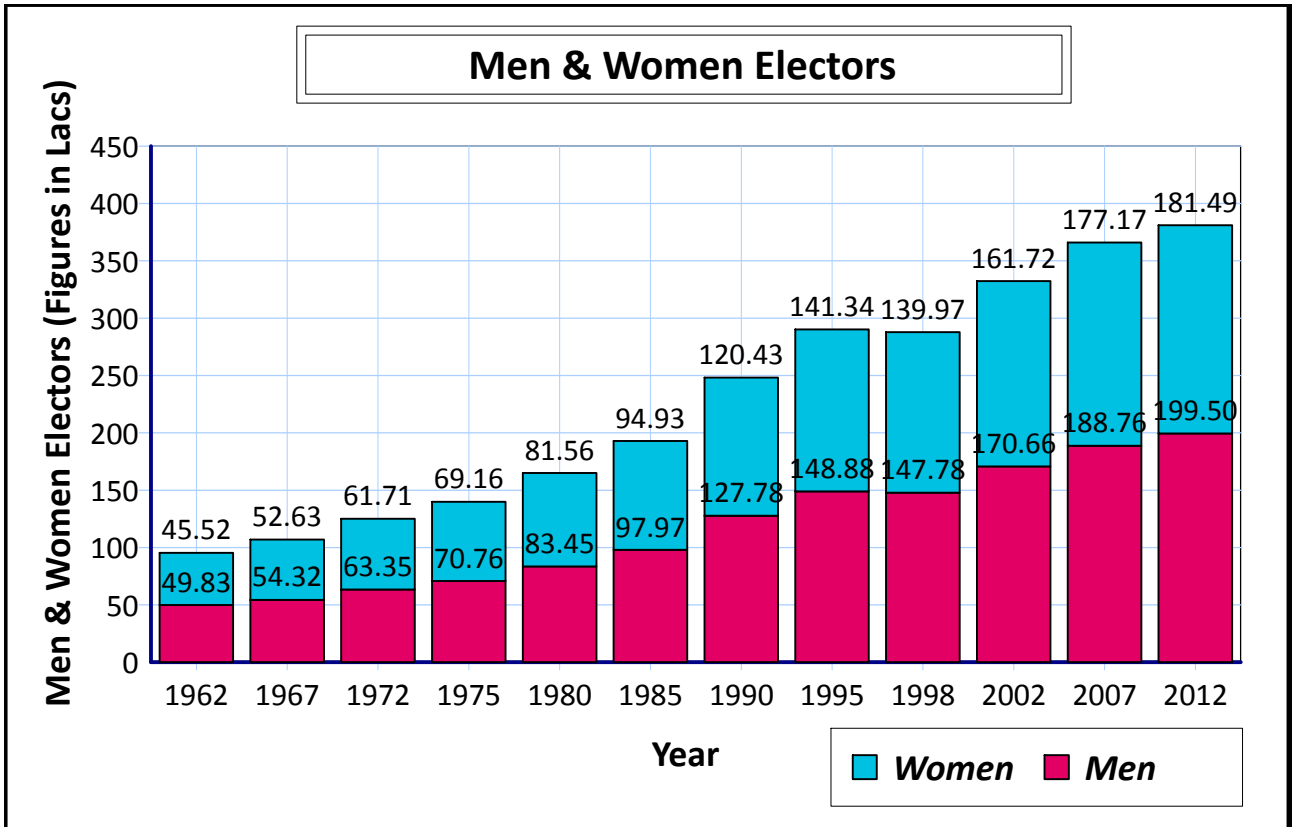
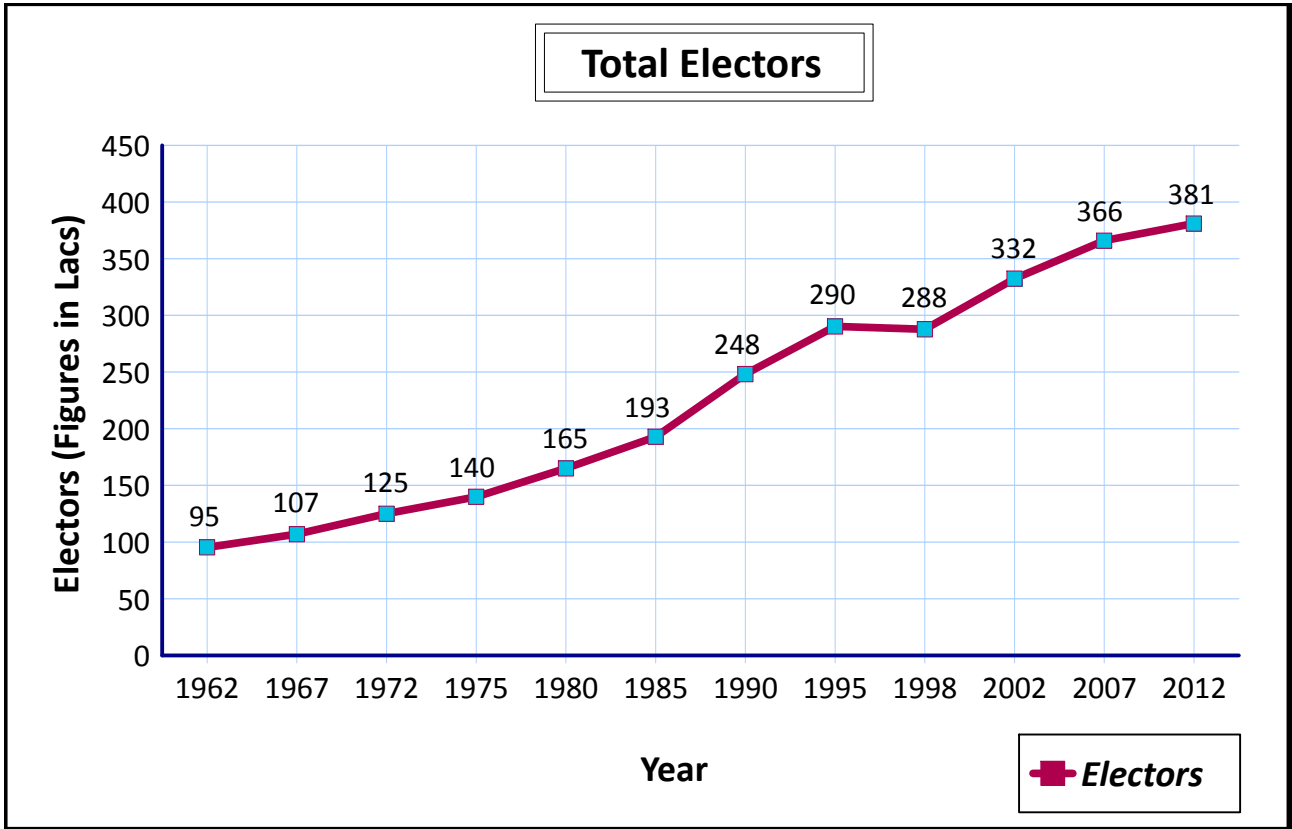
No. & Name of Assembly Constituency	Polling Stations having Number of Electors															Total		
	Up to 100	101 to 200	201 to 300	301 to 400	401 to 500	501 to 600	601 to 700	701 to 800	801 to 900	901 to 1000	1001 to 1100	1101 to 1200	1201 to 1300	1301 to 1400	1401 to 1500		1501 to 1600	More Than 1600
District : Navsari																		
174 Jalalpore	0	1	3	8	8	26	37	37	25	30	31	21	7	5	1	0	0	240
175 Navsari	0	1	2	5	3	25	45	45	39	33	30	19	7	1	1	0	0	256
176 Gandevi (ST)	0	0	2	4	3	14	40	53	56	65	28	31	0	0	0	0	0	296
177 Vansda (ST)	0	0	0	8	6	17	31	58	46	61	36	31	1	0	0	0	0	295
Total of District	0	2	7	25	20	82	153	193	166	189	125	102	15	6	2	0	0	1087
District : Valsad																		
178 Dharampur (ST)	0	1	5	10	11	20	46	45	39	31	29	19	2	1	1	0	0	260
179 Valsad	0	0	0	2	10	18	22	29	32	44	47	30	10	2	0	0	0	246
180 Pardi	0	0	1	2	10	16	22	33	36	33	29	25	10	6	2	0	0	225
181 Kaprada (ST)	0	0	5	15	18	25	43	43	48	31	24	19	0	0	0	0	0	271
182 Umbergaon (ST)	0	0	0	4	12	16	38	42	33	37	40	21	4	2	4	0	0	253
Total of District	0	1	11	33	61	95	171	192	188	176	169	114	26	11	7	0	0	1255
Total of State	37	196	578	1325	2031	3355	5242	5936	6050	5833	5560	4645	2190	1234	341	19	5	44579

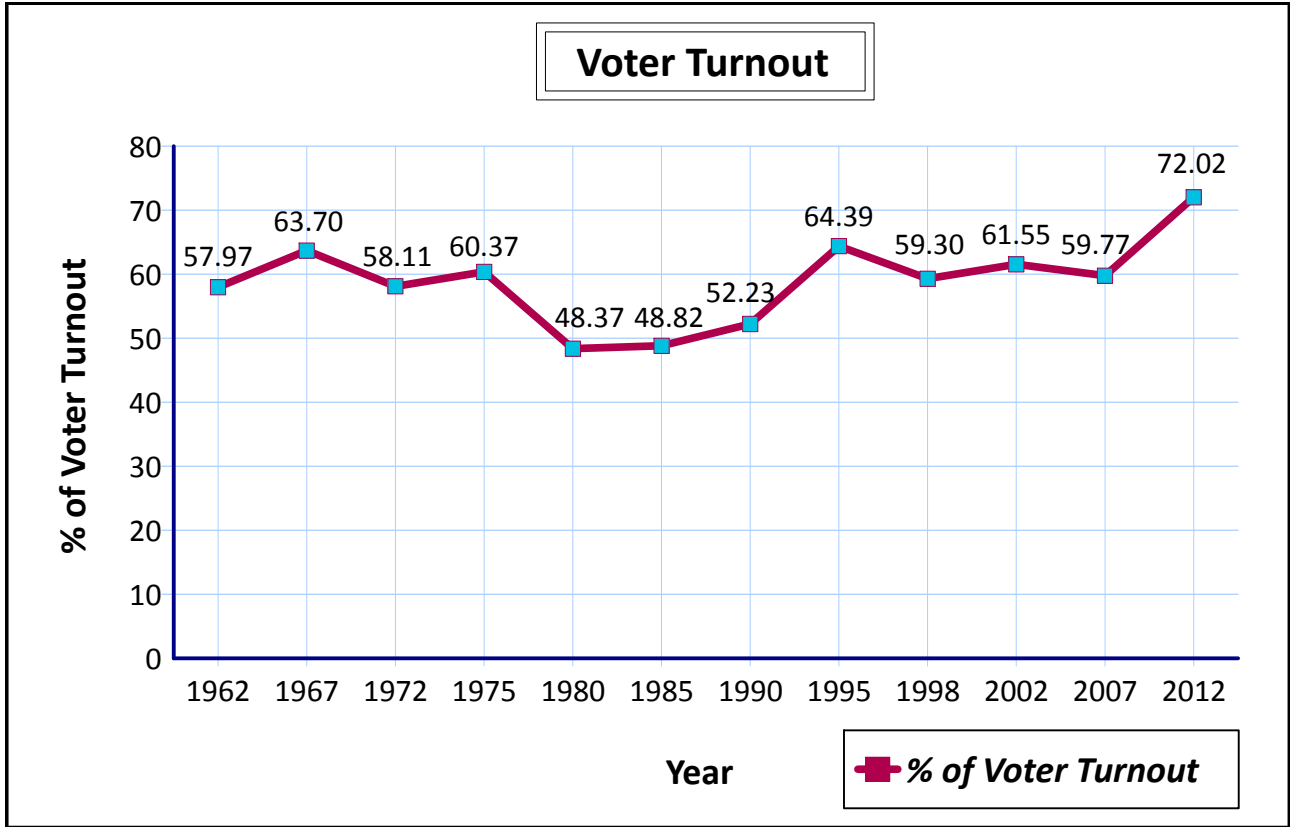
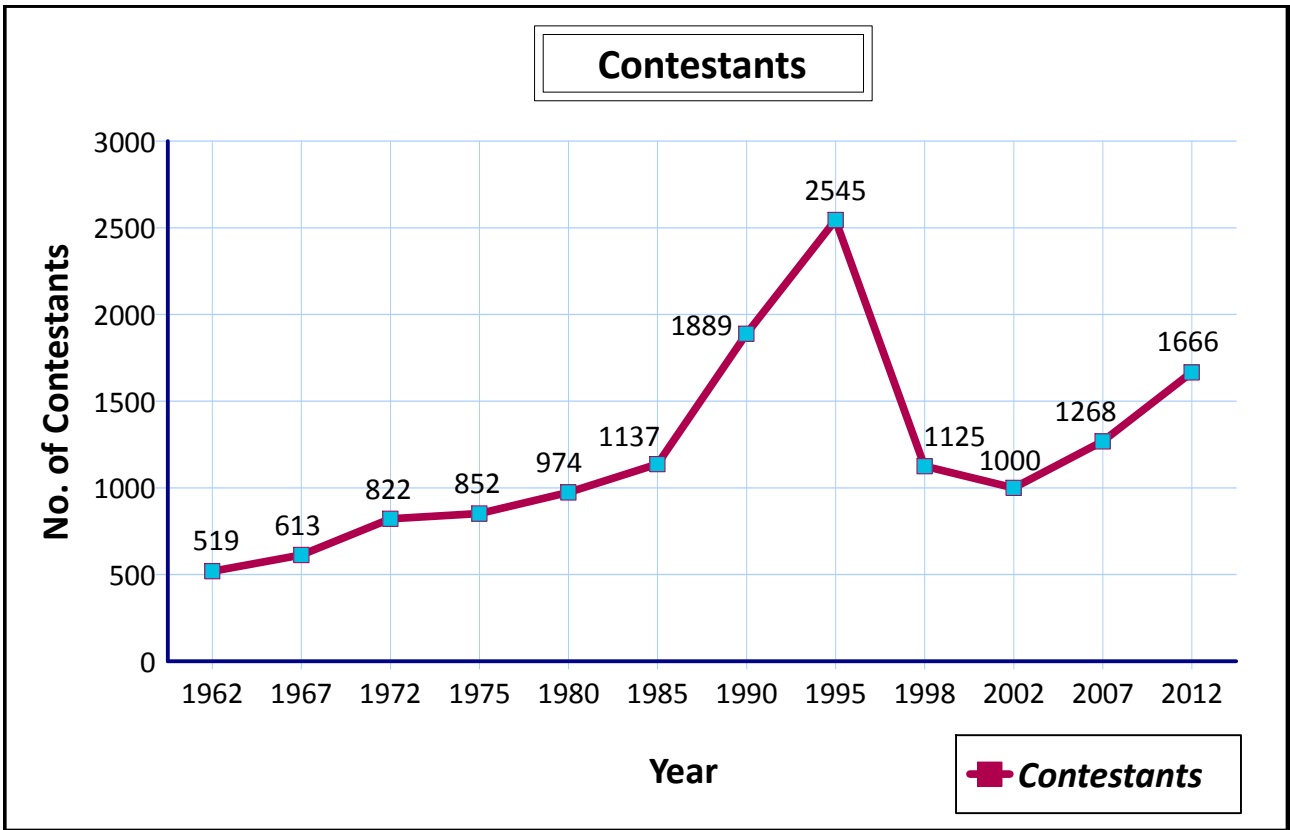
17. Successive General Elections - Facts at a Glance

Year	No. of Seats	No. of Electors				Polling Stations	Contesting Candidates	% of Poll
		Male	Female	Other	Total			
1962	154	4983311	4551663		9534974	10960	519	57.97
1967	168	5432184	5262788		10694972	11554	613	63.70
1972	168	6334533	6170859		12505392	17994	822	58.11
1975	182	7075686	6916197		13991883	18931	852	60.37
1980	* 182	8345010	8156318		16501328	21135	974	48.37
1985	182	9796676	9493465		19290141	23330	1137	48.82
1990	182	12777960	12043419		24821379	27939	1889	52.23
1995	182	14887947	14134147		29022094	34073	2545	64.39
1998	182	14777906	13996537		28774443	35011	1125	59.30
2002	182	17066407	16171788		33238195	36684	1000	61.55
2007	182	18876205	17716913		36593118	40470	1268	59.77
2012	182	19950206	18148715	189	38099110	44579	1666	72.02

* In 33 - Kutiyana Assembly Constituency - the candidate was elected uncontested.







18. Details of Contesting Candidates - District wise

Sr. No.	Name of District	Nominated			Rejected			Withdrawn			Contesting			Deposit Forfeited		
		Men	Women	Total	Men	Women	Total	Men	Women	Total	Men	Women	Total	Men	Women	Total
1	Kachchh	93	7	100	20	4	24	19	1	20	54	2	56	44	0	44
2	Banaskantha	137	9	146	29	2	31	36	4	40	72	3	75	54	2	56
3	Patan	70	2	72	14	1	15	13	0	13	43	1	44	35	1	36
4	Mahesana	103	5	108	22	2	24	22	0	22	59	3	62	46	2	48
5	Sabarkantha	109	5	114	26	1	27	21	2	23	62	2	64	48	1	49
6	Gandhinagar	87	6	93	23	0	23	25	2	27	39	4	43	30	3	33
7	Ahmedabad	346	31	377	97	11	108	55	5	60	194	15	209	156	10	166
8	Surendranagar	94	3	97	14	2	16	29	0	29	51	1	52	42	0	42
9	Rajkot	212	12	224	37	6	43	59	2	61	116	4	120	94	2	96
10	Jamnagar	178	13	191	26	4	30	66	2	68	86	7	93	73	5	78
11	Porbandar	27	1	28	4	1	5	3	0	3	20	0	20	16	0	16
12	Junagadh	141	10	151	26	6	32	35	1	36	80	3	83	62	2	64
13	Amreli	72	4	76	11	1	12	13	0	13	48	3	51	38	2	40
14	Bhavnagar	161	14	175	22	5	27	51	2	53	88	7	95	72	4	76
15	Anand	89	6	95	28	2	30	15	1	16	46	3	49	33	2	35
16	Kheda	83	5	88	15	0	15	14	1	15	54	4	58	40	3	43
17	Panchmahal	74	6	80	13	5	18	13	0	13	48	1	49	35	0	35
18	Dahod	57	7	64	17	4	21	8	0	8	32	3	35	22	1	23
19	Vadodara	174	16	190	49	5	54	29	0	29	96	11	107	71	9	80
20	Narmada	29	0	29	2	0	2	8	0	8	19	0	19	15	0	15
21	Bharuch	75	3	78	17	1	18	16	2	18	42	0	42	31	0	31
22	Surat	253	19	272	53	3	56	61	2	63	139	14	153	109	11	120
23	Tapi	26	1	27	6	1	7	1	0	1	19	0	19	15	0	15
24	Dangs	9	1	10	2	0	2	1	0	1	6	1	7	4	1	5
25	Navsari	31	1	32	7	0	7	1	0	1	23	1	24	16	0	16
26	Valsad	49	4	53	11	0	11	5	0	5	33	4	37	23	3	26
Total of State		2779	191	2970	591	67	658	619	27	646	1569	97	1666	1224	64	1288

19. Details of Contesting Candidates - Assembly Constituency wise

No. & Name of Assembly Constituency	Nominated		Rejected		Withdrawn		Contesting		Deposit Forfeited		
	Men	Women	Men	Women	Men	Women	Men	Women	Men	Women	Total
District : Kachchh											
1	18	0	5	0	5	0	8	0	6	0	6
2	20	1	4	1	5	0	11	0	9	0	9
3	15	2	2	1	3	0	9	1	8	0	8
4	15	0	5	0	5	0	9	0	7	0	7
5	11	3	3	1	4	1	7	1	6	0	6
6	14	1	1	1	2	0	10	0	8	0	8
Total of District	93	7	20	4	24	1	54	2	44	0	44
District : Banaskantha											
7	15	3	5	0	5	2	6	1	4	0	4
8	14	0	1	0	1	0	7	0	4	0	4
9	14	0	4	0	4	0	6	0	4	0	4
10	10	0	1	0	1	0	7	0	5	0	5
11	22	2	11	1	12	1	8	0	6	0	6
12	16	2	0	1	1	1	14	0	12	0	12
13	22	2	2	0	2	0	11	2	9	2	11
14	13	0	3	0	3	0	8	0	6	0	6
15	11	0	2	0	2	0	6	0	4	0	4
Total of District	137	9	29	2	31	4	72	3	54	2	56
District : Patan											
16	15	0	2	0	2	0	10	0	8	0	8
17	20	0	6	0	6	0	9	0	7	0	7
18	17	1	3	0	3	0	14	1	12	1	13
19	18	1	3	1	4	0	10	0	8	0	8
Total of District	70	2	14	1	15	0	43	1	35	1	36

No. & Name of Assembly Constituency	Nominated			Rejected			Withdrawn			Contesting			Deposit Forfeited		
	Men	Women	Total	Men	Women	Total	Men	Women	Total	Men	Women	Total	Men	Women	Total
District : Mahesana															
20	10	1	11	2	1	3	2	0	2	6	0	6	4	0	4
21	15	1	16	3	0	3	5	0	5	7	1	8	6	0	6
22	15	0	15	3	0	3	2	0	2	10	0	10	8	0	8
23	16	1	17	3	1	4	5	0	5	8	0	8	6	0	6
24	11	0	11	3	0	3	1	0	1	7	0	7	5	0	5
25	26	1	27	6	0	6	7	0	7	13	1	14	11	1	12
26	10	1	11	2	0	2	0	0	0	8	1	9	6	1	7
Total of District	103	5	108	22	2	24	22	0	22	59	3	62	46	2	48
District : Sabarkantha															
27	37	1	38	11	0	11	8	1	9	18	0	18	16	0	16
28	11	0	11	2	0	2	2	0	2	7	0	7	5	0	5
29	14	0	14	4	0	4	0	0	0	10	0	10	8	0	8
30	9	1	10	2	0	2	1	0	1	6	1	7	5	0	5
31	11	2	13	2	1	3	3	1	4	6	0	6	4	0	4
32	13	0	13	3	0	3	4	0	4	6	0	6	3	0	3
33	14	1	15	2	0	2	3	0	3	9	1	10	7	1	8
Total of District	109	5	114	26	1	27	21	2	23	62	2	64	48	1	49
District : Gandhinagar															
34	11	2	13	2	0	2	3	1	4	6	1	7	5	0	5
35	14	1	15	7	0	7	1	0	1	6	1	7	4	1	5
36	21	0	21	7	0	7	6	0	6	8	0	8	6	0	6
37	19	1	20	3	0	3	9	1	10	7	0	7	5	0	5
38	22	2	24	4	0	4	6	0	6	12	2	14	10	2	12
Total of District	87	6	93	23	0	23	25	2	27	39	4	43	30	3	33

No. & Name of Assembly Constituency	Nominated			Rejected			Withdrawn			Contesting			Deposit Forfeited		
	Men	Women	Total	Men	Women	Total	Men	Women	Total	Men	Women	Total	Men	Women	Total
District : Ahmedabad															
39 Viramgam	8	1	9	3	0	3	1	0	1	4	1	5	3	0	3
40 Sanand	18	0	18	3	0	3	7	0	7	8	0	8	6	0	6
41 Ghatlodia	19	5	24	10	3	13	1	1	2	8	1	9	7	0	7
42 Vejalpur	16	1	17	3	0	3	0	0	0	13	1	14	11	1	12
43 Vatva	22	1	23	7	0	7	1	0	1	14	1	15	12	1	13
44 Ellisbridge	8	3	11	4	0	4	0	0	0	4	3	7	2	3	5
45 Naranpura	22	0	22	6	0	6	6	0	6	10	0	10	8	0	8
46 Nikol	26	1	27	12	0	12	0	1	1	14	0	14	12	0	12
47 Naroda	13	4	17	4	3	7	2	0	2	7	1	8	6	0	6
48 Thakkarbapa Nagar	11	1	12	2	0	2	0	0	0	9	1	10	8	0	8
49 Bapunagar	20	1	21	2	0	2	5	0	5	13	1	14	11	1	12
50 Amraiwadi	10	0	10	2	0	2	0	0	0	8	0	8	6	0	6
51 Dariapur	23	2	25	3	0	3	5	1	6	15	1	16	13	1	14
52 Jamalpur - Khadia	18	2	20	4	2	6	4	0	4	10	0	10	7	0	7
53 Maninagar	12	1	13	2	0	2	1	0	1	9	1	10	8	0	8
54 Danilimda (SC)	16	5	21	5	3	8	4	1	5	7	1	8	5	1	6
55 Sabarmati	9	0	9	4	0	4	0	0	0	5	0	5	3	0	3
56 Asarwa (SC)	18	0	18	9	0	9	1	0	1	8	0	8	6	0	6
57 Daskroi	18	1	19	5	0	5	2	0	2	11	1	12	9	1	10
58 Dholka	16	1	17	2	0	2	5	1	6	9	0	9	7	0	7
59 Dhandhuka	23	1	24	5	0	5	10	0	10	8	1	9	6	1	7
Total of District	346	31	377	97	11	108	55	5	60	194	15	209	156	10	166

No. & Name of Assembly Constituency	Nominated			Rejected			Withdrawn			Contesting			Deposit Forfeited		
	Men	Women	Total	Men	Women	Total	Men	Women	Total	Men	Women	Total	Men	Women	Total
District : Surendranagar															
60	11	1	12	2	1	3	2	0	2	7	0	7	5	0	5
61	27	0	27	5	0	5	9	0	9	13	0	13	11	0	11
62	17	2	19	2	1	3	3	0	3	12	1	13	11	0	11
63	16	0	16	2	0	2	8	0	8	6	0	6	4	0	4
64	23	0	23	3	0	3	7	0	7	13	0	13	11	0	11
Total of District	94	3	97	14	2	16	29	0	29	51	1	52	42	0	42
District : Rajkot															
65	14	2	16	3	1	4	3	1	4	8	0	8	6	0	6
66	18	1	19	4	1	5	1	0	1	13	0	13	11	0	11
67	20	0	20	3	0	3	9	0	9	8	0	8	5	0	5
68	19	1	20	4	0	4	8	1	9	7	0	7	5	0	5
69	17	2	19	2	1	3	3	0	3	12	1	13	10	1	11
70	13	0	13	5	0	5	3	0	3	5	0	5	3	0	3
71	13	2	15	5	0	5	2	0	2	6	2	8	4	1	5
72	26	0	26	2	0	2	8	0	8	16	0	16	14	0	14
73	17	1	18	1	1	2	10	0	10	6	0	6	4	0	4
74	25	2	27	4	1	5	3	0	3	18	1	19	17	0	17
75	30	1	31	4	1	5	9	0	9	17	0	17	15	0	15
Total of District	212	12	224	37	6	43	59	2	61	116	4	120	94	2	96

No. & Name of Assembly Constituency	Nominated			Rejected			Withdrawn			Contesting			Deposit Forfeited		
	Men	Women	Total	Men	Women	Total	Men	Women	Total	Men	Women	Total	Men	Women	Total
District : Jamnagar															
76 Kalavad (SC)	12	0	12	3	0	3	2	0	2	7	0	7	4	0	4
77 Jamnagr Rural	33	2	35	5	0	5	13	1	14	15	1	16	13	1	14
78 Jamnagar North	31	4	35	2	2	4	17	1	18	12	1	13	10	1	11
79 Jamnagar South	24	3	27	4	1	5	8	0	8	12	2	14	11	1	12
80 Jamjodhpur	25	0	25	4	0	4	11	0	11	10	0	10	8	0	8
81 Khambhalia	29	3	32	5	1	6	9	0	9	15	2	17	14	1	15
82 Dwarka	24	1	25	3	0	3	6	0	6	15	1	16	13	1	14
Total of District	178	13	191	26	4	30	66	2	68	86	7	93	73	5	78
District : Porbandar															
83 Porbandar	12	1	13	3	1	4	1	0	1	8	0	8	6	0	6
84 Kutiya	15	0	15	1	0	1	2	0	2	12	0	12	10	0	10
Total of District	27	1	28	4	1	5	3	0	3	20	0	20	16	0	16
District : Junagadh															
85 Manavadar	12	1	13	2	1	3	1	0	1	9	0	9	7	0	7
86 Junagadh	14	2	16	1	1	2	3	0	3	10	1	11	8	1	9
87 Visavadar	21	0	21	6	0	6	3	0	3	12	0	12	10	0	10
88 Keshod	19	2	21	4	2	6	6	0	6	9	0	9	6	0	6
89 Mangrol	11	2	13	3	0	3	2	0	2	6	2	8	5	1	6
90 Somnath	31	1	32	1	0	1	16	1	17	14	0	14	12	0	12
91 Talala	11	0	11	3	0	3	2	0	2	6	0	6	4	0	4
92 Kodinar (SC)	14	2	16	4	2	6	2	0	2	8	0	8	6	0	6
93 Una	8	0	8	2	0	2	0	0	0	6	0	6	4	0	4
Total of District	141	10	151	26	6	32	35	1	36	80	3	83	62	2	64

No. & Name of Assembly Constituency	Nominated			Rejected			Withdrawn			Contesting			Deposit Forfeited		
	Men	Women	Total	Men	Women	Total	Men	Women	Total	Men	Women	Total	Men	Women	Total
District : Amreli															
94 Dhari	12	2	14	2	0	2	2	0	2	8	2	10	6	1	7
95 Amreli	16	2	18	2	1	3	3	0	3	11	1	12	9	1	10
96 Lathi	17	0	17	2	0	2	5	0	5	10	0	10	8	0	8
97 Savarkundla	14	0	14	3	0	3	2	0	2	9	0	9	7	0	7
98 Rajula	13	0	13	2	0	2	1	0	1	10	0	10	8	0	8
Total of District	72	4	76	11	1	12	13	0	13	48	3	51	38	2	40
District : Bhavnagar															
99 Mahuva	7	2	9	2	0	2	1	0	1	4	2	6	2	1	3
100 Talaja	13	1	14	3	0	3	3	0	3	7	1	8	6	0	6
101 Gariadhar	21	0	21	2	0	2	4	0	4	15	0	15	13	0	13
102 Palitana	24	0	24	3	0	3	15	0	15	6	0	6	4	0	4
103 Bhavnagar Rural	33	1	34	4	1	5	15	0	15	14	0	14	12	0	12
104 Bhavnagar East	10	5	15	0	2	2	3	0	3	7	3	10	6	2	8
105 Bhavnagar West	21	1	22	2	0	2	7	0	7	12	1	13	10	1	11
106 Gadhada (SC)	15	2	17	3	1	4	2	1	3	10	0	10	8	0	8
107 Botad	17	2	19	3	1	4	1	1	2	13	0	13	11	0	11
Total of District	161	14	175	22	5	27	51	2	53	88	7	95	72	4	76
District : Anand															
108 Khambhat	6	0	6	2	0	2	0	0	0	4	0	4	2	0	2
109 Borsad	9	1	10	2	0	2	2	0	2	5	1	6	4	0	4
110 Anklav	20	1	21	12	0	12	2	1	3	6	0	6	4	0	4
111 Umreth	15	1	16	2	0	2	3	0	3	10	1	11	8	1	9
112 Anand	12	1	13	1	1	2	2	0	2	9	0	9	7	0	7
113 Petlad	17	0	17	8	0	8	3	0	3	6	0	6	4	0	4
114 Sojitra	10	2	12	1	1	2	3	0	3	6	1	7	4	1	5
Total of District	89	6	95	28	2	30	15	1	16	46	3	49	33	2	35

No. & Name of Assembly Constituency	Nominated			Rejected			Withdrawn			Contesting			Deposit Forfeited		
	Men	Women	Total	Men	Women	Total	Men	Women	Total	Men	Women	Total	Men	Women	Total
District : Kheda															
115 Matar	16	2	18	2	0	2	7	0	7	7	2	9	5	2	7
116 Nadiad	14	2	16	2	0	2	1	1	2	11	1	12	9	1	10
117 Mehmedabad	7	0	7	2	0	2	0	0	0	5	0	5	3	0	3
118 Mahudha	11	0	11	2	0	2	1	0	1	8	0	8	5	0	5
119 Thasra	11	1	12	2	0	2	2	0	2	7	1	8	6	0	6
120 Kapadvanj	10	0	10	1	0	1	3	0	3	6	0	6	4	0	4
121 Balasinor	14	0	14	4	0	4	0	0	0	10	0	10	8	0	8
Total of District	83	5	88	15	0	15	14	1	15	54	4	58	40	3	43
District : Panchmahal															
122 Lunawada	13	0	13	3	0	3	3	0	3	7	0	7	5	0	5
123 Santrampur (ST)	9	1	10	3	1	4	0	0	0	6	0	6	4	0	4
124 Shehra	10	1	11	0	1	1	2	0	2	8	0	8	6	0	6
125 Morva Hadaf (ST)	7	3	10	0	2	2	2	0	2	5	1	6	4	0	4
126 Godhra	15	0	15	1	0	1	6	0	6	8	0	8	6	0	6
127 Kalol	13	1	14	3	1	4	0	0	0	10	0	10	8	0	8
128 Halol	7	0	7	3	0	3	0	0	0	4	0	4	2	0	2
Total of District	74	6	80	13	5	18	13	0	13	48	1	49	35	0	35
District : Dahod															
129 Fatepura (ST)	7	0	7	2	0	2	2	0	2	3	0	3	1	0	1
130 Jhalod (ST)	11	3	14	3	2	5	3	0	3	5	1	6	3	1	4
131 Limkheda (ST)	7	1	8	1	1	2	0	0	0	6	0	6	4	0	4
132 Dahod (ST)	10	1	11	2	1	3	1	0	1	7	0	7	5	0	5
133 Garbada (ST)	6	2	8	1	0	1	1	0	1	4	2	6	4	0	4
134 Devgadbaria	16	0	16	8	0	8	1	0	1	7	0	7	5	0	5
Total of District	57	7	64	17	4	21	8	0	8	32	3	35	22	1	23

No. & Name of Assembly Constituency	Nominated			Rejected			Withdrawn			Contesting			Deposit Forfeited		
	Men	Women	Total	Men	Women	Total	Men	Women	Total	Men	Women	Total	Men	Women	Total
District : Vadodara															
135 Savli	14	0	14	2	0	2	1	0	1	11	0	11	8	0	8
136 Vaghodia	17	1	18	5	1	6	5	0	5	7	0	7	5	0	5
137 Chhota Udaipur (ST)	9	0	9	2	0	2	1	0	1	6	0	6	4	0	4
138 Jetpur (ST)	14	2	16	3	2	5	3	0	3	8	0	8	6	0	6
139 Sankheda (ST)	10	0	10	3	0	3	2	0	2	5	0	5	3	0	3
140 Dabhoi	19	0	19	6	0	6	6	0	6	7	0	7	5	0	5
141 Vadodara City (SC)	7	3	10	0	0	0	3	0	3	4	3	7	4	1	5
142 Sayajigunj	22	1	23	11	0	11	2	0	2	9	1	10	7	1	8
143 Akota	13	1	14	4	0	4	0	0	0	9	1	10	7	1	8
144 Raopura	10	2	12	1	1	2	2	0	2	7	1	8	5	1	6
145 Manjalpur	8	3	11	3	0	3	0	0	0	5	3	8	3	3	6
146 Padra	17	1	18	8	0	8	1	0	1	8	1	9	6	1	7
147 Karjan	14	2	16	1	1	2	3	0	3	10	1	11	8	1	9
Total of District	174	16	190	49	5	54	29	0	29	96	11	107	71	9	80
District : Narmada															
148 Nandod (ST)	15	0	15	2	0	2	4	0	4	9	0	9	7	0	7
149 Dediapada (ST)	14	0	14	0	0	0	4	0	4	10	0	10	8	0	8
Total of District	29	0	29	2	0	2	8	0	8	19	0	19	15	0	15
District : Bharuch															
150 Jambusar	15	1	16	1	0	1	6	1	7	8	0	8	6	0	6
151 Vagra	15	1	16	2	1	3	4	0	4	9	0	9	7	0	7
152 Jhagadia (ST)	8	0	8	2	0	2	1	0	1	5	0	5	2	0	2
153 Bharuch	24	0	24	9	0	9	4	0	4	11	0	11	9	0	9
154 Ankleshwar	13	1	14	3	0	3	1	1	2	9	0	9	7	0	7
Total of District	75	3	78	17	1	18	16	2	18	42	0	42	31	0	31

No. & Name of Assembly Constituency	Nominated			Rejected			Withdrawn			Contesting			Deposit Forfeited		
	Men	Women	Total	Men	Women	Total	Men	Women	Total	Men	Women	Total	Men	Women	Total
District : Surat															
155 Olpad	21	0	21	4	0	4	3	0	3	14	0	14	12	0	12
156 Mangrol (ST)	8	0	8	2	0	2	1	0	1	5	0	5	3	0	3
157 Mandvi (ST)	10	2	12	4	0	4	1	0	1	5	2	7	4	1	5
158 Kamrej	13	1	14	2	0	2	4	0	4	7	1	8	5	1	6
159 Surat East	40	4	44	3	1	4	22	2	24	15	1	16	13	1	14
160 Surat North	22	1	23	4	0	4	3	0	3	15	1	16	13	1	14
161 Varachha Road	8	0	8	1	0	1	2	0	2	5	0	5	3	0	3
162 Karanj	16	0	16	3	0	3	8	0	8	5	0	5	3	0	3
163 Limbayat	32	4	36	9	0	9	7	0	7	16	4	20	15	3	18
164 Udha	12	1	13	1	0	1	4	0	4	7	1	8	5	1	6
165 Majura	12	0	12	4	0	4	1	0	1	7	0	7	5	0	5
166 Katargam	13	1	14	3	1	4	1	0	1	9	0	9	6	0	6
167 Surat West	10	2	12	4	1	5	1	0	1	5	1	6	4	0	4
168 Choryasi	19	1	20	5	0	5	1	0	1	13	1	14	11	1	12
169 Bardoli (SC)	7	1	8	2	0	2	0	0	0	5	1	6	3	1	4
170 Mahuva (ST)	10	1	11	2	0	2	2	0	2	6	1	7	4	1	5
Total of District	253	19	272	53	3	56	61	2	63	139	14	153	109	11	120
District : Tapi															
171 Vyara (ST)	13	0	13	3	0	3	0	0	0	10	0	10	8	0	8
172 Nizar (ST)	13	1	14	3	1	4	1	0	1	9	0	9	7	0	7
Total of District	26	1	27	6	1	7	1	0	1	19	0	19	15	0	15
District : Dangs															
173 Dangs (ST)	9	1	10	2	0	2	1	0	1	6	1	7	4	1	5
Total of District	9	1	10	2	0	2	1	0	1	6	1	7	4	1	5

No. & Name of Assembly Constituency	Nominated			Rejected			Withdrawn			Contesting			Deposit Forfeited		
	Men	Women	Total	Men	Women	Total	Men	Women	Total	Men	Women	Total	Men	Women	Total
District : Navsari															
174 Jalalpore	6	0	6	1	0	1	0	0	0	5	0	5	3	0	3
175 Navsari	11	0	11	1	0	1	1	0	1	9	0	9	7	0	7
176 Gandevi (ST)	6	1	7	3	0	3	0	0	0	3	1	4	2	0	2
177 Vansda (ST)	8	0	8	2	0	2	0	0	0	6	0	6	4	0	4
Total of District	31	1	32	7	0	7	1	0	1	23	1	24	16	0	16
District : Valsad															
178 Dharampur (ST)	4	1	5	1	0	1	0	0	0	3	1	4	2	0	2
179 Valsad	9	1	10	2	0	2	0	0	0	7	1	8	5	1	6
180 Pardi	14	1	15	2	0	2	4	0	4	8	1	9	6	1	7
181 Kaprada (ST)	8	1	9	2	0	2	0	0	0	6	1	7	4	1	5
182 Umbergaon (ST)	14	0	14	4	0	4	1	0	1	9	0	9	6	0	6
Total of District	49	4	53	11	0	11	5	0	5	33	4	37	23	3	26
Total of State	2779	191	2970	591	67	658	619	27	646	1569	97	1666	1224	64	1288

20. Party Category wise Candidates - District wise

Sr. No.	Name of District	No. of Candidates of				Total Candidates
		Recognised National Parties	Registered Political Parties (Other than National Parties)	State Parties	Independants	
1	Kachchh	18	24	0	14	56
2	Banaskantha	27	23	0	25	75
3	Patan	12	10	0	22	44
4	Mahesana	19	20	0	23	62
5	Sabarkantha	21	20	0	23	64
6	Gandhinagar	15	7	0	21	43
7	Ahmedabad	69	59	0	81	209
8	Surendranagar	15	11	0	26	52
9	Rajkot	32	21	0	67	120
10	Jamnagar	20	16	0	57	93
11	Porbandar	6	3	0	11	20
12	Junagadh	26	19	0	38	83
13	Amreli	15	10	0	26	51
14	Bhavnagar	27	19	0	49	95
15	Anand	20	16	0	13	49
16	Kheda	21	13	0	24	58
17	Panchmahal	22	19	0	8	49
18	Dahod	17	11	0	7	35
19	Vadodara	37	32	0	38	107
20	Narmada	6	6	0	7	19
21	Bharuch	15	15	0	12	42
22	Surat	47	53	0	53	153
23	Tapi	7	6	0	6	19
24	Dangs	3	3	0	1	7
25	Navsari	12	4	0	8	24
26	Valsad	16	13	0	8	37
Total of State		545	453	0	668	1666

21. Party Category wise Candidates - Assembly Constituency wise

No. & Name of Assembly Constituency		No. of Candidates of				Total Candidates
		Recognised National Parties	Registered Political Parties (Other than National Parties)	State Parties	Independants	
District : Kachchh						
1	Abdasa	3	4	0	1	8
2	Mandvi	3	4	0	4	11
3	Bhuj	3	4	0	3	10
4	Anjar	3	5	0	1	9
5	Gandhidham (SC)	3	4	0	1	8
6	Rapar	3	3	0	4	10
Total of District		18	24	0	14	56
District : Banaskantha						
7	Vav	4	2	0	1	7
8	Tharad	3	0	0	3	6
9	Dhanera	3	2	0	1	6
10	Danta (ST)	3	2	0	2	7
11	Vadgam (SC)	3	4	0	1	8
12	Palanpur	3	4	0	7	14
13	Deesa	3	3	0	7	13
14	Deodar	2	3	0	3	8
15	Kankrej	3	3	0	0	6
Total of District		27	23	0	25	75
District : Patan						
16	Radhanpur	3	3	0	4	10
17	Chanasma	3	1	0	5	9
18	Patan	3	4	0	8	15
19	Sidhpur	3	2	0	5	10
Total of District		12	10	0	22	44
District : Mahesana						
20	Kheralu	3	2	0	1	6
21	Unjha	3	2	0	3	8
22	Visnagar	3	5	0	2	10
23	Becharaji	2	4	0	2	8
24	Kadi (SC)	3	2	0	2	7
25	Mahesana	2	1	0	11	14
26	Vijapur	3	4	0	2	9
Total of District		19	20	0	23	62

No. & Name of Assembly Contituency		No. of Candidates of				Total Candidates
		Recognised National Parties	Registered Political Parties (Other than National Parties)	State Parties	Independants	
District : Sabarkantha						
27	Himatnagar	3	3	0	12	18
28	Idar (SC)	3	2	0	2	7
29	Khedbrahma (ST)	4	5	0	1	10
30	Bhiloda (ST)	3	2	0	2	7
31	Modasa	3	2	0	1	6
32	Bayad	2	1	0	3	6
33	Prantij	3	5	0	2	10
Total of District		21	20	0	23	64
District : Gandhinagar						
34	Dehgam	3	2	0	2	7
35	Gandhinagar South	3	2	0	2	7
36	Gandhinagar North	3	1	0	4	8
37	Mansa	3	1	0	3	7
38	Kalol	3	1	0	10	14
Total of District		15	7	0	21	43
District : Ahmedabad						
39	Viramgam	3	1	0	1	5
40	Sanand	3	1	0	4	8
41	Ghatlodia	3	1	0	5	9
42	Vejalpur	3	6	0	5	14
43	Vatva	4	3	0	8	15
44	Ellisbridge	3	4	0	0	7
45	Naranpura	3	2	0	5	10
46	Nikol	4	6	0	4	14
47	Naroda	3	3	0	2	8
48	Thakkarbapa Nagar	4	3	0	3	10
49	Bapunagar	4	4	0	6	14
50	Amraiwadi	3	3	0	2	8
51	Dariapur	3	2	0	11	16
52	Jamalpur - Khadia	4	2	0	4	10
53	Maninagar	4	4	0	2	10
54	Danilimda (SC)	2	3	0	3	8
55	Sabarmati	3	2	0	0	5
56	Asarwa (SC)	3	2	0	3	8
57	Daskroi	3	4	0	5	12
58	Dholka	3	2	0	4	9
59	Dhandhuka	4	1	0	4	9
Total of District		69	59	0	81	209

No. & Name of Assembly Contituency		No. of Candidates of				Total Candidates
		Recognised National Parties	Registered Political Parties (Other than National Parties)	State Parties	Independants	
District : Surendranagar						
60	Dasada (SC)	3	1	0	3	7
61	Limbdi	3	3	0	7	13
62	Wadhwan	3	3	0	7	13
63	Chotila	3	2	0	1	6
64	Dhrangadhra	3	2	0	8	13
Total of District		15	11	0	26	52
District : Rajkot						
65	Morbi	3	2	0	3	8
66	Tankara	3	2	0	8	13
67	Wankaner	3	1	0	4	8
68	Rajkot East	4	1	0	2	7
69	Rajkot West	3	2	0	8	13
70	Rajkot South	2	1	0	2	5
71	Rajkot Rural (SC)	3	1	0	4	8
72	Jasdan	3	3	0	10	16
73	Gondal	2	2	0	2	6
74	Jetpur	3	3	0	13	19
75	Dhoraji	3	3	0	11	17
Total of District		32	21	0	67	120
District : Jamnagar						
76	Kalavad (SC)	3	1	0	3	7
77	Jamnagr Rural	4	4	0	8	16
78	Jamnagar North	3	3	0	7	13
79	Jamnagar South	2	3	0	9	14
80	Jamjodhpur	2	1	0	7	10
81	Khambhalia	3	2	0	12	17
82	Dwarka	3	2	0	11	16
Total of District		20	16	0	57	93
District : Porbandar						
83	Porbandar	3	1	0	4	8
84	Kutiyana	3	2	0	7	12
Total of District		6	3	0	11	20

No. & Name of Assembly Contituency		No. of Candidates of				Total Candidates
		Recognised National Parties	Registered Political Parties (Other than National Parties)	State Parties	Independants	
District : Junagadh						
85	Manavadar	2	4	0	3	9
86	Junagadh	3	4	0	4	11
87	Visavadar	3	2	0	7	12
88	Keshod	3	3	0	3	9
89	Mangrol	3	1	0	4	8
90	Somnath	3	1	0	10	14
91	Talala	3	1	0	2	6
92	Kodinar (SC)	3	1	0	4	8
93	Una	3	2	0	1	6
Total of District		26	19	0	38	83
District : Amreli						
94	Dhari	3	2	0	5	10
95	Amreli	3	3	0	6	12
96	Lathi	3	3	0	4	10
97	Savarkundla	3	1	0	5	9
98	Rajula	3	1	0	6	10
Total of District		15	10	0	26	51
District : Bhavnagar						
99	Mahuva	2	2	0	2	6
100	Talaja	3	1	0	4	8
101	Gariadhar	3	5	0	7	15
102	Palitana	3	2	0	1	6
103	Bhavnagar Rural	3	1	0	10	14
104	Bhavnagar East	4	1	0	5	10
105	Bhavnagar West	3	3	0	7	13
106	Gadhada (SC)	3	2	0	5	10
107	Botad	3	2	0	8	13
Total of District		27	19	0	49	95
District : Anand						
108	Khambhat	3	1	0	0	4
109	Borsad	2	3	0	1	6
110	Anklav	3	2	0	1	6
111	Umreth	3	3	0	5	11
112	Anand	3	2	0	4	9
113	Petlad	3	3	0	0	6
114	Sojitra	3	2	0	2	7
Total of District		20	16	0	13	49

No. & Name of Assembly Contituency		No. of Candidates of				Total Candidates
		Recognised National Parties	Registered Political Parties (Other than National Parties)	State Parties	Independants	
District : Kheda						
115	Matar	3	2	0	4	9
116	Nadiad	2	2	0	8	12
117	Mehmedabad	3	2	0	0	5
118	Mahudha	3	2	0	3	8
119	Thasra	3	2	0	3	8
120	Kapadvanj	3	1	0	2	6
121	Balasinor	4	2	0	4	10
Total of District		21	13	0	24	58
District : Panchmahal						
122	Lunawada	3	3	0	1	7
123	Santrampur (ST)	4	2	0	0	6
124	Shehra	4	4	0	0	8
125	Morva Hadaf (ST)	2	3	0	1	6
126	Godhra	3	2	0	3	8
127	Kalol	3	4	0	3	10
128	Halol	3	1	0	0	4
Total of District		22	19	0	8	49
District : Dahod						
129	Fatepura (ST)	2	1	0	0	3
130	Jhalod (ST)	3	2	0	1	6
131	Limkheda (ST)	3	2	0	1	6
132	Dahod (ST)	3	1	0	3	7
133	Garbada (ST)	3	3	0	0	6
134	Devgadbaria	3	2	0	2	7
Total of District		17	11	0	7	35

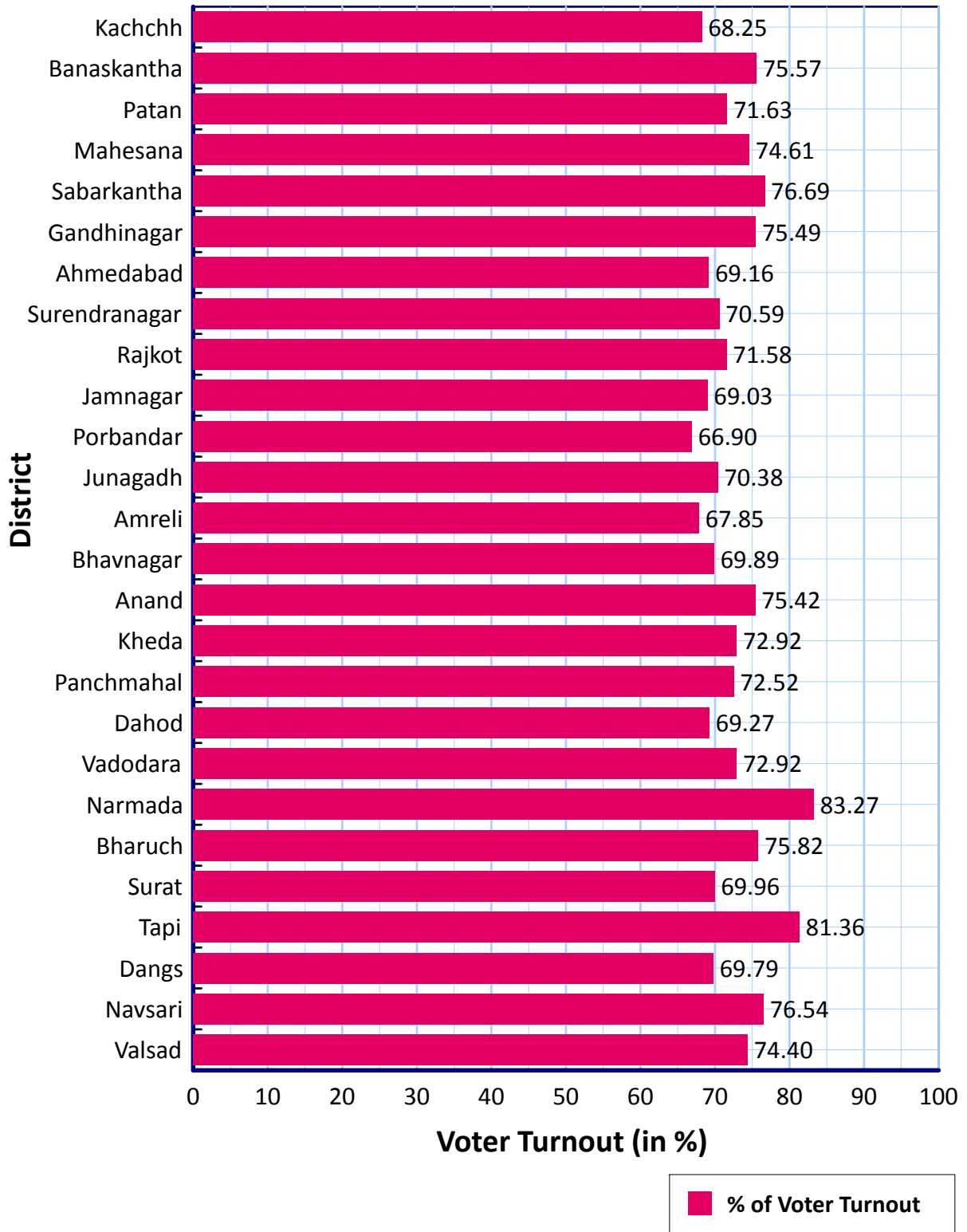
No. & Name of Assembly Contituency		No. of Candidates of				Total Candidates
		Recognised National Parties	Registered Political Parties (Other than National Parties)	State Parties	Independants	
District : Vadodara						
135	Savli	3	4	0	4	11
136	Vaghodia	2	2	0	3	7
137	Chhota Udaipur (ST)	3	2	0	1	6
138	Jetpur (ST)	3	3	0	2	8
139	Sankheda (ST)	3	1	0	1	5
140	Dabhoi	2	1	0	4	7
141	Vadodara City (SC)	3	2	0	2	7
142	Sayajigunj	3	4	0	3	10
143	Akota	3	3	0	4	10
144	Raopura	3	3	0	2	8
145	Manjalpur	3	3	0	2	8
146	Padra	3	1	0	5	9
147	Karjan	3	3	0	5	11
Total of District		37	32	0	38	107
District : Narmada						
148	Nandod (ST)	3	3	0	3	9
149	Dediapada (ST)	3	3	0	4	10
Total of District		6	6	0	7	19
District : Bharuch						
150	Jambusar	3	3	0	2	8
151	Vagra	3	4	0	2	9
152	Jhagadia (ST)	3	2	0	0	5
153	Bharuch	3	4	0	4	11
154	Ankleshwar	3	2	0	4	9
Total of District		15	15	0	12	42

No. & Name of Assembly Contituency		No. of Candidates of				Total Candidates
		Recognised National Parties	Registered Political Parties (Other than National Parties)	State Parties	Independants	
District : Surat						
155	Olpad	3	6	0	5	14
156	Mangrol (ST)	2	2	0	1	5
157	Mandvi (ST)	3	3	0	1	7
158	Kamrej	3	3	0	2	8
159	Surat East	3	3	0	10	16
160	Surat North	3	4	0	9	16
161	Varachha Road	3	1	0	1	5
162	Karanj	3	2	0	0	5
163	Limbayat	4	5	0	11	20
164	Udhna	2	3	0	3	8
165	Majura	3	4	0	0	7
166	Katargam	3	5	0	1	9
167	Surat West	3	2	0	1	6
168	Choryasi	3	6	0	5	14
169	Bardoli (SC)	3	2	0	1	6
170	Mahuva (ST)	3	2	0	2	7
Total of District		47	53	0	53	153
District : Tapi						
171	Vyara (ST)	3	3	0	4	10
172	Nizar (ST)	4	3	0	2	9
Total of District		7	6	0	6	19
District : Dangs						
173	Dangs (ST)	3	3	0	1	7
Total of District		3	3	0	1	7
District : Navsari						
174	Jalalpore	3	1	0	1	5
175	Navsari	3	1	0	5	9
176	Gandevi (ST)	3	1	0	0	4
177	Vansda (ST)	3	1	0	2	6
Total of District		12	4	0	8	24
District : Valsad						
178	Dharampur (ST)	3	1	0	0	4
179	Valsad	3	4	0	1	8
180	Pardi	3	3	0	3	9
181	Kaprada (ST)	3	2	0	2	7
182	Umbergaon (ST)	4	3	0	2	9
Total of District		16	13	0	8	37
Total of State		545	453	0	668	1666

22. Voter Turnout - District wise

Sr. No.	Name of District	General Electors	Service Electors	Total Electors	EVM Votes	Postal Votes	Total Votes	% of Votes
1	Kachchh	1217706	315	1218021	825246	6016	831262	68.25
2	Banaskantha	1910606	477	1911083	1431013	13099	1444112	75.57
3	Patan	890509	369	890878	631568	6550	638118	71.63
4	Mahesana	1394733	1221	1395954	1027159	14373	1041532	74.61
5	Sabarkantha	1511113	3274	1514387	1142422	19036	1161458	76.69
6	Gandhinagar	999375	655	1000030	744031	10872	754903	75.49
7	Ahmedabad	4570776	4230	4575006	3133158	31138	3164296	69.16
8	Surendranagar	1105090	1213	1106303	771228	9760	780988	70.59
9	Rajkot	2386678	1045	2387723	1694536	14598	1709134	71.58
10	Jamnagar	1381691	1933	1383624	946101	8946	955047	69.03
11	Porbandar	390265	426	390691	259103	2266	261369	66.90
12	Junagadh	1832980	1565	1834545	1277559	13668	1291227	70.38
13	Amreli	1049189	127	1049316	704995	6962	711957	67.85
14	Bhavnagar	1862269	663	1862932	1287181	14914	1302095	69.89
15	Anand	1407579	327	1407906	1054506	7400	1061906	75.42
16	Kheda	1528276	856	1529132	1103340	11744	1115084	72.92
17	Panchmahal	1444150	947	1445097	1033052	14970	1048022	72.52
18	Dahod	1158666	351	1159017	794118	8744	802862	69.27
19	Vadodara	2732219	983	2733202	1977254	15709	1992963	72.92
20	Narmada	373562	125	373687	307077	4074	311151	83.27
21	Bharuch	986752	147	986899	741116	7191	748307	75.82
22	Surat	3425901	211	3426112	2383748	13057	2396805	69.96
23	Tapi	420850	64	420914	338511	3962	342473	81.36
24	Dangs	144382	19	144401	99276	1497	100773	69.79
25	Navsari	908863	112	908975	686956	8784	695740	76.54
26	Valsad	1043225	50	1043275	769820	6359	776179	74.40
Total of State		38077405	21705	38099110	27164074	275689	27439763	72.02

District wise Voter Turnout



23. Voter Turnout - Assembly Constituency wise

No. & Name of Assembly Constituency		General Electors	Service Electors	Total Electors	EVM Votes	Postal Votes	Total Votes	% of Votes
District : Kachchh								
1	Abdasa	195125	66	195191	142331	1176	143507	73.52
2	Mandvi	193702	70	193772	138359	1300	139659	72.07
3	Bhuj	223841	145	223986	152454	1563	154017	68.76
4	Anjar	191008	10	191018	136635	894	137529	72.00
5	Gandhidham (SC)	225718	16	225734	137783	606	138389	61.31
6	Rapar	188312	8	188320	117684	477	118161	62.74
Total of District		1217706	315	1218021	825246	6016	831262	68.25
District : Banaskantha								
7	Vav	225990	15	226005	174035	1848	175883	77.82
8	Tharad	189219	17	189236	160752	1048	161800	85.50
9	Dhanera	206576	10	206586	157917	816	158733	76.84
10	Danta (ST)	194418	50	194468	144337	1415	145752	74.95
11	Vadgam (SC)	233612	215	233827	166660	2328	168988	72.27
12	Palanpur	221190	101	221291	155219	2350	157569	71.20
13	Deesa	221733	23	221756	154558	1252	155810	70.26
14	Deodar	189613	29	189642	154813	1013	155826	82.17
15	Kankrej	228255	17	228272	162722	1029	163751	71.74
Total of District		1910606	477	1911083	1431013	13099	1444112	75.57
District : Patan								
16	Radhanpur	220202	51	220253	150143	1265	151408	68.74
17	Chanasma	229223	188	229411	158965	1937	160902	70.14
18	Patan	232068	73	232141	161616	2332	163948	70.62
19	Sidhpur	209016	57	209073	160844	1016	161860	77.42
Total of District		890509	369	890878	631568	6550	638118	71.63
District : Mahesana								
20	Kheralu	177620	217	177837	125419	1484	126903	71.36
21	Unjha	193545	96	193641	134158	1729	135887	70.17
22	Visnagar	187718	235	187953	138688	2554	141242	75.15
23	Becharaji	202850	239	203089	151501	1744	153245	75.46
24	Kadi (SC)	227492	107	227599	175266	1854	177120	77.82
25	Mahesana	216149	143	216292	160441	2979	163420	75.56
26	Vijapur	189359	184	189543	141686	2029	143715	75.82
Total of District		1394733	1221	1395954	1027159	14373	1041532	74.61

No. & Name of Assembly Constituency		General Electors	Service Electors	Total Electors	EVM Votes	Postal Votes	Total Votes	% of Votes
District : Sabarkantha								
27	Himatnagar	218124	233	218357	171803	3052	174855	80.08
28	Idar (SC)	230652	267	230919	179896	3309	183205	79.34
29	Khedbrahma (ST)	196217	816	197033	147452	1816	149268	75.76
30	Bhiloda (ST)	238423	983	239406	172648	3200	175848	73.45
31	Modasa	215755	403	216158	162046	2983	165029	76.35
32	Bayad	200485	314	200799	151933	2117	154050	76.72
33	Prantij	211457	258	211715	156644	2559	159203	75.20
Total of District		1511113	3274	1514387	1142422	19036	1161458	76.69
District : Gandhinagar								
34	Dehgam	174113	89	174202	127359	1307	128666	73.86
35	Gandhinagar South	241765	142	241907	175581	2111	177692	73.45
36	Gandhinagar North	203782	152	203934	144950	4872	149822	73.47
37	Mansa	192503	211	192714	154105	1460	155565	80.72
38	Kalol	187212	61	187273	142036	1122	143158	76.44
Total of District		999375	655	1000030	744031	10872	754903	75.49
District : Ahmedabad								
39	Viramgam	241066	151	241217	159464	1636	161100	66.79
40	Sanand	207282	55	207337	152824	1067	153891	74.22
41	Ghatlodia	285998	159	286157	204800	2957	207757	72.60
42	Vejalpur	273336	92	273428	192778	2384	195162	71.38
43	Vatva	230201	116	230317	158412	1071	159483	69.24
44	Ellisbridge	223354	32	223386	149716	1506	151222	67.70
45	Naranpura	213768	97	213865	148713	1582	150295	70.28
46	Nikol	212140	320	212460	143254	747	144001	67.78
47	Naroda	221421	715	222136	143618	1873	145491	65.50
48	Thakkarbapa Nagar	205049	495	205544	139624	1348	140972	68.58
49	Bapunagar	166708	301	167009	111924	910	112834	67.56
50	Amraiwadi	243098	444	243542	159440	1908	161348	66.25
51	Dariapur	175578	69	175647	123143	964	124107	70.66
52	Jamalpur - Khadia	182379	67	182446	123581	836	124417	68.19
53	Maninagar	227982	96	228078	158301	1612	159913	70.11
54	Danilimda (SC)	201385	66	201451	136924	1001	137925	68.47
55	Sabarmati	215790	188	215978	150187	1812	151999	70.38
56	Asarwa (SC)	184352	415	184767	123962	1398	125360	67.85
57	Daskroi	241981	166	242147	172138	1907	174045	71.88
58	Dholka	203674	86	203760	142961	1525	144486	70.91
59	Dhandhuka	214234	100	214334	137394	1094	138488	64.61
Total of District		4570776	4230	4575006	3133158	31138	3164296	69.16

No. & Name of Assembly Constituency		General Electors	Service Electors	Total Electors	EVM Votes	Postal Votes	Total Votes	% of Votes
District : Surendranagar								
60	Dasada (SC)	204650	237	204887	131643	1611	133254	65.04
61	Limbdi	226134	235	226369	156314	1886	158200	69.89
62	Wadhwan	230775	226	231001	158429	3202	161631	69.97
63	Chotila	200147	212	200359	142495	1359	143854	71.80
64	Dhrangadhra	243384	303	243687	182347	1702	184049	75.53
Total of District		1105090	1213	1106303	771228	9760	780988	70.59
District : Rajkot								
65	Morbi	219360	102	219462	159640	1543	161183	73.44
66	Tankara	196551	128	196679	149246	927	150173	76.35
67	Wankaner	204550	55	204605	151073	1307	152380	74.48
68	Rajkot East	210190	27	210217	144382	684	145066	69.01
69	Rajkot West	262402	82	262484	164157	2813	166970	63.61
70	Rajkot South	211786	33	211819	135931	1007	136938	64.65
71	Rajkot Rural (SC)	224151	58	224209	148925	640	149565	66.71
72	Jasdan	202458	53	202511	163285	1172	164457	81.21
73	Gondal	192911	91	193002	146809	1560	148369	76.87
74	Jetpur	231127	110	231237	169240	748	169988	73.51
75	Dhoraji	231192	306	231498	161848	2197	164045	70.86
Total of District		2386678	1045	2387723	1694536	14598	1709134	71.58
District : Jamnagar								
76	Kalavad (SC)	194599	295	194894	133212	1230	134442	68.98
77	Jamnagr Rural	185818	355	186173	134187	1040	135227	72.64
78	Jamnagar North	182462	271	182733	120091	1910	122001	66.76
79	Jamnagar South	184017	124	184141	119934	1194	121128	65.78
80	Jamjodhpur	180373	288	180661	134893	1138	136031	75.30
81	Khambhalia	230716	276	230992	156631	1206	157837	68.33
82	Dwarka	223706	324	224030	147153	1228	148381	66.23
Total of District		1381691	1933	1383624	946101	8946	955047	69.03
District : Porbandar								
83	Porbandar	212381	199	212580	144614	1405	146019	68.69
84	Kutiyana	177884	227	178111	114489	861	115350	64.76
Total of District		390265	426	390691	259103	2266	261369	66.90

No. & Name of Assembly Constituency		General Electors	Service Electors	Total Electors	EVM Votes	Postal Votes	Total Votes	% of Votes
District : Junagadh								
85	Manavadar	217307	337	217644	157646	1489	159135	73.12
86	Junagadh	231502	101	231603	140549	3146	143695	62.04
87	Visavadar	224285	63	224348	148226	510	148736	66.30
88	Keshod	200842	456	201298	131850	2189	134039	66.59
89	Mangrol	180879	230	181109	127288	1253	128541	70.97
90	Somnath	205707	89	205796	156491	1434	157925	76.74
91	Talala	182493	98	182591	140234	950	141184	77.32
92	Kodinar (SC)	184559	94	184653	128373	1388	129761	70.27
93	Una	205406	97	205503	146902	1309	148211	72.12
Total of District		1832980	1565	1834545	1277559	13668	1291227	70.38
District : Amreli								
94	Dhari	194476	41	194517	129253	1434	130687	67.19
95	Amreli	248425	36	248461	167360	2783	170143	68.48
96	Lathi	184877	14	184891	129712	949	130661	70.67
97	Savarkundla	211777	16	211793	130507	998	131505	62.09
98	Rajula	209634	20	209654	148163	798	148961	71.05
Total of District		1049189	127	1049316	704995	6962	711957	67.85
District : Bhavnagar								
99	Mahuva	181011	17	181028	120513	1227	121740	67.25
100	Talaja	190784	165	190949	125202	1834	127036	66.53
101	Gariadhar	183236	36	183272	118464	846	119310	65.10
102	Palitana	223737	102	223839	156785	1677	158462	70.79
103	Bhavnagar Rural	221183	103	221286	167113	1575	168688	76.23
104	Bhavnagar East	211832	71	211903	142339	2303	144642	68.26
105	Bhavnagar West	205089	81	205170	136926	2144	139070	67.78
106	Gadhada (SC)	220997	58	221055	143685	1588	145273	65.72
107	Botad	224400	30	224430	176154	1720	177874	79.26
Total of District		1862269	663	1862932	1287181	14914	1302095	69.89
District : Anand								
108	Khambhat	194472	43	194515	142109	1125	143234	73.64
109	Borsad	211632	35	211667	153821	2054	155875	73.64
110	Anklav	179384	30	179414	140403	554	140957	78.57
111	Umreth	216950	49	216999	160642	792	161434	74.39
112	Anand	231715	63	231778	170140	1220	171360	73.93
113	Petlad	196350	44	196394	149950	720	150670	76.72
114	Sojitra	177076	63	177139	137441	935	138376	78.12
Total of District		1407579	327	1407906	1054506	7400	1061906	75.42

No. & Name of Assembly Constituency		General Electors	Service Electors	Total Electors	EVM Votes	Postal Votes	Total Votes	% of Votes
District : Kheda								
115	Matar	201621	69	201690	151615	1170	152785	75.75
116	Nadiad	223541	107	223648	149701	1982	151683	67.82
117	Mehmedabad	202220	76	202296	150976	1100	152076	75.17
118	Mahudha	198173	58	198231	137982	1086	139068	70.15
119	Thasra	227145	113	227258	162220	1055	163275	71.85
120	Kapadvanj	242415	135	242550	180140	2389	182529	75.25
121	Balasinor	233161	298	233459	170706	2962	173668	74.39
Total of District		1528276	856	1529132	1103340	11744	1115084	72.92
District : Panchmahal								
122	Lunawada	235839	190	236029	158245	3655	161900	68.59
123	Santrampur (ST)	181358	80	181438	124789	2801	127590	70.32
124	Shehra	206100	291	206391	152823	1670	154493	74.85
125	Morva Hadaf (ST)	172225	90	172315	118839	1841	120680	70.03
126	Godhra	220041	129	220170	157091	2620	159711	72.54
127	Kalol	209043	118	209161	153585	1156	154741	73.98
128	Halol	219544	49	219593	167680	1227	168907	76.92
Total of District		1444150	947	1445097	1033052	14970	1048022	72.52
District : Dahod								
129	Fatepura (ST)	181278	57	181335	119381	1592	120973	66.71
130	Jhalod (ST)	195849	41	195890	130997	1458	132455	67.62
131	Limkheda (ST)	167245	62	167307	132615	1467	134082	80.14
132	Dahod (ST)	206118	60	206178	132335	1641	133976	64.98
133	Garbada (ST)	208039	67	208106	119417	1029	120446	57.88
134	Devgadbaria	200137	64	200201	159373	1557	160930	80.38
Total of District		1158666	351	1159017	794118	8744	802862	69.27
District : Vadodara								
135	Savli	189369	34	189403	145287	538	145825	76.99
136	Vaghodia	200285	57	200342	154340	420	154760	77.25
137	Chhota Udaipur (ST)	213186	62	213248	146238	1673	147911	69.36
138	Jetpur (ST)	216542	64	216606	155847	1280	157127	72.54
139	Sankheda (ST)	234636	20	234656	171735	1427	173162	73.79
140	Dabhoi	185730	45	185775	143164	808	143972	77.50
141	Vadodara City (SC)	232676	46	232722	160000	1972	161972	69.60
142	Sayajigunj	234557	232	234789	160654	1362	162016	69.00
143	Akota	215168	60	215228	146418	1527	147945	68.74
144	Raopura	237621	60	237681	161235	1236	162471	68.36
145	Manjalpur	196931	188	197119	135326	2275	137601	69.81
146	Padra	195685	71	195756	156097	729	156826	80.11
147	Karjan	179833	44	179877	140913	462	141375	78.60
Total of District		2732219	983	2733202	1977254	15709	1992963	72.92

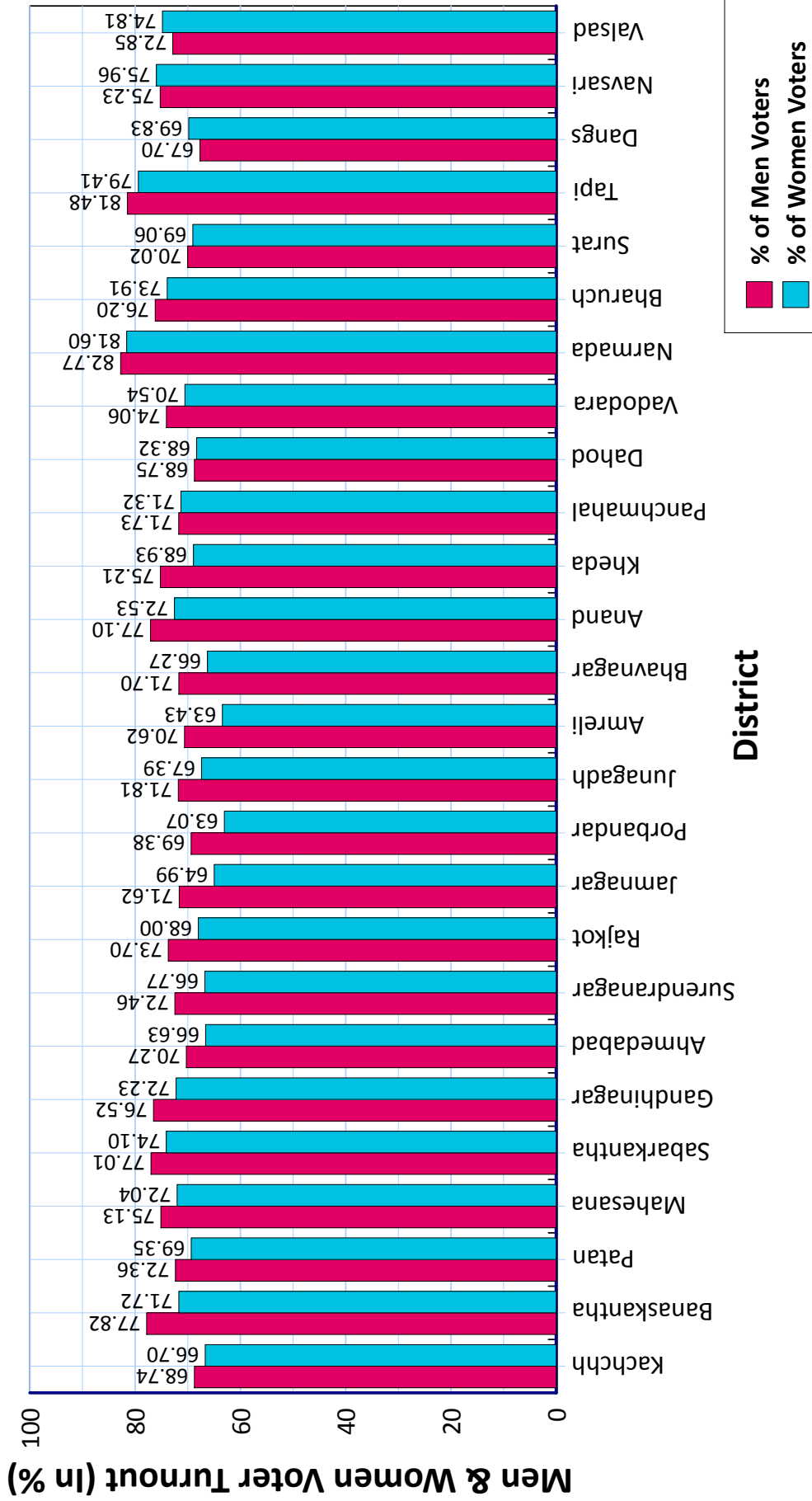
No. & Name of Assembly Constituency		General Electors	Service Electors	Total Electors	EVM Votes	Postal Votes	Total Votes	% of Votes
District : Narmada								
148	Nandod (ST)	202705	82	202787	156241	2468	158709	78.26
149	Dediapada (ST)	170857	43	170900	150836	1606	152442	89.20
Total of District		373562	125	373687	307077	4074	311151	83.27
District : Bharuch								
150	Jambusar	200347	46	200393	143906	1547	145453	72.58
151	Vagra	171990	18	172008	133199	791	133990	77.90
152	Jhagadia (ST)	208983	30	209013	168515	1634	170149	81.41
153	Bharuch	215907	26	215933	153199	2178	155377	71.96
154	Ankleshwar	189525	27	189552	142297	1041	143338	75.62
Total of District		986752	147	986899	741116	7191	748307	75.82
District : Surat								
155	Olpad	270129	15	270144	191190	1183	192373	71.21
156	Mangrol (ST)	173942	10	173952	139407	1045	140452	80.74
157	Mandvi (ST)	209299	50	209349	165969	1567	167536	80.03
158	Kamrej	304621	9	304630	219006	964	219970	72.21
159	Surat East	190805	4	190809	135804	275	136079	71.32
160	Surat North	152006	7	152013	103128	202	103330	67.97
161	Varachha Road	185463	4	185467	127239	181	127420	68.70
162	Karanj	144161	1	144162	93073	119	93192	64.64
163	Limbayat	224284	4	224288	149834	464	150298	67.01
164	Udhna	205622	27	205649	128861	657	129518	62.98
165	Majura	219877	12	219889	139786	1063	140849	64.05
166	Katargam	241331	5	241336	165523	364	165887	68.74
167	Surat West	196634	9	196643	131955	1490	133445	67.86
168	Choryasi	304392	33	304425	190453	1066	191519	62.91
169	Bardoli (SC)	200463	11	200474	148226	1143	149369	74.51
170	Mahuva (ST)	202872	10	202882	154294	1274	155568	76.68
Total of District		3425901	211	3426112	2383748	13057	2396805	69.96
District : Tapi								
171	Vyara (ST)	190846	20	190866	147429	2234	149663	78.41
172	Nizar (ST)	230004	44	230048	191082	1728	192810	83.81
Total of District		420850	64	420914	338511	3962	342473	81.36
District : Dangs								
173	Dangs (ST)	144382	19	144401	99276	1497	100773	69.79
Total of District		144382	19	144401	99276	1497	100773	69.79

No. & Name of Assembly Constituency		General Electors	Service Electors	Total Electors	EVM Votes	Postal Votes	Total Votes	% of Votes
District : Navsari								
174	Jalalpore	196962	49	197011	142639	1412	144051	73.12
175	Navsari	209647	18	209665	154430	2063	156493	74.64
176	Gandevi (ST)	251437	21	251458	188467	2535	191002	75.96
177	Vansda (ST)	250817	24	250841	201420	2774	204194	81.40
Total of District		908863	112	908975	686956	8784	695740	76.54
District : Valsad								
178	Dharampur (ST)	204811	23	204834	160485	1941	162426	79.30
179	Valsad	220044	14	220058	155058	2139	157197	71.43
180	Pardi	197916	5	197921	139728	774	140502	70.99
181	Kaprada (ST)	206079	4	206083	172119	1084	173203	84.05
182	Umbergaon (ST)	214375	4	214379	142430	421	142851	66.63
Total of District		1043225	50	1043275	769820	6359	776179	74.40
Total of State		38077405	21705	38099110	27164074	275689	27439763	72.02

24. Details of Electors & Voters - District wise

Sr. No.	Name of District	No. of Electors			Voters who Voted			Percentage of Votes					
		Male	Female	Other	Total	Male	Female	Other	Total	Male	Female	Other	Total
1	Kachchh	639286	578420	0	1217706	439467	385779	0	825246	68.74	66.70	0.00	67.77
2	Banaskantha	996767	913829	10	1910606	775650	655363	0	1431013	77.82	71.72	0.00	74.90
3	Patan	464671	425838	0	890509	336252	295316	0	631568	72.36	69.35	0.00	70.92
4	Mahesana	724156	670553	24	1394733	544074	483078	7	1027159	75.13	72.04	29.17	73.65
5	Sabarkantha	780742	730371	0	1511113	601240	541182	0	1142422	77.01	74.10	0.00	75.60
6	Gandhinagar	517087	482283	5	999375	395696	348331	4	744031	76.52	72.23	80.00	74.45
7	Ahmedabad	2410973	2159792	11	4570776	1694169	1438986	3	3133158	70.27	66.63	27.27	68.55
8	Surendranagar	586131	518959	0	1105090	424701	346527	0	771228	72.46	66.77	0.00	69.79
9	Rajkot	1255679	1130984	15	2386678	925477	769058	1	1694536	73.70	68.00	6.67	71.00
10	Jamnagar	725452	656223	16	1381691	519599	426501	1	946101	71.62	64.99	6.25	68.47
11	Porbandar	205369	184896	0	390265	142489	116614	0	259103	69.38	63.07	0.00	66.39
12	Junagadh	957051	875926	3	1832980	687269	590290	0	1277559	71.81	67.39	0.00	69.70
13	Amreli	549838	499351	0	1049189	388277	316718	0	704995	70.62	63.43	0.00	67.19
14	Bhavnagar	976744	885511	14	1862269	700311	586866	4	1287181	71.70	66.27	28.57	69.12
15	Anand	735544	672032	3	1407579	567098	487408	0	1054506	77.10	72.53	0.00	74.92
16	Kheda	794918	733351	7	1528276	597842	505498	0	1103340	75.21	68.93	0.00	72.20
17	Panchmahal	750365	693785	0	1444150	538224	494828	0	1033052	71.73	71.32	0.00	71.53
18	Dahod	582340	576320	6	1158666	400364	393753	1	794118	68.75	68.32	16.67	68.54
19	Vadodara	1419642	1312563	14	2732219	1051422	925824	8	1977254	74.06	70.54	57.14	72.37
20	Narmada	191249	182313	0	373562	158303	148774	0	307077	82.77	81.60	0.00	82.20
21	Bharuch	515000	471740	12	986752	392450	348661	5	741116	76.20	73.91	41.67	75.11
22	Surat	1869009	1556862	30	3425901	1308633	1075107	8	2383748	70.02	69.06	26.67	69.58
23	Tapi	208236	212613	1	420850	169673	168838	0	338511	81.48	79.41	0.00	80.44
24	Dangs	72713	71668	1	144382	49230	50046	0	99276	67.70	69.83	0.00	68.76
25	Navsari	463189	445657	17	908863	348446	338504	6	686956	75.23	75.96	35.29	75.58
26	Valsad	541405	501820	0	1043225	394413	375407	0	769820	72.85	74.81	0.00	73.79
Total of State		19933556	18143660	189	38077405	14550769	12613257	48	27164074	73.00	69.52	25.40	71.34

District wise Men & Women Voter Turnout



25. Details of Electors & Voters - Assembly Constituency wise

No. & Name of Assembly Constituency	No. of Electors			Voters who Voted			Percentage of Votes					
	Male	Female	Other	Total	Male	Female	Other	Male	Female	Other	Total	
District : Kachchh												
1	102264	92861	0	195125	75622	66709	0	142331	73.95	71.84	0.00	72.94
2	100797	92905	0	193702	72922	65437	0	138359	72.35	70.43	0.00	71.43
3	114903	108938	0	223841	78962	73492	0	152454	68.72	67.46	0.00	68.11
4	99357	91651	0	191008	72078	64557	0	136635	72.54	70.44	0.00	71.53
5	121700	104018	0	225718	75635	62148	0	137783	62.15	59.75	0.00	61.04
6	100265	88047	0	188312	64248	53436	0	117684	64.08	60.69	0.00	62.49
Total of District	639286	578420	0	1217706	439467	385779	0	825246	68.74	66.70	0.00	67.77
District : Banaskantha												
7	120368	105622	0	225990	94873	79162	0	174035	78.82	74.95	0.00	77.01
8	99833	89385	1	189219	86784	73968	0	160752	86.93	82.75	0.00	84.96
9	108228	98348	0	206576	86290	71627	0	157917	79.73	72.83	0.00	76.44
10	100542	93876	0	194418	77158	67179	0	144337	76.74	71.56	0.00	74.24
11	118752	114858	2	233612	86251	80409	0	166660	72.63	70.01	0.00	71.34
12	115203	105985	2	221190	83307	71912	0	155219	72.31	67.85	0.00	70.17
13	115025	106704	4	221733	85933	68625	0	154558	74.71	64.31	0.00	69.70
14	99839	89774	0	189613	85114	69699	0	154813	85.25	77.64	0.00	81.65
15	118977	109277	1	228255	89940	72782	0	162722	75.59	66.60	0.00	71.29
Total of District	996767	913829	10	1910606	775650	655363	0	1431013	77.82	71.72	0.00	74.90
District : Patan												
16	115607	104595	0	220202	81398	68745	0	150143	70.41	65.72	0.00	68.18
17	119315	109908	0	229223	84423	74542	0	158965	70.76	67.82	0.00	69.35
18	121127	110941	0	232068	86930	74686	0	161616	71.77	67.32	0.00	69.64
19	108622	100394	0	209016	83501	77343	0	160844	76.87	77.04	0.00	76.95
Total of District	464671	425838	0	890509	336252	295316	0	631568	72.36	69.35	0.00	70.92

No. & Name of Assembly Constituency	No. of Electors			Voters who Voted			Percentage of Votes					
	Male	Female	Other	Total	Male	Female	Other	Total	Male	Female	Other	Total
District : Mahesana												
20	92676	84944	0	177620	67637	57782	0	125419	72.98	68.02	0.00	70.61
21	100175	93367	3	193545	70215	63941	2	134158	70.09	68.48	66.67	69.32
22	97436	90282	0	187718	73168	65520	0	138688	75.09	72.57	0.00	73.88
23	105175	97666	9	202850	80191	71305	5	151501	76.25	73.01	55.56	74.69
24	118522	108964	6	227492	93857	81409	0	175266	79.19	74.71	0.00	77.04
25	112658	103491	0	216149	85030	75411	0	160441	75.48	72.87	0.00	74.23
26	97514	91839	6	189359	73976	67710	0	141686	75.86	73.73	0.00	74.82
Total of District	724156	670553	24	1394733	544074	483078	7	1027159	75.13	72.04	29.17	73.65
District : Sabarkantha												
27	113262	104862	0	218124	90612	81191	0	171803	80.00	77.43	0.00	78.76
28	118908	111744	0	230652	94063	85833	0	179896	79.11	76.81	0.00	77.99
29	100979	95238	0	196217	77529	69923	0	147452	76.78	73.42	0.00	75.15
30	123434	114989	0	238423	89562	83086	0	172648	72.56	72.26	0.00	72.41
31	111079	104676	0	215755	85336	76710	0	162046	76.82	73.28	0.00	75.11
32	103204	97281	0	200485	79888	72045	0	151933	77.41	74.06	0.00	75.78
33	109876	101581	0	211457	84250	72394	0	156644	76.68	71.27	0.00	74.08
Total of District	780742	730371	0	1511113	601240	541182	0	1142422	77.01	74.10	0.00	75.60
District : Gandhinagar												
34	89886	84227	0	174113	69481	57878	0	127359	77.30	68.72	0.00	73.15
35	124978	116787	0	241765	93667	81914	0	175581	74.95	70.14	0.00	72.62
36	105882	97900	0	203782	75593	69357	0	144950	71.39	70.84	0.00	71.13
37	99104	93399	0	192503	81184	72921	0	154105	81.92	78.07	0.00	80.05
38	97237	89970	5	187212	75771	66261	4	142036	77.92	73.65	80.00	75.87
Total of District	517087	482283	5	999375	395696	348331	4	744031	76.52	72.23	80.00	74.45

No. & Name of Assembly Constituency	No. of Electors			Voters who Voted			Percentage of Votes					
	Male	Female	Other	Male	Female	Other	Male	Female	Other	Total		
District : Ahmedabad												
39 Viramgam	126032	115034	0	241066	85860	73604	0	159464	68.13	63.98	0.00	66.15
40 Sanand	109025	98255	2	207282	83180	69644	0	152824	76.29	70.88	0.00	73.73
41 Ghatlodia	147542	138456	0	285998	107534	97266	0	204800	72.88	70.25	0.00	71.61
42 Vejalpur	141037	132298	1	273336	101059	91719	0	192778	71.65	69.33	0.00	70.53
43 Vatva	125465	104736	0	230201	87517	70895	0	158412	69.75	67.69	0.00	68.81
44 Ellisbridge	112707	110646	1	223354	78150	71565	1	149716	69.34	64.68	100.00	67.03
45 Naranpura	110413	103354	1	213768	78396	70317	0	148713	71.00	68.04	0.00	69.57
46 Nikol	115905	96235	0	212140	79744	63510	0	143254	68.80	65.99	0.00	67.53
47 Naroda	118771	102650	0	221421	79320	64298	0	143618	66.78	62.64	0.00	64.86
48 Thakkarbapa Nagar	109515	95533	1	205049	76664	62959	1	139624	70.00	65.90	100.00	68.09
49 Bapunagar	89305	77402	1	166708	61757	50167	0	111924	69.15	64.81	0.00	67.14
50 Amraiwadi	131792	111306	0	243098	87784	71656	0	159440	66.61	64.38	0.00	65.59
51 Dariapur	91328	84249	1	175578	66352	56790	1	123143	72.65	67.41	100.00	70.14
52 Jamalpur - Khadia	94264	88114	1	182379	66015	57566	0	123581	70.03	65.33	0.00	67.76
53 Maninagar	118596	109385	1	227982	84230	74071	0	158301	71.02	67.72	0.00	69.44
54 Danilimda (SC)	106359	95026	0	201385	73950	62974	0	136924	69.53	66.27	0.00	67.99
55 Sabarmati	114078	101711	1	215790	80340	69847	0	150187	70.43	68.67	0.00	69.60
56 Asarwa (SC)	97652	86700	0	184352	67014	56948	0	123962	68.63	65.68	0.00	67.24
57 Daskroi	128045	113936	0	241981	94468	77670	0	172138	73.78	68.17	0.00	71.14
58 Dholka	107255	96419	0	203674	78014	64947	0	142961	72.74	67.36	0.00	70.19
59 Dhandhuka	115887	98347	0	214234	76821	60573	0	137394	66.29	61.59	0.00	64.13
Total of District	2410973	2159792	11	4570776	1694169	1438986	3	3133158	70.27	66.63	27.27	68.55

No. & Name of Assembly Constituency	No. of Electors			Voters who Voted			Percentage of Votes					
	Male	Female	Other	Total	Male	Female	Other	Total	Male	Female	Other	Total
District : Surendranagar												
60 Dasada (SC)	109019	95631	0	204650	72233	59410	0	131643	66.26	62.12	0.00	64.33
61 Limbdi	119780	106354	0	226134	85837	70477	0	156314	71.66	66.27	0.00	69.12
62 Wadhwan	121360	109415	0	230775	86419	72010	0	158429	71.21	65.81	0.00	68.65
63 Chotila	107036	93111	0	200147	80047	62448	0	142495	74.79	67.07	0.00	71.20
64 Dhrangadhra	128936	114448	0	243384	100165	82182	0	182347	77.69	71.81	0.00	74.92
Total of District	586131	518959	0	1105090	424701	346527	0	771228	72.46	66.77	0.00	69.79
District : Rajkot												
65 Morbi	116273	103087	0	219360	87233	72407	0	159640	75.02	70.24	0.00	72.78
66 Tankara	102981	93570	0	196551	80876	68370	0	149246	78.53	73.07	0.00	75.93
67 Wankaner	108134	96416	0	204550	82745	68328	0	151073	76.52	70.87	0.00	73.86
68 Rajkot East	113036	97154	0	210190	79843	64539	0	144382	70.64	66.43	0.00	68.69
69 Rajkot West	134162	128236	4	262402	87318	76839	0	164157	65.08	59.92	0.00	62.56
70 Rajkot South	109674	102110	2	211786	74991	60940	0	135931	68.38	59.68	0.00	64.18
71 Rajkot Rural (SC)	120168	103983	0	224151	84099	64826	0	148925	69.98	62.34	0.00	66.44
72 Jasdan	106995	95463	0	202458	88295	74990	0	163285	82.52	78.55	0.00	80.65
73 Gondal	100576	92333	2	192911	78884	67925	0	146809	78.43	73.57	0.00	76.10
74 Jetpur	122323	108798	6	231127	93044	76195	1	169240	76.06	70.03	16.67	73.22
75 Dhoraji	121357	109834	1	231192	88149	73699	0	161848	72.64	67.10	0.00	70.01
Total of District	1255679	1130984	15	2386678	925477	769058	1	1694536	73.70	68.00	6.67	71.00

No. & Name of Assembly Constituency	No. of Electors			Voters who Voted			Percentage of Votes					
	Male	Female	Other	Total	Male	Female	Other	Total	Male	Female	Other	Total
District : Jamnagar												
76	102497	92101	1	194599	73376	59836	0	133212	71.59	64.97	0.00	68.45
77	98701	87117	0	185818	73899	60288	0	134187	74.87	69.20	0.00	72.21
78	95334	87128	0	182462	64333	55758	0	120091	67.48	64.00	0.00	65.82
79	95136	88878	3	184017	65360	54573	1	119934	68.70	61.40	33.33	65.18
80	95368	85005	0	180373	74460	60433	0	134893	78.08	71.09	0.00	74.79
81	120602	110102	12	230716	85299	71332	0	156631	70.73	64.79	0.00	67.89
82	117814	105892	0	223706	82872	64281	0	147153	70.34	60.70	0.00	65.78
Total of District	725452	656223	16	1381691	519599	426501	1	946101	71.62	64.99	6.25	68.47
District : Porbandar												
83	110773	101608	0	212381	78320	66294	0	144614	70.70	65.24	0.00	68.09
84	94596	83288	0	177884	64169	50320	0	114489	67.83	60.42	0.00	64.36
Total of District	205369	184896	0	390265	142489	116614	0	259103	69.38	63.07	0.00	66.39
District : Junagadh												
85	114952	102355	0	217307	86128	71518	0	157646	74.93	69.87	0.00	72.55
86	120666	110836	0	231502	76790	63759	0	140549	63.64	57.53	0.00	60.71
87	118092	106192	1	224285	81963	66263	0	148226	69.41	62.40	0.00	66.09
88	105689	95153	0	200842	73537	58313	0	131850	69.58	61.28	0.00	65.65
89	94401	86478	0	180879	69370	57918	0	127288	73.48	66.97	0.00	70.37
90	105695	100012	0	205707	81990	74501	0	156491	77.57	74.49	0.00	76.07
91	94680	87811	2	182493	73968	66266	0	140234	78.12	75.46	0.00	76.84
92	95279	89280	0	184559	66042	62331	0	128373	69.31	69.82	0.00	69.56
93	107597	97809	0	205406	77481	69421	0	146902	72.01	70.98	0.00	71.52
Total of District	957051	875926	3	1832980	687269	590290	0	1277559	71.81	67.39	0.00	69.70

No. & Name of Assembly Constituency	No. of Electors			Voters who Voted			Percentage of Votes					
	Male	Female	Other	Male	Female	Other	Male	Female	Other	Total		
District : Amreli												
94 Dhari	102053	92423	0	194476	71653	57600	0	129253	70.21	62.32	0.00	66.46
95 Amreli	128620	119805	0	248425	89829	77531	0	167360	69.84	64.71	0.00	67.37
96 Lathi	97335	87542	0	184877	70992	58720	0	129712	72.94	67.08	0.00	70.16
97 Savarkundla	111218	100559	0	211777	73116	57391	0	130507	65.74	57.07	0.00	61.62
98 Rajula	110612	99022	0	209634	82687	65476	0	148163	74.75	66.12	0.00	70.68
Total of District	549838	499351	0	1049189	388277	316718	0	704995	70.62	63.43	0.00	67.19
District : Bhavnagar												
99 Mahuva	94609	86402	0	181011	66126	54387	0	120513	69.89	62.95	0.00	66.58
100 Talaja	101678	89106	0	190784	69538	55664	0	125202	68.39	62.47	0.00	65.62
101 Gariadhar	96392	86844	0	183236	65072	53392	0	118464	67.51	61.48	0.00	64.65
102 Palitana	117583	106152	2	223737	85387	71398	0	156785	72.62	67.26	0.00	70.08
103 Bhavnagar Rural	116738	104445	0	221183	91193	75920	0	167113	78.12	72.69	0.00	75.55
104 Bhavnagar East	108871	102960	1	211832	75564	66774	1	142339	69.41	64.85	100.00	67.19
105 Bhavnagar West	108058	97024	7	205089	74561	62364	1	136926	69.00	64.28	14.29	66.76
106 Gadhada (SC)	115637	105360	0	220997	78178	65507	0	143685	67.61	62.17	0.00	65.02
107 Botad	117178	107218	4	224400	94692	81460	2	176154	80.81	75.98	50.00	78.50
Total of District	976744	885511	14	1862269	700311	586866	4	1287181	71.70	66.27	28.57	69.12
District : Anand												
108 Khambhat	102711	91760	1	194472	77065	65044	0	142109	75.03	70.88	0.00	73.07
109 Borsad	111209	100423	0	211632	82745	71076	0	153821	74.40	70.78	0.00	72.68
110 Anklav	93777	85607	0	179384	76034	64369	0	140403	81.08	75.19	0.00	78.27
111 Umreth	112896	104054	0	216950	86995	73647	0	160642	77.06	70.78	0.00	74.05
112 Anand	119360	112355	0	231715	89738	80402	0	170140	75.18	71.56	0.00	73.43
113 Petlad	102517	93832	1	196350	80483	69467	0	149950	78.51	74.03	0.00	76.37
114 Sojitra	93074	84001	1	177076	74038	63403	0	137441	79.55	75.48	0.00	77.62
Total of District	735544	672032	3	1407579	567098	487408	0	1054506	77.10	72.53	0.00	74.92

No. & Name of Assembly Constituency	No. of Electors			Voters who Voted			Percentage of Votes					
	Male	Female	Other	Male	Female	Other	Male	Female	Other	Total		
District : Kheda												
115 Matar	105727	95894	0	201621	82887	68728	0	151615	78.40	71.67	0.00	75.20
116 Nadiad	114644	108891	6	223541	79922	69779	0	149701	69.71	64.08	0.00	66.97
117 Mehmedabad	104428	97792	0	202220	82707	68269	0	150976	79.20	69.81	0.00	74.66
118 Mahudha	103203	94969	1	198173	76131	61851	0	137982	73.77	65.13	0.00	69.63
119 Thasra	119163	107982	0	227145	88213	74007	0	162220	74.03	68.54	0.00	71.42
120 Kapadvanj	125595	116820	0	242415	96971	83169	0	180140	77.21	71.19	0.00	74.31
121 Balasinor	122158	111003	0	233161	91011	79695	0	170706	74.50	71.80	0.00	73.21
Total of District	794918	733351	7	1528276	597842	505498	0	1103340	75.21	68.93	0.00	72.20
District : Panchmahal												
122 Lunawada	121362	114477	0	235839	82771	75474	0	158245	68.20	65.93	0.00	67.10
123 Santrampur (ST)	94414	86944	0	181358	64461	60328	0	124789	68.27	69.39	0.00	68.81
124 Shehra	107449	98651	0	206100	79459	73364	0	152823	73.95	74.37	0.00	74.15
125 Morva Hadaf (ST)	88415	83810	0	172225	58309	60530	0	118839	65.95	72.22	0.00	69.00
126 Godhra	113719	106322	0	220041	82060	75031	0	157091	72.16	70.57	0.00	71.39
127 Kalol	109542	99501	0	209043	81499	72086	0	153585	74.40	72.45	0.00	73.47
128 Halol	115464	104080	0	219544	89665	78015	0	167680	77.66	74.96	0.00	76.38
Total of District	750365	693785	0	1444150	538224	494828	0	1033052	71.73	71.32	0.00	71.53
District : Dahod												
129 Fatepura (ST)	91934	89342	2	181278	61139	58241	1	119381	66.50	65.19	50.00	65.86
130 Jhalod (ST)	99111	96738	0	195849	66454	64543	0	130997	67.05	66.72	0.00	66.89
131 Limkheda (ST)	83006	84235	4	167245	66235	66380	0	132615	79.80	78.80	0.00	79.29
132 Dahod (ST)	103752	102366	0	206118	67115	65220	0	132335	64.69	63.71	0.00	64.20
133 Garbada (ST)	103484	104555	0	208039	59743	59674	0	119417	57.73	57.07	0.00	57.40
134 Devgadbaria	101053	99084	0	200137	79678	79695	0	159373	78.85	80.43	0.00	79.63
Total of District	582340	576320	6	1158666	400364	393753	1	794118	68.75	68.32	16.67	68.54

No. & Name of Assembly Constituency	No. of Electors			Voters who Voted			Percentage of Votes					
	Male	Female	Other	Total	Male	Female	Other	Total	Male	Female	Other	Total
District : Vadodara												
135 Savli	99053	90316	0	189369	78432	66855	0	145287	79.18	74.02	0.00	76.72
136 Vaghodia	104910	95375	0	200285	82609	71731	0	154340	78.74	75.21	0.00	77.06
137 Chhota Udaipur (ST)	109913	103273	0	213186	76731	69507	0	146238	69.81	67.30	0.00	68.60
138 Jetpur (ST)	112353	104189	0	216542	82153	73694	0	155847	73.12	70.73	0.00	71.97
139 Sankheda (ST)	121267	113369	0	234636	90490	81245	0	171735	74.62	71.66	0.00	73.19
140 Dabhoi	96189	89541	0	185730	76442	66722	0	143164	79.47	74.52	0.00	77.08
141 Vadodara City (SC)	120981	111695	0	232676	85222	74778	0	160000	70.44	66.95	0.00	68.77
142 Sayajigunj	121731	112826	0	234557	85053	75601	0	160654	69.87	67.01	0.00	68.49
143 Akota	111114	104049	5	215168	76904	69510	4	146418	69.21	66.81	80.00	68.05
144 Raopura	122212	115406	3	237621	85747	75488	0	161235	70.16	65.41	0.00	67.85
145 Manjalpur	103504	93427	0	196931	71933	63393	0	135326	69.50	67.85	0.00	68.72
146 Padra	102563	93122	0	195685	84535	71562	0	156097	82.42	76.85	0.00	79.77
147 Karjan	93852	85975	6	179833	75171	65738	4	140913	80.10	76.46	66.67	78.36
Total of District	1419642	1312563	14	2732219	1051422	925824	8	1977254	74.06	70.54	57.14	72.37
District : Narmada												
148 Nandod (ST)	105282	97423	0	202705	82011	74230	0	156241	77.90	76.19	0.00	77.08
149 Dediapada (ST)	85967	84890	0	170857	76292	74544	0	150836	88.75	87.81	0.00	88.28
Total of District	191249	182313	0	373562	158303	148774	0	307077	82.77	81.60	0.00	82.20
District : Bharuch												
150 Jambusar	105641	94700	6	200347	76949	66953	4	143906	72.84	70.70	66.67	71.83
151 Vagra	89557	82433	0	171990	70445	62754	0	133199	78.66	76.13	0.00	77.45
152 Jhagadia (ST)	108058	100921	4	208983	89166	79349	0	168515	82.52	78.62	0.00	80.64
153 Bharuch	111856	104049	2	215907	80209	72989	1	153199	71.71	70.15	50.00	70.96
154 Ankleshwar	99888	89637	0	189525	75681	66616	0	142297	75.77	74.32	0.00	75.08
Total of District	515000	471740	12	986752	392450	348661	5	741116	76.20	73.91	41.67	75.11

No. & Name of Assembly Constituency	No. of Electors			Voters who Voted			Percentage of Votes					
	Male	Female	Other	Male	Female	Other	Male	Female	Other	Total		
District : Surat												
155 Olpad	143800	126327	2	270129	102992	88196	2	191190	71.62	69.82	100.00	70.78
156 Mangrol (ST)	89103	84839	0	173942	72213	67194	0	139407	81.04	79.20	0.00	80.15
157 Mandvi (ST)	104259	105039	1	209299	84070	81899	0	165969	80.64	77.97	0.00	79.30
158 Kamrej	168536	136084	1	304621	123570	95436	0	219006	73.32	70.13	0.00	71.89
159 Surat East	97443	93356	6	190805	72603	63200	1	135804	74.51	67.70	16.67	71.17
160 Surat North	80995	71011	0	152006	56428	46700	0	103128	69.67	65.76	0.00	67.84
161 Varachha Road	106555	78907	1	185463	72157	55081	1	127239	67.72	69.80	100.00	68.61
162 Karanj	83922	60239	0	144161	54972	38101	0	93073	65.50	63.25	0.00	64.56
163 Limbayat	127930	96346	8	224284	85790	64042	2	149834	67.06	66.47	25.00	66.81
164 Udhna	121971	83645	6	205622	75200	53661	0	128861	61.65	64.15	0.00	62.67
165 Majura	121022	98853	2	219877	77675	62110	1	139786	64.18	62.83	50.00	63.57
166 Katargam	137368	103960	3	241331	93413	72109	1	165523	68.00	69.36	33.33	68.59
167 Surat West	101016	95618	0	196634	69625	62330	0	131955	68.92	65.19	0.00	67.11
168 Choryasi	178984	125408	0	304392	110771	79682	0	190453	61.89	63.54	0.00	62.57
169 Bardoli (SC)	104787	95676	0	200463	78553	69673	0	148226	74.96	72.82	0.00	73.94
170 Mahuva (ST)	101318	101554	0	202872	78601	75693	0	154294	77.58	74.53	0.00	76.05
Total of District	1869009	1556862	30	3425901	1308633	1075107	8	2383748	70.02	69.06	26.67	69.58
District : Tapi												
171 Vyara (ST)	94371	96475	0	190846	74355	73074	0	147429	78.79	75.74	0.00	77.25
172 Nizar (ST)	113865	116138	1	230004	95318	95764	0	191082	83.71	82.46	0.00	83.08
Total of District	208236	212613	1	420850	169673	168838	0	338511	81.48	79.41	0.00	80.44
District : Dangs												
173 Dangs (ST)	72713	71668	1	144382	49230	50046	0	99276	67.70	69.83	0.00	68.76
Total of District	72713	71668	1	144382	49230	50046	0	99276	67.70	69.83	0.00	68.76

No. & Name of Assembly Constituency	No. of Electors			Voters who Voted			Percentage of Votes					
	Male	Female	Other	Male	Female	Other	Male	Female	Other	Total		
District : Navsari												
174 Jalalpore	101982	94977	3	196962	72338	70300	1	142639	70.93	74.02	33.33	72.42
175 Navsari	106964	102669	14	209647	79098	75327	5	154430	73.95	73.37	35.71	73.66
176 Gandevi (ST)	128266	123171	0	251437	95500	92967	0	188467	74.45	75.48	0.00	74.96
177 Vansda (ST)	125977	124840	0	250817	101510	99910	0	201420	80.58	80.03	0.00	80.31
Total of District	463189	445657	17	908863	348446	338504	6	686956	75.23	75.96	35.29	75.58
District : Valsad												
178 Dharampur (ST)	103319	101492	0	204811	82107	78378	0	160485	79.47	77.23	0.00	78.36
179 Valsad	113077	106967	0	220044	77835	77223	0	155058	68.83	72.19	0.00	70.47
180 Pardi	105489	92427	0	197916	74462	65266	0	139728	70.59	70.61	0.00	70.60
181 Kaprada (ST)	104151	101928	0	206079	88008	84111	0	172119	84.50	82.52	0.00	83.52
182 Umbergaon (ST)	115369	99006	0	214375	72001	70429	0	142430	62.41	71.14	0.00	66.44
Total of District	541405	501820	0	1043225	394413	375407	0	769820	72.85	74.81	0.00	73.79
Total of State	19933556	18143660	189	38077405	14550769	12613257	48	27164074	73.00	69.52	25.40	71.34

26. Details of Votes polled with EPIC, Voter Slip & Alternate Documents - District wise

Sr. No.	Name of District	Total Electors	Total Voters	Votes polled with EPIC	% of Votes polled with EPIC	Votes polled with Voter Slip provided by ECI	% of Votes polled with Voter Slip provided by ECI	Votes polled with Alternate Documents	% of Votes polled with Alternate Documents	No. of Votes by Blind Voters	No. of Tendered Votes	No. of EVMs Used	
												C. U.	B. U.
1	Kachchh	1217706	825246	432433	52.40	386178	46.80	6635	0.80	172	19	1863	1863
2	Banaskantha	1910606	1431013	730714	51.06	692503	48.39	7796	0.54	105	3	2780	2780
3	Patan	890509	631568	164989	26.12	465566	73.72	1013	0.16	0	8	1242	1242
4	Mahesana	1394733	1027159	342561	33.35	669598	65.19	15000	1.46	101	10	1927	1927
5	Sabarkantha	1511113	1142422	157004	13.74	979210	85.71	6208	0.54	1	9	2523	2880
6	Gandhinagar	999375	744031	181834	24.44	551787	74.16	10410	1.40	15	1	1380	1380
7	Ahmedabad	4570776	3133158	914431	29.19	2189940	69.90	28787	0.92	129	47	5828	5828
8	Surendranagar	1105090	771228	85977	11.15	681796	88.40	3455	0.45	56	16	1540	1540
9	Rajkot	2386678	1694536	777351	45.87	898850	53.04	18335	1.08	65	19	3108	3713
10	Jamnagar	1381691	946101	693400	73.29	243789	25.77	8912	0.94	54	10	1941	2268
11	Porbandar	390265	259103	109863	42.40	147222	56.82	2018	0.78	12	3	507	507
12	Junagadh	1832980	1277559	576638	45.14	688723	53.91	12198	0.95	82	3	2618	2618
13	Amreli	1049189	704995	229447	32.55	472271	66.99	3277	0.46	35	15	1524	1524
14	Bhavnagar	1862269	1287181	742469	57.68	540240	41.97	4472	0.35	36	7	2497	2497
15	Anand	1407579	1054506	586907	55.66	464270	44.03	3329	0.32	14	1	1882	1882
16	Kheda	1528276	1103340	555936	50.39	535269	48.51	12135	1.10	10	8	2134	2134
17	Panchmahal	1444150	1033052	392879	38.03	636868	61.65	3305	0.32	17	164	2208	2208
18	Dahod	1158666	794118	636465	80.15	156507	19.71	1146	0.14	54	4	1685	1685
19	Vadodara	2732219	1977254	1206760	61.03	761876	38.53	8618	0.44	53	19	3782	3782
20	Narmada	373562	307077	197779	64.41	108743	35.41	555	0.18	10	0	672	672
21	Bharuch	986752	741116	295897	39.93	443615	59.86	1604	0.22	18	7	1468	1468
22	Surat	3425901	2383748	1196313	50.19	1147753	48.15	39682	1.66	20	10	4524	4815
23	Tapi	420850	338511	195122	57.64	142739	42.17	650	0.19	3	0	671	671
24	Dangs	144382	99276	78707	79.28	20385	20.53	184	0.19	7	0	384	384
25	Navsari	908863	686956	343710	50.03	340070	49.50	3176	0.46	5	19	1304	1304
26	Valsad	1043225	769820	407841	52.98	349901	45.45	12078	1.57	36	15	1506	1506
Total of State		38077405	27164074	12233427	45.04	14715669	54.17	214978	0.79	1110	417	53498	55078

27. Details of Votes polled with EPIC, Voter Slip & Alternate Documents - Assembly Constituency wise

No. & Name of Assembly Constituency	Total Electors	Total Voters	Votes polled with EPIC	% of Votes polled with EPIC	Votes polled with Voter Slip provided by ECI	% of Votes polled with Voter Slip provided by ECI	Votes polled with Alternate Documents	% of Votes polled with Alternate Documents	No. of Votes by Blind Voters	No. of Tendered Votes	No. of EVMs Used	
											C. U.	B. U.
District : Kachchh												
1	195125	142331	29816	20.95	112137	78.79	378	0.27	28	1	377	377
2	193702	138359	101791	73.57	35828	25.89	740	0.53	11	0	310	310
3	223841	152454	104977	68.86	45938	30.13	1539	1.01	28	3	299	299
4	191008	136635	43757	32.02	91567	67.02	1311	0.96	0	8	277	277
5	225718	137783	92037	66.80	43927	31.88	1819	1.32	48	7	302	302
6	188312	117684	60055	51.03	56781	48.25	848	0.72	57	0	298	298
Total of District	1217706	825246	432433	52.40	386178	46.80	6635	0.80	172	19	1863	1863
District : Banaskantha												
7	225990	174035	83102	47.75	90688	52.11	245	0.14	59	1	337	337
8	189219	160752	99366	61.81	59430	36.97	1956	1.22	0	0	282	282
9	206576	157917	47147	29.86	110256	69.82	514	0.33	0	0	293	293
10	194418	144337	50996	35.33	93057	64.47	284	0.20	4	0	318	318
11	233612	166660	161566	96.94	4178	2.51	916	0.55	17	0	337	337
12	221190	155219	53648	34.56	100924	65.02	647	0.42	7	0	294	294
13	221733	154558	87428	56.57	64227	41.56	2903	1.88	8	1	302	302
14	189613	154813	46669	30.15	107915	69.71	229	0.15	0	1	280	280
15	228255	162722	100792	61.94	61828	38.00	102	0.06	10	0	337	337
Total of District	1910606	1431013	730714	51.06	692503	48.39	7796	0.54	105	3	2780	2780
District : Patan												
16	220202	150143	52378	34.89	97576	64.99	189	0.13	0	1	320	320
17	229223	158965	28560	17.97	130026	81.80	379	0.24	0	0	329	329
18	232068	161616	50641	31.33	110688	68.49	287	0.18	0	3	317	317
19	209016	160844	33410	20.77	127276	79.13	158	0.10	0	4	276	276
Total of District	890509	631568	164989	26.12	465566	73.72	1013	0.16	0	8	1242	1242

No. & Name of Assembly Constituency	Total Electors	Total Voters	Votes polled with EPIC	% of Votes polled with EPIC	Votes polled with Voter Slip provided by ECI	% of Votes polled with Voter Slip provided by ECI	Votes polled with Alternate Documents	% of Votes polled with Alternate Documents	No. of Votes by Blind Voters	No. of Tendered Votes	No. of EVMs Used		
											C. U.	B. U.	
District : Mahesana													
20	Kheralu	177620	125419	24242	19.33	101065	80.58	112	0.09	0	0	268	268
21	Unjha	193545	134158	23882	17.80	109959	81.96	317	0.24	1	0	253	253
22	Visnagar	187718	138688	115070	82.97	17948	12.94	5670	4.09	5	4	259	259
23	Becharaji	202850	151501	49138	32.43	100336	66.23	2027	1.34	3	3	295	295
24	Kadi (SC)	227492	175266	69756	39.80	100641	57.42	4869	2.78	3	1	317	317
25	Mahesana	216149	160441	43240	26.95	115748	72.14	1453	0.91	0	2	275	275
26	Vijapur	189359	141686	17233	12.16	123901	87.45	552	0.39	89	0	260	260
Total of District		1394733	1027159	342561	33.35	669598	65.19	15000	1.46	101	10	1927	1927
District : Sabarkantha													
27	Himatnagar	218124	171803	32856	19.12	138266	80.48	681	0.40	0	1	358	715
28	Idar (SC)	230652	179896	17689	9.83	158255	87.97	3952	2.20	0	5	380	380
29	Khedbrahma (ST)	196217	147452	33488	22.71	113902	77.25	62	0.04	0	0	334	334
30	Bhiloda (ST)	238423	172648	9794	5.67	162572	94.16	282	0.16	1	1	424	424
31	Modasa	215755	162046	15354	9.48	146145	90.19	547	0.34	0	1	354	354
32	Bayad	200485	151933	5823	3.83	145859	96.00	251	0.17	0	0	344	344
33	Prantij	211457	156644	42000	26.81	114211	72.91	433	0.28	0	1	329	329
Total of District		1511113	1142422	157004	13.74	979210	85.71	6208	0.54	1	9	2523	2880
District : Gandhinagar													
34	Dehgam	174113	127359	41884	32.89	83237	65.36	2238	1.76	2	1	264	264
35	Gandhinagar South	241765	175581	60483	34.45	112811	64.25	2287	1.30	13	0	341	341
36	Gandhinagar North	203782	144950	28993	20.00	111963	77.24	3994	2.76	0	0	259	259
37	Mansa	192503	154105	38300	24.85	114988	74.62	817	0.53	0	0	271	271
38	Kalol	187212	142036	12174	8.57	128788	90.67	1074	0.76	0	0	245	245
Total of District		999375	744031	181834	24.44	551787	74.16	10410	1.40	15	1	1380	1380

No. & Name of Assembly Constituency	Total Electors	Total Voters	Votes polled with EPIC	% of Votes polled with EPIC	Votes polled with Voter Slip provided by ECI	% of Votes polled with Voter Slip provided by ECI	Votes polled with Alternate Documents	% of Votes polled with Alternate Documents	No. of Votes by Blind Voters	No. of EVMs Used		
										C. U.	B. U.	
District : Ahmedabad												
39 Viramgam	241066	159464	28648	17.97	129977	81.51	839	0.53	3	0	368	368
40 Sanand	207282	152824	41348	27.06	109936	71.94	1540	1.01	10	0	306	306
41 Ghatlodia	285998	204800	86237	42.11	114925	56.12	3638	1.78	24	11	371	371
42 Vejalpur	273336	192778	59881	31.06	130757	67.83	2140	1.11	10	0	348	348
43 Vatva	230201	158412	30209	19.07	127266	80.34	937	0.59	9	0	282	282
44 Ellisbridge	223354	149716	77546	51.80	69644	46.52	2526	1.69	8	2	256	256
45 Naranpura	213768	148713	53781	36.16	92722	62.35	2210	1.49	9	0	269	269
46 Nikol	212140	143254	41704	29.11	100426	70.10	1124	0.78	14	0	264	264
47 Naroda	221421	143618	41529	28.92	101673	70.79	416	0.29	0	0	264	264
48 Thakkarbapa Nagar	205049	139624	26846	19.23	112292	80.42	486	0.35	0	0	260	260
49 Bapunagar	166708	111924	31376	28.03	79551	71.08	997	0.89	1	2	202	202
50 Amraiwadi	243098	159440	28802	18.06	130218	81.67	420	0.26	0	0	286	286
51 Dariapur	175578	123143	22480	18.26	99812	81.05	851	0.69	0	12	209	209
52 Jamalpur - Khadia	182379	123581	49617	40.15	72365	58.56	1599	1.29	11	10	227	227
53 Maninagar	227982	158301	20120	12.71	135979	85.90	2202	1.39	0	0	260	260
54 Danilimda (SC)	201385	136924	31502	23.01	104431	76.27	991	0.72	3	9	244	244
55 Sabarmati	215790	150187	37368	24.88	110259	73.41	2560	1.70	2	0	265	265
56 Asarwa (SC)	184352	123962	70987	57.27	51609	41.63	1366	1.10	16	0	234	234
57 Daskroi	241981	172138	11345	6.59	160166	93.05	627	0.36	4	1	340	340
58 Dholka	203674	142961	56394	39.45	86090	60.22	477	0.33	2	0	271	271
59 Dhandhuka	214234	137394	66711	48.55	69842	50.83	841	0.61	3	0	302	302
Total of District	4570776	3133158	914431	29.19	2189940	69.90	28787	0.92	129	47	5828	5828

No. & Name of Assembly Constituency	Total Electors	Total Voters	Votes polled with EPIC	% of Votes polled with EPIC	Votes polled with Voter Slip provided by ECI	% of Votes polled with Voter Slip provided by ECI	Votes polled with Alternate Documents	% of Votes polled with Alternate Documents	No. of Votes by Blind Voters	No. of Tendered Votes	No. of EVMs Used	
											C. U.	B. U.
District : Surendranagar												
60 Dasada (SC)	204650	131643	9228	7.01	122134	92.78	281	0.21	13	3	300	300
61 Limbdi	226134	156314	18671	11.94	136804	87.52	839	0.54	5	0	336	336
62 Wadhwan	230775	158429	13872	8.76	143987	90.88	570	0.36	7	6	269	269
63 Chotila	200147	142495	25859	18.15	115677	81.18	959	0.67	10	1	305	305
64 Dhrangadhra	243384	182347	18347	10.06	163194	89.50	806	0.44	21	6	330	330
Total of District	1105090	771228	85977	11.15	681796	88.40	3455	0.45	56	16	1540	1540
District : Rajkot												
65 Morbi	219360	159640	151940	95.18	6654	4.17	1046	0.66	11	1	292	292
66 Tankara	196551	149246	46528	31.18	101843	68.24	875	0.59	0	0	305	305
67 Wankaner	204550	151073	50626	33.51	99314	65.74	1133	0.75	7	1	293	293
68 Rajkot East	210190	144382	64395	44.60	77486	53.67	2501	1.73	0	3	232	232
69 Rajkot West	262402	164157	99069	60.35	61961	37.74	3127	1.90	10	4	305	305
70 Rajkot South	211786	135931	61252	45.06	70396	51.79	4283	3.15	14	3	247	247
71 Rajkot Rural (SC)	224151	148925	36548	24.54	110390	74.12	1987	1.33	17	0	318	318
72 Jasdan	202458	163285	40743	24.95	121767	74.57	775	0.47	3	3	260	260
73 Gondal	192911	146809	36492	24.86	109507	74.59	810	0.55	0	2	251	251
74 Jetpur	231127	169240	126798	74.92	41634	24.60	808	0.48	3	2	305	610
75 Dhoraji	231192	161848	62960	38.90	97898	60.49	990	0.61	0	0	300	600
Total of District	2386678	1694536	777351	45.87	898850	53.04	18335	1.08	65	19	3108	3713

No. & Name of Assembly Constituency	Total Electors	Total Voters	Votes polled with EPIC	% of Votes polled with EPIC	Votes polled with Voter Slip provided by ECI	% of Votes polled with Voter Slip provided by ECI	Votes polled with Alternate Documents	% of Votes polled with Alternate Documents	No. of Votes by Blind Voters	No. of Tendered Votes	No. of EVMs Used	
											C. U.	B. U.
District : Jamnagar												
76 Kalavad (SC)	194599	133212	99174	74.45	33057	24.82	981	0.74	5	0	311	311
77 Jamnagr Rural	185818	134187	74290	55.36	57985	43.21	1912	1.42	16	5	277	277
78 Jamnagar North	182462	120091	97067	80.83	21582	17.97	1442	1.20	5	4	215	215
79 Jamnagar South	184017	119934	89845	74.91	28923	24.12	1166	0.97	0	1	214	214
80 Jamjodhpur	180373	134893	101513	75.25	32298	23.94	1082	0.80	10	0	288	288
81 Khambhalla	230716	156631	101871	65.04	53744	34.31	1016	0.65	18	0	328	655
82 Dwarka	223706	147153	129640	88.10	16200	11.01	1313	0.89	0	0	308	308
Total of District	1381691	946101	693400	73.29	243789	25.77	8912	0.94	54	10	1941	2268
District : Porbandar												
83 Porbandar	212381	144614	33155	22.93	110221	76.22	1238	0.86	12	2	260	260
84 Kutiyana	177884	114489	76708	67.00	37001	32.32	780	0.68	0	1	247	247
Total of District	390265	259103	109863	42.40	147222	56.82	2018	0.78	12	3	507	507
District : Junagadh												
85 Manavadar	217307	157646	75368	47.81	80541	51.09	1737	1.10	26	0	322	322
86 Junagadh	231502	140549	36810	26.19	102621	73.01	1118	0.80	4	0	312	312
87 Visavadar	224285	148226	64990	43.85	81896	55.25	1340	0.90	23	0	342	342
88 Keshod	200842	131850	50412	38.23	80375	60.96	1063	0.81	4	0	278	278
89 Mangrol	180879	127288	85795	67.40	40702	31.98	791	0.62	11	0	259	259
90 Somnath	205707	156491	80096	51.18	75140	48.02	1255	0.80	10	2	264	264
91 Talala	182493	140234	70493	50.27	66868	47.68	2873	2.05	0	1	270	270
92 Kodinar (SC)	184559	128373	54750	42.65	73185	57.01	438	0.34	0	0	271	271
93 Una	205406	146902	57924	39.43	87395	59.49	1583	1.08	4	0	300	300
Total of District	1832980	1277559	576638	45.14	688723	53.91	12198	0.95	82	3	2618	2618

No. & Name of Assembly Constituency	Total Electors	Total Voters	Votes polled with EPIC	% of Votes polled with EPIC	Votes polled with Voter Slip provided by ECI	% of Votes polled with Voter Slip provided by ECI	Votes polled with Alternate Documents	% of Votes polled with Alternate Documents	No. of Votes by Blind Voters	No. of Tendered Votes	No. of EVMs Used	
											C. U.	B. U.
District : Amreli												
94 Dhari	194476	129253	50105	38.77	78729	60.91	419	0.32	4	1	299	299
95 Amreli	248425	167360	48332	28.88	117898	70.45	1130	0.68	16	3	343	343
96 Lathi	184877	129712	42213	32.54	86480	66.67	1019	0.79	8	2	264	264
97 Savarkundla	211777	130507	56330	43.16	73910	56.63	267	0.20	2	0	310	310
98 Rajula	209634	148163	32467	21.91	115254	77.79	442	0.30	5	9	308	308
Total of District	1049189	704995	229447	32.55	472271	66.99	3277	0.46	35	15	1524	1524
District : Bhavnagar												
99 Mahuva	181011	120513	28707	23.82	91621	76.03	185	0.15	1	0	236	236
100 Talaja	190784	125202	58718	46.90	66255	52.92	229	0.18	2	0	281	281
101 Gariadhar	183236	118464	81901	69.14	36251	30.60	312	0.26	5	1	256	256
102 Palitana	223737	156785	78246	49.91	78097	49.81	442	0.28	7	0	320	320
103 Bhavnagar Rural	221183	167113	65731	39.33	100456	60.11	926	0.55	12	2	314	314
104 Bhavnagar East	211832	142339	141355	99.31	77	0.05	907	0.64	0	0	253	253
105 Bhavnagar West	205089	136926	57381	41.91	78492	57.32	1053	0.77	5	2	230	230
106 Gadhada (SC)	220997	143685	54579	37.99	88792	61.80	314	0.22	0	0	314	314
107 Botad	224400	176154	175851	99.83	199	0.11	104	0.06	4	2	293	293
Total of District	1862269	1287181	742469	57.68	540240	41.97	4472	0.35	36	7	2497	2497
District : Anand												
108 Khambhat	194472	142109	123410	86.84	18055	12.71	644	0.45	0	0	252	252
109 Borsad	211632	153821	44371	28.85	108843	70.76	607	0.39	11	0	296	296
110 Anklav	179384	140403	56534	40.27	83484	59.46	385	0.27	0	1	250	250
111 Umreth	216950	160642	156928	97.69	3710	2.31	4	0.00	0	0	296	296
112 Anand	231715	170140	99072	58.23	69794	41.02	1274	0.75	2	0	295	295
113 Petlad	196350	149950	55126	36.76	94542	63.05	282	0.19	1	0	257	257
114 Sojitra	177076	137441	51466	37.45	85842	62.46	133	0.10	0	0	236	236
Total of District	1407579	1054506	586907	55.66	464270	44.03	3329	0.32	14	1	1882	1882

No. & Name of Assembly Constituency	Total Electors	Total Voters	Votes polled with EPIC	% of Votes polled with EPIC	Votes polled with Voter Slip provided by ECI	% of Votes polled with Voter Slip provided by ECI	Votes polled with Alternate Documents	% of Votes polled with Alternate Documents	No. of Votes by Blind Voters	No. of Tendered Votes	No. of EVMs Used	
											C. U.	B. U.
District : Kheda												
115 Matar	201621	151615	69164	45.62	82030	54.10	421	0.28	2	0	275	275
116 Nadiad	223541	149701	112314	75.03	35172	23.49	2215	1.48	3	0	266	266
117 Mehmedabad	202220	150976	98984	65.56	50918	33.73	1074	0.71	0	0	298	298
118 Mahudha	198173	137982	41757	30.26	95673	69.34	552	0.40	0	2	272	272
119 Thasra	227145	162220	154128	95.01	7598	4.68	494	0.30	0	0	322	322
120 Kapadvanj	242415	180140	68484	38.02	104340	57.92	7316	4.06	2	0	347	347
121 Balasinor	233161	170706	11105	6.51	159538	93.46	63	0.04	3	6	354	354
Total of District	1528276	1103340	555936	50.39	535269	48.51	12135	1.10	10	8	2134	2134
District : Panchmahal												
122 Lunawada	235839	158245	51578	32.59	106356	67.21	311	0.20	2	0	379	379
123 Santrampur (ST)	181358	124789	48611	38.95	76106	60.99	72	0.06	0	1	292	292
124 Shehra	206100	152823	96689	63.27	55851	36.55	283	0.19	9	0	298	298
125 Morva Hadaf (ST)	172225	118839	40781	34.32	77917	65.57	141	0.12	0	0	252	252
126 Godhra	220041	157091	62869	40.02	93441	59.48	781	0.50	0	163	306	306
127 Kalol	209043	153585	46774	30.45	105282	68.55	1529	1.00	2	0	328	328
128 Halol	219544	167680	45577	27.18	121915	72.71	188	0.11	4	0	353	353
Total of District	1444150	1033052	392879	38.03	636868	61.65	3305	0.32	17	164	2208	2208
District : Dahod												
129 Fatepura (ST)	181278	119381	89618	75.07	29673	24.86	90	0.08	0	0	280	280
130 Jhalod (ST)	195849	130997	99481	75.94	31391	23.96	125	0.10	0	0	287	287
131 Limkheda (ST)	167245	132615	98345	74.16	34176	25.77	94	0.07	0	0	252	252
132 Dahod (ST)	206118	132335	97966	74.03	33880	25.60	489	0.37	49	4	278	278
133 Garbada (ST)	208039	119417	106392	89.09	13013	10.90	12	0.01	0	0	287	287
134 Devgadbaria	200137	159373	144663	90.77	14374	9.02	336	0.21	5	0	301	301
Total of District	1158666	794118	636465	80.15	156507	19.71	1146	0.14	54	4	1685	1685

No. & Name of Assembly Constituency	Total Electors	Total Voters	Votes polled with EPIC	% of Votes polled with EPIC	Votes polled with Voter Slip provided by ECI	% of Votes polled with Voter Slip provided by ECI	Votes polled with Alternate Documents	% of Votes polled with Alternate Documents	No. of Votes by Blind Voters	No. of Tenders	No. of EVMs Used	
											C. U.	B. U.
District : Vadodara												
135 Savli	189369	145287	139870	96.27	4957	3.41	460	0.32	5	1	281	281
136 Vaghodia	200285	154340	131078	84.93	22811	14.78	451	0.29	4	1	299	299
137 Chhota Udaipur (ST)	213186	146238	80616	55.13	65492	44.78	130	0.09	6	0	343	343
138 Jetpur (ST)	216542	155847	92483	59.34	63160	40.53	204	0.13	3	0	352	352
139 Sankheda (ST)	234636	171735	149122	86.83	22484	13.09	129	0.08	7	0	430	430
140 Dabhoi	185730	143164	47556	33.22	94638	66.10	970	0.68	0	1	286	286
141 Vadodara City (SC)	232676	160000	74548	46.59	85444	53.40	8	0.01	10	5	251	251
142 Sayajigunj	234557	160654	78694	48.98	80923	50.37	1037	0.65	0	0	251	251
143 Akota	215168	146418	53521	36.55	91256	62.33	1641	1.12	13	5	266	266
144 Raopura	237621	161235	38293	23.75	120930	75.00	2012	1.25	0	0	268	268
145 Manjalpur	196931	135326	116929	86.41	17441	12.89	956	0.71	3	6	227	227
146 Padra	195685	156097	105136	67.35	50894	32.60	67	0.04	2	0	258	258
147 Karjan	179833	140913	98914	70.20	41446	29.41	553	0.39	0	0	270	270
Total of District	2732219	1977254	1206760	61.03	761876	38.53	8618	0.44	53	19	3782	3782
District : Narmada												
148 Nandod (ST)	202705	156241	123957	79.34	31738	20.31	546	0.35	10	0	344	344
149 Dediapada (ST)	170857	150836	73822	48.94	77005	51.05	9	0.01	0	0	328	328
Total of District	373562	307077	197779	64.41	108743	35.41	555	0.18	10	0	672	672
District : Bharuch												
150 Jambusar	200347	143906	52776	36.67	90921	63.18	209	0.15	0	1	301	301
151 Vagra	171990	133199	24088	18.08	108830	81.70	281	0.21	0	0	266	266
152 Jhagadia (ST)	208983	168515	67217	39.89	101243	60.08	55	0.03	0	0	361	361
153 Bharuch	215907	153199	24837	16.21	127730	83.38	632	0.41	6	4	276	276
154 Ankleshwar	189525	142297	126979	89.24	14891	10.46	427	0.30	12	2	264	264
Total of District	986752	741116	295897	39.93	443615	59.86	1604	0.22	18	7	1468	1468

No. & Name of Assembly Constituency	Total Electors	Total Voters	Votes polled with EPIC	% of Votes polled with EPIC	Votes polled with Voter Slip provided by ECI	% of Votes polled with Voter Slip provided by ECI	Votes polled with Alternate Documents	% of Votes polled with Alternate Documents	No. of Votes by Blind Voters	No. of Tendered Votes	No. of EVMs Used	
											C. U.	B. U.
District : Surat												
155 Olpad	270129	191190	89974	47.06	97710	51.11	3506	1.83	3	0	370	370
156 Mangrol (ST)	173942	139407	33106	23.75	104553	75.00	1748	1.25	0	0	275	275
157 Mandvi (ST)	209299	165969	106748	64.32	58740	35.39	481	0.29	0	0	325	325
158 Kamrej	304621	219006	130789	59.72	83243	38.01	4974	2.27	0	1	384	384
159 Surat East	190805	135804	40210	29.61	93157	68.60	2437	1.79	5	2	248	248
160 Surat North	152006	103128	25036	24.28	75863	73.56	2229	2.16	4	0	197	197
161 Varachha Road	185463	127239	68409	53.76	55708	43.78	3122	2.45	1	0	220	220
162 Karanj	144161	93073	32451	34.87	58022	62.34	2600	2.79	0	2	194	194
163 Limbayat	224284	149834	102013	68.08	46435	30.99	1386	0.93	0	0	290	290
164 Udhna	205622	128861	85154	66.08	41927	32.54	1780	1.38	3	1	259	259
165 Majura	219877	139786	115326	82.50	22421	16.04	2039	1.46	2	0	270	270
166 Katargam	241331	165523	117771	71.15	44731	27.02	3021	1.83	1	2	278	278
167 Surat West	196634	131955	50589	38.34	78067	59.16	3299	2.50	0	2	241	241
168 Choryasi	304392	190453	79332	41.65	107200	56.29	3921	2.06	0	0	395	395
169 Bardoli (SC)	200463	148226	47611	32.12	98388	66.38	2227	1.50	1	0	280	280
170 Mahuva (ST)	202872	154294	71794	46.53	81588	52.88	912	0.59	0	0	298	298
Total of District	3425901	2383748	1196313	50.19	1147753	48.15	39682	1.66	20	10	4524	4815
District : Tapi												
171 Vyara (ST)	190846	147429	68465	46.44	78585	53.30	379	0.26	1	0	295	295
172 Nizar (ST)	230004	191082	126657	66.28	64154	33.57	271	0.14	2	0	376	376
Total of District	420850	338511	195122	57.64	142739	42.17	650	0.19	3	0	671	671
District : Dangs												
173 Dangs (ST)	144382	99276	78707	79.28	20385	20.53	184	0.19	7	0	384	384
Total of District	144382	99276	78707	79.28	20385	20.53	184	0.19	7	0	384	384

No. & Name of Assembly Constituency	Total Electors	Total Voters	Votes polled with EPIC	% of Votes polled with EPIC	Votes polled with Voter Slip provided by ECI	% of Votes polled with Voter Slip provided by ECI	Votes polled with Alternate Documents	% of Votes polled with Alternate Documents	No. of Votes by Blind Voters	No. of Tendered Votes	No. of EVMs Used	
											C. U.	B. U.
District : Navsari												
174 Jalalpore	196962	142639	90801	63.66	50972	35.73	866	0.61	0	0	288	288
175 Navsari	209647	154430	75450	48.86	78226	50.65	754	0.49	5	0	307	307
176 Gandevi (ST)	251437	188467	56138	29.79	130994	69.51	1335	0.71	0	0	355	355
177 Vansda (ST)	250817	201420	121321	60.23	79878	39.66	221	0.11	0	19	354	354
Total of District	908863	686956	343710	50.03	340070	49.50	3176	0.46	5	19	1304	1304
District : Valsad												
178 Dharampur (ST)	204811	160485	87907	54.78	72189	44.98	389	0.24	5	0	312	312
179 Valsad	220044	155058	84415	54.44	68625	44.26	2018	1.30	1	5	295	295
180 Pardi	197916	139728	82764	59.23	50568	36.19	6396	4.58	24	8	270	270
181 Kaprada (ST)	206079	172119	109972	63.89	61702	35.85	445	0.26	6	0	325	325
182 Umbergaon (ST)	214375	142430	42783	30.04	96817	67.98	2830	1.99	0	2	304	304
Total of District	1043225	769820	407841	52.98	349901	45.45	12078	1.57	36	15	1506	1506
Total of State	38077405	27164074	12233427	45.04	14715669	54.17	214978	0.79	1110	417	53498	55078

28. Details of Votes polled with Alternate Documents - District wise

Sr. No.	Name of District	Total Electors	No. of Votes polled with Alternate Documents	No. of Votes polled with Alternate Documents viz.														
				Passport	Driving Licences	Income Tax Identity (PAN) Cards	Service Identity Cards with photo issued to its employees by State / Central Govt. etc.	Passbooks issued by Banks etc. with photo (A/C opened upto 30-09-2012)	Freedom Fighter ID Card with photo	SC / ST / OBC Cert. issued by Competent Autho. with photo (issued upto 30-09-2012)	Physical Handicap Cert. Authority (issued upto 30-09-2012)	Arm Licences with photo (issued upto 30-09-2012)	Job Cards issued under NREGA with photo (issued upto 30-09-2012)	Property Documents Such as Patta / Regl. Deeds etc. with photo	Pension Doc. with photo (issued upto 30-09-2012)	Health Insurance Scheme Smart Card with photo (Minl. Of Labour Scheme, issued upto 30-09-2012)	Smart Card issued by RGI under the scheme of National Population Register (NPR)	Adhar Card issued by UIDAI
1	Kachchh	1217706	6635	109	4481	1553	208	148	9	6	27	9	23	0	10	26	2	24
2	Banaskantha	1910606	7796	639	1993	506	2087	718	4	2	9	9	447	1	924	14	4	439
3	Patan	890509	1013	17	634	221	53	15	0	0	13	0	11	0	0	10	1	38
4	Mahesana	1394733	15000	1175	2657	2775	2484	1755	177	811	122	0	1146	0	1	338	144	1415
5	Sabarkantha	1511113	6208	92	2026	819	1025	180	4	244	2	5	395	0	1354	5	3	54
6	Gandhinagar	999375	10410	2072	3786	1290	2294	84	21	48	64	42	77	4	34	21	19	554
7	Ahmedabad	4570776	28787	2398	15908	5719	943	398	23	29	38	18	22	23	84	35	59	3090
8	Surendranagar	1105090	3455	39	2416	599	161	45	3	2	18	0	9	9	3	22	5	124
9	Rajkot	2386678	18335	1108	12619	3228	485	117	5	25	16	21	19	4	18	26	6	638
10	Jamnagar	1381691	8912	61	5725	1373	742	141	0	29	26	6	33	16	5	39	152	564
11	Porbandar	390265	2018	44	1088	460	89	12	1	2	12	1	5	0	0	5	4	295
12	Junagadh	1832980	12198	122	8947	1536	672	334	52	25	77	10	52	1	3	30	41	296
13	Amreli	1049189	3277	32	2442	482	122	51	0	30	24	1	45	11	11	16	10	0
14	Bhavnagar	1862269	4472	90	3122	855	153	101	5	1	19	0	5	0	5	10	5	101
15	Anand	1407579	3329	98	2148	789	128	30	4	2	15	0	3	0	1	3	10	98
16	Kheda	1528276	12135	1179	2588	870	6761	46	14	13	13	3	36	7	13	16	9	567
17	Panchmahal	1444150	3305	515	1517	424	297	360	4	53	11	2	30	3	3	4	0	82
18	Dahod	1158666	1146	185	373	164	155	88	1	0	2	0	171	0	0	1	0	6
19	Vadodara	2732219	8618	336	4527	2075	632	306	1	110	23	1	156	68	17	39	7	320
20	Narmada	373562	555	33	342	76	29	14	1	0	0	2	41	2	0	0	0	15
21	Bharuch	986752	1604	42	964	452	62	42	0	1	1	0	17	0	0	2	3	18
22	Surat	3425901	39682	1646	25637	8024	1741	1266	102	47	36	15	49	25	30	103	56	905

Sr. No.	Name of District	Total Electors	No. of Votes polled with Alternate Documents	No. of Votes polled with Alternate Documents viz.															
				Passport	Driving Licences	Income Tax Identity (PAN) Cards	Service Identity Cards with photo issued to its employees by State / Central Govt. etc.	Passbooks issued by Banks etc. with photo (A/C opened upto 30-09-2012)	Freedom Fighter ID Card with photo	SC / ST / OBC Cert. Issued by Competent Autho. with photo (issued upto 30-09-2012)	Physical Handicap Cert. issued by Competent Authority (issued upto 30-09-2012)	Arm Licences with photo (issued upto 30-09-2012)	Job Cards issued under NREGA with photo (issued upto 30-09-2012)	Property Documents Such as Pattas / Regi. Deeds etc. with photo	Pension Doc. with photo (issued upto 30-09-2012)	Health Insurance Scheme Smart Card with photo (Min. Of Labour Scheme, issued upto 30-09-2012)	Smart Card issued by RGI under the scheme of National Population Register (NPR)	Adhar Card issued by UIDAI	
23	Tapi	420850	650	7	365	90	31	10	0	54	9	0	0	53	0	6	6	1	18
24	Dangs	144382	184	0	50	31	12	21	0	0	2	0	58	0	0	10	0	0	0
25	Navsari	908863	3176	237	1543	527	586	44	4	52	5	7	14	7	21	3	23	103	
26	Valsad	1043225	12078	1730	4256	2388	2914	111	97	45	20	13	21	53	9	10	3	408	
Total of State			214978	14006	112154	37326	24866	6437	532	1631	604	165	2938	234	2552	794	567	10172	

29. Details of Votes polled with Alternate Documents - Assembly Constituency wise

No. & Name of Assembly Constituency	Total Electors	No. of Votes polled with Alternate Documents	No. of Votes polled with Alternate Documents viz.																		
			Passport	Driving Licences	Income Tax Identity (PAN) Cards	Service Identity Cards with photo issued to its employees by State / Central Govt. etc.	Passbooks issued by Banks etc. with photo (A/C opened upto 30-09-2012)	Freedom Fighter ID Card with photo	SC / ST / OBC Cert. issued by Competent Autho. with photo (issued upto 30-09-2012)	Physical Handicap Cert. issued by Competent Authority (issued upto 30-09-2012)	Arm Licences with photo (issued upto 30-09-2012)	Job Cards issued under NREGA with photo (issued upto 30-09-2012)	Property Documents Such as Pattas / Regl. Deeds etc. with photo	Pension Doc. with photo (issued upto 30-09-2012)	Health Insurance Scheme Smart Card with photo (Mint. Of Labour Scheme, issued upto 30-09-2012)	Smart Card issued by RGI under the scheme of National Population Register (NPR)	Adhar Card issued by UIDAI				
District : Kachchh																					
1	Abdasa	195125	378	0	296	59	11	4	4	0	0	2	0	0	1	0	1	4	0	0	0
2	Mandvi	193702	740	23	452	162	21	58	0	0	0	6	0	0	1	0	0	3	2	2	12
3	Bhuj	223841	1539	49	972	401	63	16	3	0	0	13	0	4	0	0	5	5	0	0	8
4	Anjar	191008	1311	4	952	283	17	47	2	0	0	3	0	0	0	0	0	3	0	0	0
5	Gandhidham (SC)	225718	1819	28	1235	493	40	18	0	0	0	1	0	0	0	2	2	2	0	0	0
6	Rapar	188312	848	5	574	155	56	5	4	6	2	9	17	0	2	9	2	9	0	0	4
Total of District			6635	109	4481	1553	208	148	9	6	27	9	23	0	10	26	2	24			
District : Banaskantha																					
7	Vav	225990	245	1	175	36	10	4	0	1	3	0	2	0	0	4	0	0	0	0	9
8	Tharad	189219	1956	65	573	42	3	3	0	0	2	8	8	1	918	4	0	329			
9	Dhanera	206576	514	0	89	0	0	0	0	0	0	0	425	0	0	0	0	0	0	0	
10	Danta (ST)	194418	284	2	178	77	12	3	0	0	1	0	1	0	0	3	1	6			
11	Vadgam (SC)	233612	916	13	125	45	25	697	1	0	0	0	1	0	2	0	0	7			
12	Palanpur	221190	647	13	397	148	22	5	3	1	2	1	2	0	0	2	0	51			
13	Deesa	221733	2903	544	214	99	2002	6	0	0	1	0	7	0	4	0	1	25			
14	Deodar	189613	229	1	183	45	0	0	0	0	0	0	0	0	0	0	0	0	0	0	
15	Kankrej	228255	102	0	59	14	13	0	0	0	0	0	1	0	0	1	2	12			
Total of District			7796	639	1993	506	2087	718	4	2	9	9	447	1	924	14	4	439			

No. & Name of Assembly Constituency	Total Electors	No. of Votes polled with Alternate Documents	No. of Votes polled with Alternate Documents viz.														
			Passport	Driving Licences	Income Tax Identity (PAN) Cards	Service Identity Cards with photo issued to its employees by State / Central Govt. etc.	Passbooks issued by Banks etc. with photo (A/C opened upto 30-09-2012)	Freedom Fighter ID Card with photo	SC / ST / OBC Cert. Issued by Competent Autho. with photo (issued upto 30-09-2012)	Physical Handicap Cert. issued by Competent Authority (issued upto 30-09-2012)	Arm Licences with photo (issued upto 30-09-2012)	Job Cards issued under NREGA with photo (issued upto 30-09-2012)	Property Documents Such as Pattas / Regl. Deeds etc. with photo	Pension Doc. with photo (issued upto 30-09-2012)	Health Insurance Scheme Smart Card with photo (Min. Of Labour Scheme, issued upto 30-09-2012)	Smart Card issued by RGI under the scheme of National Population Register (NPR)	Ahar Card issued by UIDAI
District : Patan																	
16 Radhanpur	220202	189	3	135	21	17	4	0	0	3	0	2	0	0	4	0	0
17 Chanasma	229223	379	10	242	87	14	1	0	0	8	0	4	0	0	4	0	9
18 Patan	232068	287	3	171	67	13	4	0	0	2	0	2	0	0	1	1	23
19 Sidhpur	209016	158	1	86	46	9	6	0	0	0	0	3	0	0	1	0	6
Total of District	890509	1013	17	634	221	53	15	0	0	13	0	11	0	0	10	1	38
District : Mahesana																	
20 Kheralu	177620	112	0	61	49	0	0	0	0	0	0	0	0	0	0	0	2
21 Unjha	193545	317	4	217	56	24	1	1	0	3	0	0	0	0	0	0	11
22 Visnagar	187718	5670	882	1286	1241	821	0	175	590	0	0	1	0	0	0	10	664
23 Becharaji	202850	2027	146	377	87	575	145	1	1	2	0	0	0	0	1	0	692
24 Kadi (SC)	227492	4869	140	392	1225	1004	1590	0	218	80	0	120	0	0	100	0	0
25 Mahesana	216149	1453	0	107	18	0	15	0	0	37	0	1025	0	0	236	0	15
26 Vijapur	189359	552	3	217	99	60	4	0	2	0	0	0	0	1	1	134	31
Total of District	1394733	15000	1175	2657	2775	2484	1755	177	811	122	0	1146	0	1	338	144	1415

No. & Name of Assembly Constituency	Total Electors	No. of Votes polled with Alternate Documents	No. of Votes polled with Alternate Documents viz.														
			Passport	Driving Licences	Income Tax Identity (PAN) Cards	Service Identity Cards with photo issued to its employees by State / Central Govt. etc.	Passbooks issued by Banks etc. with photo (A/C opened upto 30-09-2012)	Freedom Fighter ID Card with photo	SC / ST / OBC Cert. Issued by Competent Autho. with photo (issued upto 30-09-2012)	Physical Handicap Cert. issued by Competent Authority (issued upto 30-09-2012)	Arm Licences with photo (issued upto 30-09-2012)	Job Cards issued under NREGA with photo (issued upto 30-09-2012)	Property Documents Such as Pattas / Regl. Deeds etc. with photo	Pension Doc. with photo (issued upto 30-09-2012)	Health Insurance Scheme Smart Card with photo (Min. Of Labour Scheme, issued upto 30-09-2012)	Smart Card issued by RGI under the scheme of National Population Register (NPR)	Adhar Card issued by UIDAI
District : Sabarkantha																	
27 Himatnagar	218124	681	21	403	169	56	7	2	2	1	5	1	0	7	4	0	3
28 Idar (SC)	230652	3952	0	755	384	832	152	0	241	0	0	245	0	1343	0	0	0
29 Khedbrahma (ST)	196217	62	0	50	12	0	0	0	0	0	0	0	0	0	0	0	0
30 Bhiloda (ST)	238423	282	25	137	71	20	9	2	1	0	0	1	0	1	0	0	15
31 Modasa	215755	547	38	281	87	79	8	0	0	1	0	24	0	2	1	0	26
32 Bayad	200485	251	6	90	23	5	1	0	0	0	0	122	0	1	0	1	2
33 Prantij	211457	433	2	310	73	33	3	0	0	0	0	2	0	0	0	2	8
Total of District	1511113	6208	92	2026	819	1025	180	4	244	2	5	395	0	1354	5	3	54
District : Gandhinagar																	
34 Dehgam	174113	2238	964	1035	98	45	18	1	20	1	0	42	0	0	7	0	7
35 Gandhinagar South	241765	2287	26	745	166	1285	21	0	0	3	2	2	0	1	4	2	30
36 Gandhinagar North	203782	3994	980	825	630	840	30	20	0	50	40	32	4	25	2	16	500
37 Mansa	192503	817	36	588	138	31	11	0	1	5	0	1	0	1	3	0	2
38 Kalol	187212	1074	66	593	258	93	4	0	27	5	0	0	0	7	5	1	15
Total of District	999375	10410	2072	3786	1290	2294	84	21	48	64	42	77	4	34	21	19	554

No. & Name of Assembly Constituency	Total Electors	No. of Votes polled with Alternate Documents	No. of Votes polled with Alternate Documents viz.														Ahar Card issued by UIDAI					
			Passport	Driving Licences	Income Tax Identity (PAN) Cards	Service Identity Cards with photo issued to its employees by State / Central Govt. etc.	Passbooks issued by Banks etc. with photo (A/C opened upto 30-09-2012)	Freedom Fighter ID Card with photo	SC / ST / OBC Cert. Issued by Competent Autho. with photo (issued upto 30-09-2012)	Physical Handicap Cert. Authority (issued upto 30-09-2012)	Arm Licences with photo (issued upto 30-09-2012)	Job Cards issued under NREGA with photo (issued upto 30-09-2012)	Property Documents Such as Pattas / Regi. Deeds etc. with photo	Pension Doc. with photo (issued upto 30-09-2012)	Health Insurance Scheme Smart Card with photo (issued upto 30-09-2012)	Smart Card issued by RGI under the scheme of National Population Register (NPR)						
District : Ahmedabad																						
39 Viramgam	241066	839	10	515	240	2	1	0	0	0	0	0	0	0	0	0	0	0	1	1	2	68
40 Sanand	207282	1540	120	630	12	0	0	0	2	0	0	0	0	0	0	3	0	2	1	1	0	770
41 Ghatlodia	285998	3638	851	698	1265	10	0	0	2	0	2	0	0	0	0	0	0	2	0	0	0	810
42 Vejalpur	273336	2140	82	1199	491	162	23	2	0	14	0	2	0	0	0	0	0	0	3	1	1	161
43 Vatva	230201	937	15	645	201	32	7	1	0	0	1	0	0	0	1	0	0	1	1	0	0	33
44 Ellisbridge	223354	2526	123	1522	572	144	6	6	0	3	0	0	0	0	0	0	0	3	1	18	128	
45 Naranpura	213768	2210	102	1453	302	101	10	0	5	0	0	0	0	0	0	0	5	45	2	3	182	
46 Nikol	212140	1124	2	820	90	0	120	0	0	0	0	0	0	0	0	0	0	0	0	0	0	92
47 Naroda	221421	416	15	257	108	16	1	0	0	0	0	0	0	0	0	0	0	0	0	1	18	
48 Thakkarbapa Nagar	205049	486	11	236	140	0	9	0	0	0	0	0	0	0	0	0	0	0	0	0	0	90
49 Bapunagar	166708	997	30	658	178	55	1	1	2	4	0	0	0	0	0	0	0	2	0	0	5	61
50 Amraiwadi	243098	420	2	259	114	35	7	0	1	0	0	0	0	0	0	0	0	0	0	0	0	2
51 Dariapur	175578	851	25	596	158	0	22	0	0	0	0	0	0	0	0	0	0	0	0	0	0	50
52 Jamalpur - Khadia	182379	1599	46	1011	341	72	8	1	2	0	0	0	0	0	0	0	0	6	2	5	105	
53 Maninagar	227982	2202	325	1485	315	0	7	0	0	0	0	0	0	0	0	0	0	0	0	0	0	70
54 Danilimda (SC)	201385	991	35	625	170	0	27	0	0	0	0	0	0	0	0	0	0	0	0	0	0	134
55 Sabarmati	215790	2560	494	1293	364	89	18	12	13	14	17	16	17	17	21	20	20	21	20	20	20	152
56 Asarwa (SC)	184352	1366	43	855	323	103	1	0	0	3	0	1	0	0	0	0	0	0	1	2	2	34
57 Daskroi	241981	627	20	328	171	88	0	0	0	0	0	0	1	0	0	0	0	0	1	1	1	17
58 Dholka	203674	477	22	318	76	24	31	0	2	0	0	0	0	0	0	0	0	0	1	0	0	3
59 Dhandhuka	214234	841	25	505	88	10	99	0	0	0	0	0	0	0	0	0	0	2	1	1	1	110
Total of District	4570776	28787	2398	15908	5719	943	398	23	29	38	18	22	23	84	35	59	3090					

No. & Name of Assembly Constituency	Total Electors	No. of Votes polled with Alternate Documents	No. of Votes polled with Alternate Documents viz.															
			Passport	Driving Licences	Income Tax Identity (PAN) Cards	Service Identity Cards with photo issued to its employees by State / Central Govt. etc.	Passbooks issued by Banks etc. with photo (A/C opened upto 30-09-2012)	Freedom Fighter ID Card with photo	SC / ST / OBC Cert. Issued by Competent Autho. with photo (issued upto 30-09-2012)	Physical Handicap Cert. issued by Competent Authority (issued upto 30-09-2012)	Arm Licences with photo (issued upto 30-09-2012)	Job Cards issued under NREGA with photo (issued upto 30-09-2012)	Property Documents Such as Pattas / Regi. Deeds etc. with photo	Pension Doc. with photo (issued upto 30-09-2012)	Health Insurance Scheme Smart Card with photo (Min. Of Labour Scheme, issued upto 30-09-2012)	Smart Card issued by RGI under the scheme of National Population Register (NPR)	Ahar Card issued by UIDAI	
District : Surendranagar																		
60 Dasada (SC)	204650	281	0	195	47	14	12	0	1	1	1	0	0	0	0	2	0	2
61 Limbdi	226134	839	6	587	127	28	16	0	1	6	0	0	0	1	11	1	1	55
62 Wadhwan	230775	570	17	384	74	61	0	1	0	1	0	0	0	1	3	3	3	16
63 Chotila	200147	959	11	716	160	27	11	2	0	2	0	2	0	0	5	1	1	22
64 Dhrangadhra	243384	806	5	534	191	31	6	0	0	8	0	0	0	1	1	0	0	29
Total of District	1105090	3455	39	2416	599	161	45	3	2	18	0	0	9	3	22	5	26	124
District : Rajkot																		
65 Morbi	219360	1046	763	59	193	14	5	0	0	0	0	3	0	2	1	0	0	6
66 Tankara	196551	875	0	445	430	0	0	0	0	0	0	0	0	0	0	0	0	0
67 Wankaner	204550	1133	3	852	136	17	13	2	2	3	1	3	1	0	4	0	0	96
68 Rajkot East	210190	2501	10	1969	387	65	7	1	3	1	0	0	0	4	7	0	0	47
69 Rajkot West	262402	3127	127	2207	508	117	17	2	0	2	1	1	1	6	1	2	2	135
70 Rajkot South	211786	4283	153	2966	885	120	19	0	0	5	0	0	0	2	4	3	3	126
71 Rajkot Rural (SC)	224151	1987	25	1595	268	53	8	0	7	4	0	2	0	3	4	1	1	17
72 Jasdian	202458	775	15	560	106	9	8	0	0	0	0	6	0	0	3	0	0	68
73 Gondal	192911	810	3	635	121	23	6	0	11	0	0	0	0	0	1	0	0	10
74 Jetpur	231127	808	2	718	41	13	11	0	0	0	4	0	2	0	0	0	0	17
75 Dhoraji	231192	990	7	613	153	54	23	0	2	1	15	4	0	1	1	0	0	116
Total of District	2386678	18335	1108	12619	3228	485	117	5	25	16	21	19	4	18	26	6	638	

No. & Name of Assembly Constituency	Total Electors	No. of Votes polled with Alternate Documents	No. of Votes polled with Alternate Documents viz.																	
			Passport	Driving Licences	Income Tax Identity (PAN) Cards	Service Identity Cards with photo issued to its employees by State / Central Govt. etc.	Passbooks issued by Banks etc. with photo (A/C opened upto 30-09-2012)	Freedom Fighter ID Card with photo	SC / ST / OBC Cert. Issued by Competent Autho. with photo (issued upto 30-09-2012)	Physical Handicap Cert. issued by Competent Authority (issued upto 30-09-2012)	Arm Licences with photo (issued upto 30-09-2012)	Job Cards issued under NREGA with photo (issued upto 30-09-2012)	Property Documents Such as Pattas / Regl. Deeds etc. with photo	Pension Doc. with photo (issued upto 30-09-2012)	Health Insurance Scheme Smart Card with photo (Min. Of Labour Scheme, issued upto 30-09-2012)	Smart Card issued by RGI under the scheme of National Population Register (NPR)	Aadhar Card issued by UIDAI			
District : Jamnagar																				
76 Kalavad (SC)	194599	981	0	814	89	35	4	0	15	2	0	0	1	0	0	0	1	0	0	20
77 Jamnagr Rural	185818	1912	11	1284	246	109	35	0	2	3	0	0	3	0	0	0	17	12	190	174
78 Jamnagar North	182462	1442	3	896	272	20	38	0	3	4	2	11	1	1	4	4	4	10	174	98
79 Jamnagar South	184017	1166	0	667	248	135	3	0	2	3	1	1	1	0	0	0	0	8	98	1
80 Jamjodhpur	180373	1082	4	771	198	73	6	0	0	5	0	12	8	1	3	3	0	0	1	16
81 Khambhalla	230716	1016	21	812	92	17	34	0	1	4	1	3	6	0	8	1	6	1	16	65
82 Dwarka	223706	1313	22	481	228	353	21	0	6	5	2	2	1	0	6	121	6	121	65	564
Total of District	1381691	8912	61	5725	1373	742	141	0	29	26	6	33	16	5	39	152	564	295	295	295
District : Porbandar																				
83 Porbandar	212381	1238	33	585	318	52	9	0	2	5	0	5	0	0	2	1	226	69	69	295
84 Kutiyana	177884	780	11	503	142	37	3	1	0	7	1	0	0	0	3	3	69	69	295	295
Total of District	390265	2018	44	1088	460	89	12	1	2	12	1	5	0	0	5	4	295	295	295	295

No. & Name of Assembly Constituency	Total Electors	No. of Votes polled with Alternate Documents	No. of Votes polled with Alternate Documents viz.															
			Passport	Driving Licences	Income Tax Identity (PAN) Cards	Service Identity Cards with photo issued to its employees by State / Central Govt. etc.	Passbooks issued by Banks etc. with photo (A/C opened upto 30-09-2012)	Freedom Fighter ID Card with photo	SC / ST / OBC Cert. Issued by Competent Autho. with photo (issued upto 30-09-2012)	Physical Handicap Cert. issued by Competent Authority (issued upto 30-09-2012)	Arm Licences with photo (issued upto 30-09-2012)	Job Cards issued under NREGA with photo (issued upto 30-09-2012)	Property Documents Such as Pattas / Regl. Deeds etc. with photo	Pension Doc. with photo (issued upto 30-09-2012)	Health Insurance Scheme Smart Card with photo (Min. Of Labour Scheme, issued upto 30-09-2012)	Smart Card issued by RGI under the scheme of National Population Register (NPR)	Aadhar Card issued by UIDAI	
District : Junagadh																		
85	Manavadar	217307	1737	5	1247	256	52	18	6	5	8	0	23	0	2	7	7	101
86	Junagadh	231502	1118	7	568	196	298	0	25	0	1	0	1	0	0	1	0	21
87	Visavadar	224285	1340	0	948	172	143	4	1	0	9	2	12	1	0	2	15	31
88	Keshod	200842	1063	10	695	222	23	11	2	1	5	0	7	0	0	1	0	86
89	Mangrol	180879	791	12	546	134	46	12	0	0	4	7	3	0	1	8	1	17
90	Somnath	205707	1255	20	699	342	36	102	0	1	0	1	6	0	0	4	4	40
91	Talala	182493	2873	16	2742	38	0	42	0	3	32	0	0	0	0	0	0	0
92	Kodinar (SC)	184559	438	23	285	98	6	8	0	1	0	0	0	0	0	3	14	0
93	Una	205406	1583	29	1217	78	68	137	18	14	18	0	0	0	0	4	0	0
Total of District			12198	122	8947	1536	672	334	52	25	77	10	52	1	3	30	41	296
District : Amreli																		
94	Dhari	194476	419	5	342	51	12	4	0	0	3	0	0	0	1	1	0	0
95	Amreli	248425	1130	11	884	162	42	3	0	2	3	0	17	0	1	3	2	0
96	Lathi	184877	1019	7	708	148	40	27	0	25	16	1	14	10	8	8	7	0
97	Savarkundla	211777	267	5	201	43	7	2	0	1	2	0	2	0	1	2	1	0
98	Rajula	209634	442	4	307	78	21	15	0	2	0	0	12	1	0	2	0	0
Total of District			3277	32	2442	482	122	51	0	30	24	1	45	11	11	16	10	0

No. & Name of Assembly Constituency	Total Electors	No. of Votes polled with Alternate Documents	No. of Votes polled with Alternate Documents viz.																											
			Passport	Driving Licences	Income Tax Identity (PAN) Cards	Service Identity Cards with photo issued to its employees by State / Central Govt. etc.	Passbooks issued by Banks etc. with photo (A/C opened upto 30-09-2012)	Freedom Fighter ID Card with photo	SC / ST / OBC Cert. Issued by Competent Autho. with photo (issued upto 30-09-2012)	Physical Handicap Cert. issued by Competent Authority (issued upto 30-09-2012)	Arm Licences with photo (issued upto 30-09-2012)	Job Cards issued under NREGA with photo (issued upto 30-09-2012)	Property Documents Such as Pattas / Regl. Deeds etc. with photo	Pension Doc. with photo (issued upto 30-09-2012)	Health Insurance Scheme Smart Card with photo (Min. Of Labour Scheme, issued upto 30-09-2012)	Smart Card issued by RGI under the scheme of National Population Register (NPR)	Ahar Card issued by UIDAI													
District : Bhavnagar																														
99 Mahuva	181011	185	0	142	34	5	0	0	0	0	0	1	0	0	3	0	0	0	0	0	0	0	0	0	0	0	0	0		
100 Talaja	190784	229	2	198	15	5	1	1	0	0	0	3	0	0	0	0	0	0	0	0	0	0	0	0	0	3	0	0	1	
101 Gariadhar	183236	312	2	237	52	9	3	0	0	0	0	4	0	0	0	0	0	0	0	0	0	0	0	0	1	2	0	0	2	
102 Palitana	223737	442	1	280	46	9	83	3	0	0	0	3	0	0	0	0	0	0	0	0	0	0	0	0	1	1	0	0	15	
103 Bhavnagar Rural	221183	926	56	639	151	25	5	1	1	1	4	4	0	0	0	0	0	0	0	0	0	0	0	0	1	2	0	0	41	
104 Bhavnagar East	211832	907	5	645	197	40	2	0	0	0	2	2	0	0	0	0	0	0	0	0	0	0	0	0	0	0	0	0	16	
105 Bhavnagar West	205089	1053	8	759	215	42	7	0	0	0	1	1	0	0	1	0	2	1	1	0	1	1	0	0	2	1	1	1	16	
106 Gadhada (SC)	220997	314	14	154	125	15	0	0	0	0	0	1	0	0	0	0	0	0	0	0	0	0	0	0	0	1	1	4	0	
107 Botad	224400	104	2	68	20	3	0	0	0	0	0	0	0	0	1	0	0	0	0	0	0	0	0	0	0	0	0	0	10	
Total of District	1862269	4472	90	3122	855	153	101	5	1	19	0	0	0	0	5	0	5	0	1	0	0	0	0	0	0	0	0	0	101	
District : Anand																														
108 Khambhat	194472	644	18	379	139	53	12	2	0	0	6	0	0	0	0	0	0	0	0	0	0	0	0	0	1	0	0	0	0	34
109 Borsad	211632	607	15	400	178	13	0	0	0	0	0	0	0	0	0	0	0	0	0	0	0	0	0	0	0	0	0	0	0	1
110 Anklav	179384	385	5	254	91	16	1	0	0	0	2	0	0	1	0	0	0	0	0	0	0	0	0	0	0	0	3	1	11	
111 Umreth	216950	4	0	0	0	3	1	0	0	0	0	0	0	0	0	0	0	0	0	0	0	0	0	0	0	0	0	0	0	0
112 Anand	231715	1274	50	810	313	27	15	0	0	0	2	0	0	0	0	0	0	0	0	0	0	0	0	0	0	0	0	0	9	48
113 Petlad	196350	282	5	216	37	10	0	2	2	4	0	0	0	0	2	0	0	0	0	0	0	0	0	0	0	0	0	0	4	
114 Sojitra	177076	133	5	89	31	6	1	0	0	0	1	0	0	0	0	0	0	0	0	0	0	0	0	0	0	0	0	0	0	0
Total of District	1407579	3329	98	2148	789	128	30	4	2	15	0	0	0	0	3	0	1	3	0	1	0	0	0	0	0	0	0	0	98	

No. & Name of Assembly Constituency	Total Electors	No. of Votes polled with Alternate Documents	No. of Votes polled with Alternate Documents viz.														Adhar Card issued by UIDAI			
			Passport	Driving Licences	Income Tax Identity (PAN) Cards	Service Identity Cards with photo issued to its employees by State / Central Govt. etc.	Passbooks issued by Banks etc. with photo (A/C opened upto 30-09-2012)	Freedom Fighter ID Card with photo	SC / ST / OBC Cert. Issued by Competent Autho. with photo (issued upto 30-09-2012)	Physical Handicap Cert. issued by Competent Authority (issued upto 30-09-2012)	Arm Licences with photo (issued upto 30-09-2012)	Job Cards issued under NREGA with photo (issued upto 30-09-2012)	Property Documents Such as Pattas / Regl. Deeds etc. with photo	Pension Doc. with photo (issued upto 30-09-2012)	Health Insurance Scheme Smart Card with photo (Min. Of Labour Scheme, issued upto 30-09-2012)	Smart Card issued by RGI under the scheme of National Population Register (NPR)				
District : Kheda																				
115	Matar	201621	421	4	315	80	8	2	0	0	0	0	0	0	2	0	3	5	0	2
116	Nadiad	223541	2215	296	853	461	81	4	10	0	0	3	0	2	2	0	2	2	0	501
117	Mehmedabad	202220	1074	400	322	57	279	8	1	0	0	1	0	2	0	0	0	0	0	4
118	Mahudha	198173	552	18	123	80	241	22	1	0	0	5	0	1	0	1	3	1	1	56
119	Thasra	227145	494	418	28	0	8	0	0	2	11	3	0	28	0	4	6	0	0	0
120	Kapadvanj	242415	7316	43	895	183	6144	10	2	11	3	3	0	7	3	0	8	0	4	4
121	Balasinor	233161	63	0	52	9	0	0	0	0	1	0	1	0	0	0	0	0	0	0
Total of District			12135	1179	2588	870	6761	46	14	13	13	3	36	7	13	4	3	16	9	567
District : Panchmahal																				
122	Lunawada	235839	311	3	190	79	2	5	1	1	4	2	11	0	0	1	0	0	0	12
123	Santrampur (ST)	181358	72	0	37	1	0	0	0	0	0	0	0	0	0	0	0	0	0	34
124	Shehra	206100	283	1	173	28	39	12	0	10	2	0	12	1	0	0	0	0	0	5
125	Morva Hadaf (ST)	172225	141	4	84	22	11	6	0	0	1	0	4	0	0	0	0	0	0	9
126	Godhra	220041	781	47	433	172	80	20	2	0	3	0	2	2	0	0	0	0	0	20
127	Kalol	209043	1529	456	485	77	156	313	0	42	0	0	0	0	0	0	0	0	0	0
128	Halol	219544	188	4	115	45	9	4	1	0	1	0	1	0	3	3	0	0	0	2
Total of District			3305	515	1517	424	297	360	4	53	11	2	30	3	3	4	0	82		

No. & Name of Assembly Constituency	Total Electors	No. of Votes polled with Alternate Documents	No. of Votes polled with Alternate Documents viz.														
			Passport	Driving Licences	Income Tax Identity (PAN) Cards	Service Identity Cards with photo issued to its employees by State / Central Govt. etc.	Passbooks issued by Banks etc. with photo (A/C opened upto 30-09-2012)	Freedom Fighter ID Card with photo	SC / ST / OBC Cert. Issued by Competent Autho. with photo (issued upto 30-09-2012)	Physical Handicap Cert. issued by Competent Authority (issued upto 30-09-2012)	Arm Licences with photo (issued upto 30-09-2012)	Job Cards issued under NREGA with photo (issued upto 30-09-2012)	Property Documents Such as Pattas / Regl. Deeds etc. with photo	Pension Doc. with photo (issued upto 30-09-2012)	Health Insurance Scheme Smart Card with photo (issued upto 30-09-2012)	Smart Card issued by RGI under the scheme of National Population Register (NPR)	Aadhar Card issued by UIDAI
District : Dahod																	
129	Fatepura (ST)	181278	90	21	0	0	0	0	0	0	0	0	0	0	0	0	0
130	Jhalod (ST)	195849	125	38	37	5	39	1	0	1	0	0	0	0	0	0	1
131	Limkheda (ST)	167245	94	0	0	42	0	0	0	0	0	0	0	0	0	0	0
132	Dahod (ST)	206118	489	138	55	47	32	0	0	0	0	85	0	0	0	0	0
133	Garbada (ST)	208039	12	3	3	1	2	0	0	0	0	3	0	0	0	0	0
134	Devgadbaria	200137	336	50	69	60	15	0	0	1	0	14	0	0	1	0	5
Total of District			1146	373	164	155	88	1	0	2	0	171	0	0	1	0	6
District : Vadodara																	
135	Savli	189369	460	17	83	27	19	0	0	1	0	1	0	0	2	0	3
136	Vaghodia	200285	451	3	57	39	13	0	0	0	0	73	19	0	11	5	2
137	Chhota Udaipur (ST)	213186	130	2	16	6	2	0	2	0	0	0	0	0	0	0	0
138	Jetpur (ST)	216542	204	16	40	18	27	0	0	0	0	2	0	0	0	0	9
139	Sankheda (ST)	234636	129	2	21	5	15	0	0	0	1	22	1	0	2	0	1
140	Dabhoi	185730	970	3	27	174	165	0	108	20	0	0	48	8	1	1	0
141	Vadodara City (SC)	232676	8	2	0	0	0	0	0	0	0	0	0	0	0	0	0
142	Sayajigunj	234557	1037	33	603	47	3	0	0	1	0	0	0	0	1	1	27
143	Akota	215168	1641	76	745	179	24	1	0	1	0	0	0	3	0	0	43
144	Raopura	237621	2012	44	331	117	22	0	0	0	0	0	0	0	0	0	209
145	Manjalpur	196931	956	10	411	20	16	0	0	0	0	15	0	0	4	0	26
146	Padra	195685	67	0	12	0	0	0	0	0	0	0	0	0	0	0	0
147	Karjan	179833	553	128	187	0	0	0	0	0	0	43	0	6	18	0	0
Total of District			8618	336	2075	632	306	1	110	23	1	156	68	17	39	7	320

No. & Name of Assembly Constituency	Total Electors	No. of Votes polled with Alternate Documents	No. of Votes polled with Alternate Documents viz.																	
			Passport	Driving Licences	Income Tax Identity (PAN) Cards	Service Identity Cards with photo issued to its employees by State / Central Govt. etc.	Passbooks issued by Banks etc. with photo (A/C opened upto 30-09-2012)	Freedom Fighter ID Card with photo	SC / ST / OBC Cert. Issued by Competent Autho. with photo (issued upto 30-09-2012)	Physical Handicap Cert. issued by Competent Authority (issued upto 30-09-2012)	Arm Licences with photo (issued upto 30-09-2012)	Job Cards issued under NREGA with photo (issued upto 30-09-2012)	Property Documents Such as Pattas / Regi. Deeds etc. with photo	Pension Doc. with photo (issued upto 30-09-2012)	Health Insurance Scheme Smart Card with photo (Min. Of Labour Scheme, issued upto 30-09-2012)	Smart Card issued by RGI under the scheme of National Population Register (NPR)	Aadhar Card issued by UIDAI			
District : Narmada																				
148 Nandod (ST)	202705	546	33	338	73	29	14	1	0	0	0	2	39	2	0	0	0	0	0	15
149 Dediapada (ST)	170857	9	0	4	3	0	0	0	0	0	0	0	2	0	0	0	0	0	0	0
Total of District	373562	555	33	342	76	29	14	1	0	0	0	2	41	2	0	0	0	0	0	15
District : Bharuch																				
150 Jambusar	200347	209	1	142	40	3	1	0	0	0	1	0	17	0	0	0	0	0	3	1
151 Vagra	171990	281	19	171	91	0	0	0	0	0	0	0	0	0	0	0	0	0	0	0
152 Jhagadia (ST)	208983	55	0	26	0	17	12	0	0	0	0	0	0	0	0	0	0	0	0	0
153 Bharuch	215907	632	9	381	190	30	11	0	1	0	0	0	0	0	0	0	0	0	0	10
154 Ankleshwar	189525	427	13	244	131	12	18	0	0	0	0	0	0	0	0	0	2	0	0	7
Total of District	986752	1604	42	964	452	62	42	0	1	1	1	0	17	0	0	2	0	3	18	

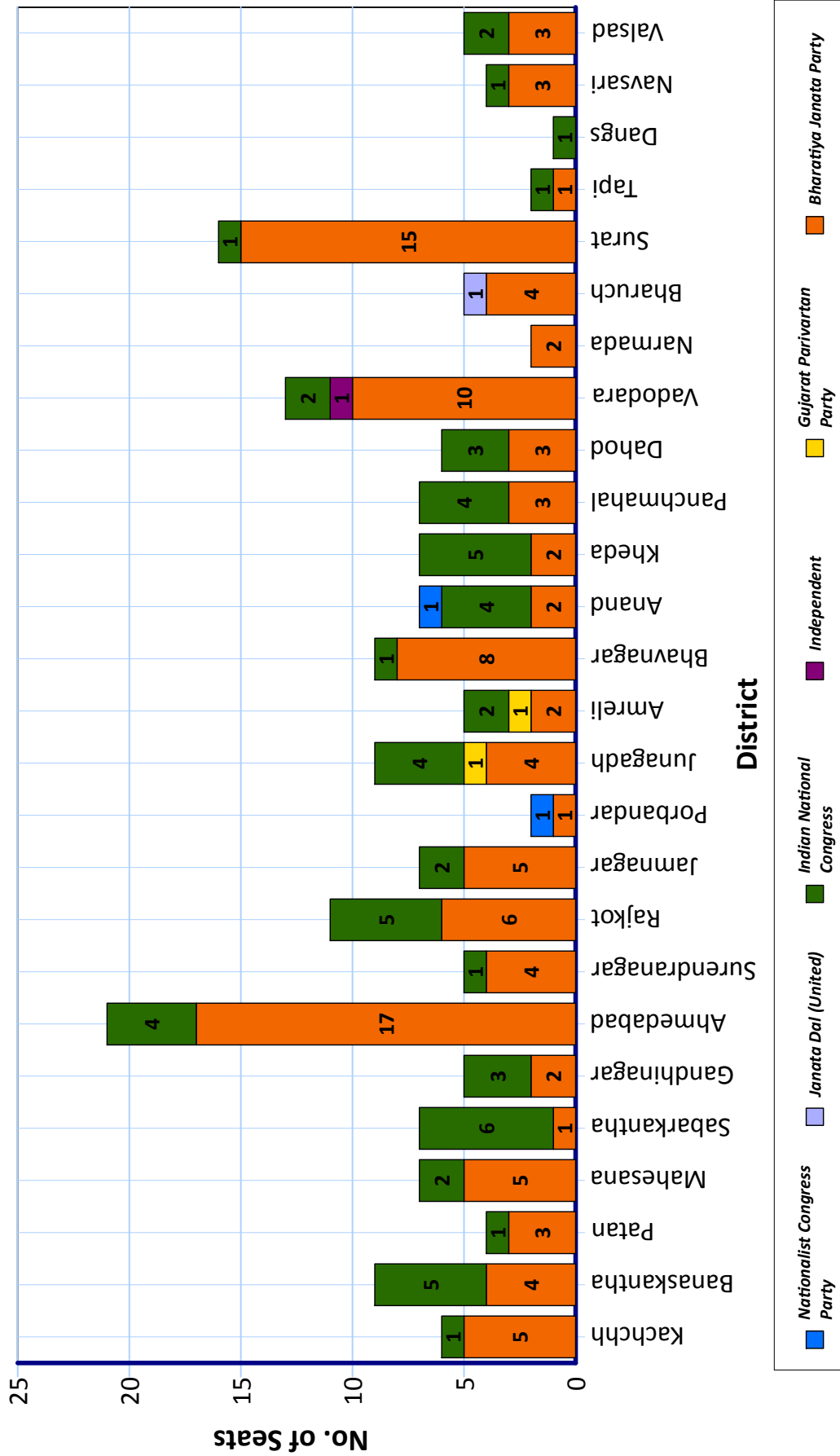
No. & Name of Assembly Constituency	Total Electors	No. of Votes polled with Alternate Documents	No. of Votes polled with Alternate Documents viz.															
			Passport	Driving Licences	Income Tax Identity (PAN) Cards	Service Identity Cards with photo issued to its employees by State / Central Govt. etc.	Passbooks issued by Banks etc. with photo (A/C opened upto 30-09-2012)	Freedom Fighter ID Card with photo	SC / ST / OBC Cert. Issued by Competent Autho. with photo (issued upto 30-09-2012)	Physical Handicap Cert. issued by Competent Authority (issued upto 30-09-2012)	Arm Licences with photo (issued upto 30-09-2012)	Job Cards issued under NREGA with photo (issued upto 30-09-2012)	Property Documents Such as Pattas / Regl. Deeds etc. with photo	Pension Doc. with photo (issued upto 30-09-2012)	Health Insurance Scheme Smart Card with photo (Min. Of Labour Scheme, issued upto 30-09-2012)	Smart Card issued by RGI under the scheme of National Population Register (NPR)	Ahar Card issued by UIDAI	
District : Surat																		
155	Olpad	270129	3506	22	2467	714	139	10	0	6	8	8	19	1	1	58	11	42
156	Mangrol (ST)	173942	1748	106	554	141	79	850	0	3	0	0	8	0	0	4	0	3
157	Mandvi (ST)	209299	481	9	351	91	16	10	0	0	0	0	2	0	0	0	0	2
158	Kamrej	304621	4974	82	3632	728	150	168	3	16	1	0	1	0	1	17	6	169
159	Surat East	190805	2437	71	1666	629	47	14	0	2	3	0	1	0	3	0	1	0
160	Surat North	152006	2229	751	1065	313	36	4	1	0	2	0	0	1	4	2	3	47
161	Varachha Road	185463	3122	54	2326	515	63	7	1	0	5	0	4	2	3	3	10	129
162	Karanj	144161	2600	23	1697	571	75	6	2	2	4	0	0	1	1	1	6	211
163	Limbayat	224284	1386	60	868	324	45	61	4	0	0	0	0	0	3	0	0	21
164	Udhna	205622	1780	23	1150	521	27	13	1	0	3	0	0	0	1	3	0	38
165	Majura	219877	2039	75	1240	581	82	4	1	1	1	0	0	0	0	0	2	52
166	Katargam	241331	3021	42	1834	559	510	14	0	0	3	0	0	0	2	0	3	54
167	Surat West	196634	3299	157	2136	834	89	11	0	0	1	0	0	0	4	7	2	58
168	Choryasi	304392	3921	80	2531	875	302	14	20	2	2	5	2	0	4	4	1	79
169	Bardoli (SC)	200463	2227	75	1434	495	39	74	69	0	0	2	5	19	2	2	11	0
170	Mahuva (ST)	202872	912	16	686	133	42	6	0	15	3	0	7	1	1	2	0	0
Total of District			39682	1646	25637	8024	1741	1266	102	47	36	15	49	25	30	103	56	905
District : Tapi																		
171	Vyara (ST)	190846	379	7	251	66	24	8	0	0	1	0	1	0	1	4	1	15
172	Nizar (ST)	230004	271	0	114	24	7	2	0	54	8	0	52	0	5	2	0	3
Total of District			650	7	365	90	31	10	0	54	9	0	53	0	6	6	1	18

No. & Name of Assembly Constituency	Total Electors	No. of Votes polled with Alternate Documents	No. of Votes polled with Alternate Documents viz.														Adhar Card issued by UIDAI				
			Passport	Driving Licences	Income Tax Identity (PAN) Cards	Service Identity Cards with photo issued to its employees by State / Central Govt. etc.	Passbooks issued by Banks etc. with photo (A/C opened upto 30-09-2012)	Freedom Fighter ID Card with photo	SC / ST / OBC Cert. Issued by Competent Autho. with photo (issued upto 30-09-2012)	Physical Handicap Cert. issued by Competent Authority (issued upto 30-09-2012)	Arm Licences with photo (issued upto 30-09-2012)	Job Cards issued under NREGA with photo (issued upto 30-09-2012)	Property Documents Such as Pattas / Regl. Deeds etc. with photo	Pension Doc. with photo (issued upto 30-09-2012)	Health Insurance Scheme Smart Card with photo (Min. Of Labour Scheme, issued upto 30-09-2012)	Smart Card issued by RGI under the scheme of National Population Register (NPR)					
District : Dangs																					
173 Dangs (ST)	144382	184	0	50	31	12	12	21	0	0	0	2	0	0	58	0	0	10	0	0	0
Total of District	144382	184	0	50	31	12	12	21	0	0	0	2	0	0	58	0	0	10	0	0	0
District : Navsari																					
174 Jalalpore	196962	866	31	483	163	99	99	3	2	1	1	1	0	0	4	0	7	3	3	3	66
175 Navsari	209647	754	53	472	190	15	15	2	0	0	2	2	0	3	0	1	0	0	1	1	15
176 Gandevi (ST)	251437	1335	147	462	109	461	461	34	2	51	2	7	0	7	0	12	0	0	19	22	0
177 Vansda (ST)	250817	221	6	126	65	11	11	5	0	0	0	0	0	7	0	1	0	0	0	0	0
Total of District	908863	3176	237	1543	527	586	586	44	4	52	5	7	7	14	7	21	3	3	23	103	
District : Valsad																					
178 Dharampur (ST)	204811	389	23	249	71	6	6	30	0	3	0	0	0	5	0	1	0	0	0	0	1
179 Valsad	220044	2018	49	829	592	100	100	11	5	36	18	13	8	7	6	2	3	2	3	339	0
180 Pardi	197916	6396	1635	2393	621	1547	1547	32	87	3	1	0	3	0	1	5	0	1	5	0	68
181 Kaprada (ST)	206079	445	0	230	101	74	74	25	3	3	1	0	5	2	0	1	0	1	0	0	0
182 Umbergaon (ST)	214375	2830	23	555	1003	1187	1187	13	2	0	0	0	0	0	44	1	2	0	0	0	0
Total of District	1043225	12078	1730	4256	2388	2914	2914	111	97	45	20	13	21	53	9	10	3	408	567	10172	
Total of State	38077405	214978	14006	112154	37326	24866	24866	6437	532	1631	604	165	2938	234	2552	794	567	10172	567	10172	

30. Party wise Number of Candidates Elected from District

Sr. No.	Name of District	Total	Bharatiya Janata Party	Indian National Congress	Nationalist Congress Party	Gujarat Parivartan Party	Janata Dal (United)	Independent
1	Kachchh	6	5	1	0	0	0	0
2	Banaskantha	9	4	5	0	0	0	0
3	Patan	4	3	1	0	0	0	0
4	Mahesana	7	5	2	0	0	0	0
5	Sabarkantha	7	1	6	0	0	0	0
6	Gandhinagar	5	2	3	0	0	0	0
7	Ahmedabad	21	17	4	0	0	0	0
8	Surendranagar	5	4	1	0	0	0	0
9	Rajkot	11	6	5	0	0	0	0
10	Jamnagar	7	5	2	0	0	0	0
11	Porbandar	2	1	0	1	0	0	0
12	Junagadh	9	4	4	0	1	0	0
13	Amreli	5	2	2	0	1	0	0
14	Bhavnagar	9	8	1	0	0	0	0
15	Anand	7	2	4	1	0	0	0
16	Kheda	7	2	5	0	0	0	0
17	Panchmahal	7	3	4	0	0	0	0
18	Dahod	6	3	3	0	0	0	0
19	Vadodara	13	10	2	0	0	0	1
20	Narmada	2	2	0	0	0	0	0
21	Bharuch	5	4	0	0	0	1	0
22	Surat	16	15	1	0	0	0	0
23	Tapi	2	1	1	0	0	0	0
24	Dangs	1	0	1	0	0	0	0
25	Navsari	4	3	1	0	0	0	0
26	Valsad	5	3	2	0	0	0	0
Total of State		182	115	61	2	2	1	1

District wise Seats Won by Parties



31. Performance of Political Parties - District Wise

Party Name		No. of Contesting Candidates	Votes Polled	Seats Won	% of Seats	% of Votes
DISTRICT : KACHCHH						
RECOGNISED NATIONAL PARTIES						
1	Bahujan Samaj Party - BSP	6	16217	0	0.00	1.95
2	Bharatiya Janata Party - BJP	6	377306	5	83.33	45.42
3	Indian National Congress - INC	6	332183	1	16.67	39.98
Total		18	725706	6	100.00	87.35
REGISTERED POLITICAL PARTIES (OTHER THAN RECOGNISED NATIONAL PARTIES)						
1	Gujarat Parivartan Party - GPP	6	42444	0	0.00	5.11
2	Indian Justice Party - IJP	1	552	0	0.00	0.07
3	Janata Dal (United) - JD(U)	4	2518	0	0.00	0.30
4	Lok Jan Shakti Party - LJP	5	3294	0	0.00	0.40
5	Manavadhikar Janshakti Party - MaJP	1	1313	0	0.00	0.16
6	Republican Party of India (A) - RPI(A)	4	3785	0	0.00	0.46
7	Samajwadi Party - SP	3	2909	0	0.00	0.35
Total		24	56815	0	0.00	6.84
INDEPENDENTS						
1	Independent - IND	14	48250	0	0.00	5.81
Total		14	48250	0	0.00	5.81
Total of District		56	830771	6	100.00	100.00
DISTRICT : BANASKANTHA						
RECOGNISED NATIONAL PARTIES						
1	Bahujan Samaj Party - BSP	8	20086	0	0.00	1.39
2	Bharatiya Janata Party - BJP	9	599295	4	44.44	41.52
3	Indian National Congress - INC	9	630400	5	55.56	43.67
4	Nationalist Congress Party - NCP	1	30185	0	0.00	2.09
Total		27	1279966	9	100.00	88.67
REGISTERED POLITICAL PARTIES (OTHER THAN RECOGNISED NATIONAL PARTIES)						
1	Gujarat Parivartan Party - GPP	7	19179	0	0.00	1.33
2	Janata Dal (United) - JD(U)	2	2785	0	0.00	0.19
3	Lok Jan Shakti Party - LJP	7	12201	0	0.00	0.85
4	Republican Party of India (A) - RPI(A)	2	685	0	0.00	0.05
5	Samajwadi Party - SP	5	6511	0	0.00	0.45
Total		23	41361	0	0.00	2.87
INDEPENDENTS						
1	Independent - IND	25	122116	0	0.00	8.46
Total		25	122116	0	0.00	8.46
Total of District		75	1443443	9	100.00	100.00

Party Name		No. of Contesting Candidates	Votes Polled	Seats Won	% of Seats	% of Votes
DISTRICT : PATAN						
RECOGNISED NATIONAL PARTIES						
1	Bahujan Samaj Party - BSP	4	8373	0	0.00	1.31
2	Bharatiya Janata Party - BJP	4	281873	3	75.00	44.21
3	Indian National Congress - INC	4	281168	1	25.00	44.09
Total		12	571414	4	100.00	89.61
REGISTERED POLITICAL PARTIES (OTHER THAN RECOGNISED NATIONAL PARTIES)						
1	Gujarat Parivartan Party - GPP	3	9072	0	0.00	1.42
2	Lok Jan Shakti Party - LJP	2	872	0	0.00	0.14
3	Samajwadi Party - SP	4	5371	0	0.00	0.84
4	Vishva Hindustani Sangathan - VHS	1	296	0	0.00	0.05
Total		10	15611	0	0.00	2.45
INDEPENDENTS						
1	Independent - IND	22	50620	0	0.00	7.94
Total		22	50620	0	0.00	7.94
Total of District		44	637645	4	100.00	100.00
DISTRICT : MAHESANA						
RECOGNISED NATIONAL PARTIES						
1	Bahujan Samaj Party - BSP	5	8258	0	0.00	0.79
2	Bharatiya Janata Party - BJP	7	523698	5	71.43	50.33
3	Indian National Congress - INC	6	384241	2	28.57	36.93
4	Nationalist Congress Party - NCP	1	46786	0	0.00	4.50
Total		19	962983	7	100.00	92.55
REGISTERED POLITICAL PARTIES (OTHER THAN RECOGNISED NATIONAL PARTIES)						
1	Gujarat Parivartan Party - GPP	5	19507	0	0.00	1.87
2	Janata Dal (United) - JD(U)	3	1855	0	0.00	0.18
3	Lok Jan Shakti Party - LJP	4	3180	0	0.00	0.31
4	Rashtriya Lok Dal - RLD	2	1853	0	0.00	0.18
5	Samajwadi Party - SP	5	4970	0	0.00	0.48
6	Sardar Vallabhbhai Patel Party - SVPP	1	908	0	0.00	0.09
Total		20	32273	0	0.00	3.10
INDEPENDENTS						
1	Independent - IND	23	45274	0	0.00	4.35
Total		23	45274	0	0.00	4.35
Total of District		62	1040530	7	100.00	100.00

Party Name		No. of Contesting Candidates	Votes Polled	Seats Won	% of Seats	% of Votes
DISTRICT : SABARKANTHA						
RECOGNISED NATIONAL PARTIES						
1	Bahujan Samaj Party - BSP	6	11967	0	0.00	1.03
2	Bharatiya Janata Party - BJP	7	439365	1	14.29	37.92
3	Communist Party of India (Marxist) - CPM	1	3619	0	0.00	0.31
4	Indian National Congress - INC	7	587816	6	85.71	50.73
Total		21	1042767	7	100.00	90.00
REGISTERED POLITICAL PARTIES (OTHER THAN RECOGNISED NATIONAL PARTIES)						
1	Bharatiya Janta Dal - BhJD	1	285	0	0.00	0.02
2	Bharatiya National Janta Dal - BNJD	2	1487	0	0.00	0.13
3	Communist Party of India (Marxist-Leninist) (Liberation) - CPI(ML)(L)	2	1864	0	0.00	0.16
4	Gujarat Parivartan Party - GPP	6	9912	0	0.00	0.86
5	Indian Justice Party - IJP	1	1171	0	0.00	0.10
6	Janata Dal (United) - JD(U)	2	3375	0	0.00	0.29
7	Lok Jan Shakti Party - LJP	1	1063	0	0.00	0.09
8	Loktantrik Rashrtavadi Party - LoRP	1	999	0	0.00	0.09
9	Samajwadi Party - SP	4	3438	0	0.00	0.30
Total		20	23594	0	0.00	2.04
INDEPENDENTS						
1	Independent - IND	23	92260	0	0.00	7.96
Total		23	92260	0	0.00	7.96
Total of District		64	1158621	7	100.00	100.00
DISTRICT : GANDHINAGAR						
RECOGNISED NATIONAL PARTIES						
1	Bahujan Samaj Party - BSP	5	6260	0	0.00	0.83
2	Bharatiya Janata Party - BJP	5	354750	2	40.00	47.04
3	Indian National Congress - INC	5	353182	3	60.00	46.83
Total		15	714192	5	100.00	94.70
REGISTERED POLITICAL PARTIES (OTHER THAN RECOGNISED NATIONAL PARTIES)						
1	Gujarat Parivartan Party - GPP	4	4844	0	0.00	0.64
2	Loktantrik Rashrtavadi Party - LoRP	1	731	0	0.00	0.10
3	Prajatantra Aadhar Party - PAP	2	1173	0	0.00	0.16
Total		7	6748	0	0.00	0.89
INDEPENDENTS						
1	Independent - IND	21	33191	0	0.00	4.40
Total		21	33191	0	0.00	4.40
Total of District		43	754131	5	100.00	100.00

Party Name		No. of Contesting Candidates	Votes Polled	Seats Won	% of Seats	% of Votes
DISTRICT : AHMEDABAD						
RECOGNISED NATIONAL PARTIES						
1	Bahujan Samaj Party - BSP	20	32661	0	0.00	1.03
2	Bharatiya Janata Party - BJP	21	1863287	17	80.95	58.93
3	Communist Party of India - CPI	2	2312	0	0.00	0.07
4	Communist Party of India (Marxist) - CPM	2	2031	0	0.00	0.06
5	Indian National Congress - INC	21	1058591	4	19.05	33.48
6	Nationalist Congress Party - NCP	3	13026	0	0.00	0.41
Total		69	2971908	21	100.00	93.99
REGISTERED POLITICAL PARTIES (OTHER THAN RECOGNISED NATIONAL PARTIES)						
1	Bahujan Suraksha Dal - BSDL	1	207	0	0.00	0.01
2	Bharatiya Dalit Congress - BhDC	1	583	0	0.00	0.02
3	Bharatiya Janta Dal - BhJD	1	201	0	0.00	0.01
4	Communist Party of India (Marxist-Leninist) (Liberation) - CPI(ML)(L)	1	704	0	0.00	0.02
5	Democratic Bharatiya Samaj Party - DBSP	2	490	0	0.00	0.02
6	Gujarat Parivartan Party - GPP	17	52960	0	0.00	1.67
7	Indian Justice Party - IJP	1	228	0	0.00	0.01
8	Janata Dal (United) - JD(U)	6	2258	0	0.00	0.07
9	Lok Jan Shakti Party - LJP	7	8488	0	0.00	0.27
10	Loktantrik Rashrtavadi Party - LoRP	2	1159	0	0.00	0.04
11	Loktantrik Samajwadi Party - LSWP	1	972	0	0.00	0.03
12	Navin Bharat Nirman - NBN	1	187	0	0.00	0.01
13	New Socialist Movement - NSM	1	1860	0	0.00	0.06
14	Prajatantra Aadhar Party - PAP	1	247	0	0.00	0.01
15	Rashtriya Samajwadi Party (Secular) - RSP(S)	2	1522	0	0.00	0.05
16	Republican Party of India (A) - RPI(A)	1	838	0	0.00	0.03
17	Samajwadi Party - SP	8	4175	0	0.00	0.13
18	Sardar Vallabhbhai Patel Party - SVPP	2	1030	0	0.00	0.03
19	Socialist Party (India) - SP(I)	1	300	0	0.00	0.01
20	Socialist Unity Centre Of India (Communist) - SUCI	1	609	0	0.00	0.02
21	Vishva Hindustani Sangathan - VHS	1	141	0	0.00	0.00
Total		59	79159	0	0.00	2.50
INDEPENDENTS						
1	Independent - IND	81	110737	0	0.00	3.50
Total		81	110737	0	0.00	3.50
Total of District		209	3161804	21	100.00	100.00

Party Name		No. of Contesting Candidates	Votes Polled	Seats Won	% of Seats	% of Votes
DISTRICT : SURENDRANAGAR						
RECOGNISED NATIONAL PARTIES						
1	Bahujan Samaj Party - BSP	5	12335	0	0.00	1.58
2	Bharatiya Janata Party - BJP	5	378827	4	80.00	48.52
3	Indian National Congress - INC	5	322815	1	20.00	41.35
Total		15	713977	5	100.00	91.45
REGISTERED POLITICAL PARTIES (OTHER THAN RECOGNISED NATIONAL PARTIES)						
1	Ambedkar Samaj Party - ASP	1	1771	0	0.00	0.23
2	Gujarat Parivartan Party - GPP	5	24069	0	0.00	3.08
3	Indian Justice Party - IJP	2	676	0	0.00	0.09
4	Janata Dal (United) - JD(U)	1	865	0	0.00	0.11
5	Republican Party of India (A) - RPI(A)	1	490	0	0.00	0.06
6	Samajwadi Party - SP	1	530	0	0.00	0.07
Total		11	28401	0	0.00	3.64
INDEPENDENTS						
1	Independent - IND	26	38340	0	0.00	4.91
Total		26	38340	0	0.00	4.91
Total of District		52	780718	5	100.00	100.00
DISTRICT : RAJKOT						
RECOGNISED NATIONAL PARTIES						
1	Bahujan Samaj Party - BSP	9	22310	0	0.00	1.31
2	Bharatiya Janata Party - BJP	11	764771	6	54.55	44.78
3	Communist Party of India (Marxist) - CPM	1	802	0	0.00	0.05
4	Indian National Congress - INC	10	643380	5	45.45	37.67
5	Nationalist Congress Party - NCP	1	3519	0	0.00	0.21
Total		32	1434782	11	100.00	84.01
REGISTERED POLITICAL PARTIES (OTHER THAN RECOGNISED NATIONAL PARTIES)						
1	Akhil Bharatiya Manav Seva Dal - ABMSD	1	669	0	0.00	0.04
2	Democratic Bharatiya Samaj Party - DBSP	2	726	0	0.00	0.04
3	Gujarat Parivartan Party - GPP	11	183927	0	0.00	10.77
4	Indian Justice Party - IJP	1	806	0	0.00	0.05
5	Janata Dal (United) - JD(U)	1	1066	0	0.00	0.06
6	Lok Jan Shakti Party - LJP	2	1980	0	0.00	0.12
7	Rashtriya Krantikari Samajwadi Party - RKSP	1	200	0	0.00	0.01
8	Samajwadi Party - SP	2	708	0	0.00	0.04
Total		21	190082	0	0.00	11.13
INDEPENDENTS						
1	Independent - IND	67	82983	0	0.00	4.86
Total		67	82983	0	0.00	4.86
Total of District		120	1707847	11	100.00	100.00

Party Name		No. of Contesting Candidates	Votes Polled	Seats Won	% of Seats	% of Votes
DISTRICT : JAMNAGAR						
RECOGNISED NATIONAL PARTIES						
1	Bahujan Samaj Party - BSP	5	14932	0	0.00	1.56
2	Bharatiya Janata Party - BJP	7	438854	5	71.43	45.97
3	Communist Party of India (Marxist) - CPM	1	1518	0	0.00	0.16
4	Indian National Congress - INC	7	370436	2	28.57	38.80
Total		20	825740	7	100.00	86.49
REGISTERED POLITICAL PARTIES (OTHER THAN RECOGNISED NATIONAL PARTIES)						
1	Gujarat Parivartan Party - GPP	7	65764	0	0.00	6.89
2	Janata Dal (United) - JD(U)	2	438	0	0.00	0.05
3	Loktantrik Rashrtavadi Party - LoRP	1	197	0	0.00	0.02
4	Rashtriya Komi Ekta Party - RKEP	2	754	0	0.00	0.08
5	Rashtriya Lok Dal - RLD	1	5379	0	0.00	0.56
6	Republican Party of India (A) - RPI(A)	1	248	0	0.00	0.03
7	Samajwadi Party - SP	2	3152	0	0.00	0.33
Total		16	75932	0	0.00	7.95
INDEPENDENTS						
1	Independent - IND	57	53053	0	0.00	5.56
Total		57	53053	0	0.00	5.56
Total of District		93	954725	7	100.00	100.00
DISTRICT : PORBANDAR						
RECOGNISED NATIONAL PARTIES						
1	Bahujan Samaj Party - BSP	2	3697	0	0.00	1.42
2	Bharatiya Janata Party - BJP	2	120546	1	50.00	46.15
3	Indian National Congress - INC	1	60458	0	0.00	23.14
4	Nationalist Congress Party - NCP	1	61416	1	50.00	23.51
Total		6	246117	2	100.00	94.22
REGISTERED POLITICAL PARTIES (OTHER THAN RECOGNISED NATIONAL PARTIES)						
1	Gujarat Parivartan Party - GPP	2	2131	0	0.00	0.82
2	Samajwadi Party - SP	1	644	0	0.00	0.25
Total		3	2775	0	0.00	1.06
INDEPENDENTS						
1	Independent - IND	11	12337	0	0.00	4.72
Total		11	12337	0	0.00	4.72
Total of District		20	261229	2	100.00	100.00

Party Name		No. of Contesting Candidates	Votes Polled	Seats Won	% of Seats	% of Votes
DISTRICT : JUNAGADH						
RECOGNISED NATIONAL PARTIES						
1	Bahujan Samaj Party - BSP	8	19706	0	0.00	1.53
2	Bharatiya Janata Party - BJP	9	542636	4	44.44	42.06
3	Communist Party of India (Marxist) - CPM	1	3364	0	0.00	0.26
4	Indian National Congress - INC	8	468414	4	44.44	36.31
Total		26	1034120	8	88.89	80.15
REGISTERED POLITICAL PARTIES (OTHER THAN RECOGNISED NATIONAL PARTIES)						
1	Akhil Bharatiya Manav Seva Dal - ABMSD	1	1642	0	0.00	0.13
2	Gujarat Parivartan Party - GPP	7	158479	1	11.11	12.28
3	Hindusthan Nirman Dal - HND	2	1269	0	0.00	0.10
4	Janata Dal (United) - JD(U)	2	811	0	0.00	0.06
5	Lok Jan Shakti Party - LJP	1	978	0	0.00	0.08
6	Samajwadi Party - SP	6	6003	0	0.00	0.47
Total		19	169182	1	11.11	13.11
INDEPENDENTS						
1	Independent - IND	38	86915	0	0.00	6.74
Total		38	86915	0	0.00	6.74
Total of District		83	1290217	9	100.00	100.00
DISTRICT : AMRELI						
RECOGNISED NATIONAL PARTIES						
1	Bahujan Samaj Party - BSP	5	8303	0	0.00	1.17
2	Bharatiya Janata Party - BJP	5	254378	2	40.00	35.75
3	Indian National Congress - INC	5	266916	2	40.00	37.51
Total		15	529597	4	80.00	74.42
REGISTERED POLITICAL PARTIES (OTHER THAN RECOGNISED NATIONAL PARTIES)						
1	Gujarat Parivartan Party - GPP	5	88383	1	20.00	12.42
2	Janata Dal (United) - JD(U)	1	613	0	0.00	0.09
3	Lok Jan Shakti Party - LJP	1	909	0	0.00	0.13
4	Rashtriya Samajwadi Party (Secular) - RSP(S)	2	2009	0	0.00	0.28
5	Republican Party of India (A) - RPI(A)	1	525	0	0.00	0.07
Total		10	92439	1	20.00	12.99
INDEPENDENTS						
1	Independent - IND	26	89556	0	0.00	12.59
Total		26	89556	0	0.00	12.59
Total of District		51	711592	5	100.00	100.00

Party Name		No. of Contesting Candidates	Votes Polled	Seats Won	% of Seats	% of Votes
DISTRICT : BHAVNAGAR						
RECOGNISED NATIONAL PARTIES						
1	Bahujan Samaj Party - BSP	8	14787	0	0.00	1.14
2	Bharatiya Janata Party - BJP	9	644479	8	88.89	49.54
3	Communist Party of India (Marxist) - CPM	1	5149	0	0.00	0.40
4	Indian National Congress - INC	9	449235	1	11.11	34.53
Total		27	1113650	9	100.00	85.60
REGISTERED POLITICAL PARTIES (OTHER THAN RECOGNISED NATIONAL PARTIES)						
1	Bharatiya National Janta Dal - BNJD	1	438	0	0.00	0.03
2	Gujarat Parivartan Party - GPP	9	42964	0	0.00	3.30
3	Janata Dal (United) - JD(U)	1	997	0	0.00	0.08
4	Lok Jan Shakti Party - LJP	1	1411	0	0.00	0.11
5	Rashtriya Krantikari Samajwadi Party - RKSP	3	3157	0	0.00	0.24
6	Republican Party of India (A) - RPI(A)	3	2002	0	0.00	0.15
7	Samajwadi Party - SP	1	597	0	0.00	0.05
Total		19	51566	0	0.00	3.96
INDEPENDENTS						
1	Independent - IND	49	135794	0	0.00	10.44
Total		49	135794	0	0.00	10.44
Total of District		95	1301010	9	100.00	100.00
DISTRICT : ANAND						
RECOGNISED NATIONAL PARTIES						
1	Bahujan Samaj Party - BSP	6	10987	0	0.00	1.04
2	Bharatiya Janata Party - BJP	7	467697	2	28.57	44.06
3	Indian National Congress - INC	6	449062	4	57.14	42.31
4	Nationalist Congress Party - NCP	1	67363	1	14.29	6.35
Total		20	995109	7	100.00	93.76
REGISTERED POLITICAL PARTIES (OTHER THAN RECOGNISED NATIONAL PARTIES)						
1	Akhil Bharatiya Jan Sangh - ABJS	1	1369	0	0.00	0.13
2	Akhil Bharatiya Manav Seva Dal - ABMSD	1	921	0	0.00	0.09
3	Gujarat Parivartan Party - GPP	7	13122	0	0.00	1.24
4	Janata Dal (United) - JD(U)	1	847	0	0.00	0.08
5	Lok Jan Shakti Party - LJP	1	704	0	0.00	0.07
6	Navin Bharat Nirman - NBN	2	618	0	0.00	0.06
7	Samajwadi Party - SP	3	4270	0	0.00	0.40
Total		16	21851	0	0.00	2.06
INDEPENDENTS						
1	Independent - IND	13	44432	0	0.00	4.19
Total		13	44432	0	0.00	4.19
Total of District		49	1061392	7	100.00	100.00

Party Name		No. of Contesting Candidates	Votes Polled	Seats Won	% of Seats	% of Votes
DISTRICT : KHEDA						
RECOGNISED NATIONAL PARTIES						
1	Bahujan Samaj Party - BSP	6	9872	0	0.00	0.89
2	Bharatiya Janata Party - BJP	7	480772	2	28.57	43.21
3	Indian National Congress - INC	7	514377	5	71.43	46.23
4	Nationalist Congress Party - NCP	1	2028	0	0.00	0.18
Total		21	1007049	7	100.00	90.52
REGISTERED POLITICAL PARTIES (OTHER THAN RECOGNISED NATIONAL PARTIES)						
1	Gujarat Parivartan Party - GPP	7	23764	0	0.00	2.14
2	Janata Dal (United) - JD(U)	1	431	0	0.00	0.04
3	Samajwadi Party - SP	4	10158	0	0.00	0.91
4	Socialist Party (India) - SP(I)	1	496	0	0.00	0.04
Total		13	34849	0	0.00	3.13
INDEPENDENTS						
1	Independent - IND	24	70656	0	0.00	6.35
Total		24	70656	0	0.00	6.35
Total of District		58	1112554	7	100.00	100.00
DISTRICT : PANCHMAHAL						
RECOGNISED NATIONAL PARTIES						
1	Bahujan Samaj Party - BSP	6	16886	0	0.00	1.61
2	Bharatiya Janata Party - BJP	7	467178	3	42.86	44.61
3	Communist Party of India (Marxist) - CPM	1	5110	0	0.00	0.49
4	Indian National Congress - INC	7	418703	4	57.14	39.98
5	Nationalist Congress Party - NCP	1	3045	0	0.00	0.29
Total		22	910922	7	100.00	86.99
REGISTERED POLITICAL PARTIES (OTHER THAN RECOGNISED NATIONAL PARTIES)						
1	Gujarat Parivartan Party - GPP	7	52112	0	0.00	4.98
2	Hindusthan Nirman Dal - HND	1	1797	0	0.00	0.17
3	Janata Dal (United) - JD(U)	6	11895	0	0.00	1.14
4	Lok Jan Shakti Party - LJP	3	12473	0	0.00	1.19
5	Samajwadi Party - SP	2	3539	0	0.00	0.34
Total		19	81816	0	0.00	7.81
INDEPENDENTS						
1	Independent - IND	8	54446	0	0.00	5.20
Total		8	54446	0	0.00	5.20
Total of District		49	1047184	7	100.00	100.00

Party Name		No. of Contesting Candidates	Votes Polled	Seats Won	% of Seats	% of Votes
DISTRICT : DAHOD						
RECOGNISED NATIONAL PARTIES						
1	Bahujan Samaj Party - BSP	5	16864	0	0.00	2.10
2	Bharatiya Janata Party - BJP	6	344562	3	50.00	42.94
3	Indian National Congress - INC	5	324780	3	50.00	40.48
4	Nationalist Congress Party - NCP	1	29829	0	0.00	3.72
Total		17	716035	6	100.00	89.24
REGISTERED POLITICAL PARTIES (OTHER THAN RECOGNISED NATIONAL PARTIES)						
1	Bharatiya National Janta Dal - BNJD	1	8166	0	0.00	1.02
2	Gujarat Parivartan Party - GPP	6	22289	0	0.00	2.78
3	Indian Justice Party - IJP	1	2520	0	0.00	0.31
4	Janata Dal (United) - JD(U)	2	3980	0	0.00	0.50
5	Lok Jan Shakti Party - LJP	1	1879	0	0.00	0.23
Total		11	38834	0	0.00	4.84
INDEPENDENTS						
1	Independent - IND	7	47499	0	0.00	5.92
Total		7	47499	0	0.00	5.92
Total of District		35	802368	6	100.00	100.00
DISTRICT : VADODARA						
RECOGNISED NATIONAL PARTIES						
1	Bahujan Samaj Party - BSP	11	18505	0	0.00	0.93
2	Bharatiya Janata Party - BJP	13	1008081	10	76.92	50.61
3	Indian National Congress - INC	13	752478	2	15.38	37.78
Total		37	1779064	12	92.31	89.32
REGISTERED POLITICAL PARTIES (OTHER THAN RECOGNISED NATIONAL PARTIES)						
1	Gujarat Parivartan Party - GPP	12	20688	0	0.00	1.04
2	Indian Justice Party - IJP	1	629	0	0.00	0.03
3	Janata Dal (United) - JD(U)	5	9353	0	0.00	0.47
4	Lok Jan Shakti Party - LJP	2	4132	0	0.00	0.21
5	Manavadhikar Janshakti Party - MaJP	2	497	0	0.00	0.02
6	Navin Bharat Nirman - NBN	1	558	0	0.00	0.03
7	Rashtriya Samaj Paksha - RSPS	1	151	0	0.00	0.01
8	Samajwadi Party - SP	7	4371	0	0.00	0.22
9	Socialist Unity Centre Of India (Communist) - SUCI	1	520	0	0.00	0.03
Total		32	40899	0	0.00	2.05
INDEPENDENTS						
1	Independent - IND	38	171799	1	7.69	8.63
Total		38	171799	1	7.69	8.63
Total of District		107	1991762	13	100.00	100.00

Party Name		No. of Contesting Candidates	Votes Polled	Seats Won	% of Seats	% of Votes
DISTRICT : NARMADA						
RECOGNISED NATIONAL PARTIES						
1	Bahujan Samaj Party - BSP	2	5456	0	0.00	1.75
2	Bharatiya Janata Party - BJP	2	136051	2	100.00	43.75
3	Indian National Congress - INC	2	117769	0	0.00	37.87
Total		6	259276	2	100.00	83.37
REGISTERED POLITICAL PARTIES (OTHER THAN RECOGNISED NATIONAL PARTIES)						
1	Gujarat Parivartan Party - GPP	2	3561	0	0.00	1.14
2	Janata Dal (United) - JD(U)	2	22303	0	0.00	7.17
3	Samajwadi Party - SP	2	2363	0	0.00	0.76
Total		6	28227	0	0.00	9.08
INDEPENDENTS						
1	Independent - IND	7	23506	0	0.00	7.56
Total		7	23506	0	0.00	7.56
Total of District		19	311009	2	100.00	100.00
DISTRICT : BHARUCH						
RECOGNISED NATIONAL PARTIES						
1	Bahujan Samaj Party - BSP	5	10030	0	0.00	1.34
2	Bharatiya Janata Party - BJP	5	354713	4	80.00	47.46
3	Indian National Congress - INC	5	269877	0	0.00	36.11
Total		15	634620	4	80.00	84.91
REGISTERED POLITICAL PARTIES (OTHER THAN RECOGNISED NATIONAL PARTIES)						
1	Gujarat Parivartan Party - GPP	5	12802	0	0.00	1.71
2	Janata Dal (United) - JD(U)	5	73079	1	20.00	9.78
3	Lok Jan Shakti Party - LJP	3	1149	0	0.00	0.15
4	Rashtriya Krantikari Samajwadi Party - RKSP	1	323	0	0.00	0.04
5	Samajwadi Party - SP	1	868	0	0.00	0.12
Total		15	88221	1	20.00	11.80
INDEPENDENTS						
1	Independent - IND	12	24540	0	0.00	3.28
Total		12	24540	0	0.00	3.28
Total of District		42	747381	5	100.00	100.00

Party Name		No. of Contesting Candidates	Votes Polled	Seats Won	% of Seats	% of Votes
DISTRICT : SURAT						
RECOGNISED NATIONAL PARTIES						
1	Bahujan Samaj Party - BSP	14	20921	0	0.00	0.87
2	Bharatiya Janata Party - BJP	16	1358657	15	93.75	56.72
3	Indian National Congress - INC	16	796664	1	6.25	33.26
4	Nationalist Congress Party - NCP	1	2760	0	0.00	0.12
Total		47	2179002	16	100.00	90.97
REGISTERED POLITICAL PARTIES (OTHER THAN RECOGNISED NATIONAL PARTIES)						
1	Gujarat Parivartan Party - GPP	16	100615	0	0.00	4.20
2	Hindusthan Nirman Dal - HND	3	976	0	0.00	0.04
3	Indians Front - IF	8	5011	0	0.00	0.21
4	Janata Dal (United) - JD(U)	10	21187	0	0.00	0.88
5	Lok Jan Shakti Party - LJP	1	360	0	0.00	0.02
6	Loktantrik Samajwadi Party - LSWP	1	86	0	0.00	0.00
7	Navin Bharat Nirman - NBN	1	247	0	0.00	0.01
8	Republican Party of India (A) - RPI(A)	1	728	0	0.00	0.03
9	Samajwadi Party - SP	6	6774	0	0.00	0.28
10	Socialist Unity Centre Of India (Communist) - SUCI	3	1670	0	0.00	0.07
11	Yuva Sarkar - YuS	3	2360	0	0.00	0.10
Total		53	140014	0	0.00	5.85
INDEPENDENTS						
1	Independent - IND	53	76211	0	0.00	3.18
Total		53	76211	0	0.00	3.18
Total of District		153	2395227	16	100.00	100.00

Party Name		No. of Contesting Candidates	Votes Polled	Seats Won	% of Seats	% of Votes
DISTRICT : TAPI						
RECOGNISED NATIONAL PARTIES						
1	Bahujan Samaj Party - BSP	2	3070	0	0.00	0.90
2	Bharatiya Janata Party - BJP	2	149773	1	50.00	43.77
3	Communist Party of India - CPI	1	4027	0	0.00	1.18
4	Indian National Congress - INC	2	153405	1	50.00	44.83
Total		7	310275	2	100.00	90.68
REGISTERED POLITICAL PARTIES (OTHER THAN RECOGNISED NATIONAL PARTIES)						
1	Adivasi Jan Kalyan Party - AJKP	2	3977	0	0.00	1.16
2	Gujarat Parivartan Party - GPP	2	2262	0	0.00	0.66
3	Janata Dal (United) - JD(U)	2	5983	0	0.00	1.75
Total		6	12222	0	0.00	3.57
INDEPENDENTS						
1	Independent - IND	6	19663	0	0.00	5.75
Total		6	19663	0	0.00	5.75
Total of District		19	342160	2	100.00	100.00
DISTRICT : DANGS						
RECOGNISED NATIONAL PARTIES						
1	Bahujan Samaj Party - BSP	1	1493	0	0.00	1.48
2	Bharatiya Janata Party - BJP	1	43215	0	0.00	42.91
3	Indian National Congress - INC	1	45637	1	100.00	45.32
Total		3	90345	1	100.00	89.72
REGISTERED POLITICAL PARTIES (OTHER THAN RECOGNISED NATIONAL PARTIES)						
1	Adivasi Jan Kalyan Party - AJKP	1	1867	0	0.00	1.85
2	Gujarat Parivartan Party - GPP	1	1281	0	0.00	1.27
3	Janata Dal (United) - JD(U)	1	4730	0	0.00	4.70
Total		3	7878	0	0.00	7.82
INDEPENDENTS						
1	Independent - IND	1	2479	0	0.00	2.46
Total		1	2479	0	0.00	2.46
Total of District		7	100702	1	100.00	100.00

Party Name		No. of Contesting Candidates	Votes Polled	Seats Won	% of Seats	% of Votes
DISTRICT : NAVSARI						
RECOGNISED NATIONAL PARTIES						
1	Bahujan Samaj Party - BSP	4	14245	0	0.00	2.05
2	Bharatiya Janata Party - BJP	4	343028	3	75.00	49.34
3	Indian National Congress - INC	4	308619	1	25.00	44.39
Total		12	665892	4	100.00	95.79
REGISTERED POLITICAL PARTIES (OTHER THAN RECOGNISED NATIONAL PARTIES)						
1	Gujarat Parivartan Party - GPP	4	13087	0	0.00	1.88
Total		4	13087	0	0.00	1.88
INDEPENDENTS						
1	Independent - IND	8	16204	0	0.00	2.33
Total		8	16204	0	0.00	2.33
Total of District		24	695183	4	100.00	100.00
DISTRICT : VALSAD						
RECOGNISED NATIONAL PARTIES						
1	Bahujan Samaj Party - BSP	5	13921	0	0.00	1.79
2	Bharatiya Janata Party - BJP	5	381787	3	60.00	49.21
3	Communist Party of India (Marxist) - CPM	1	880	0	0.00	0.11
4	Indian National Congress - INC	5	314161	2	40.00	40.49
Total		16	710749	5	100.00	91.61
REGISTERED POLITICAL PARTIES (OTHER THAN RECOGNISED NATIONAL PARTIES)						
1	Communist Party of India (Marxist-Leninist) (Liberation) - CPI(ML)(L)	1	811	0	0.00	0.10
2	Gujarat Parivartan Party - GPP	4	6079	0	0.00	0.78
3	Indians Front - IF	1	765	0	0.00	0.10
4	Janata Dal (United) - JD(U)	5	11745	0	0.00	1.51
5	Lok Jan Shakti Party - LJP	2	963	0	0.00	0.12
Total		13	20363	0	0.00	2.62
INDEPENDENTS						
1	Independent - IND	8	44728	0	0.00	5.77
Total		8	44728	0	0.00	5.77
Total of District		37	775840	5	100.00	100.00

32. Elected Candidates & Margin of Victory

No. & Name of Assembly Constituency	Elected Candidate			Runner-Up Candidate			Margin
	Candidate Name	Party	Votes	Runner Up Candidate	Party	Votes	
1 Abdasa	Chhabilbhai Naranbhai Patel	INC	60704	Bhanushali Jayantilal Parsottam	BJP	53091	7613
2 Mandvi	Chheda Tarachand Jagashi	BJP	61984	Parmar Kishorsinh Rajendrasinh	INC	53478	8506
3 Bhuj	Dr. Nimaben Acharya	BJP	69174	Amirali Hajihushen Lodhiya	INC	60201	8973
4 Anjar	Ahir Vasanbhai Gopalbhai	BJP	64789	V. K. Humbal	INC	60061	4728
5 Gandhidham (SC)	Maheshwari Ramesh Vachchhraj	BJP	72988	Chavada Jayshreeben Ajitbhai	INC	51675	21313
6 Rapar	Patel Vaghajibhai Dharamshibhai	BJP	55280	Gada Babulal Meghaji	INC	46064	9216
7 Vav	Shankarbhai Lagdirbhai Patel (Chaudhary)	BJP	72640	Thakor Geniben Nagaji	INC	60729	11911
8 Tharad	Patel Parababhai Savabhai	BJP	68517	Patel Mavjibhai Chatrabhai	INC	65044	3473
9 Dhanera	Patel Joitabhai Kasnabhai	INC	87460	Purohit Vasantbhai Ranchhodji	BJP	57169	30291
10 Danta (ST)	Kharadi Kantibhai Kalabhai	INC	73751	Gamabhai Bhikhabhai Kharadi	BJP	46761	26990
11 Vadgam (SC)	Manilal Jethabhai Vaghela	INC	90375	Vaghela Fakirbhai Raghabhai	BJP	68536	21839
12 Palanpur	Patel Maheshkumar Amrutlal	INC	75097	Prajapati Govindbhai Madhavlal	BJP	69813	5284
13 Deesa	Vaghela Liladharbhai Khodaji	BJP	66294	Joshi Rajendrakumar Dhudalal (Rajubhai Joshi)	INC	48588	17706
14 Deodar	Chauhan Keshaji Shivaji	BJP	76265	Rabari Govabhai Hamirabhai	INC	55456	20809
15 Kankrej	Khanpura Dharshibhai Lakhbhai	INC	73900	Vaghela Kirtisinh Prabhatsinh	BJP	73300	600
16 Radhanpur	Thakor Nagarji Harchandji	BJP	69493	Bhavsinhji Dayaji Rathod	INC	65659	3834
17 Chanasma	Dilipkumar Virajibhai Thakor	BJP	83462	Thakor Dineshbhai Aataji	INC	66638	16824
18 Patan	Desai Ranchhodbhai Mahijibhai	BJP	67224	Thakor Jodhaji Galabji	INC	61353	5871
19 Sidhpur	Balvantsinh Chandansinh Rajput	INC	87518	Jaynarayan Vyas	BJP	61694	25824
20 Kheralu	Dhabhi Bharatsighji Sankarji	BJP	68195	Thakor Babuji Ujamji	INC	49809	18386
21 Unjha	Patel Narayanbhai Lalludas	BJP	75708	Dr. Asha Patel	INC	51507	24201
22 Visnagar	Patel Rushikesh Ganeshbhai	BJP	76185	Patel Bholabhai Chaturdas	NCP	46786	29399
23 Becharaji	Patel Rajanikant Somabhai	BJP	68447	Darbar Rajendrasinh Udesinhji	INC	61991	6456
24 Kadi (SC)	Chavada Rameshbhai Maganbhai	INC	84276	Hitu Kanodiya	BJP	83059	1217

No. & Name of Assembly Constituency	Elected Candidate			Runner-Up Candidate			Margin
	Candidate Name	Party	Votes	Runner Up Candidate	Party	Votes	
25 Mahesana	Patel Nitinkumar Ratilal	BJP	90134	Patel Natvarlal Pitambaradas	INC	65929	24205
26 Vijapur	Patel Prahladbhai Ishvarbhai	INC	70729	Kantibhai Ramabhai Patel	BJP	61970	8759
27 Himatnagar	Chavda Rajendrasinh Ranjitsinh (Rajubhai Chavda)	INC	85008	Patel Prafulbhai Khodabhai	BJP	72652	12356
28 Idar (SC)	Ramanlal Ishvarlal Vora	BJP	90279	Solanki Ramabhai Virchandbhai	INC	78899	11380
29 Khedbrahma (ST)	Ashvin Kotwal	INC	88488	Makwana Bhojabhai Hujabhai	BJP	38351	50137
30 Bhiloda (ST)	Anil Joshiyara	INC	95799	Nilaben Hasmukhbhai Madiya	BJP	64256	31543
31 Modasa	Thakor Rajendrasinh Shivsinh	INC	88879	Parmar Dilipsinhji Vakhatsinhji	BJP	66021	22858
32 Bayad	Vaghela Mahendrasinh Shankersinh	INC	74646	Jhala Udesinh Pujaji	BJP	38723	35923
33 Prantij	Baraiya Mahendrasinh Kacharsinh (Advocate)	INC	76097	Chauhan Jaysinhji Mansinhji	BJP	69083	7014
34 Dehgam	Rathod Kaminiba Bhupendrasinh	INC	61043	Thakor Rohitji Chanduji	BJP	58746	2297
35 Gandhinagar South	Thakor Shambhuji Chelaji	BJP	87999	Thakor Jugaji Nathaji	INC	79988	8011
36 Gandhinagar North	Patel Ashokkumar Ranchhodbhai	BJP	73551	Patel Sureshkumar Chaturdas	INC	69326	4225
37 Mansa	Chaudhari Amitbhai Harisingbhai	INC	78068	D. D. Patel	BJP	70040	8028
38 Kalol	Thakor Baldevji Chanduji	INC	64757	Dr. Atulbhai Kalidas Patel	BJP	64414	343
39 Viramgam	Patel Tejashreeben Dilipkumar	INC	84930	Patel Pragjibhai Naranbhai	BJP	67947	16983
40 Sanand	Karamsibhai Virjibhai Patel	INC	73453	Kamabhai Gagjibhai Rathod	BJP	69305	4148
41 Ghatlodia	Patel Anandiben Mafatbhai	BJP	154599	Patel Rameshbhai Prahladbhai (Dudhwala)	INC	44204	110395
42 Vejalpur	Chauhan Kishorsinh Babulal (Kishor Chauhan)	BJP	113507	Pathan Murtujakhan Akbarkhan	INC	72522	40985
43 Vatva	Pradipsinh Bhagwatsinh Jadeja	BJP	95580	Patel Atulkumar Ravjibhai	INC	48648	46932
44 Ellisbridge	Shri Rakesh Shah	BJP	106631	Kamleshkumar Babulal Shah	INC	29959	76672
45 Naranpura	Amit Shah	BJP	103988	Dr. Jitubhai B. Patel	INC	40653	63335
46 Nikol	Panchal Jagdish Ishwarbhai	BJP	88286	Ghori Narsinhbhai Jayrambhai	INC	39574	48712
47 Naroda	Wadhvani Nirmalaben Sunilbhai	BJP	96333	Bharwad Bhavanbhai Surabhai	INC	37981	58352

No. & Name of Assembly Constituency	Elected Candidate			Runner-Up Candidate			Margin
	Candidate Name	Party	Votes	Runner Up Candidate	Party	Votes	
48 Thakkarbapa Nagar	Kakadiya Vallabhbhai Gobarbhai	BJP	88731	Patel Gitaben Pranavkumar	INC	39480	49251
49 Bapunagar	Rajput Jagrupsinh Girdansinh	BJP	51058	Shyani Dhirubhai Thakarshibhai	INC	48455	2603
50 Amraiwadi	Patel Hasmukhbhai Somabhai	BJP	108683	Gadhvi Bipinbhai Gopalbhai	INC	43258	65425
51 Dariapur	Gyasuddin Habibuddin Shekh	INC	60967	Bharat Barot	BJP	58346	2621
52 Jamalpur - Khadia	Bhatt Bhushan Ashok	BJP	48058	Samir Khan Vajirkhan Sipai	INC	41727	6331
53 Maninagar	Narendra Modi	BJP	120470	Bhatt Shweta Sanjiv	INC	34097	86373
54 Danilimda (SC)	Shailesh Manubhai Parmar	INC	73573	Girish Parmar	BJP	59272	14301
55 Sabarmati	Arvindkumar Gandhalal Patel (Arvind Dalal)	BJP	107036	Patel Bharatkumar Govindlal (Bharat Vakil)	INC	39453	67583
56 Asarwa (SC)	Rajanikant Mohanlal Patel (R.M.Patel)	BJP	76829	Surajkar Mangalbai Hirabhai (Mangal Surajkar)	INC	41784	35045
57 Daskroi	Patel Babubhai Jamnadas	BJP	95813	Baraiya Laxmanbhai Ambalal	INC	58180	37633
58 Dholka	Chudasama Bhupendrasinh Manubha	BJP	75242	Chavda Pradyumansinh Pratapbhai	INC	56397	18845
59 Dhandhuka	Kolipatel Laljibhai Chaturbhai	BJP	77573	M. M. Shah	INC	49296	28277
60 Dasada (SC)	Makwana Punambhai Kalabhai	BJP	65404	Manharlal Maganlal Makwana	INC	54764	10640
61 Limbdi	Kolipatel Somabhai Gandhalal	INC	72203	Kiritsinh Jitubha Rana	BJP	70642	1561
62 Wadhwan	Doshi Varshaben Narendrabhai	BJP	83049	Vyas Himanshu Chimanlal	INC	65491	17558
63 Chotila	Shamjibhai Bhimjibhai Chauhan	BJP	72111	Fatepara Devjibhai Govindbhai	INC	60139	11972
64 Dhrangadhra	Kavadiya Jayantibhai Ramjibhai	BJP	87621	Patel Jayeshbhai Harilal	INC	70218	17403
65 Morbi	Amrutiyaa Kantilal Shivial	BJP	77386	Brijesh Merja	INC	74626	2760
66 Tankara	Kundariya Mohanbhai Kalyanjibhai	BJP	63630	Vadaviya Maganbhai Dhanjibhai	INC	48223	15407
67 Wankaner	Pirzada Mahamadavid Abdulmutalib	INC	59038	Somani Jitendrabhai Kantilal (Jitu Somani)	BJP	53727	5311
68 Rajkot East	Rajguru Indranil Sanjaybhai	INC	60877	Shukla Kashyap Chimanbhai	BJP	56605	4272
69 Rajkot West	Vajubhai Rudabhai Vala	BJP	90405	Atul Rasikbhai Rajani	INC	65427	24978
70 Rajkot South	Govind Patel	BJP	77308	Donga Mitul Himatbhai	INC	48831	28477
71 Rajkot Rural (SC)	Bhanuben Manoharbhai Babariya	BJP	57753	Sagathiya Lakhbhai Jethabhai	INC	46287	11466

No. & Name of Assembly Constituency	Elected Candidate			Runner-Up Candidate			Margin
	Candidate Name	Party	Votes	Runner Up Candidate	Party	Votes	
72 Jasdán	Gohel Bholabhai Bhikhabhai	INC	78055	Dr. Bharatbhai Khodabhai Boghra	BJP	67208	10847
73 Gondal	Jadeja Jayrajsinh Temubha	BJP	79709	Zadafia Gordhanbhai Pragajibhai	GPP	59943	19766
74 Jetpur	Radadiya Jayeshbhai Vitthalbhai	INC	85827	Korat Jashuben Savjibhai	BJP	67794	18033
75 Dhoraji	Radadiya Vitthalbhai Hansrajbhai	INC	76189	Patel Harilal Madhavjibhai	BJP	73246	2943
76 Kalavad (SC)	Chavda Meghajibhai Amarabhai	BJP	49027	Parmar Dineshbhai Rudabhai (Dr. Dinesh Parmar)	INC	42908	6119
77 Jamnagr Rural	Raghavji Hansraj Patel	INC	60499	Faldu Ranchhodbhai Chanabhai	BJP	57195	3304
78 Jamnagar North	Jadeja Dharmendrasinh Merubha (Hakubha Jadeja)	INC	61642	Ayar Bera Mulubhai Hardasbhai	BJP	52194	9448
79 Jamnagar South	Trivedi Vasuben Narendrabhai	BJP	55894	Lal Jitendra Haridas (Jitu Lal)	INC	53032	2862
80 Jamjodhpur	Shapriya Chimanbhai Dharamshibhai	BJP	75395	Ahir Hardas Karshan Khava	INC	47204	28191
81 Kambhalia	Poonamben Hematbhai Maadam	BJP	79087	Ahir Ebha Karsan Karmur	INC	40705	38382
82 Dwarka	Pabubha Virambha Manek	BJP	70062	Ahir Kandoriya Mulubhai Ranmalbhai	INC	64446	5616
83 Porbandar	Babubhai Bhimabhai Bokhiria	BJP	77604	Arjunbhai Devabhai Modhwadia	INC	60458	17146
84 Kutiya	Kandhal Sarmanbhai Jadeja	NCP	61416	Karshanbhai Dulabhai Odedra	BJP	42942	18474
85 Manavadar	Chavda Jawaharabhai Pethalajibhai	INC	72879	Ratibhai Gordhanbhai Sureja	BJP	68477	4402
86 Junagadh	Mashru Mahendrabhai Liladharbhai	BJP	66669	Joshi Bhikhabhai Galabhai	INC	52873	13796
87 Visavadar	Keshubhai Savdasbhai Patel	GPP	85967	Bhalala Kanubhai Mepabhai	BJP	43781	42186
88 Keshod	Arvindbhai Keshavbhai Ladani	BJP	53772	Kotadiya Maganbhai Karshanbhai	INC	45835	7937
89 Mangrol	Chudasama Rajeshbhai Naranbhai	BJP	68452	Dr. Chudasama Chandrikaben Kanjibhai	INC	52738	15714
90 Somnath	Barad Jasabhai Bhanabhai	INC	56701	Jotva Rajsibhai Virabhai	BJP	54605	2096
91 Talala	Jashubhai Dhanabhai Barad	INC	62722	Parmar Govind Varjang	BJP	61244	1478
92 Kodinar (SC)	Solanki Jethabhai Danabhai	BJP	63319	Mohanbhai Malabhai Vala	INC	54842	8477
93 Una	Vansh Punjabhai Bhimabhai	INC	69824	Kalubhai Chanabhai Rathod	BJP	62317	7507
94 Dhari	Kotadiya Nalinbhai Nanjibhai	GPP	41516	Kokilaben Jaysukhbhai Kakadiya	INC	39941	1575
95 Amreli	Paresh Dhanani	INC	86583	Dileep Sanghani	BJP	56690	29893
96 Lathi	Bavkubhai Nathabhai Undhad	INC	48793	Khokhariya Valajibhai Nanajibhai	BJP	46029	2764

No. & Name of Assembly Constituency	Elected Candidate			Runner-Up Candidate			Margin
	Candidate Name	Party	Votes	Runner Up Candidate	Party	Votes	
97 Savarkundla	Vaghasiya Vallabhbhai Vasharambhai (V. V. Vaghasiya)	BJP	37246	Pratap Dudhat	INC	34862	2384
98 Rajula	Solanki Hirabhai Odhavjibhai	BJP	75447	Babubhai Rambhai Ram	INC	56737	18710
99 Mahuva	Makwana Bhavanaben Raghavbhai	BJP	57498	Bharatkumar Bhaskarrao Thakar	IND	29146	28352
100 Talaja	Shyal Bhartiben Dhirubhai	BJP	66357	Sarvaiya Sanjaysinh Ajitsinh	INC	33513	32844
101 Gariadhar	Keshubhai Hirjibhai Nakrani	BJP	53377	Mangukiya Babubhai Mavajibhai	INC	37349	16028
102 Palitana	Rathod Pravinbhai Jinabhai	INC	69396	Sarvaiya Mahendrasinh Parakramsinh	BJP	55071	14325
103 Bhavnagar Rural	Parshottmbhai Odhavjibhai Solanki	BJP	83980	Gohil Shaktisinh	INC	65426	18554
104 Bhavnagar East	Dave Vibhavariben Vijaybhai (Vibhavari Dave)	BJP	85375	Joshi Rajeshbhai Mahendrabhai (Rajesh Joshi)	INC	45867	39508
105 Bhavnagar West	Jitendrabhai Savjibhai Vaghani (Jitu Vaghani)	BJP	92584	Mansukhbhai Raiyabhai Kanani (Dr. Kanani)	INC	38691	53893
106 Gadhada (SC)	Atmaram Makanbhai Parmar	BJP	64053	Maru Pravinbhai Tidabhai	INC	54959	9094
107 Botad	Maniya Thakarshibhai Devjibhai	BJP	86184	Kunvarjibhai Mohanbhai Bavaliya	INC	76179	10005
108 Khambhat	Patel Sanjaykumar Ramanbhai,	BJP	74761	Chudasama Sandipsinh Vajubha	INC	59375	15386
109 Borsad	Parmar Rajendrasinh Dhirsinh	INC	83621	Solanki Naynaben Ramanbhai	BJP	62587	21034
110 Anklav	Amit Chavda	INC	81575	Solanki Jasavantsinh Amarsinh (Jashubha)	BJP	51256	30319
111 Umreth	Jayantbhai Ramanbhai Patel (Boskey)	NCP	67363	Govindbhai Rajjibhai Parmar	BJP	65969	1394
112 Anand	Dilipbhai Manibhai Patel	BJP	82956	Kantibhai Sodhaparmar (Bhagat)	INC	81969	987
113 Petlad	Niranjan Patel	INC	77312	Patel Dipakbhai Ravjibhai	BJP	65120	12192
114 Sojitra	Parmar Punambhai Madhabhai	INC	65210	Patel Vipulkumar Vinubhai	BJP	65048	162
115 Matar	Chauhan Devusinh Jesingbhai	BJP	71021	Patel Sanjaybhai Haribhai	INC	64534	6487
116 Nadiad	Desai Pankaj Vinubhai (Gotiyo)	BJP	75335	Jitendrabhai Suryakantbhai Patel (Azad)	INC	68748	6587
117 Mehmedabad	Gautambhai Ravjibhai Chauhan	INC	68767	Chauhan Sundersinh Bhalabhai	BJP	64586	4181
118 Mahudha	Thakor Natvarsinh Fulsinh	INC	58373	Sodha Khumansinh Ratsansinh	BJP	45143	13230
119 Thasra	Parmar Ramsinh Prabhatsinh	INC	78226	Pratikshaben Tinubhai Parmar	BJP	72726	5500

No. & Name of Assembly Constituency	Elected Candidate			Runner-Up Candidate			Margin
	Candidate Name	Party	Votes	Runner Up Candidate	Party	Votes	
120 Kapadvanj	Shankersinh Vaghela (Bapu)	INC	88641	Dabhi Kanubhai Bhulabhai	BJP	82044	6597
121 Balasinor	Chauhan Mansinh Kohyabhai	INC	87088	Pathak Rajeshbhai Urfe Pappubhai Gajanan	BJP	69917	17171
122 Lunawada	Patel Heerabhai Haribhai	INC	72814	Malivad Kalubhai Hirabhai	BJP	69113	3701
123 Santrampur (ST)	Damor Gendaibhai Motibhai	INC	68026	Bhamat Mansinh Vallabhahbai	BJP	42372	25654
124 Shehra	Ahir (Bharvad) Jethabhai Ghelabhai	BJP	76468	Solanki Takhatsinh Ravsinh	INC	47743	28725
125 Morva Hadaf (ST)	Khant Savitaben Vechatbhai	INC	56886	Damor Bijalbai Valabhai	BJP	45597	11289
126 Godhra	C. K. Raulji	INC	73367	Chauhan Pravinsinh Prabhatsinh	BJP	70499	2868
127 Kalol	Rathod Arvindsinh Damsinh	BJP	69275	Jadav Rajendrasinh Chandrasinh	INC	39219	30056
128 Halol	Parmar Jaydrathsinhji Chandrasinhji	BJP	93854	Parmar Rajendrasinh Balvantsinh	INC	60648	33206
129 Fatepura (ST)	Katara Rameshbhai Bhurabhai	BJP	57828	Machhar Ditabhai Bhimabhai	INC	51564	6264
130 Jhalod (ST)	Garasiya Miteshbhai Kalabhai	INC	78077	Vaghela Bhavsingbhai Ditabhai	BJP	38004	40073
131 Limkheda (ST)	Bhabhor Jashvantsinh Sumanbhai	BJP	67219	Baria Punabhai Jesingbhai	INC	51888	15331
132 Dahod (ST)	Panada Vajesingbhai Parsingbhai	INC	73956	Palas Nagarsinh Kasnabhai	BJP	34408	39548
133 Garbada (ST)	Bariya Chandrikaben Chhaganbhai	INC	69295	Rathod Mohindraben Ajitsinh	BJP	33521	35774
134 Devgadbaria	Khabad Bachubhai Maganbhai	BJP	113582	Chauhan Bhupendrasinh Chimansinh	NCP	29829	83753
135 Savli	Inamdar Ketanbhai Mahendrabhai	IND	62849	Khumansin Raysinh Chauhan	INC	42530	20319
136 Vaghodia	Shrivastav Madhubhai Babubhai	BJP	65851	Dr. Patel Jayeshbahi Khemabhai	INC	60063	5788
137 Chhota Udaipur (ST)	Rathwa Mohansinh Chhotubhai	INC	65043	Gulsingbhai Ranglabhai Rathwa	BJP	62738	2305
138 Jetpur (ST)	Rathava Jayantibhai Savajibhai	BJP	61966	Rathava Sukhrambhai Hariyabhai	INC	57693	4273
139 Sankheda (ST)	Bhil Dhirubhai Chunilal	INC	80579	Tadvi Abhesinh Motibhai	BJP	79127	1452
140 Dabhoi	Patel Balkrishnabhai Naranbhai	BJP	70833	Patel Siddharth Chimanbhai	INC	65711	5122
141 Vadodara City (SC)	Vakil Manisha Rajivbhai	BJP	103700	Solanki Jayshreeben Ashwinbhai	INC	51811	51889
142 Sayajigunj	Sukhadiya Jitendra Ratilal Sukhadiya	BJP	107358	Joshi Kiritbhai Shantilal	INC	49121	58237
143 Akota	Saurabh Patel	BJP	95554	Patel Lalitbhai Thakorabhai	INC	45687	49867
144 Raopura	Rajendra Trivedi (Rajubhai Vakil)	BJP	99263	Jayesh Thakkar	INC	57728	41535

No. & Name of Assembly Constituency	Elected Candidate			Runner-Up Candidate			Margin
	Candidate Name	Party	Votes	Runner Up Candidate	Party	Votes	
145 Manjalpur	Yogesh Patel	BJP	92642	Gandhi Chinnam Satyam (Chinnam Gandhi)	INC	40857	51785
146 Padra	Patel Dineshbhai Balubhai (Dinumama)	BJP	75227	Thakor Jashpalsinh Mahendrasinh (Padhiyar)	INC	70919	4308
147 Karjan	Patel Satishbhai Motibhai	BJP	68225	Akshaykumar Ishwarbhai Patel	INC	64736	3489
148 Nandod (ST)	Tadvi Shabdasharan Bhailalbhai	BJP	79580	Vasava Hareshbhai Jayantibhai	INC	63853	15727
149 Dediapada (ST)	Motilal Puniabhai Vasava	BJP	56471	Amarsinh Ramsinh Vasava	INC	53916	2555
150 Jambusar	Chhatrasinhji Pujabhai Mori	BJP	74864	Makwana Kirankumar Laxmanbhai	INC	56134	18730
151 Vagra	Arunsinh Ajitsinh Rana	BJP	68512	Iqbal Patel	INC	54194	14318
152 Jhagadia (ST)	Vasava Chhotubhai Amarsinh	JD(U)	66622	Vasava Balubhai Chhotubhai	INC	53318	13304
153 Bharuch	Dushyantbhai Rajnikant Patel	BJP	92219	Sandip Mangrola	INC	55029	37190
154 Ankleshwar	Ishwarsinh Thakorbhai Patel	BJP	82645	Patel Maganbhai Balubhai (Master)	INC	51202	31443
155 Olpad	Patel Mukeshbhai Zinabhai	BJP	106805	Jayeshkumar Shankarbhai Patel	INC	69747	37058
156 Mangrol (ST)	Vasava Ganpatsinh Vestabhai	BJP	79255	Chaudhari Tejasbhai Amarsinhbhai	INC	48149	31106
157 Mandvi (ST)	Vasava Parbhubhai Nagarbhai	INC	83298	Vasava Hemalataben Maheshbhai	BJP	58904	24394
158 Kamrej	Pansheriya Prfulbhai Chhaganbhai	BJP	126032	Bhagirathbhai Manubhai Pithavdiwala	INC	64661	61371
159 Surat East	Gilitwala Ranjitbhai Mangubhai	BJP	72649	Pirzada Kadir Kayamudin	INC	56860	15789
160 Surat North	Choksi Ajaykumar Jashvantlal	BJP	59690	Kachhdiya Dineshbhai Manubhai	INC	37656	22034
161 Varachha Road	Kanani Kishorbhai Shivabhai (Kumar)	BJP	68529	Gajera Dhirubhai Haribhai	INC	48170	20359
162 Karanj	Kachhadiya Janakbhai Manjibhai	BJP	65696	Zalavadiya Jaysukhbhai Devchandbhai	INC	16257	49439
163 Limbayat	Patil Sangitaben Rajendrabhai	BJP	79744	Sonvane Suresh Mohan	INC	49423	30321
164 Udhna	Narottambhai Patel	BJP	74946	Rajput Dhansukhbhai Bhagwatiprasad	INC	42192	32754
165 Majura	Sanghvi Harsh Rameshkumar	BJP	103577	Jain Dhanpatraj Lalchand	INC	32021	71556
166 Katargam	Vanani Nanubhai Bhagavanbhai	BJP	88604	Pandav Nandlal Kalabhai	INC	45332	43272
167 Surat West	Kishorbhai Ratilal Vankawala	BJP	99099	Patel Ushaben Babubhai	INC	29368	69731
168 Choryasi	Patel Rajendrabhai Parabhubhai (Rajabhai)	BJP	119917	Patel Satishbhai Champakbhai	INC	52279	67638

No. & Name of Assembly Constituency	Elected Candidate			Runner-Up Candidate			Margin
	Candidate Name	Party	Votes	Runner Up Candidate	Party	Votes	
169 Bardoli (SC)	Parmar Ishwarbhai Alias Anilbhai Ramanbhai	BJP	81049	Rana Nitinbhai Gopalbhai	INC	58777	22272
170 Mahuva (ST)	Dhodiya Mohanbhai Dhanjibhai	BJP	74161	Ishvarbhai Narsibhai Vahiya	INC	62474	11687
171 Vyara (ST)	Punabhai Dhedabhai Gamit	INC	73138	Gamit Pratapbhai Babubhai	BJP	59582	13556
172 Nizar (ST)	Gamit Kantilalbhai Reshmabhai	BJP	90191	Vasava Pareshbhai Govindbhai	INC	80267	9924
173 Dangs (ST)	Gavit Mangalbhai Gangajibhai	INC	45637	Patel Vijaybhai Rameshbhai	BJP	43215	2422
174 Jalalpore	R. C. Patel	BJP	76797	Ranjitbhai (Munnabhai) Dahyabhai Panchal	INC	58930	17867
175 Navsari	Desai Piyushbhai Dinkarbhai	BJP	81601	Patel Arvindbhai Durlabhbhai (A. D. Patel)	INC	65620	15981
176 Gandevi (ST)	Patel Mangubhai Chhaganbhai	BJP	104417	Patel Bhartiben Nardevbhai	INC	78240	26177
177 Vansda (ST)	Chaudhari Chhanabhai Kolubhai	INC	105829	Patel Nareshbhai Maganbhai	BJP	80213	25616
178 Dharampur (ST)	Patel Ishwarbhai Dhedabhai	INC	82319	Chaudhari Sumitaben Batukbhai	BJP	67021	15298
179 Valsad	Bharatbhai Kikubhai Patel	BJP	93658	Patel Dharmesh Alias Bhola Ambelal	INC	57659	35999
180 Pardi	Kanubhai Mohanlal Desai	BJP	84563	Hemant Manubhai Desai	INC	47252	37311
181 Kaprada (ST)	Chaudhari Jitubhai Harajibhai	INC	85780	Patel Prakashbhai Shankarbhai	BJP	67095	18685
182 Umbergaon (ST)	Ramanlal Nanubhai Patkar	BJP	69450	Govindbhai Vestabhai Patel	INC	41151	28299

33. Margin of Victory in Ascending Order

No. & Name of Assembly Constituency		Elected Candidate		Margin
		Candidate Name	Party	
114	Sojitra	Parmar Punambhai Madhabhai	INC	162
38	Kalol	Thakor Baldevji Chanduji	INC	343
15	Kankrej	Khanpura Dharshibhai Lakhabhai	INC	600
112	Anand	Dilipbhai Manibhai Patel	BJP	987
24	Kadi (SC)	Chavada Rameshbhai Maganbhai	INC	1217
111	Umreth	Jayantbhai Ramanbhai Patel (Boskey)	NCP	1394
139	Sankheda (ST)	Bhil Dhirubhai Chunilal	INC	1452
91	Talala	Jashubhai Dhanabhai Barad	INC	1478
61	Limbdi	Kolipatel Somabhai Gandalal	INC	1561
94	Dhari	Kotadiya Nalinbhai Nanjibhai	GPP	1575
90	Somnath	Barad Jasabhai Bhanabhai	INC	2096
34	Dehgam	Rathod Kaminiba Bhupendrasinh	INC	2297
137	Chhota Udaipur (ST)	Rathwa Mohansinh Chhotubhai	INC	2305
97	Savarkundla	Vaghasiya Vallabhbhai Vasharambhai (V. V. Vaghasiya)	BJP	2384
173	Dangs (ST)	Gavit Mangalbhai Gangajibhai	INC	2422
149	Dediapada (ST)	Motilal Puniabhai Vasava	BJP	2555
49	Bapunagar	Rajput Jagrupsinh Girdansinh	BJP	2603
51	Dariapur	Gyasuddin Habibuddin Shekh	INC	2621
65	Morbi	Amrutiya Kantilal Shivilal	BJP	2760
96	Lathi	Bavkubhai Nathabhai Undhad	INC	2764
79	Jamnagar South	Trivedi Vasuben Narendrabhai	BJP	2862
126	Godhra	C. K. Raulji	INC	2868
75	Dhoraji	Radadiya Vitthalbhai Hansrajbhai	INC	2943
77	Jamnagr Rural	Raghavji Hansraj Patel	INC	3304
8	Tharad	Patel Parabatbhai Savabhai	BJP	3473
147	Karjan	Patel Satishbhai Motibhai	BJP	3489
122	Lunawada	Patel Heerabhai Haribhai	INC	3701
16	Radhanpur	Thakor Nagarji Harchandji	BJP	3834
40	Sanand	Karamsibhai Virjibhai Patel	INC	4148
117	Mehmedabad	Gautambhai Ravjibhai Chauhan	INC	4181
36	Gandhinagar North	Patel Ashokkumar Ranchhodbhai	BJP	4225
68	Rajkot East	Rajguru Indranil Sanjaybhai	INC	4272
138	Jetpur (ST)	Rathava Jayantibhai Savajibhai	BJP	4273
146	Padra	Patel Dineshbhai Balubhai (Dinumama)	BJP	4308
85	Manavadar	Chavda Jawaharbhai Pethalajibhai	INC	4402
4	Anjar	Ahir Vasanbhai Gopalbhai	BJP	4728
140	Dabhoi	Patel Balkrishnabhai Naranbhai	BJP	5122
12	Palanpur	Patel Maheshkumar Amrutlal	INC	5284

No. & Name of Assembly Constituency		Elected Candidate		Margin
		Candidate Name	Party	
67	Wankaner	Pirzada Mahamadjavid Abdulmutalib	INC	5311
119	Thasra	Parmar Ramsinh Prabhatsinh	INC	5500
82	Dwarka	Pabubha Virambha Manek	BJP	5616
136	Vaghodia	Shrivastav Madhubhai Babubhai	BJP	5788
18	Patan	Desai Ranchhodbhai Mahijibhai	BJP	5871
76	Kalavad (SC)	Chavda Meghjibhai Amarabhai	BJP	6119
129	Fateपुर (ST)	Katara Rameshbhai Bhurabhai	BJP	6264
52	Jamalpur - Khadia	Bhatt Bhushan Ashok	BJP	6331
23	Becharaji	Patel Rajanikant Somabhai	BJP	6456
115	Matar	Chauhan Devusinh Jesingbhai	BJP	6487
116	Nadiad	Desai Pankaj Vinubhai (Gotiyo)	BJP	6587
120	Kapadvanj	Shankersinh Vaghela (Bapu)	INC	6597
33	Prantij	Baraiya Mahendrasinh Kacharsinh (Advocate)	INC	7014
93	Una	Vansh Punjabhai Bhimabhai	INC	7507
1	Abdasa	Chhabilbhai Naranbhai Patel	INC	7613
88	Keshod	Arvindbhai Keshavbhai Ladani	BJP	7937
35	Gandhinagar South	Thakor Shambhuji Chelaji	BJP	8011
37	Mansa	Chaudhari Amitbhai Harisingbhai	INC	8028
92	Kodinar (SC)	Solanki Jethabhai Danabhai	BJP	8477
2	Mandvi	Chheda Tarachand Jagashi	BJP	8506
26	Vijapur	Patel Prahladbhai Ishvarbhai	INC	8759
3	Bhuj	Dr. Nimaben Aacharya	BJP	8973
106	Gadhada (SC)	Atmaram Makanbhai Parmar	BJP	9094
6	Rapar	Patel Vaghajibhai Dharamshibhai	BJP	9216
78	Jamnagar North	Jadeja Dharmendrasinh Merubha (Hakubha Jadeja)	INC	9448
172	Nizar (ST)	Gamit Kantilalbai Reshmabhai	BJP	9924
107	Botad	Maniya Thakarshibhai Devjibhai	BJP	10005
60	Dasada (SC)	Makwana Punambhai Kalabhai	BJP	10640
72	Jasdan	Gohel Bholabhai Bhikhabhai	INC	10847
125	Morva Hadaf (ST)	Khant Savitaben Vechatbhai	INC	11289
28	Idar (SC)	Ramanlal Ishvarlal Vora	BJP	11380
71	Rajkot Rural (SC)	Bhanuben Manoharbhai Babariya	BJP	11466
170	Mahuva (ST)	Dhodiya Mohanbhai Dhanjibhai	BJP	11687
7	Vav	Shankarbhai Lagdhirbhai Patel (Chaudhary)	BJP	11911
63	Chotila	Shamjibhai Bhimjibhai Chauhan	BJP	11972
113	Petlad	Niranjan Patel	INC	12192
27	Himatnagar	Chavda Rajendrasinh Ranjitsinh (Rajubhai Chavda)	INC	12356
118	Mahudha	Thakor Natvarsinh Fulsinh	INC	13230
152	Jhagadia (ST)	Vasava Chhotubhai Amarsinh	JD(U)	13304
171	Vyara (ST)	Punabhai Dhedabhai Gamit	INC	13556

No. & Name of Assembly Constituency		Elected Candidate		Margin
		Candidate Name	Party	
86	Junagadh	Mashru Mahendrabhai Liladharbhai	BJP	13796
54	Danilimda (SC)	Shailesh Manubhai Parmar	INC	14301
151	Vagra	Arunsinh Ajitsinh Rana	BJP	14318
102	Palitana	Rathod Pravinbhai Jinabhai	INC	14325
178	Dharampur (ST)	Patel Ishwarbhai Dhedabhai	INC	15298
131	Limkheda (ST)	Bhabhor Jashvantsinh Sumanbhai	BJP	15331
108	Khambhat	Patel Sanjaykumar Ramanbhai,	BJP	15386
66	Tankara	Kundariya Mohanbhai Kalyanjibhai	BJP	15407
89	Mangrol	Chudasama Rajeshbhai Naranbhai	BJP	15714
148	Nandod (ST)	Tadvi Shabdasharan Bhailalbhai	BJP	15727
159	Surat East	Gilitwala Ranjitbhai Mangubhai	BJP	15789
175	Navsari	Desai Piyushbhai Dinkarbhai	BJP	15981
101	Gariadhar	Keshubhai Hirjibhai Nakrani	BJP	16028
17	Chanasma	Dilipkumar Virajibhai Thakor	BJP	16824
39	Viramgam	Patel Tejashreeben Dilipkumar	INC	16983
83	Porbandar	Babubhai Bhimabhai Bokharia	BJP	17146
121	Balasinor	Chauhan Mansinh Kohyabhai	INC	17171
64	Dhrangadhra	Kavadiya Jayantibhai Ramjibhai	BJP	17403
62	Wadhwan	Doshi Varshaben Narendrabhai	BJP	17558
13	Deesa	Vaghela Liladharbhai Khodaji	BJP	17706
174	Jalalpore	R. C. Patel	BJP	17867
74	Jetpur	Radadiya Jayeshbhai Vitthalbhai	INC	18033
20	Kheralu	Dhabhi Bharatsighji Sankarji	BJP	18386
84	Kutiyana	Kandhal Sarmanbhai Jadeja	NCP	18474
103	Bhavnagar Rural	Parshottmbhai Odhavjibhai Solanki	BJP	18554
181	Kaprada (ST)	Chaudhari Jitubhai Harajibhai	INC	18685
98	Rajula	Solanki Hirabhai Odhavjibhai	BJP	18710
150	Jambusar	Chhatrasinhji Pujabhai Mori	BJP	18730
58	Dholka	Chudasama Bhupendrasinh Manubha	BJP	18845
73	Gondal	Jadeja Jayrajsinh Temubha	BJP	19766
135	Savli	Inamdar Ketanbhai Mahendrabhai	IND	20319
161	Varachha Road	Kanani Kishorbhai Shivabhai (Kumar)	BJP	20359
14	Deodar	Chauhan Keshaji Shivaji	BJP	20809
109	Borsad	Parmar Rajendrasinh Dhirsinh	INC	21034
5	Gandhidham (SC)	Maheshwari Ramesh Vachchhraj	BJP	21313
11	Vadgam (SC)	Manilal Jethabhai Vaghela	INC	21839
160	Surat North	Choksi Ajaykumar Jashvantlal	BJP	22034
169	Bardoli (SC)	Parmar Ishwarbhai Alias Anilbhai Ramanbhai	BJP	22272
31	Modasa	Thakor Rajendrasinh Shivsinh	INC	22858
21	Unjha	Patel Narayanbhai Lalludas	BJP	24201

No. & Name of Assembly Constituency		Elected Candidate		Margin
		Candidate Name	Party	
25	Mahesana	Patel Nitinkumar Ratilal	BJP	24205
157	Mandvi (ST)	Vasava Parbhubhai Nagarbhai	INC	24394
69	Rajkot West	Vajubhai Rudabhai Vala	BJP	24978
177	Vansda (ST)	Chaudhari Chhanabhai Kolubhai	INC	25616
123	Santrampur (ST)	Damor Gendalbhai Motibhai	INC	25654
19	Sidhpur	Balvantsinh Chandansinh Rajput	INC	25824
176	Gandevi (ST)	Patel Mangubhai Chhaganbhai	BJP	26177
10	Danta (ST)	Kharadi Kantibhai Kalabhai	INC	26990
80	Jamjodhpur	Shapriya Chimanbhai Dharamshibhai	BJP	28191
59	Dhandhuka	Kolipatel Laljibhai Chaturbhai	BJP	28277
182	Umbergaon (ST)	Ramanlal Nanubhai Patkar	BJP	28299
99	Mahuva	Makwana Bhavanaben Raghavbhai	BJP	28352
70	Rajkot South	Govind Patel	BJP	28477
124	Shehra	Ahir (Bharvad) Jethabhai Ghelabhai	BJP	28725
22	Visnagar	Patel Rushikesh Ganeshbhai	BJP	29399
95	Amreli	Paresh Dhanani	INC	29893
127	Kalol	Rathod Arvindsinh Damsinh	BJP	30056
9	Dhanera	Patel Joitabhai Kasnabhai	INC	30291
110	Anklav	Amit Chavda	INC	30319
163	Limbat	Patil Sangitaben Rajendrabhai	BJP	30321
156	Mangrol (ST)	Vasava Ganpatsinh Vestabhai	BJP	31106
154	Ankleshwar	Ishwarsinh Thakorabhai Patel	BJP	31443
30	Bhiloda (ST)	Anil Joshiyara	INC	31543
164	Udhna	Narottambhai Patel	BJP	32754
100	Talaja	Shyal Bhartiben Dhirubhai	BJP	32844
128	Halol	Parmar Jaydrathsinhji Chandrasinhji	BJP	33206
56	Asarwa (SC)	Rajanikant Mohanlal Patel (R.M.Patel)	BJP	35045
133	Garbada (ST)	Bariya Chandrikaben Chhaganbhai	INC	35774
32	Bayad	Vaghela Mahendrasinh Shankersinh	INC	35923
179	Valsad	Bharatbhai Kikubhai Patel	BJP	35999
155	Olpad	Patel Mukeshbhai Zinabhai	BJP	37058
153	Bharuch	Dushyantbhai Rajnikant Patel	BJP	37190
180	Pardi	Kanubhai Mohanlal Desai	BJP	37311
57	Daskroi	Patel Babubhai Jamnadas	BJP	37633
81	Khambhalia	Poonamben Hematbhai Maadam	BJP	38382
104	Bhavnagar East	Dave Vibhavariben Vijaybhai (Vibhavari Dave)	BJP	39508
132	Dahod (ST)	Panada Vajesingbhai Parsingbhai	INC	39548
130	Jhalod (ST)	Garasiya Miteshbhai Kalabhai	INC	40073
42	Vejalpur	Chauhan Kishorsinh Babulal (Kishor Chauhan)	BJP	40985
144	Raopura	Rajendra Trivedi (Rajubhai Vakil)	BJP	41535

No. & Name of Assembly Constituency		Elected Candidate		Margin
		Candidate Name	Party	
87	Visavadar	Keshubhai Savdasbhai Patel	GPP	42186
166	Katargam	Vanani Nanubhai Bhagavanbhai	BJP	43272
43	Vatva	Pradipsinh Bhagwatsinh Jadeja	BJP	46932
46	Nikol	Panchal Jagdish Ishwarbhai	BJP	48712
48	Thakkarbapa Nagar	Kakadiya Vallabhbhai Gobarbhai	BJP	49251
162	Karanj	Kachhadiya Janakbhai Manjibhai	BJP	49439
143	Akota	Saurabh Patel	BJP	49867
29	Khedbrahma (ST)	Ashvin Kotwal	INC	50137
145	Manjalpur	Yogesh Patel	BJP	51785
141	Vadodara City (SC)	Vakil Manisha Rajivbhai	BJP	51889
105	Bhavnagar West	Jitendrabhai Savjibhai Vaghani (Jitu Vaghani)	BJP	53893
142	Sayajigunj	Sukhadiya Jitendra Ratilal Sukhadiya	BJP	58237
47	Naroda	Wadhvani Nirmalaben Sunilbhai	BJP	58352
158	Kamrej	Pansheriya Prafulbhai Chhaganbhai	BJP	61371
45	Naranpura	Amit Shah	BJP	63335
50	Amraiwadi	Patel Hasmukhbhai Somabhai	BJP	65425
55	Sabarmati	Arvindkumar Gandadal Patel (Arvind Dalal)	BJP	67583
168	Choryasi	Patel Rajendrabhai Parabhubhai (Rajabhai)	BJP	67638
167	Surat West	Kishorbhai Ratilal Vankawala	BJP	69731
165	Majura	Sanghvi Harsh Rameshkumar	BJP	71556
44	Ellisbridge	Shri Rakesh Shah	BJP	76672
134	Devgadhbaria	Khabad Bachubhai Maganbhai	BJP	83753
53	Maninagar	Narendra Modi	BJP	86373
41	Ghatlodia	Patel Anandiben Mafatbhai	BJP	110395

34. Women Contesting Candidates and their Results

Sr. No.	No. & Name of Assembly Constituency		Name of Contesting Candidate	Party	Votes Polled	% of Votes	Result
1	3	Bhuj	Dr. Nimaben Acharya	BJP	69174	44.93	Elected
2	5	Gandhidham (SC)	Chavada Jayshreeben Ajitbhai	INC	51675	37.35	Defeated
3	7	Vav	Thakor Geniben Nagaji	INC	60729	34.55	Defeated
4	13	Deesa	Dabhi Sharmistaben Laljibhai	LJP	1791	1.15	Defeated
5	13	Deesa	Shah Meenaben Subodhbhai	RPI(A)	415	0.27	Defeated
6	18	Patan	Prajapati Lilaben Dashrathbhai	IND	1927	1.18	Defeated
7	21	Unjha	Dr. Asha Patel	INC	51507	37.94	Defeated
8	25	Mahesana	Brahmkshatriya Nirupaben Natvarlal	IND	295	0.18	Defeated
9	26	Vijapur	Patel Sonalben Jayantibhai	SP	946	0.66	Defeated
10	30	Bhiloda (ST)	Nilaben Hasmukhbhai Madiya	BJP	64256	36.70	Defeated
11	33	Prantij	Chauhan Anjanaben Ranjitsinh	SP	380	0.24	Defeated
12	34	Dehgam	Rathod Kaminiba Bhupendrasinh	INC	61043	47.50	Elected
13	35	Gandhinagar South	Thakor Ramilaben Sanjaybhai	PAP	563	0.32	Defeated
14	38	Kalol	Parekh Arunaben Shivabhai	IND	281	0.20	Defeated
15	38	Kalol	Vaghela Savitaben Jagadishbhai	IND	1575	1.10	Defeated
16	39	Virangam	Patel Tejashreeben Dilipkumar	INC	84930	52.76	Elected
17	41	Ghatlodia	Patel Anandiben Mafatbhai	BJP	154599	74.51	Elected
18	42	Vejalpur	Shahenaz Jamalbhai Malek	IND	464	0.24	Defeated
19	43	Vatva	Tanmanben Ghanshyambhai Nagar	IND	406	0.25	Defeated
20	44	Ellisbridge	Chavda Ilaben Jesingbhai	BSP	926	0.61	Defeated
21	44	Ellisbridge	Gupta Diptiben Vipulbhai	SP	767	0.51	Defeated
22	44	Ellisbridge	Pandya Jagrutiben Harenbhai	GPP	9075	6.01	Defeated
23	47	Naroda	Wadhvani Nirmalaben Sunilbhai	BJP	96333	66.22	Elected
24	48	Thakkarbapa Nagar	Patel Gitaben Pranavkumar	INC	39480	28.04	Defeated
25	49	Bapunagar	Vora Ratnaben Dahyabhai	NCP	3185	2.83	Defeated
26	51	Dariapur	Bhavsar Rajeshriben Manharlal	DBSP	245	0.20	Defeated
27	53	Maninagar	Bhatt Shweta Sanjiv	INC	34097	21.34	Defeated
28	54	Danilimda (SC)	Solanki Bhagwatiben Bharatbhai	IND	1513	1.10	Defeated
29	57	Daskroi	Patel Jalpaben Bipinbhai	IND	1466	0.84	Defeated
30	59	Dhandhuka	Mitaben Prabhudas Gohel	BSP	741	0.54	Defeated
31	62	Wadhwan	Doshi Varshaben Narendrabhai	BJP	83049	51.39	Elected
32	69	Rajkot West	Rasilaben Hasmukhbhai Chauhan	IND	303	0.18	Defeated
33	71	Rajkot Rural (SC)	Pushpaben Ashokbhai Vala	BSP	3723	2.49	Defeated
34	71	Rajkot Rural (SC)	Bhanuben Manoharbhai Babariya	BJP	57753	38.61	Elected
35	74	Jetpur	Korat Jashuben Savjibhai	BJP	67794	39.89	Defeated
36	77	Jamnagr Rural	Chauhan Vanitaben Ashokbhai	IND	365	0.27	Defeated

Sr. No.	No. & Name of Assembly Constituency		Name of Contesting Candidate	Party	Votes Polled	% of Votes	Result
37	78	Jamnagar North	Parmar Ramaben Mavjibhai	IND	187	0.15	Defeated
38	79	Jamnagar South	Trivedi Vasuben Narendrabhai	BJP	55894	46.16	Elected
39	79	Jamnagar South	Vedant Pritiben Shaileshbhai	JD(U)	164	0.14	Defeated
40	81	Khambhalia	Poonamben Hematbhai Maadam	BJP	79087	50.13	Elected
41	81	Khambhalia	Bhanuben Manshur Khara	IND	824	0.52	Defeated
42	82	Dwarka	Rathod Valiben Kamabhai	IND	2582	1.74	Defeated
43	86	Junagadh	Joshi Shitalben Pradyumanbhai	JD(U)	365	0.25	Defeated
44	89	Mangrol	Dr. Chudasama Chandrikaben Kanjibhai	INC	52738	41.05	Defeated
45	89	Mangrol	Mori Maniben Nathabhai	BSP	1721	1.34	Defeated
46	94	Dhari	Kokilaben Jaysukhbhai Kakadiya	INC	39941	30.58	Defeated
47	94	Dhari	Makwana Poonamgauri Rameshkumar	LJP	909	0.70	Defeated
48	95	Amreli	Solanki Rekhaben Kashyapbhai	JD(U)	613	0.36	Defeated
49	99	Mahuva	Makwana Bhavanaben Raghavbhai	BJP	57498	47.28	Elected
50	99	Mahuva	Mer Niluben Lakhabhai	LJP	1411	1.16	Defeated
51	100	Talaja	Shyal Bhartiben Dhirubhai	BJP	66357	52.29	Elected
52	104	Bhavnagar East	Dave Vibhavariben Vijaybhai (Vibhavari Dave)	BJP	85375	59.15	Elected
53	104	Bhavnagar East	Geetaben Nanubhai Mer	IND	624	0.43	Defeated
54	104	Bhavnagar East	Paunda Geeta Chetan	IND	739	0.51	Defeated
55	105	Bhavnagar West	Vijuben Nitinbhai Gohil	BSP	702	0.51	Defeated
56	109	Borsad	Solanki Naynaben Ramanbhai	BJP	62587	40.20	Defeated
57	111	Umreth	Bhoi Daxaben Bharatbhai	IND	2185	1.35	Defeated
58	114	Sojitra	Parmar Punjaben Rajeshbhai	LJP	704	0.51	Defeated
59	115	Matar	Vyas Hetalben Vinubhai	BSP	1066	0.70	Defeated
60	115	Matar	Prajapati Sumitraben Nareshbhai	IND	1823	1.19	Defeated
61	116	Nadiad	Pathan Rizvanabanu Basid Ahemad	SP	605	0.40	Defeated
62	119	Thasra	Pratikshaben Tinubhai Parmar	BJP	72726	44.70	Defeated
63	125	Morva Hadaf (ST)	Khant Savitaben Vechatbhai	INC	56886	47.21	Elected
64	130	Jhalod (ST)	Sangada Induben Nathubhai	IND	7371	5.57	Defeated
65	133	Garbada (ST)	Bariya Chandrikaben Chhaganbhai	INC	69295	57.54	Elected
66	133	Garbada (ST)	Rathod Mohindraben Ajitsinh	BJP	33521	27.83	Defeated
67	141	Vadodara City (SC)	Rohit Manjulaben Madhusudan	BSP	1863	1.15	Defeated
68	141	Vadodara City (SC)	Vakil Manisha Rajivbhai	BJP	103700	64.04	Elected
69	141	Vadodara City (SC)	Solanki Jayshreeben Ashwinbhai	INC	51811	31.99	Defeated
70	142	Sayajigunj	Pathan Sabina Irfankhan	SP	1001	0.62	Defeated
71	143	Akota	Bharti Parmar	SUCI	520	0.35	Defeated
72	144	Raopura	Yadav Kirtiben Harishkumar	SP	488	0.30	Defeated

Sr. No.	No. & Name of Assembly Constituency		Name of Contesting Candidate	Party	Votes Polled	% of Votes	Result
73	145	Manjalpur	Karkar Hasumatiben Vinod (Hasumatiben Vinodbhai Karkar (Patel))	GPP	505	0.37	Defeated
74	145	Manjalpur	Mistry Meenaben Khushalbhai (Meenaben Khushalbhai Mistry)	MaJP	219	0.16	Defeated
75	145	Manjalpur	Pal Sarojben Rajesh (Sarojben)	IND	1360	0.99	Defeated
76	146	Padra	Kachiya Patel Vaishaliben Radhekrishna	IND	941	0.60	Defeated
77	147	Karjan	Saiyad Najerabanu Mobinali	SP	238	0.17	Defeated
78	157	Mandvi (ST)	Vasava Hemalataben Maheshbhai	BJP	58904	35.22	Defeated
79	157	Mandvi (ST)	Chaudhari Nitaben Chhaganbhai	IF	2018	1.21	Defeated
80	158	Kamrej	Brahmkstriya Bhagvatiben Khetsinhbhai	IND	1715	0.78	Defeated
81	159	Surat East	Mulla Faridabibi Abdul Rehman	IF	522	0.38	Defeated
82	160	Surat North	Sheikh Aminabibi Ayyubhai	IND	133	0.13	Defeated
83	163	Limbayat	Patil Sangitaben Rajendrabhai	BJP	79744	53.07	Elected
84	163	Limbayat	Shekh Shabirabibi Mahmad Yusuf	IF	214	0.14	Defeated
85	163	Limbayat	Multani Ayashaben Shahbuddin	IND	1096	0.73	Defeated
86	163	Limbayat	Shekh Aminabee Harun	IND	762	0.51	Defeated
87	164	Udhna	Shirsath Shobhaben Kishanbhai	IF	326	0.25	Defeated
88	167	Surat West	Patel Ushaben Babubhai	INC	29368	22.03	Defeated
89	168	Choryasi	Khan Hina Begam Kamaruddin	IF	889	0.46	Defeated
90	169	Bardoli (SC)	Ornawala Champaben Dhirubhai	GPP	2516	1.69	Defeated
91	170	Mahuva (ST)	Hemangini Dipakkumar Garasia	IND	11616	7.47	Defeated
92	173	Dangs (ST)	Sakuben Pitambarbhai Sendane	BSP	1493	1.48	Defeated
93	176	Gandevi (ST)	Patel Bhartiben Nardevbhai	INC	78240	40.97	Defeated
94	178	Dharampur (ST)	Chaudhari Sumitraben Batukbhai	BJP	67021	41.29	Defeated
95	179	Valsad	Patel Sandipaben Bhanabhai	IF	765	0.49	Defeated
96	180	Pardi	Advocate Purva Pradip Gajare	IND	3189	2.27	Defeated
97	181	Kaprada (ST)	Patel Harshaben Gaurangbhai	IND	6910	3.99	Defeated

35. Assembly Constituency wise Winner, Runner-up & 2nd Runner-Up Candidates

No. & Name of Assembly Constituency	Winner Candidate Details				Runner-Up Candidate Details				2nd Runner-Up Candidate Details			
	Candidate Name	Votes	Party	Margin	Candidate Name	Votes	Party	Candidate Name	Votes	Party	Candidate Name	Votes
1	Abdasa	Chhabilbhai Naranbhai Patel	60704	INC	7613	Bhanushali Jayantilal Parsottam	53091	BJP	19631	Sodha Maheshoji Ranaji	19631	GPP
2	Mandvi	Chheda Tarachand Jagashi	61984	BJP	8506	Parmar Kishorsinh Rajendrasinh	53478	INC	12720	Gadhavi Vijaykumar Karasanbhai	12720	GPP
3	Bhuj	Dr. Nimaben Acharya	69174	BJP	8973	Amirali Hajihushen Lodhiya	60201	INC	16254	Hirani Ramji Shivji (R.S.Hirani)	16254	IND
4	Anjar	Ahir Vasanbhai Gopalbhai	64789	BJP	4728	V. K. Humbal	60061	INC	3640	Vaniya Jagdishbhai Meghijbhai	3640	IND
5	Gandhidham (SC)	Maheshwari Ramesh Vachchhraj	72988	BJP	21313	Chavada Jayshreeben Ajitbhai	51675	INC	4786	Kochara Kishorbhai Kanjibhai	4786	BSP
6	Rapar	Patel Vaghajibhai Dharamshibhai	55280	BJP	9216	Gada Babulal Meghaji	46064	INC	5157	Hamirabhai Bijalbhai Dhila	5157	IND
7	Vav	Shankarbhai Lagdhirbhai Patel (Chaudhary)	72640	BJP	11911	Thakor Geniben Nagaji	60729	INC	30185	Thakkar Chandulal Tejarambhai	30185	NCP
8	Tharad	Patel Parabatbhai Savabhai	68517	BJP	3473	Patel Mavjibhai Chatrabhai	65044	INC	14074	Jeradiya Shatibhai Bhagabhai	14074	IND
9	Dhanera	Patel Joitabhai Kasnabhai	87460	INC	30291	Purohit Vasantbhai Ranchhodji	57169	BJP	4901	Dabhi Rupabhai Chenabhai	4901	BSP
10	Danta (ST)	Kharadi Kantibhai Kalabhai	73751	INC	26990	Gamabhai Bhikhabhai Kharadi	46761	BJP	12432	Bumbadiya Mahendrabhai Keshrabhai	12432	IND
11	Vadgam (SC)	Manilal Jethabhai Vaghela	90375	INC	21839	Vaghela Fakirbhai Raghabhai	68536	BJP	5190	Parmar Jayeshkumar Khemchandbhai	5190	IND
12	Palanpur	Patel Maheshkumar Amrutlal	75097	INC	5284	Prajapati Govindbhai Madhavlal	69813	BJP	5269	Shrimali Ashokbhai Balchandbhai	5269	IND

No. & Name of Assembly Constituency	Winner Candidate Details				Runner-Up Candidate Details				2nd Runner-Up Candidate Details			
	Candidate Name	Votes	Party	Margin	Candidate Name	Votes	Party	Candidate Name	Votes	Party	Candidate Name	Votes
13 Deesa	Vaghela Liladharbhai Khodaji	66294	BJP	17706	Joshi Rajendrakumar Dhudalal (Rajubhai Joshi)	48588	INC	Mali Mangalji Madroopji	21148	INC		IND
14 Deodar	Chauhan Keshaji Shivaji	76265	BJP	20809	Rabari Govabhai Hamirabhai	55456	INC	Vaghela Hirabhai Premabhai	12882	INC		IND
15 Kankrej	Khanpura Dharshibhai Lakhabhai	73900	INC	600	Vaghela Kirtisinh Prabhatsinh	73300	BJP	Desai Ishvarbhai Mahadevbhai	7371	BJP		GPP
16 Radhanpur	Thakor Nagarji Harchandji	69493	BJP	3834	Bhavsinhji Dayaji Rathod	65659	INC	Bharvad Merabhai Rajabhai	5225	INC		IND
17 Chanasma	Dilipkumar Virajibhai Thakor	83462	BJP	16824	Thakor Dineshbhai Aataji	66638	INC	Chaudhari Rameshbhai Nathabhai	2794	INC		BSP
18 Patan	Desai Ranchhodhbhai Mahijibhai	67224	BJP	5871	Thakor Jodhaji Galabji	61353	INC	Desai Kanjibhai Motibhai	17110	INC		IND
19 Sidhpur	Balvantsinh Chandansinh Rajput	87518	INC	25824	Jaynarayan Vyas	61694	BJP	Patel Dilipkumar Lilachand	2586	BJP		IND
20 Kheralu	Dhabhi Bharatsighji Sankarji	68195	BJP	18386	Thakor Babuji Ujamji	49809	INC	Rajput Kiritkumar Laxmansingh	4515	INC		IND
21 Unjha	Patel Narayanbhai Lalludas	75708	BJP	24201	Dr. Asha Patel	51507	INC	Patel Ambalal Talashibhai	3749	INC		IND
22 Visnagar	Patel Rushikesh Ganeshbhai	76185	BJP	29399	Patel Bholabhai Chaturdas	46786	NCP	Thakor Ajmelji Keshaji	10274	NCP		IND
23 Becharaji	Patel Rajanikant Somabhai	68447	BJP	6456	Darbar Rajendrasinh Udesinhji	61991	INC	Patel Kiritkumar Dahyabhai	13998	INC		GPP
24 Kadi (SC)	Chavada Rameshbhai Maganbhai	84276	INC	1217	Hitu Kanodiya	83059	BJP	Parmar Girishbhai Laxmanbhai	3191	BJP		IND
25 Mahesana	Patel Nitinkumar Ratilal	90134	BJP	24205	Patel Natvarlal Pitambardas	65929	INC	Saiyad Ibrahimmiya Bakshumiya	2971	INC		IND
26 Vijapur	Patel Prahladbhai Ishvarbhai	70729	INC	8759	Kantibhai Ramabhai Patel	61970	BJP	Rathod Lalsinh Shivsinh	5453	BJP		IND

No. & Name of Assembly Constituency	Winner Candidate Details				Runner-Up Candidate Details				2nd Runner-Up Candidate Details			
	Candidate Name	Votes	Party	Margin	Candidate Name	Votes	Party	Candidate Name	Votes	Party	Candidate Name	Votes
27 Himatnagar	Chavda Rajendrasinh Ranjitsinh (Rajubhai Chavda)	85008	INC	12356	Patel Prafulbhai Khodabhai	72652	BJP	Shekh Aslambhai Sabdarhusen	3394	IND		
28 Idar (SC)	Ramanlal Ishvarlal Vora	90279	BJP	11380	Solanki Ramabhai Virchandbhai	78899	INC	Solanki Natvarbhai Govabhai	3975	IND		
29 Khedbrahma (ST)	Ashvin Kotwal	88488	INC	50137	Makwana Bhojabhai Hujabhai	38351	BJP	Dhrangi Rumlalbai Arjanbhai	11294	IND		
30 Bhiloda (ST)	Anil Joshiyara	95799	INC	31543	Nilaben Hasmukhbhai Madiya	64256	BJP	Balusingh Somansingh Narve	6366	IND		
31 Modasa	Thakor Rajendrasinh Shivsinh	88879	INC	22858	Parmar Dilipsinhji Vakhatsinhji	66021	BJP	Patel Sureshkumar Jyantlal	5854	IND		
32 Bayad	Vaghela Mahendrasinh Shankersinh	74646	INC	35923	Jhala Udesinh Pujaji	38723	BJP	Patel Chunibhai Bababhai	28859	IND		
33 Prantij	Baraiya Mahendrasinh Kacharsinh (Advocate)	76097	INC	7014	Chauhan Jaysinhji Mansinhji	69083	BJP	Panwala Mahammadshafik Abdulkadar	5881	IND		
34 Dehgam	Rathod Kaminiba Bhupendrasinh	61043	INC	2297	Thakor Rohitji Chanduji	58746	BJP	Raval Kirittkumar Natarvarlal	4199	IND		
35 Gandhinagar South	Thakor Shambhuji Chelaji	87999	BJP	8011	Thakor Jugaji Nathaji	79988	INC	Patel Prashantkumar Babulal	3958	IND		
36 Gandhinagar North	Patel Ashokkumar Ranchhodbhai	73551	BJP	4225	Patel Sureshkumar Chaturdas	69326	INC	Vipulchandra Mansukhbhai Muchhadiya	2236	IND		
37 Mansa	Chaudhari Amitbhai Harisingbhai	78068	INC	8028	D. D. Patel	70040	BJP	Prajapati Vitthalbhai Viradas	3216	IND		
38 Kalol	Thakor Baldevji Chanduji	64757	INC	343	Dr. Atulbhai Kalidas Patel	64414	BJP	Thakor Gamaji Ambaram	5586	IND		
39 Viramgam	Patel Tejashreeben Dilipkumar	84930	INC	16983	Patel Pragjibhai Naranbhai	67947	BJP	Vaghela Kishorbhai Mahobatsinh	4043	IND		

No. & Name of Assembly Constituency	Winner Candidate Details				Runner-Up Candidate Details				2nd Runner-Up Candidate Details			
	Candidate Name	Votes	Party	Margin	Candidate Name	Votes	Party	Candidate Name	Votes	Party	Candidate Name	Votes
40 Sanand	Karamsibhai Virjibhai Patel	73453	INC	4148	Kamabhai Gagjibhai Rathod	69305	BJP	Vaghela Alpeshsinh Surubha	4329	IND		
41 Ghatlodia	Patel Anandiben Mafatbhai	154599	BJP	110395	Patel Rameshbhai Prahladbhai (Dudhwala)	44204	INC	Patel Chiragbhai Bharatbhai	2829	GPP		
42 Vejalpur	Chauhan Kishorsinh Babulal (Kishor Chauhan)	113507	BJP	40985	Pathan Murtujakhan Akbarkhan	72522	INC	Kshatriy Birju Motisinh	2164	IND		
43 Vatva	Pradipsinh Bhagwatsinh Jadeja	95580	BJP	46932	Patel Atulkumar Ravjibhai	48648	INC	Bharwad Shaileshbhai Gandabhai	4633	NCP		
44 Ellisbridge	Shri Rakesh Shah	106631	BJP	76672	Kamleshkumar Babulal Shah	29959	INC	Pandya Jagrutiben Harenbhai	9075	GPP		
45 Naranpura	Amit Shah	103988	BJP	63335	Dr. Jitubhai B. Patel	40653	INC	Himanshu Vikrambhai Shah	1487	IND		
46 Nikol	Panchal Jagdish Ishwarbhai	88286	BJP	48712	Ghori Narsinhbhai Jayrambhai	39574	INC	Ansari Liyakatali Aamirahmad	5208	NCP		
47 Naroda	Wadhvani Nirmalaben Sunilbhai	96333	BJP	58352	Bharwad Bhavanbhai Surabhai	37981	INC	Sonpal Pankajbhai Labshankar	4451	GPP		
48 Thakkarbapa Nagar	Kakadiya Vallabbhai Gobarbhai	88731	BJP	49251	Patel Gitaben Pranavkumar	39480	INC	Sangani Bhupendrabhai Dhanjibhai	6708	GPP		
49 Bapunagar	Rajput Jagrupsinh Girdansinh	51058	BJP	2603	Shyani Dhirubhai Thakarshibhai	48455	INC	Vora Ratnaben Dahyabhai	3185	NCP		
50 Amraiwadi	Patel Hasrumbhai Somabhai	108683	BJP	65425	Gadhvi Bipinbhai Gopalbhai	43258	INC	Koradiya Kalyanbhai Aljibhai	3645	BSP		
51 Dariapur	Gyasuddin Habibuddin Shekh	60967	INC	2621	Bharat Barot	58346	BJP	Shrimali Rameshbhai Prabhudas	1111	IND		
52 Jamalpur - Khadia	Bhatt Bhushan Ashok	48058	BJP	6331	Samirkhan Vajirkhan Sipai	41727	INC	Sabirbhai Kabiwala	30513	IND		

No. & Name of Assembly Constituency	Winner Candidate Details				Runner-Up Candidate Details				2nd Runner-Up Candidate Details			
	Candidate Name	Votes	Party	Margin	Candidate Name	Votes	Party	Candidate Name	Votes	Party	Candidate Name	Votes
53 Maninagar	Narendra Modi	120470	BJP	86373	Bhatt Shweta Sanjiv	34097	INC	Pavanbhai Shrvanbhai Makan	1488	IND		
54 Danilimda (SC)	Shailesh Manubhai Parmar	73573	INC	14301	Girish Parmar	59272	BJP	Solanki Bhagwatiben Bharatbhai	1513	IND		
55 Sabarmati	Arvindkumar Gandlal Patel (Arvind Dalal)	107036	BJP	67583	Patel Bharatkumar Govindlal (Bharat Vakil)	39453	INC	Bipin Kantilal Panchal	1943	GPP		
56 Asarwa (SC)	Rajanikant Mohanlal Patel (R.M.Patel)	76829	BJP	35045	Surajkar Mangalbhai Hirabhai (Mangal Surajkar)	41784	INC	Piyaja Mohanbhai Maganbhai (Advocate)	1945	BSP		
57 Daskroi	Patel Babubhai Jamnadas	95813	BJP	37633	Baraiya Laxmanbhai Ambalal	58180	INC	Gajera Rajeshbhai Jerambhai	7363	GPP		
58 Dholka	Chudasama Bhupendrasinh Manubha	75242	BJP	18845	Chavda Pradyumansinh Pratapbhai	56397	INC	Makwana Bhavubhai Popatbhai	3628	IND		
59 Dhandhuka	Kolipatel Laljibhai Chaturbhai	77573	BJP	28277	M. M. Shah	49296	INC	Sarvaiya Dhirubhai Amarshibhai	4667	IND		
60 Dasada (SC)	Makwana Punambhai Kalabhai	65404	BJP	10640	Manharlal Maganlal Makwana	54764	INC	Makwana Nareshbhai Tejabhai	3670	BSP		
61 Limbdi	Kolipatel Somabhai Gandalal	72203	INC	1561	Kiritsinh Jitubha Rana	70642	BJP	Himatbhai Kanjibhai Mithapara	5103	IND		
62 Wadhwan	Doshi Varshaben Narendrabhai	83049	BJP	17558	Vyas Himanshu Chimanlal	65491	INC	Limbadiya Kantilal Vitthalbhai	3080	IND		
63 Chotila	Shamjibhai Bhimjibhai Chauhan	72111	BJP	11972	Fatepara Devjibhai Govindbhai	60139	INC	Chothabhai Chhanabhai Sarla	4250	IND		
64 Dhrangadhra	Kavaciya Jayantibhai Ramjibhai	87621	BJP	17403	Patel Jayeshbhai Harilal	70218	INC	Parmar Dhirajbhai Popatbhai	12911	GPP		
65 Morbi	Amrutiya Kantilal Shivalal	77386	BJP	2760	Brijesh Merja	74626	INC	S. P. Multani	2560	IND		

No. & Name of Assembly Constituency	Winner Candidate Details				Runner-Up Candidate Details				2nd Runner-Up Candidate Details			
	Candidate Name	Votes	Party	Margin	Candidate Name	Votes	Party	Candidate Name	Votes	Party	Candidate Name	Votes
66 Tankara	Kundariya Mohanbhai Kalyanjibhai	63630	BJP	15407	Vadaviya Maganbhai Dhanjibhai	48223	INC	Kagathara Laleetbhai Karamshibhai	15746	IND		
67 Wankaner	Pirzada Mahamadjavid Abdulmutalib	59038	INC	5311	Somani Jitendrabhai Kantilal (Jitu Somani)	53727	BJP	Bavarava Parasotambhai Vershibhai	30319	GPP		
68 Rajkot East	Rajguru Indranil Sanjaybhai	60877	INC	4272	Shukla Kashyap Chimanbhai	56605	BJP	Ambliya Pravinbhai Ghusabhai	20003	GPP		
69 Rajkot West	Vajubhai Rudabhai Vala	90405	BJP	24978	Atul Rasikbhai Rajani	65427	INC	Makadia Jaydeep Jayantibhai	5194	GPP		
70 Rajkot South	Govind Patel	77308	BJP	28477	Donga Mitul Himatbhai	48831	INC	Kacha Rashminbhai Chhaganbhai	8410	GPP		
71 Rajkot Rural (SC)	Bhanuben Manoharbhai Babariya	57753	BJP	11466	Sagathiya Lakhbhai Jethabhai	46287	INC	Girishbhai Haribhai Parmar	36446	GPP		
72 Jasdhan	Gohel Bholabhai Bhikhabhai	78055	INC	10847	Dr. Bharatbhai Khodabhai Boghra	67208	BJP	Devshibhai Nagjibhai Tadhani	7028	GPP		
73 Gondal	Jadeja Jayrajsinh Temubha	79709	BJP	19766	Zadafia Gordhanbhai Pragajibhai	59943	GPP	Vaghasiya Chandubhai Bachubhai	3519	NCP		
74 Jetpur	Radadiya Jayeshbhai Vitthalbhai	85827	INC	18033	Korat Jashuben Savjibhai	67794	BJP	Solanki Jitendrabhai Jerambhai	2556	BSP		
75 Dhoraji	Radadiya Vitthalbhai Hansrajbhai	76189	INC	2943	Patel Harilal Madhavjibhai	73246	BJP	Nandaniya Hareshbhai Kanjibhai	2494	BSP		
76 Kalavad (SC)	Chavda Meghijbhai Amarabhai	49027	BJP	6119	Parmar Dineshbhai Rudabhai (Dr. Dinesh Parmar)	42908	INC	Girdharbhai Alabhai Vaghela	33418	GPP		
77 Jamnagr Rural	Raghavji Hansraj Patel	60499	INC	3304	Faldu Ranchhodbhai Chanabhai	57195	BJP	Dodepotra Jusab Hajibhai	4875	BSP		
78 Jamnagar North	Jadeja Dharmendrasinh Merubha (Hakubha Jadeja)	61642	INC	9448	Ayar Bera Mulubhai Hardasbhai	52194	BJP	Sodha Salimbhai Nurmamadbhai	2297	IND		

No. & Name of Assembly Constituency	Winner Candidate Details				Runner-Up Candidate Details				2nd Runner-Up Candidate Details			
	Candidate Name	Votes	Party	Margin	Candidate Name	Votes	Party	Candidate Name	Votes	Party	Candidate Name	Votes
79	Jamnagar South	Trivedi Vasuben Narendrabhai	55894	BJP	2862	Lal Jitendra Haridas (Jitu Lal)	53032	INC	Sabhaya Tulshibhai Mayjibhai	5747	GPP	
80	Jamjodhpur	Shapriya Chimanbhai Dharamshibhai	75395	BJP	28191	Ahir Hardas Karshan Khava	47204	INC	Pravinbhai Kanjibhai Tada	6527	GPP	
81	Khambhalia	Poonamben Hematbhai Maadam	79087	BJP	38382	Ahir Ebha Karsan Karmur	40705	INC	Nakum Lajji Devsi	15765	GPP	
82	Dwarka	Pabubha Virambha Manek	70062	BJP	5616	Ahir Kandoriya Mulubhai Ranmalbhai	64446	INC	Sumaniya Patramalbha Balubha	4037	IND	
83	Porbandar	Babubhai Bhimabhai Bokhiria	77604	BJP	17146	Arjunbhai Devabhai Modhwadia	60458	INC	Rohit Patel	2233	IND	
84	Kutiyana	Kandhal Sarmanbhai Jadeja	61416	NCP	18474	Karshanbhai Dulabhai Odedra	42942	BJP	Bharat Malde Khunti	3205	IND	
85	Manavadar	Chavda Jawaharbai Pethalajibhai	72879	INC	4402	Ratibhai Gordhanbhai Sureja	68477	BJP	Dineshbhai Lajibhai Kacha	10985	GPP	
86	Junagadh	Mashru Mahendrabhai Liladharbai	66669	BJP	13796	Joshi Bhikhabhai Galabhai	52873	INC	Lalitbhai Bhimajibhai Suvagiya	16386	GPP	
87	Visavadar	Keshubhai Savdasbhai Patel	85967	GPP	42186	Bhalala Kanubhai Mepabhai	43781	BJP	Vinodbhai Bachubhai Kadivar	3364	CPM	
88	Keshod	Arvindbhai Keshavbhai Ladani	53772	BJP	7937	Kotadiya Maganbhai Karshanbhai	45835	INC	Chudasama Meramanbhai Arashibhai	25499	GPP	
89	Mangrol	Chudasama Rajeshbhai Naranbhai	68452	BJP	15714	Dr. Chudasama Chandrikaben Kanjibhai	52738	INC	Saiyad Altafhusen Abdullamiya	2828	IND	
90	Somnath	Barad Jasabhai Bhanabhai	56701	INC	2096	Jotva Rajsibhai Virabhai	54605	BJP	Vala Jagmalbhai Jadavbhai	23417	IND	
91	Talala	Jashubhai Dhanabhai Barad	62722	INC	1478	Parmar Govind Varjang	61244	BJP	Nathubhai Kanabhai Kamaliya	10599	GPP	
92	Kodinar (SC)	Solanki Jethabhai Danabhai	63319	BJP	8477	Mohanbhai Malabhai Vala	54842	INC	Sosa Ramji Gangabhai	2812	IND	

No. & Name of Assembly Constituency	Winner Candidate Details				Runner-Up Candidate Details				2nd Runner-Up Candidate Details				
	Candidate Name	Votes	Party	Margin	Candidate Name	Votes	Party	Candidate Name	Votes	Party	Candidate Name	Votes	Party
93 Una	Vansh Punjabhai Bhimabhai	69824	INC	7507	Kalubhai Chanabhai Rathod	62317	BJP	Parsotambhai Haribhai Thumar	6441	BJP	Parsotambhai Haribhai Thumar	6441	GPP
94 Dhari	Kotadiya Nalinbhai Nanjibhai	41516	GPP	1575	Kokilaben Jaysukhbhai Kakadiya	39941	INC	Bhuva Mansukhbhai Panchabhai	38966	INC	Bhuva Mansukhbhai Panchabhai	38966	BJP
95 Amreli	Pareesh Dhanani	86583	INC	29893	Dileep Sanghani	56690	BJP	Hirpara Pragajibhai Madhabhai	16454	BJP	Hirpara Pragajibhai Madhabhai	16454	GPP
96 Lathi	Bavkubhai Nathabhai Undhad	48793	INC	2764	Khokhariya Valajibhai Nanajibhai	46029	BJP	Harajibhai Narola	13004	BJP	Harajibhai Narola	13004	GPP
97 Savarkundla	Vaghasiya Vallabhbhai Vasharambhai (V. V. Vaghasiya)	37246	BJP	2384	Pratap Dudhat	34862	INC	Kalubhai Virani	14517	INC	Kalubhai Virani	14517	IND
98 Rajula	Solanki Hirabhai Odhavjibhai	75447	BJP	18710	Babubhai Rambhai Ram	56737	INC	Parmar Ravjibhai Savjibhai	3302	INC	Parmar Ravjibhai Savjibhai	3302	GPP
99 Mahuva	Makwana Bhavanaben Raghavbhai	57498	BJP	28352	Bharatkumar Bhaskarrao Thakar	29146	IND	Mehta Rajbhai Jashvantbhai	27855	IND	Mehta Rajbhai Jashvantbhai	27855	INC
100 Talaja	Shyal Bhartiben Dhirubhai	66357	BJP	32844	Sarvaiya Sanjaysinh Ajitsinh	33513	INC	Manharbhai Ravjibhai Baldaniya	15859	INC	Manharbhai Ravjibhai Baldaniya	15859	IND
101 Gariadhar	Keshubhai Hirjibhai Nakrani	53377	BJP	16028	Mangukiya Babubhai Mavajibhai	37349	INC	Dr. Kanubhai V. Kalsariya	10963	INC	Dr. Kanubhai V. Kalsariya	10963	IND
102 Palitana	Rathod Pravinbhai Jinabhai	69396	INC	14325	Sarvaiya Mahendrasinh Parakramsinh	55071	BJP	Yadav Arjunbhai Rupsangbhai	15895	BJP	Yadav Arjunbhai Rupsangbhai	15895	IND
103 Bhavnagar Rural	Parshottmbhai Odhavjibhai Solanki	83980	BJP	18554	Gohil Shaktisinh	65426	INC	Bhaliya Natubhai Kanjibhai	6625	INC	Bhaliya Natubhai Kanjibhai	6625	IND
104 Bhavnagar East	Dave Vibhavariben Vijaybhai (Vibhavari Dave)	85375	BJP	39508	Joshi Rajeshbhai Mahendrabhai (Rajesh Joshi)	45867	INC	Arun Mehta	5149	INC	Arun Mehta	5149	CPM
105 Bhavnagar West	Jitendrabhai Savjibhai Vaghani (Jitu Vaghani)	92584	BJP	53893	Mansukhbhai Raiyabhai Kanani (Dr. Kanani)	38691	INC	Salimbhai Adambhai Mehtar	2765	INC	Salimbhai Adambhai Mehtar	2765	IND

No. & Name of Assembly Constituency	Winner Candidate Details				Runner-Up Candidate Details				2nd Runner-Up Candidate Details			
	Candidate Name	Votes	Party	Margin	Candidate Name	Votes	Party	Candidate Name	Votes	Party	Candidate Name	Votes
106 Gadhada (SC)	Atmaram Mankanbhai Parmar	64053	BJP	9094	Maru Pravinbhai Tidabhai	54959	INC	Parmar Dhanjibhai Khimabhai	11712	GPP		
107 Botad	Maniya Thakarshibhai Devjibhai	86184	BJP	10005	Kunvarjibhai Mohanbhai Bavaliya	76179	INC	Shekh Aashifbhai Alarkhbhai	5742	IND		
108 Khambhat	Patel Sanjaykumar Ramanbhai,	74761	BJP	15386	Chudasama Sandipsinh Vajubha	59375	INC	Patel Chandrakant Bhailalbhai,	5443	GPP		
109 Borsad	Parmar Rajendrasinh Dhirsinh	83621	INC	21034	Solanki Naynaben Ramanbhai	62587	BJP	Patel Ashokbhai Maganbhai	5726	IND		
110 Anklav	Amit Chavda	81575	INC	30319	Solanki Jasavantsinh Amarsinh (Jashubha)	51256	BJP	Chavada Kaushikkumar Ravjibhai	4182	IND		
111 Umreth	Jayantbhai Ramanbhai Patel (Boskey)	67363	NCP	1394	Govindbhai Rajjibhai Parmar	65969	BJP	Shelat Subhashchandra Somesvar	21042	IND		
112 Anand	Dilipbhai Manibhai Patel	82956	BJP	987	Kantibhai Sodhaparmar (Bhagat)	81969	INC	Raj Dilipsinh Somsinh	2539	IND		
113 Petlad	Niranjan Patel	77312	INC	12192	Patel Dipakbhai Ravjibhai	65120	BJP	Parmar Hitendrasinh Mohansinh	2426	SP		
114 Sojitra	Parmar Punambhai Madhabhai	65210	INC	162	Patel Vipulkumar Vinubhai	65048	BJP	Pravinchandra Ishwarlal Anjara	3404	IND		
115 Matar	Chauhan Devusinh Jesingbhai	71021	BJP	6487	Patel Sanjaybhai Haribhai	64534	INC	Bharvad Zalabhai Ghelabhai	8324	IND		
116 Nadiad	Desai Pankaj Vinubhai (Gotiyo)	75335	BJP	6587	Jitrendrabhai Suryakantbhai Patel (Azad)	68748	INC	Vhora Ayubhai Hajibhai	3509	IND		
117 Mehmedabad	Gautambhai Ravjibhai Chauhan	68767	INC	4181	Chauhan Sundersinh Bhalabhai	64586	BJP	Dabhi Dolatsinh Somabhai	11662	GPP		
118 Mahudha	Thakor Natvarsinh Fulsinh	58373	INC	13230	Sodha Khumansinh Ratansinh	45143	BJP	Vaghela Shankarbhai Desaibhai	24524	IND		

No. & Name of Assembly Constituency	Winner Candidate Details				Runner-Up Candidate Details				2nd Runner-Up Candidate Details			
	Candidate Name	Votes	Party	Margin	Candidate Name	Votes	Party	Candidate Name	Votes	Party	Candidate Name	Votes
119 Thasra	Parmar Ramsinh Prabhatsinh	78226	INC	5500	Pratikshaben Tinubhai Parmar	72726	BJP	Malek Habibbhai Abdulbhai	4849	IND		
120 Kapadvanj	Shankersinh Vaghela (Bapu)	88641	INC	6597	Dabhi Kanubhai Bhulabhai	82044	BJP	Raval Kartikey Ratilal (Pintubhai)	5147	IND		
121 Balasinor	Chauhan Mansinh Kohyabhai	87088	INC	17171	Pathak Rajeshbhai Urfe Pappubhai Gajanan	69917	BJP	Shaikh Mustakbhai Aiyubhai	6698	IND		
122 Lunawada	Patel Heerabhai Haribhai	72814	INC	3701	Malivad Kalubhai Hirabhai	69113	BJP	Patel Bhupendrakumar Jethabhai	9212	IND		
123 Santrampur (ST)	Damor Gendalbhai Motibhai	68026	INC	25654	Bhamat Mansinh Vallabhabhai	42372	BJP	Dindor Bharatbhai Punabhai	5739	GPP		
124 Shehra	Ahir (Bharvad) Jethabhai Ghelabhai	76468	BJP	28725	Solanki Takhtsinh Ravsinh	47743	INC	Pagi Rangitbhai Prabhatbhai	12562	GPP		
125 Morva Hadaf (ST)	Khant Savitaben Vechatbhai	56886	INC	11289	Damor Bijalbhai Valabhai	45597	BJP	Dindor Vikramsinh Ramsinh	12792	IND		
126 Godhra	C. K. Rauji	73367	INC	2868	Chauhan Pravinsinh Prabhatsinh	70499	BJP	Patel Rameshbhai Ravjibhai	5744	IND		
127 Kalol	Rathod Arvindsinh Damsinh	69275	BJP	30056	Jadav Rajendrasinh Chandrasinh	39219	INC	Chauhan Fatesinh Vakhatsinh	20690	GPP		
128 Halol	Parmar Jaydrathsinhji Chandrasinhji	93854	BJP	33206	Parmar Rajendrasinh Balvantsinh	60648	INC	Nayak Ghanshyambhai Himatbhai	7339	BSP		
129 Fatepura (ST)	Katara Rameshbhai Bhurabhai	57828	BJP	6264	Machhar Ditabhai Bhimabhai	51564	INC	Charpot Chunilal Punjabhai	11559	GPP		
130 Jhalod (ST)	Garasiya Miteshbhai Kalabhai	78077	INC	40073	Vaghela Bhavsingbhai Ditabhai	38004	BJP	Sangada Induben Nathubhai	7371	IND		
131 Limkheda (ST)	Bhabhor Jashvantsinh Sumanbhai	67219	BJP	15331	Baria Punabhai Jesingbhai	51888	INC	Amaliyar Ajaykumar Saburbhai	5119	BSP		
132 Dahod (ST)	Panada Vajesingbhai Parsingbhai	73956	INC	39548	Palas Nagarsinh Kasnabhai	34408	BJP	Damor Karansinh Alias Parvatbhai Somjibhai	15080	IND		

No. & Name of Assembly Constituency	Winner Candidate Details				Runner-Up Candidate Details				2nd Runner-Up Candidate Details						
	Candidate Name	Votes	Party	Margin	Candidate Name	Votes	Party	Margin	Candidate Name	Votes	Party	Margin	Candidate Name	Votes	Party
133 Garbada (ST)	Bariya Chandrikaben Chhaganbhai	69295	INC	35774	Rathod Mohindraben Ajitsinh	33521	BJP		Meda Jagdishbhai Manilal	8166	BNJD				
134 Deygadhbharia	Khabad Bachubhai Maganbhai	113582	BJP	83753	Chauhan Bhupendrasinh Chimansinh	29829	NCP		Patel Pareshkumar Bhimsing	6825	IND				
135 Savli	Inamdar Ketanbhai Mahendrabhai	62849	IND	20319	Khumansin Raysinh Chauhan	42530	INC		Upendrasinhji Pratapsinhji Gohil	25597	BJP				
136 Vaghodia	Shrivastav Madhubhai Babubhai	65851	BJP	5788	Dr. Patel Jayeshbahi Khemabhai	60063	INC		Patel Rohitbhai (I. E. Ghanshyambhai) Ambalal	20861	IND				
137 Chhota Udaipur (ST)	Rathwa Mohansinh Chhotubhai	65043	INC	2305	Gulsingbhai Ranglabhai Rathwa	62738	BJP		Rathwa Rameshbhai Gopabhai	8511	IND				
138 Jetpur (ST)	Rathava Jayantibhai Savajibhai	61966	BJP	4273	Rathava Sukhrambhai Hariyabhai	57693	INC		Rathava Vajesingbhai Lachchubhai	22222	IND				
139 Sankheda (ST)	Bhil Dhirubhai Chumilal	80579	INC	1452	Tadvi Abhesinh Motibhai	79127	BJP		Tadvi Ranjanbhai Kanchanbhai	6869	IND				
140 Dabhoi	Patel Balkrishnabhai Naranbhai	70833	BJP	5122	Patel Siddharth Chimanbhai	65711	INC		Bhatt Kishorkumar Rameshchandra	3059	IND				
141 Vadodara City (SC)	Vakil Manisha Rajivbhai	103700	BJP	51889	Solanki Jayshreeben Ashwinbhai	51811	INC		Rohit Manjulaben Madhusudan	1863	BSP				
142 Sayajigunj	Sukhadiya Jitendra Ratilal Sukhadiya	107358	BJP	58237	Joshi Kiritbhai Shantilal	49121	INC		Shingote Pravinbhai Naresh	1515	IND				
143 Akota	Saurabh Patel	95554	BJP	49867	Patel Lalitbhai Thakorbhai	45687	INC		Prajapati Areshkumar Rameshchandra	1985	GPP				
144 Raopura	Rajendra Trivedi (Rajubhai Vakil)	99263	BJP	41535	Jayesh Thakkar	57728	INC		Patel Kalidasbhai Motibhai Alias Nepoliyan	1765	IND				
145 Manjalpur	Yogesh Patel	92642	BJP	51785	Gandhi Chinnam Satyam (Chinnam Gandhi)	40857	INC		Pal Sarojben Rajesh (Sarojben)	1360	IND				

No. & Name of Assembly Constituency	Winner Candidate Details				Runner-Up Candidate Details				2nd Runner-Up Candidate Details			
	Candidate Name	Votes	Party	Margin	Candidate Name	Votes	Party	Candidate Name	Votes	Party	Candidate Name	Votes
146 Padra	Patel Dineshbhai Balubhai (Dinumama)	75227	BJP	4308	Thakor Jashpalsinh Mahendrasinh (Padhiyar)	70919	INC	Rabari Abheshingbhai Ishwarbhai	4406	IND		
147 Karjan	Patel Satishbhai Motibhai	68225	BJP	3489	Akshaykumar Ishwarbhai Patel	64736	INC	Rathod Ramabhai Mangalbhai	3780	IND		
148 Nandod (ST)	Tadvi Shabdasharan Bhailalbhai	79580	BJP	15727	Vasava Harehbhai Jayantibhai	63853	INC	Vasava Sureshbhai Madhubhai	3682	IND		
149 Dediapada (ST)	Motilal Puniabhai Vasava	56471	BJP	2555	Amarsinh Ramsinh Vasava	53916	INC	Maheshbhai Chhotubhai Vasava	20109	JD(U)		
150 Jambusar	Chhatrasinhji Pujabhai Mori	74864	BJP	18730	Makwana Kirankumar Laxmanbhai	56134	INC	Midi Usmanbhai Musabhai	8727	IND		
151 Vagra	Arunsinh Ajitsinh Rana	68512	BJP	14318	Iqbal Patel	54194	INC	Sapa Rafikbhai Sulemanbhai	3680	IND		
152 Jhagadia (ST)	Vasava Chhotubhai Amarsinh	66622	JD(U)	13304	Vasava Balubhai Chhotubhai	53318	INC	Vasava Narendrabhai Gambhirsinh	36473	BJP		
153 Bharuch	Dushyantbhai Rajnikant Patel	92219	BJP	37190	Sandip Mangrola	55029	INC	Snehi Manharbhai Chhaganbhai	2835	IND		
154 Ankleshwar	Ishwarsinh Thakorbhai Patel	82645	BJP	31443	Patel Maganbhai Balubhai (Master)	51202	INC	Maheta Chiragkumar Bharatkumar	3341	IND		
155 Olpad	Patel Mukeshbhai Zinabhai	106805	BJP	37058	Jayeshkumar Shankarbhai Patel	69747	INC	Patel Shantilal Becharbhai	5040	GPP		
156 Mangrol (ST)	Vasava Ganpatsinh Vestabhai	79255	BJP	31106	Chaudhari Tejasbhai Amarsinhbhai	48149	INC	Vasava Jagatsinh Laljibhai	8615	IND		
157 Mandvi (ST)	Vasava Parbhubhai Nagarbhai	83298	INC	24394	Vasava Hemalataben Maheshbhai	58904	BJP	Chaudhari Kamleshbhai Prabhubhai	12866	JD(U)		
158 Kamrej	Pansheriya Prfulbhai Chhaganbhai	126032	BJP	61371	Bhagirathbhai Manubhai Pithavdiwala	64661	INC	Chovatiya Dalsukhbhai Keshvijbhai	20445	GPP		

No. & Name of Assembly Constituency	Winner Candidate Details				Runner-Up Candidate Details				2nd Runner-Up Candidate Details				
	Candidate Name	Votes	Party	Margin	Candidate Name	Votes	Party	Candidate Name	Votes	Party	Candidate Name	Votes	Party
159 Surat East	Gilitwala Ranjitbhai Mangubhai	72649	BJP	15789	Pirzada Kadir Kayamudin	56860	INC	Rana Dipak Kashiram	2136	INC	Rana Dipak Kashiram	2136	GPP
160 Surat North	Choksi Ajaykumar Jashvantlal	59690	BJP	22034	Kachhdiya Dineshbhai Manubhai	37656	INC	Gaywala Hemantkumar Chandrakantbhai	2646	INC	Gaywala Hemantkumar Chandrakantbhai	2646	GPP
161 Varachha Road	Kanani Kishorbhai Shivabhai (Kumar)	68529	BJP	20359	Gajera Dhirubhai Haribhai	48170	INC	Gangani Hirabhai Devjibhai	8890	INC	Gangani Hirabhai Devjibhai	8890	GPP
162 Karanj	Kachhadiya Janakbhai Manjibhai	65696	BJP	49439	Zalavadiya Jaysukhbhai Devchandbhai	16257	INC	Bambhaniya Dahyabhai Naranbhai	9655	INC	Bambhaniya Dahyabhai Naranbhai	9655	GPP
163 Limbayat	Patil Sangitaben Rajendrabhai	79744	BJP	30321	Sonvane Suresh Mohan	49423	INC	Patel Manubhai Mohanbhai	5930	INC	Patel Manubhai Mohanbhai	5930	IND
164 Udhna	Narottambhai Patel	74946	BJP	32754	Rajput Dhansukhbhai Bhagwatiprasad	42192	INC	Kathiriya Jaysukh Parsotam	5845	INC	Kathiriya Jaysukh Parsotam	5845	GPP
165 Majura	Sanghvi Harsh Rameshkumar	103577	BJP	71556	Jain Dhanpatraji Lalchand	32021	INC	Teewari Bholabhai Rajdev	1285	INC	Teewari Bholabhai Rajdev	1285	SP
166 Katargam	Vanani Nanubhai Bhagavanbhai	88604	BJP	43272	Pandav Nandlal Kalabhai	45332	INC	Italia Ghanashyambhai Kanjibhai (Kalubhai Bhimnath)	28621	INC	Italia Ghanashyambhai Kanjibhai (Kalubhai Bhimnath)	28621	GPP
167 Surat West	Kishorbhai Ratilal Vankawala	99099	BJP	69731	Patel Ushaben Babubhai	29368	INC	Patel Jayeshbhai Chandubhai	2894	INC	Patel Jayeshbhai Chandubhai	2894	GPP
168 Choryasi	Patel Rajendrabhai Parabhubhai (Rajabhahi)	119917	BJP	67638	Patel Satishbhai Champakbhai	52279	INC	Contractor Prakashbhai Vinodbhai	5906	INC	Contractor Prakashbhai Vinodbhai	5906	IND
169 Bardoli (SC)	Parmar Ishwarbhai Alias Anilbhai Ramanbhai	81049	BJP	22272	Rana Nitinbhai Gopalbhai	58777	INC	Dube Ravindrabhai Vitthalbhai	3848	INC	Dube Ravindrabhai Vitthalbhai	3848	IND
170 Mahuva (ST)	Dhodiya Mohanbhai Dhanjibhai	74161	BJP	11687	Ishvarbhai Narsihbhai Vahiya	62474	INC	Hemangini Dipakkumar Garasia	11616	INC	Hemangini Dipakkumar Garasia	11616	IND

No. & Name of Assembly Constituency	Winner Candidate Details				Runner-Up Candidate Details				2nd Runner-Up Candidate Details			
	Candidate Name	Votes	Party	Margin	Candidate Name	Votes	Party	Candidate Name	Votes	Party	Candidate Name	Votes
171 Vyara (ST)	Punabhai Dhedabhai Gamit	73138	INC	13556	Gamit Pratapbhai Babubhai	59582	BJP	Gamit Surendrabhai Simabhai	5913	IND		
172 Nizar (ST)	Gamit Kantilalbhai Reshmabhai	90191	BJP	9924	Vasava Pareshbhai Govindbhai	80267	INC	Valvi Sumitkumar Segabhai	6495	IND		
173 Dangs (ST)	Gavit Mangalbhai Gangajibhai	45637	INC	2422	Patel Vijaybhai Rameshbhai	43215	BJP	Dineshbhai Gulabbhai Pawar	4730	JD(U)		
174 Jalalpore	R. C. Patel	76797	BJP	17867	Ranjitbhai (Munnabhai) Dahyabhai Panchal	58930	INC	Patel Maheshbhai Dahyabhai (Colourwala)	2988	BSP		
175 Navsari	Desai Piyushbhai Dinkarbhai	81601	BJP	15981	Patel Arvindbhai Durlabbhai (A. D. Patel)	65620	INC	Rathod Govindbhai Laxmanbhai (Rickshawala)	2141	IND		
176 Gandevi (ST)	Patel Mangubhai Chhaganbhai	104417	BJP	26177	Patel Bhartiben Nardevbhai	78240	INC	Patel Nareshbhai Bhikhubhai	4398	GPP		
177 Vansda (ST)	Chaudhari Chhanabhai Kolubhai	105829	INC	25616	Patel Nareshbhai Maganbhai	80213	BJP	Patel Arvindbhai Kalidas	5867	IND		
178 Dharampur (ST)	Patel Ishwarbhai Dhedabhai	82319	INC	15298	Chaudhari Sumitraben Batukbhai	67021	BJP	Patel Umeshbhai Maganbhai	7557	JD(U)		
179 Valsad	Bharatbhai Kikubhai Patel	93658	BJP	35999	Patel Dharmesh Alias Bhola Ambelal	57659	INC	Khan Asgarali Ayubhai	1861	IND		
180 Pardi	Kanubhai Mohanlal Desai	84563	BJP	37311	Hemant Manubhai Desai	47252	INC	Advocate Purva Pradip Gajare	3189	IND		
181 Kaprada (ST)	Chaudhari Jitubhai Harajibhai	85780	INC	18685	Patel Prakashbhai Shankarbhai	67095	BJP	Patel Harshaben Gaurangbhai	6910	IND		
182 Umbergaon (ST)	Ramanlal Nanubhai Patkar	69450	BJP	28299	Govindbhai Vestabhai Patel	41151	INC	Dipakbhai Shivajibhai Chopadiya	24208	IND		

36. Detailed Results - Assembly Constituency wise

No. & Name of Assembly Constituency	Total Electors	Valid Votes	% of Valid Votes	Name of Contesting Candidate with Position	Party	Votes Polled	% of Votes		
1	Abdasa	195191	143451	73.49	1	Chhabilbhai Naranbhai Patel	INC	60704	42.32
				2	Bhanushali Jayantilal Parsottam	BJP	53091	37.01	
				3	Sodha Maheshoji Ranaji	GPP	19631	13.68	
				4	Ker Osman Lana	IND	5051	3.52	
				5	Goradiya Dayalal Harji	BSP	2092	1.46	
				6	Manjothi Abdulsatar Ishak	LJP	1122	0.78	
				7	Mandhra Husain Hajimamad	RPI(A)	1045	0.73	
				8	Amrutlal Ladhahbhai Patel	JD(U)	715	0.50	
2	Mandvi	193772	139492	71.99	1	Chheda Tarachand Jagashi	BJP	61984	44.44
				2	Parmar Kishorsinh Rajendrasinh	INC	53478	38.34	
				3	Gadhavi Vijaykumar Karasanbhai	GPP	12720	9.12	
				4	Maheshwari Naranbhai Veljibhai	BSP	3628	2.60	
				5	Velani Shantilal Karamashi	IND	3422	2.45	
				6	Dhruviya Gulamhusain Salemamad	IND	1752	1.26	
				7	Gadhavi Ram Dhanraj	IND	560	0.40	
				8	Ayar Raghubhai Kanabhai	IND	555	0.40	
				9	Batiya Devdas Valabhai	RPI(A)	491	0.35	
				10	Sumra Abdulrajak Kasam	LJP	466	0.33	
				11	Sanghar Lakhmashi Mithubhai	JD(U)	436	0.31	

No. & Name of Assembly Constituency	Total Electors	Valid Votes	% of Valid Votes	Name of Contesting Candidate with Position		Party	Votes Polled	% of Votes	
3	Bhuj	223986	153950	68.73	1	Dr. Nimaben Aacharya	BJP	69174	44.93
					2	Amirali Hajihushen Lodhiya	INC	60201	39.10
					3	Hirani Ramji Shivji (R.S.Hirani)	IND	16254	10.56
					4	Arun Mukundray Vachhrajani	GPP	2991	1.94
					5	Rajgor Tejashkumar Champaklal	IND	2092	1.36
					6	Maheshwari Dayabhai Ladhubhai	BSP	1584	1.03
					7	Aarab Salim Umarbhai	IND	516	0.34
					8	Gorashiya Mansukh Vishrambhai	LJP	428	0.28
					9	Swami Sunilkumar Lalsingh	SP	427	0.28
					10	Sumra Hasانبhai Osmanbhai	JD(U)	283	0.18
4	Anjar	191018	137376	71.92	1	Ahir Vasanbhai Gopalbhai	BJP	64789	47.16
					2	V. K. Humbal	INC	60061	43.72
					3	Vaniya Jagdishbhai Meghijbhai	IND	3640	2.65
					4	Jatiya Mavjibhai Govindbhai	GPP	2514	1.83
					5	Jat Fakirmamad Saleman	BSP	2073	1.51
					6	Gusai Babupuri Umedpuri	SP	1430	1.04
					7	Jadeja Yogendrasinh Ranjitsinh	MaJP	1313	0.96
					8	Ladak Ramjubhai Umarbhai	RPI(A)	953	0.69
					9	Jadeja Ganshyamsinh Jilubha	LJP	603	0.44

No. & Name of Assembly Constituency	Total Electors	Valid Votes	% of Valid Votes	Name of Contesting Candidate with Position		Party	Votes Polled	% of Votes
5 Gandhidham (SC)	225734	138363	61.29	1	Maheshwari Ramesh Vachchraj	BJP	72988	52.75
				2	Chavada Jayshreeben Ajitbhai	INC	51675	37.35
				3	Kochara Kishorbhai Kanjibhai	BSP	4786	3.46
				4	Dangar Premkumar Ratanlal	GPP	2769	2.00
				5	Matang Hemaraj Devarajbhai	IND	2713	1.96
				6	Muchhadiya Ramjibhai Dhanabhai	RPI(A)	1296	0.94
				7	Kanthecha Sureshbhai Hadhubhai	JD(U)	1084	0.78
				8	Baliya Laljibhai Karabhai	SP	1052	0.76
6 Rapar	188320	118139	62.73	1	Patel Vaghajibhai Dharamshibhai	BJP	55280	46.79
				2	Gada Babulal Meghaji	INC	46064	38.99
				3	Hamirabhai Bijalabhai Dhila	IND	5157	4.37
				4	Rajput Babubhai Bhavanbhai	IND	3975	3.36
				5	Rathod Ababhai Myajar	BSP	2054	1.74
				6	Vaviya Danabhai Keshabhai	GPP	1819	1.54
				7	Maheshwari Vasantbhai Dayabhai	IND	1338	1.13
				8	Maru Khetashibhai Dayabhai	IND	1225	1.04
				9	Hingoraja Valimamand Ishmail	LJP	675	0.57
				10	Solanki Ramesh Mavabhai	IJP	552	0.47
7 Vav	226005	175757	77.77	1	Shankarbhai Lagdhirbhai Patel (Chaudhary)	BJP	72640	41.33
				2	Thakor Geniben Nagaji	INC	60729	34.55
				3	Thakkar Chandulal Tejarambhai	NCP	30185	17.17
				4	Thakor Balvantiji Nagjiji	IND	4751	2.70
				5	Paregi Bababhai Jivabhai	LJP	2648	1.51
				6	Sengal Kalyanbhai Madevbhai	BSP	2415	1.37
				7	Bhunjar Ashokbhai Lagdhirbhai	GPP	2389	1.36

No. & Name of Assembly Constituency	Total Electors	Valid Votes	% of Valid Votes	Name of Contesting Candidate with Position		Party	Votes Polled	% of Votes
8 Tharad	189236	161793	85.50	1	Patel Parabatbhai Savabhai	BJP	68517	42.35
				2	Patel Mavjibhai Chatrabhai	INC	65044	40.20
				3	Jeradiya Shatibhai Bhagabhai	IND	14074	8.70
				4	Brahman Bhagavanbhai Dhanabhai	IND	7418	4.58
				5	Jepal Mahadevbhai Visaji	BSP	4036	2.49
				6	Trivedi Sureshchandra Dahyalal	IND	2704	1.67
9 Dhanera	206586	158664	76.80	1	Patel Joitabhai Kasnabhai	INC	87460	55.12
				2	Purohit Vasantbhai Ranchhodji	BJP	57169	36.03
				3	Dabhi Rupabhai Chenabhai	BSP	4901	3.09
				4	Kuchavadiya Zaverji Chamanji	IND	4094	2.58
				5	Thakor Ajitji Santiji	SP	2695	1.70
				6	Devda Dungsarsinh Bharatsinh	LJP	2345	1.48
10 Danta (ST)	194468	145647	74.90	1	Kharadi Kantibhai Kalabhai	INC	73751	50.64
				2	Gamabhai Bhikhabhai Kharadi	BJP	46761	32.11
				3	Bumbadiya Mahendrabhai Keshrabhai	IND	12432	8.54
				4	Solanki Somabhai Bharmabhai	IND	8419	5.78
				5	Parmar Gaurangkumar Manilal	BSP	1852	1.27
				6	Muli Ashvinnbhai Sajabhai	GPP	1319	0.91
				7	Solanki Bipinkumar Rajubhai	JD(U)	1113	0.76

No. & Name of Assembly Constituency	Total Electors	Valid Votes	% of Valid Votes	Name of Contesting Candidate with Position		Party	Votes Polled	% of Votes
11 Vadgam (SC)	233827	168988	72.27	1	Manilal Jethabhai Vaghela	INC	90375	53.48
				2	Vaghela Fakirbhai Raghobhai	BJP	68536	40.56
				3	Parmar Jayeshkumar Khemchandbhai	IND	5190	3.07
				4	Vansola Gautambhai Kanjibhai	JD(U)	1672	0.99
				5	Sendhama Bhikhabhai Babubhai	BSP	1156	0.68
				6	Parmar Gamanbhai Methabhai	SP	687	0.41
				7	Goraiya Navinbhai Popatbhai	GPP	686	0.41
				8	Chauhan Narendrakumar Mohanlal	LJP	686	0.41
12 Palanpur	221291	157457	71.15	1	Patel Maheshkumar Amrutlal	INC	75097	47.69
				2	Prajapati Govindbhai Madhavlal	BJP	69813	44.34
				3	Shrimali Ashokbhai Balchandbhai	IND	5269	3.35
				4	Bhutadiya Virsangbhai Parathibhai	IND	3092	1.96
				5	Vyas Manubhai Jayshankar	GPP	764	0.49
				6	Bihari Nasarullakhan Asadullakhan	BSP	737	0.47
				7	Parmar Chhaganchararaj Dhanabhai	IND	630	0.40
				8	Loh Bhikhabhai Jeetabhai	SP	507	0.32
				9	Dhunkh Ajmalji Bhatiji	IND	301	0.19
				10	Gayakwad Khalidbhai Ibrahimbhai	IND	290	0.18
				11	Shrimali Parsottambhai Ramjibhai	RPI(A)	270	0.17
				12	Judal Dansungbhai Hemrajbhai	IND	265	0.17
				13	Mevada Chamanlal Khemchand	LJP	223	0.14
				14	Chaudhary Rajeshkumar Virsangbhai	IND	199	0.13

No. & Name of Assembly Constituency	Total Electors	Valid Votes	% of Valid Votes	Name of Contesting Candidate with Position	Party	Votes Polled	% of Votes
13 Deesa	221756	155782	70.25	1 Vaghela Liladharbhai Khodaji	BJP	66294	42.56
				2 Joshi Rajendrakumar Dhudalal (Rajubhai Joshi)	INC	48588	31.19
				3 Mali Mangajji Madroopji	IND	21148	13.58
				4 Hadiya Bhurabhai Vihabhai	IND	9024	5.79
				5 Ranera Ajmalji Nathuji(Thakor)	GPP	2454	1.58
				6 Parmar Ishwarbhai Ravjibhai	BSP	1811	1.16
				7 Dabhi Sharmistaben Laljibhai	LJP	1791	1.15
				8 Bharatiya Girishchandra Laxmichan (Modi Stationary)	IND	1605	1.03
				9 Bharatji Dhanaji Solanki	IND	939	0.60
				10 Thakor Ramanbhai Sardarji	IND	856	0.55
				11 Chhatraliya Shantibhai Ishwarbhai	IND	537	0.34
				12 Shah Meenaben Subodhbhai	RPI(A)	415	0.27
				13 Oda Dhanrajbhai Karsanbhai	IND	320	0.21
14 Deodar	189642	155786	82.15	1 Chauhan Keshaji Shivaji	BJP	76265	48.95
				2 Rabari Govabhai Hamirabhai	INC	55456	35.60
				3 Vaghela Hirabhai Premabhai	IND	12882	8.27
				4 Solanki Keshaji Svarupji	IND	4575	2.94
				5 Bhuriya Velaji Pataji	GPP	4196	2.69
				6 Dave Mahendrakumar Pareshvarji	IND	1102	0.71
				7 Sonecha Ishvarbhai Vaghabhai	LJP	683	0.44
				8 Rajagor Bharatbhai Kalubhai	SP	627	0.40

No. & Name of Assembly Constituency	Total Electors	Valid Votes	% of Valid Votes	Name of Contesting Candidate with Position		Party	Votes Polled	% of Votes
15 Kankrej	228272	163569	71.66	1	Khanpura Dharshibhai Lakhbhai	INC	73900	45.18
				2	Vaghela Kirtisinh Prabhatsinh	BJP	73300	44.81
				3	Desai Ishvarbhai Mahadevbhai	GPP	7371	4.51
				4	Kotarvadiya Meruji Amthaji	LJP	3825	2.34
				5	Makwana Vaghabhai Maganbhai	BSP	3178	1.94
				6	Thakor Kiratisinh Mansungji	SP	1995	1.22
16 Radhanpur	220253	151374	68.73	1	Thakor Nagarji Harchandji	BJP	69493	45.91
				2	Bhavsinhji Dayaji Rathod	INC	65659	43.38
				3	Bharvad Merabhai Rajabhai	IND	5225	3.45
				4	Ayar Rajeshbhai Lakhmanbhai	SP	2277	1.50
				5	Chaudhary Memabhai Dosabhai	GPP	2256	1.49
				6	Parmar Sureshbhai Govindbhai	BSP	2159	1.43
				7	Thakor Pradhanji Babuji	IND	1542	1.02
				8	Pujara Jasantlal Mumjibhai(Jasubhai Ex.Writer Radhanpur)	IND	1462	0.97
				9	Govindji Okhaji Thakor	IND	716	0.47
				10	Parmar Ishvarbhai Nanjibhai	LJP	585	0.39
17 Chanasma	229411	160849	70.11	1	Dilipkumar Virajibhai Thakor	BJP	83462	51.89
				2	Thakor Dineshbhai Aataji	INC	66638	41.43
				3	Chaudhari Rameshbhai Nathabhai	BSP	2794	1.74
				4	Prajapati Jitendrakumar Jayantibhai	IND	2439	1.52
				5	Patel Rameshbhai Govindbhai	IND	1535	0.95
				6	Vyas Markandray Ishwarlal	SP	1410	0.88
				7	Patel Popatbhai Manilal	IND	1150	0.71
				8	Nadoda Navinbhai Aajabhai	IND	934	0.58
				9	Thakor Kantiji Popatji	IND	487	0.30

No. & Name of Assembly Constituency	Total Electors	Valid Votes	% of Valid Votes	Name of Contesting Candidate with Position		Party	Votes Polled	% of Votes
18 Patan	232141	163632	70.49	1	Desai Ranchhodhbhai Mahijibhai	BJP	67224	41.08
				2	Thakor Jodhaji Galabji	INC	61353	37.49
				3	Desai Kanjibhai Motibhai	IND	17110	10.46
				4	Patel Mohanbhai Hirabhai	GPP	6443	3.94
				5	Maheswari Kanubhai Bhurabhai (Mandovara)	IND	3829	2.34
				6	Parmar Ratnabhai Virabhai	IND	2080	1.27
				7	Prajapati Lilaben Dashrathbhai	IND	1927	1.18
				8	Parmar Maganbhai Amarabhai	BSP	902	0.55
				9	Parmar Nanjibhai Kantibhai	IND	574	0.35
				10	Patel Ketankumar Jagabhai	IND	530	0.32
				11	Thakor Ranjitbhai Chamanji	IND	408	0.25
				12	Dodiya Rameshkumar Nagindas	IND	381	0.23
				13	Patel Alpeskumar Dayabhai	VHS	296	0.18
				14	Thakor Lalji Tejaji	SP	288	0.18
				15	Thakor Revaji Pratapji	LJP	287	0.18
19 Sidhpur	209073	161790	77.38	1	Balvantsinh Chandansinh Rajput	INC	87518	54.09
				2	Jaynarayan Vyas	BJP	61694	38.13
				3	Patel Dilipkumar Lilachand	IND	2586	1.60
				4	Kantilal Sankalchand Patel	BSP	2518	1.56
				5	Makwana Ranchhodhbhai Hirabhai	IND	2406	1.49
				6	Patel Rameshbhai Isverlal	IND	2088	1.29
				7	Thakor Maheshkumar Gulabji	SP	1396	0.86
				8	Thakor Mohanbhai Nagajibhai	IND	742	0.46
				9	Thakor Balvantiji Harchandji	IND	469	0.29
				10	Patel Vasharambhai Joitaram	GPP	373	0.23

No. & Name of Assembly Constituency	Total Electors	Valid Votes	% of Valid Votes	Name of Contesting Candidate with Position		Party	Votes Polled	% of Votes
20 Kheralu	177837	126747	71.27	1	Dhabhi Bharatsighji Sankarji	BJP	68195	53.80
				2	Thakor Babuji Ujamji	INC	49809	39.30
				3	Rajput Kiritkumar Laxmansigh	IND	4515	3.56
				4	Patel Pravinbhai Jechandbhai	GPP	1826	1.44
				5	Makvana Arvindbhai Mafatlal	BSP	1494	1.18
				6	Thakor Ranchhodji Punjaji	SVPP	908	0.72
21 Unjha	193641	135744	70.10	1	Patel Narayanbhai Lalludas	BJP	75708	55.77
				2	Dr. Asha Patel	INC	51507	37.94
				3	Patel Ambalal Talashibhai	IND	3749	2.76
				4	Chamar Shaileshkumar Shankarbhai	BSP	1696	1.25
				5	Chauhan Kanubhai Naththubhai	LJP	1059	0.78
				6	Kanunga Bhanvarlal Champalal	IND	790	0.58
				7	Thakor Bharatji Babuji	IND	705	0.52
				8	Patel Chiragkumar Satishbhai	SP	530	0.39
22 Visnagar	187953	141073	75.06	1	Patel Rushikesh Ganeshbhai	BJP	76185	54.00
				2	Patel Bholabhai Chaturdas	NCP	46786	33.16
				3	Thakor Ajmeji Keshaji	IND	10274	7.28
				4	Dave Hitendrakumar Narendrabhai	BSP	2078	1.47
				5	Chauhan Isubkhan Sherkhan	IND	1272	0.90
				6	Chavda Bharatji Prahladji	SP	1154	0.82
				7	Parmar Dahyabhai Bhagabhai	LJP	1109	0.79
				8	Thakor Magansinh Becharsinh	GPP	981	0.70
				9	Chaudhary Bharatbhai Ghemarbhai	RLD	720	0.51
				10	Patel Jayantibhai Revabhai	JD(U)	514	0.36

No. & Name of Assembly Constituency	Total Electors	Valid Votes	% of Valid Votes	Name of Contesting Candidate with Position		Party	Votes Polled	% of Votes
23	203089	153004	75.34	1	Patel Rajanikant Somabhai	BJP	68447	44.74
				2	Darbar Rajendrasinh Udesinhji	INC	61991	40.52
				3	Patel Kiritkumar Dahyabhai	GPP	13998	9.15
				4	Patel Jitendrakumar Haribhai	IND	4100	2.68
				5	Chauhan Abbasmiya Gandamiya	IND	2028	1.33
				6	Zala Indrajitsinh Mahendrasinhji	SP	1209	0.79
				7	Parmar Devjibhai Ratilal	JD(U)	637	0.42
				8	Patel Dhavalkumar Prahladbhai	LJP	594	0.39
24	227599	177008	77.77	1	Chavada Rameshbhai Maganbhai	INC	84276	47.61
				2	Hittu Kanodiya	BJP	83059	46.92
				3	Parmar Girishbhai Laxmanbhai	IND	3191	1.80
				4	Jadav Babubhai Ranabhai	BSP	1816	1.03
				5	Senma Amrutbhai Kantibhai	GPP	1769	1.00
				6	Chavda Laxmichandra Punjabhai	IND	1766	1.00
				7	Ravat Naginbhai Popatbhai	SP	1131	0.64

No. & Name of Assembly Constituency	Total Electors	Valid Votes	% of Valid Votes	Name of Contesting Candidate with Position		Party	Votes Polled	% of Votes
25 Mahesana	216292	163379	75.54	1	Patel Nitinkumar Ratilal	BJP	90134	55.17
				2	Patel Natvarlal Pitambardas	INC	65929	40.35
				3	Saiyad Ibrahimmiya Bakshumiya	IND	2971	1.82
				4	Seta Sabbir Husen Ashrafbhai	IND	959	0.59
				5	Parmar Rameshbhai Bhalajibhai	JD(U)	704	0.43
				6	Thakor Pradhanji Aataji	IND	593	0.36
				7	Thakor Jaydeepji Balsangji	IND	364	0.22
				8	Patel Maheshbhai Ganeshbhai	IND	311	0.19
				9	Babi Nizakatali Usmankhan	IND	300	0.18
				10	Brahmkshatriya Nirupaben Natvarlal	IND	295	0.18
				11	Parmar Rajanikantbhai Mohanbhai	IND	235	0.14
				12	Kureshi Hasanbhai Rasulbhai	IND	219	0.13
				13	Thakor Vinodkumar Mafaji	IND	214	0.13
				14	Chavada Jiluji Jivanji	IND	151	0.09
26 Vijapur	189543	143575	75.75	1	Patel Prahladbhai Ishvarbhai	INC	70729	49.26
				2	Kantibhai Ramabhai Patel	BJP	61970	43.16
				3	Rathod Lalsinh Shivsinh	IND	5453	3.80
				4	Thakor Mansangji Punjaji	BSP	1174	0.82
				5	Patel Kanaiyalal Keshavlal	RLD	1133	0.79
				6	Patel Sonalben Jayantibhai	SP	946	0.66
				7	Patel Pravinbhai Mathurbhai	GPP	933	0.65
				8	Patel Baldevbhai Kachrabhai	IND	819	0.57
				9	Patel Bipinkumar Mafatlal	LJP	418	0.29

No. & Name of Assembly Constituency	Total Electors	Valid Votes	% of Valid Votes	Name of Contesting Candidate with Position	Party	Votes Polled	% of Votes
27 Himatnagar	218357	174598	79.96	1 Chavda Rajendrasinh Ranjitsinh (Rajubhai Chavda)	INC	85008	48.69
				2 Patel Prafulbhai Khodabhai	BJP	72652	41.61
				3 Shekh Aslambhai Sabdarhusen	IND	3394	1.94
				4 Sipai Imran Mahamadbhai	IND	2769	1.59
				5 Parmar Sardarsinh Bhavansinh	IND	1895	1.09
				6 Jadeja Ranmalsinh Nathusinh	BSP	1550	0.89
				7 Sanghani Mustakbhai Jamalbhai	IND	1467	0.84
				8 Vankar Hasamukhbhai Punjabhai	IND	1354	0.78
				9 Chamar Pashabhai Jivabhai	LJP	1063	0.61
				10 Vaghela Udesinh Badarji	IND	807	0.46
				11 Rathod Ramsinh Parabatsinh	IND	659	0.38
				12 Dhanga Mobinbhai Akbarbhai	IND	458	0.26
				13 Chauhan Bhimsinh Laxmansinh	GPP	387	0.22
				14 Baloch Imrankhan Herukhan	SP	292	0.17
				15 Parmar Ramanbhai Punjabhai	IND	266	0.15
				16 Chenava Sureshbhai Nagarbhai	IND	228	0.13
				17 Kadri Makhdumali Usmanmiya	IND	207	0.12
				18 Kaji Farukmiya Mahebubmiya	IND	142	0.08
28 Idar (SC)	230919	182842	79.18	1 Ramanlal Ishvarlal Vora	BJP	90279	49.38
				2 Solanki Ramabhai Virchandbhai	INC	78899	43.15
				3 Solanki Natvarbhai Govabhai	IND	3975	2.17
				4 Bhambi Chandubhai Mulchandbhai	BSP	3467	1.90
				5 Vankar Panabhai Kodarbhai	IND	2349	1.28
				6 Amin Dhirubhai Punjabhai	GPP	2110	1.15
				7 Chauhan Kanubhai Rayjibhai	JD(U)	1763	0.96

No. & Name of Assembly Constituency	Total Electors	Valid Votes	% of Valid Votes	Name of Contesting Candidate with Position		Party	Votes Polled	% of Votes
29 Khedbrahma (ST)	197033	149095	75.67	1	Ashvin Kotwal	INC	88488	59.35
				2	Makwana Bhojabhai Hujabhai	BJP	38351	25.72
				3	Dhrangi Rumbalbai Arjanbhai	IND	11294	7.58
				4	Parmar Kantilal Dharmaji	CPM	3619	2.43
				5	Solanki Chhaganbhai Kevlabhai	GPP	1956	1.31
				6	Pargi Reshmabhai Netabhai	BSP	1355	0.91
				7	Sotha Savjibhai Badaji	IJP	1171	0.79
				8	Dabhi Devabhai Hirabhai	CPI(ML)(L)	1169	0.78
				9	Damor Saybabhai Homabhai	BNJD	903	0.61
				10	Damor Clerancekumar Ajitkumar	SP	789	0.53
30 Bhiloda (ST)	239406	175096	73.14	1	Anil Joshiyara	INC	95799	54.71
				2	Nilaben Hasmukhbhai Madiya	BJP	64256	36.70
				3	Balusingh Somansingh Narve	IND	6366	3.64
				4	Kharadi Jivabhai Manabhai	BSP	3052	1.74
				5	Gameti Jayeshkumar Hiralal	GPP	2181	1.25
				6	Ninama Dilipkumar Khimjibhai	IND	1830	1.05
				7	Kharadi Bipinbhai Nanjibhai	JD(U)	1612	0.92
31 Modasa	216158	164254	75.99	1	Thakor Rajendrasinh Shivsinh	INC	88879	54.11
				2	Parmar Dilipsinhji Vakhatsinhji	BJP	66021	40.19
				3	Patel Sureshkumar Jyantilal	IND	5854	3.56
				4	Patel Anantbhai Shankarbhai	GPP	1624	0.99
				5	Panchal Bhikhabhai Tuljabhai	BSP	1181	0.72
				6	Pagi Keshaji Kalaji	CPI(ML)(L)	695	0.42

No. & Name of Assembly Constituency	Total Electors	Valid Votes	% of Valid Votes	Name of Contesting Candidate with Position		Party	Votes Polled	% of Votes
32 Bayad	200799	153695	76.54	1	Vaghela Mahendrasinh Shankersinh	INC	74646	48.57
				2	Jhala Udesinh Pujaji			
				3	Patel Chunibhai Bababhai			
				4	Solanki Ramsinh Rupsinh			
				5	Solanki Kubersinh Chhagansinh			
				6	Pandya Maheshkumar Hirabhai			
33 Prantij	211715	159041	75.12	1	Baraiya Mahendrasinh Kacharsinh (Advocate)	INC	76097	47.85
				2	Chauhan Jaysinhji Mansinhji			
				3	Panwala Mahammadshafik Abdulkadar			
				4	Patel Arvindbhai Ambalal			
				5	Patel Nikhilkumar Mithabhai			
				6	Rathod Rajendrasinh Punjsinh			
				7	Zala Himmatsinh Tejsinh			
				8	Zala Narendrasinh Jivatsinh			
				9	Chauhan Anjanaben Ranjitsinh			
				10	Joshi Pareshkumar Pravinchand			
34 Dehgam	174202	128510	73.77	1	Rathod Kaminiba Bhupendrasinh	INC	61043	47.50
				2	Thakor Rohitji Chanduji			
				3	Raval Kiritkumar Natarvarlal			
				4	Rathod Jeshangbhai Bijalbhai			
				5	Rathod Harshadbhai Shantilal			
				6	Sagthiya Chhaganbhai Tapubhai			
				7	Thakor Dashrathji Anupji			

No. & Name of Assembly Constituency	Total Electors	Valid Votes	% of Valid Votes	Name of Contesting Candidate with Position			Party	Votes Polled	% of Votes
35 Gandhinagar South	241907	177643	73.43	1	Thakor Shambhuji Chelaji		BJP	87999	49.54
				2	Thakor Jugaji Nathaji		INC	79988	45.03
				3	Patel Prashantkumar Babulal		IND	3958	2.23
				4	Patel Shaileshbhai Ambalal		GPP	2225	1.25
				5	Bhikhabhai Chimanlal Joshi		BSP	1513	0.85
				6	Goswami Kishorpuri Chandanpuri		IND	1397	0.79
				7	Thakor Ramilaben Sanjaybhai		PAP	563	0.32
36 Gandhinagar North	203934	149432	73.27	1	Patel Ashokkumar Ranchhodbhai		BJP	73551	49.22
				2	Patel Sureshkumar Chaturdas		INC	69326	46.39
				3	Vipulchandra Mansukhbhai Muchhadiya		IND	2236	1.50
				4	M. R. Patel		GPP	1660	1.11
				5	Parikh Chirag Natvarlal		BSP	1045	0.70
				6	Vaghela Sukhdevsinh Parbatsinh		IND	898	0.60
				7	Rathod Pratapsinh Varvaji		IND	382	0.26
				8	Raj Prajapati		IND	334	0.22
37 Mansa	192714	155449	80.66	1	Chaudhari Amitbhai Harisingbhai		INC	78068	50.22
				2	D. D. Patel		BJP	70040	45.06
				3	Prajapati Vitthalbhai Viradas		IND	3216	2.07
				4	Thakor Dayalji Mangaji		IND	1351	0.87
				5	Parmar Vitthalbhai Somabhai		BSP	1238	0.80
				6	Patel Dineshkumar Parshottamdas		IND	1120	0.72
				7	Patel Amarutbhai Madhavlal		GPP	416	0.27

No. & Name of Assembly Constituency	Total Electors	Valid Votes	% of Valid Votes	Name of Contesting Candidate with Position		Party	Votes Polled	% of Votes
38 Kalol	187273	143097	76.41	1	Thakor Baldevji Chanduji	INC	64757	45.25
				2	Dr. Atulbhai Kalidas Patel	BJP	64414	45.01
				3	Thakor Gamaji Ambaram	IND	5586	3.90
				4	Vyas Vishnu Prasad Chhotalal	IND	2870	2.01
				5	Vaghela Savitaben Jagadishbhai	IND	1575	1.10
				6	Patel Maheshkumar Kacharalal	BSP	1182	0.83
				7	Vaghela Rameshbhai Devjibhai	IND	635	0.44
				8	Thakor Gopalji Chundaji	GPP	543	0.38
				9	Bhatt Pinakin Hasmukhlal	IND	307	0.21
				10	Parekh Arunaben Shivabhai	IND	281	0.20
				11	Makwana Anilkumar Somabhai	IND	260	0.18
				12	Chauhan Gulamhusen Umarbhai	IND	248	0.17
				13	Kapadiya Amrishkumar Kantilal	IND	222	0.16
				14	Thakor Dasharthji Mafatji	IND	217	0.15
39 Viramgam	241217	160985	66.74	1	Patel Tejashreeben Diilpkumar	INC	84930	52.76
				2	Patel Pragjibhai Naranbhai	BJP	67947	42.21
				3	Vaghela Kishorbhai Mahobatsinh	IND	4043	2.51
				4	Makwana Gabhubhai Amthabhai	LJP	2049	1.27
				5	Vaghela Mahendrashinh Anacabhai	BSP	2016	1.25

No. & Name of Assembly Constituency	Total Electors	Valid Votes	% of Valid Votes	Name of Contesting Candidate with Position		Party	Votes Polled	% of Votes
40 Sanand	207337	153772	74.17	1	Karamsinh Virjibhai Patel	INC	73453	47.77
				2	Kamabhai Gagjibhai Rathod	BJP	69305	45.07
				3	Vaghela Alpeshsinh Surubha	IND	4329	2.82
				4	Shah Jayeshbhai Maheshbhai	BSP	2389	1.55
				5	Pathan Jafratkhan Joravarkhan	IND	1509	0.98
				6	Patel Dharmendrabhai Dashrathbhai	GPP	1506	0.98
				7	Pagi Ganpatbhai Mavjibhai	IND	691	0.45
				8	Talpada Koli Virambhai Rupabhai	IND	590	0.38
41 Ghatlodia	286157	207476	72.50	1	Patel Anandiben Mafatbhai	BJP	154599	74.51
				2	Patel Rameshbhai Prahladbhai (Dudhwala)	INC	44204	21.31
				3	Patel Chiragbhai Bharatbhai	GPP	2829	1.36
				4	Rahul Chimanbhai Maheta	IND	2236	1.08
				5	Dodla Rajubhai Tejabhai	BSP	1761	0.85
				6	Patel Gunjan Bipinchandra	IND	586	0.28
				7	Thakor Chandrasinh Javansinh	IND	477	0.23
				8	Akash Devkinadan Banga	IND	438	0.21
				9	Jatinkumar Chhotubhai Gajjar	IND	346	0.17

No. & Name of Assembly Constituency	Total Electors	Valid Votes	% of Valid Votes	Name of Contesting Candidate with Position	Party	Votes Polled	% of Votes
42 Vejalpur	273428	194988	71.31	1 Chauhan Kishorsinh Babulal (Kishor Chauhan)	BJP	113507	58.21
				2 Pathan Murtujakhan Akbarkhan	INC	72522	37.19
				3 Kshatriy Birju Motisinh	IND	2164	1.11
				4 Dipakkumar Navrangbhai Kiratsata (Dipak Joshi)	GPP	2133	1.09
				5 Jashwantbhai Ramjibhai Makwana	BSP	879	0.45
				6 Ajaybhai Kanubhai Joshi	LJP	840	0.43
				7 Shaikh Shakirhusen Najirbhai	SP	755	0.39
				8 Salimbhai Ajmeri Tourwale	IND	501	0.26
				9 Shahenaz Jamalbhai Malek	IND	464	0.24
				10 Dipak Dhulabhai Vaghela(Thakor)	IND	453	0.23
				11 Kausharali Faiyazali Saiyed	SP(I)	300	0.15
				12 Aarif Foji	IND	173	0.09
				13 Solanki Tribhovandas Chandulal	JD(U)	156	0.08
				14 Vikramsinh Jatubha Parmar	VHS	141	0.07

No. & Name of Assembly Constituency	Total Electors	Valid Votes	% of Valid Votes	Name of Contesting Candidate with Position		Party	Votes Polled	% of Votes	
43	Vatva	230317	159479	69.24	1	Pradipsinh Bhagwatsinh Jadeja	BJP	95580	59.93
					2	Patel Atulkumar Ravjibhai	INC	48648	30.50
					3	Bharwad Shaileshbhai Gandabhai	NCP	4633	2.91
					4	Sandhi Daud Ismail	IND	2604	1.63
					5	Pathan Mominkhan Ashrafkhan	IND	2277	1.43
					6	Patel Vinodkumar Dhanjibhai	GPP	1444	0.91
					7	Saiyad Ayubali Barkatali	IND	1275	0.80
					8	Saiyad Rasulmiya Saiyadmiya	IND	606	0.38
					9	Varma Ramkirti Jayram	BSP	539	0.34
					10	Tanmanben Ghanshyambhai Nagar	IND	406	0.25
					11	Prem Yogendrabhai Thakkar	IND	383	0.24
					12	Ansari Mohmadrashid Nurislam	IND	319	0.20
					13	Kansara Kiranbhai Somabhai	SP	315	0.20
					14	Ajmeri Iliyas Ganibhai	IND	261	0.16
					15	Yadav Sureshbhai Mahavirbhai	JD(U)	189	0.12
44	Ellisbridge	223386	151093	67.64	1	Shri Rakesh Shah	BJP	106631	70.57
					2	Kamleshkumar Babulal Shah	INC	29959	19.83
					3	Pandya Jagrutiben Harenbhai	GPP	9075	6.01
					4	Solanki Malabhai Hirabhai	LJP	3126	2.07
					5	Chavda Ilaben Jesingbhai	BSP	926	0.61
					6	Gupta Diptiben Vipulbhai	SP	767	0.51
					7	Bhavik Raja	SUCI	609	0.40

No. & Name of Assembly Constituency	Total Electors	Valid Votes	% of Valid Votes	Name of Contesting Candidate with Position		Party	Votes Polled	% of Votes
45 Naranpura	213865	150160	70.21	1	Amit Shah	BJP	103988	69.25
				2	Dr. Jitubhai B. Patel	INC	40653	27.07
				3	Himanshu Vikrambhai Shah	IND	1487	0.99
				4	Kanjibhai Lakhubhai Reshia	BSP	1360	0.91
				5	Vitthalbhai Hirabhai Parmar	LJP	889	0.59
				6	Kamleshbhai Babubhai Dhaval	JD(U)	658	0.44
				7	Ranchhodlal Manilal Parmar	IND	343	0.23
				8	Chandubhai Juhaji Thakor	IND	279	0.19
				9	Mohanbhai Piraji Salat (Bavri)	IND	253	0.17
				10	Rasikbhai Nanjibhai Parmar	IND	250	0.17
46 Nikol	212460	143994	67.77	1	Panchal Jagdish Ishwarbhai	BJP	88286	61.31
				2	Ghori Narsinhbhai Jayrambhai	INC	39574	27.48
				3	Ansari Liyakatali Aamirahmad	NCP	5208	3.62
				4	Dr. Vasant B. Patel	GPP	4870	3.38
				5	Yohanbhai Dudhabhai Christian	IND	1524	1.06
				6	Parmar Sureshbhai Dahyabhai	BSP	1266	0.88
				7	Dahyabhai Solanki	LJP	713	0.50
				8	Mansuri Jamil Ahemad Maheboob Rahimbaksh	IND	556	0.39
				9	Sayed Mo.Faruk Riyasatali	SP	512	0.36
				10	Natvarbhai Ishwarbhai Sagar	IND	382	0.27
				11	Patel Laxmanbhai Ramjibhai	IND	348	0.24
				12	Patel Gunjanbhai Chandubhai	SVPP	329	0.23
				13	Pathan Salmankhan Samikhan	IJP	228	0.16
				14	Advocate Rai Dhirendrakumar Ramsmahar	JD(U)	198	0.14

No. & Name of Assembly Constituency	Total Electors	Valid Votes	% of Valid Votes	Name of Contesting Candidate with Position		Party	Votes Polled	% of Votes
47 Naroda	222136	145464	65.48	1	Wadhvani Nirmalaben Sunilbhai	BJP	96333	66.22
				2	Bharwad Bhavambhai Surabhai	INC	37981	26.11
				3	Sonpal Pankajbhai Labhshankar	GPP	4451	3.06
				4	Kateriya Satishkumar Mojiram	BSP	2502	1.72
				5	Mohnani Ramchand Detaram	IND	1640	1.13
				6	Vihola Shankarji Jivaji	LORP	1020	0.70
				7	Solanki Shaileshbhai Jivabhai	RPI(A)	838	0.58
				8	Patel Navinchandra Hiralal	IND	699	0.48
48 Thakkarbapa Nagar	205544	140817	68.51	1	Kakadiya Vallabhbhai Gobarbhai	BJP	88731	63.01
				2	Patel Gitaben Pranavkumar	INC	39480	28.04
				3	Sangani Bhupendrabhai Dhanjibhai	GPP	6708	4.76
				4	Dr. Sonara Kantilal Bhavanbhai	IND	1947	1.38
				5	Chauhan Dineshkumar Shankarlal (Bachchanbhai Mali)	CPI	1214	0.86
				6	Jadav Kalubhai Deshabhai	BSP	1148	0.82
				7	Sharma Brijesh Kumar Ujagarlal	IND	576	0.41
				8	Pavan Lakhani	RSP(S)	521	0.37
				9	Buddhapriya Jashvant Somabhai	PAP	247	0.18
				10	Koyani Manubhai Vallabhahbai	IND	245	0.17

No. & Name of Assembly Constituency	Total Electors	Valid Votes	% of Valid Votes	Name of Contesting Candidate with Position		Party	Votes Polled	% of Votes
49 Bapunagar	167009	112725	67.50	1	Rajput Jagrupsinh Girdansinh	BJP	51058	45.29
				2	Shyani Dhirubhai Thakarshibhai	INC	48455	42.99
				3	Vora Ratnaben Dahyabhai	NCP	3185	2.83
				4	Patani Mukeshbhai Laxmanbhai	GPP	3006	2.67
				5	Pathan Jafarkhan Jabbarkhan	IND	2584	2.29
				6	Patel Baldevbhai Maganlal	BSP	1283	1.14
				7	Vaghela Kanjibhai Khanabhai	IND	1172	1.04
				8	Rathod Piyush Harjivandas	IND	545	0.48
				9	Firojkhan Hafizkhan Pathan	IND	430	0.38
				10	Mernan Harunbhai Ganibhai	SP	260	0.23
				11	Rathod Naranbhai Lavjibhai	IND	244	0.22
				12	Dr.Naranbhai T. Sengal	BSDL	207	0.18
				13	Ansari Mohamadhusain Liyakat Husain	IND	157	0.14
				14	Saiyad Shakilahemad Aliabbas	LoRP	139	0.12
50 Amraiwadi	243542	161212	66.19	1	Patel Hasmukhbhai Somabhai	BJP	108683	67.42
				2	Gadhvi Bipinbhai Gopalbhai	INC	43258	26.83
				3	Koradiya Kalyanbhai Ajjibhai	BSP	3645	2.26
				4	Patel Vishnubhai Ranchodbhai	GPP	1876	1.16
				5	Vishvakarma Gyanendra Dayanand	IND	1356	0.84
				6	Anilkumar Suryanath Chaturvedi	RSP(S)	1001	0.62
				7	Patavadiya Laxmanbhai Gemaji	CPI(ML)(L)	704	0.44
				8	Kanaiyalal Malaji Nathuji Khatik	IND	689	0.43

No. & Name of Assembly Constituency	Total Electors	Valid Votes	% of Valid Votes	Name of Contesting Candidate with Position	Party	Votes Polled	% of Votes
51 Dariapur	175647	123958	70.57	1 Gyasuddin Habibuddin Shekh	INC	60967	49.18
				2 Bharat Barot	BJP	58346	47.07
				3 Shrimali Rameshbhai Prabhudas	IND	1111	0.90
				4 Julaya Abdul Mukhatyar Nurmahammad (Mukhtiyar Soni)	BSP	763	0.62
				5 Shekh Mohamad Faruk Husenmiya (Faruk Shekh)	IND	693	0.56
				6 Aakash Dutt (Advocate)	JD(U)	521	0.42
				7 Husenbhai Ansari	IND	248	0.20
				8 Bhavsar Rajeshriben Manharlal	DBSP	245	0.20
				9 Shekh Gulamrasul Ismailbhai	IND	238	0.19
				10 Sureshbhai Jayantibhai Solanki	IND	185	0.15
				11 Miyana Umarbhai Allarambhai	IND	137	0.11
				12 All Kaium	IND	116	0.09
				13 Bagban Gulamrasul Gulamnabi	IND	108	0.09
				14 Dhirubhai Solanki	IND	106	0.09
				15 Gandhi Naresh	IND	89	0.07
				16 Khalifa Samsuddin Nasiruddin Alias Jugnu	IND	85	0.07
52 Jamalpur - Khadia	182446	124398	68.18	1 Bhatt Bhushan Ashok	BJP	48058	38.63
				2 Samirkhan Vajirkhan Sipai	INC	41727	33.54
				3 Sabirbhai Kabilwala	IND	30513	24.53
				4 Pathan Majhar Raheman Arjumandkhan	BSP	1093	0.88
				5 Shekh Rafikulmursalin Abdul Raheman	IND	980	0.79
				6 Bhatt Vrajeshbhai Bhagawatiprasad	GPP	713	0.57
				7 Saiyad Altaf Tahirali	CPM	522	0.42
				8 Dholkiya Pravinbhai Gangaram (Advocate)	IND	447	0.36
				9 Pathan Yusufkhan Habibkhan	SP	194	0.16
				10 Chauhan Mohammad Siraj Gulam Mohiyuddin	IND	151	0.12

No. & Name of Assembly Constituency	Total Electors	Valid Votes	% of Valid Votes	Name of Contesting Candidate with Position		Party	Votes Polled	% of Votes
53 Maninagar	228078	159807	70.07	1	Narendra Modi	BJP	120470	75.38
				2	Bhatt Shweta Sanjiv	INC	34097	21.34
				3	Pavanbhai Shравanbhai Mekan	IND	1488	0.93
				4	Kashyap Siddharth Yashvantray	BSP	1251	0.78
				5	Vinod Brahmhatt(Advocate)	CPI	1098	0.69
				6	Paresh Shukla(Bholenath)	IND	478	0.30
				7	Merchant Jagdipbhai Arvindbhai	SP	292	0.18
				8	Jivanbhai Ramabhai Parmar	DBSP	245	0.15
				9	Chavda Amarsinh Badarsinhji	BhJD	201	0.13
				10	Dr. Dineshbhai Shanabhai Patel	NBN	187	0.12
54 Danilimda (SC)	201451	137841	68.42	1	Shailesh Manubhai Parmar	INC	73573	53.38
				2	Girish Parmar	BJP	59272	43.00
				3	Solanki Bhagwatiben Bharatbhai	IND	1513	1.10
				4	Narendra Sankhaliya	LSWP	972	0.71
				5	Makwana Devendrakumar Bhanjibhai (D.B. Makwana)	GPP	901	0.65
				6	Parmar Sureshbhai Galabhai (Suresh Parmar)	IND	685	0.50
				7	Makwana Ratilal Bijalbhai	JD(U)	536	0.39
				8	Dipak Parmar	IND	389	0.28
55 Sabarmati	215978	151819	70.29	1	Arvindkumar Gandlal Patel (Arvind Dalal)	BJP	107036	70.50
				2	Patel Bharatkumar Govindlal (Bharat Vakil)	INC	39453	25.99
				3	Bipin Kantilal Panchal	GPP	1943	1.28
				4	Dr. Mukul Sinha (Advocate)	NSM	1860	1.23
				5	Parmar Devendra Danabhai	BSP	1527	1.01

No. & Name of Assembly Constituency	Total Electors	Valid Votes	% of Valid Votes	Name of Contesting Candidate with Position		Party	Votes Polled	% of Votes
56 Asarwa (SC)	184767	125263	67.80	1	Rajanikant Mohanlal Patel (R.M.Patel)	BJP	76829	61.33
				2	Surajkar Mangalbhair Hirabhai (Mangal Surajkar)	INC	41784	33.36
				3	Piyaja Mohanbhai Maganbhai (Advocate)	BSP	1945	1.55
				4	Dr.Sonara Kantilal Bhavanbhai	IND	1516	1.21
				5	Chandravadan S. Parmar (Chandrakant)	GPP	1193	0.95
				6	Rathod Yogeshkumar Kantilal	IND	873	0.70
				7	Nadiya Jashubhai Dhanjibhai	BhDC	583	0.47
				8	Rathod Naranbhai Lavjibhai	IND	540	0.43
57 Daskroi	242147	173918	71.82	1	Patel Babubhai Jamnadas	BJP	95813	55.09
				2	Baraiya Laxmanbhai Ambalal	INC	58180	33.45
				3	Gajera Rajeshbhai Jerambhai	GPP	7363	4.23
				4	Rajyaguru Kiritbhai Vrajlal	IND	3314	1.91
				5	Chauhan Jagdishbhai Keshabhai	BSP	2983	1.72
				6	Patel Jalpaben Bipinbhai	IND	1466	0.84
				7	Barot Bhupendra Bhikhabhai	IND	1178	0.68
				8	Kolipatel Sureshbhai Karshanbhai	SP	1080	0.62
				9	Chauhan Kamleshsinh Sursinh	IND	714	0.41
				10	Dave Dhaval Hasmukhbhai	SVPP	701	0.40
				11	Kantibhai Lakhbhai Raval	IND	663	0.38
				12	Makwana Babubhai Pamabhai	LJP	463	0.27

No. & Name of Assembly Constituency	Total Electors	Valid Votes	% of Valid Votes	Name of Contesting Candidate with Position	Party	Votes Polled	% of Votes
58 Dholka	203760	144273	70.81	1 Chudasama Bhupendrasinh Manubha	BJP	75242	52.15
				2 Chavda Pradyumansinh Pratapbhai	INC	56397	39.09
				3 Makwana Bhavubhai Popatbhai	IND	3628	2.51
				4 Vaghela Alpeshsinh Surubha	IND	3311	2.29
				5 Bhailalbai Kalubhai Pandav	BSP	2644	1.83
				6 Patel Rajesh Jashbhai	GPP	1396	0.97
				7 Kirtisinh Hemantsinh Zala	IND	630	0.44
				8 Tai Abdulsattar Gulamrasul	IND	617	0.43
				9 Mir Ghanshyambhai Vaghubhai	LJP	408	0.28
59 Dhandhuka	214334	138362	64.55	1 Kolipatel Laljibhai Chaturbhai	BJP	77573	56.07
				2 M. M. Shah	INC	49296	35.63
				3 Sarvaiya Dhirubhai Amarshibhai	IND	4667	3.37
				4 Desai Bharatkumar Nanalal	GPP	1553	1.12
				5 Vegad Abhabhai Raghavbhai	IND	1524	1.10
				6 Goraha Vinodbhai Shivabhai	CPM	1509	1.09
				7 Meniya Batukbhai Jinabhai	IND	831	0.60
				8 Mitaben Prabhudas Goheil	BSP	741	0.54
				9 Bhitora Jagdishbhai Harjibhai	IND	668	0.48
60 Dasada (SC)	204887	133047	64.94	1 Makwana Punambhai Kalabhai	BJP	65404	49.16
				2 Manharlal Maganlal Makwana	INC	54764	41.16
				3 Makwana Nareshbhai Tejabhai	BSP	3670	2.76
				4 Makwana Ukabhai Amarabhai	IND	3093	2.32
				5 Gohil Sureshbhai Harkhabhai	GPP	2911	2.19
				6 Kochadiya Bababhai Anadabhai	IND	1907	1.43
				7 Ajmalbhai Ramabhai Vaniya	IND	1298	0.98

No. & Name of Assembly Constituency	Total Electors	Valid Votes	% of Valid Votes	Name of Contesting Candidate with Position	Party	Votes Polled	% of Votes	
61	Limbdi	226369	158180	69.88	1 Kolipatel Somabhai Gandalal	INC	72203	45.65
					2 Kirtsinh Jitubha Rana	BJP	70642	44.66
					3 Himatbhai Kanjibhai Mithapara	IND	5103	3.23
					4 Solanki Pravinsinh Samatsinh	GPP	2560	1.62
					5 Salaiya Valjibhai Nanubhai	IND	1996	1.26
					6 Dineshbhai Chhaganbhai Solanki	BSP	1826	1.15
					7 Bhagavanbhai Punjabhai Rathod	IND	1344	0.85
					8 Bhathaniya Aebhabahi Ukabhai	IND	673	0.43
					9 Chavda Mahendrakumar Maganbhai	RPI(A)	490	0.31
					10 Parmar Bhogilal Danabhai	IND	384	0.24
					11 Chauhan Dhirubhai Jemabhai	IND	345	0.22
					12 Parmar Vasarambhai Bavalbhai	IJP	337	0.21
					13 Dabhi Mohanbhai Tulsibhai	IND	277	0.18
62	Wadhwan	231001	161617	69.96	1 Doshi Varshaben Narendrabhai	BJP	83049	51.39
					2 Vyas Himanshu Chimanlal	INC	65491	40.52
					3 Limbadiya Kantilal Vitthalbhai	IND	3080	1.91
					4 Patel Ishvarbhai Nathubhai	GPP	2694	1.67
					5 Aghara Ghanshyambhai Kanjibhai	BSP	1919	1.19
					6 Yadav Parsotambhai Hirabhai	IND	1079	0.67
					7 Kavar Ganeshbhai Govindbhai	JD(U)	865	0.54
					8 Bavaliya Sidikbhai Abubhai	IND	861	0.53
					9 Tundiya Premjibhai Virjibhai	IND	844	0.52
					10 Parmar Prabhubhai Gokalbhai	IND	581	0.36
					11 Jam Suleman Hasanbhai	IND	467	0.29
					12 Thakar Satishchandra Gajanand	IND	348	0.22
					13 Makwana Ukabhai Amrabhai	IJP	339	0.21

No. & Name of Assembly Constituency	Total Electors	Valid Votes	% of Valid Votes	Name of Contesting Candidate with Position		Party	Votes Polled	% of Votes
63	200359	143834	71.79	1	Shamjibhai Bhimjibhai Chauhan	BJP	72111	50.13
				2	Fatepara Devjibhai Govindbhai	INC	60139	41.81
				3	Chothabhai Chhanabhai Sarla	IND	4250	2.95
				4	Nakiya Hakabhai Mohanbhai	GPP	2993	2.08
				5	Matudiya Manubhai Shankarbhai	BSP	2570	1.79
				6	Bosiya Kanjibhai Ramjibhai	ASP	1771	1.23
64	243687	184040	75.52	1	Kavadiya Jayantibhai Ramjibhai	BJP	87621	47.61
				2	Patel Jayeshbhai Harilal	INC	70218	38.15
				3	Parmar Dhirajbhai Popatbhai	GPP	12911	7.02
				4	Sanghani Saileshbhai Santilal	IND	5392	2.93
				5	Devjibhai Gokalbhai Solanki	BSP	2350	1.28
				6	Rathod Nagarbhai Harjibhai	IND	1297	0.70
				7	Parmar Savjibhai Karshanbhai	IND	1222	0.66
				8	Patel Nitinkumar Dhirajbhai	IND	783	0.43
				9	Koli Sanjaybhai Dhirajbhai	IND	591	0.32
				10	Bhatiya Naranbhai Keharbhai	SP	530	0.29
				11	Dangi Mahasukhbhai Amrutlal	IND	491	0.27
				12	Jagdishbhai Kanjibhai Patel	IND	326	0.18
				13	Kaushikkumar Prabhubhai Patel	IND	308	0.17

No. & Name of Assembly Constituency	Total Electors	Valid Votes	% of Valid Votes	Name of Contesting Candidate with Position		Party	Votes Polled	% of Votes
65 Morbi	219462	161173	73.44	1	Amrutiya Kantilal Shivilal	BJP	77386	48.01
				2	Brijesh Merja	INC	74626	46.30
				3	S. P. Multani	IND	2560	1.59
				4	Solanki Manubhai Devjibhai	BSP	2266	1.41
				5	Manojbhai Jivrajbhai Panara	GPP	1781	1.11
				6	Taraiya Anvar Baudinbhai	IND	1399	0.87
				7	Jagdishbhai Vajjibhai Devatka	ABMSD	669	0.42
				8	Thaker Pankajbhai Balvantray	IND	486	0.30
66 Tankara	196679	149985	76.26	1	Kundariya Mohanbhai Kalyanjibhai	BJP	63630	42.42
				2	Vadaviya Maganbhai Dhanjibhai	INC	48223	32.15
				3	Kagathara Laleetbhai Karamshibhai	IND	15746	10.50
				4	Bhimani Dhirajlal Kanjibhai	GPP	11051	7.37
				5	Ranjibhai Jivabhai Rathod	IND	3432	2.29
				6	Toliya Hamirbhai Sagarambhai	BSP	3283	2.19
				7	Kubavat Atulbhai Kanubhai	JD(U)	1066	0.71
				8	Padsumbiya Manjibhai Dayabhai	IND	897	0.60
				9	Manish Arjanbhai Detroja	IND	775	0.52
				10	Zapda Dharmeshbhai Bhikhabhai	IND	527	0.35
				11	Jadeja Satubha Amarsang	IND	501	0.33
				12	Kasundra Yogeshkumar Vasrambhai	IND	498	0.33
				13	Chavda Rameshbhai Shivabhai	IND	356	0.24

No. & Name of Assembly Constituency	Total Electors	Valid Votes	% of Valid Votes	Name of Contesting Candidate with Position		Party	Votes Polled	% of Votes
67 Wankaner	204605	151710	74.15	1	Pirzada Mahamadjavid Abdulmutalib	INC	59038	38.92
				2	Somani Jitendrabhai Kantilal (Jitu Somani)	BJP	53727	35.41
				3	Bavarava Parasotambhai Vershibhai	GPP	30319	19.98
				4	Hasamukhbhai Babubhai Bhut	IND	3249	2.14
				5	Rathod Mahamadbhai Rahemanbhai	BSP	1793	1.18
				6	Oza Bharatbhai Kantilal	IND	1435	0.95
				7	Padaya Manubhai Sidabhai	IND	1088	0.72
				8	Mohammadarif Dinmahammad Datari	IND	1061	0.70
68 Rajkot East	210217	145037	68.99	1	Rajguru Indranil Sanjaybhai	INC	60877	41.97
				2	Shukla Kashyap Chimanbhai	BJP	56605	39.03
				3	Ambli Pravinbhai Ghusabhai	GPP	20003	13.79
				4	Rojashra Pravin Ravjibhai	IND	3159	2.18
				5	Khureshi Razak Daudbhai	BSP	2910	2.01
				6	Nair Ramchandrabhai Krishnanbhai	CPM	802	0.55
				7	Gadhiya Devrajbhai Dungarbhai	IND	681	0.47

No. & Name of Assembly Constituency	Total Electors	Valid Votes	% of Valid Votes	Name of Contesting Candidate with Position		Party	Votes Polled	% of Votes
69 Rajkot West	262484	166891	63.58	1	Vajubhai Rudabhai Vala	BJP	90405	54.17
				2	Atul Rasikbhai Rajani	INC	65427	39.20
				3	Makadia Jaydeep Jayantibhai	GPP	5194	3.11
				4	Sandipbhai Hargovindbhai Jivarajani	IND	1784	1.07
				5	Sanchaniya Pravinbhai Damjibhai	BSP	1645	0.99
				6	Saiyad Husenbhai Sultanbhai	IND	579	0.35
				7	Kalavadia Jignesh Bhimjibhai	IND	485	0.29
				8	Rasilaben Hasmukhbhai Chauhan	IND	303	0.18
				9	Doshi Manishbhai Anantrai	IND	255	0.15
				10	Chauhan Jitendrabhai Bhurabhai	IND	252	0.15
				11	Tholiya Narsibhai Kanjibhai (Patel Narsibhai Kanjibhai)	RKSP	200	0.12
				12	Pravinbhai Meghijibhai Dengda	IND	196	0.12
				13	Karva Arifbhai Babubhai (Kalva)	IND	166	0.10
70 Rajkot South	211819	136857	64.61	1	Govind Patel	BJP	77308	56.49
				2	Donga Mitul Himatbhai	INC	48831	35.68
				3	Kacha Rashminbhai Chhaganbhai	GPP	8410	6.15
				4	Rudrapratsinh Raghuvirsinh Rana	IND	1608	1.17
				5	Pathan Bismilla Abdulkhan (Babakhan Pathan)	IND	700	0.51
71 Rajkot Rural (SC)	224209	149564	66.71	1	Bhanuben Manoharabhai Babariya	BJP	57753	38.61
				2	Sagathiya Lakhbhai Jethabhai	INC	46287	30.95
				3	Girishbhai Haribhai Parmar	GPP	36446	24.37
				4	Pushpaben Ashokbhai Vala	BSP	3723	2.49
				5	Pravinbhai Meghijibhai Dengda	IND	2608	1.74
				6	Kalpesh Ramjibhai Vaghela	IND	999	0.67
				7	Chavda Lakhmanbhai Devjibhai	IND	965	0.65
				8	Gediya Manojbhai Nathabhai	IND	783	0.52

No. & Name of Assembly Constituency	Total Electors	Valid Votes	% of Valid Votes	Name of Contesting Candidate with Position	Party	Votes Polled	% of Votes
72 Jasdani	202511	164403	81.18	1 Gohel Bholabhai Bhikhabhai	INC	78055	47.48
				2 Dr.Bharatbhai Khodabhai Boghra	BJP	67208	40.88
				3 Devshibhai Nagjibhai Tadhani	GPP	7028	4.27
				4 Handa Babubhai Chanabhai	IND	3296	2.00
				5 Raghvani Savabhai Bachubhai	IND	2311	1.41
				6 Dineshbhai Valjibhai Goti	BSP	1640	1.00
				7 Kamdar Husenbhai Musabhai	IJP	806	0.49
				8 Raval Shaileshbhai Balvantbhai	IND	725	0.44
				9 Berani Vallabhbhai Premjibhai	IND	698	0.42
				10 Bambhaniya Vallabhbhai Premjibhai	IND	551	0.34
				11 Jani Bharatbhai Prahladbhai	IND	524	0.32
				12 Dobariya Ratilal Bachubhai	SP	362	0.22
				13 Tramba Amrabhai Sagrambhai	IND	358	0.22
				14 Jadavbhai Jinabhai Mer	IND	309	0.19
				15 Olakiya Naranbhai Ramjibhai	IND	307	0.19
				16 Jogarajiya Sureshbhai Merambhai	IND	225	0.14
73 Gondal	193002	148315	76.85	1 Jadeja Jayrajsinh Temubha	BJP	79709	53.74
				2 Zadafia Gordhanbhai Pragajibhai	GPP	59943	40.42
				3 Vaghasiya Chandubhai Bachubhai	NCP	3519	2.37
				4 Mukeshbhai Dholamal Vardhani	IND	2894	1.95
				5 Makwana Karshanbhai Mithabhai	LJP	1606	1.08
				6 Thummar Dineshbhai Nathabhai	IND	644	0.43

No. & Name of Assembly Constituency	Total Electors	Valid Votes	% of Valid Votes	Name of Contesting Candidate with Position	Party	Votes Polled	% of Votes
74 Jetpur	231237	169938	73.49	1 Radadiya Jayeshbhai Vitthalbhai	INC	85827	50.50
				2 Korat Jashuben Savjibhai	BJP	67794	39.89
				3 Solanki Jitendrabhai Jerambhai	BSP	2556	1.50
				4 Rameshbhai Karshanbhai Baldha	GPP	2323	1.37
				5 Shekh Salimbhai Nuruddin	IND	2062	1.21
				6 Sondarva Mangabhai Danabhai	IND	1961	1.15
				7 Satasiya Mukeshbhai Damjibhai	IND	1783	1.05
				8 Solanki Rahimbhai Amadbhai	IND	1248	0.73
				9 Makrani Rafikbhai Osmanbhai	IND	1202	0.71
				10 Kantaria Khimjibhai Batukbhai	IND	528	0.31
				11 Nathabhai Kanabhai Chavda	IND	521	0.31
				12 Devarshibhai Chanabhai Makwana	IND	365	0.21
				13 Bhut Ashokbhai Bhimjibhai	SP	346	0.20
				14 Chotaliya Shabir Yunusbhai	IND	280	0.16
				15 Rathod Shamjibhai Madhabhai	DBSP	275	0.16
				16 Gajera Rohitbhai Govindbhai	IND	245	0.14
				17 Chandrakant Maganbhai Ramoliya	IND	232	0.14
				18 Degada Jatinkumar Kantilal	IND	215	0.13
				19 Dudhatra Mukundbhai Govindbhai	IND	175	0.10

No. & Name of Assembly Constituency	Total Electors	Valid Votes	% of Valid Votes	Name of Contesting Candidate with Position		Party	Votes Polled	% of Votes
75 Dhoraji	231498	163974	70.83	1	Radadiya Vitthalbhai Hansrajbhai	INC	76189	46.46
				2	Patel Harilal Madhavjibhai	BJP	73246	44.67
				3	Nandaniya Hareshbhai Kanjibhai	BSP	2494	1.52
				4	Sondarva Ashok Nanji	IND	2057	1.25
				5	Sanjay Jinabhai Dabhi	IND	1983	1.21
				6	Sama Aminbhai Ishakbhai	IND	1679	1.02
				7	Sojitra Ramnikbhai Vallabhhabhai	IND	1635	1.00
				8	Adhaduk Jagadishbhai Ratansibhai	GPP	1429	0.87
				9	Der Babubhai Fogalbhai	IND	564	0.34
				10	Rajesh Ravjibhai Sondarva	DBSP	451	0.28
				11	Bukhari Shahnavaz Abumiya	IND	426	0.26
				12	Vakil Vinzuda Ranjitbhai Naranbhai	IND	419	0.26
				13	Dharar Juber Asrafbhai	LJP	374	0.23
				14	Kansagara Girishkumar Kanjibhai	IND	290	0.18
				15	Kaladiya Rajeshbhai Somabhai	IND	275	0.17
				16	Marvaniya Kirtikumar Bavanjibhai	IND	247	0.15
				17	Bakali Imtiyaz Hanifbhai	IND	216	0.13
76 Kalavad (SC)	194894	134420	68.97	1	Chavda Meghijbhai Amarabhai	BJP	49027	36.47
				2	Parmar Dineshbhai Rudabhai (Dr. Dinesh Parmar)	INC	42908	31.92
				3	Girdharbhai Alabhai Vaghela	GPP	33418	24.86
				4	Padhiyar Lalajibhai Karabhai	IND	3096	2.30
				5	Bokhani Arvindbhai Gorjibhai	BSP	2577	1.92
				6	Chavda Meghijbhai Ugabhai	IND	1844	1.37
				7	Chavda Meghijbhai Pitthabhai	IND	1550	1.15

No. & Name of Assembly Constituency	Total Electors	Valid Votes	% of Valid Votes	Name of Contesting Candidate with Position	Party	Votes Polled	% of Votes
77 Jamnagr Rural	186173	135167	72.60	1 Raghavji Hansraj Patel	INC	60499	44.76
				2 Faldu Ranchhodbhai Chanabhai	BJP	57195	42.31
				3 Dodepotra Jusab Hajibhai	BSP	4875	3.61
				4 Sathawara Harish Damji Dharaviya	IND	2315	1.71
				5 Lokhil Manubhai Ranabhai	IND	2002	1.48
				6 Rathod Jadavji Jivabhai	CPM	1518	1.12
				7 Sanghar Ishak Osmanbhai	IND	1459	1.08
				8 Kundaria Pranjivan Mohanbhai	GPP	1310	0.97
				9 Saiyad Abdul Kadar Husain	SP	901	0.67
				10 Parmar Bhuralal Meghajibhai	IND	715	0.53
				11 Dalit Dipak Jashubhai	IND	571	0.42
				12 Nutyar Bavlabhai Harunbhai	RKEP	531	0.39
				13 Kakal Hasam Jaku	IND	367	0.27
				14 Chauhan Vanitaben Ashokbhai	IND	365	0.27
				15 Kanani Shitalkumar Veljibhai	IND	296	0.22
				16 Manek Husain Kasam	RPI(A)	248	0.18

No. & Name of Assembly Constituency	Total Electors	Valid Votes	% of Valid Votes	Name of Contesting Candidate with Position		Party	Votes Polled	% of Votes
78 Jamnagar North	182733	121977	66.75	1	Jadeja Dharmendrasinh Merubha (Hakubha Jadeja)	INC	61642	50.54
				2	Ayar Bera Mulubhai Hardasbhai	BJP	52194	42.79
				3	Sodha Salimbhai Nurmamadbhai	IND	2297	1.88
				4	Bhagvat Nareshkumar Hirjibhai (Matang)	BSP	1849	1.52
				5	Sodha Jusab Ishak	IND	1154	0.95
				6	Nakum Pravinbhai Dhanjibhai (Satvara)	GPP	1118	0.92
				7	Ravjibhai Hakubhai Meriya	IND	487	0.40
				8	Pandya Chirag Hariombhai	IND	239	0.20
				9	Dharviya Dayalbhai Ambabhai (Dayalbhai Satvar)	IND	229	0.19
				10	Darjada Kasambhai Nurmamadbhai	RKEP	223	0.18
				11	Belim Asifbhai Karimbhai	LoRP	197	0.16
				12	Parmar Ramaben Mavjibhai	IND	187	0.15
				13	Gohil Vijay Jethabhai	IND	161	0.13
79 Jamnagar South	184141	121079	65.75	1	Trivedi Vasuben Narendrabhai	BJP	55894	46.16
				2	Lal Jitendra Haridas (Jitu Lal)	INC	53032	43.80
				3	Sabhaya Tulshibhai Mavjibhai	GPP	5747	4.75
				4	Khafi Ashraf Jummabhai	SP	2251	1.86
				5	Hemant Aatmaram Bhadra	IND	1830	1.51
				6	Sonagra Dinesh Dhanjibhai	IND	775	0.64
				7	Khafi Salim Yusufbhai	IND	343	0.28
				8	Rathod Shailesh Harishbhai	IND	283	0.23
				9	Vikramsinh Bhavsinh Jethwa	IND	262	0.22
				10	Narendrabhai Chanabhai Parmar	IND	199	0.16
				11	Vedant Pritiben Shaileshbhai	JD(U)	164	0.14
				12	Gohil Kailashbhai Khimjibhai	IND	127	0.10
				13	Khira Juma Nurmamad	IND	89	0.07
				14	Dave Chetan Jaysukhlal	IND	83	0.07

No. & Name of Assembly Constituency	Total Electors	Valid Votes	% of Valid Votes	Name of Contesting Candidate with Position	Party	Votes Polled	% of Votes	
80	Jamjodhpur	180661	135969	75.26	1 Shapriya Chimanbhai Dharamshibhai	BJP	75395	55.45
				2 Ahir Hardas Karshan Khava	INC	47204	34.72	
				3 Pravinbhai Kanjibhai Tada	GPP	6527	4.80	
				4 Rathod Hasmukhbhai Chhaganbhai	IND	2679	1.97	
				5 Pravinbhai Vallabhbhai Nariya	IND	1904	1.40	
				6 Khan Sahadatraza Inayatraza	IND	593	0.44	
				7 Ishak Sidik Shama	IND	560	0.41	
				8 Abbasbhai Ibrahimbhai Noyda	IND	423	0.31	
				9 Ibrahim Sumarbhai Vidhani	IND	397	0.29	
				10 Ikbalbhai Salemanbhai Udhecha	IND	287	0.21	
81	Khambhalia	230992	157764	68.30	1 Poonamben Hematbhai Maadam	BJP	79087	50.13
				2 Ahir Ebha Karsan Karmur	INC	40705	25.80	
				3 Nakum Lalji Devsi	GPP	15765	9.99	
				4 Bhokal Kasambhai Abubhai	RLD	5379	3.41	
				5 Jafarbhai Jusabbhai Dodepautra(Kotai)	BSP	4583	2.90	
				6 Sama Musa Suvalibhai	IND	2680	1.70	
				7 Sagar Hirabhai Khimabhai Piprotar	IND	2438	1.55	
				8 Bhagad Ishak Abdul	IND	1551	0.98	
				9 Jod Vala Daya	IND	1414	0.90	
				10 Bhanuben Manshur Khara	IND	824	0.52	
				11 Narshi Gordhan Parmar	IND	675	0.43	
				12 Palani Ali Ishaq	IND	674	0.43	
				13 Kara Ali Jakub	IND	488	0.31	
				14 Anvar Umar Jokhiya	IND	434	0.28	
				15 Chavda Ashokbhai Nathabhai	IND	382	0.24	
				16 Kherajbhai Jashabhai Goradiya	IND	345	0.22	
				17 Jitesh Babubhai Rathod	IND	340	0.22	

No. & Name of Assembly Constituency	Total Electors	Valid Votes	% of Valid Votes	Name of Contesting Candidate with Position		Party	Votes Polled	% of Votes
82 Dwarka	224030	148349	66.22	1	Pabubha Virambha Manek	BJP	70062	47.23
				2	Ahir Kandoriya Muluibhai Ranmalbhai	INC	64446	43.44
				3	Sumaniya Patramalbha Balubha	IND	4037	2.72
				4	Rathod Valiben Kamabhai	IND	2582	1.74
				5	Sonagara Jential Vasharam	GPP	1879	1.27
				6	Gojiya Devaanandbhai Ranmalbhai	IND	1279	0.86
				7	Sama Mohmadhussain Suleman	BSP	1048	0.71
				8	Madam Mayurbhai Ghelubhai	IND	621	0.42
				9	Bhatt Atulbhai Ratilal	IND	529	0.36
				10	Bhimabhai Gangabhai Goradiya	IND	401	0.27
				11	Bhagvanji Hemraj Thobhani	IND	347	0.23
				12	Bharatbhai Dwardkadas Dhokai	JD(U)	274	0.18
				13	Dilip Amardas Kapdi	IND	269	0.18
				14	Parmar Jetabhai Savjibhai	IND	215	0.14
				15	Gojiya Kumbhabhai Ramdebhai	IND	183	0.12
				16	Nakum Chhaganbhai Kanabhai	IND	177	0.12
83 Porbandar	212580	145957	68.66	1	Babubhai Bhimabhai Bokhiria	BJP	77604	53.17
				2	Arjunbhai Devabhai Modhwadia	INC	60458	41.42
				3	Rohit Patel	IND	2233	1.53
				4	Odedara Mohanbhai Liabhai	BSP	2099	1.44
				5	Pandya Rajesh Gaurishankar	GPP	1166	0.80
				6	G. R. Tukadia	IND	981	0.67
				7	Rajesh Karshanbhai Postariya	IND	762	0.52
				8	Godhaniya Harish Arshi	IND	654	0.45

No. & Name of Assembly Constituency	Total Electors	Valid Votes	% of Valid Votes	Name of Contesting Candidate with Position		Party	Votes Polled	% of Votes
84 Kutiya	178111	115272	64.72	1	Kandhal Sarmanbhai Jadeja	NCP	61416	53.28
				2	Karshanbhai Dulabhai Odedra	BJP	42942	37.25
				3	Bharat Malde Khunti	IND	3205	2.78
				4	Butani Rajeshbhai Maganbhai	IND	1931	1.68
				5	Popat Gova Chanchiya	BSP	1598	1.39
				6	Hirabhai Gogambhai Karmata(Rabari)	GPP	965	0.84
				7	Kodiyatar Bhikhanbhai Samatbhai	IND	738	0.64
				8	Jaydeep Arjunbhai Odedara	SP	644	0.56
				9	Joshi Harishbhai Liladhar	IND	548	0.48
				10	Kadegiya Gangabhai Kanabhai	IND	471	0.41
				11	Der Prakashbhai Jethabhai	IND	408	0.35
				12	Kanara Khimanandbhai Kacharabhai	IND	406	0.35
85 Manavadar	217644	159097	73.10	1	Chavda Jawaharabhai Pethalajibhai	INC	72879	45.81
				2	Ratibhai Gordhanbhai Sureja	BJP	68477	43.04
				3	Dineshbhai Lalajibhai Kacha	GPP	10985	6.90
				4	Sida Amadbhai Taiyabbhai	IND	2788	1.75
				5	Vanvi Hitendrabhai Devjibhai	IND	1407	0.88
				6	Chandani Yunus Adremanbhai	LJP	978	0.61
				7	Pansuriya Jivrajbhai Bhovanbhai	IND	610	0.38
				8	Dal Husenbhai Alibhai	SP	527	0.33
				9	Sojitra Narendrabhai Babubhai	JD(U)	446	0.28

No. & Name of Assembly Constituency	Total Electors	Valid Votes	% of Valid Votes	Name of Contesting Candidate with Position	Party	Votes Polled	% of Votes
86 Junagadh	231603	143449	61.94	1 Mashru Mahendrabhai Liladharbhai	BJP	66669	46.48
				2 Joshi Bhikhabhai Galabhai	INC	52873	36.86
				3 Lalitbhai Bhimajibhai Suvagiya	GPP	16386	11.42
				4 Hasmukhbhai Madhavajibhai Kerala	IND	3338	2.33
				5 Sumara Arab Hasam	BSP	1247	0.87
				6 Sorathiya Abdulmajid Alimahmad	IND	737	0.51
				7 Maru Chetanbhai Rameshbhai	IND	673	0.47
				8 Kariya Dhirenbhai Amrutlal	SP	462	0.32
				9 Ravaliya Ashvinbhai Sarmanbhai	HND	374	0.26
				10 Joshi Shitalben Pradyumanbhai	JD(U)	365	0.25
				11 Dilipbhai Nathabhai Makwana	IND	325	0.23
87 Visavadar	224348	148721	66.29	1 Keshubhai Savdasbhai Patel	GPP	85967	57.80
				2 Bhalala Kanubhai Mepabhai	BJP	43781	29.44
				3 Vinodbhai Bachubhai Kadiyar	CPM	3364	2.26
				4 Gal Dilip Devashibhai	BSP	2948	1.98
				5 Sorathiya Alpeshbhai Rameshbhai	IND	2808	1.89
				6 Chotaliya Dhirubhai Hirjibhai	IND	1684	1.13
				7 Kunjadiya Vallabhbhai Rambhai	ABMSD	1642	1.10
				8 Chauhan Sultanbhai Mirajibhai	IND	1637	1.10
				9 Bhatt Dineshbhai Mansukhbhai	IND	1396	0.94
				10 Shamjibhai Shambhubhai Gajipara (Advocate)	IND	1331	0.89
				11 Makwana Vajubhai Rudabhai	IND	1127	0.76
				12 Gondaliya Bharatbhai Ravjibhai	IND	1036	0.70

No. & Name of Assembly Constituency	Total Electors	Valid Votes	% of Valid Votes	Name of Contesting Candidate with Position	Party	Votes Polled	% of Votes
88 Keshod	201298	133830	66.48	1 Arvindbhai Keshavbhai Ladani	BJP	53772	40.18
				2 Kotadiya Maganbhai Karshanbhai	INC	45835	34.25
				3 Chudasama Meramanbhai Arashibhai	GPP	25499	19.05
				4 Pandya Ajaykumar Nautamlal	IND	2623	1.96
				5 Chavda Surajkumar Dipakbhai	BSP	2146	1.60
				6 Chhaya Rameshbhai Mujibbhai	IND	1903	1.42
				7 Gohel Arunbhai Govindbhai	HND	895	0.67
				8 Jotva Arjanbhai Rambhai	SP	656	0.49
				9 Ajaybhai Umedbhai Kotak	IND	501	0.37
89 Mangrol	181109	128475	70.94	1 Chudasama Rajeshbhai Naranbhai	BJP	68452	53.28
				2 Dr. Chudasama Chandrikaben Kanjibhai	INC	52738	41.05
				3 Saiyad Altafhusen Abdullamiya	IND	2828	2.20
				4 Mori Maniben Nathabhai	BSP	1721	1.34
				5 Chand Mohamadyusuf Umarbhai	IND	1328	1.03
				6 Chudasama Hirabhai Mashribhai	IND	589	0.46
				7 Gandhara Mustakbhai Janibhai	IND	444	0.35
				8 Dal Ibrahimbhai Bodubhai	SP	375	0.29

No. & Name of Assembly Constituency	Total Electors	Valid Votes	% of Valid Votes	Name of Contesting Candidate with Position		Party	Votes Polled	% of Votes
90 Somnath	205796	157760	76.66	1	Barad Jasabhai Bhanabhai	INC	56701	35.94
				2	Jotva Rajsibhai Virabhai	BJP	54605	34.61
				3	Vala Jagmalbhai Jadavbhai	IND	23417	14.84
				4	Gohel Narendrakumar (Ravi) Kanjibhai	IND	9842	6.24
				5	Solanki Pradipsinh M.	IND	3792	2.40
				6	Parmar Rajabhai Parbatbhai	BSP	2991	1.90
				7	Sumara Husenbhai Mirajibhai	IND	1895	1.20
				8	Sida Iqbal Kasambhai	SP	1156	0.73
				9	Rudhani Satishkumar Tulsidas	IND	897	0.57
				10	Patel Umeshbhai Champakbhai	IND	631	0.40
				11	Chudasama Hirabhai Masribhai	IND	607	0.38
				12	Gadhiya Yusufbhai Adambhai	IND	522	0.33
				13	Gadhiya Gulamshabbir Hajjibrahim	IND	405	0.26
				14	Abhani Mathurdas Vrujjal	IND	299	0.19
91 Talala	182591	141098	77.28	1	Jashubhai Dhanabhai Barad	INC	62722	44.45
				2	Parmar Govind Varjang	BJP	61244	43.41
				3	Nathubhai Kanabhai Kamaliya	GPP	10599	7.51
				4	Vaja Rambhai Gigabhai	BSP	3017	2.14
				5	Majgul Abdul Ismal	IND	2320	1.64
				6	Daki Jaysukhlal Jadavbhai	IND	1196	0.85

No. & Name of Assembly Constituency	Total Electors	Valid Votes	% of Valid Votes	Name of Contesting Candidate with Position		Party	Votes Polled	% of Votes
92 Kodinar (SC)	184653	129722	70.25	1	Solanki Jethabhai Danabhai	BJP	63319	48.81
				2	Mohanbhai Malabhai Vala	INC	54842	42.28
				3	Sosa Ramji Gangabhai	IND	2812	2.17
				4	Ravjibhai Meghabhai Vinzuda	BSP	2800	2.16
				5	Digantbhai Malabhai Vadhel	GPP	2602	2.01
				6	Vadhel Chhaganbhai Govindbhai	IND	1405	1.08
				7	Vadhel Malabhai Tejabhai	IND	1204	0.93
				8	Rathod Samjibhai Mangalbhai	IND	738	0.57
93 Una	205503	148065	72.05	1	Vansh Punjabhai Bhimabhai	INC	69824	47.16
				2	Kalubhai Chanabhai Rathod	BJP	62317	42.09
				3	Parsotambhai Haribhai Thumar	GPP	6441	4.35
				4	Bhanderi Maganbhai Nanubhai	IND	3820	2.58
				5	Chauhan Bhanjibhai Sajanbhai	BSP	2836	1.92
				6	Katariya Naranbhai Sarmanbhai	SP	2827	1.91
94 Dhari	194517	130626	67.15	1	Kotadiya Nalinbhai Nanjibhai	GPP	41516	31.78
				2	Kokilaben Jaysukhbhai Kakadiya	INC	39941	30.58
				3	Bhuva Mansukhbhai Panchabhai	BJP	38966	29.83
				4	Sureshbhai Himmatbhai Sondigla	IND	2853	2.18
				5	Maheta Prfulbhai Tribhovanbhai	IND	1870	1.43
				6	Bhuva Parshotambhai Babubhai	IND	1734	1.33
				7	Nainuji Kiritkumar Babulal	BSP	1342	1.03
				8	Makwana Poonamgauri Rameshkumar	LJP	909	0.70
				9	Raiyani Dineshbhai Maganbhai	IND	856	0.66
				10	Kanubhai Shambhubhai Suraniya	IND	639	0.49

No. & Name of Assembly Constituency	Total Electors	Valid Votes	% of Valid Votes	Name of Contesting Candidate with Position		Party	Votes Polled	% of Votes
95 Amreli	248461	170007	68.42	1	Paresh Dhanani	INC	86583	50.93
				2	Dileep Sanghani	BJP	56690	33.35
				3	Hirpara Pragajibhai Madhabhai	GPP	16454	9.68
				4	Hasamukhbhai Bhimajibhai Kabariya	IND	3037	1.79
				5	Sukhadiya Nathabhai Vallabhbai	IND	2553	1.50
				6	Bhaskar Harsurbhai Ukabhai	BSP	1256	0.74
				7	Kishorbhai Dhanajibhai Vekariya	IND	966	0.57
				8	Makwana Varunbhai Kalubhai	RSP(S)	702	0.41
				9	Solanki Rekhaben Kashyapbhai	JD(U)	613	0.36
				10	Bharatbhai Mavajibhai Patoliya	IND	406	0.24
				11	Kothiya Hasmukhbhai Meghajibhai	IND	394	0.23
				12	Dilip Nanubhai	IND	353	0.21
96 Lathi	184891	130604	70.64	1	Bavkubhai Nathabhai Undhad	INC	48793	37.36
				2	Khokhariya Valajibhai Nanajibhai	BJP	46029	35.24
				3	Harajibhai Narola	GPP	13004	9.96
				4	Nagani Vinodbhai Pragajibhai	IND	11177	8.56
				5	M. D. (Bhanubhai) Manjariya	IND	3795	2.91
				6	Lalibhai Bodar	IND	3747	2.87
				7	Helaiya Mayur Keshavbhai	RSP(S)	1307	1.00
				8	Makawana Keshubhai Naranbhai	BSP	1226	0.94
				9	Narola Hiteshbhai Maganbhai	IND	1001	0.77
				10	J. R. Parmar	RPI(A)	525	0.40

No. & Name of Assembly Constituency	Total Electors	Valid Votes	% of Valid Votes	Name of Contesting Candidate with Position		Party	Votes Polled	% of Votes
97 Savarkundla	211793	131496	62.09	1	Vaghasiya Vallabhbai Vasharambhai (V. V. Vaghasiya)	BJP	37246	28.32
				2	Pratap Dudhat	INC	34862	26.51
				3	Kalubhai Virani	IND	14517	11.04
				4	Maheshbhai Sudani	GPP	14107	10.73
				5	Zanzavadia Vallabhbai Bhimabhai	IND	13908	10.58
				6	Vichhiya Shivrajbhai Rambhai (Munabhai Rabarika)	IND	9547	7.26
				7	Saiyad Mahamadbbhai Husenbhai	IND	3853	2.93
				8	Bagda Arvindbhai Danjibhai (Bagdabhai)	BSP	1895	1.44
				9	Valodra Vajubhai Jivabhai	IND	1561	1.19
98 Rajula	209654	148859	71.00	1	Solanki Hirabhai Odhavjibhai	BJP	75447	50.68
				2	Babubhai Rambhai Ram	INC	56737	38.11
				3	Parmar Ravjibhai Savjibhai	GPP	3302	2.22
				4	Ladumor Arvindbhai Karshambhai	IND	3014	2.02
				5	Babariya Dipakbhai Ramjibhai	BSP	2584	1.74
				6	Rathod Najabhai Amarabhai	IND	2451	1.65
				7	Ram Bhagwanbhai Jesabhai	IND	2440	1.64
				8	Chauhan Narashibhai Dudabhai	IND	1187	0.80
				9	Dhakhada Champubhai Dadabhai	IND	967	0.65
				10	Gauswami Arvindgiri Babugiri	IND	730	0.49
99 Mahuva	181028	121606	67.18	1	Makwana Bhavanaben Raghavbhai	BJP	57498	47.28
				2	Bharatkumar Bhaskarrao Thakar	IND	29146	23.97
				3	Mehta Rajbhai Jashvantbhai	INC	27855	22.91
				4	Ravjani Arifbhai Akbarbhai	IND	3572	2.94
				5	Mehta Hareesh Gulabray	GPP	2124	1.75
				6	Mer Niluben Lakhbhai	LJP	1411	1.16

No. & Name of Assembly Constituency	Total Electors	Valid Votes	% of Valid Votes	Name of Contesting Candidate with Position		Party	Votes Polled	% of Votes
100 Talaja	190949	126910	66.46	1	Shyl Bhartiben Dhirubhai	BJP	66357	52.29
				2	Sarvaiya Sanjaysinh Ajitsinh	INC	33513	26.41
				3	Manharbhai Ravjibhai Baldaniya	IND	15859	12.50
				4	Dhandhiya Bharatbhai Santokrambhai	BSP	3479	2.74
				5	Sarvaiya Rajendrabhai Bavubhai	IND	3163	2.49
				6	Makwana Pravinbhai Punabhai	IND	1855	1.46
				7	Baraiya Hemrajibhai Babubhai	GPP	1509	1.19
				8	Nakrani Bhayabhai Harajibhai	IND	1175	0.93
101 Gariadhar	183272	119298	65.09	1	Keshubhai Hirjibhai Nakrani	BJP	53377	44.74
				2	Mangukiya Babubhai Mavajibhai	INC	37349	31.31
				3	Dr. Kanubhai V. Kalsariya	IND	10963	9.19
				4	Kantrodiya Labubhai Popatbhai	GPP	5252	4.40
				5	Suleman Hasانبhai Ajameri	IND	3636	3.05
				6	Bagada Bhaveshbhai Premjibhai	BSP	1373	1.15
				7	Dhapa Mavajibhai Lakhbhai	IND	1122	0.94
				8	Ramsinh Shadulbhai Chavada	IND	1111	0.93
				9	Makwana Bhavanbhai Khimabhai	IND	1018	0.85
				10	Sattarbhai Valibhai Saiyed	IND	1004	0.84
				11	Nathabhai Dayabhai Bharwad	RKSP	988	0.83
				12	Pankajbhai Karamshibhai Savani	IND	610	0.51
				13	Vala Bhupatbhai Mohanbhai	SP	597	0.50
				14	Parmar Badhabhai Khodabhai	RP(A)	460	0.39
				15	Madhra Usmanbhai P.	BNJD	438	0.37

No. & Name of Assembly Constituency	Total Electors	Valid Votes	% of Valid Votes	Name of Contesting Candidate with Position		Party	Votes Polled	% of Votes
102 Palitana	223839	158361	70.75	1	Rathod Pravinbhai Jinabhai	INC	69396	43.82
				2	Sarvaiya Mahendrasinh Parakramsinh	BJP	55071	34.78
				3	Yadav Arjunbhai Rupsangbhai	IND	15895	10.04
				4	Bhingradiya Rasikbhai Ambabhai	GPP	13045	8.24
				5	Mevada Maheshbhai Shamjibhai	BSP	3040	1.92
				6	Solanki Mahipatsinh Prabhatsinh	RKSP	1914	1.21
103 Bhavnagar Rural	221286	168619	76.20	1	Parshottmbhai Odhavjibhai Solanki	BJP	83980	49.80
				2	Gohil Shaktisinh	INC	65426	38.80
				3	Bhaliya Natubhai Kanjibhai	IND	6625	3.93
				4	Jasani Keshavbhai Lavjibhai (Keshu Bhagat)	GPP	3463	2.05
				5	Parshottmbhai Solanki	IND	2522	1.50
				6	Digvijaysinh Bhikhubha Gohil	BSP	1771	1.05
				7	Baraiya Nanjibhai Bhikhabhai	IND	1570	0.93
				8	Parmar Labhubhai Vashrambhai	IND	1100	0.65
				9	Gohil Vinubhai Bhimabhai (Madhuli)	IND	455	0.27
				10	Pathubha Hanubha Jadeja	IND	393	0.23
				11	Italiya Rameshbhai Jethabhai	IND	381	0.23
				12	Devabhai Bhurabhai Motisariya	IND	346	0.21
				13	Amit Patel	IND	322	0.19
				14	Kalpesh Patel	IND	265	0.16

No. & Name of Assembly Constituency	Total Electors	Valid Votes	% of Valid Votes	Name of Contesting Candidate with Position	Party	Votes Polled	% of Votes
104 Bhavnagar East	211903	144327	68.11	1 Dave Vibhavariben Vijaybhai (Vibhavari Dave)	BJP	85375	59.15
				2 Joshi Rajeshbhai Mahendrabhai (Rajesh Joshi)	INC	45867	31.78
				3 Arun Mehta	CPM	5149	3.57
				4 Viplav K. Chitroda	IND	2455	1.70
				5 Makwana Girdharbhai Shivjibhai	GPP	2237	1.55
				6 Paunda Geeta Chetan	IND	739	0.51
				7 Chauhan Dayabhai Devjibhai (Dayabhai Ghadiyali)	IND	706	0.49
				8 Geetaben Nanubhai Mer	IND	624	0.43
				9 Rathod Jesingbhai Devshibhai	IND	589	0.41
				10 Zahidbhai U. Baloch	BSP	586	0.41
105 Bhavnagar West	205170	138875	67.69	1 Jitendrabhai Savjibhai Vaghani (Jitu Vaghani)	BJP	92584	66.67
				2 Mansukhbhai Raiyabhai Kanani (Dr. Kanani)	INC	38691	27.86
				3 Salimbhai Adambhai Mehtar	IND	2765	1.99
				4 Dihora Vitthalbhai Naranbhai	GPP	1495	1.08
				5 Vijuben Nitinbhai Gohil	BSP	702	0.51
				6 Rajeshbhai Vasantbhai Bhamani	IND	693	0.50
				7 Mansukhbhai Devshibhai Kanabi (Manubhai Master)	IND	504	0.36
				8 Makwana Jesing Maljibhai	IND	372	0.27
				9 Gohil Mahavirsinh Gambhirsinh	RKSP	255	0.18
				10 Pathan Mehmoodkhan Chandbhai	IND	253	0.18
				11 Makawana Dilipbhai Ranabhai	IND	252	0.18
				12 Kureshi Abdulkadar Manjibhai (Kadar Kureshi)	IND	155	0.11
				13 Parmar Vijaybhai Govindbhai	RPI(A)	154	0.11

No. & Name of Assembly Constituency	Total Electors	Valid Votes	% of Valid Votes	Name of Contesting Candidate with Position	Party	Votes Polled	% of Votes
106 Gadhada (SC)	221055	145193	65.68	1 Atmaram Makanbhai Parmar	BJP	64053	44.12
				2 Maru Pravinbhai Tidabhai	INC	54959	37.85
				3 Parmar Dhanjibhai Khimabhai	GPP	11712	8.07
				4 Helaiya Ripalkumar Nathubhai	IND	4518	3.11
				5 Sagathiya Keshavbhai Jagabhai	BSP	2364	1.63
				6 Sapariya Parshotam Punjabhai	IND	2149	1.48
				7 Gohel Gigabhai Khimabhai	IND	1509	1.04
				8 Badhiya Narotambhai Ranchhodbhai	IND	1488	1.02
				9 Rathod Pravinbhai Dayabhai	RPI(A)	1388	0.96
				10 Ayar Kanjibhai Raghavbhai	IND	1053	0.73
107 Botad	224430	177821	79.23	1 Maniya Thakarshibhai Devjibhai	BJP	86184	48.47
				2 Kunvarjibhai Mohanbhai Bavaliya	INC	76179	42.84
				3 Shekh Aashifbhai Alarkhbhai	IND	5742	3.23
				4 Parmar Vinod Trikambhai	GPP	2127	1.20
				5 Baraiya Nakabhai Velabhai	IND	1948	1.10
				6 Chavda Gunvantbhai Bhimjibhai	BSP	1472	0.83
				7 Vadia Inusbhai Hajibhai	IND	1038	0.58
				8 Govindbhai Ramjibhai Jadav	JD(U)	997	0.56
				9 Dhalvaniya Vallabhbhai Kanajibhai	IND	758	0.43
				10 Olakia Bhupatbhai Govindbhai	IND	467	0.26
				11 Abubakar Rahimbhai Jangad	IND	385	0.22
				12 Kaliya Pravinbhai Nathabhai	IND	298	0.17
				13 Katariya Jinabhai Nagjibhai	IND	226	0.13

No. & Name of Assembly Constituency	Total Electors	Valid Votes	% of Valid Votes	Name of Contesting Candidate with Position				Party	Votes Polled	% of Votes
108 Khambhat	194515	143068	73.55	1	Patel Sanjaykumar Ramanbhai,		BJP	74761	52.26	
				2	Chudasama Sandipsinh Vajubha		INC	59375	41.50	
				3	Patel Chandrakant Bhailalbhai,		GPP	5443	3.80	
				4	Chauhan Purshottam Alias Kanubhai Mathurbhai		BSP	3489	2.44	
109 Borsad	211667	155683	73.55	1	Parmar Rajendrasinh Dhirsinh		INC	83621	53.71	
				2	Solanki Naynaben Ramanbhai		BJP	62587	40.20	
				3	Patel Ashokbhai Maganbhai		IND	5726	3.68	
				4	Patel Kantibhai Ranchhodbhai		GPP	1586	1.02	
				5	Irshad Ali Mohmad Ali Saiyad		SP	1242	0.80	
				6	Kantibhai Bhikhabhai Solanki		ABMSD	921	0.59	
110 Anklav	179414	140950	78.56	1	Amit Chavda		INC	81575	57.88	
				2	Solanki Jasavantsinh Amarsinh (Jashubha)		BJP	51256	36.36	
				3	Chavada Kaushikkumar Ravjibhai		IND	4182	2.97	
				4	Purohit Hemantkumar Chandrakant		BSP	1775	1.26	
				5	Patel Kashyap Gordhanbhai (Gopal)		GPP	1315	0.93	
				6	Rabari Hiteshkumar Lajibhai		JD(U)	847	0.60	

No. & Name of Assembly Constituency	Total Electors	Valid Votes	% of Valid Votes	Name of Contesting Candidate with Position	Party	Votes Polled	% of Votes
111 Umreth	216999	161424	74.39	1 Jayantbhai Ramanbhai Patel (Boskey)	NCP	67363	41.73
				2 Govindbhai Rajibhai Parmar	BJP	65969	40.87
				3 Shelat Subhashchandra Someshvar	IND	21042	13.04
				4 Bhoi Daxaben Bharatbhai	IND	2185	1.35
				5 Patel Mukeshbhai Somabhai	BSP	1043	0.65
				6 Patel Sunilbhai Mahendrabhai	IND	971	0.60
				7 Patel Bharatbhai Harmanbhai	IND	644	0.40
				8 Patel Ashvinkumar Ishvarbhai	GPP	642	0.40
				9 Dixitkumar Harmanbhai Chauhan (Botham)	IND	607	0.38
				10 Saiyad Alimudin Rukmudin	SP	602	0.37
				11 Patel Rajeshbhai Tulsibhai	NBN	356	0.22
112 Anand	231778	171347	73.93	1 Dilipbhai Manibhai Patel	BJP	82956	48.41
				2 Kantibhai Sodhaparmar (Bhagat)	INC	81969	47.84
				3 Raj Dilipsinh Somsinh	IND	2539	1.48
				4 Patel Bipinchandra Parsottamdas (Vakil)	GPP	1534	0.90
				5 Manharbhai Ashabhai Chauhan	IND	773	0.45
				6 Soni Bhupendrabhai Kantilal	BSP	649	0.38
				7 Parmar Natubhai Shanabhai	IND	420	0.25
				8 Patel Dineshbhai Shanabhai	NBN	262	0.15
				9 Dave Jatinbhai Dineshchandra	IND	245	0.14
113 Petlad	196394	150606	76.69	1 Niranjan Patel	INC	77312	51.33
				2 Patel Dipakbhai Ravjibhai	BJP	65120	43.24
				3 Parmar Hitendrasinh Mohansinh	SP	2426	1.61
				4 Kachhiya Kevalkumar Thakorabhai	BSP	2419	1.61
				5 Parmar Ghanshyambhai Ashabhai	GPP	1960	1.30
				6 Kubavat Babudas Chhagandas	ABJS	1369	0.91

No. & Name of Assembly Constituency	Total Electors	Valid Votes	% of Valid Votes	Name of Contesting Candidate with Position		Party	Votes Polled	% of Votes
114 Sojitra	177139	138314	78.08	1	Parmar Punambhai Madhabhai	INC	65210	47.15
				2	Patel Vipulkumar Vinubhai	BJP	65048	47.03
				3	Pravinchandra Ishwarlal Anjara	IND	3404	2.46
				4	Parmar Pravinbhai Madhabhai	IND	1694	1.22
				5	Vankar Narsinhbhai Natubhai	BSP	1612	1.17
				6	Parmar Punjaben Rajeshbhai	LJP	704	0.51
				7	Patel Kalpit Mahendrabhai	GPP	642	0.46
115 Matar	201690	152631	75.68	1	Chauhan Devusinh Jesingbhai	BJP	71021	46.53
				2	Patel Sanjaybhai Haribhai	INC	64534	42.28
				3	Bharvad Zalabhai Ghelabhai	IND	8324	5.45
				4	Rakesh Rao	GPP	4152	2.72
				5	Prajapati Sumitaben Nareshbhai	IND	1823	1.19
				6	Vyas Hetalben Vinubhai	BSP	1066	0.70
				7	Pathan Firodaskhan Yasinkhan	IND	684	0.45
				8	Chauhan Ratansinh Udesinh	IND	531	0.35
				9	Makwana Hirabhai Somabhai	SP(I)	496	0.32

No. & Name of Assembly Constituency	Total Electors	Valid Votes	% of Valid Votes	Name of Contesting Candidate with Position		Party	Votes Polled	% of Votes
116 Nadiad	223648	151214	67.61	1	Desai Pankaj Vinubhai (Gotiyo)	BJP	75335	49.82
				2	Jitrendrabhai Suryakantbhai Patel (Azad)	INC	68748	45.46
				3	Vhora Ayubbbhai Hajibhai	IND	3509	2.32
				4	Mangaldas Pursottambhai Dalwadi	IND	1132	0.75
				5	Pathan Rizvanabanu Basid Ahemad	SP	605	0.40
				6	Barot Nalibhai Ratibhai	GPP	482	0.32
				7	Malek Sabirhusen Ismaelbhai	IND	411	0.27
				8	Malek Samirkhan Munirkhan	IND	294	0.19
				9	Christy Vasantbhai Aitabhai	IND	240	0.16
				10	Francis Ishwarbhai Parmar	IND	162	0.11
				11	Divan Safimahamad Aehmadsha	IND	154	0.10
				12	Arpit Dahyabhai Patel (Dahyo)	IND	142	0.09
117 Mehmedabad	202296	152065	75.17	1	Gautambhai Ravjibhai Chauhan	INC	68767	45.22
				2	Chauhan Sundersinh Bhalabhai	BJP	64586	42.47
				3	Dabhi Dolatsinh Somabhai	GPP	11662	7.67
				4	Patel Natvarbhai Tribhovandas	SP	5105	3.36
				5	Pathan Itekaftusain Habibkhan	BSP	1945	1.28
118 Mahudha	198231	138270	69.75	1	Thakor Natvarsinh Fulsinh	INC	58373	42.22
				2	Sodha Khumansinh Ratansinh	BJP	45143	32.65
				3	Vaghela Shankarbhai Desaibhai	IND	24524	17.74
				4	Pathan Abdulhanifkhan Abdulwahidkhan	SP	3358	2.43
				5	(Darbar) Chauhan Shankarbhai Babubhai	BSP	2532	1.83
				6	Rathod Maheshbhai Ramanbhai	IND	2279	1.65
				7	Chauhan Bhanupratapsinh Ambubhai	IND	1445	1.05
				8	Vaghela Ravjibhai Somabhai	GPP	616	0.45

No. & Name of Assembly Constituency	Total Electors	Valid Votes	% of Valid Votes	Name of Contesting Candidate with Position		Party	Votes Polled	% of Votes
119 Thasra	227258	162705	71.59	1	Parmar Ramsinh Prabhatsinh	INC	78226	48.08
				2	Pratikshaben Tinubhai Parmar	BJP	72726	44.70
				3	Malek Habibbhai Abdulbhai	IND	4849	2.98
				4	Patel Shantilal Chhotalal	IND	2063	1.27
				5	Pratapsinh Narvatsinh Chavda	GPP	1813	1.11
				6	Shekh Aiyubbhai Usmanbhai (Ex. Talati)	BSP	1146	0.70
				7	Nilesh Pradyuman Trivedi	SP	1090	0.67
				8	Chavda Zalamsinh Sukhabhai	IND	792	0.49
120 Kapadvanj	242550	182267	75.15	1	Shankersinh Vaghela (Bapu)	INC	88641	48.63
				2	Dabhi Kanubhai Bhulabhai	BJP	82044	45.01
				3	Raval Kartikey Ratilal (Pintubhai)	IND	5147	2.82
				4	Chauhan Prakashsinh Budhaji	GPP	3030	1.66
				5	Parmar Himatsinh Dhirabhi	BSP	1950	1.07
				6	Patel Manubhai Mangalbhai	IND	1455	0.80
121 Balasinor	233459	173402	74.28	1	Chauhan Mansinh Kohyabhai	INC	87088	50.22
				2	Pathak Rajeshbhai Urfe Pappubhai Gajanan	BJP	69917	40.32
				3	Shaikh Mustakbhai Aiyubbhai	IND	6698	3.86
				4	Zala Ishvarbhai Arjunbhai	NCP	2028	1.17
				5	Thakor Pradipsinh Prabhatsinh	GPP	2009	1.16
				6	Vinodbhai Ratnabhai Rohit	IND	1848	1.07
				7	Shaikh Abdulsattar Mahamadbhai	IND	1317	0.76
				8	Solanki Rameshbhai Javrabhai	BSP	1233	0.71
				9	Pirjada Mahemudmiya Anumiya	IND	833	0.48
				10	Solanki Bhavansinh Samatsinh	JD(U)	431	0.25

No. & Name of Assembly Constituency	Total Electors	Valid Votes	% of Valid Votes	Name of Contesting Candidate with Position		Party	Votes Polled	% of Votes
122 Lunawada	236029	161844	68.57	1	Patel Heerabhai Haribhai	INC	72814	44.99
				2	Malivad Kalubhai Hirabhai	BJP	69113	42.70
				3	Patel Bhupendrakumar Jethabhai	IND	9212	5.69
				4	Pandya Prabodhkant Damodardas	GPP	4429	2.74
				5	Parmar Manubhai Khojabhai	BSP	2806	1.73
				6	Patel Jigneshkumar Bhikhabhai	JD(U)	1816	1.12
				7	Mirza Gulam Jilani Mohammad Farid	SP	1654	1.02
123 Santrampur (ST)	181438	127484	70.26	1	Damor Gendalbhai Motibhai	INC	68026	53.36
				2	Bhamat Mansinh Vallabhabhai	BJP	42372	33.24
				3	Dindor Bharatbhai Punabhai	GPP	5739	4.50
				4	Katara Singjibhai Jalajibhai	CPM	5110	4.01
				5	Bamaniya Lalabhai Bhimsinh	JD(U)	3784	2.97
				6	Malivad Bhagabhai Rupabhai	BSP	2453	1.92
124 Shehra	206391	154365	74.79	1	Ahir (Bharvad) Jethabhai Ghelabhai	BJP	76468	49.54
				2	Solanki Takhatsinh Ravsinh	INC	47743	30.93
				3	Pagi Rangitbhai Prabhatbhai	GPP	12562	8.14
				4	Solanki Bhupatsinh Somsinh	LJP	9345	6.05
				5	Bharvad Raghubhai Dhulabhai	NCP	3045	1.97
				6	Kabhabhai Vechatbhai Baria	JD(U)	2135	1.38
				7	Patel Akhamsinh Amarsinh	HND	1797	1.16
				8	Vankar Prafulchandra Punjabhai	BSP	1270	0.82

No. & Name of Assembly Constituency	Total Electors	Valid Votes	% of Valid Votes	Name of Contesting Candidate with Position		Party	Votes Polled	% of Votes
125 Morva Hadaf (ST)	172315	120498	69.93	1	Khant Savitaben Vechatbhai	INC	56886	47.21
				2	Damor Bijalbhai Valabhai	BJP	45597	37.84
				3	Dindor Vikramsinh Ramsinh	IND	12792	10.62
				4	Vagadiya Udabhai Lakhmanbhai	LJP	2396	1.99
				5	Bamaniya Narvatbhai Bhimsinh	JD(U)	1725	1.43
				6	Bariya Madhubhai Chhaganbhai	GPP	1102	0.91
126 Godhra	220170	159481	72.44	1	C. K. Raulji	INC	73367	46.00
				2	Chauhan Pravinsinh Prabhatsinh	BJP	70499	44.21
				3	Patel Rameshbhai Ravjibhai	IND	5744	3.60
				4	Mayurkumar Jashvantlal Patel Alias Pintubhai	IND	5233	3.28
				5	Thakor Harishchandrasinh Kiransinh	BSP	1560	0.98
				6	Pareshkumar Vinodchandra Basrani	JD(U)	1346	0.84
				7	Ashishbhai Kapur	IND	1141	0.72
				8	Solanki Girvatsinh Chandrasinh	GPP	591	0.37
127 Kalol	209161	154672	73.95	1	Rathod Arvindsinh Damsinh	BJP	69275	44.79
				2	Jadav Rajendrasinh Chandrasinh	INC	39219	25.36
				3	Chauhan Fatesinh Vakhatsinh	GPP	20690	13.38
				4	Rathod Vijaysinh Mohansinh	IND	10538	6.81
				5	Solanki Salamsinh Mangalsinh	IND	8347	5.40
				6	Solanki Gopalbhai Saburbhai	SP	1885	1.22
				7	Rathod Vikramsinh Prabhatsinh	BSP	1458	0.94
				8	Baria Dineshbhai Kanubhai	IND	1439	0.93
				9	Chavda Surendrasinh Narvatsinh (Alias Chavda Advocate)	JD(U)	1089	0.70
				10	Kansar Maheshkumar Hirabhai (Advocate)	LJP	732	0.47

No. & Name of Assembly Constituency	Total Electors	Valid Votes	% of Valid Votes	Name of Contesting Candidate with Position		Party	Votes Polled	% of Votes
128 Halol	219593	168840	76.89	1	Parmar Jaydrathsinhji Chandrasinhji	BJP	93854	55.59
				2	Parmar Rajendrasinh Balvantsinh	INC	60648	35.92
				3	Nayak Ghanshyambhai Himatbhai	BSP	7339	4.35
				4	Rathva Gulsinh Metariyabhai	GPP	6999	4.15
129 Fatepura (ST)	181335	120951	66.70	1	Katara Rameshbhai Bhurabhai	BJP	57828	47.81
				2	Machhar Databhai Bhimabhai	INC	51564	42.63
				3	Charpot Chunilal Punjabhai	GPP	11559	9.56
130 Jhalod (ST)	195890	132298	67.54	1	Garasiya Miteshbhai Kalabhai	INC	78077	59.02
				2	Vaghela Bhavsingbhai Databhai	BJP	38004	28.73
				3	Sangada Induben Nathubhai	IND	7371	5.57
				4	Damor Chetanbhai Ramsubhai	BSP	3904	2.95
				5	Parmar Tikubhai Chimanbhai	GPP	3063	2.32
				6	Pandor Bhimabhai Jalabhai	LJP	1879	1.42
131 Limkheda (ST)	167307	134065	80.13	1	Bhabhor Jashvantsinh Sumanbhai	BJP	67219	50.14
				2	Baria Punabhai Jesingbhai	INC	51888	38.70
				3	Amaliyar Ajaykumar Saburbhai	BSP	5119	3.82
				4	Damor Vestabhai Jokhanabhai	IND	4874	3.64
				5	Nisarta Sanjaykumar Parvatsinh	JD(U)	3225	2.41
				6	Pasaya Rajubhai Nagarsinh	GPP	1740	1.30
132 Dahod (ST)	206178	133953	64.97	1	Panada Vajesingbhai Parsingbhai	INC	73956	55.21
				2	Palas Nagarsinh Kasnabhai	BJP	34408	25.69
				3	Damor Karansinh Alias Parvatbhai Somjibhai	IND	15080	11.26
				4	Bhabhor Babubhai Malabhai	IND	5496	4.10
				5	Parmar Hemantkumar Chunilal	BSP	2252	1.68
				6	Devdha Samsubhai Khatrabhai	IND	1406	1.05
				7	Parmar Chimanbhai Nariyabhai	GPP	1355	1.01

No. & Name of Assembly Constituency	Total Electors	Valid Votes	% of Valid Votes	Name of Contesting Candidate with Position		Party	Votes Polled	% of Votes
133 Garbada (ST)	208106	120436	57.87	1	Bariya Chandrikaben Chhaganbhai	INC	69295	57.54
				2	Rathod Mohindraben Ajitsinh	BJP	33521	27.83
				3	Meda Jagdishbhai Manilal	BNJD	8166	6.78
				4	Bhabhor Dhulabhai Ditabhai	BSP	3987	3.31
				5	Parmar Gopalbhai Kalubhai	GPP	2947	2.45
				6	Bhura Navlabhai Manabhai	IJP	2520	2.09
134 Devgadbaria	200201	160665	80.25	1	Khabad Bachubhai Maganbhai	BJP	113582	70.69
				2	Chauhan Bhupendrasinh Chimansinh	NCP	29829	18.57
				3	Patel Pareshkumar Bhimsing	IND	6825	4.25
				4	Mistry Nitinkumar Arjundas	IND	6447	4.01
				5	Rathva Juvansinh Kalubhai	GPP	1625	1.01
				6	Yadav Rajendrakumar Bhavarlal	BSP	1602	1.00
				7	Dalal Akbar Saifuddin	JD(U)	755	0.47
135 Savli	189403	145772	76.96	1	Inamdar Ketanbhai Mahendrabhai	IND	62849	43.11
				2	Khumansin Raysinh Chauhan	INC	42530	29.18
				3	Upendrasinhji Pratapsinhji Gohil	BJP	25597	17.56
				4	Patanvadiya Arvindbhai Ravjibhai	IND	8599	5.90
				5	Patel Kamleshbhai Shivalbhai	IND	2019	1.39
				6	Parmar Balvantbhai Rayjibhai	BSP	1277	0.88
				7	Arpankumar Bhaskarbhai Patel	IND	1053	0.72
				8	Jadav Tribhovanbhai Somabhai	IJP	629	0.43
				9	Saiyad Varisali Kasamali	SP	480	0.33
				10	Chauhan Bhailalbhai Ranchhodbhai	GPP	391	0.27
				11	Parmar Pareshbhai Ishwarbhai	JD(U)	348	0.24

No. & Name of Assembly Constituency	Total Electors	Valid Votes	% of Valid Votes	Name of Contesting Candidate with Position		Party	Votes Polled	% of Votes
136 Vaghodia	200342	154746	77.24	1	Shrivastav Madhubhai Babubhai	BJP	65851	42.55
				2	Dr. Patel Jayeshbahi Khemabhai	INC	60063	38.81
				3	Patel Rohitbhai (I. E. Ghanshyambhai) Ambalal	IND	20861	13.48
				4	Gohil Mangalbai Shankarbhai	GPP	3558	2.30
				5	Thakor Pravinbhai Desaibhai	IND	2174	1.40
				6	Chauhan Chandrasinh Jasvantsinh	IND	1681	1.09
				7	Makavana Rajendrabhai Ravjibhai	NBN	558	0.36
137 Chhota Udaipur (ST)	213248	147787	69.30	1	Rathwa Mohansinh Chhotubhai	INC	65043	44.01
				2	Gulsingbhai Ranglabhai Rathwa	BJP	62738	42.45
				3	Rathwa Rameshbhai Gopabhai	IND	8511	5.76
				4	Somabhai Daliyabhai Nayka	BSP	4034	2.73
				5	Rathwa Shankarbhai Vichhiyabhai	GPP	3906	2.64
				6	Rathwa Arjunbhai Versingbhai	JD(U)	3555	2.41
138 Jetpur (ST)	216606	157099	72.53	1	Rathava Jayantibhai Savajibhai	BJP	61966	39.44
				2	Rathava Sukhrambhai Hariyabhai	INC	57693	36.72
				3	Rathava Vajesingbhai Lachchhubhai	IND	22222	14.15
				4	Rathava Namalabhai Gurajibhai	JD(U)	4012	2.55
				5	Nayaka Ishwarbhai Madiyabhai	LJP	3327	2.12
				6	Rathava Maganbhai Chathiyabhai	BSP	3091	1.97
				7	Rathava Maheshbhai Mathurbhai	IND	3023	1.92
				8	Rathava Amitkumar Majalabhai	GPP	1765	1.12
139 Sankheda (ST)	234656	173119	73.78	1	Bhil Dhirubhai Chunilal	INC	80579	46.55
				2	Tadvi Abhesinh Motibhai	BJP	79127	45.71
				3	Tadvi Ranjanbhai Kanchanbhai	IND	6869	3.97
				4	Bachubhai Kocharabhai Rathva	BSP	3403	1.97
				5	Bhil Somabhai Gokalbhai	GPP	3141	1.81

No. & Name of Assembly Constituency	Total Electors	Valid Votes	% of Valid Votes	Name of Contesting Candidate with Position			Party	Votes Polled	% of Votes
140 Dabhoi	185775	143912	77.47	1	Patel Balkrishnabhai Naranbhai	BJP	70833	49.22	
				2	Patel Siddharth Chimanbhai	INC	65711	45.66	
				3	Bhatt Kishorkumar Rameshchandra	IND	3059	2.13	
				4	Vasadiya Indrasinh Madhavsinh	JD(U)	1206	0.84	
				5	Patel Piyushbhai Bhailalbhai	IND	1181	0.82	
				6	Purohit Vinaykumar Ramanbhai (Advocate)	IND	1076	0.75	
				7	Patanwadiya Kishorbhai Nagjibhai	IND	846	0.59	
141 Vadodara City (SC)	232722	161941	69.59	1	Vakil Manisha Rajivbhai	BJP	103700	64.04	
				2	Solanki Jayshreeben Ashwinbhai	INC	51811	31.99	
				3	Rohit Manjulaben Madhusudan	BSP	1863	1.15	
				4	Rohit Amrutbhai Revabhai	IND	1671	1.03	
				5	Parmar Bhanubhai Parsottambhai	GPP	1367	0.84	
				6	Dave Vishnukumar Jashbhai	SP	960	0.59	
				7	Parmar Mahesh Mansukhbhai	IND	569	0.35	
142 Sayajigunj	234789	161616	68.83	1	Sukhadiya Jitendra Ratilal Sukhadiya	BJP	107358	66.43	
				2	Joshi Kiritbhai Shantilal	INC	49121	30.39	
				3	Shingote Pravinbhai Naresh	IND	1515	0.94	
				4	Pathan Sabina Irfankhan	SP	1001	0.62	
				5	Solanki Ramanbhai Ambalal	GPP	977	0.60	
				6	Rathod Sanatanbhai Babarbai	BSP	542	0.34	
				7	Chauhan Kamleshkumar Chhaganbhai	IND	357	0.22	
				8	Jagdhisinh Gambhirsinh Chauhan	IND	316	0.20	
				9	Memam Sattarbai Jasubhai	MaJP	278	0.17	
				10	Devendrasing Ramkishor Kokande	RSPS	151	0.09	

No. & Name of Assembly Constituency	Total Electors	Valid Votes	% of Valid Votes	Name of Contesting Candidate with Position		Party	Votes Polled	% of Votes
143 Akota	215228	147802	68.67	1	Saurabh Patel	BJP	95554	64.65
				2	Patel Lalitbhai Thakorbai	INC	45687	30.91
				3	Prajapati Areshkumar Rameshchandra	GPP	1985	1.34
				4	Sindhi Mahebubkhan Yusufbhai	IND	1559	1.05
				5	Parmar Kishorkumar Somabhai	BSP	673	0.46
				6	Trivedi Nilesh Padhuman	SP	605	0.41
				7	Bharti Parmar	SUCI	520	0.35
				8	Bachubhai Manubhai Dabhi (Sampat)	IND	509	0.34
				9	Shastri Rushikant Kishorkumar	IND	361	0.24
				10	Aadambhai Abdulbhai Patel	IND	349	0.24
144 Raopura	237681	162348	68.30	1	Rajendra Trivedi (Rajubhai Vakil)	BJP	99263	61.14
				2	Jayesh Thakkar	INC	57728	35.56
				3	Patel Kalidasbhai Motibhai Alias Nepoliyan	IND	1765	1.09
				4	Soni Shantilal Dwarkadas	GPP	982	0.60
				5	Chauhan Varisali Rahimbhai	LJP	805	0.50
				6	Motavar Gautamkumar Bhailalbai	BSP	775	0.48
				7	Joshi Hiteshkumar Sudhakarbai	IND	542	0.33
				8	Yadav Kirtiben Harishkumar	SP	488	0.30

No. & Name of Assembly Constituency	Total Electors	Valid Votes	% of Valid Votes	Name of Contesting Candidate with Position		Party	Votes Polled	% of Votes
145 Manjalpur	197119	137473	69.74	1	Yogesh Patel	BJP	92642	67.39
				2	Gandhi Chinnam Satyam (Chinnam Gandhi)	INC	40857	29.72
				3	Pal Sarojben Rajesh (Sarojben)	IND	1360	0.99
				4	Mukesh Ambalal Rathod (Dhammavinay)	BSP	749	0.54
				5	Sahani Ramsevak Haribansh	SP	599	0.44
				6	Pardeshi Ashishsinh Dilipsinh (Ashishsinh Pardeshi)	IND	542	0.39
				7	Karkar Hasumatiben Vinod (Hasumatiben Vinodbhai Karkar (Patel))	GPP	505	0.37
				8	Mistry Meenaben Khushalbai (Meenaben Khushalbai Mistry)	MaJP	219	0.16
146 Padra	195756	156776	80.09	1	Patel Dineshbhai Balubhai (Dinumama)	BJP	75227	47.98
				2	Thakor Jashpalsinh Mahendrasinh (Padhiyar)	INC	70919	45.24
				3	Rabari Abheshingbhai Ishwarbhai	IND	4406	2.81
				4	Patel Kamleshkumar Harmanbhai (Dancer)	GPP	1474	0.94
				5	Parmar Jayeshbhai Ambalal	BSP	1314	0.84
				6	Parmar Rajeshbhai Ranachhodbhai	IND	1004	0.64
				7	Kachiya Patel Vaishaliben Radhekrishna	IND	941	0.60
				8	Parmar Harmanbhai Fulabhai	IND	935	0.60
				9	Parmar Jashbhai Chhitabhai	IND	556	0.35

No. & Name of Assembly Constituency	Total Electors	Valid Votes	% of Valid Votes	Name of Contesting Candidate with Position		Party	Votes Polled	% of Votes
147 Karjan	179877	141371	78.59	1	Patel Satishbhai Motibhai	BJP	68225	48.26
				2	Akshaykumar Ishwarbhai Patel	INC	64736	45.79
				3	Rathod Ramabhai Mangalbhai	IND	3780	2.67
				4	Makwana Mukeshbhai Shanabhai	IND	1729	1.22
				5	Vankar Kanubhai Fogatbhai	BSP	784	0.55
				6	Ataliya Ajaysinh Dilipsinh	GPP	637	0.45
				7	Pothiya Sabirbhai	IND	466	0.33
				8	Padhiyar Jitendrasinh Ishwarsinh	IND	283	0.20
				9	Parmar Mahendrasinh Chandrasinh	IND	261	0.18
				10	Saiyad Najerabanu Mobinali	SP	238	0.17
				11	Vasava Laxmanbhai Babarbhai	JD(U)	232	0.16
148 Nandod (ST)	202787	158587	78.20	1	Tadvi Shabdasharan Bhailalbhai	BJP	79580	50.18
				2	Vasava Hareshbhai Jayantibhai	INC	63853	40.26
				3	Vasava Sureshbhai Madhubhai	IND	3682	2.32
				4	Tadvi Kanubhai Mohanbhai	BSP	3332	2.10
				5	Vasava Maheshbhai Saradbhai	JD(U)	2194	1.38
				6	Tadvi Vijaykumar Naranbhai	IND	2057	1.30
				7	Tadvi Shantilal Kalabhai	GPP	1652	1.04
				8	Valvi Rajeshbhai Govindbhai	IND	1523	0.96
				9	Tadvi Ramdasbhai Kantibhai	SP	714	0.45

No. & Name of Assembly Constituency	Total Electors	Valid Votes	% of Valid Votes	Name of Contesting Candidate with Position	Party	Votes Polled	% of Votes
149 Dediapada (ST)	170900	152422	89.19	1 Motilal Puniabhai Vasava	BJP	56471	37.05
				2 Amarsingh Ramsinh Vasava	INC	53916	35.37
				3 Maheshbhai Chhotubhai Vasava	JD(U)	20109	13.19
				4 Sureshbhai Chhanubhai Vasava	IND	10212	6.70
				5 Mansingbhai Kaliabhai Vasava	IND	2270	1.49
				6 Fatesing Chandrasinh Vasava	BSP	2124	1.39
				7 Rajendrasinh Gumansinh Deshmukh	IND	2024	1.33
				8 Samsingbhai Damjibhai Vasava	GPP	1909	1.25
				9 Jashubhai Govalbhai Tadavi	IND	1738	1.14
				10 Jeramabhai Vestabhai Vasava	SP	1649	1.08
150 Jambusar	200393	145117	72.42	1 Chhatrasinhji Pujabhai Mori	BJP	74864	51.59
				2 Makwana Kirankumar Laxmanbhai	INC	56134	38.68
				3 Midi Usmanbhai Musabhai	IND	8727	6.01
				4 Manilal Bhogilal Pandya (M.B.Pandya)	JD(U)	1462	1.01
				5 Dipakkumar Vasanbhai Patel	IND	1376	0.95
				6 Rana Upendrasinh Pratapsinh	BSP	1051	0.72
				7 Kamleshbhai Manubhai Patel	GPP	1035	0.71
				8 Bhatti Iqbal Ismail	LJP	468	0.32

No. & Name of Assembly Constituency	Total Electors	Valid Votes	% of Valid Votes	Name of Contesting Candidate with Position		Party	Votes Polled	% of Votes
151 Vagra	172008	133903	77.85	1	Arunsinh Ajitsinh Rana	BJP	68512	51.17
				2	Iqbal Patel	INC	54194	40.47
				3	Sapa Rafikbhai Sulemanbhai	IND	3680	2.75
				4	Altaf Gafurbhai Patel	JD(U)	2119	1.58
				5	Jashwantbhai Jitsangbhai Gohil	GPP	1974	1.47
				6	Arunsinh Karansinh Chauhan	BSP	1419	1.06
				7	Haidarali Yakub Patel	SP	868	0.65
				8	Sabbir Valli Bhura	IND	746	0.56
				9	Rana Gajjanfarali Mansinhji (Dada)	LJP	391	0.29
152 Jhagadia (ST)	209013	170110	81.39	1	Vasava Chhotubhai Amarsinh	JD(U)	66622	39.16
				2	Vasava Balubhai Chhotubhai	INC	53318	31.34
				3	Vasava Narendrabhai Gambhirsinh	BJP	36473	21.44
				4	Vasava Rakeshkumar Chandubhai	GPP	8056	4.74
				5	Vasava Thakorbbhai Diveliyabhai	BSP	5641	3.32
153 Bharuch	215933	154995	71.78	1	Dushyantbhai Rajnikant Patel	BJP	92219	59.50
				2	Sandip Mangrola	INC	55029	35.50
				3	Snehi Manharbhai Chhaganbhai	IND	2835	1.83
				4	Chauhan Gajubhai Amrutlal	GPP	1032	0.67
				5	Vasava Anandkumar Sarvarsinh	BSP	945	0.61
				6	Vasava Shailesh Chimanbhai	JD(U)	695	0.45
				7	Bhagatsinh Jesingbhai Vasava	IND	684	0.44
				8	Gohil Hemantkumar Jerambhai	IND	557	0.36
				9	Khoda Rafiq Ibrahim	IND	386	0.25
				10	Rathod Dharmnarayan Lalaram	RKSP	323	0.21
				11	Chhitubhai Jivanbhai Parmar	LJP	290	0.19

No. & Name of Assembly Constituency	Total Electors	Valid Votes	% of Valid Votes	Name of Contesting Candidate with Position	Party	Votes Polled	% of Votes
154 Ankleshwar	189552	143256	75.58	1 Ishwarsinh Thakor hai Patel	BJP	82645	57.69
				2 Patel Maganbhai Balubhai (Master)	INC	51202	35.74
				3 Maheta Chiragkumar Bharatkumar	IND	3341	2.33
				4 Vasava Mahindershing Baldevshing	JD(U)	2181	1.52
				5 Patel Jashvantbhai Parasottambhai	IND	1209	0.84
				6 Makwana Manubhai Aaljbhai	BSP	974	0.68
				7 Bhuvra Rajnikant (Patel)	GPP	705	0.49
				8 Nitin Ishwarlal Vakil	IND	614	0.43
				9 Kola Ajaybhai Narsinhbhai	IND	385	0.27
155 Olpad	270144	192100	71.11	1 Patel Mukeshbhai Zinabhai	BJP	106805	55.60
				2 Jayeshkumar Shankarbhai Patel	INC	69747	36.31
				3 Patel Shantilal Becharbhai	GPP	5040	2.62
				4 Vala Dilubhai Valkubhai	IND	3836	2.00
				5 Master Arun Horilal	BSP	1740	0.91
				6 Mustak Abbas Patel	IND	1456	0.76
				7 Jagdev Prafulbhai Shyamrav	RPI(A)	728	0.38
				8 Pradhan Pitambar Trinath	IND	556	0.29
				9 Shinde Jitendra Mohanbhai	IF	461	0.24
				10 Dr. Hasmukhbhai Bhikhubhai Butani	YuS	389	0.20
				11 Pathan Fakiryasin Jomanbhai	IND	366	0.19
				12 Kapdiya Mohamad Irfan Gulam Mohmad	LJP	360	0.19
				13 Mahyavanshi Natvarbhai Dahyabhai	JD(U)	354	0.18
				14 Nagmal Bhadreshbhai Prabhakarbhai	IND	262	0.14

No. & Name of Assembly Constituency	Total Electors	Valid Votes	% of Valid Votes	Name of Contesting Candidate with Position	Party	Votes Polled	% of Votes
156 Mangrol (ST)	173952	140327	80.67	1 Vasava Ganpatsinh Vestabhai	BJP	79255	56.48
				2 Chaudhari Tejasbhai Amarsinhbhai	INC	48149	34.31
				3 Vasava Jagatsinh Laljibhai	IND	8615	6.14
				4 Vasava Uttambhai Somabhai	JD(U)	2224	1.58
				5 Rameshbhai Sonjibhai Kathudia	GPP	2084	1.49
157 Mandvi (ST)	209349	167248	79.89	1 Vasava Parbhubhai Nagarbhai	INC	83298	49.81
				2 Vasava Hemalataben Maheshbhai	BJP	58904	35.22
				3 Chaudhari Kamleshbhai Prabhubhai	JD(U)	12866	7.69
				4 Vasava Praveenbhai Khansingbhai	IND	4213	2.52
				5 Gamit Manilal Khalpabhai	BSP	3903	2.33
				6 Patel Vimaleshbhai Vinodbhai	GPP	2046	1.22
				7 Chaudhari Nitaben Chhaganbhai	IF	2018	1.21
158 Kamrej	304630	219877	72.18	1 Pansheriya Prafulbhai Chhaganbhai	BJP	126032	57.32
				2 Bhagirathbhai Manubhai Pithavdiwala	INC	64661	29.41
				3 Chovatiya Dalsukhbhai Keshvijbhai	GPP	20445	9.30
				4 Parmar Satishbhai Haribhai	BSP	2141	0.97
				5 Boghani Parsotambhai (Pareshbhai) Hakubhai	SP	2038	0.93
				6 Brahmstriya Bhagvatiben Khetsinhbhai	IND	1715	0.78
				7 Gumansinh Makabhai Chaudhari	JD(U)	1652	0.75
				8 Dilipkumar Somabhai Patel	IND	1193	0.54

No. & Name of Assembly Constituency	Total Electors	Valid Votes	% of Valid Votes	Name of Contesting Candidate with Position	Party	Votes Polled	% of Votes
159 Surat East	190809	136079	71.32	1 Gilitwala Ranjitbhai Mangubhai	BJP	72649	53.39
				2 Pizada Kadir Kayamudin	INC	56860	41.78
				3 Rana Dipak Kashiram	GPP	2136	1.57
				4 Sariya Sureshbhai Dahyabhai	IND	862	0.63
				5 Gilitwala Manish Natavarlal	IND	659	0.48
				6 Mulla Faridabibi Abdul Rehman	IF	522	0.38
				7 Shaikh Ikbal Yusuf	IND	506	0.37
				8 Nirban Shabbirbhai Yasinbhai	BSP	425	0.31
				9 Maisuriya Hiteshkumar Dhansukhbhai	IND	314	0.23
				10 Vakhariya Kanchanal Khushallal	IND	245	0.18
				11 Shah Sunilkumar Rasiklal	IND	196	0.14
				12 Shaikh Bhikan Fejubhai	IND	168	0.12
				13 Trivedi Ankur Kiritbhai	IND	158	0.12
				14 Shaikh Abdul Aziz Shaikh Musabhai	SP	148	0.11
				15 Dalal Ketankumar Hiralal	IND	118	0.09
				16 Patangwala Gulamhusain Gulam Rasul	IND	113	0.08

No. & Name of Assembly Constituency	Total Electors	Valid Votes	% of Valid Votes	Name of Contesting Candidate with Position	Party	Votes Polled	% of Votes
160 Surat North	152013	103329	67.97	1 Choksi Ajaykumar Jashvantlal	BJP	59690	57.77
				2 Kachhdiya Dineshbhai Manubhai	INC	37656	36.44
				3 Gaywala Hemantkumar Chandrakantbhai	GPP	2646	2.56
				4 Kazi Najmudin Rafiyudin	SP	748	0.72
				5 Sheikh Mohamad Aiyub Mohamad Ibrahim	IND	680	0.66
				6 Patole Milind Mohanbhai	BSP	391	0.38
				7 Shaikh Mohamad Ayyub Abdul Rehman	IND	275	0.27
				8 Ashrafmiya Razakmiya Sarguru	IND	271	0.26
				9 Shah Yunusbhai Yusufbhai	IND	193	0.19
				10 Kapdiya Aiyub Gulam Rasul	IND	141	0.14
				11 Sheikh Aminabibi Ayyubbhai	IND	133	0.13
				12 Shaikh Ayyub Shaikh Bhikhan	IF	128	0.12
				13 Nagori Sidik Dawoodbhai	IND	124	0.12
				14 Ansari Mohmmad Yusuf Ramjan Mohammad Yusuf	IND	95	0.09
				15 Vamja Arvindbhai (Alies Devilal) Vallabbhai	LSWP	86	0.08
				16 Ghadiyali Mohmmad Najim Mahemudmiya	IND	72	0.07
161 Varachha Road	185467	127385	68.68	1 Kanani Kishorbhai Shivabhai (Kumar)	BJP	68529	53.80
				2 Gajera Dhirubhai Haribhai	INC	48170	37.81
				3 Gangani Hirabhai Devjibhai	GPP	8890	6.98
				4 Savani Vijaybhai Ganeshbhai	IND	938	0.74
				5 Sahu Kishanbhai Vrundavanbhai	BSP	858	0.67
162 Karanj	144162	93169	64.63	1 Kachhadiya Janakbhai Manjibhai	BJP	65696	70.51
				2 Zalavadiya Jaysukhbhai Devchandbhai	INC	16257	17.45
				3 Bambhaniya Dahyabhai Naranbhai	GPP	9655	10.36
				4 Vaghani Bhaveshbhai Kishorbhai	YuS	962	1.03
				5 Kureshi Altafbhai Munafabhai	BSP	599	0.64

No. & Name of Assembly Constituency	Total Electors	Valid Votes	% of Valid Votes	Name of Contesting Candidate with Position	Party	Votes Polled	% of Votes
163 Limbayat	224288	150268	67.00	1 Patil Sangitaben Rajendrabhai	BJP	79744	53.07
				2 Sonvane Suresh Mohan	INC	49423	32.89
				3 Patel Manubhai Mohanbhai	IND	5930	3.95
				4 Rajdeep Jamirkhan Jafarkhan	NCP	2760	1.84
				5 Nimaje Devraj Honiya	GPP	2497	1.66
				6 Koli Laxman Parashram	IND	2488	1.66
				7 Ingle Sunilbhai Madhavrav	BSP	1263	0.84
				8 Multani Ayashaben Shahbuddin	IND	1096	0.73
				9 Saiyed Mehmud Ahmad	IND	961	0.64
				10 Shekh Aminabee Harun	IND	762	0.51
				11 Maurya Rambharat Ramkhilavan	SUCI	558	0.37
				12 Vaishnav Bhailal Becharbhai	IND	471	0.31
				13 Saiyed Mir Sarajuddin Mir Jalaluddin(Saiyed Munnabapu)	IND	390	0.26
				14 Chauhan Anilbhai Lajibhai	IND	354	0.24
				15 Shekh Hasan Dagadu	HND	318	0.21
				16 Jawaharlal Purusotambhai Patil	IND	301	0.20
				17 Soni Mahedrabhai Narayandas	JD(U)	285	0.19
				18 Arun Shesharam Pathak	IND	269	0.18
				19 Shekh Shabirabibi Mahmad Yusuf	IF	214	0.14
				20 Akhade Pitambar Aatmaram	IND	184	0.12

No. & Name of Assembly Constituency	Total Electors	Valid Votes	% of Valid Votes	Name of Contesting Candidate with Position		Party	Votes Polled	% of Votes
164 Udhna	205649	129445	62.94	1	Narottambhai Patel	BJP	74946	57.90
				2	Rajput Dhansukhbhai Bhagwatiprasad	INC	42192	32.59
				3	Kathiriya Jaysukh Parsotam	GPP	5845	4.52
				4	Patil Vilas Subhash	IND	4225	3.26
				5	Shekh Gulam Rasul Shekh Jalil	IND	1242	0.96
				6	Patel Hirabhai Maganbhai	HND	347	0.27
				7	Shirsath Shobhaben Kishanbhai	IF	326	0.25
				8	Arun Sheshram Pathak	IND	322	0.25
165 Majura	219889	140715	63.99	1	Sanghvi Harsh Rameshkumar	BJP	103577	73.61
				2	Jain Dhanpatraj Lalchand	INC	32021	22.76
				3	Teewari Bholabhai Rajdev	SP	1285	0.91
				4	Batlwala Dharmendrakumar Ratilal	GPP	1235	0.88
				5	Pawar Bhaskar Bhikhaji	BSP	1135	0.81
				6	Muhobbatsingh Mahendrasingh Chauhan	YuS	1009	0.72
				7	Desai Rajubhai Devjibhai	IF	453	0.32
166 Katargam	241336	165854	68.72	1	Vanani Nanubhai Bhagavanbhai	BJP	88604	53.42
				2	Pandav Nandlal Kalabhai	INC	45332	27.33
				3	Italia Ghanashyambhai Kanjibhai (Kalubhai Bhimnath)	GPP	28621	17.26
				4	Thorat Anilbhai Sahdevbhai	BSP	1081	0.65
				5	Mukeshbhai Lavjibhai Ambaliya	IND	835	0.50
				6	Solanki Lalitsinh Nanusinh	SUCI	458	0.28
				7	Joshi Prakashbhai Markandray	JD(U)	345	0.21
				8	Pathan Samsher Khan Chandkhan	SP	331	0.20
				9	Prajapati Haribhai Joitaram	NBN	247	0.15

No. & Name of Assembly Constituency	Total Electors	Valid Votes	% of Valid Votes	Name of Contesting Candidate with Position	Party	Votes Polled	% of Votes
167 Surat West	196643	133337	67.81	1 Kishorbhai Ratilal Vankawala	BJP	99099	74.32
				2 Patel Ushaben Babubhai	INC	29368	22.03
				3 Patel Jayeshbhai Chandubhai	GPP	2894	2.17
				4 Godil Nazir Hanif	IND	977	0.73
				5 Makwana Rameshbhai Mohanbhai	BSP	621	0.47
				6 Panwala Jitendra Bachubhai	JD(U)	378	0.28
168 Choryasi	304425	191338	62.85	1 Patel Rajendrabhai Parabhubhai (Rajabhahi)	BJP	119917	62.67
				2 Patel Satishbhai Champakbhai	INC	52279	27.32
				3 Contractor Prakashbhai Vinodbhai	IND	5906	3.09
				4 Nayak Arunbhai Padamnav	BSP	2581	1.35
				5 Patel Rajubhai Bhanabhai	GPP	2511	1.31
				6 Rai Dhananjay Jagannath	SP	2224	1.16
				7 Shekh Rafiyudin Jairudin	IND	1744	0.91
				8 Mansuri Ramzan Bhilubhai	IND	928	0.49
				9 Khan Hina Begam Kamaruddin	IF	889	0.46
				10 Maurya Rammurat Laltaprasad	SUCI	654	0.34
				11 Brahmabhatt Mahendrasinh Amrutlal	IND	649	0.34
				12 Dharmendra Kalika Prasad Mishra	IND	495	0.26
				13 Pasi Hansrajibhai Hanumanbhai	HND	311	0.16
				14 Mishra Jayshankar Parasnath	JD(U)	250	0.13
169 Bardoli (SC)	200474	149274	74.46	1 Parmar Ishwarbhai Alias Anilbhai Ramanbhai	BJP	81049	54.30
				2 Rana Nifinbhai Gopalbhai	INC	58777	39.38
				3 Dube Ravindrabhai Vitthalbhai	IND	3848	2.58
				4 Ornavala Champaben Dhirubhai	GPP	2516	1.69
				5 Maru Jayanti Vashram	BSP	1888	1.26
				6 Harishbhai Bhagubhai Parmar	JD(U)	1196	0.80

No. & Name of Assembly Constituency	Total Electors	Valid Votes	% of Valid Votes	Name of Contesting Candidate with Position			Party	Votes Polled	% of Votes
170 Mahuva (ST)	202882	155482	76.64	1	Dhodiya Mohanbhai Dhanjibhai	BJP	74161	47.70	
				2	Ishvarbhai Narsihbhai Vahiya	INC			
				3	Hemangini Dipakkumar Garasia	IND			
				4	Gamit Mayankbhai Kikubhai	BSP			
				5	Maheshbhai Chhakabhai Chaudhari	IND			
				6	Patel Mohanbhai Dahyabhai	JD(U)			
				7	Rajnikant Parhubhai Rajvadi(Chaudhari)	GPP			
171 Vyara (ST)	190866	149542	78.35	1	Punabhai Dhedabhai Gamit	INC	73138	48.91	
				2	Gamit Pratapbhai Babubhai	BJP			
				3	Gamit Surendrabhai Simabhai	IND			
				4	Arvindbhai Maganbhai Gamit	IND			
				5	Gamit Thakorbhai Manekjibhai	AJKP			
				6	Chaudhari Champakbhai Dhanjibhai	BSP			
				7	Gamit Sumanbhai Laxmanbhai	IND			
				8	Arvindbhai Rumsibhai Chaudhari	IND			
				9	Chaudhari Khansingbhai Kismabhai	GPP			
				10	Chaudhari Priteshbhai Dhansukhbhai	JD(U)			
172 Nizar (ST)	230048	192618	83.73	1	Gamit Kantilalbhai Reshmabhai	BJP	90191	46.82	
				2	Vasava Pareshbhai Govindbhai	INC			
				3	Valvi Sumitkumar Segabhai	IND			
				4	Gamit Arjunbhai Laljibhai	JD(U)			
				5	Gamit Chhanabhai Micharabhai	CPI			
				6	Vasave Sarvarsing Samsingbhai	IND			
				7	Gamit Jaliyabhai Babubhai	AJKP			
				8	Naik Vijaybhai Govindbhai	BSP			
				9	Gamit Vasantbhai Chemabhai	GPP			

No. & Name of Assembly Constituency	Total Electors	Valid Votes	% of Valid Votes	Name of Contesting Candidate with Position		Party	Votes Polled	% of Votes
173 Dangs (ST)	144401	100702	69.74	1	Gavit Mangalbai Gangajibhai	INC	45637	45.32
				2	Patel Vijaybhai Rameshbhai	BJP	43215	42.91
				3	Dineshbhai Gulabbhai Pawar	JD(U)	4730	4.70
				4	Hadal Dineshbhai Dhaklubhai	IND	2479	2.46
				5	Gangude Pankajbhai Yashvantbhai	AJKP	1867	1.85
				6	Sakuben Pitambarbhai Sendane	BSP	1493	1.48
				7	Bhoye Yogeshbhai Soniravbhai	GPP	1281	1.27
174 Jalalpure	197011	143952	73.07	1	R. C. Patel	BJP	76797	53.35
				2	Ranjitbhai (Munnabhai) Dahyabhai Panchal	INC	58930	40.94
				3	Patel Maheshbhai Dahyabhai (Colourwala)	BSP	2988	2.08
				4	Rana Chandrakant Pranjivandas	GPP	2800	1.95
				5	Desai Jagdishchandra Manubhai	IND	2437	1.69
175 Navsari	209665	156345	74.57	1	Desai Piyushbhai Dinkarbhai	BJP	81601	52.19
				2	Patel Arvindbhai Durlabbhai (A. D. Patel)	INC	65620	41.97
				3	Rathod Govindbhai Laxmanbhai (Rickshawala)	IND	2141	1.37
				4	Devada Mahavirsing Balsing	BSP	1946	1.24
				5	Thakorbhai Maganlal Desai (T. M. Desai)	GPP	1650	1.06
				6	Patel Vimal	IND	1127	0.72
				7	Pandey Mukeshkumar Deviprasad (Aam Admi)	IND	1114	0.71
				8	Kanubhai Devjibhai Sukhadia (Dadhidhari Kanna)	IND	720	0.46
				9	Zahidbhai Mohemadilyas Kazi	IND	426	0.27
176 Gandevi (ST)	251458	190977	75.95	1	Patel Mangubhai Chhaganbhai	BJP	104417	54.68
				2	Patel Bhartiben Nardevbhai	INC	78240	40.97
				3	Patel Nareshbhai Bhikhubhai	GPP	4398	2.30
				4	Patel Natubhai Ravjibhai	BSP	3922	2.05

No. & Name of Assembly Constituency	Total Electors	Valid Votes	% of Valid Votes	Name of Contesting Candidate with Position	Party	Votes Polled	% of Votes
177 Vandsa (ST)	250841	203909	81.29	1 Chaudhari Chhanabhai Kolubhai	INC	105829	51.90
				2 Patel Nareshbhai Maganbhai	BJP	80213	39.34
				3 Patel Arvindbhai Kalidas	IND	5867	2.88
				4 Ganvit Raysingbhai Lakhubhai	BSP	5389	2.64
				5 Garasiya Ravindrakumar Thakorbbhai	GPP	4239	2.08
				6 Ganvit Avinash Sumanbhai	IND	2372	1.16
178 Dharampur (ST)	204834	162311	79.24	1 Patel Ishwarbhai Dhedabhai	INC	82319	50.72
				2 Chaudhari Sumitaben Batukbbhai	BJP	67021	41.29
				3 Patel Umeshbhai Maganbhai	JD(U)	7557	4.66
				4 Thakrya Ratilal Vajirbhai	BSP	5414	3.34
179 Valsad	220058	157025	71.36	1 Bharatbhai Kikubhai Patel	BJP	93658	59.65
				2 Patel Dharmesh Alias Bhola Ambelal	INC	57659	36.72
				3 Khan Asgarali Ayubbbhai	IND	1861	1.19
				4 Minesh Alias Mincho Maganbhai Patel	GPP	1528	0.97
				5 Rameshbhai Balubhai Patel	BSP	878	0.56
				6 Patel Sandipaben Bhanabhai	IF	765	0.49
				7 Patel Manojkumar Lallubhai	LJP	383	0.24
				8 Patel Shailesh Gandabhai	JD(U)	293	0.19

No. & Name of Assembly Constituency	Total Electors	Valid Votes	% of Valid Votes	Name of Contesting Candidate with Position		Party	Votes Polled	% of Votes
180 Pardi	197921	140475	70.98	1	Kanubhai Mohanlal Desai	BJP	84563	60.20
				2	Hemant Manubhai Desai	INC	47252	33.64
				3	Advocate Purva Pradip Gajare	IND	3189	2.27
				4	Kantibhai Nichhabhai Patel	IND	1641	1.17
				5	Maheshbhai Chhaganbhai Mahyavanshi	BSP	1490	1.06
				6	Kantibhai Babubhai Patel	JD(U)	693	0.49
				7	Maheshbhai Babubhai Patel	LJP	580	0.41
				8	Navinkumar Shankarbhai Patel	IND	535	0.38
				9	Viradbhai Ramanbhai Patel	GPP	532	0.38
181 Kaprada (ST)	206083	173183	84.04	1	Chaudhari Jitubhai Harajibhai	INC	85780	49.53
				2	Patel Prakashbhai Shankarbhai	BJP	67095	38.74
				3	Patel Harshaben Gaurangbhai	IND	6910	3.99
				4	Dineshbhai Amratbhai Nayak	BSP	4833	2.79
				5	Chandubhai Madarbhai Patel	IND	3389	1.96
				6	Ghatka Megharajbhai Sitarambhai	GPP	2674	1.54
				7	Ganvit Jayendrabhai Laxmanbhai	JD(U)	2502	1.44
182 Umbergaon (ST)	214379	142846	66.63	1	Ramanlal Nanubhai Patkar	BJP	69450	48.62
				2	Govindbhai Vestabhai Patel	INC	41151	28.81
				3	Dipakbhai Shivajibhai Chopadiya	IND	24208	16.95
				4	Jayeshbhai Ishwarbhai Patel	IND	2995	2.10
				5	Ashokbhai Mansukhbhai Kola	GPP	1345	0.94
				6	Dhodi Hasmukhbhai Mohanbhai	BSP	1306	0.91
				7	Bochal Hasmukhbhai Ramanbhai	CPM	880	0.62
				8	Mohanbhai Dashmabhai Dumada	CPI(ML)(L)	811	0.57
				9	Hiteshbhai Uttambhai Patel	JD(U)	700	0.49



General Administration Department

Block No. 7, 2nd Floor, Sachivalaya, Gandhinagar-382 010

Website : www.ceo.gujarat.gov.in

designed, processed & printed at government photo litho press, ahmedabad