



**2014 University of Maine Football  
Maine Overall Defensive Statistics (as of Apr 02, 2015)  
All games**

##	Defensive Leaders	gp	Tackles				tfl/yds	Sacks		Pass defense			Fumbles		blkd	
			ua	a	tot			no-yds	int-yds	brup	qbh	rcv-yds	ff	kick	saf	
6	Mulumba Tshiman	11	42	53	95	8.0-25	1.0-7	1-0	1	2	.	.	1	.	.	
2	Goncalves, Cabr	10	37	37	74	6.5-27	1.0-15	3-15	4	1	1-0	.	.	.	.	
9	Bates, Trevor	11	27	33	60	9.0-40	5.5-31	3-37	7	2	1-33	2	.	.	.	
24	Al-Mateen, Khai	11	28	20	48	2.5-4	.	2-41	2	.	1-0	2	.	.	.	
31	Burke, Davonte	8	28	18	46	3.0-4	.	.	2	.	.	.	.	.	.	
44	Ricard, Patrick	10	19	27	46	9.5-44	4.5-30	.	6	4	.	.	1	.	.	
41	Hume, Zachary	11	22	24	46	9.5-49	5.5-36	.	1	.	1-0	.	.	.	.	
32	Samuels, Randy	9	21	17	38	6.5-35	2.0-19	2-1	1	2	.	2	.	.	.	
92	Greene, Darius	11	14	19	33	4.0-17	1.0-11	.	1	.	1-0	1	.	.	.	
25	Pascal, Patrick	11	21	11	32	.	.	.	1	.	.	.	.	.	.	
52	Wilson, Matthew	10	12	19	31	5.5-14	1.5-2	.	.	.	.	.	.	.	.	
3	Baltimore, Sher	11	18	9	27	.	.	.	6	.	.	.	.	.	.	
22	Dawson, AJ	10	19	8	27	.	.	.	2	.	.	.	.	.	.	
30	Brown, Austin	8	15	8	23	3.0-10	1.0-7	1-7	1	.	1-0	.	.	.	.	
1	Ofori, Axel	9	16	4	20	.	.	1-0	5	.	.	.	.	.	.	
18	Goode, Najee	10	12	7	19	.	.	1-0	1	.	1-0	.	.	.	.	
57	Davis, Benjamin	11	11	5	16	0.5-1	0.5-1	.	.	.	1-0	1	1	.	.	
36	Hart, Darrius	8	3	11	14	.	.	.	.	.	.	.	.	.	.	
97	Clark, Devin	11	2	11	13	.	.	.	.	.	.	.	.	.	.	
91	Louis, Jonathan	8	3	9	12	0.5-0	0.5-0	.	1	.	.	.	.	.	.	
12	Charles, Carlot	11	5	4	9	.	.	.	.	.	.	.	.	.	.	
16	Upson, Daniel	11	5	3	8	.	.	.	.	.	.	.	.	.	.	
43	LeBlanc, Matthe	9	5	2	7	1.0-5	1.0-5	.	.	.	.	.	.	.	.	
11	Dunn, Jordan	10	4	1	5	.	.	.	.	.	.	.	.	.	.	
20	Hall, Tayvon	6	3	1	4	.	.	.	.	.	.	.	.	.	.	
83	Reed, Jaleel	8	2	1	3	.	.	.	.	.	.	.	.	.	.	
5	Kozlakowski, Mi	1	2	1	3	2.0-12	1.0-10	.	.	.	.	.	.	.	.	
89	Williams, Arthu	6	.	2	2	.	.	.	.	.	.	.	.	.	.	
17	Jones, Isaiah	7	1	1	2	.	.	.	.	.	.	.	.	.	.	
80	Salmon, Jeremy	11	.	2	2	.	.	.	.	.	.	.	.	.	.	
99	Point-Dujour, J	4	.	2	2	.	.	.	.	.	.	.	.	.	.	
TM	TEAM	6	2	.	2	1.0-4	.	.	.	.	.	1	.	.	.	
94	Carbone, Peter	7	1	1	2	1.0-1	.	.	.	.	.	.	.	.	.	
76	Brooks, Isaiah	11	1	.	1	.	.	.	.	.	.	.	.	.	.	
37	Decloux, Sean	11	1	.	1	.	.	.	.	.	.	.	.	.	.	
33	Grigorakos, Vas	10	.	1	1	.	.	.	.	.	.	.	.	.	.	
1A	Coleman, Javar	4	.	1	1	.	.	.	.	.	.	.	.	.	.	
51	McCabe, John	5	1	.	1	.	.	.	.	1	.	.	.	.	.	
66	Huntington, Sch	5	.	1	1	.	.	.	.	.	.	.	.	.	.	
95	Tarbox, Dakota	6	1	.	1	.	.	.	.	.	.	.	.	.	.	
15	Callahan, Gavin	3	1	.	1	.	.	.	.	.	.	.	.	.	.	
88	Aultman, Damarr	11	1	.	1	.	.	.	.	.	.	.	.	.	.	
Total		11	406	374	780	73-292	26-174	14-101	42	12	8-33	10	2	.	.	
Opponents		11	338	452	790	81-317	40-215	5-94	37	13	7-74	10	1	.	.	



# 2014 Stats: Overall Team

Team Statistics	MAINE	OPP
SCORING	180	234
Points Per Game	16.4	21.3
Points Off Turnovers	67	55
FIRST DOWNS	147	197
Rushing	61	87
Passing	74	98
Penalty	12	12
RUSHING YARDAGE	1202	1590
Yards gained rushing	1558	1880
Yards lost rushing	356	290
Rushing Attempts	405	430
Average Per Rush	3.0	3.7
Average Per Game	109.3	144.5
TDs Rushing	8	14
PASSING YARDAGE	1648	1894
Comp-Att-Int	154-295-5	161-322-14
Average Per Pass	5.6	5.9
Average Per Catch	10.7	11.8
Average Per Game	149.8	172.2
TDs Passing	12	12
TOTAL OFFENSE	2850	3484
Total Plays	700	752
Average Per Play	4.1	4.6
Average Per Game	259.1	316.7
KICK RETURNS: #-Yards	40-859	36-916
PUNT RETURNS: #-Yards	17-40	26-143
INT RETURNS: #-Yards	14-101	5-94
KICK RETURN AVERAGE	21.5	25.4
PUNT RETURN AVERAGE	2.4	5.5
INT RETURN AVERAGE	7.2	18.8
FUMBLES-LOST	16-7	15-8
PENALTIES-Yards	56-582	45-383
Average Per Game	52.9	34.8
PUNTS-Yards	81-3172	57-2230
Average Per Punt	39.2	39.1
Net punt average	35.7	36.7
KICKOFFS-Yards	42-2412	50-2899
Average Per Kick	57.4	58.0
Net kick average	33.2	36.8
TIME OF POSSESSION/Game	30:28	29:32
3RD-DOWN Conversions	46/166	51/159
3rd-Down Pct	28%	32%
4TH-DOWN Conversions	9/20	13/27
4th-Down Pct	45%	48%
SACKS BY-Yards	26-174	40-215
MISC YARDS	0	0
TOUCHDOWNS SCORED	22	29
FIELD GOALS-ATTEMPTS	10-12	12-16
ON-SIDE KICKS	0-1	2-2
RED-ZONE SCORES	(23-25) 92%	(27-36) 75%
RED-ZONE TOUCHDOWNS	(15-25) 60%	(20-36) 56%
PAT-ATTEMPTS	(16-20) 80%	(22-27) 81%
ATTENDANCE	28286	55178
Games/Avg Per Game	5/5657	6/9196
Neutral Site Games		0/0

Score by Quarters	1st	2nd	3rd	4th	OT	Total
Maine	59	61	15	45	0	180
Opponents	63	49	70	52	0	234



## TEAM STATISTICS

Date	Opponent	Rushing				Receiving				Passing				Kick Returns				Punt Returns				tot of
		no.	yds	td	lg	no.	yds	td	lg	cmp-att-int	yds	td	lg	no.	yds	td	lg	no.	yds	td	lg	
Aug 30	NSU	43	95	0	20	8	92	1	33	8-20-0	92	1	33	1	24	0	24	2	-7	0	0	187
Sep 13	at Bryant	36	126	0	27	10	151	1	45	10-21-0	151	1	45	4	127	0	61	4	6	0	4	277
Sep 20	at Boston College	22	16	0	19	10	123	1	67	10-18-0	123	1	67	6	109	0	35	1	11	0	11	139
Sep 27	at TOWSON	30	46	2	11	22	272	2	37	22-34-1	272	2	37	4	77	0	32	2	12	0	7	318
Oct 04	VILLANOVA	29	59	0	22	21	217	3	39	21-38-0	217	3	39	5	94	0	34	0	0	0	0	276
Oct 11	at Stony Brook	14	18	0	15	12	117	1	73	12-30-1	117	1	73	5	131	0	38	2	3	0	2	135
Oct 18	ALBANY	39	169	0	29	13	123	1	23	13-30-0	123	1	23	2	40	0	27	4	0	0	0	292
Oct 25	at Rhode Island	55	211	2	22	15	151	0	46	15-25-0	151	0	46	3	63	0	25	1	2	0	2	362
Nov 08	RICHMOND	44	179	2	26	14	119	0	18	14-27-0	119	0	18	3	80	0	37	1	13	1	0	298
Nov 15	at Elon	52	196	1	31	18	191	2	33	18-27-2	191	2	33	4	86	0	35	0	0	0	0	387
Nov 22	NEW HAMPSHIRE	41	87	1	16	11	92	0	23	11-25-1	92	0	23	3	28	0	18	0	0	0	0	179
Opponents		405	1202	8	31	154	1648	12	73	154-295-5	1648	12	73	40	859	0	61	17	40	1	11	2850
Opponents		430	1590	14	71	161	1894	12	48	161-322-14	1894	12	48	36	916	1	100	26	143	0	25	3484

Games played: 11  
 Avg per rush: 3.0  
 Avg per catch: 10.7  
 Pass efficiency: 109.16  
 Kick ret avg: 21.5  
 Punt ret avg: 2.4  
 All purpose avg/game: 350.0  
 Total offense avg/gm: 259.1

Date	Opponent	Tackles				Sacks	Fumble	Pass Defense			blkd	PAT Attempts			off			
		ua	a	total	tfl-yds	no-yds	ff	fr-yds	int-yds	qbh	brup	kick	kick	rush	rcv	saf	t/o	pts
Aug 30	NSU	29	46	75	12.0-51	3.0-29	1	0-0	1-0	0	2	0	1-1	0	0	0	3	10
Sep 13	at Bryant	46	20	66	9.0-35	2.0-16	1	0-0	0-0	3	5	0	1-1	0	0	0	0	10
Sep 20	at Boston College	63	24	87	7.0-22	1.0-7	0	0-0	1-1	0	1	1	1-1	0	0	0	14	10
Sep 27	at TOWSON	35	64	99	7.0-32	3.0-19	2	2-33	1-15	4	4	0	3-4	0	0	0	0	27
Oct 04	VILLANOVA	50	22	72	10.0-35	4.0-17	1	1-0	1-0	0	2	0	2-3	0	0	0	7	20
Oct 11	at Stony Brook	48	28	76	6.0-28	2.0-20	0	0-0	0-0	0	1	0	1-1	0	0	0	0	7
Oct 18	ALBANY	23	48	71	10.0-32	5.0-24	0	0-0	0-0	0	7	0	1-1	0	0	0	0	7
Oct 25	at Rhode Island	22	24	46	2.0-5	0.0-0	0	0-0	1-14	1	7	0	0-0	0	1	0	12	20
Nov 08	RICHMOND	28	38	66	2.0-4	1.0-1	1	1-0	4-65	0	3	1	3-4	0	0	0	19	33
Nov 15	at Elon	28	16	44	4.0-23	2.0-17	1	1-0	2-1	4	7	0	3-3	0	0	0	0	24
Nov 22	NEW HAMPSHIRE	34	44	78	4.0-25	3.0-24	3	3-0	3-7	0	3	0	0-1	0	0	0	12	12
Opponents		406	374	780	73.0-292	26.0-174	10	8-33	14-101	12	42	2	16-20	0	1	0	67	180
Opponents		338	452	790	81.0-317	40.0-215	10	7-74	5-94	13	37	1	22-27	0	1	0	55	234

Date	Opponent	Punting										Field Goals			Kickoffs				
		no.	yds	avg	long	blkd	tb	fc	50+	i20	md-att	long	blkd	no.	yds	avg	tb	ot	
Aug 30	NSU	8	285	35.6	55	0	0	2	1	0	1-1	27	0	3	194	64.7	2	0	
Sep 13	at Bryant	7	282	40.3	49	0	0	1	0	2	1-1	24	0	3	197	65.7	0	0	
Sep 20	at Boston College	8	315	39.4	67	0	1	1	2	0	1-1	24	0	3	178	59.3	0	0	
Sep 27	at TOWSON	5	151	30.2	36	0	0	0	0	2	0-0	0	0	5	304	60.8	0	0	
Oct 04	VILLANOVA	9	333	37.0	47	0	1	2	0	2	0-0	0	0	4	180	45.0	0	0	
Oct 11	at Stony Brook	10	436	43.6	63	0	0	5	2	3	0-0	0	0	2	108	54.0	0	1	
Oct 18	ALBANY	8	320	40.0	54	0	1	5	1	4	0-0	0	0	2	130	65.0	1	0	
Oct 25	at Rhode Island	5	231	46.2	54	0	3	1	3	2	2-3	38	0	5	285	57.0	0	0	
Nov 08	RICHMOND	7	295	42.1	60	0	0	0	2	5	2-2	36	0	6	335	55.8	1	0	
Nov 15	at Elon	7	253	36.1	55	1	1	1	1	3	1-1	42	0	5	291	58.2	0	0	
Nov 22	NEW HAMPSHIRE	7	271	38.7	56	0	0	2	1	0	2-3	31	0	4	210	52.5	0	0	
Opponents		81	3172	39.2	67	1	7	20	13	23	10-12	42	0	42	2412	57.4	4	1	
Opponents		57	2230	39.1	62	1	5	17	7	16	12-16	52	0	50	2899	58.0	8	1	



# 2014 Stats: Opponent Game-by-Game

## OPPONENT STATISTICS

Date	Opponent	Rushing				Receiving				Passing				Kick Returns				Punt Returns				toi of
		no.	yds	td	lg	no.	yds	td	lg	cmp-att-int	yds	td	lg	no.	yds	td	lg	no.	yds	td	lg	
Aug 30	NSU	42	67	0	10	6	33	0	16	6-16-1	33	0	16	1	9	0	9	5	53	0	25	100
Sep 13	at Bryant	31	29	0	9	26	301	1	41	26-43-0	301	1	41	3	106	0	50	4	27	0	19	330
Sep 20	at Boston College	64	413	4	71	12	136	1	48	12-21-1	136	1	48	3	72	0	29	2	6	0	7	540
Sep 27	at TOWSON	50	254	2	39	15	126	1	14	15-28-1	126	1	14	5	102	0	27	1	4	0	4	380
Oct 04	VILLANOVA	48	196	2	28	16	285	4	43	16-26-1	285	4	43	3	68	0	25	3	9	0	8	481
Oct 11	at Stony Brook	51	226	1	24	14	140	1	19	14-20-0	140	1	19	1	21	0	21	2	13	0	9	366
Oct 18	ALBANY	39	92	0	13	12	120	1	41	12-30-0	120	1	41	1	25	0	25	0	0	0	0	212
Oct 25	at Rhode Island	21	113	1	40	10	151	0	35	10-25-1	151	0	35	5	163	1	100	1	0	0	0	264
Nov 08	RICHMOND	22	58	2	12	23	280	1	28	23-47-4	280	1	28	5	81	0	24	2	8	0	11	338
Nov 15	at Elon	20	24	0	8	13	153	1	27	13-35-2	153	1	27	5	148	0	44	3	32	0	9	177
Nov 22	NEW HAMPSHIRE	42	118	2	22	14	169	1	41	14-31-3	169	1	41	4	121	0	85	3	-9	0	0	287
Maine		430	1590	14	71	161	1894	12	48	161-322-14	1894	12	48	36	916	1	100	26	143	0	25	3484
Maine		405	1202	8	31	154	1648	12	73	154-295-5	1648	12	73	40	859	0	61	17	40	1	11	2850

Games played: 11  
 Avg per rush: 3.7  
 Avg per catch: 11.8  
 Pass efficiency: 103.01  
 Kick ret avg: 25.4  
 Punt ret avg: 5.5  
 All purpose avg/game: 421.5  
 Total offense avg/gm: 316.7

Date	Opponent	Tackles				Sacks no-yds	Fumble		Pass Defense			blkd kick	PAT Attempts			off		pts
		ua	a	total	tfl-yds		ff	fr-yds	int-yds	qhb	brup		kick	rush	rcv	saf	t/o	
Aug 30	NSU	14	72	86	10.0-28	3.0-13	2	2-0	0-0	0	5	0	0-0	0	0	0	3	6
Sep 13	at Bryant	39	24	63	11.0-30	4.0-11	3	0-0	0-0	4	4	0	1-1	0	0	0	0	13
Sep 20	at Boston College	26	20	46	5.0-29	2.0-19	0	0-0	0-0	0	3	0	4-5	0	0	0	0	40
Sep 27	at TOWSON	34	42	76	9.0-38	5.0-31	0	0-0	1-16	4	4	0	3-3	0	0	0	14	24
Oct 04	VILLANOVA	33	26	59	8.0-43	6.0-39	2	1-0	0-0	0	6	0	5-6	0	0	0	0	41
Oct 11	at Stony Brook	29	6	35	8.0-36	3.0-22	0	0-0	1-0	0	1	0	1-2	0	0	0	0	19
Oct 18	ALBANY	31	44	75	6.0-29	5.0-26	1	2-60	0-0	0	3	0	2-2	0	0	0	10	20
Oct 25	at Rhode Island	26	80	106	7.0-28	4.0-22	0	0-0	0-0	0	6	0	2-2	0	0	0	0	14
Nov 08	RICHMOND	30	50	80	0.0-0	0.0-0	0	0-0	0-0	0	1	0	2-3	0	0	0	0	20
Nov 15	at Elon	45	46	91	9.0-35	3.0-15	0	0-0	2-64	5	2	1	2-2	0	0	0	28	17
Nov 22	NEW HAMPSHIRE	31	42	73	8.0-21	5.0-17	2	2-14	1-14	0	2	0	0-1	0	1	0	0	20
Maine		338	452	790	81.0-317	40.0-215	10	7-74	5-94	13	37	1	22-27	0	1	0	55	234
Maine		406	374	780	73.0-292	26.0-174	10	8-33	14-101	12	42	2	16-20	0	1	0	67	180

Date	Opponent	Punting						Field Goals				Kickoffs						
		no.	yds	avg	long	blkd	tb	fc	50+	i20	md-att	long	blkd	no.	yds	avg	tb	ot
Aug 30	NSU	8	317	39.6	52	0	0	3	1	4	2-3	46	0	3	195	65.0	2	0
Sep 13	at Bryant	5	203	40.6	50	0	0	0	1	1	2-3	30	0	4	231	57.8	0	0
Sep 20	at Boston College	2	79	39.5	43	0	0	1	0	0	2-2	40	0	7	374	53.4	1	0
Sep 27	at TOWSON	3	124	41.3	51	0	0	1	1	0	1-2	25	0	4	232	58.0	0	0
Oct 04	VILLANOVA	3	88	29.3	50	0	0	0	1	1	0-0	0	0	7	433	61.9	2	0
Oct 11	at Stony Brook	7	301	43.0	49	0	1	2	0	3	2-2	35	0	5	306	61.2	0	0
Oct 18	ALBANY	8	312	39.0	48	0	2	2	0	0	2-2	52	0	5	303	60.6	3	0
Oct 25	at Rhode Island	5	213	42.6	62	0	0	2	1	1	0-0	0	0	3	173	57.7	0	0
Nov 08	RICHMOND	5	155	31.0	45	1	0	3	0	3	0-0	0	0	4	223	55.8	0	0
Nov 15	at Elon	8	291	36.4	45	0	1	3	0	1	1-1	23	0	4	234	58.5	0	0
Nov 22	NEW HAMPSHIRE	3	147	49.0	51	0	1	0	2	2	0-1	0	0	4	195	48.8	0	1
Maine		57	2230	39.1	62	1	5	17	7	16	12-16	52	0	50	2899	58.0	8	1
Maine		81	3172	39.2	67	1	7	20	13	23	10-12	42	0	42	2412	57.4	4	1



## Game #1

	<b>Norfolk St.</b> _____	<b>6</b>	
	<b>#25/20 Maine</b> _____	<b>10</b>	
<i>August 30 // Alford Stadium (6,951)</i>			

	1	2	3	4	OT	F
<b>Norfolk St. (0-1)</b>	6	0	0	0		6
<b>Maine (1-0)</b>	0	7	3	0		10

### FIRST QUARTER

N - Cameron Marouf 46 yd field goal; 12 plays, 33 yards, TOP 7:04  
 N - Cameron Marouf 38 yd field goal; 4 plays, 2 yards, TOP 0:47

### SECOND QUARTER

M - Damarr Aultman 33 yd pass from Dan Collins (Sean Decloux kick); 7 plays, 81 yards, TOP 2:50

### THIRD QUARTER

M - Sean Decloux 27 yd field goal; 7 plays, 11 yards, TOP 3:30

### TEAM STATISTICS

Category	Norfolk St.	Maine
<b>First Downs</b>	10	12
<b>Rushing Yards (Net)</b>	67	95
<b>Passing Yards (Net)</b>	33	92
<b>Comp.-Att.-Int.</b>	6-16-1	8-20-0
<b>Total Plays-Total Yards</b>	58-100	63-187
<b>Fumbles-Lost</b>	2-0	3-2
<b>Penalties-Yards</b>	5-46	5-70
<b>Punts-Yards (Avg.)</b>	8-317 (39.6)	8-285 (35.6)
<b>Punt Returns-Yards</b>	5-53	2-(-7)
<b>Kickoff Returns-Yards</b>	1-9	1-24
<b>Interception Returns-Yards</b>	0-0	1-0
<b>Third-Down Conversions (%)</b>	2-15 (13%)	3-16 (18.8%)
<b>Fourth-Down Conversions (%)</b>	0-2 (0%)	0-1 (0%)
<b>Time of Possession</b>	28:56	31:04
<b>Sacks By-(Yards Lost)</b>	3-13	3-29

### INDIVIDUAL STATISTICS

**RUSHING: NORFOLK ST.** - B. Riddick 11-34; O. Timmons 7-22; A. Daniels 7-16; M. Stokes 12-8; T. Polk 2-(-2); T. Ervin 3-(-11). **MAINE** - N. Jones 25-67; D. Collins 14-25; N. Beckford 3-5; Team 1-(-2).

**PASSING: NORFOLK ST.** - M. Stokes 4-9-1-28-0; T. Ervin 2-4-0-5-0; O. Timmons 0-3-0-0-0. **MAINE** - D. Collins 8-20-0-92-1.

**RECEIVING: NORFOLK ST.** - I. White 3-20; W. Penn 3-(-3); T. Fiano 1-16. **MAINE** - J. Dunn 4-24; N. Jones 2-26; D. Aultman 1-33; J. Hardy 1-9.

**INTERCEPTIONS: NORFOLK ST.** - None. **MAINE** - T. Bates 1-0.

**FUMBLES: NORFOLK ST.** - H. Freeman 2-0. **MAINE** - D. Collins 2-1; S. Baltimore 1-1.

## Game #2

	<b>#23/20 Maine</b> _____	<b>10</b>	
	<b>Bryant</b> _____	<b>13</b>	
<i>September 13 // Bulldog Stadium (3,291)</i>			

	1	2	3	4	OT	F
<b>Maine (1-1)</b>	3	7	0	0		10
<b>Bryant (3-0)</b>	3	3	0	7		13

### FIRST QUARTER

M - Sean Decloux 24 yd field goal; 11 plays, 73 yards, TOP 5:37  
 B - Tom Alberti 27 yd field goal; 7 plays, 25 yards, TOP 3:05

### SECOND QUARTER

M - Carlton Charles 5 yd pass from Dan Collins (Sean Decloux kick); 7 plays, 69 yards, TOP 1:35  
 B - Tom Alberti 30 yd field goal; 17 plays, 57 yards, TOP 7:45

### FOURTH QUARTER

B - Chad Ward 14 yd pass from Dalton Easton (Tom Alberti kick); 4 plays, 74 yards, TOP 1:03

### TEAM STATISTICS

Category	Maine	Bryant
<b>First Downs</b>	13	17
<b>Rushing Yards (Net)</b>	126	29
<b>Passing Yards (Net)</b>	151	301
<b>Comp.-Att.-Int.</b>	10-21-0	26-43-0
<b>Total Plays-Total Yards</b>	57-277	74-330
<b>Fumbles-Lost</b>	3-0	1-0
<b>Penalties-Yards</b>	7-112	6-52
<b>Punts-Yards (Avg.)</b>	7-282 (40.3)	5-203 (40.6)
<b>Punt Returns-Yards</b>	4-6	4-27
<b>Kickoff Returns-Yards</b>	4-127	3-106
<b>Interception Returns-Yards</b>	0-0	0-0
<b>Third-Down Conversions (%)</b>	3-13 (23.1%)	7-18 (38.9%)
<b>Fourth-Down Conversions (%)</b>	0-2 (0.0%)	2-3 (66.7%)
<b>Time of Possession</b>	27:40	32:20
<b>Sacks By-(Yards Lost)</b>	2-16	4-11

### INDIVIDUAL STATISTICS

**RUSHING: MAINE** - N. Jones (14-70); N. Beckford (6-45); D. Collins (15-27); J. Hardy (1-(-16)). **BRYANT** - R. Mccray (14-37); P. Canevari (10-20); J. Depadua (1-(-3)); D. Easton (4-(-21)).

**PASSING: MAINE** - D. Collins 10-21-0-151-1. **BRYANT** - D. Easton 26-43-0-301-1.

**RECEIVING: MAINE** - D. Aultman (4-63); J. Salmon (2-55); N. Jones (1-17); J. Osumah (1-7); C. Charles (1-5); J. Dunn (1-4). **BRYANT** - C. Ward (8-123); R. Mccray (7-77); J. Depadua (4-26); T. Barthelette (2-28); T. McIntyre (2-22); J. Lavin (1-18); P. Canevari (1-4); K. Thompson (1-3).

**INTERCEPTIONS: MAINE** - None. **BRYANT** - None.

**FUMBLES: MAINE** - J. Flores 1-0; N. Jones 1-0; J. Hardy 1-0. **BRYANT** - D. Easton 1-0.



# 2014 Boxscores

## Game #3



Maine	10
Boston College	40



Sept. 20, 2014 // Alumni Stadium (28,676)

	1	2	3	4	OT	F
Maine (1-2)	7	3	0	0		10
BC (3-1)	10	9	14	7		40

### FIRST QUARTER

**M** - Micah Wright 11 yd pass from Dan Collins (Sean Decloux kick); 3 plays, 20 yards, TOP 1:06  
**B** - A. Howell 40 yd field goal; 10 plays, 40 yards, TOP 5:06  
**B** - T. Murphy 71 yd run (J. Launceford kick); 1 play, 71 yards, TOP 0:12

### SECOND QUARTER

**M** - Sean Decloux 24 yd field goal; 5 plays, 72 yards, TOP 1:59  
**B** - J. Bordner 48 yd pass from T. Murphy (J. Launceford kick blocked); 7 plays, 74 yards, TOP 3:17  
**B** - A. Howell 34 yd field goal; 13 plays, 43 yards, TOP 2:49

### THIRD QUARTER

**B** - J. Hilliman 2 yd run (A. Howell kick); 15 plays, 74 yards, TOP 8:00  
**B** - J. Hilliman 4 yd run (A. Howell kick); 6 plays, 55 yards, TOP 2:28

### FOURTH QUARTER

**B** - T. Murphy 1 yd run (A. Howell kick); 10 plays, 80 yards, TOP 4:35

### TEAM STATISTICS

Category	Maine	Boston College
First Downs	6	28
Rushing Yards (Net)	16	413
Passing Yards (Net)	123	136
Comp.-Att.-Int.	10-18-0	12-21-1
Total Plays-Total Yards	40-139	85-549
Fumbles-Lost	0-0	2-0
Penalties-Yards	4-25	3-26
Punts-Yards (Avg.)	8-315 (39.4)	2-79 (39.5)
Punt Returns-Yards	1-11	2-6
Kickoff Returns-Yards	6-109	3-72
Interception Returns-Yards	1-1	0-0
Third-Down Conversions (%)	2-11 (18.2%)	6-15 (40.0%)
Fourth-Down Conversions (%)	0-0 (0.0%)	3-4 (75.0%)
Time of Possession	21:10	38:50
Sacks By-(Yards Lost)	1-7	2-19

### INDIVIDUAL STATISTICS

**RUSHING: MAINE** - D. Belcher (7-10); N. Beckford (5-7); I. Jones (4-5); J. Fedrick (2-4); D. Collins (4-(-10)). **BOSTON COLLEGE** - M. Outlow (14-107); T. Murphy (13-99); J. Hilliman (21-98); S. Alston (5-57); M. Willis (8-48); T. Rouse (2-6); S. Phillips (1-(-2)).

**PASSING: MAINE** - D. Collins 8-13-0-113-1; D. Belcher 2-5-0-10-0. **BOSTON COLLEGE** - T. Murphy 11-18-1-130-1; D. Wade 1-3-0-6-0.

**RECEIVING: MAINE** - M. Wright 2-18; I. Jones 2-16; J. Dunn 2-7; J. Salmon 1-67; V. Grigorakos 1-7; D. Aultman 1-5; J. Osumah 1-3. **BOSTON COLLEGE** - J. Bordner 3-64; D. Dudeck 3-16; T. Rouse 2-10; M. Outlow 1-28; S. Phillips 1-7; N. Dixon 1-6; B. Wolford 1-5.

**INTERCEPTIONS: MAINE** - R. Samuels (1-1). **BOSTON COLLEGE** - None.

**FUMBLES: MAINE** - None. **BOSTON COLLEGE** - J. Hilliman 1-0; T. Murphy 1-0.

## Game #4



Maine	27
Towson	24



Sept. 27, 2014 // Johnny Unitas Stadium (6,031)

	1	2	3	4	OT	F
Maine (2-2, 1-0)	6	14	0	7		27
Towson (2-3, 0-1)	10	0	7	7		24

### FIRST QUARTER

**M** - Jordan Dunn 1 yd pass from Dan Collins (Sean Decloux kick failed); 9 plays, 75 yards, TOP 4:38  
**T** - S. Hurwitz 25 yd field goal; 15 plays, 77 yards, TOP 6:25  
**T** - D. Victor 15 yd run (S. Hurwitz kick); 5 plays, 37 yards, TOP 2:03

### SECOND QUARTER

**M** - Nigel Beckford 3 yd run (Sean Decloux kick); 11 plays, 54 yards, TOP 5:50  
**M** - Nigel Beckford 5 yd run (Sean Decloux kick); 7 plays, 75 yards, TOP 2:17

### THIRD QUARTER

**T** - Z. Vogelei 1 yd pass from C. Frazier (S. Hurwitz kick); 9 plays, 90 yards, TOP 3:46

### FOURTH QUARTER

**T** - D. Victor 1 yd run (S. Hurwitz kick); 10 plays, 60 yards, TOP 4:16  
**M** - Jordan Dunn 37 yd pass from Dan Collins (Sean Decloux kick); 12 plays, 72 yards, TOP 1:47

### TEAM STATISTICS

Category	Maine	Towson
First Downs	16	24
Rushing Yards (Net)	46	254
Passing Yards (Net)	272	126
Comp.-Att.-Int.	22-34-1	15-28-1
Total Plays-Total Yards	64-318	78-380
Fumbles-Lost	0-0	2-2
Penalties-Yards	4-35	5-35
Punts-Yards (Avg.)	5-151 (30.2)	3-124 (41.3)
Punt Returns-Yards	2-12	1-4
Kickoff Returns-Yards	4-77	5-102
Interception Returns-Yards	1-15	1-16
Third-Down Conversions (%)	2-12 (16.7%)	6-14 (42.9%)
Fourth-Down Conversions (%)	5-5 (100.0%)	1-2 (50.0%)
Time of Possession	27:23	32:37
Sacks By-(Yards Lost)	3-19	5-31

### INDIVIDUAL STATISTICS

**RUSHING: MAINE** - N. Jones (12-38); N. Beckford (8-26); D. Collins (6-2); D. Belcher (4-(-20)). **TOWSON** - D. Victor (28-131); M. Dickerson (7-68); C. Frazier (15-55).

**PASSING: MAINE** - D. Collins 19-29-1-225-2; D. Belcher 3-5-0-47-0. **TOWSON** - C. Frazier 15-28-1-126-1.

**RECEIVING: MAINE** - J. Dunn 6-80; D. Aultman 5-64; A. Williams 4-16; J. Osumah 2-56; N. Jones 2-20; M. Wright 1-20; J. Salmon 1-10; N. Beckford 1-6. **TOWSON** - D. Stephenson 4-42; A. Scott 2-19; W. Ponder 2-17; A. Dessenberg 2-17; S. Wilkins 2-16; D. Joseph 2-14; Z. Vogelei 1-1.

**INTERCEPTIONS: MAINE** - C. Goncalves (1-15). **TOWSON** - E. Handy (1-16).

**FUMBLES: MAINE** - None. **TOWSON** - C. Frazier 2-2.





## Game #5

	<b>#6/5 Villanova</b>	<b>41</b>	
	<b>Maine</b>	<b>20</b>	
Oct. 4, 2014 /// Alford Stadium (5,173)			

	1	2	3	4	OT	F
<b>Villanova (4-1, 2-0)</b>	7	14	13	7		41
<b>Maine (2-3, 1-1)</b>	7	6	0	7		20

### FIRST QUARTER

M - Arthur Williams 25 yd pass from Dan Collins (Sean Decloux kick); 12 plays, 85 yards, TOP 5:30  
 V - K. Monangai 1 yd run (C. Gough kick); 7 plays, 64 yards, TOP 2:39

### SECOND QUARTER

V - P. Livers 23 yd pass from J. Robertson (C. Gough kick); 5 plays, 67 yards, TOP 2:05  
 M - Jordan Dunn 2 yd pass from Dan Collins (Sean Decloux rush fumbled); 6 plays, 80 yards, TOP 1:46  
 V - L. Collins 25 yd pass from J. Robertson (C. Gough kick); 7 plays, 69 yards, TOP 2:36

### THIRD QUARTER

V - E. Pettway 10 yd pass from J. Roberts (C. Gough kick); 11 plays, 71 yards, TOP 4:50  
 V - K. Gulyas 43 yd pass from J. Robertson (C. Gough kick); 1 play, 43 yards, TOP 0:07

### FOURTH QUARTER

M - Arthur Williams 30 yd pass from Dan Collins (Sean Decloux kick); 4 plays, 30 yards, TOP 1:44  
 V - G. Underwood 18 yard run (C. Gough kick); 5 plays, 48 yards, TOP 2:22

### TEAM STATISTICS

Category	Villanova	Maine
<b>First Downs</b>	26	14
<b>Rushing Yards (Net)</b>	196	59
<b>Passing Yards (Net)</b>	285	217
<b>Comp.-Att.-Int.</b>	16-26-1	21-38-0
<b>Total Plays-Total Yards</b>	74-481	67-276
<b>Fumbles-Lost</b>	0-0	0-0
<b>Penalties-Yards</b>	4-25	4-47
<b>Punts-Yards (Avg.)</b>	3-88 (29.3)	9-333 (37.0)
<b>Punt Returns-Yards</b>	3-9	0-0
<b>Kickoff Returns-Yards</b>	3-68	5-94
<b>Interception Returns-Yards</b>	0-0	1-0
<b>Third-Down Conversions (%)</b>	7-13 (53.8%)	2-15 (13.3%)
<b>Fourth-Down Conversions (%)</b>	1-3 (33.3%)	2-4 (50.0%)
<b>Time of Possession</b>	31:55	28:05
<b>Sacks By-(Yards Lost)</b>	6-32	4-17

### INDIVIDUAL STATISTICS

**RUSHING: MAINE** - N. Beckford (5-22); I. Jones (6-18); D. Collins (14-15); D. Belcher (3-4); D. Aultman (1-0). **VILLANOVA** - G. Underwood (8-70); J. Robertson (17-58); K. Monangai (20-55); A. Wells (2-15); Team (1-(-2)).

**PASSING: MAINE** - D. Collins 20-35-0-210-3; D. Belcher 1-3-0-7-0. **VILLANOVA** - J. Robertson 16-25-1-285-4; C. Gough 0-1-0-0-0.

**RECEIVING: MAINE** - D. Aultman (9-88); J. Dunn (7-47); A. Williams (4-87); I. Jones (1-(-5)). **VILLANOVA** - P. Livers (3-87); E. Pettway (3-41); K. Gulyas (2-63); A. Wells (2-34); K. Monangai (2-(-2)); L. Collins (1-25); A. DeCamillo (1-14); G. Underwood (1-12); C. Horne (1-11).

**INTERCEPTIONS: MAINE** - N. Goode (1-0). **VILLANOVA** - None.

**FUMBLES: MAINE** - D. Collins (2-1); N. Beckford (1-0). **VILLANOVA** - K. Monangai (1-1).

## Game #6

	<b>Maine</b>	<b>7</b>	
	<b>Stony Brook</b>	<b>19</b>	
Oct. 11, 2014 /// LaValle Stadium (5,842)			

	1	2	3	4	OT	F
<b>Maine (2-4, 1-2)</b>	7	0	0	0		7
<b>SBU (3-4, 2-1)</b>	0	3	13	3		19

### FIRST QUARTER

M - Jeremy Salmon 73 yd pass from Dan Collins (Sean Decloux kick); 2 plays, 76 yards, TOP 0:50

### SECOND QUARTER

S - P. Popek 22 yd field goal; 8 plays, 35 yards, TOP 4:26

### THIRD QUARTER

S - S. Bedell 24 yd run (P. Popel kick); 4 plays, 65 yards, TOP 1:25  
 S - W. Tye 10 yd pass from C. Dednarski (P. Popek kick failed); 10 plays, 77 yards, TOP 5:06

### FOURTH QUARTER

S - P. Popek 35 yard field goal; 7 plays, 29 yards, TOP 4:10

### TEAM STATISTICS

Category	Maine	Stony Brook
<b>First Downs</b>	6	21
<b>Rushing Yards (Net)</b>	18	226
<b>Passing Yards (Net)</b>	117	140
<b>Comp.-Att.-Int.</b>	12-30-1	14-20-0
<b>Total Plays-Total Yards</b>	44-135	71-366
<b>Fumbles-Lost</b>	0-0	0-0
<b>Penalties-Yards</b>	3-30	6-45
<b>Punts-Yards (Avg.)</b>	10-436 (43.6)	7-301 (43.0)
<b>Punt Returns-Yards</b>	2-3	2-13
<b>Kickoff Returns-Yards</b>	5-131	1-21
<b>Interception Returns-Yards</b>	0-0	1-0
<b>Third-Down Conversions (%)</b>	1-12 (8.3%)	3-13 (23.1%)
<b>Fourth-Down Conversions (%)</b>	0-1 (0%)	0-1 (0%)
<b>Time of Possession</b>	19:01	40:59
<b>Sacks By-(Yards Lost)</b>	2-20	3-22

### INDIVIDUAL STATISTICS

**RUSHING: MAINE** - D. Belcher (4-14); I. Jones (3-12); N. Beckford (4-9); D. Collins (3-(-17)). **STONY BROOK** - S. Bedell (23-127); J. Kenner (17-89); M. Coker (7-25); Team (1-(-2)); C. Bednarski (3-(-13)).

**PASSING: MAINE** - D. Collins 12-25-1-117-1; D. Belcher (0-5-0-0-0). **STONY BROOK** - C. Bednarski 14-20-0-140-1.

**RECEIVING: MAINE** - J. Dunn (5-19); I. Jones (3-14); J. Osumah (2-8); J. Salmon (1-73); A. Williams (1-3). **STONY BROOK** - J. Level (6-83); A. Coxson (4-34); W. Tye (3-13); D. Washington (1-10).

**INTERCEPTIONS: MAINE** - None. **STONY BROOK** - D. Anderson (1-0).

**FUMBLES: MAINE** - None. **STONY BROOK** - None.



## Game #7

	<b>UAlbany</b> _____	<b>20</b>	
	<b>Maine</b> _____	<b>7</b>	
<i>Oct. 18, 2014 /// Alford Stadium (7,464)</i>			

	1	2	3	4	OT	F
UAlbany (5-2, 2-2)	7	3	3	7		20
Maine (2-5, 1-3)	7	0	0	0		7

### FIRST QUARTER

M - A. Williams 14 yd pass from D. Belcher (S. Decloux kick); 5 plays, 58 yards, TOP 2:32

A - C. Dorsey 60 yd fumble recovery (P. Toole kick)

### SECOND QUARTER

A - P. Toole 52-yard field goal; 4 plays, -10 yards, TOP 0:39

### THIRD QUARTER

A - P. Toole 46-yard field goal; 10 plays, 34 yards, TOP 4:23

### FOURTH QUARTER

A - B. Parker 4 yd pass from W. Fiacchi (P. Toole); 8 plays, 61 yards, TOP 3:53

### TEAM STATISTICS

Category	UAlbany	Maine
First Downs	13	14
Rushing Yards (Net)	92	169
Passing Yards (Net)	120	123
Comp.-Att.-Int.	12-30-0	13-30-0
Total Plays-Total Yards	69-212	69-292
Fumbles-Lost	0-0	3-2
Penalties-Yards	4-25	6-75
Punts-Yards (Avg.)	8-312 (39.0)	8-320 (40.0)
Punt Returns-Yards	0-0	4-0
Kickoff Returns-Yards	1-25	2-40
Interception Returns-Yards	0-0	0-0
Third-Down Conversions (%)	5-18 (27.8%)	4-15 (26.7%)
Fourth-Down Conversions (%)	1-1 (100.0%)	0-3 (0.0%)
Time of Possession	29:14	30:46
Sacks By-(Yards Lost)	5-26	5-24

### INDIVIDUAL STATISTICS

**RUSHING: UALBANY** - O. Osbourne (30-108); J. Meek (1-0); J. Gontarek (1-0); Team (1--2); W. Fiacchi (6--14). **MAINE** - N. Beckford (10-75); I. Jones (9-48); D. Belcher (13-22); J. Fedrick (6-21); S. Malone (1-3).

**PASSING: UALBANY** - W. Fiacchi 12-30-0-120-1. **MAINE** - D. Belcher 13-30-0-123-1.

**RECEIVING: UALBANY** - J. Gontarek (5-36); B. Parker (3-15); N. Ketter (1-41); C. King (1-15); J. Meek (1-7); O. Osbourne (1-6). **MAINE** - D. Aultman (7-62); I. Jones (3-31); A. Williams (2-23); J. Osumah (1-7).

**INTERCEPTIONS: UALBANY** - None. **MAINE** - None.

**FUMBLES: UALBANY** - None. **MAINE** - D. Aultman (1-1); J. Flores (1-0); D. Belcher (1-1).

## Game #8

	<b>Maine</b> _____	<b>20</b>	
	<b>Rhode Island</b> _____	<b>14</b>	
<i>Oct. 25, 2014 /// Meade Stadium (6,316)</i>			

	1	2	3	4	OT	F
Maine (3-5, 2-3)	3	3	6	8		20
URI (0-8, 0-4)	7	0	7	0		14

### FIRST QUARTER

R - Caparell 3 yd run (D. Smith kick); 8 plays, 80 yards, TOP 3:43

M - S. Decloux 38 yd field goal; 13 plays, 46 yards, TOP 6:22

### SECOND QUARTER

M - S. Decloux 26 yd field goal; 16 plays, 79 yards, TOP 8:25

### THIRD QUARTER

R - M. Holmes 100 yd kickoff return (D. Smith kick)

M - N. Beckford 6 yd run (D. Belcher rush failed); 3 plays, 12 yards, TOP 1:05

### FOURTH QUARTER

M - J. Fedrick 10 yd run (J. Salmon pass from D. Belcher); 11 plays, 70 yards, TOP 5:18

### TEAM STATISTICS

Category	Maine	Rhode Island
First Downs	21	10
Rushing Yards (Net)	211	113
Passing Yards (Net)	246	118
Comp.-Att.-Int.	15-25-0	10-25-1
Total Plays-Total Yards	80-362	46-264
Fumbles-Lost	1-0	0-0
Penalties-Yards	3-20	5-49
Punts-Yards (Avg.)	5-231 (46.2)	5-213 (42.6)
Punt Returns-Yards	1-2	1-0
Kickoff Returns-Yards	3-63	5-163
Interception Returns-Yards	1-14	0-0
Third-Down Conversions (%)	11-20 (55.0%)	2-9 (22.2%)
Fourth-Down Conversions (%)	0-0 (0.0%)	0-2 (0.0%)
Time of Possession	42:41	17:19
Sacks By-(Yards Lost)	0-0	4-22

### INDIVIDUAL STATISTICS

**RUSHING: RHODE ISLAND** - H. Cooper (10-74); Caparell (4-19); Sebastian (5-14); Wynn (1-7); P White (1--1). **MAINE** - N. Beckford (25-107); D. Belcher (21-84); J. Fedrick (6-23); TEAM (3--3).

**PASSING: RHODE ISLAND** - Caparell 10-24-1-151-0; Peavey 0-1-0-0-0. **MAINE** - D. Belcher 15-25-0-151-0.

**RECEIVING: RHODE ISLAND** - Jackson (3-55); H. Cooper (2-33); Kim (2-27); McKeeman (1-16); Favreau (1-12); E. Holmes (1-8). **MAINE** - D. Aultman (7-87); A. Williams (5-45); J. Salmon (2-17); C. Charles (1-2).

**INTERCEPTIONS: RHODE ISLAND** - None. **MAINE** - Trevor Bates (1-14).

**FUMBLES: RHODE ISLAND** - None. **MAINE** - D. Belcher (1-0).





**Game #9**

	<b>#8 Richmond</b> <span style="float: right;"><b>20</b></span>	
	<b>Maine</b> <span style="float: right;"><b>33</b></span>	
Nov. 8, 2014 // Alford Stadium (4,675)		

	1	2	3	4	OT	F
<b>Rich. (7-3, 4-2)</b>	6	0	7	7		20
<b>Maine (4-5, 3-3)</b>	9	14	0	10		33

**FIRST QUARTER**

R - M. Rocco 1 yd run (P. Yoder kick failed); 11 plays, 75 yards, TOP 5:30  
 M - T. Bates 23 yd interception return (S. Decloux kick failed)  
 M - S. Decloux 26 yd field goal; 4 plays, 9 yards, TOP 2:06

**SECOND QUARTER**

M - B. Davis 0 yd blocked punt return (S. Decloux kick)  
 M - N. Beckford 7 yd run (S. Decloux kick); 10 plays, 70 yds, TOP 2:00

**THIRD QUARTER**

R - R. Diggs 14 yd pass from M. Rocco (P. Yoder kick); 11 plays, 89 yards, TOP 4:02

**FOURTH QUARTER**

M - D. Belcher 1 yd run (S. Decloux kick); 5 plays, 31 yards, TOP 2:48  
 R - S. Fisher 3 yd run (P. Yoder kick); 9 plays, 58 yards, TOP 1:32  
 M - S. Decloux 36 yd field goal; 5 plays, 6 yards, TOP 2:02

**TEAM STATISTICS**

Category	Richmond	Maine
<b>First Downs</b>	20	15
<b>Rushing Yards (Net)</b>	58	179
<b>Passing Yards (Net)</b>	280	119
<b>Comp.-Att.-Int.</b>	23-47-4	14-27-0
<b>Total Plays-Total Yards</b>	69-338	71-298
<b>Fumbles-Lost</b>	1-1	0-0
<b>Penalties-Yards</b>	2-30	7-44
<b>Punts-Yards (Avg.)</b>	5-155 (31.0)	7-295 (42.1)
<b>Punt Returns-Yards</b>	2-8	1-13-1
<b>Kickoff Returns-Yards</b>	5-81	3-80
<b>Interception Returns-Yards</b>	0-0	4-65-1
<b>Third-Down Conversions (%)</b>	5-12 (41.7%)	5-16 (31.3%)
<b>Fourth-Down Conversions (%)</b>	1-2 (50.0%)	0-1 (0.0%)
<b>Time of Possession</b>	24:24	35:36
<b>Sacks By-(Yards Lost)</b>	0-0	1-1

**INDIVIDUAL STATISTICS**

**RUSHING: RICHMOND** - J. Green (7-28); P. Abell (3-13); S. Fisher (5-11); M. Rocco (5-11); Team (1-(-2)); B. Brown (1-(-3)). **MAINE** - D. Belcher (21-92); N. Beckford (14-47); S. Malone (3-28); J. Fedrick (3-15).

**PASSING: RICHMOND** - M. Rocco 23-47-4-280-1. **MAINE** - D. Belcher 14-27-0-119-0.

**RECEIVING: RICHMOND** - R. Diggs (8-87); R. Ponder (5-52); B. Brown (4-78); J. Green (2-21); T.J. Moon (2-19); S. Fisher (1-16); H. Westfall (1-7). **MAINE** - D. Aultman (7-49); J. Osumah (3-38); J. Salmon (2-17); C. Charles (1-8); J. Dunn (1-7).

**INTERCEPTIONS: RICHMOND** - None. **MAINE** - T. Bates (1-23-1); K. Al-Mateen (1-42); C. Mulumba Tshimanga (1-0); R. Samuels (1-0).

**FUMBLES: RICHMOND** - J. Green 1-1. **MAINE** - None.

**Game #10**

	<b>Maine</b> <span style="float: right;"><b>24</b></span>	
	<b>Elon</b> <span style="float: right;"><b>17</b></span>	
Nov. 15, 2014 // Rhodes Stadium (5,022)		

	1	2	3	4	OT	F
<b>Maine (5-5, 4-3)</b>	7	7	3	7		24
<b>Elon (1-10, 0-7)</b>	7	3	0	7		17

**FIRST QUARTER**

E - A. McClendon 30 yd interception run (J. Gallagher kick)  
 M - N. Beckford 2 yd run (S. Decloux kick); 14 plays, 73 yards, TOP 7:36

**SECOND QUARTER**

M - D. Aultman 4 yd pass from D. Belcher (S. Decloux kick); 7 plays, 69 yards, TOP 4:01  
 E - J. Gallagher 23 yd field goal; 5 plays, 12 yards, TOP 1:41

**THIRD QUARTER**

M - S. Decloux 42 yd field goal; 6 plays, 44 yards, TOP 3:23

**FOURTH QUARTER**

M - N. Beckford 29 yd pass from D. Belcher (S. Decloux kick); 12 plays, 70 yards, TOP 4:59  
 E - K. Brown 17 yd pass from M. Quinn (J. Gallagher kick); 1 play, 17 yards, TOP 0:08

**TEAM STATISTICS**

Category	Maine	Elon
<b>First Downs</b>	19	9
<b>Rushing Yards (Net)</b>	196	24
<b>Passing Yards (Net)</b>	191	148
<b>Comp.-Att.-Int.</b>	18-27-2	13-35-2
<b>Total Plays-Total Yards</b>	79-387	55-172
<b>Fumbles-Lost</b>	0-0	1-1
<b>Penalties-Yards</b>	5-30	1-16
<b>Punts-Yards (Avg.)</b>	7-253 (36.1)	8-291 (36.4)
<b>Punt Returns-Yards</b>	0-0-0	3-32-0
<b>Kickoff Returns-Yards</b>	4-86-0	5-148-0
<b>Interception Returns-Yards</b>	2-1-0	2-64-1
<b>Third-Down Conversions (%)</b>	8-18 (44.4%)	0-14 (0.0%)
<b>Fourth-Down Conversions (%)</b>	0-0 (0.0%)	2-4 (50.0%)
<b>Time of Possession</b>	40:42	19:15
<b>Sacks By-(Yards Lost)</b>	2-17	3-15

**INDIVIDUAL STATISTICS**

**RUSHING: MAINE** - N. Beckford (24-104); D. Belcher (22-92); J. Fedrick (4-2). **ELON** - Coppedge (13-20); T. Phan (3-9); K. Brown (1-8); M. Quinn (3-13).

**PASSING: MAINE** - D. Belcher 18-27-2-191-2. **ELON** - M. Quinn 13-35-2-148-1.

**RECEIVING: MAINE** - D. Aultman (7-47); J. Dunn (3-65); N. Beckford (2-34); J. Salmon (2-20); J. Reed (2-18); J. Osumah (2-7). **ELON** - K. Brown (5-88); J. Osborne (3-40); T. Lennon (3-26); T. Coppedge (1-(-2)); J. Tate (1-(-4)).

**INTERCEPTIONS: MAINE** - K. Al-Mateen (1-1); A. Ofori (1-0). **ELON** - J. Moore (1-34); A. McClendon (1-30)

**FUMBLES: MAINE** - A. Brown 1-0. **ELON** - None.



## Game #11



#1 New Hampshire	20
Maine	12



Nov. 22, 2014 // Alford Stadium (4,023)

	1	2	3	4	OT	F
UNH (10-1, 8-0)	0	14	6	0		20
Maine (5-6, 4-4)	3	0	3	6		12

### FIRST QUARTER

M - S. Decloux 31 yd field goal; 12 plays, 45 yards, TOP 6:48

### SECOND QUARTER

N - N. Steriti 5 yd run (A. Vailas pass failed); 9 plays, 54 yards, TOP 4:02

N - J. Giansante 41 yd pass from S. Goldrich (R.J. Harris from S. Goldrich); 1 play, 41 yards, TOP 0:08

### THIRD QUARTER

M - S. Decloux 28 yd field goal; 7 plays, 15 yards, TOP 2:10

N - S. Goldrich 1 yd run (C. Breda kick failed); 15 plays, 88 yards, TOP 5:15

### FOURTH QUARTER

M - D. Belcher 1 yard run (S. Decloux kick failed); 9 plays, 44 yards, TOP 3:20

### TEAM STATISTICS

Category	UNH	Maine
First Downs	19	11
Rushing Yards (Net)	118	87
Passing Yards (Net)	169	92
Comp.-Att.-Int.	14-31-3	11-25-1
Total Plays-Total Yards	73-287	66-179
Fumbles-Lost	5-3	3-2
Penalties-Yards	3-29	8-94
Punts-Yards (Avg.)	3-147 (49.0)	7-271 (38.7)
Punt Returns-Yards	3-(-9)	0-0
Kickoff Returns-Yards	4-121	3-28
Interception Returns-Yards	1-14	3-7
Third-Down Conversions (%)	8-18 (44.4%)	5-18 (27.8%)
Fourth-Down Conversions (%)	2-3 (66.7%)	2-2 (100.0%)
Time of Possession	29:08	30:52
Sacks By-(Yards Lost)	5-17	3-24

### INDIVIDUAL STATISTICS

**RUSHING:** UNH - J. Owens (12-46); S. Goldrich (12-26); A. Vailas (3-24); N. Steriti (11-15); R.J. Harris (2-11); Team (2-(-4)). MAINE - J. Fedrick (6-42); N. Beckford (14-24); D. Belcher (20-14); D. Aultman (1-7).

**PASSING:** UNH - S. Goldrich 14-31-3-169-1. MAINE - D. Belcher 11-25-1-92-0.

**RECEIVING:** UNH - R.J. Harris (5-62); H. Spears (3-37); N. Steriti (3-16); J. Giansante (1-41); K. Taylor (1-8); D. Crossan (1-5). MAINE - J. Dunn (4-29); N. Beckford (3-26); J. Salmon (2-29); J. Reed (1-6); J. Osumah (1-2).

**INTERCEPTIONS:** UNH - N. Cefalo (1-14). MAINE - C. Goncalves (2-0); A. Brown (1-7).

**FUMBLES:** UNH - C. DeAndrade (2-0); A. Vailas (1-1); D. Crossan (1-1); S. Goldrich (1-1). MAINE - D. Belcher (2-1); D. Aultman (1-1).



CAA Football has raised the profile of what was once the Yankee Conference and later the Atlantic 10 Conference since the league came under the CAA banner in 2007. Over the past seven years, the league has established itself as one of the nation's premier FCS power conferences with regard to on-the-field success, television exposure, marketability and the achievements of its student-athletes on the field, in the classroom, in the community and at the next level.

CAA Football sent three teams to the FCS Championship in 2013, with Towson becoming the eighth league school to reach the national title game since 2003. This past fall was also the second in CAA Football's five-year agreement with the NBC Sports Group, in which six nationally televised tilts aired on the NBC Sports Network as part of the league's 42 total televised contests. The CAA and CAA Football was the first collegiate athletic conference to sign a broadcast agreement with the NBC Sports Network, which launched on January 2, 2012.

CAA Football once again proved its prowess in matchups with nonconference foes, maintaining what has become a long tradition of success against non-league FCS opponents. The 2013 season saw the conference's 11 member programs combine for a 27-11 (.711) mark in FCS nonconference play.

The league's strong presence in the national polls remained another constant in 2013. The conference completed the season with three teams ranked in both The Sports Network and FCS Coaches polls, along with four others receiving votes in one or both polls. In total, nine of the league's 11 schools were nationally ranked at one point during the season.

CAA Football saw numerous individual student-athletes earn national recognition in 2013, with 20 players receiving All-America selections. Additionally, recording-setting Towson running back Terrance West was one of three finalists for the prestigious Walter Payton Award.

The league continues to set itself apart at the next level, with two players hearing their names called at the 2014 NFL Draft. West was selected in the third round by the Cleveland Browns, while Maine defensive back Kendall James was chosen by the Minnesota Vikings in round six. The conference has now had multiple players picked in each NFL Draft since 2006.

CAA Football's emphasis on its players' off-the-field achievements was evident in 2013 as well. Maine quarterback Marcus Wasilewski was the recipient of the Chuck Boone Leadership Award, which honors the player who best embodies the highest standards of leadership, integrity, teamwork and sportsmanship in his academic and athletic pursuits. Wasilewski was also selected as CAA Football's Student-Athlete of the Year.

CAA Football will welcome Elon University as the league's newest member in 2014, expanding the conference to 12 teams. The Phoenix join the league after 11 years in the Southern Conference, which included an eight-win season in 2008 and a nine-win campaign in 2009.

The league has enjoyed a tremendous record in the postseason, earning 86 total playoff berths and at least three in every year since 2006. CAA Football's 84 all-time wins in the NCAA playoffs are second-most of any FCS conference, and the league has further established its presence at the national level by placing 10 teams in the national semifinal round over the last seven seasons.

Richmond's 2008 National Championship and Villanova's 2009 title mark the most recent national crowns for the league. In 2004, James Madison claimed the National Championship title with a 31-21 triumph over Montana, becoming the first team since the field expanded to 16 teams in 1986 to reach the championship game after winning three road playoff contests. Delaware rolled past Colgate, 40-0, to capture the National Championship in 2003, becoming the first team to ever post a shutout in the title game. No other conference has had two different teams win national titles in back-to-back years, and CAA Football has done it twice (2003-04 and 2008-09). Massachusetts earned a National Championship in 1998, defeating perennial power Georgia Southern, 55-43.

CAA Football boasts a total of 26 individual national award winners. Villanova quarterback John Robertson, Old Dominion quarterback Taylor Heinicke (2012), New Hampshire quarterback Ricky Santos (2006), William and Mary quarterback Lang Campbell (2004), Villanova running back Brian Westbrook (2001), Nova wide receiver Brian Finneran (1997) and UNH running back Jerry Azumah (1998) and Towson running back Dave Meggett (1998) have all won the Walter Payton Award under the league banner. James Madison linebacker Derrick Lloyd (2001) and defensive lineman Arthur Moats (2009) each received the Buck Buchanan Award prior to UNH linebacker Matt Evans' honor in 2011. Villanova quarterback John Robertson (2012) and Towson's West (2011) are past recipients of the Jerry Rice Freshman of the Year Award. New Hampshire's Sean McDonnell (2005), James Madison's Mickey Matthews

(1999 & 2008), Villanova's Andy Talley (1997) and Boston University's Dan Allen (1993) were Eddie Robinson National Coach of the Year Award winners from the league before Towson head coach Rob Ambrose received the award in 2011. Delaware's K.C. Keeler (2010), Richmond's Mike London (2008), Matthews (2004), Massachusetts' Mark Whipple (1998) and Talley (1997 & 2009) have all garnered the American Football Coaches Association National Coach of the Year honor as well.

The league continues to enjoy great success beyond the collegiate playing field, too. CAA Football has had 106 players drafted by NFL franchises dating back to 1948. A total of 28 players have been selected in the draft over the last 10 years, including 2013 Super Bowl MVP Joe Flacco of Delaware (18th overall to the Baltimore Ravens in 2008). More than 30 players currently join Flacco on active NFL rosters.

With the addition of Elon this year, CAA Football's geographic footprint has only been further deepened up and down the East Coast, with schools located from Maine to North Carolina. This season's members include UAlbany, Elon, Delaware, James Madison, Maine, New Hampshire, Rhode Island, Richmond, Stony Brook, Towson, Villanova and William and Mary. While CAA Football officially began March 1, 2007, its roots date back more than 60 years.

On December 3, 1946, the Code of the Yankee Conference went into effect. Established as an all-sports conference for the New England land grant colleges, the six charter members included Connecticut, Maine, Massachusetts, New Hampshire, Rhode Island and Vermont. Upon the formation of Division I-AA football in 1978, the league disbanded all sports except for football. Delaware and Richmond were admitted to the conference in 1986, Villanova was added in 1988 and James Madison, Northeastern and William and Mary joined the league in 1993. The Atlantic 10 assumed operational control of the conference from 1997-2006, with Hofstra becoming part of the league in 2001 and Towson joining the group in 2004. UAlbany and Stony Brook were welcomed to the league in 2013.

## CAA Football Media Services

For information on CAA Football, please contact:

**Eric Wieberg**, Director of Football Communications Email: ewieberg@caasports.com

**Rob Washburn**, Asst. Commissioner/Comm. Email: rwashburn@caasports.com

**CAA Football Phone:** 804-754-1616

**CAA Football Fax:** 804-754-1830

### WEEKLY COACHES' MEDIA TELECONFERENCE

The CAA Football coaches will hold a weekly teleconference for the media beginning in August and continuing each Monday through the end of the 2015 season. Each coach will be available for 10 minutes. Media representatives wishing to participate in the teleconference should contact the CAA Football office for the phone number and schedule.

### CAA FOOTBALL ON THE WEB...CAASPORTS.COM

The official web site of CAA Football features current information on all facets of the league, including the 12 football playing members. Standings along with team-by-team and composite results are updated after each game. National polls, weekly award winners and team notebooks are updated early each week. The site also contains schedules, television listings, past conference records and much more. Be sure to check out the CAA Media Center for video highlights of action from around the league.

### WEEKLY RELEASE, AWARDS, STATISTICS

Media can access Adobe Acrobat PDF files of the complete weekly release, including conference and team-by-team statistics, by logging on to [www.CAASports.com](http://www.CAASports.com). Weekly releases will also be sent via email to a number of accredited media outlets around the league. Media representatives should contact the CAA Football office to be added to the email list. CAA Football names offensive, defensive, rookie and special teams Players of the Week each Monday morning during the season. Winners, announced at the beginning of the weekly teleconference, are chosen from nominations provided by CAA Football sports information directors. The information will also be available from the CAA Football office via release as well as on the league's website.

### CAA FOOTBALL STAFF

Commissioner-Tom Yeager; Supervisor of Officials-Jim Maconaghy; Sr. Assoc. Comm./Compliance-Kathleen Batterson; Sr. Assoc. Comm./Marketing-Robert Goodman; Assoc. Comm./Broadcast Services-Pete Hock; Communications Dir.-Rob Washburn; Communications Assistant-Tim McDonnell; Director of Video Services-Bobby Broyles; Director of Operations & Communications; Eric Wieberg.



### CAA Standings

	-----CONFERENCE-----				-----OVERALL-----			
	W-L	Pct.	PF	PA	W-L	Pct.	PF	PA
New Hampshire#*	8-0	1.000			12-2	0.857		
Villanova#	7-1	0.875			11-3	0.786		
James Madison#	6-2	0.750			9-4	0.692		
Richmond#	5-3	0.625			9-5	0.643		
William & Mary	4-4	0.500			7-5	0.583		
Delaware	4-4	0.500			6-6	0.500		
Maine	4-4	0.500			5-6	0.455		
Stony Brook	4-4	0.500			5-7	0.417		
UAlbany	3-5	0.375			7-5	0.417		
Towson	2-6	0.250			4-8	0.333		
Rhode Island	1-7	0.125			1-11	0.083		

#-NCAA Playoff Participant // \*- Conference Regular Season Champion //

>> CAA MAJOR AWARDS

<b>Offensive</b>	John Robertson (Villanova)
<b>Defensive</b>	Mike Reilly (William & Mary)
<b>Special Teams</b>	John Carpenter (William & Mary)
<b>Offensive Rookie</b>	Josh Gontarek (UAlbany)
<b>Defensive Rookie</b>	Blaine Woodson (Delaware)
<b>Coach</b>	Sean McDonnell (New Hampshire)
<b>Chuck Boone Leadership</b>	Jake Meek (UAlbany)

### NCAA RANKINGS Team (122 ranked)

Category	Maine's Rank
Total Offense	259.1 (114)
Rushing Offense	109.3 (106)
Passing Offense	149.8 (104)
Scoring Offense	16.4 (107)
Total Defense	316.7 (15)
Rushing Defense	144.5 (34)
Passing Yards Allowed	172.2 (13)
Scoring Defense	21.3 (23)
Turnover Margin	0.91 (T-7)
3rd Down Conversion Pct.	0.277 (114)
3rd Down Conversion Pct. Defense	0.321 (16)
Red Zone Offense	0.920 (5)
Red Zone Defense	0.750 (T-28)
Net Punting	35.67 (37)
Kickoff Returns	21.48 (34)
First Downs Offense	147 (T-119)
First Downs Defense	190 (T-14)
Time of Possession	30:27 (56)

### Individual

Category	Maine's Rank
All Purpose	Damarr Aultman 104.55 (78)
Completion Percentage	Drew Belcher 50.7 (88)
Completions Per Game	Drew Belcher 8.56 (91)
Field Goal Percentage	Sean Decloux 83.3 (14)
Field Goals Per Game	Sean Decloux 0.91 (64)
Interceptions	Cabrinni Goncalves 0.3 (64)
	Trevor Bates 0.3 (79)
	Randy Samuels 0.2 (143)
Kickoff Returns	Damarr Aultman 23.0 (41)
Passes Defended	Trevor Bates 1.0 (45)
Passing Yards	Drew Belcher 740 (109)
Passing Yards Per Game	Drew Belcher 82.2 (98)
Punting	Jeffrey Ondish 40.0 (37)
Receiving Yards	Damarr Aultman 498 (174)
Receiving Yards Per Game	Damarr Aultman 45.3 (157)
Receptions Per Game	Damarr Aultman 4.4 (91)
	Jordan Dunn 3.3 (170)
Rushing Yards	Nigel Beckford 471 (176)
Rushing Yards Per Game	Nigel Beckford 42.8 (167)
Total Offense	Drew Belcher 116.9 (105)
Total Tackles	Christophe Mulumba Tshimanga 8.6 (58)
	Cabrinni Goncalves 7.4 (134)

### CAA RANKINGS

#### Team

Category	Maine's Rank
Scoring Offense	9th (16.4)
Rushing Offense	11th (109.3)
Scoring Defense	3rd (21.3)
Rushing Defense	4th (144.5)
Pass Offense	10th (149.8)
Total Offense	12th (259.1)
Pass Defense	2nd (172.2)
Total Defense	2nd (316.7)
Kickoff Returns	3rd (21.5)
Punt Return Avg.	12th (2.4)
Punting	5th (35.7)
Pass Efficiency	9th (109.2)
Turnover Margin	4th (0.91)
Pass Def. Efficiency	1st (103.0)
First Downs	12th (147)
3rd-Dn Conversions	10th (27.7)
Opponent 1st Downs	2nd (197)
Opp. 3rd-Dn Conversions	2nd (32.1)
Sacks By	T-8th (174)
Sacks Against	12th (221)
Penalties	8th (52.9)
Field Goals	1st (.833)
Opponent Penalties	12th (34.8)
PAT Kicking	12th (.800)
4th-Dn Conversions	9th (45.0)
Time of Possession	7th (30:27)
Opp. 4th Dn. Conversions	4th (48.1)
Kickoff Coverage	12th (33.2)
Red Zone Offense	1st (92.0)
Red Zone Defense	T-2nd (75.0)

#### Individual

Category	Maine's Rank
Interceptions	Trevor Bates (10) 0.27
Passing Avg. Per Game	Drew Belcher (10) 82.2
Total Offense	Drew Belcher (8) 116.9
Kick Return Avg.	Damarr Aultman (2) 23.0
Punting	Jeffrey Ondish (3) 40.0
All Purpose	Damarr Aultman (10) 104.5
Field Goals	Sean Decloux (5) 0.91
Scoring (Kick)	Sean Decloux (6) 4.2
Tackles	Christophe Mulumba Tshimanga (8) 8.6
	Cabrinni Goncalves (18) 7.4
	Trevor Bates (46) 5.5
Passes Defended	Trevor Bates (6) 0.91



## Team Records

### Rushing

#### >> MOST RUSHES

Game \_\_\_ 84 vs. Bowdoin (1954)  
Season \_\_\_\_\_ 596 (1982)

#### >> MOST YARDS

Game \_\_\_ 483 vs. Vermont (1959)  
Season \_\_\_\_\_ 2,637 (1982)

#### >> MOST TOUCHDOWNS

Game \_ 7 vs. Connecticut (1951)  
\_\_\_\_\_ 7 vs. Vermont (1957)  
Season \_\_\_\_\_ 34 (1989)

#### >> MOST AVERAGE YARDS PER GAME

Season \_\_\_\_\_ 239.7 (1982)

### Passing

#### >> MOST ATTEMPTS

Game \_ 62 vs. Connecticut (1997)  
Season \_\_\_\_\_ 456 (1997)

#### >> MOST COMPLETIONS

Game 40 vs. Rhode Island (2009)  
Season \_\_\_\_\_ 280 (2013)

#### >> MOST YARDS

Game 522 vs. Connecticut (1997)  
Season \_\_\_\_\_ 3,273 (2013)

#### >> MOST TOUCHDOWNS

Game \_\_\_\_\_ 6 vs. Villanova (1998)  
Season \_\_\_\_\_ 27 (1997)  
\_\_\_\_\_ 27 (1998)

#### >> BEST PASSING PERCENTAGE

Season \_\_\_\_\_ 67.3% (2013)

#### >> MOST PASSES HAD INTERCEPTED

Game \_\_\_\_\_ 6 vs. New Hampshire (1980)  
Season \_\_\_\_\_ 22 (1981)

#### >> MOST AVERAGE YARDS PER GAME

Season \_\_\_\_\_ 290.6 (1997)

### Total Offense

#### >> TOTAL PLAYS

Game \_\_\_ 105 at New Hampshire (2005)  
Season \_\_\_\_\_ 936 (2002)

#### >> TOTAL YARDS

Game 685 at Morgan State (2003)  
Season \_\_\_\_\_ 5,542 (2013)

#### >> HIGHEST AVERAGE YARDS PER GAME

Season \_\_\_\_\_ 441.9 (1989)

### Punting

#### >> MOST PUNTS

Game \_\_\_ 13 at Nebraska (2005)  
\_\_\_\_\_ 12 vs. Delaware (1980)  
Season \_\_\_\_\_ 87 (1978)

#### >> MOST YARDS

Game \_\_\_ 518 at Nebraska (2005)  
Season \_\_\_\_\_ 3,172 (2014)

### Punt Returns

#### >> MOST RETURNS

Game \_\_\_\_\_ 11 vs. Vermont (1968)  
Season \_\_\_\_\_ 39 (1968)

#### >> MOST YARDS

Game \_\_\_ 144 vs. Youngstown State



The 2013 Black Bears captured their first-ever CAA Championship and hosted the school's first NCAA playoff game after going 10-3 and 7-1 in the league.

(1966)

Season \_\_\_\_\_ 495 (1965)

#### >> MOST TOUCHDOWNS

Game 1 (12x), Last: vs. Richmond (2014)

Season \_\_\_\_\_ 2 (1996)

### Kickoff Returns

#### >> MOST RETURNS

Game \_\_\_ 10 at New Hampshire (2005)

\_\_\_\_\_ 9 vs. Massachusetts (1998)

Season \_\_\_\_\_ 52 (1990 & 2004)

#### >> MOST YARDS

Game 232 vs. Massachusetts (1998)  
Season \_\_\_\_\_ 1,057 (2013)

#### >> MOST TOUCHDOWNS

Game \_\_\_ 1, Last: vs. UNH (2013)  
Season \_\_\_\_\_ 2 (1995)  
\_\_\_\_\_ 2 (2004)

### Interceptions

#### >> MOST RETURNS

Game \_\_\_\_\_ 7 vs. Towson (1991)  
Season \_\_\_\_\_ 25 (1990)

#### >> MOST YARDS

Game \_\_\_ 160 vs. Bowdoin (1962)  
Season \_\_\_\_\_ 332 (1965)

#### >> MOST TOUCHDOWNS

Game \_\_\_\_\_ 3 vs. Liberty (1992)  
Season \_\_\_\_\_ 6 (1992)

### Scoring

#### >> MOST POINTS

Game \_ 97 vs. Fort Williams (1927)  
\_\_\_\_\_ 77 at Morgan State (2003)

\_\_\_\_\_ 62 vs. Bates (1952)  
\_\_\_\_\_ 62 vs. Springfield (1983)

\_\_\_\_\_ 62 vs. Boston University (1997)  
\_\_\_\_\_ 62 vs. Shaw (2006)

\_\_\_\_\_ 62 vs. Delaware (2013)  
Season \_\_\_\_\_ 398 (1989)

#### >> MOST TOUCHDOWNS

Game 14 vs. Fort Williams (1927)  
\_\_\_\_\_ 11 at Morgan State (2003)

Season \_\_\_\_\_ 56 (1989)

#### >> MOST EXTRA POINTS

#### KICKED

Game \_ 11 at Morgan State (2003)

\_\_\_\_\_ 10 vs. Fort Williams (1919)

Season \_\_\_\_\_ 45 (1982)

#### >> MOST EXTRA POINT ATTEMPTS

Game \_ 11 at Morgan State (2003)  
\_\_\_\_\_ 10 vs. Fort Williams (1919)

Season \_\_\_\_\_ 48 (1989)

#### >> MOST EXTRA POINTS

#### RUN/PASSED

Game \_\_\_ 3 vs. Bowdoin (1958)  
Season \_\_\_\_\_ 6 (1992)

#### >> MOST FIELD GOALS

Game \_\_\_ 4 vs. Boston University (1987)

\_\_\_\_\_ 4 vs. New Hampshire (1990)

Season \_\_\_\_\_ 16 (2013)

#### >> MOST FIELD GOALS ATTEMPTED

Game 6 vs. Northeastern (1985)  
Season \_\_\_\_\_ 21 (2013)

### First Downs

#### >> MOST FIRST DOWNS

Game \_\_\_ 32 vs. Boston University (1997)

Season \_\_\_\_\_ 269 (2013)

#### >> MOST BY RUSHING

Game \_\_\_\_\_ 23 vs. Iona (2008)  
\_\_\_\_\_ 22 vs. Bowdoin (1957)

\_\_\_\_\_ 22 vs. Vermont (1957)

Season \_\_\_\_\_ 131 (1982)

#### >> MOST BY PASSING

Game \_ 21 vs. Connecticut (1997)  
Season \_\_\_\_\_ 144 (2013)

#### >> MOST BY PENALTY

Game 5 vs. Rhode Island (1963)  
\_\_\_\_\_ 5 vs. Vermont (1971)

Season \_\_\_\_\_ 23 (2002)

### Sacks

Game \_\_\_ 12 vs. Villanova (1998)

Season \_\_\_\_\_ 51 (1996 & 2002)

### Miscellaneous

Most Wins \_\_\_\_\_ 11 (2002)

Most Home Wins \_\_\_\_\_ 6 (1989)

Best Winning Pct. .944 (8-0-1,

1961)

Most Consecutive Wins \_\_\_\_\_ 11 (1964-65)

\_\_\_\_\_ 11 (1988-89)

Most Consecutive Losses \_\_\_\_\_ 10 (1967-68)

Longest Unbeaten Streak \_\_\_\_\_ 11 (1964-65 & 1988-89)

Greatest Win Margin \_\_\_\_\_ 97-0 \_\_\_\_\_ vs. Fort Williams (1927)

Greatest Loss Margin \_\_\_\_\_ 62-0 \_\_\_\_\_ vs. Delaware (1972)

Largest Home Crowd \_\_\_\_\_ 11,600

\_\_\_\_\_ vs. Bowdoin (1951)

Largest Away Crowd \_\_\_\_\_ 77,469 \_\_\_\_\_ at Nebraska (2005)

Most Consecutive Shutouts \_\_\_\_\_ 5 (1901)

Most Consecutive Times Shut Out 5 (1916)

Most Shutouts In A Season \_\_\_\_\_ 6 (1901)

Highest Scoring Tie \_\_\_\_\_ 18-18 \_\_\_\_\_ vs. Connecticut (1953)


Most Points Per Game 36.2 (1989)

Fewest Points In A Season \_\_\_\_\_ 10 (1916)

#### >> IMPORTANT NOTE

All Maine statistics do not include the 1987, 1989, and 2001 NCAA playoff games, in keeping with NCAA statistical policies. The NCAA began allowing post-season stats to be included in its records beginning with the 2002 season.





Ron Whitcomb



Marcus Williams is the school's all-time leading rusher with 3,940 yards.



Kevin McMahan

## Individual Records

### Rushing

#### >> MOST RUSHES

Game \_\_\_ 49-John Marquis vs. Lafayette (1978)  
 Season \_\_\_ 349-Lorenzo Bouier (1980)  
 Career \_\_\_ 879-Lorenzo Bouier (1979-82)

#### >> MOST YARDS

Game \_\_\_ 302-Lorenzo Bouier  
 \_\_\_ vs. Northeastern (1980)  
 Season \_\_\_ 1,680-Carl Smith (1989)  
 Career \_\_\_ 3,940-Marcus Williams (2001-04)

#### >> MOST TOUCHDOWNS

Game \_\_\_ 5-Royston English vs. UNH (2000)  
 \_\_\_ 5-James Buzzell vs. Fort Williams (1927)  
 \_\_\_ 5-George Coltart vs. Fort Williams (1927)  
 Season \_\_\_ 20-Carl Smith (1989)  
 Career \_\_\_ 35-Marcus Williams (2001-04)

#### >> HIGHEST AVERAGE YARDS

Game (min. 10 att.) \_\_\_ 13.7 by Carl Smith  
 \_\_\_ vs. Massachusetts (1988)  
 Season \_\_\_ 152.7-Carl Smith (1989)  
 Career \_\_\_ 106.3-Lorenzo Bouier (1979-82)

#### >> LONGEST RUN FROM SCRIMMAGE

\_\_\_ 90-Rickey Stevens vs. Rhode Island (2013)  
 \_\_\_ 89-Carl Smith vs. Rutgers (1991)

#### >> 100-YARD RUSHING GAMES

Season \_\_\_ 9-Lorenzo Bouier (1980);  
 \_\_\_ 9-Carl Smith (1989)  
 Career \_\_\_ 19-Marcus Williams (2001-04)  
 Consecutive \_\_\_ 8-Carl Smith (1989)

#### >> 200-YARD RUSHING GAMES

Season \_\_\_ 3-Lorenzo Bouier (1980)  
 Career \_\_\_ 4-Carl Smith (1988-91)

#### >> ALL-PURPOSE YARDS

Game \_\_\_ 319-Lorenzo Bouier  
 \_\_\_ vs. Northeastern (1980)  
 Season \_\_\_ 1,969-Carl Smith (1989)  
 Career \_\_\_ 5,017-Carl Smith (1988-91)

### Passing

#### >> MOST COMPLETIONS

Game \_\_\_ 40-Chris Treister vs. URI (2009)  
 Season \_\_\_ 276-Marcus Wasilewski (2013)  
 Career \_\_\_ 755-Ron Whitcomb (2003-06)

#### >> MOST PASSES ATTEMPTED

Game \_\_\_ 62-Mickey Fein vs. UConn (1997)  
 Season \_\_\_ 428-Mickey Fein (1998)  
 Career \_\_\_ 1,276-Ron Whitcomb (2003-06)

#### >> MOST PASSES HAD INTERCEPTED

Game \_\_\_ 6-Dave Rebholz vs. UNH (1980)  
 Season \_\_\_ 16-Mike Buck (1987)  
 Career \_\_\_ 44-Ron Whitcomb (2003-06)

#### >> MOST YARDS

Game \_\_\_ 522-Mickey Fein vs. UConn (1997)  
 Season \_\_\_ 3,238-Marcus Wasilewski (2013)  
 Career \_\_\_ 8,491-Mike Buck (1986-89)

#### >> MOST TOUCHDOWNS

Game \_\_\_ 6-Mickey Fein vs. Villanova (1998)  
 Season \_\_\_ 27-Mickey Fein (1998)  
 Career \_\_\_ 68-Ron Whitcomb (2003-06)

#### >> CONSECUTIVE GAMES THROWING TD

Season \_\_\_ 11-Ron Whitcomb (2003)  
 Career \_\_\_ 23-Ron Whitcomb (2003-05)

#### >> HIGHEST AVERAGE YARDS PER GAME

Season \_\_\_ 288.5-Mickey Fein (1997)

#### >> HIGHEST PASS COMPLETION

##### PERCENTAGE

Game \_\_\_ .870 (40-46)-Chris Treister  
 \_\_\_ vs. URI (2009)  
 \_\_\_ .826 (19-23)-Mike Buck  
 \_\_\_ vs. Northeastern (1988)  
 Season \_\_\_ .675 (276-409-9)-Marcus Wasilewski (2013)  
 Career \_\_\_ .646 (484-749) - Marcus Wasilewski  
 \_\_\_ 616 (754-1,224)-Warren Smith  
 \_\_\_ (2008-11, includes 2008 season at Iona)  
 \_\_\_ .594 (569-957)-Jake Eaton (1999-02)

#### >> LONGEST PASS COMPLETION

\_\_\_ 84-Michael Brusko to Jhamal Fluellen  
 \_\_\_ at New Hampshire (2007)

\_\_\_ 84-Emilio Colon to Tony Szydowski  
 \_\_\_ vs. Connecticut (1992)  
 \_\_\_ 82-Mike Brusko to Troy Harris  
 \_\_\_ vs. James Madison (2009)  
 \_\_\_ 80-Chris Legree to Kevin McMahan  
 \_\_\_ vs. William Penn (2005)  
 \_\_\_ 80-Ron Whitcomb to Ryan Callahan  
 \_\_\_ vs. Villanova (2006)

### Total Offense

#### >> MOST TOTAL PLAYS

Game \_\_\_ 105-Ron Whitcomb at UNH (2005)  
 Season \_\_\_ 565-Marcus Wasilewski (2013)  
 Career \_\_\_ 1,372-Mickey Fein (1995-98)

#### >> MOST YARDS

Game \_\_\_ 499-Mickey Fein vs. UConn (1997)  
 Season \_\_\_ 3,770-Marcus Wasilewski (2013)  
 Career \_\_\_ 8,796-Ron Whitcomb (2003-06)

### Receiving

#### >> MOST RECEPTIONS

Game \_\_\_ 18-Landis Williams vs. URI (2009)  
 \_\_\_ 17-Rameek Wright vs. Buffalo (1996)  
 \_\_\_ 17-Arel Gordon vs. New Hampshire (2006)  
 Season \_\_\_ 88-Rameek Wright (1997)  
 Career \_\_\_ 189-Sergio Hebra (1984-87)

#### >> MOST YARDS

Game \_\_\_ 239-Landis Williams vs. URI (2009)  
 Season \_\_\_ 1,169-Rameek Wright (1997)  
 Career \_\_\_ 2,612-Sergio Hebra (1984-87)

#### >> MOST TOUCHDOWNS

Game \_\_\_ 4-Kevin McMahan at UNH (2005)  
 \_\_\_ 3-Landis Williams vs. URI (2009)  
 3-Steve Roth vs. Massachusetts (1989)  
 \_\_\_ 3-Drew O'Connor (2x)  
 \_\_\_ vs. Buffalo, Massachusetts (1998)  
 \_\_\_ 3-Dwayne Wilmot vs. Northeastern (2002)  
 \_\_\_ 3-Kevin McMahan at UNH (2003)  
 \_\_\_ 3-Jared Turcotte at Rhode Island (2008)  
 \_\_\_ 3-Derek Session vs. Hofstra (2008)  
 Season \_\_\_ 16-Drew O'Connor (1998)  
 \_\_\_ 13-Kevin McMahan (2005)  
 Career \_\_\_ 30-Drew O'Connor (1993-98)  
 \_\_\_ 25-Kevin McMahan (2002-05)



## Punting

### >> MOST PUNTS

Game \_ 13-Rocco Navarro at Nebraska (2005)  
 Season \_\_\_\_\_ 87-Steve Wood (1978)  
 Career \_\_\_\_\_ 260-Steve Wood (1975-78)

### >> MOST YARDS

Game \_\_\_\_\_ 518-Rocco Navarro  
 \_\_\_\_\_ at Nebraska (2005)  
 Season \_\_\_\_\_ 3,166-Steve Wood (1978)  
 Career \_\_\_\_\_ 9,795-Mike Mellow (2001-04)

### >> HIGHEST AVERAGE

Season \_\_\_\_\_ 43.1-Mike Mellow (2004)  
 Longest Punt \_\_\_\_\_ 82-Kash Kiefer  
 \_\_\_\_\_ at Villanova (2007)

## Punt Returns

### >> MOST RETURNS

Game \_\_\_\_\_ 9-Paul Keany  
 \_\_\_\_\_ vs. Youngstown State (1966)  
 Season \_\_\_\_\_ 31-Al Marquis (1974)  
 Career \_\_\_\_\_ 79-Lennard Byrd (1998-01)

### >> MOST YARDS

Game \_\_\_\_\_ 130-Paul Keany  
 \_\_\_\_\_ vs. Youngstown State (1966)  
 Season \_\_\_\_\_ 405-Lennard Byrd (1999)  
 Career \_\_\_\_\_ 905-Lennard Byrd (1998-01)

### >> MOST TOUCHDOWNS

Game \_ 1-Benjamin Davis vs. Richmond (2014)  
 \_\_\_\_\_ 1-Trevor Coston vs. Bryant (2011)  
 \_\_\_\_\_ 1-Mark Masterson vs. Monmouth (2007)  
 \_\_\_\_\_ 1-Arel Gordon vs. Albany (2005)  
 \_\_\_\_\_ 1-Arel Gordon vs. Hofstra (2004)  
 \_\_\_\_\_ 1-Arel Gordon at Morgan State (2003)  
 \_\_\_\_\_ 1-Lennard Byrd vs. Colgate (2001)  
 \_\_\_\_\_ 1-Lennard Byrd vs. Northeastern (1999)  
 \_\_\_\_\_ 1-Darrick Brown vs. JMU (1998)  
 \_\_\_\_\_ 1-Rameek Wright vs. Boston U. (1996)  
 \_\_\_\_\_ 1-Darrick Brown vs. UMass (1996)  
 \_\_\_\_\_ 1-Pete Ouellette vs. UConn (1980)  
 \_\_\_\_\_ 1-Wayne Champeon vs. UMass (1960)  
 Season 1-Benjamin Davis vs. Richmond (2014)  
 \_\_\_\_\_ 1-Trevor Coston vs. Bryant (2011)  
 \_\_\_\_\_ 1-Mark Masterson (2007)



Mike Mellow holds four school-records in kicking.



Carl Smith holds 10 school rushing records.

\_\_\_\_\_ 1-Arel Gordon (2005)  
 \_\_\_\_\_ 1-Arel Gordon (2004)  
 \_\_\_\_\_ 1-Arel Gordon (2003)  
 \_\_\_\_\_ 1-Lennard Byrd (2001)  
 \_\_\_\_\_ 1-Lennard Byrd (1999)  
 \_\_\_\_\_ 1-Darrick Brown (1998)  
 \_\_\_\_\_ 1-Rameek Wright (1996)  
 \_\_\_\_\_ 1-Darrick Brown (1996)  
 \_\_\_\_\_ 1-Pete Ouellette (1980)  
 \_\_\_\_\_ 1-Wayne Champeon (1960)  
 Career \_\_\_\_\_ 3-Arel Gordon (2003-06)  
 \_\_\_\_\_ 2-Darrick Brown (1995-98)  
 \_\_\_\_\_ 2-Lennard Byrd (1998-01)

### >> LONGEST TOUCHDOWN RETURN

\_\_\_\_\_ 87-Pete Ouellette vs. Connecticut (1980)

## Kickoff Returns

### >> MOST RETURNS

Game \_ 6-Dave Eretzian vs. C.W. Post (1971)  
 Season \_\_\_\_\_ 28-Damarr Aultman (2014)  
 \_\_\_\_\_ 28-Darrick Brown (1998)  
 Career \_\_\_\_\_ 79-Pete Ouellette (1978-81)

### >> MOST YARDS


Game \_\_\_\_\_ 158-Dave Eretzian  
 \_\_\_\_\_ vs. C.W. Post (1971)  
 Season \_\_\_\_\_ 729-Arel Gordon (2004)  
 Career \_\_\_\_\_ 1,508-Pete Ouellette (1978-81)

### >> MOST TOUCHDOWNS

Game \_ 1-Last: Damarr Aultman vs UNH (2013)  
 Season \_\_\_\_\_ 2-Arel Gordon (2004)  
 Career \_\_\_\_\_ 3-Arel Gordon (2003-06)

### >> LONGEST RETURN

\_\_\_\_\_ 100-Arel Gordon at Morgan State (2003)



Todd Williamson

## Interception Returns

### >> MOST RETURNS

Game \_\_\_\_\_ 4-Dave Brown vs. Bowdoin (1962)  
 Season \_\_\_\_\_ 11-Claude Pettaway (1990)  
 Career \_\_\_\_\_ 21-Derek Carter (1994-97)

### >> MOST YARDS

Game 160-Dave Brown vs. Bowdoin (1962)  
 Season \_\_\_\_\_ 177-Dave Brown (1962)  
 Career \_\_\_\_\_ 301-Derek Carter (1994-97)

### >> MOST TOUCHDOWNS

Game \_\_\_\_\_ 2-Bill Curry vs. Liberty (1992)  
 Season \_\_\_\_\_ 2-Bill Curry, Dan Girard (1992)  
 Career \_\_\_\_\_ 3-Bill Curry (1989-92)

### >> LONGEST RETURN

\_\_\_\_\_ 100-Dave Brown vs. Bowdoin (1962)  
 \_\_\_\_\_ 100-Kendall James at Bryant (2013)

## QB Sacks

Season \_\_\_\_\_ 13-Todd Williamson (1996)  
 Career \_\_\_\_\_ 29.0 - Michael Cole (2010-13)  
 \_\_\_\_\_ 27.5-Mike Denino (1986-89)

## Scoring

### >> MOST POINTS

Game \_ 30-Royston English vs. UNH (2000)  
 \_\_\_\_\_ 30-James Buzzell vs. Fort Williams (1927)  
 \_\_\_\_\_ 30-George Coltart vs. Fort Williams (1927)  
 Season \_\_\_\_\_ 120-Carl Smith (1989)  
 Career \_\_\_\_\_ 219-Todd Jagoutz (1997-00)

### >> MOST TOUCHDOWNS

Game \_ 5-Royston English vs. UNH (2000)

\_\_\_\_\_ 5-James Buzzell vs. Fort Williams (1927)  
 \_\_\_\_\_ 5-George Coltart vs. Fort Williams (1927)  
 Season \_\_\_\_\_ 20-Carl Smith (1989)  
 Career \_\_\_\_\_ 35-Marcus Williams (2001-04)

### >> MOST EXTRA POINTS KICKED

Game \_\_\_\_\_ 11-Mike Mellow  
 \_\_\_\_\_ at Morgan St. (2003)  
 \_\_\_\_\_ 10-Charles Neavling vs. Fort Williams (1919)  
 Season \_\_\_\_\_ 45-Sean Decloux (2013)  
 \_\_\_\_\_ 45-Jack Leone (1982)  
 Career \_\_\_\_\_ 114-Todd Jagoutz (1997-00)

### >> BEST PAT PERCENTAGE

\*Season \_ 1.000 (45-45)-Jack Leone (1982)  
 \_\_\_\_\_ 1.000 (38-38)-Mike Mellow (2003)  
 \_\_\_\_\_ 1.000 (17-17)-Bobby Donnelly (2007)  
 \_\_\_\_\_ 1.000 (12-12)-Bobby Donnelly (2005)  
 \*\*Career \_ 93.3 (112-120)-Peter Borjestedt (1985-88)  
 \*-min. 10 made  
 \*\*-min. 100 made

### >> MOST EXTRA POINTS RUN/PASSED

Game \_\_\_\_\_ 1-Several players  
 Season \_\_\_\_\_ 2-Clay Pickering (1983)  
 Career \_\_\_\_\_ 2-Clay Pickering (1983)

### >> MOST FIELD GOALS

Game \_\_\_\_\_ 4-Tom Shepherd vs. UMass (1910)  
 \_\_\_\_\_ 4-Peter Borjestedt vs. Boston Univ. (1987)  
 \_\_\_\_\_ 4-Jeff Mottola vs. New Hampshire (1990)  
 Season \_\_\_\_\_ 16 - Sean Decloux (2013)  
 Career \_\_\_\_\_ 35-Todd Jagoutz (1997-00)

### >> LONGEST FIELD GOAL

\_\_\_\_\_ 52-Jack Leggett vs. Delaware (1975)

## Blocked Kick Returns

### >> LONGEST RUN WITH BLOCKED FG


\_\_\_\_\_ 75-Gary Groves vs. Northeastern (1985)

### >> LONGEST RUN WITH BLOCKED PAT

\_\_\_\_\_ 90-Claude Pettaway vs. UNH (1988)

### >> 100 YARD XP INTERCEPTION RETURN

\_\_\_\_\_ 100-Troy Harris vs. Towson (2007)




Bill Curry







Gene Benner



Lorenzo Bouier



Mickey Fein



Todd Jagoutz

## CAREER LEADERS

### Rushing Yards

Rk.	Player, Years	Yards
1.	Marcus Williams, 2001-04	3,940
2.	Lorenzo Bouier, 1979-82	3,828
3.	Carl Smith, 1988-91	3,820
4.	Royston English, 1998-01	2,842
5.	Bob Jameson, 1993-96	2,756
6.	Doug Dorsey, 1985-88	2,519
7.	Andre Pam, 1993-96	2,414
8.	Rudy DiPietro, 1973-77	2,289
9.	Pushaun Brown, 2008-11	2,209
10.	Ben Sirmans, 1988-92*	2,025
11.	Jhamal Fluellen, 2006-08	1,871
12.	Ed Bogdanovich, 1951-53	1,764
13.	Paul Phelan, 1981-84	1,630
14.	Jim Fox, 1985-87	1,583
15.	Rickey Stevens, 2011-13	1,576
16.	Paul Capriotti, 1987-91#	1,550
17.	Mark DiGregorio, 1973-76	1,547
18.	Steve Knight, 1991-94	1,408

\*- did not play in 1991

#- includes 1987-88 statistics from Army, did not play in 1989

### Passing Yards

Rk.	Player, Years	Yards
1.	Mike Buck, 1986-89	8,491
2.	Ron Whitcomb, 2003-06	8,363
3.	Warren Smith, 2008-11*	8,025
3.	Mickey Fein, 1995-98	7,856
4.	Jake Eaton, 1999-2002	7,145
5.	Marcus Wasilewski, 2010-13	5,612
6.	Emilio Colon, 1991-94	5,563
7.	Bob Wilder, 1984-87	4,493
8.	Dick DeVarney, 1963-65	3,384
9.	Jack Cosgrove, 1974-77	2,836
10.	Rich Labonte, 1981-84	2,748
11.	Dave Wing, 1967-69	2,675
12.	John Tursky, 1978-80	2,247
13.	Mike Brusko, 2005-2009	1,758
14.	Brian Scott, 1996-99	1,660
15.	Jeff DelRosso, 1988-91	1,570
16.	Manch Wheeler, 1959-61	1,457
17.	Mike Beauchemin, 1980-83	1,389

\* includes 2008 stats at Iona

### Receiving Yards

Rk.	Player, Years	Yards
1.	Sergio Hebra, 1984-87	2,612

2.	Rameek Wright, 1995-97	2,384
3.	Drew O'Connor, 1994-98	2,362
4.	Phil McGeoghan, 1997*-00	2,343
5.	Steve Roth, 1985-89&	2,183
6.	Christian Pereira, 2001-2004	2,101
7.	Damarr Aultman, 2011-14	2,061
8.	Gene Benner, 1967-69	2,029
9.	Kevin McMahan, 2002-05	1,995
10.	Dwayne Wilmot, 1997-00	1,981
11.	Ryan Waller, 2001-2005	1,948
12.	Landis Williams, 2006-09	1,679
13.	Dave Paul, 1970-72	1,526
14.	Arthur Williams, 2011-14	1,437
15.	Mark Dupree, 1989-90	1,390
16.	Frizzell Davis, 1990-93	1,381
17.	Pat Madden, 1978-80	1,339

&- did not play in 1987

\*- includes stats from Boston Univ. in 1997

### Scoring

Rk.	Player, Years	TD-FG-XP-Conv-Pts
1.	Todd Jagoutz, 1997-00	0-35-114-0-219
2.	Marcus Williams, 2001-04	35-0-0-0-210
3.	Carl Smith, 1988-91	34-0-0-0-204
4.	Peter Borjestedt, 1985-88	0-30-112-0-202
5.	Lorenzo Bouier, 1979-82	33-0-0-0-198
6.	Doug Dorsey, 1985-88	32-0-0-0-192
7.	Jack Leone, 1979-82	0-31-96-0-189

### Receptions

Rk.	Player, Years	TD Rec.
1.	Sergio Hebra, 1984-87	17 189
2.	Drew O'Connor, 1994-98	30 177
3.	Rameek Wright, 1995-97	12 175
4.	Dwayne Wilmot, 1997-00	13 169
5.	Damarr Aultman, 2011-14	18 162
6.	Phil McGeoghan, 1997*-00	15 161
7.	Arel Gordon, 2003-06	6 158
8.	Christian Pereira, 2001-04	21 156
9.	Steve Roth, 1985-89&	20 151
10.	Landis Williams, 2006-09	23 142
11.	Gene Benner, 1967-79	14 135
12.	Kevin McMahan, 2002-05	25 130

&- did not play in 1987

\*- includes stats from Boston Univ. in 1997

### Rushing Yards

Rk.	Player, Year	Att.	TD Yards
-----	--------------	------	----------

## SEASON LEADERS

1.	Carl Smith, 1989	305	20	1,680
2.	Lorenzo Bouier, 1980	349	9	1,622
3.	Marcus Williams, 2002	263	7	1,406
4.	Marcus Williams, 2003	248	12	1,284
5.	Andre Pam, 1995	191	8	1,250
6.	Ben Sirmans, 1992	264	10	1,214
7.	Royston English, 2001	225	8	1,157
8.	Pushaun Brown, 2011	226	11	1,093
9.	Marcus Williams, 2004	218	14	1,077
10.	Jhamal Fluellen, 2003	223	5	1,052

### Passing Yards

Rk.	Player, Year	Att.-Cm.	TD	Yards
1.	Marcus Wasilewski, 2013	409-276	25	3,238
2.	Warren Smith, 2011	425-270	22	3,122
3.	Mickey Fein, 1997	414-236	26	2,885
4.	Mike Buck, 1987	387-214	22	2,758
5.	Mickey Fein, 1998	428-233	27	2,648
6.	Mike Buck, 1988	347-180	21	2,575
7.	Ron Whitcomb, 2003	329-186	21	2,428
8.	Marcus Wasilewski, 2012	338-206	21	2,364
9.	Ron Whitcomb, 2004	350-213	22	2,318
10.	Ron Whitcomb, 2005	357-205	16	2,219
11.	Mike Buck, 1989	264-170	19	2,315
12.	Jake Eaton, 2000	279-184	17	2,265
13.	Jake Eaton, 2001	281-162	19	2,198

### Receiving Yards

Rk.	Player, Year	Rec.	TD	Yds
1.	Rameek Wright, 1997	88	7	1,169
2.	Rameek Wright, 1996	79	5	1,143
3.	Drew O'Connor, 1998	72	16	1,027
4.	Sergio Hebra, 1987	70	5	927
5.	Dwayne Wilmot, 2000	67	8	955
6.	Gene Benner, 1969	55	8	899
7.	Kevin McMahan, 2005	59	13	893
8.	Mark Dupree, 1989	50	7	840

9.	Christian Pereira, 2003	52	10	820
10.	Christian Pereira, 2004	58	10	818

### Receptions

Rk.	Player, Year	Rec	Yds	TD
1.	Rameek Wright, 1997	88	1169	7
2.	Rameek Wright, 1996	79	1143	5
3.	Drew O'Connor, 1998	72	1027	16
4.	Landis Williams, 2009	71	798	9
5.	Arel Gordon, 2005	70	484	1
	Sergio Hebra, 1987	70	927	5
7.	Dwayne Wilmot, 2000	67	955	8
8.	Arel Gordon, 2006	63	535	3
9.	Drew O'Connor, 1997	61	797	7
10.	Stefan Gomes, 2001	60	787	9
	John Ebeling, 2013	60	647	6
	Derrick Johnson, 2013	60	608	2
11.	Kevin McMahan, 2005	59	893	13
12.	Christian Pereira, 2004	58	818	10
12.	Maurice McDonald, 2011	58	591	5

### TD Passes

Rk.	Player, Year	TD
1.	Mickey Fein, 1998	27
2.	Mickey Fein, 1997	26
3.	Marcus Wasilewski, 2013	25
4.	Ron Whitcomb, 2004	22
	Mike Buck, 1987	22
	Warren Smith, 2011	22
7.	Mike Buck, 1988	21
	Ron Whitcomb, 2003	21
	Marcus Wasilewski, 2012	21



Rameek Wright had a school-best 1,169 receiving yards in 1997.



## Year-by-Year Leaders Scoring

1892 – 1897: Touchdowns counted for four points during this period. Field goals also counted for four points, but there is no evidence of any successful attempts during this six-year period. Number of games played by the team is in parenthesis next to the year of the season.

Year	Name	TD	EP	FG	Total
1896 (6)	Edwin Sturgis	2	2	0	10
1897 (3)	Charles Sawyer	3	0	0	12
1898 – 1911: Touchdowns counted for five points and field goals for four points during this period.					
1898 (4)	Ralph Wormel	1	0	0	5
1899 (5)	Alfred Davis	4	0	0	20
1900 (8)	Carlos Dorticos	4	10	0	30
1901 (8)	Carlos Dorticos	6	11	0	41
1902 (8)	Carlos Dorticos	7	4	0	39
1903 (8)	Henry Thatcher	7	0	0	35
1904 (7)	Henry Thatcher	2	0	0	10
	Arthur Collins	2	0	0	10
	Arthur Weymouth	2	0	0	10
	Joseph Crowe	2	0	0	10
1905 (7)	Howard Farwell	3	0	0	15
1906 (8)	Harrison Higgins	1	0	0	5
	Robert Hodgins	1	0	0	5
1907 (7)	George Bearce	0	1	3	13
1908 (7)	Avery Hammond	2	4	0	14
1909 (8)	William Parker	6	0	0	30
1910 (7)	Thomas Shepherd	2	4	4	30
Beginning with the 1911 season, touchdowns counted for six points and field goals for three points.					
1911 (8)	Thomas Shepherd	0	5	10	35
1912 (8)	John Carleton	5	0	0	30
	William Martin	5	0	0	30
1913 (8)	Norman Donahue	4	0	0	24
	Charles Ruffner	3	0	2	24
1914 (9)	Charles Ruffner	11	22	0	88
1915 (9)	Verne Beverly	5	0	0	30
1916 (7)	Clyde Stewart	1	0	0	6
1917 (4)	Percy Power	1	0	0	6
	Lawrence Purington	1	0	0	6
	Newman Young	1	0	0	6
1918 (4)	W. J. Matthews	2	0	0	12
1919 (7)	Lawrence Purington	5	0	0	30
1920 (9)	Henry Small	3	3	0	21
1921 (8)	George Gruhn	5	0	0	30
1922 (8)	Henry Small	3	8	0	26
1923 (8)	George Gruhn	5	0	0	30
1924 (8)	Cecil Cutts	3	0	0	18
	Albert Repscha	3	0	0	18
1925 (8)	Willis Barrows	6	0	0	36
1926 (8)	James Buzzell	9	0	0	54
1927 (7)	George Coltart	12	2	0	74
1928 (7)	George Coltart	4	9	0	33
1929 (7)	Walter Riley	2	0	0	12
	Hector Hebert	2	0	0	12
1930 (7)	Monroe Romansky	3	0	0	18
1931 (7)	Gilbert Robertshaw	5	0	0	30
1932 (7)	Monroe Romansky	5	0	0	30
1933 (7)	Robert Littlehale	4	0	0	24
1934 (7)	Wendell Brewster	3	0	0	18
	Clyde Higgins	3	0	0	18
1935 (7)	Roderick Elliott	3	1	0	19
1936 (7)	Roderick Elliott	9	0	0	54
1937 (7)	Roderick Elliott	2	2	0	14
1938 (7)	Harry Shute	3	0	0	18
	Harold Gerrish	3	0	0	18
1939 (7)	Edward Barrows	5	0	0	30
1940 (7)	Nathaniel Crowley	2	2	0	14
1941 (7)	Emile King	3	0	0	18
	Robert Nutter	3	0	0	18
1942 (6)	Robert Nutter	3	0	0	18
1943 (1)	William Mahar	1	0	0	6
1944 (4)	Eugene Boutillier	3	0	0	18
	Leroy Henderson	3	0	0	18
1945 (5)	John Woodworth	3	0	0	18
1946 (7)	Henry Dombkowski	2	9	0	21

1947 (7)	Henry Dombkowski	10	11	0	71
1948 (7)	Alton Sproul, Jr.	3	0	0	18
	Reginald Lord	3	0	0	18
1949 (7)	Gordon Pendleton	5	0	0	30
1950 (7)	Gordon Pendleton	4	0	0	24
1951 (7)	Edward Bogdanovich	5	0	0	30
	Gordon Pendleton	5	0	0	30
1952 (7)	Edward Bogdanovich	7	0	0	42
1953 (7)	Vincent Calenda, Jr.	9	0	0	54
1954 (7)	Ernest Smart	8	0	0	48
1955 (7)	Raymond Hostetter	4	0	0	24
	James Duffy	4	0	0	24
	Warren Griffin	4	0	0	24
1956 (7)	Raymond Hostetter	6	0	0	36
1957 (7)	John Theriault	2	10	0	22
1958 (8)	Wayne Champeon	5	4	0	34
1959 (8)	David Cloutier	6	2	0	38
1960 (8)	Wayne Champeon	5	2	0	32
1961 (9)	David Cloutier	7	0	0	42
1962 (8)	Michael Haley	4	0	0	24
1963 (8)	Michael Haley	8	0	0	48
1964 (8)	Brentley Keene	7	2	0	44
1965 (10)	Francis Harney	9	0	0	54
1966 (9)	Paul Keany	5	0	0	30
	Charles Yanush	5	0	0	30
1967 (8)	Eugene Benner	3	0	0	18
1968 (8)	Robert Hamilton	5	0	0	30
1969 (9)	Daniel Sullivan	10	0	0	60
1970 (8)	William Swadel	6	0	0	36
1971 (8)	David Paul	6	0	0	36
1972 (9)	David Paul	4	0	0	24
1973 (10)	Mark DeGregorio	4	3	0	27
	Alfred Marquis	4	0	0	24
1974 (10)	Mark DeGregorio	7	2	0	44
1975 (10)	Jack Leggett	0	12	5	27
1976 (11)	Jack Leggett	0	20	6	38
1977 (10)	Rudy DiPietro	5	2	0	32
1978 (11)	John Marquis	6	0	0	36
1979 (11)	Lorenzo Bouier	8	0	0	48
1980 (11)	Lorenzo Bouier	9	0	0	54
1981 (11)	Peter Ouellette	8	0	0	48
1982 (11)	Lorenzo Bouier	14	0	0	84
1983 (10)	John Leone	0	19	6	37
1984 (11)	John Leone	0	14	10	44
1985 (11)	Douglas Dorsey	12	0	0	72
1986 (11)	Douglas Dorsey	12	0	0	72
1987 (11)	Peter Borjestedt	0	38	10	68
1988 (11)	Trent Cockayne	0	26	4	38
1989 (11)	Carl Smith	20	0	0	120
1990 (11)	Jeffrey Mottola	0	21	13	60
1991 (11)	Paul Capriotti	9	2	0	56
1992 (11)	Benjamin Sirmans	10	0	0	60
1993 (11)	Thomas Dadmun	0	13	7	34
1994 (11)	Steven Knight	5	0	0	30
	Christopher Binder	0	18	4	30
1995 (11)	Andre Pam	10	0	0	60
1996 (11)	Andre Pam	12	0	0	72
1997 (11)	Todd Jagoutz	0	38	9	65
1998 (11)	Drew O'Connor	16	0	0	96
1999 (11)	Todd Jagoutz	0	14	10	44
2000 (11)	Todd Jagoutz	0	38	9	65
2001 (10)	Chris DeVinney	0	34	8	58
2002 (14)	Mike Mellow	0	40	10	70
2003 (11)	Marcus Williams	12	0	0	72
2004 (11)	Marcus Williams	14	0	0	84
2005 (11)	Kevin McMahan	13	0	0	78
2006 (11)	Arel Gordon	8	0	0	48
2007 (11)	Bobby Donnelly	0	17	9	44
2008 (13)	Jared Turcotte	8	0	0	48
2009 (11)	Landis William	9	0	0	54
2010 (11)	Pushaun Brown	7	0	0	42
2011 (13)	Pushaun Brown	12	0	0	72
2012 (7)	Sean Decloux	0	24	7	45
2013 (13)	Sean Decloux	0	45	16	93
2014 (11)	Sean Decloux	0	16	10	46

## Rushing Yardage

Year	Name	Carries	Yards	Avg.
1950	Lawrence Hersom	96	508	5.29
1951	Edward Bogdanovich	113	562	4.97

1952	Edward Bogdanovich	158	682	4.32
1953	Edward Bogdanovich	97	533	5.49
1954	Ernest Smart	106	407	3.84
1955	Raymond Hostetter, Jr.	72	291	4.04
1956	Raymond Hostetter, Jr.	88	381	4.33
1957	Charles Thibodeau	68	312	4.59
1958	John Welch	94	472	5.02
1959	David Cloutier	87	534	6.14
1960	Wayne Champeon	48	244	5.08
1961	Dale Curry	82	291	3.55
1962	William Chard	90	297	3.30
1963	Michael Haley	81	392	4.84
1964	Francis Harney	82	319	3.89
1965	Francis Harney	132	416	3.15
1966	George Platter	94	270	2.87
1967	Charles Yanush	82	237	2.89
1968	Robert Hamilton	144	585	4.06
1969	Daniel Sullivan	146	731	5.01
1970	Robert Marchildon	87	378	4.34
1971	William Swadel	74	285	3.85
1972	Michael Porter	152	500	3.29
1973	Mark DeGregorio	150	524	3.49
1974	Mark DeGregorio	140	570	4.07
1975	James Dumont	121	621	5.13
1976	Rudy DiPietro	196	943	4.81
1977 (8)	Rudy DiPietro	212	896	4.23
1978	John Marquis	238	770	3.23
1979	Lorenzo Bouier	212	910	4.29
1980	Lorenzo Bouier	349	1,622	4.65
1981	Peter Ouellette	99	548	5.53
1982	Lorenzo Bouier	177	863	4.88
1983	Paul Phelan	121	523	4.32
1984	Gary Hufnagle	152	675	4.44
1985	Douglas Dorsey	204	881	4.31
1986	Douglas Dorsey	194	923	4.76
1987	James Fox	169	833	4.93
1988	Carl Smith	123	705	5.73
1989	Carl Smith	305	1,680	5.51
1990	Carl Smith	177	794	4.49
1991	Paul Capriotti	205	823	4.01
1992	Benjamin Sirmans	264	1,214	4.60
1993	Steven Knight	104	559	5.37
1994	Steven Knight	177	798	4.51
1995	Andre Pam	191	1,250	6.54
1996	Robert Jameson	237	1,066	4.50
1997	Bert Rich	113	535	4.73
1998	Ben Christopher	132	638	4.83
1999	Royston English	153	556	3.63
2000	Royston English	146	666	4.56
2001	Royston English	225	1,157	5.10
2002	Marcus Williams	263	1,406	5.35
2003	Marcus Williams	248	1,284	5.17
2004	Marcus Williams	218	1,077	4.90
2005	Montell Owens	184	779	4.23
2006	Arel Gordon	172	843	4.90
2007	Jhamal Fluellen	223	1,052	4.72
2008	Jared Turcotte	105	625	6.00
2009	Derek Session	119	479	4.00
2010	Pushaun Brown	135	650	4.81
2011	Pushaun Brown	226	1,093	4.80
2012	Rickey Stevens	137	830	6.00
2013	Rickey Stevens	128	757	5.91
2014	Nigel Beckford	118	471	4.00

## Passing Leaders

Year	Name	Att.	Cm.	Int.	Pct.	Yds.	TD
1950	Eugene Sturgeon	22	9	1	40.9	102	2
1951	Eugene Sturgeon	25	9	6	36.0	185	2
1952	Kenneth Parady	69	35	3	50.7	411	4
1953	Ed Bogdanovich	22	11	2	50.0	214	4
1954	Peter Kostacopoulos	49	20	5	40.8	316	1
1955	James Duffy, Jr.	30	13	2	43.3	237	3
1956	Kenneth Parady	67	31	4	46.3	415	4
1957	Robert Pickett	55	12	6	21.8	164	2
1958	Robert Pickett	57	23	4	40.4	385	5
1959	Manch Wheeler	66	21	5	31.8	293	3
1960	Manch Wheeler	75	32	4	42.7	449	4
1961	Manch Wheeler	96	43	11	44.8	715	8
1962	Thomas Austin	60	28	3	46.7	340	2
1963	Richard DeVarney	101	55	3	54.5	690	3
1964	Richard DeVarney	151	74	10	49.0	1,102	7





1966	George Platter	70	27	3	38.0	402	5
1967	David Wing	134	56	9	41.8	513	1
1968	David Wing	173	75	7	43.4	815	7
1969	David Wing	218	90	15	41.3	1,347	12
1970	Henry Hastings	139	64	12	46.0	856	7
1971	Douglas Lentz	94	44	3	46.8	600	4
1972	Richard Prior	78	31	7	39.7	555	2
1973	Richard Prior	108	45	10	41.6	541	3
1974	Jack Cosgrove	78	37	5	47.4	517	5
1975	Dennis Emerson	124	49	9	39.5	681	2
1976	Jack Cosgrove	165	70	10	42.4	883	4
1977	Jack Cosgrove	173	94	11	54.3	1,330	6
1978	John Tursky	147	58	5	39.5	762	4
1979	John Tursky	169	86	7	50.9	1,155	5
1980	David Rebholtz	119	50	11	42.0	847	6
1981	Richard LaBonte	100	50	8	50.0	550	8
1982	Richard LaBonte	204	112	9	54.9	1,640	17
1983	Mike Beauchemin	126	61	-	48.4	868	8
1984	Bob Wilder	200	89	13	44.5	1,232	5
1985	Bob Wilder	341	172	15	50.4	1,902	10
1986	Bob Wilder	220	106	7	48.2	1,201	8
1987	Mike Buck	387	214	16	55.3	2,758	22
1988	Mike Buck	347	180	14	51.9	2,575	21
1989	Mike Buck	264	170	3	64.4	2,315	19
1990	Jeffrey DelRosso	186	68	8	36.6	760	3
1991	Emilio Colon	218	116	13	53.2	1,325	2
1992	Emilio Colon	256	157	6	61.3	1,823	13
1993	Emilio Colon	257	133	7	51.7	1,603	4
1994	Emilio Colon	149	82	7	55.0	812	6
1995	John Tennett	140	68	4	48.6	645	5
1996	Mickey Fein	279	140	11	50.2	1,955	10
1997	Mickey Fein	414	236	12	57.0	2,885	26
1998	Mickey Fein	428	233	13	54.4	2,648	27
1999	Brian Scott	194	109	11	56.2	1,343	6
2000	Jake Eaton	279	184	12	65.9	2,265	17
2001	Jake Eaton	281	162	7	57.7	2,198	19
2002	Jake Eaton	269	154	9	57.2	1,849	16
2003	Ron Whitcomb	329	186	10	56.5	2,248	21
2004	Ron Whitcomb	350	213	13	60.9	2,318	22
2005	Ron Whitcomb	357	205	13	57.4	2,219	16
2006	Ron Whitcomb	240	151	8	62.9	1,398	9
2007	Adam Farkes	154	78	4	50.6	836	7
2008	Mike Brusko	104	67	7	64.4	936	8
2009	Warren Smith	159	260	13	61.2	1,695	12
2010	Warren Smith	305	198	10	60.5	1,861	9
2011	Warren Smith	425	270	14	63.5	3,122	22
2012	Marcus Wasilewski	338	206	11	60.9	2,364	21
2013	Marcus Wasilewski	409	276	9	67.5	3,238	25
2014	Drew Belcher	152	77	3	50.7	740	3

## Receiving Yardage

Year	Name	Rec.	Yards	Avg.
1951	Robert Whytock	10	239	23.90
1952	Kenneth Woodsum	9	180	20.00
1953	Kenneth Woodsum	10	185	18.50
1954	Kenneth Woodsum	8	147	18.37
1955	Paul Boucher	7	104	14.86
1956	Thurlow Cooper	19	327	17.21
1957	Edward Manson, Jr.	4	67	16.75
1958	Gerard deGrandpre, Jr.	2	38	19.00
1959	Maurice Dore	10	197	19.70
1960	Wayne Champeon	10	165	16.50
1961	Richard Kinney	10	171	17.10
1962	David Brown	5	177	35.40
1963	Raymond Austin	3	84	28.00
1964	Francis Harney	19	219	11.52
1965	Francis Harney	28	410	14.64
1966	John White	17	361	21.23
1967	Gene Benner	44	581	13.20
1968	Gene Benner	36	549	15.25
1969	Gene Benner	55	899	16.34
1970	David Paul	30	412	13.73
1971	David Paul	47	621	13.21
1972	David Paul	37	493	13.32
1973	Michael O'Day	22	364	16.54
1974	Michael O'Day	21	293	13.95
1975	Michael O'Day	16	228	14.25
1976	Richard McCormick	22	350	15.91
1977	Richard McCormick	20	392	19.60
1978	Patrick Madden	23	396	17.21
1979	Patrick Madden	26	481	18.50
1980	Patrick Madden	24	462	19.25

1981	Matthew Walsh	21	300	14.28
1982	Paul Phelan	22	308	14.00
1983	Matthew Walsh	30	456	15.20
1984	J. Daniel Gordon	16	277	17.31
1985	Sergio Hebra	57	812	14.25
1986	Sergio Hebra	56	812	14.50
1987	Sergio Hebra	70	927	13.24
1988	J. Daniel Gordon	32	592	18.50
1989	Mark Dupree	50	840	16.80
1990	Mark Dupree	42	550	13.09
1991	Tony Szydlowski	31	407	13.13
1992	Mark Shaw	27	331	12.26
1993	Frizell Davis, Jr.	41	679	16.56
1994	Stephen Gates	25	347	13.88
1995	Drew O'Connor	27	337	12.48
1996	A. Rameek Wright	79	1,143	14.47
1997	A. Rameek Wright	88	1,169	13.28
1998	Drew O'Connor	72	1,027	14.16
1999	Philip McGeoghan	52	807	15.52
2000	Dwayne Wilmot	67	955	14.25
2001	Stefan Gomes	60	787	13.10
2002	Ryan Waller	37	575	15.54
2003	Christian Pereira	52	820	15.77
2004	Christian Pereira	58	818	14.10
2005	Kevin McMahan	59	893	15.13
2006	Arel Gordon	63	535	8.49
2007	Landis Williams	38	481	12.65
2008	Tyrell Jones	23	356	15.5
2009	Landis Williams	71	798	11.2
2010	Derek Session	50	580	11.6
2011	Maurice McDonald	58	591	10.2
2012	Maurice McDonald	56	459	8.2
2013	John Ebeling	60	647	10.8
2014	Damarr Aultman	48	498	10.4

## Tackles

(100 or more and/or team leader)

Year	Name	Solo	Asst.	Total
1980	Robert Waterman	119	59	178
	Thomas Rasmussen	78	42	120
	Philip Ferrari	68	41	109
1981	Robert Lucy	79	34	113
	John Hersom	70	33	103
1982	Robert Lucy	74	35	109
1983	Dean Ramsdell	67	47	114
1984	Mark Coutts	82	69	151
1985	James Keefe	51	43	94
1986	Steven Root	65	51	116
1987	Nicholas Penna	77	53	130
	Robert Sterling	65	44	109
1988	Nicholas Penna	79	61	140
1989	Michael Smith	45	41	86
1990	Michael Smith	56	49	105
1991	Jemal Murph	46	45	91
1992	Daniel Girard	87	65	152
1993	Ross Fichthorn	83	79	162
	Jemal Murph	62	59	121
1994	Ross Fichthorn	52	43	95
1995	Derek Carter	68	60	128
1996	Derek Carter	63	29	92
1997	Derek Carter	55	29	84
1998	Aaron Dashiell	63	37	100
1999	Aaron Dashiell	67	38	105
2000	Stephen Cooper	59	25	84
2001	Stephen Cooper	62	33	95
2002	Stephen Cooper	78	43	121
2003	Brandon McGowan	47	38	85
2004	Brandon McGowan	53	48	101
2005	Jermaine Walker	64	50	114
2006	Andrew Downey	35	37	72
2007	John Wormuth	43	44	87
2008	Jovan Belcher	44	54	98
2009	Donte Dennis	51	55	106
2010	Donte Dennis	57	51	108
2011	Vinson Givans	45	49	94
2012	Donte Dennis	38	48	86
2013	Christophe Mulumba Tshimanga	32	86	118
	Cabrinni Goncalves	46	55	101
2014	Christophe Mulumba Tshimanga	42	53	95

## Quarterback Sacks

(10 or more and/or team leader)

Year	Name	Sacks
1980	Ryck Suydam	10
1981	David Sanzaro	5
	Thomas Loughlin, Jr.	5
1982	David Sanzaro	7
1983	N/A	-
1984	Frank Foley	7
1985	Raymond Paquette	4.5
1986	Stephen Donahue	5.5
1987	Michael Denino	5
1988	Michael Denino	9.5
1989	Michael Denino	11
1990	Michael Smith	2
	Craig Thibeau	2
	Kevin McCoy	2
1991	Corey Parker	5
1992	Corey Parker	8
1993	Jemal Murph	5
	George Wehrman	5
1994	Ako Stafford	5
1995	G. Todd Williamson	5
1996	G. Todd Williamson	13
	Jonathan Gautier	10
1997	Jojo Oliphant	5
1998	Jojo Oliphant	9.5
1999	Jojo Oliphant	10.5
2000	Damon Boinske	9
2001	Brendan Curry	8
2002	Stephen Cooper	9.5
	Dennis Dottin-Carter	9.5
2003	Dan Joslyn	7
2004	Marcus Walton	5
2005	Mike DeVito	6.5
2006	Matt King	11.5
2007	Jovan Belcher	10.0
2008	Jovan Belcher	7.5
2009	Jordan Stevens	10.0
2010	Doug Alston	3.5
2011	Michael Cole	11.0
2012	Michael Cole	7.0
2013	Michael Cole	8.0
2014	Trevor Bates	5.5
	Zachary Hume	5.5



Emilio Colon



Mike Denino





## Team Awards

### >> JACK BUTTERFIELD OUTSTANDING OFFENSIVE PLAYER AWARD

1984	Gary Hufnagle
1985	Lance Theobald
1986	Mike Walsh
1987	Jim Fox
1988	Mike Buck
1989	Carl Smith
1990	Paul Capriotti
1991	Carl Smith
1992	Emilio Colon
1993	Steve Knight
1994	Brian Gaine
1995	Ray Baur
1996	Rameek Wright
1997	Rameek Wright
1998	Drew O'Connor
1999	Phil McGeoghan
2000	Jake Eaton
2001	Royston English, Stefan Gomes
2002	Marcus Williams
2003	Ron Whitcomb
2004	Christian Pereira
2005	Montell Owens
2006	Ron Whitcomb, Arel Gordon
2007	Jhamal Fluellen
2008	Mike Brusko, Ryan Canary
2009	Landis Williams
2010	Derek Buttles
2011	Pushaun Brown
2012	Chris Howley
2013	John Ebeling
2014	Damarr Aultman

### >> SAM SEZAK OUTSTANDING DEFENSIVE LINEMAN AWARD

1984	Dan Maloney
1985	Tim Cahill
1986	John Colasecco
1987	Dave Ingalls
1988	Scott Hough
1989	Scott Hough
1990	Tom Rogers
1991	Sean Dowd
1992	Dan Jones
1993	Mike Misbrenner
1994	Steve Stinson
1995	Steve Stinson
1996	Mike Flynn
1997	Doug Henderson
1998	Giff Salisbury
1999	Paul Paradis
2000	Zack Magliaro
2001	Chad Hayes
2002	Mike LeConte
2003	Peter Richardson
2004	Ben Lazarski
2005	Ben Lazarski
2006	Ryan Canary
2007	Ryan Canary
2008	Christopher Arnao
2009	Tyler Eastman
2010	Chris Howley
2011	Chris Howley
2012	Josh Spearin
2013	Jeff Gakos
2014	Bruce Johnson

### >> WALTER ABBOTT OUTSTANDING DEFENSIVE PLAYER AWARD

1984	John McGrath
1985	Jamie Keefe
1986	Jason Davenport
1987	Nick Penna
1988	Keith James
1989	Claude Pettaway
1990	Claude Pettaway
1991	Jemal Murph
1992	Bill Curry, Dan Girard
1993	Greg Mikell
1994	Greg Mikell
1995	Derek Carter
1996	Bryan Hawkes
1997	Derek Carter
1998	Aaron Dashiell
1999	Mike Harvey, Peter LeBlanc
2000	Dave Cusano
2001	Brendan Curry, Dave Cusano



Lofa Tatupu won the Thurlow Cooper Rookie-of-the-Year award in 2001.

2002	Dave Cusano
2003	Brandon McGowan
2004	Jermaine Walker
2005	Jarrod Gomes
2006	Mike DeVito
2007	Andrew Downey
2008	Andrew Downey
2009	Donte Dennis
2010	Jerron McMillian
2011	Jerron McMillian
2012	Donte Dennis
2013	Kendall James
2014	Christophe Mulumba Tshimanga

### >> ROGER ELLIS OUTSTANDING DEFENSIVE LINEMAN AWARD

1984	Ron Doody
1985	Ray Paquette
1986	David Bochtler
1987	Scott Nason
1988	Scott Nason
1989	Justin Strzelczyk
1990	Kevin McCoy
1991	Corey Parker
1992	Corey Parker
1993	Ross Fichthorn
1994	Ako Stafford
1995	Todd Williamson
1996	Todd Williamson
1997	Jon Gautier
1998	Jojo Oliphant
1999	Jojo Oliphant
2000	Damon Boinske
2001	Dennis Dottin-Carter
2002	Brendan Curry
2003	Dan Joslyn
2004	Mike DeVito
2005	Mike DeVito
2006	Patrick McCrossan
2007	Patrick McCrossan
2008	Jonathan Pirruccello



Ryan Canary

2009	Eric Lee
2010	Kevin Phanor
2011	Michael Cole
2012	Michael Cole
2013	Michael Cole
2014	Matthew Wilson

### >> WOODY CARVILLE SENIOR ACHIEVEMENT AWARD

1984	Bob Brainerd
1985	Paul Buckley
1986	Robert Krepplein
1987	Sergio Hebra
1988	Chuck Kasmer
1989	John Gibson, Steve Roth
1990	Matt Swinson
1991	Kevin McCoy, Craig Thibeau
1992	Gordon Willey
1993	Jed Wehrman
1994	Todd Park
1995	Al Hall, Mike Misbrenner
1996	Shawn Stephenson
1997	Bryan Hawkes
1998	Eric Lewis
1999	Garrett Gillick
2000	Phil McGeoghan
2001	Zack Magliaro
2002	Rob Kierstead
2003	Matt Hammond
2004	Marcus Walton
2005	Justin Knox
2006	Joe Vanidestine
2007	Shawn Demaray
2008	Ryan Canary
2009	Brandon McLaughlin
2010	Matt Barber
2011	Chris Treister and Roosevelt Boone
2012	Brian Harvey
2013	Jamal Clay
2014	Khari Al-Mateen

### >> RON ROGERSON SPIRIT/DEDICATION AWARD

1984	Jack Leone
1985	Rick Ouellette
1986	Steve Root
1987	Bob Wilder
1988	Doug Dorsey
1989	Mike Denino
1990	John Pranckevicius
1991	Bob Irzyk
1992	Mark Shaw
1993	Eric Marsh
1994	Bob Zurinkas
1995	Mike Thomas
1996	Dave Rilatt
1997	John Tennett
1998	Jon Gallant
1999	Brian Scott
2000	Lamin Sisay/Jason Betts
2001	Malik Nichols

2002	John Gelsomino
2003	Derek Martinez
2004	Ivi Nwosu, John Baumgartner
2005	Dzigbodi Ababio
2006	Manauris Arias
2007	Bruno Dorismond
2008	Jhamal Fluellen, Sean Wasson
2009	Mike Brusko
2010	Levi Ervin, Conor Keating
2011	Raibonne Charles
2012	Garret Williamson
2013	Rickey Stevens
2014	Axel Ofori

### >> HAROLD WESTERMAN MOST VALUABLE PLAYER AWARD

1961	Dave Cloutier, Dale Curry, Don Harnum,
	Richard Kinney, Manch Wheeler
1962	William Chard, Alton Hadley,
	John Sherry
1963	David Brown, Leon Harriman
1964	Ron Rogerson, Ed Sherry
1965	Douglas Avery, Ron Lanza
1966	Charles Belisle
1967	Stephen Gravelle, William Pasquill,
	John Sherry
1968	Ernest Quackenbush
1969	John Collins, John Kimball
1970	Barry Greenier
1971	Henry James
1972	Richard Bergeron, Joseph LaVasseur
1972	Gary Worthing
1985	Mark Coutts
1986	Rob Sterling
1987	Mike Buck
1988	Nick Penna
1989	Mike Buck
1990	Jamal Williamson
1991	Paul Capriotti
1992	Ben Sirmans
1993	Jemal Murph
1994	Steve Knight
1995	Andre Pam
1996	Bob Jameson
1997	Mickey Fein
1998	Mickey Fein
1999	Aaron Dashiell, Jojo Oliphant
2000	Dwayne Wilmot
2001	Jake Eaton, Stephen Cooper
2002	Jake Eaton, Stephen Cooper
2003	Marcus Williams
2004	Marcus Williams
2005	Jermaine Walker
2006	Matt King
2007	Jovan Belcher
2008	Jovan Belche
2009	Jordan Stevens
2010	Donte Dennis
2011	Warren Smith, Trevor Coston



2012	Darlos James
2013	Marcus Wasilewski
2014	Trevor Bates

### >> THURLOW COOPER ROOKIE OF THE YEAR AWARD

1985	Doug Dorsey
1986	Joe Trefethen
1987	Claude Pettaway
1988	Carl Smith
1989	Mark Dupree
1990	Dick Donahue
1991	Emilio Colon
1992	Brian Gaine
1993	Alon Byers
1994	Derek Carter
1995	Lateef O'Connor
1996	Brent Naccara
1997	Ben Christopher
1998	Zack Magliaro
1999	Stephen Cooper
2000	Devon Goree
2001	Lofa Tatupu
2002	Ryan Waller (O), Joan Quezada (D)
2003	Manauris Arias
2004	Patrick McCrossan
2005	Christopher Armao (O), Lamir Whetstone (D)
2006	Jhamal Fluellen (O), Jordan Stevens (D)
2007	Dominic Cusano
2008	Jared Turcotte (O), Raibonne Charles (D)
2009	Josh Spearin (O), Darlos James (D)
2010	Joe Hook (O), Michael Cole (D)
2011	Art Williams (O), Khari Al-Mateen (D)
2012	Nigel Jones (O), Michael Kozlakowski (D)
2013	Jordan Dunn (O), Christophe Mulumba Tshimanga (D)
2014	Nigel Beckford (O), Zachary Hume (D)

### >> GEORGE WOOD OUTSTANDING SPECIAL TEAMS PLAYER AWARD

1990	Jeff Mottola
1991	Marc Curran
1992	Tony Szydlowski
1993	Frizell Davis
1994	Bryan Hawkes
1995	Bert Rich
1996	Chris Binder, Lateef O'Connor
1997	Peter LeBlanc
1998	Darrick Brown
1999	Peter LeBlanc
2000	Todd Jagoutz
2001	Lennard Byrd
2002	Mike Mellow
2003	Rob Brooks
2004	Mike Mellow
2005	Andrew Downey
2006	Alex Goyins
2007	Bobby Donnelly
2008	Kash Kiefer
2009	Ryan McCrossan
2010	Jeremy Kelley
2011	Troy Eastman
2012	Axel Ofori
2013	Arron Achey
2014	Carlton Charles

## All-Star Games

>> SENIOR SCOUT BOWL	
2013	Chris Howley
2012	Pushaun Brown, Trevor Coston
2011	Steven Barker
>> HULA BOWL	
2007	Daren Stone
>> EAST-WEST SHRINE GAME	
2007	Daren Stone
>> INTA-JUICE ALL-STAR CLASSIC	
2007	Matt King
>> EAST COAST BOWL	
2008	Bruno Dorismond
>> TEXAS VS. THE NATION	
2008	Matthew Mulligan
2009	Jovan Belcher
2010	Tyler Eastman
>> FLORIDA VS. THE NATION	
2001	Chad Hayes

## College Football Hall of Fame Inductees

### David "The Admiral" Nelson

*Inducted: 1987*

Nelson served as the head coach at Maine from 1949-50 before moving on to Delaware from 1951-65. He guided the Black Bears to the Yankee Conference title in 1949 and a 5-1-1 record in 1950. He is credited for creating the Wing T formation while at Maine. Nelson served as Commissioner of the Yankee Conference from 1989-91 and was a member of the NCAA Football Rules Committee from 1957 to his death in 1991.



### Harold "Tubby" Raymond

*Inducted: 2003*

Raymond served as an assistant coach at Maine from 1951-53. He helped Nelson implement the Wing T while in Orono. Raymond moved on to Delaware and was the school's head coach for 36 seasons and won 300 games and three national titles during his career. At the time of his retirement, Raymond had accounted for over half of the total wins accumulated by the Blue Hens in the 110-year history of the program.



### Eddie "Robbie" Robinson

*Inducted: 1955*

Robinson served as the head coach at Maine during the 1902 season and led the Black Bears to a 6-2 record, including five shutout victories. Robinson also coached at Brown and Nebraska. Overall, he compiled a record of 156-86-13 in his 27 seasons as a head coach. He led the 1915 Brown football team to the Rose Bowl and is one of just four alumni from Brown to be named to the College Football Hall of Fame.




### John Huard

*Inducted: 2014*


Huard, a two-time first team All-American, guided Maine to the Tangerine Bowl in 1965. A two-time first team All-Yankee Conference selection, Huard recorded 22 tackles in his first game in 1964. Named one of the top 20 athletes in the history of the state of Maine by Sports Illustrated, Huard was the first football player inducted into the Maine Athletic Hall of Fame ('86), the first member of Alford Stadium's Ring of Honor and the first ever Black Bear player to be bestowed in the College Football Hall of Fame.



2012 Outstanding Offensive Player/  
2x Outstanding Offensive Lineman Chris Howley



Mike Buck



Daren Stone

## NFL Black Bears

>> 2015	Damarr Aultman, WR/KR, RFA	Miami Dolphins
>> 2014	Kendall James, DB, 6th Rd.	Minnesota Vikings
	Justin Perillo, TE, RFA	Green Bay Packers
	Derrick Johnson, WR, RFA	New England Patriots
>> 2013	Donte Dennis, LB, RFA	St. Louis Rams
	Darlos James, DB, RFA	Detroit Lions
	Jeremy Kelley, WR, RFA	Indianapolis Colts
>> 2012	Jerron McMillian, DB, 4th Rd.	Green Bay Packers
	Trevor Coston, DB, RFA	Chicago Bears
	Derek Session, WR, RFA	Buffalo Bills
	Pushaun Brown, RB, RFA	New York Jets
	Derek Buttlers, TE, RFA	Buffalo Bills
>> 2011	Mark Masterson, LB, RFA	Miami Dolphins
>> 2010	Tyler Eastman, OL, RFA	Kansas City Chiefs
	Landis Williams, WR, RFA	Denver Broncos
>> 2009	Jovan Belcher, DL, RFA	Kansas City Chiefs
	Andrew Downey, LB, RFA	Detroit Lions
>> 2008	Matthew Mulligan, TE, RFA	Miami Dolphins
	Anthony Cotrone, FB, RFA	Jacksonville Jaguars
>> 2007	Daren Stone, DB, 6th Rd.	Atlanta Falcons
	Matt King, DL, RFA	New York Jets
	Mike DeVito, DL, RFA	New York Jets
>> 2006	Kevin McMahan, WR, 7th Rd.	Oakland Raiders
	Montell Owens, RB, RFA	Jacksonville Jaguars
	Jermaine Walker, LB, RFA	Washington Redskins
	Ryan Waller, WR, RFA	Kansas City Chiefs
>> 2005	Marcus Williams, RB, RFA	Indianapolis Colts
	Brandon McGowan, DB, RFA	Chicago Bears
>> 2003	Stephen Cooper, LB, RFA	San Diego Chargers
>> 2002	Chad Hayes, TE, RFA	Kansas City Chiefs
	Lennard Byrd, DB/RS, RFA	New York Giants
>> 2001	Dwayne Wilmot, WR, RFA	Indianapolis Colts
	Phil McGeoghan, WR, RFA	New York Jets
>> 2000	Brent Naccara, LB, RFA	New York Jets
>> 1999	Mickey Fein, QB, RFA	Detroit Lions
	Drew O'Connor, WR, RFA	Tampa Bay Buccaneers
>> 1997	Dave Rilatt, OL, RFA	Chicago Bears
	Mike Flynn, OL, RFA	Baltimore Ravens
>> 1996	Brian Gaine, TE, RFA	Kansas City Chiefs
>> 1992	Carl Smith, RB, RFA	Philadelphia Eagles
	Dan Jones, OL, RFA	Cincinnati Bengals
>> 1990	Mike Buck, QB, 6th Rd.	New Orleans Saints
	Scott Hough, OL, 7th Rd.	New Orleans Saints
	Justin Strzelczyk, OL, 11th Rd.	Pittsburgh Steelers
>> 1988	Rob Sterling, DB, 6th Rd.	Philadelphia Eagles
>> 1983	Lorenzo Bouier, RB, 12th Rd.	Dallas Cowboys
>> 1980	Roger Lapham, RB, 12th Rd.	Buffalo Bills
>> 1979	Chris Keating, LB, RFA	Buffalo Bills
>> 1970	Gene Benner, WR, 11th Rd.	Cleveland Browns
>> 1967	John Huard, LB, 5th Rd.	Denver Broncos
>> 1962	Dave Cloutier, HB, 18th Rd.	Dallas Cowboys
	Manch Wheeler, QB, RFA	Buffalo Bills
>> 1959	Roger Ellis, C, 14th Rd.	New York Giants
>> 1956	Thurlow Cooper, DE, 16th Rd.	Cleveland Browns





## Team Records

### >> MAINE VERSUS OPPONENTS

Appalachian State	2-0
Georgia Southern	0-3
McNeese State	1-0
New Hampshire	0-1
Northern Iowa	0-2
Southwest Missouri State	0-1

### >> MAINE VERSUS CONFERENCES


Colonial Athletic Association	0-1
Southern	2-3
Southland	1-0
Missouri Valley Football	0-3

### >> RECORD IN ROUNDS

First/Second Round	3-4
Quarterfinals	0-3

### >> MAINE RECORDS

Points	35
at SW Missouri State, 1989 First Round	
Points In A Quarter	17 (2nd Qtr.)
at SW Missouri State, 1989 First Round	
First Downs	25
at Northern Iowa, 2001 First Round	
Rushing Yardage	299
at SW Missouri State, 1989 First Round	
Rushing Attempts	54
at SW Missouri State, 1989 First Round	
Rushing Average Per Play	6.0
at App. St., 2011 Second Round	
Passing Yardage	330
at Northern Iowa, 2001 Quarterfinals	
Pass Completions	29
at Northern Iowa, 2001 Quarterfinals	
Pass Attempts	42
at Northern Iowa, 2001 Quarterfinals	
Pass Completion Percentage	65.9
at Northern Iowa, 2001 Quarterfinals	
Touchdown Passes	3
at App. St., 2011 Second Round	
at Northern Iowa, 2001 Quarterfinals	
Touchdown Passes	3
Warren Smith at Appalachian St. (2011)	
Jake Eaton at Northern Iowa (2001)	
Total Offense	475
at Northern Iowa, 2001 Quarterfinals	
Fumbles Lost	3
at Northern Iowa, 2001 Quarterfinals	
Turnovers	4 (2x)
Last: at Northern Iowa, 2008 First Round	
Sacks	3
at App. St., 2011 Second Round	
at Appalachian State, 2002 First Round	
vs. New Hampshire, 2013 Second Round	
Time Of Possession	32:22
at App. St., 2011 Second Round	
Attendance	15,291
at App. St., 2011 Second Round	
Longest Scoring Play (Yards)	88 (kickoff return)
vs. New Hampshire, 2013 Second Round	



Sergio Hebra

## Individual Records



Maine celebrates after knocking off McNeese State in 2001.

### >> RUSHING

Yardage	205
Carl Smith at SW Missouri State (1989)	
Attempts	33
Royston English at McNeese State (2001)	
Average (min. 10 attempts)	6.8
Carl Smith at SW Missouri State (1989)	
Touchdowns	2
Carl Smith at SW Missouri State (1989)	
Longest Touchdown Run	54
David Hood at Appalachian State (2011)	

### >> PASSING

Yardage	330
Jake Eaton at Northern Iowa (2001)	
Completions	29
Jake Eaton at Northern Iowa (2001)	
Attempts	44
Jake Eaton at Northern Iowa (2001)	
Completion Percentage (min. 10 att.)	65.9
Jake Eaton at Northern Iowa (2001)	
Touchdown Passes	3
Warren Smith at Appalachian St. (2011)	
Jake Eaton at Northern Iowa (2001)	
Interceptions Thrown	4
Mike Brusko at Northern Iowa (2008)	

### >> RECEIVING

Yardage	174
Stefan Gomes at Northern Iowa (2001)	
Receptions	14
Stefan Gomes at Northern Iowa (2001)	
Average Reception Yardage (min. 3 att.)	23.4
Damarr Aultman at App. St. (2011)	
Touchdowns	2
Damarr Aultman at App. St. (2011)	
Stefan Gomes at Northern Iowa (2001)	
Longest Touchdown Reception	44
Damarr Aultman at App. St. (2011)	

### >> SCORING

Points	14
Carl Smith at SW Missouri State (1989)	
Touchdowns	2 (4x)
Last: Damarr Aultman at App. St. (2011)	
Kicking Points	9
Lance McCleish at SW Missouri State (1989)	
Extra Points	4 (3x)
Last: Brian Harvey at App. St. (2011)	

### >> CAREER PLAYOFF LEADERS (TOP FIVE)

Rank	Name	Games	Yards
1.	Marcus Williams	4	281
2.	Carl Smith	1	205
3.	Puhsaun Brown	3	154
4.	Royston English	1	144
5.	Ben Sirmans	1	97

### Passing Yardage

Rank	Name	Games	Yards
1.	Jake Eaton	2	505
2.	Warren Smith	2	479
3.	Mike Buck	2	353
4.	Marcus Wasilewski	1	229
5.	Jon Meczywor	3	185
6.	Mike Brusko	1	180

### Receptions

Rank	Name	Games	Rec.
1.	Stefan Gomes	2	21
2.	Damarr Aultman	3	16
3.	Arthur Williams	3	13
4.	Chad Hayes	2	11
5.	Derek Session	3	10
T6.	John Gelsomino	4	7
T6.	Christian Pereira	4	7

### >> TOP SINGLE GAME PERFORMANCES

Yards	Name (Game)
205	Carl Smith (at SWMS, 1989)
157	Marcus Williams (at ASU, 2002)
144	Royston English (at McN. St., 2001)
113	Marcus Williams (at GSU, 2002)
111	Puhsaun Brown (at ASU, 2011)

### Passing Yardage

Yards	Name (Game)
330	Jake Eaton (at UNI, 2001)
250	Warren Smith (at ASU, 2011)
229	Mike Buck (at GSU, 1987)
229	Marcus Wasilewski (vs. UNH 2013)
180	Mike Brusko (at UNI, 2008)
175	Jake Eaton (at McN. St., 2001)

### Receiving Yardage

Yards	Name (Game)
174	Stefan Gomes (at UNI, 2001)
117	Damarr Aultman (at ASU, 2011)
113	Sergio Hebra (at GSU, 1987)
108	Stefan Gomes (at McN. St., 2001)
81	Arthur Williams (vs. UNH, 2013)
79	Chad Hayes (at UNI, 2001)

## Opponent Team Records

### >> TOP TEAM PERFORMANCES

First Downs	23
Georgia Southern, 2011	
New Hampshire, 2013	
Rushing Yardage	416
Georgia Southern, 2002	
Rushing Attempts	67
Georgia Southern, 2011	
Rushing Average Per Play	6.6
Georgia Southern, 2002	
Passing Yardage	315
New Hampshire, 2013	
Pass Completions	26
Appalachian State, 2011	
Pass Attempts	45
Appalachian State, 2011	
Pass Completion Percentage	78.6
Southwest Missouri State, 1989	
Interceptions Thrown	2 (3x)
Last: Appalachian State, 2011	
Total Offense	495
New Hampshire, 2013	
Fumbles Lost	1 (4x)
Last: New Hampshire, 2013	
Turnovers	3
McNeese State, 2001	

## Opponent Ind. Records

### >> RUSHING

Yardage	195
Vick King (McNeese State), 2001	
Attempts	33
Vick King (McNeese State), 2001	
Touchdowns	3 (2x)
Last: Adam Benge (Northern Iowa), 2001	

### >> PASSING

Yardage	299
Griff Jurgens (Northern Iowa), 2001	
Completions	16
Sean Goldrich (New Hampshire), 2013	
Attempts	27
Sean Goldrich (New Hampshire), 2013	
Touchdown Passes	3
Sean Goldrich (New Hampshire), 2013	
Interceptions Thrown	2 (3x)
Last: Jamal Jackson (App. St.), 2011	

### >> RECEIVING

Yardage	110
Ben Sanderson (Northern Iowa), 2001	
Receptions	7
Brian Quick (App. St.), 2011	
Touchdowns	2 (3x)
Last: Justin Mello (New Hampshire), 2013	

### >> SCORING

Points	18 (3x)
Last: D. Swope (Georgia Southern), 2011	
Touchdowns	3 (2x)
Last: Adam Benge (Northern Iowa), 2001	
Kicking Points	11
Mike MacArthur (New Hampshire), 2013	
Extra Points	8
Mac Hoambrecker (Northern Iowa), 2001	



## 1987 Playoffs

### First Round

Georgia Southern 31, Maine  
Nov. 28, 1987  
Statesboro, Ga. // Paulson

	1	2	3	4	OT	F
Maine	14	14	0	0	0	28
Ga. South.	7	3	11	7	3	31

UM-Hebra 23 pass from Buck (Berjestedt kick); GS-Gross 13 run (Foley kick); UM-Buck 1 run (Berjestedt kick); UM-Fox 2 run (Berjestedt kick); GS-Foley 32 FG; UM-Wood 1 run (Berjestedt kick); GS-Thompson 4 run (Gross run); GS-Foley 32 FG; GS-Ross 12 run (Foley kick); GS-Foley 42 FG.

Team Statistics	UM	GSU
First Downs	21	22
Rushes-Yds (Net)	35-127	66-384
Passing Yds (Net)	229	66
Cmp-Att-Int	18-32-2	7-15-1
Total Plays-Yds	67-356	81-450
Time/Possession	26:32	33:28

Rushing: UM-Fox 7-28, Dorsey 7-18, Wood 11-51, Buck 10-30. GS-Ross 23-86, Gross 18-173, Thompson 10-49, G. Miller 7-56, Johnson 6-17, K. Miller 1-2, Taylor 1-1.

Passing: UM-Buck 18-32-2-229. GS-Gross 7-15-1-66.

Receiving: UM-Wood 1-2, Hebra 5-113, Strzelczyk 1-15, Gordon 1-20, Dorsey 1-4, Fox 1-(-3), Knox 1-16, Venditto 5-42, Lanza 2-20. GS-Belser 3-27, K. Miller 1-9, Johnson 1-3, Barron 1-12, Thompson 1-15.

Attendance: 9,440.

## 1989 Playoffs

### First Round

SW Missouri State 38, Maine 35  
Nov. 25, 1989  
Springfield, Mo. // Briggs Stadium

	1	2	3	4	OT	F
Maine	3	17	8	7	-	35
SMS	0	14	14	10	-	38

UM-McCleish 24 FG; UM-Smith 9 run (McCleish 1 run (McCleish kick)); SMS-Smith 7 run (Potthast kick); UM-McCleish 47 FG; SMS-Smith 11 run (Potthast kick); UM-Dupree 33 pass from Buck (Smith run); SMS-Carney 1 run (Potthast kick); SMS-Carney 13 run (Potthast kick); UM-Smith 35 run (McCleish kick); SMS-Potthast 33 FG.

Team Statistics	UM	SMS
First Downs	26	22
Rushes-Yds (Net)	54-299	46-248
Passing Yds (Net)	130	161
Cmp-Att-Int	11-21-1	11-14-0
Total Plays-Yds	75-429	60-409
Time/Possession	32:18	27:42

Rushing: UM-Smith 30-205, Buck 6-(-3), Sirmans 18-97. SMS-Smith 10-53, Jenkins 13-66, Gilbert 3-13, Collins 6-70, McConico 2-4, Frost 4-26, Carney 8-16.

Passing: UM-Buck 10-20-2-124, DelRosso 1-1-0-6. SMS-Smith 7-7-0-103, Carney 4-7-0-58.

Receiving: UM-Shaw 1-8, Dupree 4-69, Smith 2-12, Sirmans 1-7, Roth 2-28, Ballard 1-6. SMS-Gilbert 3-28, Adams 1-44, Collins 3-41, Rapert 1-15, Eden 2-29.

Attendance: 7,270.

## 2001 Playoffs

### First Round

Maine 14, McNeese State 10  
Dec. 1, 2001  
Lake Charles, La. // Cowboy

	1	2	3	4	OT	F
Maine	0	0	14	0	-	14
MSU	0	0	10	0	-	10

MS-Hebert 42 FG; UM-Hayes 27 pass from Eaton (DeVinney kick); MS-King 58 run (Hebert kick); UM-English 4 run (DeVinney kick).

Team Statistics	UM	MSU
First Downs	22	14
Rushes-Yds (Net)	41-196	45-250
Passing Yds (Net)	175	86
Cmp-Att-Int	13-37-2	8-17-2
Total Plays-Yds	78-371	62-336
Time/Possession	31:54	28:06

Rushing: UM-English 33-144, Eaton 5-41, Williams 2-8, Henry 1-3. MSU-King 33-195, Lawton 6-51, Martin 2-12, Sams 1-6, Robin 1-5, Nagle 2-(-19).

Passing: UM-Eaton 13-37-2-175. MSU-Nagle 8-17-2-86.

Receiving: UM-Gomes 7-108, Hayes 4-49, Minor 2-18. MSU-Martin 4-25, King 2-28, Lawton 1-19, Sams 1-14.

Attendance: 12,450.

## 2001 Playoffs

### Quarterfinals

Northern Iowa 56, Maine 28  
Dec. 8, 2001  
Cedar Falls, Iowa // UNI Dome

	1	2	3	4	OT	F
Maine	7	14	7	0	-	28
UNI	14	7	14	21	-	56

UNI-Hoambrecker 43 FG; UM-Gomes 3 pass from Eaton (DeVinney kick); UNI-Carter 8 run (Hannam pass); UM-Henry 3 run (DeVinney kick); UNI-Benge 3 run (Hoambrecker kick); UM-Gomes 18 pass from Eaton (DeVinney kick); UNI-Soliday 23 pass from Jurgens (Hoambrecker kick); UM-Hayes 12 pass from Eaton (DeVinney kick); UNI-Benge 63 run (Hoambrecker kick); UNI-Soliday 35 pass from Jurgens (Hoambrecker kick); UNI-Benge 5 run (Hoambrecker kick); UNI-Harris 47 INT return (Hoambrecker kick).

Team Statistics	UM	UNI
First Downs	25	18
Rushes-Yds (Net)	34-163	34-199
Passing Yds (Net)	330	299
Cmp-Att-Int	29-42-1	12-26-2
Total Plays-Yds	78-475	60-480
Time/Possession	31:30	28:30

Rushing: UM-Henry 15-79, Gomes 1-20, Gelsomino 4-18, Momah 3-18, Eaton 9-25, Williams 1-3, Meczywor 1-(-6). UNI-Benge 12-114, Carter 14-68, Fiech 3-11, Moothart 1-4, Jurgens 4-2.

Passing: UM-Eaton 29-42-1-330. UNI-Jurgens 12-26-2-299.

Receiving: UM-Gomes 14-174, Hayes 7-79, Gelsomino 4-47, Minor 4-30. UNI-Mays 4-92, Soliday 3-76, Sanderson 2-110, Hannam 1-9, Benge 1-7, Seitz 1-5.

Attendance: 9,525.

## 2002 Playoffs

### First Round

Maine 14, Appalachian State 13  
Nov. 30, 2002  
Boone, N.C. // Kidd Brewer

	1	2	3	4	OT	F
Maine	0	0	7	7	-	14
ASU	0	0	10	3	-	13

ASU-Burchette 1 run (Wright kick); ASU-Wright 19 FG; UM-Ry. Waller 27 pass from Meczywor (Mellow kick); ASU-Wright 47 FG; UM-Williams 41 run (Mellow kick).

Team Statistics	UM	ASU
First Downs	16	16
Rushes-Yds (Net)	44-228	42-226
Passing Yds (Net)	86	73
Cmp-Att-Int	7-15-0	9-17-1
Total Plays-Yds	59-292	59-251
Time/Possession	32:03	27:57

Rushing: UM-Williams 29-157, Meczywor 12-38, Momah 2-9, Gelsomino 1-2. ASU-Bear 18-119, Jackson 6-69, Thomas 4-13, Hoover 3-3, Burchette 10-(-9), Williams 1-(-17).

Passing: UM-Meczywor 7-15-0-86. ASU-Burchette 9-17-1-73.

Receiving: UM-Pereira 3-38, Ry. Waller 1-27, McMahan 1-13, Fusco 1-4, Gelsomino 1-4. ASU-Fowlkes 3-19, Layton 2-3, Hoover 1-21, Little 1-14, White 1-11, Hayward 1-5.

Attendance: 4,311.

## 2002 Playoffs

### Quarterfinals

Georgia Southern 31, Maine 7  
Dec. 7, 2002  
Statesboro, Ga. // Paulson Stadium

	1	2	3	4	OT	F
Maine	7	0	0	0	-	7
GSU	7	7	3	14	-	31

GSU-Walden 23 run (Shelton kick); UM-McMahan 34 pass from Meczywor (Mellow kick); GSU-Austin 7 run (Shelton kick); GSU-Shelton 36 FG; GSU-Williams 2 run (Shelton kick); GSU-Williams 5 run (Shelton kick).

Team Statistics	UM	GSU
First Downs	18	22
Rushes-Yds (Net)	40-162	63-416
Passing Yds (Net)	99	40
Cmp-Att-Int	8-22-1	1-3-1
Total Plays-Yds	62-261	66-456
Time/Possession	29:23	30:37

Rushing: UM-Williams 23-113, Momah 7-36, Meczywor 8-9, Gelsomino 1-4, Legree 1-0. GSU-Austin 27-143, Williams 20-106, Walden 7-82, Myers 8-73, Davis 1-12.

Passing: UM-Meczywor 8-22-1-99. GSU-Williams 1-3-1-40.

Receiving: UM-Pereira 4-38, Gelsomino 2-24, McMahan 1-34, Ry. Waller 1-3. GSU-Owens 1-40.

Attendance: 6,708.

## 2008 Playoffs

### First Round

Northern Iowa 40, Maine 15  
Nov. 29, 2008  
Cedar Falls, Iowa // UNI Dome

	1	2	3	4	OT	F
Maine	0	7	0	8	-	15
UNI	7	16	3	14	-	40

UNI-Law 2 run (Hallgren kick); UM-Session 2 run (Waxman kick); UNI-Herring 42 pass from Grace (Hallgren kick); UNI-Team safety; UNI-Herring 55 pass from Grace (Hallgren kick); UNI-Hallgren 39 FG; UNI-Lewis 2 run (Hallgren kick); UM-Session 10 pass from Brusko (Fersner pass from Brusko); UNI-Law 10 run (Hallgren kick).

Team Statistics	UM	UNI
First Downs	13	22
Rushes-Yds (Net)	33-84	42-193
Passing Yds (Net)	180	229
Cmp-Att-Int	15-23-4	15-24-1
Total Plays-Yds	56-264	66-422
Time/Possession	29:10	30:50

Rushing: UM-Williams 1-31, Turcotte 5-23, Fluellen 5-11, Session 4-9, Brown 4-6, Brusko 13-5, Team 1-(-1). UNI-Lewis 14-77, Law 12-64, Grace 16-54.

Passing: UM-Brusko 15-23-4-180. UNI-Grace 15-24-1-229

Receiving: UM-Session 5-70, Fersner 3-53, Williams 2-14, Turcotte 2-14, Fluellen 1-15, Jones 1-8, Brown 1-6. UNI-Herring 3-102, Mahaffey 3-33, Turner 2-36, Hord 2-22, Law 2-4, Lewis 2-3, Oordt 1-29.

Attendance: 8,477.

**Derek Session tied Maine's playoff record with two TDs at Northern Iowa in 2008.**







## 2011 playoffs

### First Round

Maine 34, Appalachian State 12

Dec. 3, 2011

Boone, N.C. // Kidd Brewer Stadium

	1	2	3	4	OT	F
Maine	7	6	14	7	-	34
App. St.	0	6	0	6	-	12

UM-Aultman 44 pass from Smith (Harvey kick); AS-Peacock 20 pass from Jackson (Stewart kick blocked); UM-Aultman 35 pass from Smith (Harvey kick blocked); UM-Ebeling 21 pass from Smith (Harvey kick); UM-Hood 54 run (Harvey kick); AS-Cadet 1 run (Stewart kick blocked); UM-Brown 31 run (Harvey kick).

Team Statistics	UM	ASU
First Downs	20	17
Rushes-Yds (Net)	36-216	25-3
Passing Yds (Net)	250	272
Cmp-Att-Int	17-26-1	26-45-2
Total Plays-Yds	62-466	70-275
Time/Possession	32:22	27:38

Rushing: UM-Brown 24-111; Hood 4-88; Smith 5-22; TEAM 1(-2); Treister 2(-3). ASU-Boney 7-16; Miller 2-3; Cadet 6(-4); Jackson 10(-12).

Passing: UM-Smith 17-26-1-250. ASU-Jackson 26-45-2-272.

Receiving: UM-Aultman 5-117; Perillo 4-48; Williams 4-42; Session 3-22; Ebeling 1-21. ASU-Quick 7-41; Peacock 6-75; Cadet 4-48; Jordan 4-27; Presley 2-33; Boney 2-32; Washington 1-16.

Attendance: 15,291.

## 2011 playoffs

### Quarterfinals

Georgia Southern 35, Maine 23

Dec. 10, 2011

Statesboro, Ga. // Paulson Stadium

	1	2	3	4	OT	F
Maine	7	3	13	0	-	23
GSU	14	7	14	0	-	35

GS-Shaw 2 run (Mora kick); GS-Wilcox 2 run (Mora kick); UM-Boone 91 KOR (Harvey kick); UM-Harvey 21 FG; GS-Wilcox 7 run (Mora kick); UM-Perillo 12 pass from Smith (Harvey kick); Shaw 1 run (Mora kick); GS-Showers 25 pass from Shaw (Mora kick); Ebeling 3 pass from Smith (Treister rush failed).

Team Statistics	UM	GSU
First Downs	15	23
Rushes-Yds (Net)	16-66	67-360
Passing Yds (Net)	229	116
Cmp-Att-Int	15-29-3	7-8-0
Total Plays-Yds	45-295	75-476
Time/Possession	17:36	42:24

Rushing: UM-Brown 9-38; Smith 6-35; TEAM 1(-7). GSU-Wilcox 8-99; Swope 23-81; Bryant 6-65; Hickey 6-43; Robinson 6-36; Brown 2-20; Shaw 14-19; TEAM 2(-3).

Passing: UM-Smith 15-29-3-229; GSU-7-8-0-116.

Receiving: UM-Aultman 6-108; Williams 4-89; Perillo 2-17; Session 2-12; Ebeling 1-3. GSU-Showers 2-34; Walker 2-15; Wilcox 1-32; Robinson 1-27; Brown 1-8.

Attendance: 12,886.

## 2013 playoffs

### Second Round

New Hampshire 41, Maine 27

Dec. 7, 2013

Orono, Maine // Alfond Stadium

	1	2	3	4	OT	F
New Hamp.	10	10	7	14	-	41
Maine	7	10	3	7	-	27

UNH - MacArthur, Mike 43 yd field goal; MAINE - Aultman, Damarr 88 yd kickoff return (Decloux, Sean kick); UNH - Mello, Justin 57 yd pass from Goldrich, Sean (MacArthur, Mike kick); MAINE - Decloux, Sean 21 yd field goal; UNH - Giansante, J. 48 yd pass from Goldrich, Sean (MacArthur, Mike kick); UNH - MacArthur, Mike 22 yd field goal; MAINE - Ebeling, John 9 yd pass from Wasilewski, Mar (Decloux, Sean kick); UNH - Mello, Justin 3 yd pass from Goldrich, Sean (MacArthur, Mike kick); MAINE - Decloux, Sean 28 yd field goal; UNH - Setian, Chris 12 yd run (MacArthur, Mike kick); UNH - Setian, Chris 7 yd run (MacArthur, Mike kick); MAINE - Perillo, Justin 18 yd pass from Wasilewski, Mar. (Decloux, Sean kick)

Team Statistics	UNH	UM
First Downs	23	18
Rushes-Yds (Net)	43-180	29-155
Passing Yds (Net)	315	229
Cmp-Att-Int	17-28-0	21-39-2
Total Plays-Yds	71-495	68-384
Time/Possession	30:01	29:59

Rushing: UNH-Steriti, Nico 14-74; Setian, Chris 10-54; Goldrich, Sean 14-33; Harris, R.J. 2-17; Crossan, Dalton 2-4; TEAM 1-minus 2.

Maine-Wasilewski, Mar 15-71; Stevens, Rickey 12-65; Jones, Nigel 2-19.

Passing UNH-Goldrich, Sean 16-27-0-291; Steriti, Nico 1-1-0-24. Maine-Wasilewski, Mar 21-39-2-229.

Receiving: UNH-Harris, R.J. 6-85; Mello, Justin 5-90; Giansante, J. 2-61; Spears, Harold 2-53; Steriti, Nico 2-26. Maine-Williams, Arthur 5-81; Aultman, Damarr 5-39; Stevens, Rickey 4-54; Perillo, Justin 2-29; Ebeling, John 2-13; Jones, Nigel 2-8; Johnson, Derric 1-5.

Attendance: 7,992.



**The Black Bears hosted their first-ever playoff game on Dec. 7, 2013 against New Hampshire**



**A packed Alfond Stadium vs. UNH, Dec. 7, 2013**





## Records vs. All Opponents


Team	W	L	T	Team	W	L	T
Albany	3	5	0	Liberty	1	0	0
American International	4	0	0	Lock Haven	2	0	0
Appalachian State	2	0	0	Lowell Textile	4	0	0
Army	0	4	0	Massachusetts	16	41	1
Army "B"	1	0	0	McNeese State	2	0	0
Arnold	3	0	0	Middlebury	1	0	0
Bangor High	1	3	1	Milliken	0	1	0
Bar Harbor	3	0	0	Mississippi State	1	0	0
Bates	39	30	7	MIT	1	0	0
Boston College	3	5	0	Monmouth	2	0	0
Boston University	7	24	1	Montana	0	2	0
Bowdoin	38	21	7	Morgan State	1	0	0
Bryant	3	1	0	Nebraska	0	1	0
Bucknell	3	3	0	New Hampshire	43	52	8
Buffalo	3	3	0	NYU	0	1	0
Central Connecticut State	7	1	0	Norfolk State	2	0	0
Central Florida	0	2	0	Northeastern	25	16	0
The Citadel	0	2	0	Northwestern	0	1	0
Colby	48	24	3	Northern Colorado	1	0	0
Colgate	1	2	0	Northern Iowa	0	1	0
Columbia	0	3	0	Norwich	3	2	0
Connecticut	31	39	3	Philips Andover	0	1	0
CW Post	1	1	0	Princeton	1	1	0
Dartmouth	1	7	0	Rhode Island	56	34	3
Dayton	0	1	0	Richmond	13	12	0
Delaware	10	23	0	Rutgers	0	1	0
East Carolina	0	1	0	Saint Anselm's	1	0	0
Edward Little	1	0	0	Shaw	1	0	0
EMCS	1	0	0	Southern Connecticut	3	0	0
Elon	1	0	0	Springfield	1	1	0
Florida International	2	0	0	St. Mary's (Canada)	1	0	0
Fordham	1	1	0	Stevens Institute of Tech.	0	1	0
Fort McKinley	9	0	0	Stony Brook	2	2	0
Fort Preble	2	0	0	SW Missouri State	0	1	0
Fort Williams	4	0	0	Syracuse	0	1	0
Georgia Southern	0	2	0	Tampa	0	1	0
Georgia State	1	0	0	Towson	6	4	0
Harvard	0	11	0	Tufts	7	8	0
Hawai'i	0	1	0	U.S. Merch. Marine Acad.	1	0	0
Hofstra	8	10	0	Vermont	24	6	1
Holy Cross	0	5	1	Villanova	9	9	0
Howard	6	0	0	VMI	0	1	0
Illinois State	1	0	0	Western Carolina	0	1	0
Iona	1	0	0	William & Mary	4	7	0
Iowa	0	1	0	William Penn	1	0	0
James Madison	4	10	0	Yale	0	7	1
Kutztown	2	0	1	Youngstown State	2	3	0
Lafayette	8	2	0	<b>Totals</b>	<b>513</b>	<b>483</b>	<b>38</b>
Lehigh	2	6	0				

## All-Time Coaching Records

Name (Tenure at Maine)	Seasons	Record	Winning Percentage
Chesely Johnston (1892)	1	0-2	.000
Wildes Veazie (1893)	1	0-5	.000
P. Folsom (1895)	1	1-4	.200
Jack Abbott (1896)	1	1-3-2	.333
Harry Robinson (1897)	1	1-2	.333
James Coombs (1898)	1	0-4	.000
W.B. Hopkins (1899)	1	2-3	.400
Ernest Burton (1900)	1	4-4	.500
Wells Farley (1901; 1903)	2	12-4	.750
E.N. Robinson (1902)	1	6-2	.750
S. King (1904)	1	3-4	.429
Frank McCoy (1905-08)	4	10-15-4	.414
George Schildmiller (1909)	1	3-4-1	.438
Edgar Wingard (1910-11)	2	10-3-2	.733
Thomas Reilly (1912-13)	2	12-3-1	.781
E.B. Cochems (1914)	1	6-3	.667
Thomas Hughlitt (1915-16)	2	6-7-3	.469
Thomas McCann (1917)	1	1-3	.250
Captain Aldworth (1918)	1	3-1	.750
James Baldwin (1919-20)	2	9-4-3	.656
Fred Brice (1921-40)	20	79-58-9	.572
George Allen (1941; 1946-48)	4	15-11-2	.571
William Kenyon (1942; 1944-45)	3	4-11	.267
Sam Sezak (1943)	1	0-1	.000
David Nelson (1949-50)	2	7-5-2	.571
Harold Westerman (1951-66)	16	80-38-7	.668
Walter Abbott (1967-75)	9	27-53	.338
Jack Bicknell (1976-80)	5	18-35-1	.343
Ron Rogerson (1981-1984)	4	19-23-1	.453
Buddy Teevens (1985-86)	2	13-9	.591
Tim Murphy (1987-88)	2	15-8	.652
Tom Lichtenberg (1989)	1	9-3	.750
Kirk Ferentz (1990-92)	3	12-21	.364
Jack Cosgrove (1993-Present)	21	126-127	.500
<b>Totals</b>	<b>122</b>	<b>513-483-38</b>	<b>.496</b>



Kirk Ferentz



Walt Abbott



Harold Westerman won a then school-best 80 games from 1951-66.



# All-Time Results

<b>1892 (0-2)</b>	
Coach: Chesely Johnston	
Capt.: Harry Smith	
Colby	L 0 12
Bangor High	L 3 33
<b>1893 (0-5)</b>	
Coach: Wildes Veazie	
Capt.: Marcus Urann	
Bangor High	L 4 10
Colby	L 4 30
Bates	L 0 18
Bates	L 6 52
Bowdoin	L 10 12
<b>1894 (0-1)</b>	
Coach: None	
Capt.: Harvey White	
Bangor High	L 0 6
<b>1895 (1-4)</b>	
Coach: P. Folsom	
Capt.: Haller Seavey, Charles Pearce	
Foxcroft Academy	W 22 0
Colby	L 6 18
Colby	L 0 56
Bates	L 0 20
Bates	L 0 18
<b>1896 (1-3-2)</b>	
Coach: Jack Abbott	
Capt.: Charles Sawyer	
Bowdoin	L 6 12
Colby	L 0 10
Bates	T 4 4
Bates	W 24 0
Colby	L 0 4
Bangor High	T 0 0
<b>1897 (1-2)</b>	
Coach: Harry Robinson	
Capt.: Charles Sawyer	
Bates	L 6 8
Bates	L 4 5
MIT	W 14 0
<b>1898 (0-4)</b>	
Coach: James Coombs	
Capt.: Allen Bird	
Bates	L 0 36
Bowdoin	L 0 28
Foxcroft Acad.	W 60 0
Bates	L 0 34
Colby	L 5 6
<b>1899 (2-3)</b>	
Coach: W.B. Hopkins	
Capt.: Allen Bird	
Bowdoin	L 0 14
Colby	W 26 0
Bates	L 0 16
Bates	L 0 27
Colby	W 5 0
<b>1900 (4-4)</b>	
Coach: Ernest Burton	
Capt.: Ralph Wormell	
Edward Little	W 22 0
Fort Preble	W 16 0
Colby	L 0 5
Fort Preble	W 29 0
Bates	L 0 26
Colby	W 18 0
Bates	L 0 8
Bowdoin	L 0 38

<b>1901 (7-1)</b>	
Coach: Wells Farley	
Capt.: Carlos Dorticos	
Bar Harbor	W 5 0
Bar Harbor	W 5 0
Colby	W 12 0
Bates	W 6 0
Bates	W 17 0
Tufts	L 5 18
Colby	W 29 0
Bowdoin	W 22 5
<b>1902 (6-2)</b>	
Coach: E.N. Robinson	
Capt.: Carlos Dorticos	
Bar Harbor	W 18 0
EMCS	W 30 0
Colby	W 6 0
Harvard	L 0 23
Tufts	W 12 0
Bates	L 0 6
Colby	W 17 5
Bowdoin	W 11 0
<b>1903 (5-3)</b>	
Coach: Wells Farley	
Capt.: Charles Bailey	
S 26 New Hampshire	W 10 0
0 3 at Harvard	L 0 6
0 17 Colby	W 6 5
0 24 at New Hampshire	W 27 0
0 31 at Bowdoin	W 16 0
N 9 Bates	W 16 0
N 14 Holy Cross (at Bangor)	L 0 5
N 20 at Tufts	L 6 11
<b>1904 (3-4)</b>	
Coach: S. King	
Capt.: Charles Bailey	
Maine Central Institute	W 23 0
0 1 at Brown	W 6 0
0 8 at Harvard	L 0 23
0 15 New Hampshire	W 6 0
0 22 at Bates	L 0 6
0 29 Colby	L 11 12
N 5 Bowdoin	L 5 22
N 12 Tufts (at Bangor)	W 28 0
at Tufts	L 0 6
<b>1905 (3-3-1)</b>	
Coach: Frank McCoy	
Capt.: Arthur Bennett	
S 30 Kents Hill	W 22 0
0 7 at Harvard	L 0 22
0 14 at Brown	L 0 34
0 21 Colby	W 16 0
0 28 New Hampshire	W 12 0
N 4 Bates	T 0 0
N 11 at Tufts	L 0 12
N 18 at Bowdoin	W 18 0
<b>1906 (2-4-2)</b>	
Coach: Frank McCoy	
Capt.: John Burleigh	
S 22 New Hampshire	W 7 0
0 3 at Harvard	L 0 17
0 13 at Dartmouth	L 0 4
0 20 Holy Cross (P)	T 0 0
0 27 Tufts	L 0 6
N 3 at Colby	W 8 0
N 10 at Bates	T 0 0
N 17 Bowdoin	L 0 6
<b>1907 (2-4-1)</b>	
Coach: Frank McCoy	
Capt.: Harrison Higgins	
Hebron Acad.	T 0 0

0 5 at Harvard	L 0 30
0 12 at Brown	L 0 40
0 19 Dartmouth (P)	L 0 27
0 26 at Tufts	W 4 0
N 2 Bates	T 6 6
N 9 Colby	W 8 0
N 16 at Bowdoin	L 5 34
<b>1908 (3-4)</b>	
Coach: Frank McCoy	
Capt.: Harry White	
S 26 Ricker College	W 37 0
0 3 at Harvard	L 0 16
0 10 Fort McKinley	W 36 0
0 17 New Hampshire	W 6 4
0 24 Tufts	L 5 23
0 31 at Bates	W 6 0
N 7 at Colby	L 5 16
N 14 Bowdoin	L 0 10
<b>1909 (3-4-1)</b>	
Coach: George Schildmiller	
Capt.: Horace Cook	
S 25 Massachusetts	T 0 0
0 2 Fort McKinley	W 16 0
0 9 New Hampshire	W 16 0
0 16 at Harvard	L 0 17
0 23 at Tufts	L 0 9
0 30 Bates	W 15 6
N 6 Colby	L 6 17
N 13 Bowdoin	L 0 22
<b>1910 (4-1-2)</b>	
Coach: Edgar Wingard	
Capt.: William Parker	
S 24 Bangor High (exh.)	W 6 0
0 1 Fort McKinley	W 16 0
0 8 Vermont	T 0 0
0 15 Tufts	W 14 6
0 22 Massachusetts	W 29 2
0 29 at Bates	L 0 10
N 5 at Colby	W 6 0
N 12 Bowdoin	T 0 0
<b>1911 (6-2)</b>	
Coach: Edgar Wingard	
Capt.: William Parker	
S 23 Fort McKinley	W 19 0
S 30 Rhode Island	L 0 3
0 7 New Hampshire	W 12 0
0 14 at Tufts	W 6 0
0 21 Vermont	W 17 0
0 28 Bates	L 0 5
N 4 Colby	W 20 0
N 11 at Bowdoin	W 15 0
<b>1912 (7-1)</b>	
Coach: Thomas Reilly	
Capt.: Thomas Shepard	
S 21 Fort McKinley	W 34 0
S 28 at Harvard	L 0 7
0 5 Tufts	W 14 0
0 12 Rhode Island	W 18 0
0 19 St. Anselm	W 16 0
0 26 at Bates	W 7 6
N 2 at Colby	W 20 0
N 9 Bowdoin	W 17 0
<b>1913 (5-2-1)</b>	
Coach: Thomas Reilly	
Capt.: Allan Sawyer	
S 20 Boston College	W 6 0
S 27 at Harvard	L 0 34
0 4 at Yale	T 0 0
0 11 Rhode Island	W 44 0
0 18 at Tufts	L 6 19
0 25 Bates	W 34 0
N 1 Colby	W 3 0

N 8 at Bowdoin	W 9 0
<b>1914 (6-3)</b>	
Coach: E.B. Cochems	
Capt.: David Baker	
S 21 Fort McKinley	W 46 2
S 28 at Yale	L 0 20
0 3 Boston College	W 26 7
0 10 at Vermont	W 20 0
0 17 Norwich	W 64 0
0 24 Bates	W 37 0
0 31 at Colby	L 0 14
N 7 Bowdoin	W 27 0
N 14 at Army	L 0 28
<b>1915 (6-3)</b>	
Coach: Thomas Hughlitt	
Capt.: Charles Ruffner	
S 18 Fort McKinley	W 7 0
S 25 at Yale	L 0 37
0 2 at Dartmouth	L 0 34
0 9 Vermont	W 14 0
0 16 Boston College	W 14 0
0 23 Bates	W 29 14
0 30 Colby	W 31 6
N 6 at Bowdoin	W 23 13
N 13 at Army	L 0 24
<b>1916 (0-4-3)</b>	
Coach: Thomas Hughlitt	
Capt.: William Gorham	
S 30 New Hampshire	T 0 0
0 7 at Colgate	L 0 28
0 14 Rhode Island	L 0 13
0 21 at Bates	L 0 6
0 28 at Colby	T 0 0
N 4 Bowdoin	T 7 7
N 11 Army	L 3 17
<b>1917 (1-3)</b>	
Coach: Thomas McCann	
Capt.: Thomas Davis	
0 13 Maine HFA	L 6 27
0 13 Milliken (P)	L 6 27
0 20 Bates	L 0 6
N 3 at Bowdoin	W 14 0
N 10 at New Hampshire	L 0 27
<b>1918 (3-1)</b>	
Coach: Captain Aldworth	
Capt.: George Ginsburg	
ME-Portland NAS	T 14 14
0 26 Bates	W 6 0
0 26 Bangor High	W 6 0
N 2 at Bowdoin	L 0 7
N 9 Colby	W 9 3
<b>1919 (6-1)</b>	
Coach: James Baldwin	
Capt.: Clyde Stewart	
0 4 Fort McKinley	W 55 0
0 11 Fort Williams	W 82 0
0 18 at Army	L 0 6
0 25 at Bates	W 26 17
N 1 at Colby	W 25 0
N 8 Bowdoin	W 18 0
N 15 at New Hampshire	W 7 3
<b>1920 (3-3-3)</b>	
Coach: James Baldwin	
Capt.: Raymond Smith	
S 18 Fort McKinley	W 58 0
S 25 Boston University	T 0 0
0 2 at Harvard	L 0 41
0 9 at Brown	L 7 32
0 16 Rhode Island	T 7 7
0 23 Bates	W 14 8
0 30 Colby	W 22 0



0 8	Lowell Textile	W	34	0
0 15	Rhode Island	W	7	3
0 22	at Bates	T	7	7
0 29	at Colby	L	0	3
N 5	Bowdoin	L	7	14
N 12	at Stevens Institute	L	7	34

**1922 (6-2)**  
 Coach: Fred Brice  
 Capt.:Raymond Lunge

S 23	Connecticut	W	14	0
S 30	Vermont	L	0	7
0 7	Dartmouth	L	0	19
0 14	Norwich	W	12	0
0 21	Bates	W	19	6
0 28	Colby	W	14	0
N 4	Bowdoin	W	7	6
N 11	New Hampshire	W	14	7

**1923 (5-3)**  
 Coach: Fred Brice  
 Capt.:Henry Small

S 22	Rhode Island	W	14	0
S 29	at Vermont	L	6	7
0 6	at Dartmouth	L	0	6
0 13	at Connecticut	W	7	0
0 20	Bates	W	12	7
0 27	at Colby	L	0	7
N 3	Bowdoin	W	28	6
N 13	New Hampshire	W	13	0

**1924 (4-3-1)**  
 Coach: Fred Brice  
 Capt.:George Gruhn

S 27	at Rhode Island	W	37	0
0 4	Boston University	L	0	6
0 11	Connecticut	L	0	3
0 18	Bates	W	20	0
0 25	Colby	W	12	0
N 1	at Bowdoin	T	0	0
N 8	New Hampshire	L	0	32
N 15	Tufts	W	14	13

**1925 (5-2-1)**  
 Coach: Fred Brice  
 Capt.:Oren Fraser

S 26	Fort Williams	W	33	0
0 3	Tufts	L	6	7
0 10	at Connecticut	W	7	0
0 17	at Dartmouth	L	0	56
0 24	Bates	W	16	7
0 31	at Colby	W	27	6
N 7	Bowdoin	W	28	14
N 14	New Hampshire	T	0	0

**1926 (7-1)**  
 Coach: Fred Brice  
 Capt.:Paul Lamoreau

S 25	Fort Williams	W	7	6
0 2	at Rhode Island	W	7	0
0 9	at Middlebury	W	34	0
0 16	Connecticut	W	21	0
0 23	Bates	W	33	0
0 30	Colby	W	7	6
N 6	at Bowdoin	W	21	6
N 13	at New Hampshire	L	7	14

**1927 (6-1)**  
 Coach: Fred Brice  
 Capt.:Moses Nanigan

0 1	Rhode Island	W	27	0
0 8	at Connecticut	W	14	13
0 15	Fort Williams	W	97	0
0 22	at Bates	W	67	0
0 29	at Colby	L	0	17
N 5	Bowdoin	W	27	0
N 12	New Hampshire	W	13	6

**1928 (4-1-2)**  
 Coach: Fred Brice  
 Capt.:James Buzzell

S 29	Rhode Island	W	20	6
0 6	at Yale	L	0	27
0 13	Connecticut	T	0	0
0 20	at New Hampshire	W	7	0
0 27	Bates	W	46	0
N 3	Colby	T	0	0
N 10	at Bowdoin	W	26	0

**1929 (2-5)**  
 Coach: Fred Brice  
 Capt.:Lavon Zakarian

S 28	Rhode Island	W	6	0
0 5	at Boston College	L	0	42
0 12	at Connecticut	L	7	20
0 19	New Hampshire	L	7	21
0 26	at Bates	L	0	6
N 2	at Colby	L	7	13
N 9	Bowdoin	W	25	6

**1930 (3-4)**  
 Coach: Fred Brice  
 Capt.:Cecil Horne

S 27	at Yale	L	0	38
0 4	Rhode Island	W	13	12
0 11	Connecticut	W	13	0
0 18	at New Hampshire	L	6	14
0 25	Bates	L	0	2
N 1	Colby	W	14	6
N 8	at Bowdoin	L	7	13

**1931 (4-3)**  
 Coach: Fred Brice  
 Capt.:James Sims

S 26	Rhode Island	L	7	8
0 3	at Yale	L	0	19
0 10	at Connecticut	W	8	0
0 17	New Hampshire	L	7	12
0 24	at Bates	W	9	6
0 31	at Colby	W	19	7
N 7	Bowdoin	W	20	0

**1932 (5-1-1)**  
 Coach: Fred Brice  
 Capt.:Julius Pike

S 24	Rhode Island	W	12	0
0 1	Connecticut	W	33	0
0 8	at Holy Cross	L	6	32
0 15	at New Hampshire	T	7	7
0 22	Bates	W	6	0
0 29	Colby	W	6	0
N 5	Bowdoin	W	7	6

**1933 (4-3)**  
 Coach: Fred Brice  
 Capt.:Phillip Parsons

S 30	Rhode Island	L	0	6
0 7	at Yale	L	7	14
0 14	Lowell Textile	W	14	0
0 21	New Hampshire	L	0	6
0 28	at Bates	W	12	7
N 4	at Colby	W	18	7
N 11	at Bowdoin	W	12	0

**1934 (4-3)**  
 Coach: Fred Brice  
 Capt.:George Cobb

S 29	Rhode Island	L	0	6
0 6	Lowell Textile	W	46	0
0 13	at Dartmouth	L	0	27
0 20	at New Hampshire	L	7	24
0 27	Bates	W	12	0
N 3	Colby	W	20	6
N 10	at Bowdoin	W	13	0

**1935 (3-3-1)**  
 Coach: Fred Brice  
 Capt.:Albert Doherty

S 28	Rhode Island	W	7	0
0 5	Holy Cross	L	0	47
0 12	New Hampshire	W	13	2
0 19	Arnold	W	26	0
0 26	Bates	L	7	26
N 2	Colby	L	0	12
N 9	Bowdoin	T	13	13

**1936 (4-3)**  
 Coach: Fred Brice  
 Capt.:Morris Procter

S 26	Rhode Island	L	0	7
0 3	at Columbia	L	0	34
0 10	at New Hampshire	W	27	6
0 17	Lowell Textile	W	21	0
0 24	Bates	W	21	19
0 31	Colby	W	14	7

N 7	at Bowdoin	L	7	14
-----	------------	---	---	----

**1937 (2-3-2)**  
 Coach: Fred Brice  
 Capt.:Ernest Reidman

S 25	Rhode Island	T	0	0
0 2	at Yale	L	0	26
0 9	New Hampshire	L	0	13
0 16	Arnold	W	13	0
0 23	at Bates	L	0	7
0 30	at Colby	W	13	0
N 6	Bowdoin	T	6	6

**1938 (3-4)**  
 Coach: Fred Brice  
 Capt.:Dana Drew

S 24	Rhode Island	L	6	14
0 1	at New York University	L	0	19
0 8	at New Hampshire	W	21	0
0 15	Connecticut	W	13	0
0 22	Bates	W	23	6
0 29	Colby	L	14	19
N 5	at Bowdoin	L	6	13

**1939 (5-2)**  
 Coach: Fred Brice  
 Capt.:Richard Dyer

S 30	Arnold	W	47	0
0 7	Rhode Island	W	14	0
0 14	New Hampshire	W	6	0
0 21	at Connecticut	W	20	7
0 28	at Bates	L	0	6
N 4	at Colby	L	6	7
N 11	Bowdoin	W	12	6

**1940 (1-6)**  
 Coach: Fred Brice  
 Capt.:Roger Stearns

S 23	Rhode Island	W	7	0
0 5	at Columbia	L	0	15
0 12	at New Hampshire	L	14	20
0 19	Connecticut	L	6	13
0 26	Bates	L	6	7
N 2	Colby	L	0	20
N 9	at Bowdoin	L	0	19

**1941 (3-2-2)**  
 Coach: George E. Allen  
 Capt.:Edward Barrows

S 27	Rhode Island	L	13	20
0 4	Northeastern	W	14	12
0 11	New Hampshire	T	7	7
0 18	at Connecticut	W	14	13
0 25	at Bates	L	6	13
N 1	at Colby	T	13	13
N 8	Bowdoin	W	19	14

**1942 (2-4)**  
 Coach: William Kenyon  
 Capt.: Ray Neal, Robert Nutter

0 3	at Columbia	L	2	34
0 10	at New Hampshire	L	7	20
0 17	Connecticut	L	7	26
0 24	Bates	W	9	7
0 31	Colby	W	29	6
N 7	at Bowdoin	L	6	12

**1943 (0-1)**  
 Coach: Sam Sezak  
 Capt.:Richard Morrill

0 23	Phillips Andover	L	6	20
------	------------------	---	---	----

**1944 (2-2)**  
 Coach: William Kenyon  
 Capt.:Eugene Long

New Hampshire	W	13	6
Norwich	L	6	13
Norwich	W	26	6
New Hampshire	L	14	19

**1945 (0-5)**  
 Coach: William Kenyon  
 Capt.:John Day

0 13	at Rhode Island	L	7	10
0 20	Connecticut	L	12	18
0 27	Massachusetts	L	0	6

N 3	at Massachusetts	L	13	14
N 10	Connecticut	L	0	53

**1946 (2-5)**  
 Coach: George E. Allen  
 Capt.:Richard Burrill

S 28	Rhode Island	L	13	14
0 5	at Northeastern	L	7	13
0 12	New Hampshire	L	0	27
0 19	at Connecticut	L	20	21
0 26	Bates	L	4	7
N 2	Colby	W	14	6
N 9	at Bowdoin	W	23	0

**1947 (6-1, 2-1 Yankee Conference)**  
 Coach: George E. Allen  
 Capt.:George Marsankis

S 27	at Rhode Island*	W	33	13
0 4	Northeastern	W	26	6
0 11	at New Hampshire*	L	7	28
0 18	Connecticut*	W	13	7
N 1	at Colby	W	33	6
N 8	Bowdoin	W	13	0
N 15	at Bates	W	19	13

**1948 (4-3, 1-2 YC)**  
 Coach: George E. Allen  
 Capt.: Alton Sproul, Jr.

S 25	at Rhode Island*	W	13	7
0 2	at Northeastern	W	19	6
0 9	New Hampshire*	L	6	27
0 16	at Connecticut*	L	6	34
0 23	Bates	L	0	31
0 30	Colby	W	21	0
N 6	at Bowdoin	W	7	6

**1949 (2-4-1, 2-0-1 YC) \*\*CHAMPIONS\*\***  
 Coach: David Nelson  
 Capt.: Donald Barron

S 24	at Rhode Island*	W	19	7
0 1	Springfield	L	0	35
0 8	at New Hampshire*	W	26	13
0 15	Connecticut*	T	12	12
0 22	at Bates	L	0	6
0 29	at Colby	L	12	13
N 5	Bowdoin	L	0	18

**1950 (5-1-1, 3-1 YC)**  
 Coach: David Nelson  
 Capt.: Peter Pocius, Jr.

S 30	Rhode Island*	W	13	0
0 7	at Vermont*	W	15	7
0 14	New Hampshire*	L	0	19
0 21	at Connecticut*	W	16	7
0 28	Bates	W	19	6
N 4	Colby	W	26	7
N 11	at Bowdoin	T	6	6

**1951 (6-0-1, 3-0-1 YC) \*\*CHAMPIONS\*\***  
 Coach: Harold Westerman  
 Capt.: Peter Pocius, Jr.

S 29	Rhode Island*	W	12	0
0 6	Vermont*	W	42	0
0 13	at New Hampshire*	T	0	0
0 20	Connecticut*	W	49	19
0 27	at Bates	W	26	7
N 3	at Colby	W	24	0
N 10	Bowdoin	W	40	14

**1952 (4-3, 3-1 YC) \*\*CHAMPIONS\*\***  
 Coach: Harold Westerman  
 Capt.: John Butterfield, Phil Butterfield, Jr.

S 25	Rhode Island*	W	13	0
0 2	at Vermont*	W	14	6
0 9	New Hampshire*	W	24	7
0 16	at Connecticut*	L	7	13
0 23	Bates	W	62	6
0 30	Colby	L	7	13
N 6	at Bowdoin	L	14	33

**1953 (4-2-1, 1-2-1 YC)**  
 Coach: Harold Westerman  
 Capt.: Ed Bogdanovich, Ed Cianchette

S 26	at Rhode Island*	L	6	13
------	------------------	---	---	----



# All-Time Results

0	3	Vermont*	W	13	0
0	10	at New Hampshire*	L	6	21
0	17	Connecticut*	T	18	18
0	24	at Bates	W	37	7
0	31	at Colby	W	45	13
N	7	Bowdoin	W	35	7

### 1954 (5-2, 2-2 YC)

Coach: Harold Westerman					
Capts.: Thomas Golden, Ernest Smart					
S	23	Rhode Island*	L	7	14
0	2	at Vermont*	W	23	20
0	9	New Hampshire*	L	10	21
0	16	at Connecticut*	W	41	13
0	23	Bates	W	35	0
0	30	Colby	W	33	6
N	6	at Bowdoin	W	27	13

### 1955 (5-1-1, 2-1-1 YC)

Coach: Harold Westerman					
Capts.: James Duffy, John Small					
S	24	at Rhode Island*	L	0	7
0	1	Vermont*	W	34	0
0	8	at New Hampshire*	T	6	6
0	15	Connecticut*	W	13	0
0	22	at Bates	W	15	13
0	29	at Colby	W	53	0
N	5	Bowdoin	W	54	8

### 1956 (5-2, 3-1 YC)

Coach: Harold Westerman					
Capts.: Thurlow Cooper, Peter Kostacopoulos					
S	29	Rhode Island*	W	40	7
0	6	at Vermont*	W	14	0
0	13	New Hampshire*	W	29	7
0	20	at Connecticut*	L	7	13
0	27	Bates	L	13	19
N	3	Colby	W	26	7
N	10	Bowdoin	W	33	7

### 1957 (4-3, 2-2 YC)

Coach: Harold Westerman					
Capt.: Vernon Moulton					
S	28	at Rhode Island*	L	7	25
0	5	Vermont*	W	49	0
0	12	at New Hampshire*	W	7	0
0	19	Connecticut*	L	0	19
0	26	at Bates	L	0	7
N	2	at Colby	W	14	13
N	9	Bowdoin	W	40	0

### 1958 (6-2, 4-1 YC)

Coach: Harold Westerman					
Capt.: Niles Nelson					
S	20	Massachusetts*	W	19	6
S	27	Rhode Island*	W	37	8
0	4	at Vermont*	W	26	0
0	11	New Hampshire*	W	14	0
0	18	at Connecticut*	L	6	21
0	25	Bates	W	40	0
N	1	Colby	L	12	16
N	8	at Bowdoin	W	37	0

### 1959 (3-3-2, 1-2-2 YC)

Coach: Harold Westerman					
Capts.: Robert Bragg, John Welch					
S	19	at Massachusetts*	L	16	21
S	26	Rhode Island*	T	0	0
0	3	Vermont*	W	52	14
0	10	at New Hampshire*	T	7	7
0	17	Connecticut*	L	15	18
0	24	at Bates	W	12	0
0	31	at Colby	L	6	14
N	7	Bowdoin	W	18	8

### 1960 (4-3-1, 3-2 YC)

Coach: Harold Westerman					
Capts.: Ewen MacKinnon, Wayne Champeon, Richard Leadbetter					
S	17	vs. Massachusetts* (P)	L	13	21
S	24	Rhode Island*	W	7	0
0	1	at Vermont*	W	27	0
0	8	New Hampshire*	W	13	7
0	15	at Connecticut*	L	2	30
0	22	Bates	T	13	13
0	29	Colby	W	28	12

N	5	at Bowdoin	L	21	28
---	---	------------	---	----	----

### 1961 (8-0-1, 5-0 YC) \*\*CHAMPIONS\*\*

Coach: Harold Westerman					
Capts.: Robert Kinney, David Cloutier					
S	23	Army*B	W	21	6
S	30	at Rhode Island*	W	22	20
0	7	Vermont*	W	34	14
0	14	at New Hampshire*	W	7	6
0	21	Connecticut*	W	2	0
0	28	at Bates	T	15	15
N	4	at Colby	W	14	0
N	11	Bowdoin	W	13	8
N	22	Massachusetts*	W	10	7

### 1962 (4-4, 1-4 YC)

Coach: Harold Westerman					
Capts.: Alton Hadley III, John Roberts					
S	22	at Massachusetts*	L	0	10
S	29	Rhode Island*	L	7	14
0	6	Vermont*	W	9	6
0	13	New Hampshire*	L	6	21
0	20	Connecticut*	L	6	14
0	27	Bates	W	20	0
N	3	Colby	W	27	0
N	10	Bowdoin	W	27	2

### 1963 (5-3, 3-2 YC)

Coach: Harold Westerman					
Capts.: Daniel Severson, Earle Cooper					
S	21	Massachusetts*	L	7	14
S	28	at Rhode Island*	L	16	20
0	5	Vermont*	W	14	13
0	12	at New Hampshire*	W	28	8
0	19	Connecticut*	W	35	12
0	26	at Bates	W	49	0
N	2	at Colby	W	53	12
N	9	Bowdoin	L	0	7

### 1964 (5-3, 2-3 YC)

Coach: Harold Westerman					
Capts.: Michael Haley, Ernest Smith					
S	19	at Massachusetts*	L	0	6
S	26	Rhode Island*	W	23	15
0	3	at Vermont*	L	7	14
0	10	New Hampshire*	W	33	18
0	17	Connecticut*	L	13	14
0	24	Bates	W	38	7
0	31	Colby	W	42	7
N	7	at Bowdoin	W	22	0

### 1965 (8-2, 5-0 YC) \*\*CHAMPIONS\*\*

Coach: Harold Westerman					
Capts.: Alan Riley, Walter Hirst					
S	18	Massachusetts*	W	10	8
S	25	at Boston University	W	18	7
0	2	Vermont*	W	35	6
0	9	at New Hampshire*	W	48	13
0	16	Connecticut*	W	24	6
0	23	at Rhode Island*	W	36	0
0	30	at Colby	W	42	14
N	6	Youngstown State	W	27	22
N	13	at Tampa	L	0	2
D	12	vs. East Carolina!	L	0	31

!-Tangerine Bowl played in Orlando, Fla.

### 1966 (4-5, 2-3 YC)

Coach: Harold Westerman					
Capts.: John Huard, Charles Belisle					
S	17	at Massachusetts*	L	7	10
S	24	Boston University	L	7	20
0	1	Bucknell	W	7	6
0	8	at New Hampshire*	L	7	10
0	15	at Connecticut*	L	19	20
0	22	Rhode Island*	W	21	6
0	29	Colby	W	31	6
N	5	at Youngstown State	L	6	14
N	12	Vermont*	W	52	7

### 1967 (0-8, 0-5 YC)

Coach: Walter Abbott					
Capts.: Donald White, Keith Kalman					
S	23	Massachusetts*	L	9	30
S	30	vs. The Citadel (P)	L	14	42

0	7	at Vermont*	L	7	18
0	14	New Hampshire*	L	0	17
0	21	Connecticut*	L	0	21
0	28	at Boston College	L	0	56
N	4	Northeastern	L	0	24
N	11	at Rhode Island*	L	12	34

### 1968 (3-5, 2-3 YC)

Coach: Walter Abbott					
Capts.: Donald Loranger, Francis Griffin, E. Quackenbush					
S	21	at Massachusetts*	L	3	21
S	28	Boston University	L	3	6
0	5	Vermont*	W	28	0
0	12	at New Hampshire*	L	17	42
0	19	at Connecticut*	L	0	29
0	26	Rhode Island*	W	21	14
N	2	at Bucknell	L	21	42
N	9	Hofstra	W	42	7

### 1969 (5-4, 3-2 YC)

Coach: Walter Abbott					
Capt.: Paul Dulac					
S	20	Massachusetts*	L	7	49
S	27	Southern Connecticut	W	21	4
0	4	at Rhode Island*	W	35	7
0	11	New Hampshire*	W	20	18
0	18	Connecticut*	L	7	28
0	25	at Boston University	L	7	20
N	1	Hofstra	W	40	34
N	8	at The Citadel	L	28	40
N	15	Vermont*	W	38	30

### 1970 (3-5, 1-4 YC)

Coach: Walter Abbott					
Capts.: Robert Hamilton, Henry James					
S	19	at Massachusetts*	L	0	28
S	26	Hofstra	L	20	48
0	3	Rhode Island*	L	6	23
0	10	at New Hampshire*	L	9	13
0	17	at Connecticut*	L	13	45
0	24	C.W. Post	W	42	8
0	31	at Northeastern	W	24	17
N	7	Vermont*	W	28	21



### 1971 (2-6, 1-4 YC)

Coach: Walter Abbott					
Capts.: William Swadel, Stanley Maddock					
S	18	Massachusetts*	L	0	13
S	25	at Hofstra	L	22	28
0	2	at Rhode Island*	W	21	7
0	9	New Hampshire*	L	14	24
0	16	Connecticut*	L	7	21
0	23	at C.W. Post	L	21	42
0	30	American International	W	28	14
N	6	Vermont*	L	13	17

### 1972 (3-6, 1-4 YC)

Coach: Walter Abbott					
Capts.: James Reid, Robert McConnell					
S	15	at Boston University	W	25	7

S	23	at Massachusetts*	L	0	37
S	30	Bucknell	L	14	17
0	7	Rhode Island*	W	10	7
0	14	at New Hampshire*	L	14	17
0	21	at Connecticut*	L	9	31
0	28	Lafayette	W	16	6
N	4	Vermont*	L	14	15
N	11	at Delaware	L	0	62

### 1973 (3-7, 2-4 YC)

Coach: Walter Abbott					
Capts.: Andrew Mellow, John O'Rourke, Jr., Jack Lamborghini					
S	8	at Vermont*	W	14	0
S	15	Boston University*	L	13	16
S	22	at Massachusetts*	L	0	20
S	29	Central Connecticut	L	3	6
0	6	at Rhode Island*	W	20	7
0	16	New Hampshire*	L	0	13
0	20	Connecticut*	L	3	30
0	27	at Lafayette	L	13	23
N	3	Bucknell	W	14	0
N	10	Delaware	L	12	28

### 1974 (4-6, 4-2 YC) \*\*CHAMPIONS\*\*

Coach: Walter Abbott					
Capts.: Donald Cote, Steven Jones					
S	7	Northeastern	L	7	14
S	13	at Boston University*	L	6	7
S	21	Massachusetts*	L	0	42
S	28	at Bucknell	L	18	30
0	5	Rhode Island*	W	29	19
0	12	at New Hampshire*	W	23	9
0	19	at Connecticut*	W	7	0
0	26	Lehigh	L	26	35
N	2	Vermont*	W	31	27
N	9	at Delaware	L	13	39

### 1975 (4-6, 1-4 YC)

Coach: Walter Abbott Capt.: Alfred Royer					
S	13	Boston University*	L	21	31
S	20	at Massachusetts*	L	0	10
S	27	Bucknell	W	17	0
0	4	at Rhode Island*	W	23	14
0	11	New Hampshire*	L	15	24
0	18	Connecticut*	L	0	14
0	25	at Lehigh	L	14	51
N	1	Southern Connecticut	W	33	0
N	8	at Delaware	L	9	35
N	15	at Northeastern	W	2	0

### 1976 (6-5, 2-3 YC)

Coach: Jack Bicknell					
Capts.: Scott E. Shulman, Jack Leggett, Gerard Tautkus					
S	11	St. Mary's	W	49	14
S	18	Massachusetts*	L	3	24
S	25	Central Connecticut State	W	17	3
0	2	Rhode Island*	L	9	14
0	9	at New Hampshire*	W	10	0
0	16	at Connecticut*	W	24	13
0	23	Lehigh	L	0	24
0	30	at Southern Connecticut	W	24	14
N	6	Northeastern	W	21	20
N	13	at Boston University*	L	14	28
N	20	at Delaware	L	0	36

### 1977 (3-7, 1-4 YC)

Coach: Jack Bicknell					
Capts.: Jack Cosgrove, David Secin S10at Lafayette					
W	12	10			
S	17	at Massachusetts*	L	0	28
S	24	Central Connecticut State	W	45	20
0	1	at Rhode			





S 9	Dayton	L	14	31
S 16	at Boston University*	L	14	27
S 23	Massachusetts*	L	6	40
S 30	at Central Connecticut State	W	32	26
O 7	Rhode Island*	L	0	47
O 14	at New Hampshire*	T	7	7
O 21	at Connecticut*	L	7	49
O 28	Lafayette	W	3	25
N 4	at Delaware	L	0	48
N 11	Lehigh	W	21	18
N 18	at Northeastern	L	19	20

### 1979 (2-9, 0-5 YC)

Coach: Jack Bicknell  
Capts.: Joseph Lipinski, Thomas Sullivan, Jonathan Weed

S 8	Towson	L	7	13
S 15	Boston University*	L	13	24
S 22	at Massachusetts*	L	14	38
S 29	Central Connecticut State	W	40	3
O 6	at Rhode Island*	L	0	10
O 13	New Hampshire*	L	0	23
O 20	Connecticut*	L	7	19
O 27	at Lafayette	W	34	21
N 3	at Delaware	L	14	31
N 10	at Lehigh	L	6	12
N 17	Northeastern	L	16	27

### 1980 (4-7, 1-4 YC)

Coach: Jack Bicknell  
Capts.: Andrew Neilson, Peter A. Thiboutot, John Tursky

S 6	at U.S. Merchant Marine Acad.	W	17	8
S 13	Lehigh	L	6	37
S 20	Rhode Island*	W	14	11
S 27	at Boston University*	L	0	17
O 4	Lafayette	W	24	3
O 11	at New Hampshire*	L	13	19
O 18	Massachusetts*	L	14	21
O 25	at Connecticut*	L	13	14
N 1	Northeastern	W	35	24
N 8	at Princeton	L	7	24
N 15	Delaware	L	6	35

### 1981 (3-7-1, 1-4 YC)

Coach: Ronald Rogerson  
Capt.: Stephen Keating

S 5	Kutztown	T	17	17
S 12	at Lehigh	L	10	24
S 19	at Rhode Island*	L	10	21
S 26	Boston University*	L	7	48
O 3	at Lafayette	L	0	17
O 10	New Hampshire*	W	26	16
O 17	at Massachusetts*	L	7	20
O 24	Connecticut*	L	10	31
O 31	at Northeastern	W	9	3
N 7	at Princeton	W	55	44
N 14	at Delaware	L	35	42

### 1982 (7-4, 3-2 YC) \*\*CHAMPIONS\*\*

Coach: Ronald Rogerson  
Capt.: Stephen Keating

S 4	Howard	W	38	15
S 11	Lehigh	W	14	6
S 18	Rhode Island* (60T)	L	55	58
S 25	at Boston University*(40T)	L	45	48
O 2	at Towson	L	32	35
O 9	Lafayette	W	28	14
O 16	Massachusetts*	W	42	24
O 23	at Connecticut*	W	21	7
O 30	Northeastern	W	31	0
N 6	at New Hampshire*	W	31	14
N 13	at Holy Cross	L	7	21

### 1983 (4-6, 0-5 YC)

Coach: Ronald Rogerson  
Capt.: Dean Ramsdell

S 17	at Rhode Island*	L	16	24
S 24	Boston University*	L	14	28
O 1	Towson	W	23	16
O 8	at Lafayette	W	39	38
O 15	at Massachusetts*	L	7	17
O 22	Connecticut*	L	26	31
O 29	at Northeastern	W	17	14
N 5	New Hampshire*	W	7	20
N 12	at VMI	L	12	14

N 19	Springfield	W	62	6
------	-------------	---	----	---

### 1984 (5-6, 2-3 YC)

Coach: Ronald Rogerson  
Capt.: Gary Hufnagle

S 8	at New Hampshire*	L	13	21
S 15	at Richmond	L	13	30
S 22	Rhode Island*	L	0	27
S 29	at Boston University*	L	10	27
O 6	Lafayette	W	22	20
O 13	at Delaware	L	7	37
O 20	Massachusetts*	W	20	7
O 27	at Connecticut* (OT)	W	13	10
N 3	Northeastern	W	20	17
N 10	at Howard	W	27	23
N 17	Holy Cross	L	7	24

### 1985 (6-5, 2-3 YC)

Coach: Buddy Teevens  
Capt.: Mark Coutts

S 7	Howard	W	35	12
S 14	American International	W	27	17
S 21	at Rhode Island*	L	14	34
S 28	Boston University*	L	14	19
O 5	Central Connecticut State	W	51	8
O 12	Richmond	L	24	37
O 19	at Massachusetts*	L	7	20
O 26	Connecticut*	W	28	3
N 2	at Northeastern	L	13	14
N 9	New Hampshire*	W	45	40
N 16	at Delaware	W	10	7

### 1986 (7-4, 3-4 YC)

Coach: Buddy Teevens  
Capts.: Tim Cahill, Steve Donahue

S 6	at Howard	W	38	12
S 13	American International	W	33	7
S 20	Rhode Island*	W	34	14
S 27	at Boston University*	L	23	26
O 4	at Central Connecticut State	W	28	7
O 11	Northeastern	W	38	21
O 18	Massachusetts*	L	13	23
O 25	at Connecticut*	L	19	35
N 1	Delaware*	L	31	34
N 8	at New Hampshire*	W	14	13
N 15	at Richmond*	W	26	11

### 1987 (8-4, 6-1 YC) \*\*CHAMPIONS\*\*

Coach: Tim Murphy  
Capts.: Bob Wilder, Steve Violette

S 5	American International	W	42	23
S 12	at Massachusetts*	W	31	14
S 19	at Rhode Island*	W	24	20
S 26	Boston University*	W	33	19
O 3	Towson	L	14	17
O 10	at Northeastern	L	17	21
O 17	Richmond*	L	7	17
O 24	Connecticut*	W	32	28
O 31	at Delaware* (20T)	W	59	56
N 7	New Hampshire*	W	28	14
N 14	at Illinois State	W	37	34
N 21	at Georgia Southern(N)(OT)	L	28	31

### 1988 (7-4, 4-4 YC)

Coach: Tim Murphy  
Capt.: Nick Penna

S 10	at Massachusetts*	L	42	45
S 17	Northeastern	W	43	20
S 24	New Hampshire*	L	23	44
O 1	at Richmond*	W	17	3
O 8	vs. Boston University* (P)	W	30	10
O 15	Rhode Island*	W	28	14
O 22	at Connecticut*	L	21	28
O 29	Delaware*	L	14	31
N 5	at Brown	W	37	10
N 12	at Towson	W	44	7
N 19	at Villanova*	W	20	17

### 1989 (9-3, 6-2 YC) \*\*CHAMPIONS\*\*

Coach: Tom Lichtenberg  
Capts.: Scott Hough, John Gibson

S 2	Youngstown State	W	28	14
S 9	at New Hampshire*	W	24	7
S 16	Villanova*	W	47	14
S 23	Massachusetts*	W	40	23
S 30	Richmond*	W	41	16
O 7	Lock Haven	W	56	0

O 14	at Rhode Island*	W	47	21
O 21	Connecticut*	W	30	8
O 28	at Delaware*	L	28	35
N 4	at Boston University*	L	28	30
N 11	at Northeastern	W	29	26
N 25	at SW Missouri State (N)	L	35	38

### 1990 (3-8, 2-6 YC)

Coach: Kirk Ferentz  
Capts.: Rob Noble, Tom Rogers  
Mike Smith, Jamal Williamson

S 7	at Villanova*	L	7	31
S 15	at Massachusetts*	L	10	21
S 22	New Hampshire*	L	20	28
S 29	at Richmond*	L	16	24
O 6	at Hawaii	L	3	44
O 13	Rhode Island*	W	24	17
O 20	at Connecticut*	L	20	35
O 27	Delaware*	W	17	10
N 3	Boston University*	L	24	26
N 10	Northeastern	W	42	7
N 17	at Youngstown State	L	17	38

### 1991 (3-8, 2-6 YC)

Coach: Kirk Ferentz  
Capts.: Paul Capriotti, Brian Roche

S 7	Villanova*	L	7	48
S 14	Northeastern	L	14	15
S 21	Massachusetts*	L	3	10
S 28	at New Hampshire*	L	20	38
O 5	Richmond*	W	19	15
O 12	at Rutgers	L	17	40
O 19	at Rhode Island*	L	30	52
O 26	Connecticut*	W	41	20
N 2	at Delaware*	L	10	34
N 9	at Boston University*	L	0	27
N 16	Towson	W	49	34

### 1992 (6-5, 4-4 YC)

Coach: Kirk Ferentz  
Capts.: Game Captains

S 5	New Hampshire*	W	27	24
S 12	Kutztown	W	10	0
S 19	Northeastern	L	36	47
O 3	at Richmond*	L	6	28
O 10	Liberty	W	42	20
O 17	Rhode Island*	W	21	9
O 24	at Connecticut*	L	30	37
O 31	Delaware*	L	13	57
N 7	vs. Boston University* (P)	W	40	11
N 14	at Massachusetts*	W	21	13
N 21	at Villanova*	L	8	28

### 1993 (3-8, 2-6 YC (0-11, 0-8))

Coach: Jack Cosgrove  
Capts.: Game Captains

S 4	at Buffalo+	W	30	27
S 11	at Boston University*	L	0	45
S 18	Massachusetts*+	W	17	13
S 25	at New Hampshire*	L	13	63
O 9	vs. Richmond (P)	L	14	17
O 16	at Rhode Island*+(20T)	W	26	23
O 23	Connecticut*	L	13	14
O 30	at Delaware*	L	19	21
N 6	William & Mary*	L	23	47
N 13	Northeastern*	L	20	34
N 20	Hofstra	L	15	27

+--Contest forfeited for use of ineligible player

### 1994 (3-8, 2-6 YC)

Coach: Jack Cosgrove  
Capts.: Steve Knight, Todd Park

S 3	Central Florida	L	6	28
S 10	Rhode Island*	L	21	28
S 17	Boston University*	L	18	31
S 24	at Massachusetts*	L	14	20
O 1	Delaware*	W	19	13
O 8	at Richmond	W	24	10
O 15	at Connecticut*	W	35	31
O 22	New Hampshire*	L	7	24
O 29	vs. Buffalo (P)	L	21	24
N 5	at William & Mary*	L	0	17
N 12	at Northeastern*	L	16	23

### 1995 (3-8, 1-7 YC)

Coach: Jack Cosgrove  
Capts.: Ray Baur, Brian Gain, Joe Robinson

S 2	Lock Haven	W	41	15
S 9	at Rhode Island*	L	13	17
S 16	at Boston University*	L	21	40
S 30	James Madison*	L	17	21
O 7	at Buffalo	W	19	6
O 14	Connecticut*	L	30	31
O 21	at New Hampshire*	L	0	21
O 28	at Delaware*	L	0	61
N 4	Massachusetts* (OT)	W	24	21
N 11	Northeastern*	L	28	31
N 18	at Central Florida	L	17	37

S 2	Lock Haven	W	41	15
S 9	at Rhode Island*	L	13	17
S 16	at Boston University*	L	21	40
S 30	James Madison*	L	17	21
O 7	at Buffalo	W	19	6
O 14	Connecticut*	L	30	31
O 21	at New Hampshire*	L	0	21
O 28	at Delaware*	L	0	61
N 4	Massachusetts* (OT)	W	24	21
N 11	Northeastern*	L	28	31
N 18	at Central Florida	L	17	37

### 1996 (7-4, 5-3 YC)

Coach: Jack Cosgrove  
Capts.: Mike Flynn, Mitch Maury, Todd Williamson

A 29	vs. Northeastern* (P)	L	21	22
S 7	at Fordham	W	24	13
S 14	Boston University*	W	45	8
S 21	Rhode Island*	W	58	19
S 28	Delaware*	L	17	27
O 5	at James Madison*	L	7	31
O 12	at Connecticut*	W	17	16
O 19	New Hampshire*	W	34	20
N 2	at Massachusetts*	W	22	14
N 9	at Hofstra	W	9	7
N 16	Buffalo	L	31	35

### 1997 (5-6, 4-4 Atlantic 10 Conference)

Coach: Jack Cosgrove  
Capts.: Derek Carter, John Tennent

S 6	at Rhode Island*	W	30	14
S 13	Massachusetts*	W	49	6
S 20	at Villanova*	L	14	34
S 27	James Madison*	L	22	24
O 4	at Richmond*	L	14	17
O 11	Connecticut* (30T)	W	49	47
O 18	Boston University*	W	62	29
O 25	at New Hampshire*	L	7	24
N 8	at Buffalo	W	52	13
N 15	at Northeastern	L	17	23
N 22	at Hofstra	L	32	44

### 1998 (6-5, 3-5 A-10)

Coach: Jack Cosgrove  
Capts.: Mickey Fein, Ves Lugo, Drew O'Connor

S 3	vs. Buffalo (P)	W	30	13
S 12	New Hampshire*	W	52	28
S 19	at Connecticut*	L	27	35
S 26	Dartmouth	W	14	3
O 3	Villanova*	W	44	10
O 10	Rhode Island*	L	17	18
O 17	Richmond*	L	10	35
O 24	at James Madison*	L	28	34
O 31	at Delaware*	W	39	27
N 14	at Massachusetts*	L	34	55
N 21	Northeastern	W	20	14

### 1999 (4-7, 3-5 A-10)





# All-Time Results



Maine celebrates winning the 1987 Yankee Conference championship.

N 11	Northeastern*	W	42	17
N 18	New Hampshire*	W	55	10

**2001 (9-3, 7-2 A-10) \*\*CHAMPIONS\*\***

Coach: Jack Cosgrove  
 Cpts.: Chad Hayes, Zack Magliaro, Malik Nichols

S 8	Colgate	W	34	10
S 15	at North Dakota State	cancelled		
S 22	at Hofstra*	L	44	51
S 29	James Madison*	W	13	3
O 6	Richmond*	W	14	3
O 13	at Northeastern*	W	21	9
O 20	Villanova*	W	44	40
O 27	at William & Mary*	L	20	42
N 3	at Rhode Island*	W	26	14
N 10	Massachusetts*	W	37	7
N 17	at New Hampshire*	W	57	24
D 1	at McNeese State (N)	W	14	10
D 8	at Northern Iowa (N)	L	28	56

**2002 (11-3, 7-2 A-10) \*\*CHAMPIONS\*\***

Coach: Jack Cosgrove  
 Cpts.: Stephen Cooper, Jake Eaton, Brendan Curry

A 31	vs. Central Conn. St. (P)	W	52	3
S 7	William & Mary*	W	27	14
S 14	at Villanova*	W	21	14
S 21	at Howard	W	42	12
S 28	Rhode Island*	W	31	14
O 5	at James Madison*	W	17	6
O 12	at Massachusetts*	L	10	20
O 19	at Florida International	W	33	7
O 26	Hofstra*	W	24	17
N 9	Delaware*	L	13	37
N 16	at Richmond*	W	21	14
N 23	New Hampshire*	W	31	14
N 30	at Appalachian State (N)	W	14	13
D 7	at Georgia Southern (N)	L	7	31

**2003 (7-5, 5-4 A-10)**

Coach: Jack Cosgrove  
 Cpts.: Dennis Dottin-Carter, Michael Zyskowski

A 30	Montana	L	20	30
S 6	at Hofstra*	W	44	21
S 13	Florida International (P)	W	24	14
S 20	Massachusetts*	L	16	24
S 27	at William & Mary*	no contest		
O 4	Richmond*	W	20	10
O 18	at Northeastern*	L	14	20
O 25	James Madison*	W	20	13
N 1	at Delaware* (OT)	L	21	24
N 8	at Morgan State	W	77	24
N 15	Villanova*	W	14	10
N 22	at New Hampshire	L	27	47

**2004 (5-6, 3-5 A-10)**

Coach: Jack Cosgrove  
 Cpts.: Mike Leconte, Marcus Walton, Marcus Williams

S 4	at Montana	L	20	27
-----	------------	---	----	----

S 11	Northern Colorado	W	38	0
S 18	at Mississippi State	W	9	7
O 2	at Delaware*	L	38	43
O 9	at Richmond*	W	29	25
O 16	James Madison*	L	20	24
O 23	Northeastern*	W	35	26
O 30	at Massachusetts* (OT)	L	34	35
N 6	Hofstra*	L	20	31
N 13	at Rhode Island*	W	42	28
N 20	New Hampshire*	L	36	50

**2005 (5-6, 3-5 A-10)**

Coach: Jack Cosgrove  
 Cpts.: Jermaine Walker, Ben Lazarski

S 3	at Nebraska	L	7	25
S 10	William Penn	W	28	0
S 17	Richmond*	L	21	26
O 1	Albany (P)	W	31	7
O 8	at James Madison*	L	2	38
O 15	at Hofstra*	L	0	44
O 22	Massachusetts*	L	14	35
O 29	Delaware*	W	25	15
N 5	at Northeastern*	W	14	10
N 12	Rhode Island* (OT)	W	27	24
N 19	at New Hampshire*	L	47	59

**2006 (6-5, 5-3 A-10)**

Coach: Jack Cosgrove  
 Cpts.: Mike DeVito, Matt King, Ron Whitcomb

S 9	at Youngstown State	L	14	34
S 16	at William & Mary*	W	20	17
S 23	Shaw	W	62	12
S 30	at Boston College	L	0	22
O 7	at Towson*	W	28	7
O 14	Villanova*	W	20	7
O 21	Hofstra*	W	21	10
O 28	at Rhode Island*	L	0	3
N 4	Northeastern*	W	30	3
N 11	at Massachusetts*	L	9	10
N 18	New Hampshire* (OT)	L	13	19

**2007 (4-7, 3-5 Colonial Athletic Association)**

Coach: Jack Cosgrove  
 Cpts.: John Wormuth, Patrick McCrossan, Bruno Dorismond

S 1	Monmouth	W	21	14
S 8	at Connecticut	L	0	38
S 15	at Villanova* (OT)	L	17	24
S 22	Massachusetts*	L	7	38
O 6	at Hofstra*	L	13	38
O 13	William & Mary*	L	20	21
O 20	at Stony Brook (2OT)	L	23	30
O 27	at Northeastern*	W	20	14
N 3	Towson*	W	16	13
N 10	Rhode Island*	W	35	0
N 17	at New Hampshire*	L	14	39

**2008 (8-5, 5-3 CAA) \*\*NCAA PLAYOFFS\*\***

Coach: Jack Cosgrove  
 Cpts.: Jovan Belcher, Jhamal Fluellen

A 30	at Iowa	L	3	46
S 6	at Monmouth	W	21	17
S 13	Stony Brook	W	28	13
S 20	at Richmond*	L	17	44
S 27	James Madison*	L	10	24
O 11	at Delaware*	W	27	10

O 18	Hofstra* (2OT)	W	41	40
O 25	Northeastern*	W	20	0
N 1	Iona	W	55	7
N 8	at Massachusetts*	W	21	20
N 15	at Rhode Island*	W	37	7
N 22	New Hampshire*	L	24	28
N 29	at Northern Iowa (N)	L	15	40

**2009 (5-6, 4-4 CAA)**

Coach: Jack Cosgrove  
 Cpts.: Mike Brusko, Brandon McLaughlin, Jordan Stevens

S 3	St. Cloud State (OT)	W	34	27
S 12	at Northeastern*	W	17	7
S 19	at Albany	L	16	20
S 26	at Syracuse	L	24	41
O 3	Delaware*	L	17	27
O 10	at Hofstra*	W	16	14
O 17	Richmond*	L	21	38
O 31	Massachusetts*	W	19	9
N 7	at James Madison*	L	14	22
N 14	Rhode Island*	W	41	17
N 21	at New Hampshire*	L	24	27

**2010 (4-7, 3-5 CAA)**

Coach: Jack Cosgrove  
 Cpts.: Game Day

S 2	Albany	L	0	3
S 11	at Monmouth	W	31	23
S 18	at Syracuse	L	14	38
S 25	William & Mary*	L	21	24
O 2	New Hampshire* (OT)	W	16	13
O 9	at Delaware*	L	7	26
O 16	Villanova*	L	16	48
O 23	at Rhode Island*	W	28	23
N 6	at UMass*	L	24	39
N 13	at Towson*	W	28	18
N 20	James Madison*	L	10	14

**2011 (9-4, 6-2 CAA) \*\*\*\*NCAA FINAL EIGHT\*\*\*\***

Coach: Jack Cosgrove  
 Cpts.: Game Day

S 3	Bryant	W	28	13
S 10	at Pittsburgh	L	29	35
S 17	at Albany	W	31	15
O 1	Delaware*	W	31	17
O 8	at James Madison* (OT)	W	25	24
O 15	Rhode Island*	W	27	21
O 22	at Richmond*	W	23	22
O 29	at Villanova*	W	41	25
N 5	Towson*	L	30	40
N 12	UMass*	W	32	21
N 19	at New Hampshire*	L	27	30
D 3	at Appalachian State (N)	W	34	12
D 12	at Georgia Southern (N)	L	23	35

**2012 (5-6, 4-4 CAA)**

Coach: Jack Cosgrove  
 Cpts.: Game Day

S 8	at Boston College	L	3	34
S 15	at Bryant	W	51	7
S 22	Albany	L	20	30
S 29	Villanova*	L	14	35
O 6	at Delaware*	W	26	3
O 13	at Towson*	L	19	24
O 20	New Hampshire*	L	21	28
O 27	at William & Mary*	W	24	10

N 3	James Madison*	L	7	31
N 10	Georgia State*	W	51	7
N 17	Rhode Island*	W	55	6

**2013 (10-3, 7-1 CAA) \*\*\*CAA Champions/NCAA 2nd Round\*\*\***

Coach: Jack Cosgrove  
 Cpts.: Game Day

A 31	at Norfolk State	W	23	6
S 7	at Massachusetts	W	24	14
S 14	Bryant	W	35	22
S 21	at Northwestern	L	21	35
S 28	at Richmond*	W	28	21
O 5	Delaware*	W	62	28
O 19	William & Mary*	W	34	20
O 26	at Villanova*	W	37	35
N 2	Stony Brook*	W	19	14
N 9	at Albany*	W	33	27
N 16	Rhode Island*	W	41	0
N 23	at New Hampshire*	L	3	24
D 7	New Hampshire (N)	L	27	41

(N) - NCAA FCS Playoff  
 (P) - Contest played in Portland, Maine

**2014 (5-6, 4-4 CAA)**

Coach: Jack Cosgrove  
 Cpts.: Game Day

A 30	Norfolk State	W	10	6
S 13	at Bryant	L	10	13
S 20	at Boston College	L	10	40
S 27	at Towson*	W	27	24
O 4	Villanova*	L	20	41
O 11	at Stony Brook*	L	7	19
O 18	Albany*	L	7	20
O 25	at Rhode Island*	W	20	14
N 8	Richmond*	W	33	20
N 15	at Elon*	W	24	14
N 22	New Hampshire*	L	12	20

\* - Yankee Conference/Atlantic-10/CAA game



**Dennis Dottin-Carter**



**Damon Boinske**



**Brendan Curry**

*Varsity football was adopted as an official sport by the University prior to the 1892-93 academic year and sponsorship has continued uninterrupted. Thanks to Stu Haskell for his help with this list.*

**>> AAAAAAAAAA**

- Ababio, Dzigbodi K. '06, 2002, 03, 04, 05
- Abbott, Lyman A. Jr. '30, 1927, 28, 29
- Abbott, Walter H. '58, 1955, 56
- Ackerly, John F. '79, 1977
- Achey, Arron '14, 2011, 12, 13
- Adamets, Michael Jr. '95, 1992, 93, 94
- Adams, Donald S. '38, 1937
- Adams, Randolph S. '50, 1947, 48
- Admirer, Robert '09, 2007, 08, 09
- Airoldi, Louis A. '29, 1928
- Aldrich, Kenneth E. '34, 1931, 32, 33
- Alex, Joseph C. '53, 1950, 51, 52
- Allen, Matthew J. '93, 1991
- Allen, Teron '08, 2006, 07
- Allen, William H. '19, 1914, 15, 16, 18
- Al-Mateen, Khari '15, 2011, 12, 13, 14
- Alston, Douglas 2012, '09, 12
- Alvarez, Hugo V. '95, 1994
- Anderson, Donald L. '35, 1934
- Anderson, John E. Jr. '50, 1946
- Andrews, Max '17, 2013, 14
- Arbor, Charles J. '41, 1938, 39, 40
- Archie, Gregory Jr. '98, 1994, 95
- Arias, Manauris A., '07, 2003, 04, 05, 06
- Armes, William A. '01, 1897
- Arnao, Christopher '08, 2005, 06, 07, 08
- Arnold, Cedric L. '32, 1931
- Arrington, DiAndre A. '05, 2002
- Ashworth, James P. '30, 1928, 29
- Atkins, Michael P. '86, 1983
- Audclair, Paul L. '68, 1966, 67
- Aultman, Damarr 2015, 2011, 12, 13, 14
- Austin, Ray J. '65, 1962, 63, 64
- Austin, Thomas C. '63, 1961, 62
- Avery, Douglas R. '66, 1964, 65

**>> BBBBBBBBBB**

- Bachrach, Samuel '33, 1932
- Bagley, Fernald S. '32, 1930, 31
- Bailey, Charles L. '05, 1901, 02, 03, 04
- Bailey, Michael K. '02, 2000
- Baker, David S. '15, 1911, 12, 13, 14
- Baldwin, Frederick E. '19, 1916
- Baldwin, James E. '21, 1920
- Ballantyne, Kendrick J., '06, 2003
- Ballard, John A. '92, 1987, 88, 89
- Baltimore, Sherrod '16, 2012, 13, 14
- Banks, Frank A. '06, 1904
- Banks, Reginald T. '90, 1989
- Barber, Matt '10, 2008, '09
- Barchet, Tracy D. '96, 1992
- Bardsley, Sherman P. '45, 1942
- Baribeau, David A. '61, 1960
- Barker, Steven '09, 2006, 07
- Barnett, Ralph E. '49, 1946
- Barra, Michael J. '70, 1967, 68, 69
- Barron, Donald P. '50, 1946, 47, 48, 49
- Barron, John B. '78, 1975
- Barron, John S. '21, 1917
- Barrows, Edward P. '42, 1939, 40, 41
- Barrows, William E. '02, 1898
- Barrows, Willis M. '26, 1924, 25
- Bartemus, John '06, 2005
- Bass, George W. '97, 1894
- Batanian, Alex '10, 2006, 08, 09
- Bates, Trevor '16, 2012, 13, 14
- Batty, Charles A. '12, 1909
- Baumgartner, John '05, 2001, 02, 03, 04
- Baur, Raymond E. '96, 1992, 93, 94, 95
- Bausher, Thomas M. '70, 1967
- Beal, Clay G. '54, 1951, 52, 53
- Beals, Robert L. '50, 1948
- Bean, Carol L. '77, 1973
- Bean, Ellis N. '53, 1950
- Bean, Paul L. '04, 1900, 01, 02, 03
- Bearce, Edwin F. '05, 1901, 02, 03, 04
- Bearce, George D. '11, 1907, 08, 10
- Bearce, Winfred D. '06, 1904, 05
- Beauchemin, Michael H. '84, 1981, 82, 83
- Beaulieu, Regis J. '75, 1972, 73, 74
- Beaulieu, Walter L. '62, 1960, 61
- Beckford, Nigel O. '18, 2014

- Beeaker, Anthony A. '28, 1925, 26, 27
- Belcher, Drew J. '18, 2014
- Beilman, Michael '88, 1986
- Beisel, Darryl E. '50, 1948, 49
- Beisel, Ralph A. '37, 1936
- Belcher, Jovan '09, 2005, 06, 07, 08
- Belisle, Charles M. '67, 1964, 65, 66
- Belknap, Russell E. '40, 1940
- Bell, Steven D. '90, 1986, 87, 88, 89
- Benner, Eugene N. '70, 1967, 68, 69
- Bennett, Arthur G. '06, 1899, 04, 05
- Bennett, Matthew F. '84, 1979, 81, 82, 83
- Bennett, Robert H. '41, 1938, 39
- Benson, Norman G. '48, 1946, 47
- Bergeron, Richard E. '72, 1970, 71, 72
- Berkowitz, Leonard I. '38, 1937
- Bernard, Joseph '54, 1951
- Bernheisel, George H. '15, 1911, 12, 13, 14
- Bessom, William H. '35, 1933, 34
- Betts, F. Jason '01, 1999, 00
- Beverly, Verne C. '20, 1915, 19
- Bickford, Calvin F. '59, 1955, 56, 58
- Bigelow, Elson H. '13, 1909, 10, 11, 12
- Bigney, Frederick H. '51, 1949
- Bigney, Frederick R. '10, 1909
- Bigos, Alan J. '91, 1989, 90, 91
- Binder, Christopher J. '01, 1994, 95, 96
- Bird, Alan L. '00, 1893, 96, 97, 98
- Bird, Ryan P. '06, 2002, 03, 04, 05
- Bird, William T. '52, 1950
- Bishop, Edward F. '30, 1927
- Bitterman, Michael K. '90, 1988, 89
- Black, Edmund F. '29, 1926, 27
- Black, John W. '59, 1956, 57
- Black, William M. '09, 1907, 08
- Blackwell, Ruel J. '39, 1938
- Blair, James T. '25, 1921, 22, 23, 24
- Blaisdell, George M. Jr. '50, 1948, 49
- Blake, Donald C. '33, 1931
- Bleakney, Richard A. '50, 1948
- Blockinger, Warren S. '31, 1930
- Blomquist, Robert M. '69, 1967
- Blotzer, Wayne D. '81, 1978
- Blouin, Armand J. '77, 1973, 74, 75
- Bochtler, David W. '86, 1985, 86
- Bodtmann, Shawn 2014, 2011, 12
- Bogdanovich, Edward '54, 1951, 52, 53
- Boinske, Aaron D. '02, 1998, 99, 00, 01
- Bolduc, Peter J. '94, 1992
- Bond, Jonathan D. '03, 2000
- Boone, Roosevelt '11, 2008, 09, 10, 11
- Borjestedt, Peter M. '89, 1985, 86, 87
- Boston, Lance M. '93, 1990, 91, 92
- Boswell, Christopher A. '87, 1982, 83, 86
- Botka, Leslie M. '49, 1947
- Boucher, Paul E. '57, 1954, 55
- Boucher, Roger P. '64, 1961, 62, 63
- Bouier, Lorenzo '85, 1979, 81, 82, 83
- Bouley, Edward M. '78, 1976
- Bourgoin, Raoul J. '37, 1936
- Boutillier, Eugene F. '48, 1945
- Brooks, Isaiah J. '17, 2014
- Bower, Robert M. '59, 1956
- Bradford, Luther C. '04, 1901
- Bragg, Robert H. '60, 1957, 58, 59
- Brainerd, Robert H. Jr. '85, 1983, 84
- Braley, Richard D. '37, 1936
- Bramhall, Robert B. '39, 1938
- Brattan, Robert F. IV '75, 1972
- Braun, Ivan E. '67, 1964, 65, 66
- Breen, Richard P. '53, 1950, 51, 52
- Brennan, Shawn P. '81, 1979
- Brewster, Wendell S. '37, 1934, 35
- Bridge, Norman '63, 1962
- Briggs, Frederick O. '41, 1940
- Brody, Sidney S. '41, 1940
- Brooks, Robert '05, 2001, 02, 03, 04
- Brooks, William K. '40, 1939
- Brown, Austin A. '17, 2014
- Brown, Clinton C. '06, 2002, 03
- Brown, Darrick J. '99, 1995, 96, 97, 98
- Brown, David W. '64, 1961, 62, 63
- Brown, Jack R. '64, 1962, 63
- Brown, Pushaun '12, 2008, 09, 10, 11
- Brown, William S. '44, 1940, 41, 42
- Brown, Winfred S. '51, 1950, 51
- Brusko, Mike '10, 2006, 07, 08, 09, 10
- Bruso, Brian D. '81, 1979, 80

- Bruso, William F. '76, 1973, 74, 75
- Bryant, Robert H. '15, 1911, 12
- Bryant, Vernon C. '26, 1925
- Bryer, Charles S. '97, 1894, 95
- Buck, Michael E. '89, 1986, 87, 88, 89
- Buck, Raymond W. '11, 1909, 10
- Buckley, Barry J. '84, 1980, 81, 82
- Buckley, Paul J. '86, 1983, 84, 85
- Bulwith, Kurt '05, 2002, 03, 04, 05
- Bunker, Dana E. '48, 1942, 46
- Burger, Francis W. '42, 1939, 40
- Burgess, Charles L. Jr. '52, 1949, 50, 51
- Burke, Davonte L. '16, 2014
- Burke, Walter H. '06, 1905
- Burklow, Benjamin T. '04, 2000
- Burleigh, John H. '07, 1904, 05, 06
- Burleigh, Robert W. '40, 1939
- Burr, Kenneth G. '40, 1937, 38, 39
- Burrill, Richard M. '44, 1941, 42, 46
- Burrows, Daniel C. '17, 2014
- Burton, Karl R. '52, 1950
- Bush, Aamad '16, 2012
- Butler, Edward L. Jr. '35, 1932, 33, 34
- Butterfield, John E. '53, 1950, 51, 52
- Butterfield, Philip Jr. '53, 1950, 51, 52
- Buttles, Derek '12, 09, 10, 11
- Buzzell, Edward W. '32, 1930, 31
- Buzzell, James C. '29, 1926, 27, 28
- Byers, Alon M. '97, 1993, 94
- Byers, Robert B. '49, 1948
- Byrd, Lennard P. '02, 1998, 99, 00, 01

**>> CCCCCCCCCC**

- Cahill, J. Timothy '86, 1982, 83, 85, 86
- Cail, David L. '65, 1962, 63
- Caito, Robert G. Jr. '90, 1980, 82
- Calderon, Jonathan '09, 2005, 06, 07, 08
- Calderwood, Samuel H. '33, 1930, 31, 32
- Caldwell, Joshua '07, 2005, 06, 07
- Calenda, Vincent Jr. '54, 1951, 52, 53
- Caliguiri, Michael J. '69, 1966
- Callahan, Gavin J. '15, 2014
- Camire, Richard A. '82, 1978, 79
- Campbell, Chester W. '25, 1922, 23, 24
- Campbell, Hugh J. '84, 1982, 83
- Campbell, Shawn G. '93, 1990, 91, 92
- Canary, Ryan '09, 2005, 06, 07, 08
- Capriotti, Paul V. '92, 1990, 91
- Carbone, Peter R. '16, 2014
- Card, Albert L. '53, 1950, 51, 52
- Card, Donald L. '49, 1946, 47
- Card, Seymour C. Jr. '51, 1948, 49, 50
- Carey, Dennis J. '68, 1965, 67
- Carey, Herbert W. Jr. '73, 1971, 72
- Carleton, John H. '13, 1911, 12
- Carmichael, Robert G. '58, 1957
- Carmichael, Robert G. Jr. '79, 1977, 78
- Carr, Robert V. '38, 1934
- Carriker, Daniel '16, 2013, 14
- Carter, Derek A. '98, 1994, 95, 96, 97
- Carter, James M. '00, 1997, 98, 99
- Carville, Linwood L. '53, 1951, 52
- Caselden, Ronald C. '62, 1958, 59, 60
- Cassidy, Gerard S. '80, 1977
- Cassidy, John G. '81, 1979, 80
- Cassista, Achilles J. '27, 1925, 26
- Castor, John R. '57, 1955, 56
- Castro, John P. '05, 2002
- Caswell, Winfield B. '99, 1898
- Cates, David C. '50, 1948, 49
- Cates, Stephen P. '94, 1991, 92, 93, 94
- Cavanaugh, Charles A. '12, 1907
- Cervone, James '83, 1980
- Champene, Wayne S. '61, 1958, 59, 60
- Chapman, John G. '49, 1945, 47
- Chapman, Wayne B. '73, 1970
- Chapman, William F. '38, 1935
- Chard, William '63, 1960, 61, 62
- Charles, Carlton '15, 2011, 12, 13, 14
- Charles, Raibonne '11, 2008, 09, 10, 11
- Chase, Clifford G. '04, 1903
- Chase, Daniel '08, 1905, 07
- Chase, E. Leith '26, 1925
- Chisholm, John M. '83, 1982
- Christopher, Ben A. '01, 1997, 98, 99, 00
- Chianchette, Clair L. '46, 1946
- Chianchette, Edward J. '54, 1951, 52, 53
- Cipp, Jefferson L. '96, 1993, 94, 95





# Letterwinners

Clark, Arthur L. '50, 1946, 47, 48  
 Clark, David W. '94, 1990, 91, 92, 93  
 Clark, Devin '15, 2013, 14  
 Clark, Geoffrey B. '95, 1991  
 Clark, Llewellyn E. '54, 1952, 53, 54  
 Clark, Nathaniel '00, 1999  
 Clark, Reginald P. '65, 1962, 63, 64  
 Clark, Steven R. '82, 1979  
 Clark, Wilkie C. '00, 1898  
 Clay, Jamal '14, 2011, 12, 13  
 Cleaves, Carl S. '12, 1909, 11  
 Clemente, Philip J. Jr. '59, 1958  
 Cloutier, Christopher J. '73, 1971, 72  
 Cloutier, David L. '62, 1959, 60, 61  
 Coady, Donald L. '21, 1919  
 Cobb, Frank C. '11, 1908, 10  
 Cobb, George L. '35, 1932, 33, 34  
 Cobb, Harold W. '14, 1912, 13  
 Cobb, William B. '21, 1920  
 Coburn, William B. '97, 1894  
 Cockayne, Trent '92, 1988  
 Coffin, Richard H. '71, 1968, 69  
 Coggins, Donald I. '33, 1930  
 Cohen, Harry '25, 1921  
 Colasacco, John A. '86, 1984, 85, 86  
 Colby, Malcolm O. '48, 1945  
 Cole, Clinton L. '00, 1893, 99  
 Cole, Daniel W. '74, 1971, 72  
 Cole, Henry E. '02, 1899, 00  
 Cole, Michael '14, 2010, 11, 12, 13  
 Cole, Norman C. '57, 1954, 55, 56  
 Cole, William J. '99, 1996, 97, 98  
 Cole, Winfield L. '03, 1899, 00, 01, 03  
 Coleman, Joseph P. '89, 1986, 88  
 Coleman, Keone '01, 1997  
 Collette, Myron G. '36, 1934, 35  
 Collins, Arthur W. '05, 1902, 03, 04  
 Collins, Daniel B. '16, 2014  
 Collins, John L. '70, 1967, 68, 69  
 Collins, Richard W. '70, 1969  
 Colon, J. Emilio '95, 1991, 92, 93, 94  
 Coltart, George L. '29, 1926, 27, 28  
 Coltin, David H. '70, 1967, 68, 69  
 Commissiong, Jeff A. '95, 1991, 92, 93, 94  
 Conlogue, Frederick W. '10, 1909  
 Conquest, Troy D. '88, 1986, 87  
 Constantino, Russell J. '91, 1987, 88, 89  
 Cook, Albert F. '11, 1908, 10  
 Cook, Edward J. Jr. '40, 1937, 38, 39  
 Cook, Horace J. '10, 1907, 08, 09  
 Cook, Peter R. '78, 1976  
 Cooper, Earle H. '64, 1961, 62, 63  
 Cooper, S. Thurlow '57, 1954, 55, 56  
 Cooper, Stephen Jr. '03, 1999, 00, 01, 02  
 Cornacchio, James M. '76, 1975  
 Cornacchio, Joseph A. Jr. '74, 1972, 73  
 Cosgrove, Jeffrey T. '89, 1985, 86, 87  
 Cosgrove, Jack W. '78, 1973, 75, 76, 77  
 Cosgrove, Michael E. '80, 1975, 76, 77, 78  
 Costello, Steven M. '88, 1983, 84, 85  
 Costello, Thomas H. '73, 1969, 70  
 Coston, Trevor '11, 2008, 09, 10, 11  
 Cote, Donald E. '75, 1972, 73, 74  
 Cote, Ronald R. '74, 1970, 71, 72  
 Cotrone, Anthony '07, 2004, 05, 06, 07  
 Coulombe, Philip A. '50, 1946, 47, 48, 49  
 Couri, Arthur N. '20, 1916  
 Courtney, Horace S. '20, 1917, 19  
 Coutts, Mark A. '86, 1982, 83, 84, 85  
 Covell, Waldo H. '55, 1952, 53, 54  
 Cox, Nicholas '14, 2013  
 Cox, Raymond A. '53, 1950, 51  
 Crabtree, David H. '65, 1962  
 Craig, Francis A. '33, 1931, 32  
 Cranch, Richard C. '42, 1939, 40  
 Crane, Steven W. '72, 1969, 70, 71  
 Crockett, Cyrenius W. '99, 1895  
 Crowe, Joseph W. '05, 1904  
 Crowell, Harrison P. '14, 1910  
 Crowley, Nathaniel J. '42, 1940, 41  
 Crowley, Robert P. '86, 1982, 83, 84  
 Crozier, Thomas J. A. '37, 1936  
 Cue, Jason '95, 1992  
 Curran, Marc W. '93, 1988, 89, 90, 91  
 Curry, Brendan J. '03, 1999, 00, 01, 02  
 Curry, Dale J. '62, 1959, 60, 61  
 Curry, William J. '92, 1989, 90, 91, 92  
 Curtis, Clifton E. '31, 1930

Curtis, Fred H. '15, 1915  
 Curtis, Philip E. '40, 1939  
 Cusano, David M. '03, 1999, 00, 01, 02  
 Cusano, Dominic '10, 2007, 08  
 Cutler, James C. Jr. '60, 1958, 59  
 Cutshaw, Michael A. '03, 2000  
 Cutts, Cecil J. '25, 1922, 23, 24  
 Cyr, Roderick J. '56, 1953, 54  
 Czech, Kevin E. '78, 1975, 76

>>> DDDDDDDDD  
 Dadmun, Thomas J. '95, 1993, 94  
 Daley, Edward D. '18, 1915  
 Daley, William H. '30, 1929  
 Dalot, Arthur J. '97, 1893, 94  
 Dalrymple, Everett W. '54, 1951, 52  
 Dalrymple, Robert A. '42, 1940, 41  
 Daly, Stephen J. '71, 1969  
 Damon, Dennis S. '71, 1969, 70  
 Dashiell, Aaron E. '00, 1996, 97, 98, 99  
 Davenport, Jason C. '88, 1983, 84, 85, 86  
 Davis, Alfred R. '02, 1899, 00, 01  
 Davis, Benjamin O. '18, 2014  
 Davis, Carleton F. '34, 1933  
 Davis, Frizell Jr. '94, 1990, 91, 92, 93  
 Davis, George M. '01, 1898, 99, 00  
 Davis, John J. '20, 1917  
 Davis, Justin M. '02, 1999, 00, 01  
 Davis, Ralph L. '31, 1928, 29, 30  
 Davis, Thomas '19, 1916, 17, 18  
 Dawson, Angelo J. '19, 2014  
 Day, John H. '46, 1945  
 DeCloux, Sean '16, 2012, 13, 14  
 DeGrandpre, Gerard C. Jr. '60, 1957, 58, 59  
 DeGregorio, Mark F. '77, 1973, 74, 75, 76  
 Delcourt, Ben '11, 2008, 09  
 DeRossa, Jeffrey D. '91, 1988, 89, 90, 91  
 Delucca, Darrell A. '90, 1987, 88  
 Deluga, Chester J. '86, 1981, 82, 83  
 Demaray, Shawn '07, 2005, 06, 07  
 Demby, Jamil S. '18, 2014  
 Denbow, Carroll E. '58, 1955, 56, 57  
 Denino, Michael S. '89, 1986, 87, 88, 89  
 Dennis, Donte '12, 2008, 09, 12  
 Dennis, Robert F. '50, 1948  
 Densmore, Joel Y. '62, 1960, 61  
 Derby, Frank H. '11, 1910  
 Derrah, Donald W. '64, 1962, 63  
 Desmarais, Paul A. '78, 1975, 76, 77  
 Desroches, Donald M. '62, 1959  
 DeVarney, Richard W. '66, 1963, 64, 65  
 DeVinnay, Chris '05, 2001, 02  
 DeVito, Michael R. '06, 2003, 04, 05, 06  
 DiBiase, Anthony J. '76, 1972  
 DiBiase, Matthew A. '04, 2001, 02  
 Dickey, Emery S. '28, 1925  
 Dickson, Thomas L. '27, 1925, 26  
 DiGeronimo, Thomas '87, 1983, 84, 85, 86  
 DiGravio, Daniel '91, 1989, 90  
 Dioszeghy, Thomas J. '88, 1985, 86  
 DiPaolo, Nicholas R. '84, 1982, 83  
 DiPietro, Rudy '77, 1973, 74, 75, 76  
 Dodge, Evign D. '06, 2002, 03, 04  
 Doerr, Albert '26, 1922  
 Doherty, Albert V. '36, 1934, 35  
 Dolan, Frederick T. '53, 1951, 52  
 Dombkowski, Henry J. '49, 1946, 47, 48  
 Donahue, Norman S. '15, 1912, 13, 14  
 Donahue, Patrick L. '76, 1973  
 Donahue, Richard W. '92, 1990, 91, 92  
 Donahue, Stephen M. '86, 1984, 85, 86  
 Donnelly, Robert J., '07, 2005, 06, 07  
 Donovan, Michael J. '03, 1999, 00  
 Donovan, Wallace T. '28, 1927  
 Doody, Ronald A. '86, 1983, 84, 85  
 Doppler, Justin D. '00, 1997, 98, 99  
 Dore, Maurice R. '60, 1958, 59  
 Dorsey, Douglas A. '89, 1985, 86, 87, 88  
 Dorismond, Bruno '07, 2004, 05, 06, 07  
 Dorticos, Carlos '03, 1899, 00, 01, 02  
 Dottin-Carter, Dennis A. '03, 2000, 01, 02, 03  
 Doughty, Brian D. '98, 1994  
 Douglas, Donald E. '57, 1953, 54, 55  
 Douglas, Earl G. '41, 1938  
 Dow, Gary A. '76, 1974, 75  
 Dow, James F. '37, 1934, 35, 36  
 Dowd, Sean '91, 1990, 91  
 Downey, Andrew '09, 2005, 06, 07, 08

Downey, Matthew J. '83, 1979, 80, 81, 82  
 Downing, Herbert P. '06, 1903, 04  
 Doyle, Dennis M. '67, 1964, 65, 66  
 Drapaniotis, John C. '81, 1977  
 Drew, Dana E. '39, 1937, 38  
 Drisko, Richard L. '61, 1958, 59, 60  
 Dube, Marc P. '92, 1989, 90, 91  
 Duddy, Robert H. '51, 1948  
 Dudley, John L. '61, 1961  
 Duffy, James J. Jr. '56, 1953, 54, 55  
 Dugan, John H. '70, 1967, 68, 69  
 Dulac, George P. '70, 1967, 68, 69  
 Dumont, James '77, 1973, 74, 75, 76  
 Dumont, John E. '76, 1973, 74, 75  
 Dumont, Joseph E. '63, 1960  
 Duncan, Lindsay '97, 1893, 95  
 Dunn, Gerald C. '23, 1921  
 Dunn, Jordan '17, 2013, 14  
 Dunne, Charles E. '39, 1936, 37  
 Dupill, Robert E. Jr. '74, 1971, 72, 73  
 Dupree, Mark '91, 1989, 90  
 Duran, David R. '12, 1908  
 Duren, Harry E. '02, 1900, 01  
 Durgin, Rodney W. '65, 1963, 64  
 Durham, Leroy T. '94, 1893  
 Durr, Jeffrey P. '87, 1983, 84, 86  
 Dutton, Robert C. '45, 1946  
 Dwelley, Linwood L. '25, 1921, 22, 23, 24  
 Dyer, Harold J. '39, 1938, 39  
 Dyer, Richard C. '40, 1938, 39  
 Dyer, Thomas A. '69, 1967

>>> EEEEEEEEE  
 Eales, Frank H. '13, 1909  
 Earley, Charles D. '55, 1952, 53, 54  
 Eastman, Thomas F. '04, 1900  
 Eastman, Troy '14, 2010, 11, 12, 13  
 Eastman, Tyler '09, 2006, 08, 09  
 Easton, Harry M. III '52, 1949, 50, 51  
 Eaton, Christopher C. '71, 1968, 69, 70  
 Eaton, Jacob R. '03, 1999, 00, 01, 02  
 Ebeling, John '14, 2011, 12, 13  
 Eberbach, Charles W. '59, 1957, 58  
 Edelstein, Albert N. '43, 1940, 41, 42  
 Edelstein, Michael D. '82, 1978, 79  
 Edgar, John B. Jr. '57, 1954, 55, 56  
 Edith, Anthony '84, 1981  
 Edwardson, Christian F. '76, 1973, 74, 75  
 Ehrlich, Robert M. '53, 1950  
 Elliott, James E. '31, 1928, 29  
 Elliott, Allen E. '09, 1905  
 Elliott, Roderick R. '38, 1935, 36, 37  
 Elliott, Wallace H. '26, 1924, 25  
 Elliott, Wesley C. '02, 1897, 00, 01  
 Elliott, Wilmer R. '25, 1922, 23, 24  
 Ellis, Andrew T. '83, 1979  
 Ellis, David '02, 2001  
 Ellis, Duane E. '87, 1983, 84  
 Ellis, Roger C. '60, 1957, 58, 59  
 Ellis, Walter L. '98, 1895, 96, 97  
 Ellison, Thomas G. '84, 1981, 82  
 Elwell, Todd C. '01, 1997, 98, 99, 00  
 Emerson, Dennis P. '80, 1975, 76  
 Emerson, Robert E. '45, 1942, 46, 47  
 Emery, Henry A. Jr. '50, 1948  
 Emery, Newell W. '50, 1948  
 Emmons, Stephen H. '53, 1950  
 Endieveri, S. Scott '91, 1988  
 English, Royston D. '02, 1998, 99, 00, 01  
 English, Wesley J. '57, 1956  
 Enslin, Kristopher '12, 2009, 12  
 Eretzian, David J. '72, 1971  
 Erickson, Scott H. '77, 1973  
 Ervin, Levi '10, 2007, 08, 09  
 Estey, Richard S. '75, 1973  
 Estey, Robert J. '78, 1973

>>> FFFFFFFF  
 Fahlgren, John I. '67, 1965, 66  
 Falvey, Jeffrey '12, 2009  
 Fairfield, Edward H. '66, 1964  
 Fanjoy, Robert D. '74, 1971, 72, 73  
 Farkes, Adam '08, 2007, 08  
 Farley, James F. '84, 1980, 81, 82, 83  
 Farnham, Charles H. '97, 1893, 94  
 Farrell, Robert S. '69, 1967, 68  
 Farwell, Howard L. '09, 1905, 06  
 Faulkner, Richard D. '71, 1969, 70, 71



John Baumgartner



Dave Cusano



Dwayne Wilmot





**Mike Flynn**



**Brian Gaine**



**Garrett Gillick**

Favor, Donald E. '34, 1931, 32, 33  
 Fecteau, Clinton N. Jr. '50, 1948  
 Fedrick, Jerickson W. '17, 2014  
 Fedroff, Timothy J. '81, 1977, 78  
 Fein, Mickey D. '99, 1995, 96, 97, 98  
 Fellows, Bennett, '05, 2001 (mgr.)  
 Fellows, Christopher M. Jr. '98, 1994  
 Ferran, Andrew J. '98, 1995, 97  
 Ferrari, Philip B. '83, 1978, 79, 80, 81  
 Ferretti, Raymond A. '82, 1979, 80  
 Fersner, Kenneth '09, 2005, 06, 07, 08  
 Fichthorn, Ross H. II '95, 1992, 93, 94, 95  
 Fickett, Lester C. '32, 1929, 30, 31  
 Files, Harry P. '35, 1933  
 Filloramo, John N. '74, 1970  
 Fish, Lincoln D. '38, 1936, 37  
 Fitandies, Fred A. '51, 1950  
 Fitzgerald, Carl E. '68, 1966, 67  
 Fitzgerald, James M. '70, 1968, 69  
 Fitzgerald, Lamar '14, 2012, 13  
 Flaherty, Richard P. '65, 1962, 63, 64  
 Flanders, Frank L. '05, 1904  
 Flanders, Richard S. '79, 1976, 77, 78  
 Flores, Justin '16, 2012, 13, 14  
 Fluellen, Jhamal '09, 2006, 07, 08  
 Flynn, Michael P. '97, 1993, 94, 95, 96  
 Fogler, John P. '50, 1948, 49  
 Fogler, Thomas K. '53, 1950  
 Foley, Frank M. '85, 1984, 85  
 Foley, Kevin F. '74, 1972, 73  
 Foley, Thomas D. '96, 1992, 93  
 Folz, Jacob '08, 2006, 2007  
 Footman, Harold R. '52, 1949  
 Forbes, Clinton F. '06, 1905  
 Ford, Keith '05, 2001  
 Forman, Jamaal '07, 2004, 05, 06, 07  
 Fort, Daryl L. '92, 1991  
 Foster, John R. '25, 1923, 24  
 Foster, Kenneth C. '34, 1931  
 Fox, James T. '88, 1985, 86, 87  
 Frame, George M. '36, 1934, 35  
 Fraser, James A. H. '62, 1960, 61  
 Fraser, Oren '26, 1924, 25  
 Fraza, George L. '72, 1971, 72  
 Frazier, Donald E. '33, 1932  
 French, Frank A. '17, 1916  
 French, Joseph E. '01, 1897  
 Fringer, Robert C. '55, 1952  
 Fuller, E. Paul '92, 1989, 90, 91, 92  
 Furey, John G. '19, 1916  
 Furlong, Charles R. Jr. '54, 1951, 52, 53  
 Furman, John R. Jr. '65, 1962, 63  
 Fusco, Dante '05, 2001, 02, 03

**>>> GGGGGGGGGG**

Gaine, Brian W. '95, 1992, 93, 94, 95  
 Gakos, Jeff '14, 2011, 12, 13  
 Galiza, Lawrence J. '86, 1982  
 Gallant, Jon R. '99, 1995, 96, 97, 98  
 Gallant, Lance A. '69, 1967, 68  
 Gangi, Stephen J. '99, 1995, 96, 97, 98  
 Garabedian, Aram G. '57, 1954, 55, 56  
 Garcia, Michael J. '86, 1982, 84  
 Gardner, Leroy W. '10, 1908  
 Gardner, Richard C. '54, 1948  
 Gardner, Charles S. '41, 1939, 40  
 Garlic, Maurice A. '06, 2002, 03  
 Garneau, Lucien R. '54, 1951, 52, 53  
 Gaspard, Craig '77, 1973, 74, 75  
 Gautier, Jonathan A. '97, 1994, 95, 96, 97  
 Gay, Thomas E. '25, 1923  
 Gelsomino, John E. '03, 1999, 00, 01, 02  
 Geneva, Maurice L. '43, 1941, 42  
 Genge, Clarence K. '41, 1938, 39  
 Gentile, Michael C. '24, 1923  
 Gerber, Michael C. '81, 1976, 77, 78  
 Gerrish, Harold A. '40, 1937, 38, 39  
 Gervais, Andrew '02, 1999, 00  
 Getchell, Edward L. '14, 1913  
 Givenski, Steven '93, 1989  
 Gibson, John S. '90, 1986, 87, 88, 89  
 Gilbert, Charles E. '94, 1893  
 Gilbert, Ernest J. '70, 1968, 69  
 Gilley, Frank P. '44, 1941  
 Gillick, Garrett K. '00, 1996, 97, 98, 99  
 Gilman, Clarence R. '43, 1942  
 Gilman, John A. '00, 1896  
 Gillmann, Christopher '87, 1983, 84, 85, 86

Ginsberg, George S. '21, 1917, 18, 19, 20  
 Giordano, Stephen A. '79, 1976, 78  
 Girard, Daniel C. '93, 1989, 90, 91, 92  
 Givans, Vinson '12, 2008, 09, 10, 11  
 Gleason, Wallace F. Jr. '38, 1935, 36, 37  
 Glebus, Martin R. '87, 1986  
 Golden, Thomas W. '55, 1952, 53, 54  
 Golobski, Bruno '36, 1934, 35  
 Gomes, Jarrod B. '04, 2000, 01, 02, 05  
 Gomes, Stefan S. '04, 2000, 01, 02  
 Goncalves, Cabrinini '16, 2012, 13, 14  
 Gonet, Edward J. '75, 1973, 74  
 Gonya, Peter M. '82, 1979  
 Goodchild, James C. '43, 1941, 42  
 Goode, Najee K. '18, 2014  
 Goodman, John U. '58, 1957  
 Goodspeed, David R. '72, 1969, 70, 71  
 Goodwin, Harlen F. '46, 1947  
 Goodwin, James W. '49, 1946, 47  
 Gordon, Arel K. '06, 2003, 04, 05, 06  
 Gordon, Christopher M. '85, 1984  
 Gordon, J. Daniel '89, 1984, 87, 88  
 Gordon, Sherwood F. '48, 1942, 46, 47  
 Goree, Devon J. '04, 2000, 01, 02, 04  
 Gorham, Frank E. '97, 1894  
 Gorham, William J. '17, 1914, 15, 16  
 Gorman, Thomas D. '85, 1983  
 Gowans, Horace P. '31, 1929  
 Gowell, Earle R. '30, 1928, 29  
 Gowell, John R. '38, 1937  
 Goynis, Alexander K. '06, 2003, 04, 05, 06  
 Graham, Benjamin F. Jr. '43, 1942  
 Grant, George C. '41, 1938, 39, 40  
 Grant, Richard G. '79, 1978, 79  
 Gravelle, Stephen L. '69, 1966, 67  
 Gray, Lyman S. '29, 1927, 28  
 Gray, Michael '94, 1990  
 Greeley, Julian F. '18, 1915  
 Greeley, Stuart F. '75, 1973, 74  
 Greene, Darius '17, 2013, 14  
 Greene, John C. '19, 1915, 19  
 Greener, Barry D. '71, 1970  
 Gribbin, Matthew F. '01, 1997, 98, 99  
 Grier, Bryan '08, 2004, 05, 06, 07  
 Griffin, Francis J. '69, 1966, 67, 68  
 Griffin, Warren '56, 1953, 54, 55  
 Grigorakos, Vasilios '18, 2014  
 Grove, William M. '55, 1951, 52  
 Grover, Archer L. '99, 1898  
 Grover, Keith L. '43, 1941, 42  
 Groves, Gary T. '86, 1982, 83, 84, 85  
 Gruhn, George H. '25, 1921, 22, 23, 24  
 Gsell, Christopher J. '86, 1984, 85  
 Guernsey, Edward F. Jr. '55, 1952, 53  
 Guions, Fred '94, 1992, 93  
 Gulliver, James L. '15, 1911, 12, 13, 14

**>>> HHHHHHHHHH**

Hadley, Alton L. III '63, 1960, 61, 62  
 Hadlock, George H. '03, 1899, 00  
 Hagopian, Martin '46, 1946  
 Haley, Michael H. '65, 1962, 63, 64  
 Hall, Alphonso Jr. '95, 1992, 93, 95  
 Hall, Amos B. '03, 1999, 00, 01, 02  
 Hall, David T. '49, 1947  
 Hall, Derrick L. '07, 2003  
 Hall, Walter J. Jr. '74, 1972, 73  
 Hallsey, Harry F. '50, 1948  
 Ham, Miles F. '20, 1918, 19  
 Ham, Ralph C. '52, 1951  
 Hamilton, Percy S. Jr. '52, 1950  
 Hamilton, Robert S. '71, 1968, 69, 70  
 Hamlin, Joseph H. '38, 1934, 36, 37  
 Hamm, Philip W. '09, 1908  
 Hammond, Avery C. '11, 1907, 08  
 Hammond, Matthew S. '03, 2000, 01, 02, 03  
 Hanscom, Alan D. '75, 1973, 74  
 Hanson, Dale E. '62, 1959, 60, 61  
 Harding, David R. '43, 1941  
 Harding, Theodore P. '38, 1935  
 Harding, William R. '43, 1941  
 Hardy, John, '13, 2012  
 Hardy, John A. '16, 2014  
 Harlow, Charles W. '65, 1962, 63, 64  
 Harlow, Stephen G. '75, 1973, 74  
 Harmon, Ralph C. '09, 1908  
 Harner, Frederick C. '93, 1990, 91, 92, 93  
 Harney, Charles W. '70, 1967  
 Harney, Francis L. III '66, 1963, 64, 65  
 Harnum, David K. '66, 1963, 64, 65  
 Harnum, Donald J. '62, 1959, 60, 61  
 Harriman, Leon C. '65, 1963  
 Harrington, Joseph L. '40, 1938, 39  
 Harris, Derrick '10, 2007, 08, 09  
 Harris, James W. '41, 1939, 40  
 Harris, Liston L. '03, 1899  
 Harris, Lorenzo S. III '94, 1990, 91, 92  
 Harris, Louis T. '40, 1939  
 Harris, Terence D. '02, 1998, 99  
 Harris, Troy '09, 2006, 2007, 08, 09  
 Harrison, David B. '79, 1976, 77, 78  
 Hart, Darrius E. '19, 2014  
 Hartman, Harry R. '28, 1927  
 Harvey, Brian '12, 2008, 09, 11, 12  
 Harvey, Leroy H. '01, 1899, 00  
 Harvey, Michael A. '00, 1996, 97, 98, 99  
 Harvey, Reed D. '23, 1919  
 Hastings, Henry S. '73, 1970, 71  
 Hatch, Howard A. '00, 1896, 98, 99  
 Hawkes, Bryan E. '97, 1994, 95, 96, 97  
 Hay, Robert B. '43, 1942  
 Hayden, Malcolm S. '49, 1948  
 Hayes, Chad W. '02, 1998, 99, 00, 01  
 Hayes, Gordon S. '32, 1931  
 Hayes, James M. '72, 1969, 70, 71  
 Hayes, Richard E. '38, 1937  
 Hayes, Robert E. '73, 1970, 71, 72  
 Haynes, Whitcomb '28, 1927  
 Heath, Stanley '97, 1894  
 Hebert, Hector A. '30, 1929  
 Hebra, Sergio Jr. '88, 1984, 85, 86, 87  
 Heidt, Douglas C. '80, 1977, 78, 79  
 Henderson, Douglas S. '97, 1996, 97  
 Henderson, Jermaine '10, 2007, 09  
 Henderson, Leroy W. '48, 1945  
 Henry, James A. '05, 2001, 02, 03, 04  
 Henry, Kenneth D. '07, 2003, 04, 06  
 Herbine, Andrew J. '00, 1999  
 Hersey, Thomas M. '34, 1931, 32  
 Hersom, James A. '82, 1981, 82  
 Hersom, John B. '83, 1979, 80, 81  
 Hersom, Lawrence R. '51, 1950  
 Hevesy, John J. '94, 1991, 92, 93  
 Hewes, Richard D. '50, 1948, 49  
 Hewins, Walter C. '52, 1950, 51  
 Hews, Charles E. '69, 1968  
 Heywood, Heywood H. '96, 1893  
 Hicks, Anthony '07, 2004, 05  
 Hickson, Paul E. '30, 1928  
 Higgins, Clyde E. '36, 1933, 34, 35  
 Higgins, David R. III '80, 1977, 78, 79  
 Higgins, Harrison P. '09, 1905, 06, 07  
 Higgins, Royal G. Jr. '17, 1915  
 Hill, Kyle D. '00, 1997, 98  
 Hill, Richard L. '34, 1933  
 Hiller, Howard B. '17, 1916  
 Hilton, William '11, 1910  
 Hincks, Maynard A. '32, 1931  
 Hinds, James R. '86, 1983, 84, 85  
 Hinds, Walter C. Jr. '47, 1947, 48  
 Hirst, Walter F. '66, 1963, 64, 65  
 Hochadel, Joseph M. '70, 1967, 68, 69  
 Hodge, Gerald F. '53, 1950, 51, 52  
 Hodges, Michael L. '67, 1965, 66  
 Hodgins, Robert L. '09, 1906  
 Hodgkins, John E. '84, 1981, 82, 83  
 Hodgson, J. Michael '82, 1976, 77, 78  
 Holliday, David '92, 1988  
 Holyoke, Donald B. '41, 1940  
 Honer, Carl N. '35, 1933, 34  
 Hood, David 2015, 2011, 12  
 Hood, William J. Jr. '78, 1974, 75, 76, 77  
 Hook, Joseph '14, 2010, 11, 12, 13  
 Horn, Floyd P. '65, 1963, 64  
 Horne, Cecil W. '31, 1928, 29, 30  
 Hosmer, George L. '12, 1909  
 Hostetter, Raymond E. Jr. '57, 1954, 55, 56  
 Hough, Scott F. '90, 1986, 87, 88, 89  
 Houghton, Arthur C. '11, 1907  
 Houle, James '63, 1962  
 Howley, Chris '13, 2009, 10, 11, 12  
 Hoyt, Chase '16, 2012, 14  
 Hoyt, David W. '23, 1922  
 Huard, John R. '67, 1964, 65, 66  
 Huflnagle, Gary M. '86, 1981, 82, 83, 84  
 Hughes, Paul M. '85, 1983, 84



# Letterwinners

Hume, Zachary C. '18, 2014  
 Hunter, W. Calvin III '03, 2000  
 Huot, Laurence H. '32, 1930  
 Hurd, Robert L. '65, 1963, 64  
 Hussey, Gorham W. '54, 1951  
 Hussey, James M. '81, 1977, 79  
 Hussey, Philip R. '12, 1911  
 Hussey, Robert S. '38, 1937  
 Hussey, Wayne B. '21, 1915, 16, 19, 20  
 Hussey, William F. '01, 1897  
 Hutchings, Leslie M. '37, 1935, 36  
 Hutchins, Randall E. '89, 1987  
 Hutchinson, Alfred '44, 1941, 42, 46

### >>> I I I I I I I I

Ibrahim, Michael '84, 1980, 81, 82, 83  
 Ingalls, David G. '88, 1983, 85, 86, 87  
 Inman, Dale R. '70, 1967, 68, 69  
 Irvine, William L. '42, 1940, 41  
 Irzyk, Robert J. '92, 1988, 90  
 Iverson, Erik '05, 2001  
 Iwaszko, Robert M. '71, 1970, 71

### >>> J J J J J J J J

Jaczar, Edward R. '93, 1989  
 Jack, Philip C. '99, 1895  
 Jackson, Anthony E. '93, 1991, 92, 93  
 Jackson, Chris '06, 2004  
 Jackson, Nolan B. '37, 1935, 36  
 Jackson, Ralph C. '26, 1923  
 Jagoutz, Richard S. '74, 1972, 73  
 Jagoutz, Todd D. '01, 1997, 98, 99, 00  
 James, Darios '12, 2009, 10, 11, 12  
 James, Kendall '14, 2010, 11, 12, 13  
 James, A. Keith '88, 1986, 87, 88  
 James, Henry A. '71, 1968, 69, 70  
 Jameson, Robert A. '97, 1993, 94, 95, 96  
 Jasionis, John P. '32, 1929  
 Jenkins, Howard L. '17, 1916  
 Jenoski, Michael E. '82, 1979, 81, 82  
 John, Walter F. '53, 1951  
 Johnson, Bertrand R. '98, 1895, 96  
 Johnson, Bruce Jr. '16, 2012, 13, 14  
 Johnson, Chester C. '10, 1909  
 Johnson, David L. '88, 1984  
 Johnson, Derrick '14, 2010, 11, 12, 13  
 Johnson, Herbert H. '42, 1940, 41  
 Johnson, Lloyd G. '99, 1995  
 Johnson, Stanley F. '41, 1938, 39  
 Johnson, William H. '70, 1968, 69  
 Joly, John M. '77, 1975, 76  
 Jones, Daniel T. '92, 1989, 90, 91, 92  
 Jones, Francis C. '38, 1935, 36  
 Jones, Howard N. '18, 1917  
 Jones, Isaiah '16, 2012, 13, 14  
 Jones, Lawrence S. Jr. '94, 1990, 91, 92, 93  
 Jones, Nigel '16, 2012, 13, 14  
 Jones, Philip '63, 1962  
 Jones, Samuel E. '19, 1915  
 Jones, Samuel E. Jr. '50, 1946  
 Jones, Tyrell '10, 2007, 08, 09  
 Jones, Steven P. '75, 1972, 73, 74  
 Jordan, Fred T. '22, 1921  
 Jordan, Leonard B. '24, 1923  
 Jordan, Thomas A. '70, 1967, 68, 69  
 Jordan, Wesley D. '62, 1961  
 Joseph, David A. '64, 1962, 63  
 Joseph, Zedric '14, 2013  
 Joslyn, Daniel A. '04, 2000, 01, 02, 03  
 Jowett, Robert F. '85, 1981, 82, 83, 84  
 Judd, Morris H. '34, 1933  
 Judge, Charles F. '75, 1973  
 Judge, Thomas F. '00, 1898

### >>> K K K K K K K K K K

Kalman, Keith A. '68, 1965, 66, 67  
 Kane, Warren S. '33, 1932  
 Kasmer, Charles N. '89, 1985, 86, 87, 88  
 Kasmer, Charles W. '55, 1952, 53  
 Keahon, Thomas N. '80, 1977, 78  
 Keany, Paul A. '67, 1964, 65, 66  
 Keating, Christopher P. '79, 1975, 76, 77, 78  
 Keating, Conor '11, 2008, 09  
 Keating, Stephen J. '83, 1979, 80, 81, 82  
 Keating, Thomas D. '72, 1970, 71  
 Keefe, James D. '86, 1982, 83, 84, 85  
 Keegan, William C. '94, 1989, 90, 91, 92  
 Keenan, Peter C. '78, 1975, 76, 77

Keene, Brentley D. '65, 1962, 63, 64  
 Kehoe, Kevin W. '89, 1986  
 Kelleher, Neil P. '85, 1980  
 Keller, Percy R. '01, 1900  
 Kelly, Gregory M. '95, 1992, 93, 94  
 Kelly, Joseph E. '78, 1975, 76, 77, 78  
 Kelley, Jeremy '10, 2007, 08, 09  
 Kenaley, Shawn C. '00, 1998  
 Kendrigan, John T. '08, 1907  
 Kennedy, Chester N. '50, 1948  
 Kennedy, Theodore D. '82, 1979, 80  
 Kenney, Patrick J. '04, 2000  
 Keohane, Daniel B. '76, 1973, 74, 75  
 Kerry, David T. '61, 1958  
 Kiefer, Kash '09, 2006, 2007, 08  
 Kierstead, Robert B. '03, 1999, 00, 01, 02  
 Kilbrith, Wesley H. '62, 1954  
 Kiley, Edward H. '62, 1961  
 Kimball, John H. '70, 1969  
 King, James P. '11, 1907, 08, 10  
 King, John E. '81, 1977, 78  
 King, Joseph E. '44, 1941, 46  
 King, Matt L. '06, 2003, 04, 05, 06  
 Kinghorn, Robert C. '41, 1940  
 Kinney, Richard A. '62, 1958, 60, 61  
 Kirk, George E. '16, 1914, 15  
 Kiszonak, Amel F. '32, 1931  
 Kmety, John P. '04, 2000, 01  
 Knight, Frank A. '80, 1978  
 Knight, Steven J. '94, 1991, 92, 93, 94  
 Knowles, Allen M. '04, 1903  
 Knox, Jeffrey A. '90, 1986, 87, 88  
 Knox, Justin A. '05, 2003, 04, 05  
 Knudsen, Adam M. '92, 1990, 92  
 Kocsmiersky, Robert L. '66, 1964, 65  
 Koeppel, Seth H. '89, 1987, 88  
 Koris, Frank J. '45, 1942  
 Korobkin, Leonard R. '47, 1945  
 Kostacopoulos, Peter '57, 1954, 55, 56  
 Kozlakowski, Michael '16, 2012, 13, 14  
 Kreppein, Robert U. '87, 1985, 86  
 Kriger, Lewis H. '16, 1913, 14, 15  
 Kuhn, Mike '12, 2008, 09, 11, 12

### >>> L L L L L L L L L L

Labat, Pierre D. '62, 1960  
 Labenski, Thomas R. '06, 2003  
 Laberge, Robert L. Jr. '79, 1978  
 LaBonte, Richard '85, 1981, 82, 83, 84  
 Ladd, Patrick N. '72, 1969, 70, 71  
 Lahait, David C. '64, 1963  
 Lamb, Norton H. '31, 1930  
 Lamborghini, William J. '74, 1972, 73  
 Lamont, Thomas W. '83, 1979, 81  
 Lamoreau, Paul D. '27, 1924, 25, 26  
 Lancaster, Virgil M. '29, 1928  
 Landers, Andrew M. '81, 1978, 79, 80  
 Landry, Michael N. '71, 1968, 69, 70  
 Lane, Arnold C. '40, 1938, 39  
 Lane, Stuart P. '37, 1936  
 Lanza, Anthony F. '89, 1985, 86, 87, 88  
 Lanza, Ronald A. '66, 1963, 65  
 Lapham, Roger E. '79, 1979  
 Laplana, John F. '91, 1987, 88, 89  
 Laplante, John R. '29, 1928, 29  
 Lapointe, Stanley R. '78, 1975, 76, 77  
 Largay, Richard J. '51, 1949, 50  
 Laroche, Marc J. '73, 1972  
 Lavorgna, Michael L. '27, 1925, 26  
 Lawrence, George W. '98, 1895, 96, 97  
 Lawson, Clinton P. '90, 1987  
 Lazarski, Benjamin '05, 2001, 02, 04, 05  
 Lazo, Fred T. '04, 2002, 2003  
 Leadbetter, Richard A. '61, 1958, 59, 60  
 Leadbetter, W. Thomas '58, 1955, 56  
 Learned, Frank E. '05, 1902, 03, 04  
 Leathe, Stephen A. '75, 1972, 73, 74  
 Leavette, George G. '97, 1894  
 LeBlanc, Matthew '16, 2012, 13, 14  
 LeBlanc, Peter W. '00, 1996, 97, 98, 99  
 Leconte, Michael '04, 2001, 02, 03, 04  
 Ledbetter, R. Don '94, 1992, 93, 94  
 Lee, Eric '10, 2008, 09  
 Lee, Walter A. III '70, 1967, 68, 69  
 Leek, Spencer S. '41, 1939  
 Lees, Harry T. '38, 1935, 36, 37  
 Leggett, Jackson S. '77, 1974, 75, 76  
 Leggett, Leslie R. '51, 1948, 49, 50

Legree, Christopher G. '05, 2002, 03, 04, 05  
 L'Heureux, Marc R. '88, 1983, 85  
 Lehner, Mark A. '05, 2002, 03, 04  
 Leighton, Edward R. '00, 1998, 99  
 Lemay, Richard W. '49, 1945  
 Lentz, Douglas N. '74, 1971  
 Leonard, Richard J. '82, 1977, 79  
 Leone, John R. '85, 1981, 82, 83, 84  
 Leone, Joseph V. '72, 1969, 70  
 LeRoy, William S. '80, 1975, 76, 77, 78  
 Lester, Donald L. '32, 1931  
 LeVasseur, Joseph E. '72, 1970, 71, 72  
 Lewis, Herbert W. '33, 1930, 31, 32  
 Lewis, John E. '99, 1995, 96, 97, 98  
 Lewis, Mark '90, 1987, 88  
 Libby, Albion D. T. '98, 1895, 96, 97  
 Libby, Haddon B. '61, 1958, 59, 60  
 Libby, James N. '06, 1902  
 Libby, John W. '66, 1965  
 Linkletter, Robert E. '80, 1976, 79  
 Linnehan, Francis J. Jr. '48, 1945  
 Lipinski, Joseph S. '80, 1976, 77, 78, 79  
 Lippard, David '63, 1962  
 Little, Richard C. '71, 1968, 69, 70  
 Littlefield, Robert T. '26, 1923, 24  
 Littlehale, George L. '36, 1933, 34, 35  
 Locicero, Angelo M. '56, 1953, 54  
 Lockett, Kyle A. '06, 2003  
 Lonardo, Frederick J. '84, 1982  
 Long, B. Michael '97, 1994, 95, 97  
 Long, Eugene A. '45, 1944  
 Lonngren, Steven J. '79, 1977, 78  
 Lopes, William M. Jr. '74, 1971, 72, 73  
 Loranger, Charles A. '50, 1947, 48  
 Loranger, Donald G. '72, 1966, 67, 68  
 Lord, Leonard '23, 1920, 21, 22  
 Lord, Reginald G. '50, 1947, 48, 49  
 Loughlin, Thomas J. Jr. '85, 1979, 80, 81  
 Louis, Jonathan '15, 2013, 14  
 Lovejoy, Fred J. '67, 1964, 65  
 Lucy, James C. '90, 1986, 87, 88, 89  
 Lucy, Robert J. '83, 1980, 81, 82  
 Lufkin, Arthur R. Jr. '32, 1929, 30  
 Lugo, Vesnier A. '99, 1995, 96, 97, 99  
 Luke, Steven D. '90, 1987, 88  
 Lunge, Raymond F. '25, 1919, 21, 22, 23  
 Lyford, Laurence W. '45, 1942  
 Lynch, John B. '29, 1927, 28  
 Lyonnais, Dennis P. '73, 1971

### >>> M M M M M M M M M M

Maasen, John H. Jr. '41, 1938  
 MacBride, M. Milton '35, 1933, 34  
 MacDonald, Thomas '49, 1946  
 MacDonnell, Paul J. '36, 1932, 33  
 MacKinnon, Ewen I. S. '61, 1958, 59, 60  
 MacKissock, Marc T. '96, 1994, 95  
 MacNeil, George A. '14, 1910, 11  
 Madden, Patrick F. '81, 1978, 79, 80  
 Maddock, Stanley B. '71, 1969, 70, 71  
 Magliaro, Zack A. '02, 1998, 99, 00, 01  
 Maher, Frederick R. '55, 1952, 53, 54  
 Mallet, Alfred P. '39, 1936, 37, 38  
 Malnak, Alan B. Jr. '76, 1973, 74  
 Maloney, Daniel C. '85, 1981, 82, 83, 84  
 Mangiarelli, Michael '14, 2010, 11, 12, 13  
 Mann, Brian G. '03, 2000, 01, 02, 03  
 Manson, Edward A. Jr. '59, 1957, 58  
 Marchildon, Robert T. Jr. '72, 1969, 70  
 Marden, Harold C. Jr. '51, 1949, 50  
 Marden, Kenneth A. '50, 1948  
 Marquis, Alfred C. '75, 1972, 73, 74  
 Marquis, John J. '80, 1977, 78  
 Marsanskis, George G. '48, 1945, 46, 47  
 Marsh, Eric '97, 1994, 95, 96  
 Marshall, Stephen S. Jr. '35, 1934  
 Marsilio, Joseph A. '94, 1993, 94  
 Martin, Alphege J. '58, 1954, 57  
 Martin, William H. '15, 1912, 13, 14  
 Martinez, Derek '04, 2001, 02, 03  
 Mason, Alvin A. '51, 1950  
 Masterson Jr., Mark '10, 2006, 2007, 08  
 Maury, Mitchell T. '97, 1993, 94, 95, 96  
 Mawson, Joseph C. '55, 1952  
 Mayo, Donald B. '38, 1937  
 McAlary, Francis J. '36, 1935  
 McAniff, Todd M. '87, 1982, 83, 84, 85  
 McBrady, James A. '50, 1947, 48



Jarrod Gomes



Dan Joslyn




Mike Leconte





**Jack Leone**



**Eric Lewis**



**Zack Magliaro**

McBride, John J. '75, 1972, 73, 74  
 McCabe, Francis J. '32, 1931  
 McCabe, John F. '16, 2014  
 McCall, Julian '12, 2009  
 McCann, John W. '54, 1951, 52, 53  
 McCarthy, Patrick E. '02, 1899, 00  
 McCleish, Lance '93, 1989  
 McClung, Daniel L. '86, 1981, 82, 83  
 McConnell, Robert K. '73, 1970, 71, 72  
 McCormack, James M. '90, 1986  
 McCormick, Richard '78, 1974, 75, 76, 77  
 McCourt, Paul J. L. '58, 1957  
 McCoy, Kevin G. '91, 1988, 89, 90, 91  
 McCrossan, Patrick '07, 2004, 05, 06, 07  
 McCrossan, Ryan '10, 2007, 08, 09  
 McCue, Steven M. '82, 1978, 79, 80, 81  
 McDermott, Edward J. '50, 1946, 47, 48  
 McDonald, Charles E. '68, 1965, 66, 67  
 McDonald, George A. '96, 1993, 94, 95, 96  
 McDonald, Joseph R. '87, 1984, 85, 86  
 McDonald, Maurice '12, 2009, 10, 11, 12  
 McGee, Richard J. '54, 1951, 52, 53  
 McGeoghan, Philip P. '01, 1998, 99, 00  
 McGonagle, John W. '64, 1963  
 McGowan, Brandon '05, 2001, 02, 03, 04  
 McGrath, John J. '85, 1981, 82, 83, 84  
 McGuire, John E. '53, 1950  
 McHale, Martin J. '11, 1908, 09  
 McIntire, Clarence E. '44, 1941, 42  
 McKechnie, Ishmael '23, 1921, 22  
 McLaughlin, Brandon '10, 2006, 2007, 08, 09  
 McLaughlin, Christopher G. '01, 1999, 00  
 McMahan, Kevin N. '06, 2002, 03, 04, 05  
 McMillan, Jerron '11, 2008, 09, 10, 11  
 McNeill, Devin '10, 2006  
 McRae, Lincoln E. IV '95, 1992  
 Mealey, Michael D. '74, 1973  
 Means, Melbourne F. '33, 1930, 31, 32  
 Meczyrow, Jonathan '04, 2001, 02, 03  
 Meehan, James L. '46, 1942  
 Meehan, Thomas P. '62, 1954  
 Mellow, Andrew J. '74, 1971, 72, 73  
 Mellow, Michael G. '05, 2001, 02, 03, 04  
 Memmo, Paul J. '83, 1980, 81  
 Merrifield, Roland E. '57, 1954, 55  
 Merrill, Carl H. '66, 1963, 64  
 Merrill, Julian H. '24, 1923  
 Merrill, Wayne H. '39, 1936, 37  
 Merritt, Alan F. '58, 1957  
 Merritt, Carleton W. '24, 1921, 22, 23  
 Metcalf, Donald C. '10, 1906  
 Michael, Jerrold J. '58, 1957  
 Mikell, Gregory A. '94, 1991, 92, 93, 94  
 Miles, Arthur L. '61, 1958, 59, 60  
 Miles, Roger V. '57, 1952, 54, 55  
 Miller, Albert J. '48, 1945  
 Miner, Henry L. '08, 1905, 06, 07  
 Mininni, Hormidas A. '45, 1942  
 Miniutti, Firovanti O. '29, 1926, 27  
 Miniutti, John J. '37, 1936  
 Minor, Paris M. '03, 2000, 01, 02  
 Misiaszek, Paul '84, 1983  
 Missbrenner, Michael H. '96, 1993, 94, 95  
 Mochi, Jason '92, 1989  
 Modeen, William R. '78, 1977  
 Momah, Onyi '05, 2001, 02, 03  
 Monohon, P. Jordan '41, 1938, 39  
 Moody, Clyde G. '06, 2003  
 Moore, Charles D. C. '07, 1904, 05  
 Moran, John W. '30, 1928, 29, 30  
 Moran, Mike '08, 2004  
 Morin, John B. Jr. '80, 1978, 79  
 Morey, Robert L. Jr. '43, 1940  
 Morrill, George F. '45, 1946  
 Morrill, Richard A. '44, 1941, 42  
 Morrison, Jon Y. '89, 1987, 88  
 Morris, Gloria A. '79, 1976, 77  
 Morse, Bruce L. '70, 1969  
 Morse, Gerald E. '51, 1948, 50  
 Morse, James L. '18, 1917  
 Mosher, Arthur L. '62, 1960, 61  
 Mottola, Jeffrey A. '93, 1990, 91  
 Moulton, Parker N. '17, 1914, 15, 16  
 Moulton, Robert H. '48, 1942  
 Moulton, Vernon L. '58, 1955, 56, 57  
 Moyer, Harrison L. '30, 1928  
 Muise, Russell A. '84, 1980, 82, 83  
 Mulfur, Edward F. '74, 1973

Mulligan, Matthew '08, 2006, 2007  
 Mulumba-Tshimanga, Christophe '17, 2013, 14  
 Mulvaney, Arthur D. '22, 1920, 21  
 Munn, Bruce S. '55, 1952, 53, 54  
 Munroe, Jeffrey J. '81, 1979, 80  
 Munzing, Robert F. '75, 1973, 74  
 Murch, David C. '63, 1960  
 Muldock, Philip J. Jr. '49, 1945, 46, 47  
 Murph, Jemal H. '94, 1990, 91, 92, 93  
 Murphy, Herbert '94, 1893  
 Murphy, Robert L. Jr. '78, 1975, 76, 77  
 Murray, Patrick L. '86, 1983  
 Murray, Paul E. '14, 1912, 13  
 Murray, Thomas A. Jr. '47, 1945  
 Murray, William S. '21, 1920

**>> NNNNNNNNN**

Naccara, Brent '99, 1996, 97, 98, 99  
 Naccara, Steven L. '71, 1968, 69, 70  
 Nagem, Michael E. Jr. '56, 1954, 55  
 Nani, Ryan '11, 2009, 10, 11  
 Nanigan, Moses '28, 1925, 26, 27  
 Napolitano, Vernon F. '52, 1951  
 Nardone, David M. '84, 1980  
 Nash, Douglas '14, 2011, 12  
 Nason, Scott E. '89, 1984, 86, 87, 88  
 Nasser, Frederick J. '71, 1970  
 Navarro, Rocco '06, 2005  
 Neal, Frank R. '44, 1941, 42  
 Neavling, Charles C. '23, 1919  
 Neilson, Andrew C. '80, 1978, 79, 80  
 Nelson, Niles H. '59, 1956, 57, 58  
 Nelson, Walter L. Jr. '67, 1965, 66  
 Nestiel, Peter W. '00, 1997, 98, 99, 00  
 Neuss, Matthew T. '99, 1995  
 Newhall, Frederick C. '26, 1923, 24, 25  
 Nguyen, Thanh V. '97, 1995, 96  
 Nice, Coleman M. '55, 1953, 54  
 Nichols, Malik R. '02, 1999, 00, 01  
 Nickerson, Andrew R. '88, 1986, 87  
 Nickerson, Clifton S. '43, 1941  
 Nickerson, Norris E. '62, 1960, 61  
 Nigro, Paul '83, 1979  
 Nixon Jr., Lionel '09, 2005, 06, 07, 08  
 Noble, Robert A. '91, 1987, 88, 89, 90  
 Nockett, John J. '84, 1980, 81, 82, 84  
 Noddin, George A. '29, 1928  
 Nolan, Richard T. '66, 1964  
 Norris, C. Peter '68, 1965, 66, 67  
 Norton, Coleman E. '29, 1927  
 Norton, Kenneth J. '77, 1976  
 Novick, Stephen T. '54, 1951, 52, 53  
 Noyes, Herman F. '94, 1895, 97  
 Noyes, Russell K. '51, 1948, 49, 50  
 Nute, Warren W. Jr. '44, 1946  
 Nutter, Robert W. '44, 1941, 42  
 Nwosu, Ivi '05, 2001, 02, 03, 04

**>> OOOOOOOOO**

Oakes, Karl R. '23, 1921  
 O'Brian, Philip D. '73, 1971, 72  
 O'Brien, Paul M. '77, 1974, 75  
 O'Brien, Sean D. '88, 1985, 87  
 O'Brian, Arthur B. '18, 1917  
 O'Connell, Joseph S. Jr. '69, 1966  
 O'Connell, Lawrence J. '34, 1933  
 O'Connor, Brian '63, 1962  
 O'Connor, Drew D. '98, 1994, 95, 97, 98  
 O'Connor, Lateef '98, 1995, 96, 97, 98  
 O'Day, Michael J. '76, 1973, 74, 75  
 Oddi, Louis F. '50, 1947  
 Ofori, Axel '15, 2011, 12, 13, 14  
 Ondish, Jeffrey '15, 12, 13, 14  
 O'Leary, Bryan D. '87, 1983  
 O'Leary, Michael W. '70, 1967, 68  
 Oliphant, Jojo H. '00, 1996, 97, 98, 99  
 Olson, Randy A. '78, 1976, 77  
 O'Rourke, John F. '74, 1971, 72, 73  
 Ortiz, Louis A. '85, 1981, 82  
 Osgood, Carroll P. '28, 1925, 26, 27  
 Oswald, Herman H. '99, 1898  
 Osumah, Jared B. '18, 2014  
 Ottman, William K. '50, 1946, 47, 50  
 Ouellette, Peter P. '82, 1978, 79, 80, 81  
 Ouellette, Richard W. '86, 1983, 84, 85  
 Owen, Milton H. '36, 1933  
 Owens, Montell E. '06, 2002, 03, 04, 05

**>> P P P P P P P P P P**

Paganucci, Ricard M. '71, 1970  
 Paganucci, Romeo J. '20, 1917  
 Page, Arthur S. '00, 1898  
 Palmacci, Jed A. '78, 1974, 75, 76, 77  
 Palmer, Edward E. '99, 1896, 97, 98  
 Palmer, Edward E. Jr. '30, 1928, 29  
 Pam, Andre F. '97, 1993, 94, 95, 96  
 Paquette, Raymond M. '86, 1983, 84, 85  
 Paradis, Paul J. '01, 1998, 99, 00  
 Parady, Harold C. '46, 1946, 47  
 Parady, James E. '84, 1982  
 Parady, Kenneth E. '57, 1952, 56  
 Paramoure, Reginald '08, 2004, 05, 06, 07  
 Parcells, Christopher '08, 2005, 06, 07  
 Parcells, Craig '07, 2005  
 Park, Todd R. '94, 1991, 92, 93, 94  
 Parker, Brendon K. '96, 1993  
 Parker, Carl L. '73, 1970, 71, 72  
 Parker, Corey P. '92, 1989, 90, 91, 92  
 Parker, Edward A. '04, 1901, 02, 03  
 Parker, William E. '12, 1908, 09, 10, 11  
 Parsons, Philip S. '34, 1931, 32, 33  
 Parsons, Shirley R. '37, 1936  
 Pascal, Patrick '15, 2012, 13, 14  
 Pasquill, William A. Jr. '68, 1965, 66, 67  
 Patterson, Tyler '14, 2010, 11, 12, 13  
 Patrick, Thomas K. '62, 1960, 61  
 Patrinellis, Charles S. '39, 1938  
 Pau, Patrick '05, 2001, 02, 03, 04  
 Paul, Christopher A. '79, 1975, 76  
 Paul, David J. '73, 1970, 71, 72  
 Pauleus, Robert '92, 1989, 90, 91, 92  
 Paven, William G. '86, 1983, 84  
 Pavuk, Stanley M. '93, 1989  
 Payne, Donald L. '83, 1981  
 Peabody, Herbert S. '40, 1938, 39  
 Peakes, Harry W. '28, 1925, 26, 27  
 Pearce, Charles A. '98, 1895, 96  
 Pearson, Jerron '09, 2005, 06, 07, 08  
 Pease, Alan C. '52, 1950  
 Peck, Luther '02, 1901  
 Pedersen, James '04, 2001, 02  
 Pela, Ufuoma A. '01, 1998, 99, 00  
 Pelkey, Stuart J. '87, 1984, 85, 86  
 Pellerin, Matthew '14, 2012  
 Pendleton, Gordon R. '52, 1949, 50, 51  
 Pendleton, Paul A. '67, 1965, 66  
 Penna, Nicholas A. '88, 1985, 86, 87, 88  
 Peppard, Joshua T. '71, 1967  
 Pereira, Christian A. '05, 2001, 02, 03, 04  
 Perkins, DeForrest H. '00, 1898  
 Perkins, Gerald R. '67, 1965, 66  
 Perkins, William G. '65, 1962, 63, 64  
 Perry, Ronald C. '54, 1951, 52, 53  
 Peters, Bradley K. '81, 1980  
 Peters, Laurence A. '92, 1989  
 Peterson, Alan G. '84, 1980, 81, 82, 83  
 Peterson, Henry A. '17, 1914, 15, 16  
 Pettaway, Claude Jr. '91, 1987, 88, 89, 90  
 Petteway, Wesley J. '00, 1996, 97, 98, 99  
 Pettingall, Mark A. '88, 1987  
 Perillo, Justin '14, 2010, 11, 12, 13  
 Peucker, Christopher C. '87, 1984, 85, 86  
 Phanor, Kevin '11, 2008, 09, 10, 11  
 Phelan, Paul J. '85, 1981, 82, 83, 84  
 Philbrook, Earle W. '07, 1906  
 Pickering, Clayton '84, 1983  
 Pickett, Robert A. '59, 1957, 58  
 Pierce, Paul E. '82, 1979  
 Pierce, Richard M. '43, 1940, 41  
 Pierpont, David W. '75, 1972  
 Pierre, Manzi '09, 2006, 2007  
 Pierre, Vladimir G. '00, 1998  
 Pike, Julius '33, 1930, 31, 32  
 Pike, Thomas J. '54, 1952, 53  
 Pinault, Roland A. II '92, 1988  
 Pinkham, Kenneth E. '60, 1958  
 Piper, Jon R. '70, 1967, 68  
 Pirruccello, Jonathan '09, 2005, 06, 07, 08  
 Planz, Curt J. '92, 1989, 90, 91  
 Platter, George J. '68, 1965, 66, 67  
 Plavin, Leonard N. '48, 1945  
 Plimpton, Robert H. '38, 1935  
 Pluta, Frank J. Jr. '55, 1952, 53, 54  
 Pocius, Peter P. Jr. '53, 1949, 50, 51  
 Poirier, Peter D. '96, 1993, 94, 95, 96  
 Pollock, Thomas E. '42, 1940, 41





# Letterwinners

Ponto, Steven R. '92, 1988  
 Pooler, Paul J. '70, 1968, 69  
 Porter, Lucas R. '98, 1996, 97  
 Porter, Michael R. '72, 1970, 71, 72  
 Porter, Ralph '48, 1945  
 Pottle, Richard H. '60, 1957, 58, 59  
 Potvin, William '73, 1972  
 Pourby, John S. '94, 1992, 93  
 Powell, Harold N. '29, 1927  
 Power, Percy A. '20, 1917  
 Prancevicius, John P. '90, 1988, 89, 90  
 Pratt, Charles O. '10, 1909  
 Pratt, George L. '69, 1968  
 Pratt, John H. '40, 1937, 38  
 Pratt, Jonathan J. '86, 1985  
 Prentiss, John W. '78, 1974  
 Presnell, Donald F. '44, 1941, 42, 46  
 Price, Jonathan D. '73, 1971, 1972  
 Prior, Richard D. '75, 1972, 73, 74  
 Proctor, M. Dewing '37, 1934, 35, 36  
 Provencher, Robert '57, 1954, 55, 56  
 Pruett, Joseph A. '51, 1948  
 Puchalski, Ronald J. '73, 1970, 71, 72  
 Puffer, Charles L. '03, 1899  
 Pullen, Richard J. '79, 1978, 79  
 Purington, Clinton E. '16, 1913, 14, 15  
 Purington, Lawrence G. '23, 1919

### >> QQQQQQQQ

Quackenbush, Ernest L. '69, 1966, 67, 68  
 Queener, Jacob '09, 2006  
 Quezada, Joan '06, 2002, 03, 04, 05  
 Quigley, Richard '39, 1937, 38  
 Quilla, Garth R. '69, 1966  
 Quinn, Brian P. '06, 2002, 03, 04, 05  
 Quinn, John T. '22, 1919  
 Quinn, Robert M. '56, 1952  
 Quint, Raymon A. '07, 1904, 05, 06

### >> RRRRRRRR

Rackliffe, Clinton N. '02, 1900, 01  
 Radulski, Stephen J. '05, 2002, 03, 04, 05  
 Ramsdell, Dean C. '84, 1981, 82, 83  
 Rand, David M. '58, 1956, 57  
 Randall, Desmond '10, 2006, 07, 09  
 Randall, James M. '59, 1952  
 Rasmussen, Thomas D. '81, 1977, 79, 80  
 Rawcliffe, Rudy J. '77, 1974, 75, 76  
 Ray, Ryan F. '96, 1994, 95, 96  
 Ray, Vinton R. '10, 1905, 06, 08, 09  
 Reagan, Chris 2012, 2010, 11  
 Reardon, Jeremiah T. '19, 1914, 15, 16  
 Rebholtz, David G. '84, 1980  
 Reed, Earle D. '39, 1938  
 Reed, Frank R. Jr. '06, 1902, 03, 04, 05  
 Reed, Jaleel B. '18, 2014  
 Reed, Kenneth E. Jr. '45, 1944  
 Reed, Richard E. '78, 1973, 75, 76  
 Reed, Thomas F. '36, 1935  
 Reese, Samuel H. '35, 1932, 33, 34  
 Regulski, Peter A. '90, 1987, 88  
 Reid, James T. '73, 1970, 71, 72  
 Reidman, Edward A. '62, 1959, 60, 61  
 Reidman, Ernest J. '38, 1935, 36, 37  
 Reidman, Patrick E. '64, 1962, 63  
 Reilly, Daniel F. '88, 1984, 85  
 Reilly, Richard Y. '51, 1947, 48  
 Reinebold, Jeffrey D. '80, 1977, 79, 80  
 Reitz, John A. '41, 1938, 39, 41  
 Repscha, Albert H. '25, 1923, 24  
 Reuss, Sean '17, 2013, 14  
 Reynolds, Craig P. '84, 1978, 79, 81, 82  
 Rhodes, John J. Jr. '72, 1969, 70  
 Ricard, Patrick '17, 2013, 14  
 Ricci, Carol J. '76, 1973  
 Rice, James L. '97, 1993, 94, 95  
 Rice, Richard L. '34, 1932  
 Rice, Robert '63, 1960  
 Rich, Albert D. '98, 1994, 95, 97, 98  
 Richards, Laurence D. '68, 1967  
 Richardson, Harrison L. '52, 1950, 51, 52  
 Richardson, Mark R. '70, 1967, 68, 69  
 Richardson, Peter J. '03, 1999, 01, 02, 03  
 Ricker, William J. '05, 1903  
 Rideout, Raymond M. '50, 1947  
 Rilatt, David T. '96, 1993, 94, 95, 96  
 Riley, Alan H. '66, 1963, 64, 65  
 Riley, Walter E. '32, 1929, 30, 31

Rioux, Laurent J. '71, 1969  
 Riviere, William A. '65, 1963, 64  
 Roach, Erwin '14, 2010, 11, 12, 13  
 Roak, William J. '05, 2002, 03  
 Robards, David '80, 1978  
 Robbins, Charles A. '00, 1898  
 Robbins, Winston C. '34, 1931  
 Roberts, John '63, 1961, 62  
 Roberts, Justin '06, 2004, 05, 06  
 Roberts, Malcolm W. '40, 1939  
 Roberts, Michael L. '78, 1975, 76, 77  
 Robertshaw, Gilbert T. '33, 1931, 32  
 Robertson, Robert A. '63, 1961, 62  
 Robinson, Agean E. '05, 2001, 02, 03, 04  
 Robinson, Edward A. '43, 1941, 42  
 Robinson, Joseph '95, 1992, 93, 94, 95  
 Roche, Brian M. '91, 1989, 90, 91  
 Rockhill, Steven L. '79, 1976  
 Roderick, Burleigh H. '37, 1934, 35, 36  
 Rogers, Chad E. '99, 1997, 98, 99  
 Rogers, Lore A. '96, 1893, 94, 95  
 Rogers, Philip N. '38, 1937  
 Rogers, Thomas J. Jr. '91, 1987, 88, 89, 90  
 Rogerson, Ronald A. '66, 1964  
 Rollins, Donald L. '36, 1933, 34  
 Romansky, Monroe J. '33, 1930, 31, 32  
 Root, Steven P. '86, 1984, 85, 86  
 Rosebush, Richard L. '76, 1973  
 Ross, Wayne H. '58, 1957  
 Roth, Steven K. '89, 1985, 86, 88, 89  
 Rounds, Albert P. '07, 1906  
 Roy, Lionel E. '51, 1948, 49  
 Royal, John W. '51, 1948, 49, 50  
 Royer, Alfred D. '76, 1973, 74, 75  
 Rudman, Maurice A. '18, 1914  
 Ruffner, Charles W. '15, 1912, 13, 14, 15  
 Rumazza, O. Lawrence '32, 1931  
 Rumelhart, Joel R. '97, 1994, 95, 96  
 Runnells, Derek '08, 2005, 06  
 Russell, David P. '76, 1973, 74  
 Russell, James L. '42, 1940  
 Russell, Mark D. '73, 1970, 71  
 Russell, Troy '13, 2009, 10, 11, 12


### >> SSSSSSSS

Saleeby, Jan E. '56, 1954, 55  
 Salisbury, Charles V. '50, 1948  
 Salisbury, Gifford R. Jr. '97, 1996, 97, 98  
 Salmon, Jeremy '18, 2013, 14  
 Salomon, Rodney '09, 2005  
 Salter, Stephen J. '79, 1977, 78  
 Samuels, Randy '16, 2012, 13, 14  
 Sanzaro, David A. '85, 1981, 82, 83  
 Saulnier, Peter S. '91, 1990, 91  
 Savage, Hoyt B. '25, 1922, 24  
 Savage, Julie '91, 1990  
 Sawyer, Allen F. '14, 1909, 11, 12, 13  
 Sawyer, Charles J. '98, 1895, 96, 97  
 Sawyer, David C. '67, 1964, 65, 66  
 Sawyer, James H. '04, 1900, 01, 02, 03  
 Sawyer, Raymond D. '64, 1961, 62, 63  
 Sawyer, Roger H. '64, 1961  
 Sawyer, Walter F. III '58, 1956, 57  
 Schmidlin, John R. '49, 1947, 48  
 Schoeck, William M. '00, 1997, 98, 99  
 Scontras, Christopher P. '79, 1978  
 Scontras, Dean '92, 1989  
 Scott, Brian S. '00, 1996, 97, 98, 99  
 Scribner, Dale F. '69, 1966, 67  
 Searles, Stanwood R. '34, 1933  
 Seavey, Haller D. '98, 1895  
 Sebastiani Jr., Luigi '10, 2006  
 Secino, David J. '78, 1974, 75, 76, 77  
 Serdy, Jake '09, 2005, 2007  
 Serena, Albert '09, 2007, 08, 09  
 Sergent, Nathan S. '02, 1998  
 Serota, Jacob '41, 1940  
 Session, Derek '11, 2008, 09, 10, 11  
 Severson, Daniel J. '64, 1961, 62, 63  
 Sezak, Samuel '31, 1930  
 Shafto, Dennis P. '80, 1978, 79  
 Shannon, Thomas R. Jr. '38, 1937  
 Shaw, Heidi J. '78, 1976  
 Shaw, Mark W. '92, 1989, 90, 91, 92  
 Shaw, Richard A. '65, 1962  
 Shaw, Robert J. '95, 1992, 93, 94  
 Shaw, Walter J. '05, 1903  
 Shea, Steve '11, 2008, 09, 10, 11


Sheehan, Patrick J. '98, 1997, 98  
 Shell, Marcus '08, 2004  
 Shepard, Steven D. '01, 1998, 99, 00  
 Shepard, Thomas D. '13, 1910, 11, 12  
 Sherry, Edward C. '38, 1937  
 Sherry, Edward C. Jr. '65, 1962, 63, 64  
 Sherry, John P. '68, 1964, 66, 67  
 Shields, Donald V. '56, 1955  
 Shimmin, Edward B. '58, 1957  
 Shipley, Sam '13, 2011, 12  
 Shulman, Scott E. '77, 1973, 74, 75, 76  
 Shute, Harry D. '41, 1937, 38  
 Shutt, James J. Jr. '86, 1981, 82, 83, 84  
 Sidelinger, Dana P. '36, 1933, 34, 35  
 Silva, Marquise D. '03, 1999, 00  
 Simmons, Harry M. '62, 1960, 61  
 Simon, Joseph C. '27, 1924, 25, 26  
 Simpson, John H. '62, 1959, 60  
 Sims, James M. '32, 1929, 30, 31  
 Sirmans, Benjamin F. '93, 1988, 89, 90, 92  
 Sisay, Momodou L. '01, 1998, 99, 00  
 Siviski, Michael E. '69, 1968  
 Skronski, Donald A. '73, 1972  
 Slane, Matthew J. '84, 1978, 79, 80, 81  
 Smaha, Albert H. '45, 1942  
 Smaha, Jeffrey J. '78, 1975, 76, 77  
 Small, George H. '21, 1919  
 Small, Henry D. '24, 1920, 21, 22, 23  
 Small, John H. '56, 1953, 54, 55  
 Small, Parker W. '42, 1940, 41  
 Small, Richard G. '50, 1948  
 Smart, Ernest A. '55, 1952, 53, 54  
 Smiley, Leon W. '12, 1911  
 Smith, Antoine B. '00, 1997, 98, 99  
 Smith, Carl T. '92, 1988, 89, 90, 91  
 Smith, David E. '55, 1953, 54  
 Smith, David W. '77, 1974, 75  
 Smith, Ernest J. '65, 1962, 63, 64  
 Smith, Francis W. Jr. '38, 1935, 36, 37  
 Smith, George W. '23, 1919  
 Smith, Harlan R. '50, 1948  
 Smith, Harry M. '93, 1892  
 Smith, Herman B. '09, 1905, 06  
 Smith, James J. '42, 1940  
 Smith, Louis '38, 1937  
 Smith, Michael J. '98, 1995, 96, 97  
 Smith, Michael T. '91, 1987, 88, 89, 90  
 Smith, Montelle C. '12, 1911  
 Smith, Norman '11, 2008  
 Smith, Paul D. '67, 1963, 65, 66  
 Smith, Peter F. '83, 1981, 82  
 Smith, Randolph C. '03, 2000  
 Smith, Raymond A. '32, 1929, 30, 31  
 Smith, Raymond J. '21, 1919, 20  
 Smith, Richard T. '84, 1983  
 Smith, Roger W. '37, 1934, 35  
 Smith, Warren '11, 2009, 10, 11  
 Smith, William B. '53, 1950, 51  
 Sokel, Sheldon '50, 1945  
 Soldati, Andrew G. '77, 1974, 75, 76  
 Soller, Donald P. '64, 1962, 63  
 Soloman, George S. '71, 1970  
 Soper, Edward H. '57, 1955, 56  
 Soper, James F. '59, 1957, 58  
 Soucy, Paul W. '71, 1969, 70, 71  
 Soule, Philip H. '64, 1961, 62, 63  
 Sparrow, Rodney B. '71, 1970  
 Sparrow, Theodore R. '54, 1951  
 Spearin, Josh '13, 2009, 10, 11, 12  
 Spearin, Matt '12, 2009  
 Speed, Gregory A. '77, 1976  
 Speirs, Garrett D. Jr. '45, 1946  
 Speirs, James E. '18, 1914, 16  
 Spence, Robert '62, 1959, 60  
 Spence, Scott D. '94, 1989  
 Spencer, Francis N. '74, 1971, 72, 73  
 Spina, Samuel M. '86, 1983, 85  
 Sprague, James B. Jr. '45, 1942  
 Springer, Ronald K. '93, 1990, 91, 92  
 Sproul, Alton L. Jr. '49, 1947, 48  
 Squires, Frank E. '44, 1941, 42  
 Squires, John E. Jr. '74, 1972, 73  
 Squires, Kenneth '94, 1990, 91, 92, 93  
 Stafford, Ako D. '94, 1991, 92, 93, 94  
 Stafford, Bruce A. '69, 1966, 67  
 Stahl, Jack I. '42, 1940  
 Stallone, Richard '04, 2000  
 Stanton, Edward F. '26, 1924, 25



Jermaine Walker



Justin Strzelczyk




Drew O'Connor



**Christian Pereira**



**Pete Richardson**



**Ben Sirmans**

Stanzilis, Peter Jr. '64, 1961, 62  
 Stearns, Robert S. '20, 1917  
 Stearns, Roger A. '41, 1938, 39, 40  
 Stephenson, Shawn A. '96, 1993, 96  
 Sterling, Roan '97, 1994  
 Sterling, Robert N. '88, 1986, 87  
 Stetson, Mark N. '05, 2001, 02  
 Stevens, Donald M. '53, 1951, 52  
 Stevens, Fred O. '06, 1905  
 Stevens, Jordan '10, 2006, 07, 08, 09  
 Stevens, Rickey '14, 2012, 13  
 Stevenson, Sean '16, 2012  
 Stewart, Clyde W. '19, 1916, 19  
 Stinson, Stephen L. '96, 1992, 93, 94, 95  
 Stockwell, Ira W. Jr. '60, 1960  
 Stolt, Robert J. '66, 1965  
 Stone, Daren O. '07, 2003, 04, 05, 06  
 Stone, Robert D. '50, 1948  
 Stone, William E. '07, 1905  
 Stratton, Richard E. '43, 1942  
 Streeter, Donald '62, 1959, 60  
 Stroud, Ryan '16, 2012  
 Strzelczyk, Justin C. '90, 1986, 87, 88, 89  
 Strout, A. Everett '22, 1921  
 Strout, Philip S. '11, 1910  
 Sturgeon, Eugene F. '52, 1949, 50, 51  
 Sturgis, Edwin A. '98, 1895, 96, 97  
 Sullivan, Daniel B. '71, 1968, 69, 70  
 Sullivan, James V. '51, 1950  
 Sullivan, Raymond J. Jr. '84, 1979, 80, 81, 82  
 Sullivan, Robert L. '61, 1958, 59  
 Sullivan, Thomas F. '81, 1977, 78, 79  
 Sundquist, Paul M. '80, 1975  
 Suydam, Ryck A. '83, 1978, 79, 80, 81  
 Svolto, Ernest '02, 1998, 99, 00, 01  
 Swadel, William '72, 1969, 70, 71  
 Swick, Eric C. '03, 2002  
 Swift, Porter L. '07, 1905, 06  
 Swindells, Steven J. '72, 1971  
 Swinson, Matthew W. '90, 1987, 88, 89, 90  
 Sylvester, Arthur C. '27, 1925, 26  
 Szaniawski, Edward W. '39, 1938  
 Szejewski, Justin F. '03, 2000  
 Szydowski, Anthony E. '92, 1990, 91, 92

>>> TTTTTTTTT  
 Talbot, Richard F. '07, 1904, 05, 06  
 Talkpa, Wellington '09, 2005, 07, 08  
 Tamm, Richard C. '50, 1948  
 Tarazewich, Frank '63, 1960  
 Tarazewich, William '58, 1955, 56, 57  
 Tarbox, Dakota D. '18, 2014  
 Tardif, Joseph S. '62, 1961  
 Tardiff, Norman G. Jr. '67, 1964, 65, 66  
 Tarr, Kevin M. '83, 1983  
 Tatro, Cody M. '99, 1995, 96, 97, 98  
 Tatupu, Mosiula M. '05, 2001  
 Tautkus, Gerard B. '80, 1974, 75, 76  
 Taylor, Alex G. '04, 1900, 01, 02, 03  
 Taylor, Larry A. '67, 1964  
 Taylor, Philip H. '24, 1922, 23  
 Taylor, Shawn E. '99, 1995, 96, 97, 98  
 Teevens, Scott O. '85, 1980, 81  
 Tennett, John J. Jr. '98, 1995, 96, 97  
 Terrell, Jason C. '94, 1990, 91  
 Terry, Aaron E. '96, 1994, 95  
 Tessari, Victor P. '74, 1973  
 Thatcher, Henry D. T. '05, 1903, 04  
 Theborge, Jerrod '96, 1992, 93, 94, 95  
 Theobald, Lancelot E. Jr. '87, 1983, 84, 85  
 Theriault, John P. '59, 1956, 57, 58  
 Thibeau, Craig N. '92, 1988, 89, 90, 91  
 Thibodeau, Charles A. '58, 1956, 57  
 Thiboutot, Peter A. '81, 1977, 78, 79, 80  
 Thomas, Albert H. '49, 1947  
 Thomas, Daniel F. '23, 1922  
 Thomas, Michael J. '96, 1993, 94, 95  
 Thomas, Richard E. '39, 1938  
 Thomas, William B. '02, 1898  
 Thombs, Raymond P. '82, 1979, 80, 81  
 Thompson, Peter S. '57, 1954  
 Thompson, Travis J. '95, 1992, 93, 94  
 Thornburn, Gordon '53, 1950, 51, 52  
 Tibbetts, Paul E. '52, 1950  
 Tinker, Herbert D. '20, 1920  
 Tippings, Charles H. '14, 1912, 13  
 Tobin, Matthew W. '93, 1991, 92  
 Todd, Richard B. '72, 1969, 70, 71  
 Topliff, Jeffrey J. '86, 1985  
 Toriola, David '13, 2012  
 Torrissi, Thomas '82, 1979

Totman, Clayton O. '35, 1933, 34  
 Towle, Charles E. '35, 1934  
 Towse, Arthur R. '03, 1900, 01, 02  
 Tozier, Rodney C. '91, 1988, 89, 90  
 Tracy, Hubert '31, 1929, 30  
 Trafton, Anthony R. '80, 1977, 78  
 Trask, Herbert L. '32, 1931  
 Trask, Stanford I. '50, 1948, 49  
 Trefethen, Joseph V. '89, 1985, 86, 87, 88  
 Treister, Chris '11, 2008, 09, 10, 11  
 Trenholm, Steven S. '77, 1975, 76  
 Trincia, Vincent R. '59, 1958  
 Tsacalotos, Peter '48, 1947  
 Tubbs, Robert C. '95, 1991, 93, 94  
 Turcotte, Jared '11, 2008, 09  
 Turgeon, Christopher M. '91, 1989  
 Turmelle, Alan R. '69, 1966  
 Turmelle, Edgar G. '50, 1948, 49  
 Turner, Herbert A. '25, 1924  
 Tursky, John M. '81, 1978, 79, 80

>>> UUUUUUUUU  
 Uhrin, Michael 2001 (mgr.)  
 Upton, Daniel '16, 2013, 14  
 Unterstein, Richard J. '76, 1973, 74, 75  
 Urann, Marcus L. '97, 1893

>>> VVVVVVVVV  
 Vail, Eugene L. '30, 1928, 29  
 Vance, Norman J. '70, 1967, 68, 69  
 Vance, Steven R. '75, 1973, 74  
 Vanidestine, Joe '06, 2004, 05, 06  
 Varney, Lewis B. '34, 1933  
 Vasalle, Stanley P. '71, 1968, 69, 70  
 Vasser, Thomas L. '61, 1959, 60  
 Veliska, Samuel W. '00, 1996  
 Venditto, Scott J. '89, 1986, 87, 88  
 Venechanos, Theodore '82, 1978, 80, 81, 82  
 Vermette, Steven R. '81, 1977, 78, 79, 80  
 Verrill, Thomas D. '39, 1938  
 Versailles, Mary L. '81, 1977  
 Vickery, Earle N. '08, 1906  
 Victor, Milton P. '51, 1949, 50  
 Violette, Harold O. '60, 1957, 58, 59  
 Violette, Steven J. '88, 1985, 86, 87  
 Voliva, Matt '09, 2005

>>> WWWWWWWWWW  
 Waite, Sumner '11, 1910  
 Walch, Dennis A. '70, 1967, 68, 69  
 Walcott, Antonio '11, 2007  
 Walker, Jermaine J. '06, 2002, 03, 04, 05  
 Walker, Malik '16, 2012  
 Walker, Terrel '14, 2010, 11, 12, 13  
 Walker, Vernon S. Jr. '66, 1964, 65  
 Wallace, John C. '13, 1912  
 Wallace, Robert L. '54, 1952  
 Waller, Ronald I. '05, 2002, 03, 04, 05  
 Waller, Ryan S. '05, 2002, 03, 04, 05  
 Walsh, James R. '72, 1970, 71, 72  
 Walsh, Matthew J. '84, 1981, 82, 83  
 Walsh, Michael P. '84, 1985, 86  
 Walton, Marcus '05, 2001, 02, 03, 04  
 Ward, Lowell E. '43, 1940, 41  
 Ward, Philip R. '51, 1948  
 Wardwell, John W. '77, 1973, 74, 75, 76  
 Ware, Marc C. '89, 1985  
 Wark, William L. '15, 1913, 14  
 Warren, Christopher '09, 2005  
 Warren, Thomas G. '79, 1976, 77, 78  
 Wasilewski, Marcus '14, 12, 13  
 Wasgatt, Asa V. '30, 1929  
 Wasgatt, Rowland J. '63, 1960, 61  
 Wasson, Sean '09, 2005, 06, 07, 08  
 Waterman, Donald M. '53, 1952  
 Waterman, Robert C. '81, 1978, 79, 80  
 Waterman, Robert D. '49, 1948  
 Watkins, Grant P. '69, 1966, 67, 68  
 Watson, Joshua '05, 2001, 02  
 Watson, Mark N. '73, 1970, 71, 72  
 Watson, Richard D. '50, 1948  
 Waxman, Jordan '12, 2008, 09, 10, 11  
 Weatherbee, Edward A. '29, 1926  
 Webber, Fred G. '04, 1901  
 Webber, Mortimer A. '98, 1896, 97  
 Webber, Robert C. '60, 1959  
 Webster, Charles S. '98, 1896, 97  
 Webster, Daniel '27, 1926  
 Webster, Walter E. III '68, 1964  
 Weed, Jonathan L. '83, 1977, 78, 79  
 Wehrman, George F. '67, 1964

Wehrman, George R. '94, 1991, 92, 93  
 Weiler, Peter B. '80, 1976  
 Weiner, Samuel '26, 1922  
 Welch, Edward F. III '77, 1975  
 Welch, John E. '60, 1957, 58, 59  
 Wesko, Michael J. '79, 1977, 78  
 Weymouth, Arthur P. '06, 1904, 05  
 Weymouth, Frank E. '96, 1893  
 Wezel, Benedict '16, 2012, 14  
 Whalen, James G. '75, 1972, 73  
 Wheeler, Manchester N. Jr. '62, 1959, 60, 61  
 Whetstone, Lamir '09, 2005, 06, 07, 08  
 Whitcomb, Ronald L. '06, 2003, 04, 05, 06  
 White, Donald E. '68, 1965, 66, 67  
 White, Harold C. '15, 1914  
 White, Harry A. '09, 1907, 08  
 White, Harvey A. '97, 1894, 95  
 White, John P. '67, 1965, 66  
 White, Philip R. Jr. '50, 1948, 49  
 White, Randall P. '61, 1958, 59  
 White, Robert H. '71, 1968  
 White, Walter A. '35, 1932  
 White, Walter C. '20, 1916  
 Whitney, Clarence A. '14, 1910  
 Whitney, Jeffrey S. '01, 1999, 00  
 Whytock, Robert D. '52, 1949, 50, 51  
 Wiggins, Davis E. '54, 1951, 52, 53  
 Wight, James H. '02, 1898  
 Wight, John C. '33, 1932  
 Wilcox, George W. '68, 1967  
 Wilder, Robert S. '88, 1984, 85, 86, 87  
 Willard, Keith B. '62, 1961  
 Willey, Gordon A. '94, 1990, 91, 92  
 Williams, Arthur '15, 2011, 12, 13, 14  
 Williams, Brian T. '03, 2000, 01  
 Williams, George S. Jr. '37, 1935, 36  
 Williams, Keien '08, 2004  
 Williams, Landis '10, 2006, 07, 08, 09  
 Williams, Marcus '05, 2001, 02, 03, 04  
 Williams, Robert A. '97, 1993  
 Williams, Steven A. '06, 2003, 04, 06  
 Williamson, Garret '13, 2009, 10, 11, 12  
 Williamson, E. Jamal '91, 1987, 88, 89, 90  
 Williamson, G. Todd '97, 1993, 94, 95, 96  
 Wilmot, A. Wayne '01, 1997, 98, 99, 00  
 Wilson, John F. '33, 1930, 31, 32  
 Wilson, Matthew '15, 2011, 12, 13, 14  
 Wilson, Nicholas '04, 2001  
 Wing, Alan F. '50, 1946, 47, 48, 49  
 Wing, David E. '70, 1967, 68, 69  
 Wingate, Charles F. '69, 1966, 67  
 Winograd, Richard M. '76, 1973, 74, 75  
 Winslow, Glen H. '72, 1972  
 Winters, Jeffrey J. '79, 1976  
 Wolfram, John C. '70, 1967, 68, 69  
 Wood, Alphonso '05, 1902, 03  
 Wood, Jeffrey C. '78, 1975  
 Wood, Ralph E. '56, 1955  
 Wood, Raymond S. Jr. '90, 1986, 87, 88  
 Wood, Spencer '12, 2009  
 Wood, Stephen E. '81, 1975, 76, 77, 78  
 Woodstock, Paul V. '88, 1986, 87  
 Woodsom, Kenneth Y. '55, 1952, 53, 54  
 Work, Winslow A. '45, 1942  
 Wormel, Ralph G. '01, 1896, 97, 98, 99, 00  
 Wormuth, John '08, 2004, 05, 06, 07  
 Worthing, Gary W. '73, 1971, 72  
 Worthley, Leon R. '64, 1963  
 Wright, A. Rameek '98, 1994, 96, 97  
 Wright, Harold W. '10, 1909  
 Wright, Micah J. '19

>>> YYYYYYYYY  
 Yanush, Charles A. '69, 1966, 67  
 Young, Kenneth H. '29, 1927, 28  
 Young, Newman H. '21, 1917, 20, 21  
 Young, Patrick R. '91, 1987

>>> ZZZZZZZZZ  
 Zakarian, Lavon '30, 1927, 28, 29  
 Zand, Nelson S. '61, 1958, 59  
 Zimmerman, David M. '48, 1947  
 Zimno, John J. Jr. '72, 1969  
 Zollo, John P. Jr. '49, 1946, 47, 48  
 Zuch, Charles Z. '70, 1967, 68  
 Zurinkas, Robert J. '95, 1990, 91, 93, 94  
 Zych, Aaron M. '00, 1997  
 Zyskowski, Michael A. '04, 2001, 02, 03  
 Zysman, Dale '25, 1924