

# 2018 ANNUAL REPORT

to Parliament on Immigration



---

**The Honourable Ahmed Hussen, P.C., M.P.**  
Minister of Immigration, Refugees and Citizenship



Immigration, Refugees  
and Citizenship Canada

Immigration, Réfugiés  
et Citoyenneté Canada

**Canada**

### **Publications Feedback Survey**

We invite you to provide us with your comments on this publication by completing our electronic feedback survey at [www.cic.gc.ca/publications-survey](http://www.cic.gc.ca/publications-survey).

For information about other IRCC publications, visit: [www.cic.gc.ca/publications](http://www.cic.gc.ca/publications).  
Available in alternative formats upon request.

Également disponible en français sous le titre : Rapport Annuel au Parlement sur l'immigration 2018

### **Visit us online**

Website: [www.cic.gc.ca](http://www.cic.gc.ca)

Facebook: [www.facebook.com/CitCanada](http://www.facebook.com/CitCanada)

YouTube: [www.youtube.com/CitImmCanada](http://www.youtube.com/CitImmCanada)

Twitter: [@CitImmCanada](https://twitter.com/CitImmCanada)

© Her Majesty the Queen in Right of Canada, represented by the Minister of Immigration, Refugees and Citizenship, 2018

Cat. no. Ci1E-PDF  
ISSN 1706-3329  
C&I 2516-11-2018

# Table of Contents

Message from the Minister of Immigration, Refugees and Citizenship . . . . .	2
Introduction . . . . .	4
I. Why Immigration Matters . . . . .	5
II. Canada’s Immigration Plan for 2019–2021 . . . . .	12
III. Managing Permanent Immigration . . . . .	13
IV. Managing Temporary Migration . . . . .	29
V. Federal-Provincial/Territorial Partnerships . . . . .	34
Additional Information . . . . .	35
Annex 1: Section 94 and Section 22.1 of the Immigration and Refugee Protection Act . . . . .	36
Annex 2: Tables . . . . .	37
Annex 3: Instructions Given by the Minister in 2017 . . . . .	42
Endnotes . . . . .	43

# Message from the Minister of Immigration, Refugees and Citizenship

Thanks in great part to the newcomers we have welcomed throughout our history, Canada has developed into the strong and vibrant country we all enjoy. Immigrants and their descendants have made immeasurable contributions to Canada, and our future success depends on continuing to ensure they are welcomed and well-integrated.

Today, Canada faces new challenges such as an ageing population and declining birth rate, and immigrants have helped address these by contributing to Canada's labour force growth.

With this in mind, Canada welcomed more than 286,000 permanent residents in 2017. Over half were admitted under Economic Class programs. The number also included over 44,000 resettled refugees, protected persons and people admitted under humanitarian, compassionate and public policy considerations.

Also in 2017, the Government of Canada adopted a historic multi-year levels plan to responsibly grow our annual immigration levels to 340,000 by 2020, with 60 percent of the growth in the Economic Class. Growing

immigration levels, particularly in the Economic Class, will help us sustain our labour force, support economic growth and spur innovation.

This increase is also helping us improve service, as we have been able to address many chronic backlogs in our immigration system. Key results include reuniting spouses and other family members within 12 months, reducing citizenship processing time from 24 to 12 months and processing caregiver applications in less than 12 months.

We have developed our levels plan in close consultation with provinces and territories, allowing them to bring in more people through their provincial nominee programs. We have also addressed regional needs by implementing the Atlantic Immigration Pilot and supporting francophone immigration communities outside Quebec.

I am proud of all we have accomplished in the past year, and we are committed to even more progress in the year ahead. In that spirit, I invite you to read the Annual Report to Parliament on Immigration 2018, including the multi-year levels plan for 2019 to 2021.

---

**The Honourable Ahmed Hussen, P.C., M.P.**  
Minister of Immigration, Refugees and Citizenship



# HIGHLIGHTS

In 2017, **56%** of permanent resident admissions were in the **Economic Class**.

In 2017, **economic immigrants** residing in Canada for at least 5 years exceeded Canadian average earnings by **6%** and were **15-24% more likely to be working** than Canadian-born residents.

In 2017, **39%** of economic immigrants settled outside Montreal, Toronto, or Vancouver.

**93%** of immigrants have a strong sense of **belonging to Canada**.  
(Source: 2013 General Social Survey)

In 2017, Canada admitted **65,417 new permanent residents** in the Economic Class through the **Express Entry** application management system.

In 2017-2018, **international migration** accounted for **80%** of population growth.  
(Source: Statistics Canada)

**93%** of immigrants have knowledge of **English or French**.  
(Source: Census 2016)

In 2017, an ambitious plan for population growth was unveiled and **5,371,162** visitor travel documents were approved.

In 2016-2017, **international students and visitors** contributed over **\$31 billion** to the Canadian economy.

Over **130%** increase in **citizenship applications** from October 2017 to June 2018.



# Introduction

Every year the Minister of Immigration, Refugees and Citizenship tables in Parliament an Annual Report on Canada's immigration system. The report provides the Minister with an opportunity to report on key details for permanent resident admissions, temporary resident volumes, and aspects of inadmissibility for the previous year. It also provides the projected number of permanent resident admissions for 2019 to 2021, which is essential for planning purposes. The Annual Report adheres to the requirements of sections 94 and 22.1 of the Immigration and Refugee Protection Act<sup>i</sup> (IRPA). For more details, see Annex 1.



## GBA+

### GENDER-BASED ANALYSIS PLUS (GBA+)

Immigration Refugees and Citizenship Canada (IRCC) is required under IRPA to include a GBA+ assessment of the impact of the Act in its Annual Report. In previous years, a separate section was created to highlight GBA+. In this year's report, GBA+ has been integrated throughout the report and is easily recognizable via the GBA+ identifier.

GBA+ is an evidence-based approach that highlights the intersecting identity factors that must be considered in policy and program development. The "plus" acknowledges that GBA goes beyond biological (sex) and socio-cultural (gender) differences to consider how race, ethnicity, age, disability and sexual orientation affect people's experience with policies, programs and initiatives.

## About Data in this Report

Other admissions data can be found in tables in Annex 2 and on the Government of Canada's Open Data<sup>ii</sup> website and in the Facts and Figures<sup>iii</sup> published by IRCC.

Please note that numbers derived from IRCC data sources may differ from those reported in earlier publications; these differences reflect typical adjustments to IRCC's administrative data files over time.



# I. Why Immigration Matters

## Canada's immigration tradition

Immigration has been an important part of building Canada into what it is today: a country that celebrates multiculturalism and diversity, has a global reputation for welcoming people from around the world, and stands up for the most vulnerable. Waves of immigrants and their descendants have contributed their talents and hard work to Canada's success.

Canada is a world leader in managed migration with an immigration program based on non-discriminatory principles, where foreign nationals are assessed without regard to race, nationality, ethnic origin, colour, religion or gender. Immigration is a defining feature of Canada: immigrants (meaning people born outside of Canada) currently represent one in five people in Canada.<sup>1</sup> Over six million new immigrants have arrived in Canada since 1990.<sup>2</sup>

Immigration makes an important contribution to Canada's economy and society and has immediate and long-term social outcomes. Whether through economic immigration, family reunification or the protection of refugees and vulnerable persons, immigration is a central pillar of Canada's success story.

## Immigrants contribute to the labour market and economy

Canada's immigration program, as set out in the Immigration and Refugee Protection Act (IRPA), is intended to "support the development of a strong and prosperous Canadian economy, in which the benefits of immigration are shared across all regions of Canada." Canada sets an annual target for immigration and selects newcomers who best contribute to the country's economic and social well-being.

With an ageing population and low fertility rates, immigration plays an important role in ensuring that Canada's population and labour force continue to grow. Given that immigrant newcomers are, on average, younger than the Canadian-born population, immigration can help mitigate some of the challenges of an ageing demographic. In addition, immigration to Canada is a tool that can help to lessen the decline of Canada's worker-to-retiree ratio. In 2012, the worker-to-retiree ratio was 4.2 to 1; projections put that ratio at 2 to 1 by 2036.<sup>4</sup>

### GBA+

#### GENDER AND DIVERSITY MATTER<sup>3</sup>

- Gender is central to any discussion of the causes and consequences of migration, and influences an individual's reasons for migrating, who migrates and to where.
- The roles, expectations, relationships and power dynamics associated with being a man, woman, boy or girl, and whether one identifies as lesbian, gay, bisexual, transgender, queer and two-spirited (LGBTQ2), significantly affect all aspects of the migration process, and can also be affected in new ways by migration.
- Risks, vulnerabilities and needs are also shaped in large part by one's gender, and often vary drastically for different groups.

<sup>1</sup> Statistics Canada, Immigration and ethnocultural diversity: Key results from the 2016 Census, <https://www150.statcan.gc.ca/n1/daily-quotidien/171025/dq171025b-eng.htm>

<sup>2</sup> Immigration, Refugees and Citizenship Canada, Departmental Plan 2017–2018, <https://www.canada.ca/en/immigration-refugees-citizenship/corporate/publications-manuals/departmental-plan-2017-2018/departmental-plan.html>

<sup>3</sup> Adapted from International Organization for Migration, Gender and Migration, 2018, <https://www.iom.int/gender-and-migration>

<sup>4</sup> Immigration, Refugees and Citizenship Canada, Backgrounder: Growing Canada's Economic Future, [https://www.canada.ca/en/immigration-refugees-citizenship/news/2017/11/growing\\_canada\\_seconomicfuture.html](https://www.canada.ca/en/immigration-refugees-citizenship/news/2017/11/growing_canada_seconomicfuture.html)

While many jobs can be filled by Canadians, gaps remain. Immigration helps to provide workers to satisfy labour market needs which, in turn, stimulates economic growth. Recent projections indicate that existing labour shortages, particularly in health, sciences, skilled trades, transport and equipment, are expected to persist into the future. Immigration also helps to meet specific regional labour market needs, especially through Provincial Nominee programs.

When immigrants come to Canada they pay taxes and spend money on housing, transportation and consumer goods. Productive capacity increases and there is a ripple effect across the economy. Canada's economy has benefitted from solid gains in the size of the labour pool, due largely to immigration. Over the past two decades, real gross domestic product (GDP) per capita, productivity and the labour force have all increased by around 1.25% per year.<sup>5</sup>

In 2017, the top five occupations of principal applicants were: information systems analysts and consultants; software engineers; computer programmers and interactive media developers; financial auditors and accountants; and administrative assistants.

In Canada, immigrants of all categories including refugees tend to have positive outcomes across a range of economic indicators. For example, in 2017, the labour force participation rates of immigrants aged 25 to 54 who landed more than 10 years earlier are comparable to those of the Canadian-born (86.9% vs. 88.4%).<sup>6</sup> The economic performance of all immigrants increases with time spent in Canada. Average employment earnings reach the Canadian average at about 12 years after landing. Principal applicants in the Canada Experience Class and Provincial Nominee program exceed the Canadian average within the first year of landing.

Ultimately, immigration is important for Canada's current and future prosperity.



*"She and her family have had a positive impact on our tourism industry and have helped create jobs in the town."*

**Isabelle Blanchard, Gravelbourg's economic development officer**

### Shaping small-town Saskatchewan

Toos Giesen-Stefiuk is living proof that immigration matters in smaller communities all across the country. She and her family moved to Canada from the Netherlands in 1981, settling in Gravelbourg, Saskatchewan, a small prairie town.

Over the past 37 years, Giesen-Stefiuk and her family have created many jobs and boosted local tourism in Gravelbourg. They owned and operated a construction company, built the Gravelbourg Inn, and opened the landmark Café Paris. She currently runs a bed and breakfast called La Maison 315.

On top of her business ventures, Giesen-Stefiuk is a 15-year veteran of the Gravelbourg town council and is actively engaged in the economic and cultural development of her community.

[Read the full story and more](#)

<sup>5</sup> Toronto Dominion Bank, Estimating Canada's Future Immigration Needs, [https://www.td.com/document/PDF/economics/special/ff912\\_immigration\\_levels.pdf](https://www.td.com/document/PDF/economics/special/ff912_immigration_levels.pdf)

<sup>6</sup> Statistics Canada, Labour force characteristics by immigrant status, Table 14-10-0083-01, 2018 <https://www150.statcan.gc.ca/t1/tbl1/en/tv.action?pid=1410008301&pickMembers%5B0%5D=1.1&pickMembers%5B1%5D=3.9&pickMembers%5B2%5D=4.2>



## Immigration has immediate and long-term social outcomes

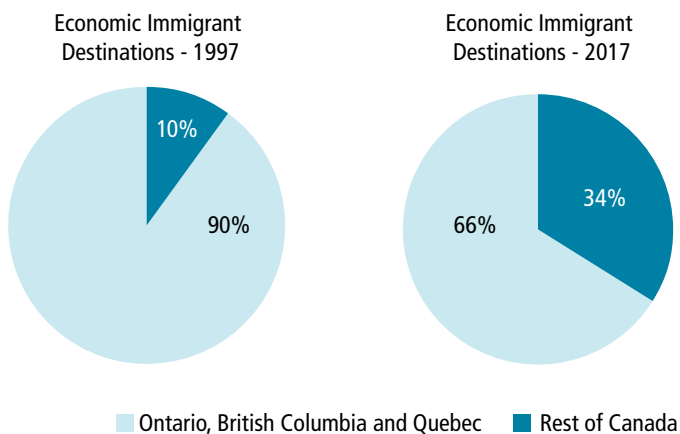
It is recognized that immigrants can play a key role in linking source and host countries as they have knowledge about both countries (language, culture, preferences and business environment) as well as access to social and business networks.<sup>7</sup> Newcomers enhance and help build our communities through civic engagement as well as contributions to and participation in charitable organizations and activities.

Most eligible immigrants go on to obtain Canadian citizenship, demonstrating a lasting commitment to the country. In 2016, more than 6.5 million immigrants were eligible to obtain Canadian citizenship. Of these, almost 86% reported that they had acquired Canadian citizenship<sup>8</sup>, which is the highest rate among similar countries.

Immigration contributes to the vitality of communities by adding newcomers and diversity to Canadian communities, including Francophone minority communities. This is facilitated in part through Provincial Nominee programs, the federal Atlantic Immigration Pilot (which began receiving applications in March 2017) and the Express Entry application management system by awarding extra points under the Comprehensive Ranking System to candidates who have strong French language skills.

The growth of the Provincial Nominee programs over the past 20 years, coupled with the introduction of the Atlantic Immigration Pilot in 2017, has helped shift immigration landing patterns beyond the largest cities. For example, in 2017, a full 34% of economic immigrants were destined outside Ontario, British Columbia and Quebec, compared to just 10% in 1997.

### Destination of immigrants across Canada



*"They're great listeners, and their staff are friendly and kind."*

**John Morgenstern,  
83-year-old veteran**

### Serving Edmonton's seniors

Chetan and Roshni Bahl, the married co-owners of the Heart to Home Meals food delivery franchise, grew up in India learning that it was important to feed people and ensure seniors are looked after properly. Now they are earning a living—and living their values—as they care for some of Edmonton's most vulnerable residents.

Processing orders and delivering meals are the central activities of their business—but their genuine interest in their customers' lives is what helps them stand out.

One day on the job, Chetan saved a customer's life. He heard a thump coming from the customer's apartment, but the man wasn't answering the door. That seemed odd, so Chetan called the building manager, who opened the door. It turned out the customer was having a heart attack. They called 911, and paramedics arrived shortly after.

Launching the business took courage and determination. But the Bahls have delivered: their franchise has grown 170% year-over-year since it opened in July 2016.

[Read the full story and more](#)

<sup>7</sup> Loretta Fung et al., *The Impact of Immigrant Business Ownership on International Trade*, 2018.

<sup>8</sup> Statistics Canada, *Focus on Geography Series – 2016 Census, 2017*, <http://www12.statcan.gc.ca/census-recensement/2016/as-sa/fogs-spg/Facts-CAN-Eng.cfm?TOPIC=7&LANG=Eng&GK=CAN&GC=01>

Immigrants have high rates of education, thereby significantly increasing the Canadian talent pool. Almost half of all immigrants between the ages of 25 and 64 held a bachelor's degree or higher in 2016, compared to just under one-quarter of the Canadian-born population in the same age group.<sup>9</sup>

The performance of subsequent generations is even stronger. Children of immigrants have a higher university completion rate than the children of two Canadian citizens by birth (41% versus 24%).<sup>10</sup>

Immigrants are active in Canadian society. In 2016, a total of 32% of immigrants volunteered and 61% of immigrants were members of social organizations, which is slightly below their Canadian-born counterparts.<sup>11</sup> The voter turnout rates for established immigrants are similar to the Canadian-born. Immigrants are interested in and have a sense of belonging to their welcoming communities.

Canada's Settlement Program plays a crucial role in supporting the integration of newcomers. The objective of this program is to assist permanent residents in overcoming integration barriers, while supporting communities to become more welcoming and inclusive. The Settlement Program provides newcomers with a comprehensive suite of services, including needs assessment and service referrals, information and orientation, language training, labour market services and community supports. In addition, the Settlement Program specifically supports Francophone minority communities through the initiatives announced in the Action Plan for Official Languages 2018–2023, including the development and consolidation of a Francophone integration pathway in collaboration with stakeholders in the Francophone settlement sector.



*“Mehari is my game-changer. Before I met him, I wasn't thinking about going to college or playing sports. Now I'm a student at the University of Windsor. We see drugs and prostitution all around us, but he guides us to look beyond it.”*

**Michael Emaneel, 21-year-old Glengarry resident**

### **Growing up, giving back: transforming teen lives in Windsor**

When Mehari Hagos arrived in Windsor, Ontario from Eritrea in 1994, he was six years old and the youngest of 10 children. He grew up in Glengarry, a low-income neighbourhood affected by drug-related violence. Now 30, he makes his living owning a gym—but views his true calling as helping Glengarry kids succeed.

A nationally recognized coach, motivator and personal trainer with a competitive sports background, Mehari Hagos is best known for working with the youth of Glengarry through his unique MH100 Teen Bootcamp.

The after-school boot camp is a 100-day high-intensity interval training program that aims not only to help participants get fit, but to fit into the community. For example, kids learn nutrition, financial literacy and the value of hard work.

While Hagos originally hoped his after-school program would simply keep kids off the street, dozens have gone on to attend university and play on varsity teams—a testament to his positive influence. “The way I look at it, I had an opportunity to come to Canada—and I better make my opportunity count and be the best that I can be.”

[Read the full story and more](#)

<sup>9</sup> Statistics Canada, Education in Canada: Key results from the 2016 Census, 2017, <https://www150.statcan.gc.ca/n1/daily-quotidien/171129/dq171129a-eng.htm>

<sup>10</sup> Feng Hou et al., Educational and Labour Market Outcomes of Childhood Immigrants by Admission Class, Statistics Canada, 2016, <https://www150.statcan.gc.ca/n1/pub/11f0019m/11f0019m2016377-eng.htm>

<sup>11</sup> Civic involvement: 2013 General Social Survey on Social Identity linked to the Longitudinal Immigration Database (IMDB); Voting: Labour Force Survey 2011, Labour Force Survey 2016 and Membership in social organizations: 2013 General Social Survey on Social Identity linked to the IMDB.

## Family reunification

Family reunification is a central pillar of Canada's immigration program and is also a core objective of IRPA. Canada has a long tradition of supporting family reunification, permitting both permanent residents and citizens to be reunited with members of their family. Family reunification plays an essential role in attracting, retaining and integrating newcomers so that they are able to build successful lives in Canada. Family members bring with them a cultural richness and diversity of experience, and can act as a bridge between their culture of origin and that of their new home in Canada. In these ways, family reunification contributes to the economic, social and cultural prosperity of all Canadians.

## Maintaining Canada's humanitarian tradition

The immigration program plays a significant role in upholding Canada's international and humanitarian commitments by offering protection to refugees and to vulnerable persons, and by responding to significant humanitarian crises. In addition, Canada offers several programs for the resettlement of refugees from abroad.

Immigration, Refugees and Citizenship Canada (IRCC) welcomed over 1,400 survivors of Daesh, including vulnerable Yazidi women and children and their families. Coordination with the settlement services community was a key component in meeting the acute needs of this group of newcomers. In 2017, IRCC welcomed 26,000 refugees and 15,000 protected persons, all of whom were eligible to receive IRCC-funded settlement services.

With unprecedented levels of global displacement in 2017—over 68.5 million persons forcibly displaced, including 25.4 million refugees—Canada is also playing a lead role in pursuing effective international responses in cooperation with partners to secure solutions for refugees and displaced persons. In March 2017, IRCC announced contributions totalling \$5.6 million to support global resettlement initiatives, which will go toward the recruitment and deployment of refugee experts to work with the United Nations Refugee Agency in the screening and submission of refugees needing resettlement<sup>12</sup>



### GBA+ SPOTLIGHT

#### Addressing gender-based violence

In 2017, the Government of Canada through Status of Women Canada launched It's Time: Canada's Strategy to Prevent and Address Gender-Based Violence. The strategy became the first in Canadian history to put in place a federal action plan to end gender-based violence. It is a whole-of-government approach aimed at preventing and addressing gender-based violence. The strategy builds on federal initiatives already under way and coordinates existing programs. Under the strategy, IRCC received \$1.5 million in funding over five years to further enhance the Settlement Program. This funding will be used to deliver targeted services for newcomer women and youth with place-based interventions that address isolation and provide mental health supports. Initiatives include training for front-line settlement workers to assist in identifying abuse and making appropriate referrals for newcomers, including those in smaller cities and rural communities.

<sup>12</sup> Immigration, Refugees and Citizenship Canada, Canada funds international refugee resettlement efforts, 2017, [https://www.canada.ca/en/immigration-refugees-citizenship/news/2017/03/canada\\_funds\\_internationalrefugeeresettlementefforts.html](https://www.canada.ca/en/immigration-refugees-citizenship/news/2017/03/canada_funds_internationalrefugeeresettlementefforts.html)

Canada is also actively advocating for increased refugee protection spaces globally by supporting efforts to adopt a global compact<sup>iv</sup> on refugees and by sharing expertise with other countries that may want to adopt our approach to refugee resettlement. In addition, IRCC is a key supporting partner in delivering on the Government of Canada’s commitments on Canada’s National Action Plan for the Implementation of the United Nations Security Council Resolutions on Women, Peace and Security 2017–2022. In this role, IRCC will support the empowerment and inclusion of women and girls around the world by assisting in Canada’s response to gender-based violence and conflict and protecting women’s and girls’ human rights in conflict settings.

Like other immigrants, refugees make valuable contributions to Canada through their participation in society and the economy.

## Temporary residents contribute to the labour market and economy

Canada also benefits from the contributions of visitors and international students who spend money in our communities, bring fresh perspectives to our institutions, and create linkages to friends and family around the world. In 2016, visitors and international students contributed \$31.8 billion to the Canadian economy.<sup>13</sup>

Temporary worker programs are essential in meeting broader short-term labour market needs. Initiatives such as the Global Skills Strategy make it easier for Canadian businesses to quickly attract the temporary foreign talent they need through a fast and predictable immigration process. Once here, these talented workers can drive innovation and help Canadian firms to grow and prosper — leading to more jobs for Canadians and a stronger economy for all.

Temporary work programs also ensure that Canada remains responsive to the needs of industries that rely heavily on foreign workers during peak seasons. For example, in some agricultural sectors, foreign workers may account for as much as three-quarters of the labour force.<sup>14</sup>



### GBA+ SPOTLIGHT

#### Helping LGBTQ2 people fleeing violence and persecution

IRCC resettles vulnerable refugees who have been forced to flee their home country due to persecution or massive conflict, including LGBTQ2 individuals who are often at heightened risk due to their sexual orientation or identity. The Department offers specialized settlement supports to all LGBTQ2 immigrants, including refugees upon arrival in Canada. The Department continues to work with LGBTQ2 stakeholders in Canada to collaboratively improve the available supports and ensure the refugee resettlement program includes an adequate LGBTQ2 lens.

<sup>13</sup> Roslyn Kunin & Associates, Inc. “Economic Impact of International Education in Canada – 2016 Update” Statistics Canada, Tourism and the Centre for Education Statistics, 2016.

<sup>14</sup> Canadian Agricultural Human Resources Council, Agriculture 2025: How the Sector’s Labour Challenges Will Shape Its Future, 2016, [https://cahrc-crrha.ca/sites/default/files/files/Labour-Employment/NAT\\_reportE\\_final.pdf](https://cahrc-crrha.ca/sites/default/files/files/Labour-Employment/NAT_reportE_final.pdf)



Depending on their human capital such as education, official language proficiency and work experience, temporary workers are invited to apply for permanent residency through Express Entry. This ranking system awards additional points to applicants with previous work or study experience in Canada, thus providing a path for skilled temporary residents to transition to permanent residence.

Ultimately, temporary residents play an important role in Canada's economy.

## Looking ahead

Canada has long benefitted from immigrants and temporary residents, with tangible long-term and immediate social and economic impacts.

Immigrants continue to make important positive contributions to Canada's economy and the vibrancy of communities across the country. The Government of Canada is gradually increasing Canada's annual admissions to nearly one percent of the population by 2020. Close to 60% of this growth will come through various departmental economic programs.



## II. Canada's Immigration Plan for 2019–2021

The levels plan for 2019–2021 replaces the three-year plan introduced in fall 2017, which for the first time in over 15 years set out planned immigration levels for more than a single year. The Minister of Immigration, Refugees and Citizenship revisits the plan each fall to adjust planned levels for the coming years, as required. The 2019–2021 plan includes adjustments to previously-announced targets in 2019 and 2020, and includes a new third year (2021).

Under this plan, Canada will welcome more talented workers with the skills and expertise our economy needs, reunite more family members and accommodate more refugees looking to start new lives. In addition, multi-year levels planning is contributing to the success of Canada's immigration program by enabling Immigration, Refugees and Citizenship Canada, its federal and provincial and territorial partners, and other key partners such as settlement service providers, to better plan for projected permanent resident admissions.

### 2019–2021 Immigration Levels Plan

	2019		2020		2021	
<b>Projected Admissions - Targets</b>	<b>330,800</b>		<b>341,000</b>		<b>350,000</b>	
<b>Projected Admissions - Ranges</b>	<b>Low</b>	<b>High</b>	<b>Low</b>	<b>High</b>	<b>Low</b>	<b>High</b>
Federal Economic Provincial/Territorial Nominees	142,500	176,000	149,500	172,500	157,500	178,500
Quebec-selected Skilled Workers and Business	To be determined	To be determined	To be determined	To be determined	To be determined	To be determined
Family reunification	83,000	98,000	84,000	102,000	84,000	102,000
Refugees, Protected Persons, Humanitarian and Other	43,000	58,500	47,000	61,500	48,500	64,500
<b>TOTAL</b>	<b>310,000</b>	<b>350,000</b>	<b>310,000</b>	<b>360,000</b>	<b>320,000</b>	<b>370,000</b>

Under the Canada-Quebec Accord, Quebec has full responsibility for the selection of immigrants destined to Quebec (except Family Class and in-Canada refugee claimants). Given the timing of the Quebec general election, Quebec's planned levels for 2019 and beyond were not finalized in time to be included in this plan. Levels targets will be established following consultation with the Government of Quebec.



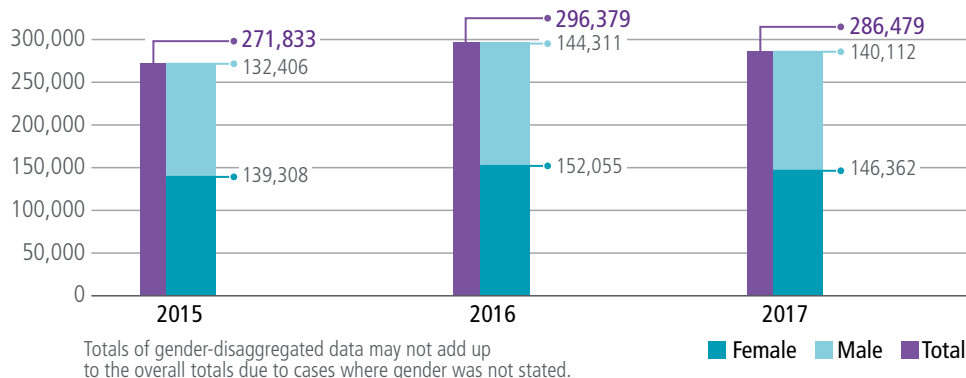
# III. Managing Permanent Immigration

## A. 2017 Permanent Resident Admissions

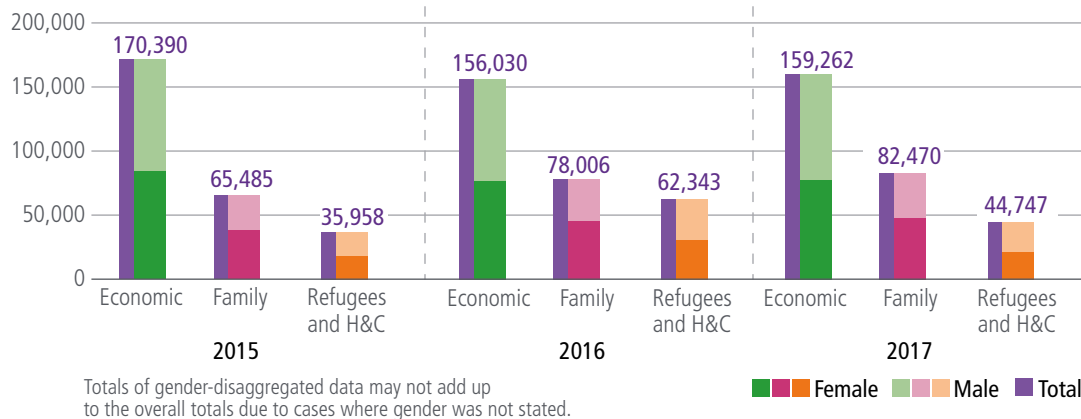
This section of the report covers permanent resident admissions since 2015, broken down by gender and the following immigration categories: Economic Class, Family Class and Protected Persons, Refugees, Humanitarian and Compassionate (H&C).

Canada admitted  
**286,479**  
permanent residents  
in 2017

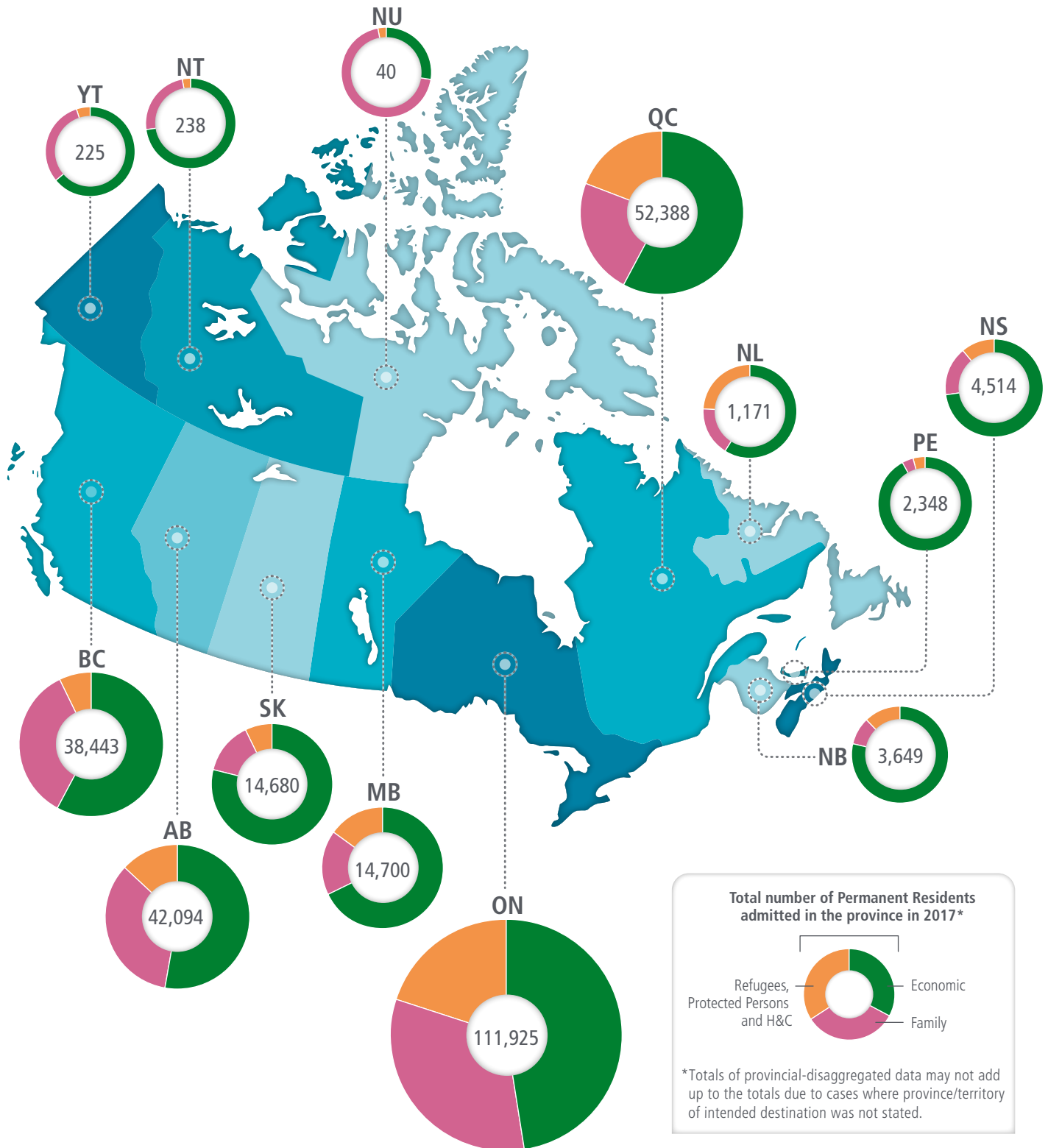
**Permanent Residents Admitted to Canada**  
(2015–2017, Principal Applicants and Immediate Family Members)



**Immigration to Canada by Category**  
(2015–2017, Principal Applicants and Immediate Family Members)



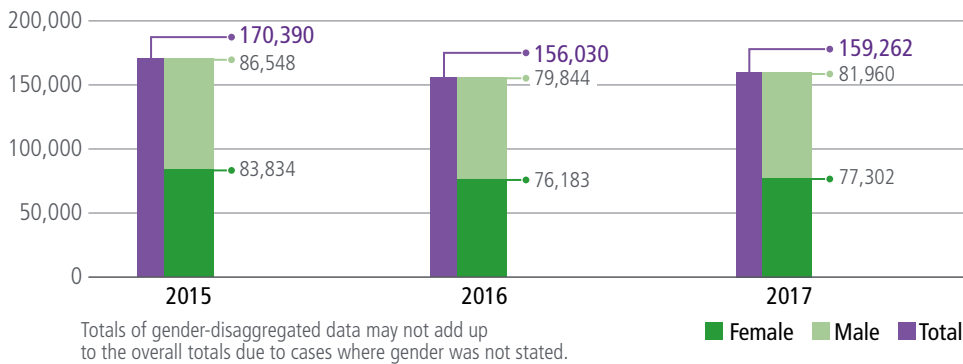
# CANADA - Admissions of Permanent Residents by Immigration Category and Province/Territory of Intended Destination, 2017



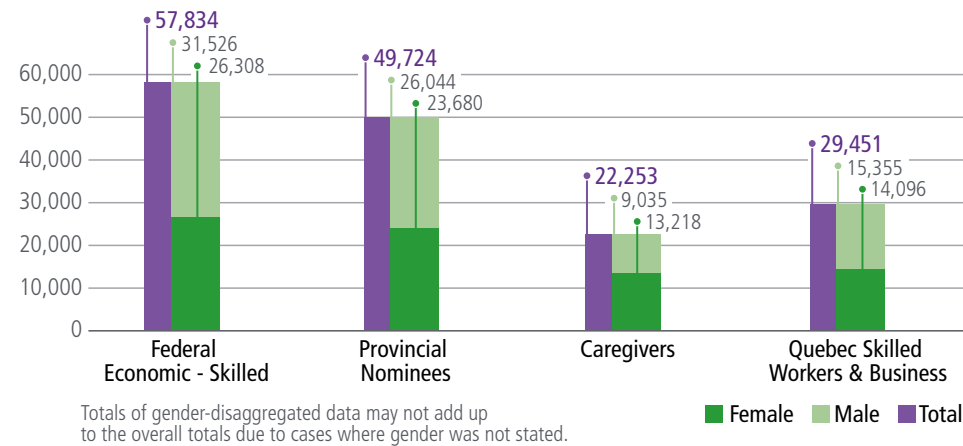
## B. Economic Class Admissions in 2017

This section of the report covers Economic Class permanent resident admissions since 2015, broken down by gender. The Economic Class is comprised of the following federal and provincial categories: federal skilled, caregivers, federal business, provincial nominee, Atlantic Immigration Pilot, Quebec skilled workers and Quebec business immigrants. This report covers all the federal economic categories and the Provincial Nominee (PN) category.

### Economic Permanent Residents Admitted to Canada (2015–2017, Principal Applicants and Immediate Family Members)



### Highlights of Economic Class Admissions for 2017



### KEY HIGHLIGHTS

- In 2017, Canada admitted 159,262 permanent residents in Economic Class programs, representing 55.6% of all 2017 admissions. This was below the planned admissions range of 164,100 to 183,500 primarily due to longer than expected landing times.<sup>15</sup>

Canada admitted  
**159,262** permanent residents  
in **Economic Class**  
programs



### The Atlantic Immigration Pilot

The Atlantic Immigration Pilot, implemented in partnership between Immigration, Refugees and Citizenship Canada (IRCC) and the four Atlantic provinces, aims to address demographic challenges, fill labour gaps and support economic growth in the Atlantic region, as part of the [Atlantic Growth Strategy](#).<sup>v</sup>

As of June 30, 2018:

- More than 2,000 graduates and skilled immigrants have received job offers, personalized settlement plans, and endorsement from a province to submit an application to immigrate to Canada.
- Atlantic employers are seeing the potential of immigration to fill labour market needs that cannot be met locally. Since its launch in January 2017, over 1,000 employers have been designated to participate in the pilot. Over 250 employers are currently benefitting from services offered by the dedicated service channel which gives access to an account manager to assess needs, answer questions and provide guidance.

<sup>15</sup> In 2017, the majority of applicants were arriving from overseas, as compared to 2016, when a much higher percentage of applicants were already in Canada on a temporary visa.



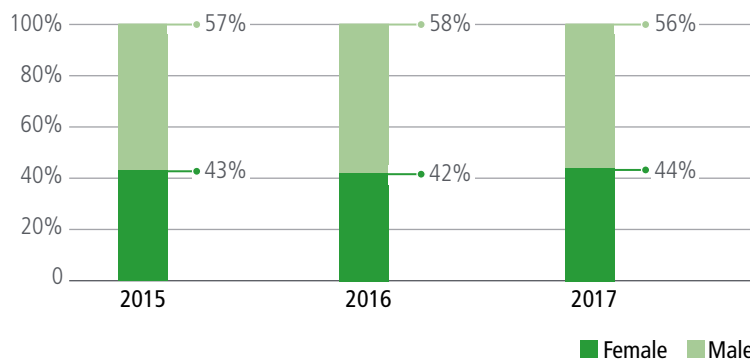
## GBA+ SUMMARY – ECONOMIC CLASS PROFILE

### Admissions

Gender-disaggregation of total admissions (principal applicant and their immediate family unit) within each economic immigration program shows near parity between women and men. For instance, in 2017, a total of 77,302 women (48.5%) and 81,960 men (51.5%) were admitted through the Economic Class.

However, as demonstrated in the graph below, the gap between female and male principal applicants remains consistent at 12%. In 2017, women comprised 44% of principal applicants in the economic category, compared to 56% for men. This follows a long-standing trend which may reflect the historically gendered nature of labour market sectors that attract economic immigrants, such as engineering and information technology—occupations that are predominantly filled by men.

#### Economic Permanent Residents Admitted to Canada (2015–2017, Principal Applicants Only)



### Employment earnings

Gender differences among economic immigrants are also evident in comparisons of gender-disaggregated employment earnings. Male principal applicants have much higher average entry employment earnings and higher average employment earnings than their female counterparts. In 2014, the average entry employment earnings of economic principal applicant tax filers in the first year since landing was \$56,000 for men, compared to \$32,000 for women. Earnings of male principal applicants have grown by \$12,000 in the last three years, while earnings of female principal applicants saw comparatively lower growth of \$3,000.

## 1. FEDERAL ECONOMIC – SKILLED CATEGORY

In 2017, a total of 57,165 permanent residents were admitted to Canada through the Federal Economic – Skilled category, which comprises three separate programs.

Of these, in 2017, 22,550 people were admitted under the Federal Skilled Worker (FSW) Program; 1,875 under the Federal Skilled Trades (FST) Program; and 32,740 under the Canadian Experience Class (CEC) Program.



### GBA+ SUMMARY

In the FST Program, 36% of principal applicants were women and 64% were men, reflecting the historically gendered nature of the skilled trade sector which has been predominately male.

Under the CEC Program, 35% of principal applicants who received admissions under Express Entry were women and 65% were men.

Of all FSW Program principal applicants, 36% were women and 64% were men.

## 2. CAREGIVERS

In 2017, IRCC admitted 22,253 caregivers as permanent residents. This was above the high end of the planned admissions and reflected measures to reduce the inventory of applicants that applied under the former Live-in Caregiver Program.



### GBA+ SPOTLIGHT – CAREGIVERS

Women are over-represented as principal applicants in the caregiver category. In 2017, there were over 8,600 female principal applicants in the caregiver category (94%) compared to just over 500 males (6%), which is consistent with the historically gendered nature of this industry/sector.

In fact, one in four of all female economic principal applicants immigrated in the caregiver category. By comparison, approximately one in 100 male economic principal applicants immigrated in this category.



### Express Entry

The Express Entry system is one of the ways that Canada manages economic immigration. Candidates who wish to immigrate to Canada through the Express Entry system are selected based on points awarded through the Comprehensive Ranking System and placed in the Express Entry pool. Invitations to apply for permanent residency are awarded to the highest ranked candidates in the pool, and occur every few weeks throughout the year.

- In 2017, Canada admitted 65,417 new permanent residents in the Economic Class through the Express Entry application management system, an increase of 32,003 from the previous year.
- Of the 49,724 admissions under the Provincial Nominee Program, 13,531 were through Express Entry, an increase of 73% over 2016.

### 3. FEDERAL BUSINESS

In 2017, a total of 587 admissions were processed through Federal Economic – Business Immigration programs.



#### GBA+ SPOTLIGHT – BUSINESS IMMIGRANTS

In 2017, principal applicant admissions under the Federal and Quebec Business Immigrants classes were predominantly made by men (78%). Women accounted for only 22% of principal applicants. Of the four business categories (entrepreneur, investor, self-employed and start-up business), female investors represented 16% of all business immigrants while male investors represented 64%.

Fewer than 16% of businesses in Canada are majority-owned by women.<sup>16</sup> A 2016 study examined business ownership by immigrants and revealed that men were over twice as likely to be business owners than women, and accounted for two-thirds of all immigrant private business owners and 57% of self-employed immigrants in 2010.<sup>17</sup> According to the study's analysis, this could be due to the historically gendered nature of business ownership as well as experience in owning a business prior to immigrating to Canada.<sup>18</sup> In addition, family and caregiving responsibilities could mean that fewer women immigrate in this category.



#### Start-up Visa

The Start-up Visa was launched as a five-year pilot program in April 2013 and provides permanent residence to innovative start-up entrepreneurs who have a commitment of support from a designated Canadian business incubator, angel investor group or venture capital fund. The program has seen increased interest from foreign entrepreneurs eager to come to Canada and grow their businesses.

Under the five-year Start-up Visa pilot program, IRCC accepted 132 innovative entrepreneurs with the skills and potential to build businesses in Canada. This pilot program was made permanent on March 31, 2018.

<sup>16</sup> Government of Canada, Summary of the Survey on Financing and Growth of Small and Medium Enterprises, 2015, [https://www.ic.gc.ca/eic/site/061.nsf/vwapj/SummarySFGSMEs-ResumeEFCPME\\_2014\\_eng.pdf/\\$file/SummarySFGSMEs-ResumeEFCPME\\_2014\\_eng.pdf](https://www.ic.gc.ca/eic/site/061.nsf/vwapj/SummarySFGSMEs-ResumeEFCPME_2014_eng.pdf/$file/SummarySFGSMEs-ResumeEFCPME_2014_eng.pdf)

<sup>17</sup> David Greene et al., Economic Insights – Business Ownership and Employment in Immigrant-owned Firms in Canada, Statistics Canada, 2016, <https://www150.statcan.gc.ca/n1/pub/11-626-x/11-626-x2016057-eng.htm>

<sup>18</sup> Ibid.

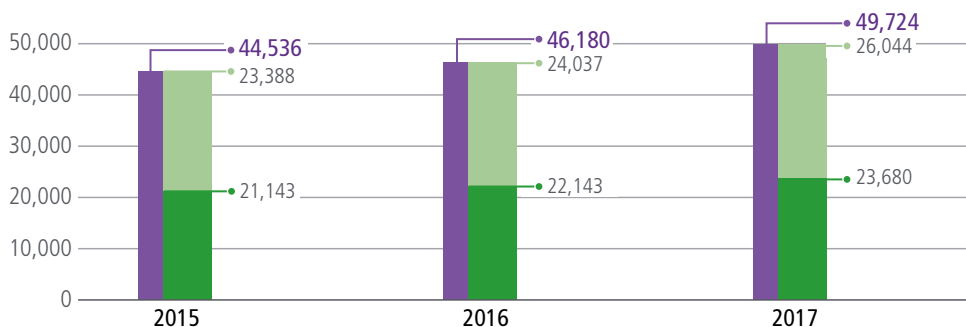


## 4. PROVINCIAL NOMINEES

The PN Program provides provinces and territories with an opportunity to address their specific economic development needs while distributing the benefits of economic immigration across all provinces and territories. As part of the nomination process, provincial and territorial governments assess the skills, education and work or business experience of prospective candidates to ensure that nominees can make an immediate economic contribution to the nominating province or territory.

In 2017, the number of PN admissions was 49,724.

### Provincial Nominee Program (2015–2017, Principal Applicants and Immediate Family Members)



Totals of gender-disaggregated data may not add up to the overall totals due to cases where gender was not stated.

■ Female ■ Male ■ Total



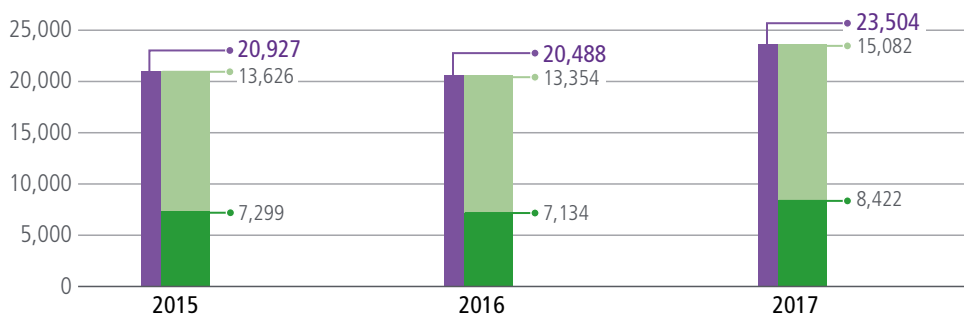
### GBA+ SPOTLIGHT – PN

In 2017, women represented 36% of PN principal applicant admissions while men represented 64%.

## KEY HIGHLIGHTS

- This program has grown exponentially since its implementation in 1996 when only 233 people were admitted in the PN Program. In 2017, nearly 50,000 people immigrated through the PN Program, the highest number in its history.

### Provincial Nominee Program (2015–2017, Principal Applicants Only)



Totals of gender-disaggregated data may not add up to the overall totals due to cases where gender was not stated.

■ Female ■ Male ■ Total

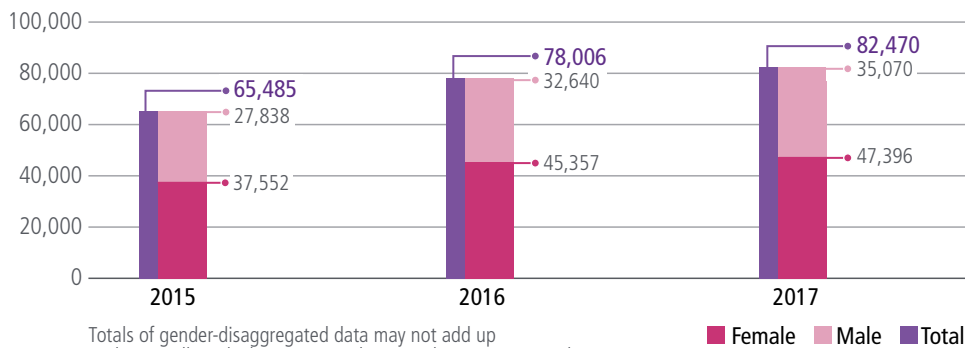
## C. Highlights of Family Reunification Admissions in 2017

This section of the report covers Family Class annual permanent resident admissions since 2015, broken down by gender. The Family Class comprises the following categories: spouses, partners and children, parents and grandparents, orphaned (brother, sister, nephew, niece and grandchild), and other relatives. All categories are covered here except the orphaned category.

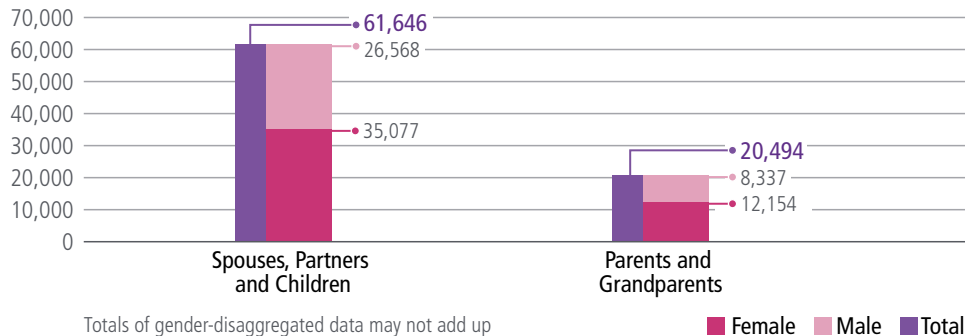


In 2017, Canada welcomed **82,470** permanent residents in the Family Class.

### Family Class (2015–2017, Principal Applicants and Immediate Family Members)



### Highlights of Family Reunification Admissions in 2017



### KEY HIGHLIGHTS

- Increased immigration levels under the Family Class continue to allow for more families to reunite.
- IRCC met two important mandate commitments in support of family reunification by increasing the age of dependent children and repealing conditional permanent residence.
- Between 2011 and 2017, IRCC reduced the application inventory for parents and grandparents by over 80%.
- IRCC has significantly improved the spousal sponsorship process, making it faster and easier for couples to reunite. As of December 31, 2017, IRCC met its commitment to process 80% of the applications received in December 2016 within 12 months.

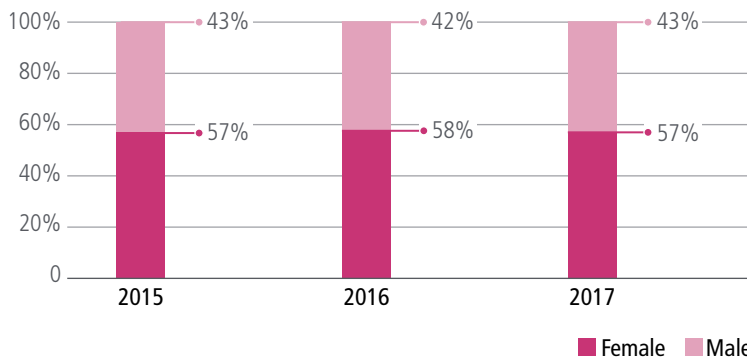


## GBA+ SUMMARY – FAMILY CLASS PROFILE

In 2017, there were a total of 47,396 women admitted as members of the Family Class, or 57%, compared with 35,070 men.

As demonstrated in this graph, the gap between female and male principal applicants remains consistent.

### Family Class (2015–2017, Principal Applicants Only)



For Family Class immigrants in general, the likelihood of being at the lower end of the income scale (under \$20,000) is significantly higher compared to economic principal applicants: 49% of Family Class immigrants versus 34% of all Canadians.<sup>19</sup> However, lower incomes are mitigated by the fact that each Family Class immigrant has a sponsor (a Canadian citizen or permanent resident) who commits to provide for their needs for between three and 20 years. The majority of Family Class immigrants live with their sponsor during the initial years after arrival.<sup>20</sup>

<sup>19</sup> Tamara Hudon, “Immigrant Women” in Women in Canada: A Gender-based Statistical Report, 2015, Statistics Canada, <https://www150.statcan.gc.ca/n1/pub/89-503-x/2015001/article/14217-eng.htm>

<sup>20</sup> Government of Canada, Evaluation of the Family Reunification Program, 2014, <https://www.canada.ca/en/immigration-refugees-citizenship/corporate/reports-statistics/evaluations/family-reunification-program.html>

## 1. SPOUSES, PARTNERS AND CHILDREN

In 2017, Canada welcomed 61,646 sponsored spouses, partners and children.

### KEY HIGHLIGHTS

- ▶ In April 2017, IRCC removed the requirement for spouses and partners to live with their sponsor for two years as a condition for maintaining permanent resident status.



### GBA+ SPOTLIGHT – SPOUSES, PARTNERS AND CHILDREN

In 2017, the sponsored spouses, partners and children category was composed of 57% women and 43% men.

## 2. PARENTS AND GRANDPARENTS

In 2017, a total of 20,494 persons were admitted in the Parents and Grandparents category.

### KEY HIGHLIGHTS

- ▶ In 2017, IRCC reduced the inventory of sponsored parent and grandparent applications by 21% from 2016.
- ▶ In 2017, IRCC introduced a new intake process for the Parents and Grandparents Program, while ensuring that inventories are reduced and processing times remain low.



### GBA+ SPOTLIGHT – PARENTS AND GRANDPARENTS

More women than men immigrate in this category, which is to be expected given the number of single female-headed households and differing life expectancies of men and women.



### Super Visa

To support family reunification, parents and grandparents of Canadian citizens and permanent residents have the option of coming to Canada temporarily on a super visa. This allows eligible parents and grandparents to visit Canada for up to two years without the need for status renewal, and to make multiple entries for up to 10 years.

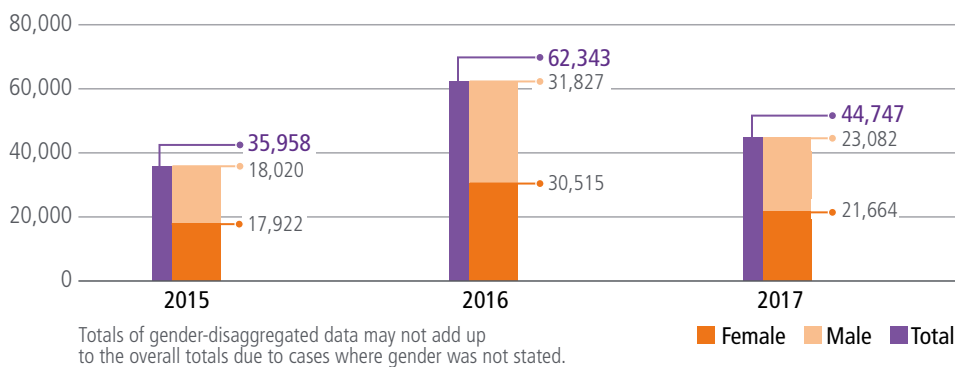
- In 2017, IRCC approved 17,248 super visas for parents and grandparents of Canadian citizens or permanent residents, enabling them to stay and visit their family in Canada for up to two consecutive years.

## D. Highlights of Refugee, Protected Person and Humanitarian Admissions in 2017

This section of the report covers protected person, refugee and humanitarian class annual permanent resident admissions since 2015, broken down by gender. This class comprises the following categories: protected persons in-Canada and dependants abroad, government-assisted refugees, blended visa office-referred refugees, privately sponsored refugees and humanitarian (including admissions of persons selected on humanitarian and compassionate grounds, for reason of public policy, and those in the permit holder class).

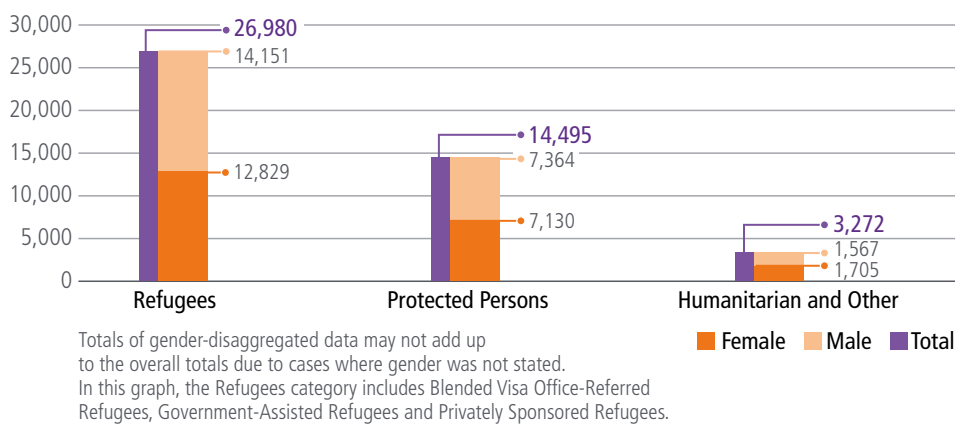


### Protected Person, Refugee and Humanitarian Admissions (2015–2017, Principal Applicants and Immediate Family Members)



In 2017, a total of **44,747** people were admitted to Canada as **resettled refugees**, as **permanent residents** in the **Protected Persons in-Canada** category or as people admitted for **humanitarian and compassionate considerations** and under public policies

### Highlights of Protected Person, Refugee and Humanitarian Admissions in 2017



### KEY HIGHLIGHTS

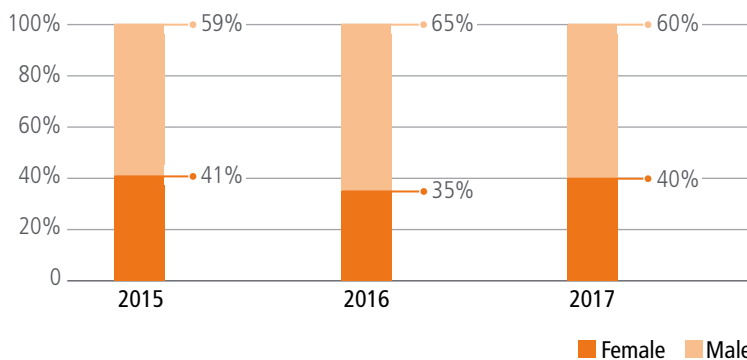
- Between January 2015 and December 2017, Canada admitted approximately 94,000 resettled refugees, 51,000 of whom were Syrian.
- In 2017–2018, IRCC improved health-care coverage for refugees by including pre-departure medical services for resettled refugees destined for Canada.



## GBA+ SUMMARY – REFUGEE AND PROTECTED PERSON CLASS PROFILE

As demonstrated in this graph, the gap between female and male principal applicants has remained fairly consistent since 2015. While 60% of principal applicants were male and 40% were female in 2017, most principal applicants in this class are accompanied by family members which, as shown in the first graph on the preceding page, results in near parity in admissions.

### Protected Person, Refugee and Humanitarian Admissions (2015–2017, Principal Applicants Only)



In some instances, particularly during situations of conflict or emergencies, certain groups of women and men are at risk of sexual and gender-based violence. The [United Nations Refugee Agency](#)<sup>vi</sup> refers to [this type of violence](#)<sup>vii</sup> as “any act that is perpetrated against a person’s will and is based on gender norms and unequal power relationships. It encompasses threats of violence and coercion. It can be physical, emotional, psychological, or sexual in nature, and can take the form of a denial of resources or access to services. It inflicts harm on women, girls, men and boys.”



## 1. REFUGEES

In 2017, a total of 26,980 refugees were resettled to Canada.

### KEY HIGHLIGHTS

- Canada exceeded its commitment to welcome 1,200 survivors of Daesh by resettling approximately 1,400 individuals, most of whom are vulnerable Yazidi women and children.
- Of all refugees resettled in Canada in 2017, a total of 62% were privately sponsored, 33% were government assisted and 5% were admitted under the Blended Visa Office-Referred Refugee Program, which enables sponsorship groups and government to provide joint support of resettled refugees.
- 39% of all resettled refugees in 2017 were 17 years old or under.

## 2. PROTECTED PERSONS

In 2017, a total of 14,495 protected persons (that is, asylum claimants granted protected status by Canada) and their dependants received permanent residency under the Protected Persons in-Canada and Dependants Abroad category.

### KEY HIGHLIGHTS

- In 2017, the total number of asylum claims received in Canada more than doubled, from approximately 24,000 claims in 2016 to over 50,000 in 2017.
- Approximately 40% of all asylum claimants were irregular migrants who crossed between ports of entry along the Canada-U.S. border. Maintaining border integrity and ensuring public safety and security continue to be key guiding principles for the Government of Canada.



### GBA+ SPOTLIGHT – ASYLUM

In 2017, a total of 7,130 female asylum seekers were granted protected person status in-Canada, representing 49.2% of the 14,495 individuals granted protected status.



### Asylum Claims

Asylum claims are governed in part by the international treaties to which Canada is a signatory. As such, Canada has a legal responsibility to assess asylum claims made under these international conventions.

This makes the asylum system fundamentally different than other areas of immigration. Those with a legitimate need for protection have a right to make an asylum claim.

Once an asylum claimant receives a positive determination regarding their claim to protection, they gain status as a protected person and are authorized to apply for permanent residence from within Canada. Permanent residents who are granted permanent status through this method continue to be protected persons.

### 3. HUMANITARIAN AND OTHER

In limited circumstances, IRPA authorizes the Minister of Immigration, Refugees and Citizenship to grant permanent resident status to individuals and their families who would not otherwise qualify under an immigration category. These discretionary provisions for humanitarian and compassionate considerations, or for reason of public policy, provide the flexibility to approve deserving cases that come forward. In 2017, a total of 3,272 people were admitted to Canada for humanitarian and compassionate considerations and for reasons of public policy. This category accounted for 1.1% of all permanent residents.



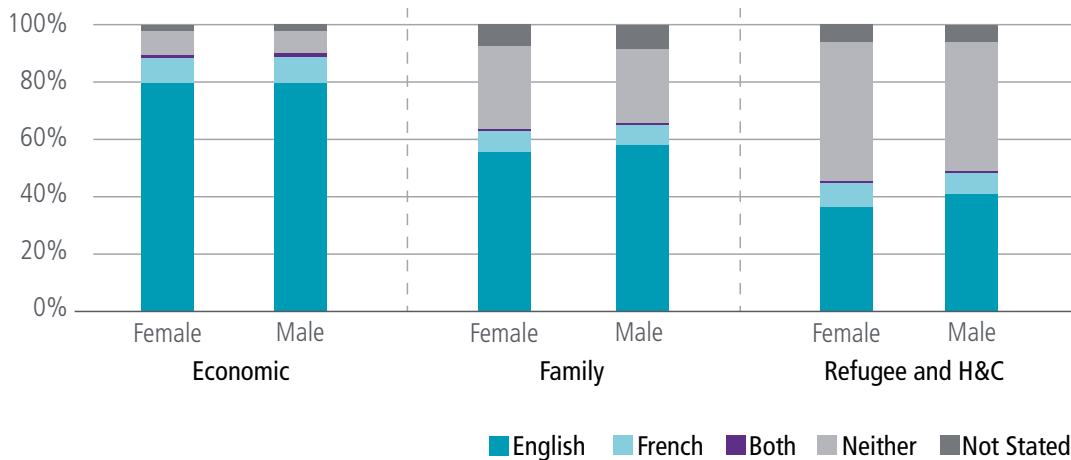
#### GBA+ SPOTLIGHT – HUMANITARIAN AND OTHER

In 2017, more women (1,705) than men (1,567) were admitted as permanent residents under the humanitarian and other category. However, slightly more men (1,119) than women (1,089) of this cohort applied as principal applicants.

## E. Admissions of Permanent Residents by Knowledge of Official Language in 2017

Canada tracks the official language profile of all permanent resident admissions.

Linguistic Profile of Immigrants - Self-identified  
(2017, by % of Category)



### KEY HIGHLIGHTS

- Of the 286,479 permanent residents admitted in 2017, a total of 76% self-identified as having knowledge of English, French or both official languages, which is an increase of three percentage points compared to 2016.
- In 2017, IRCC made changes to the Express Entry application management system for economic immigration, providing extra points under the Comprehensive Ranking System for candidates who have strong French or English language skills.
- Among all economic immigrant principal applicants admitted, 97% self-identified as having knowledge of at least one official language in 2017.
- Francophone immigration is a priority for the Department as it works to achieve a target of 4.4% for Francophone immigration outside of the province of Quebec by 2023. In 2017, 4,702 (2%) of all permanent residents admitted outside of Quebec were French speakers, a modest increase from 4,396 (1.8%) in 2016.
- Recent measures adopted by the Department, including the introduction of bonus points for Express Entry candidates with strong French language skills in 2017, are expected to lead to increased admissions of French-speaking permanent residents over the course of the next year. In addition to these measures, the Department will implement a strategy on Francophone immigration in 2018, in support of the Roadmap for Canada's Official Languages 2013–2018 and the Action Plan for Official Languages 2018–2023.



### GBA+ SUMMARY – OFFICIAL LANGUAGES

In 2017, among all sponsored family members, 64% of women and 66% of men self-identified as having knowledge of at least one of the official languages.

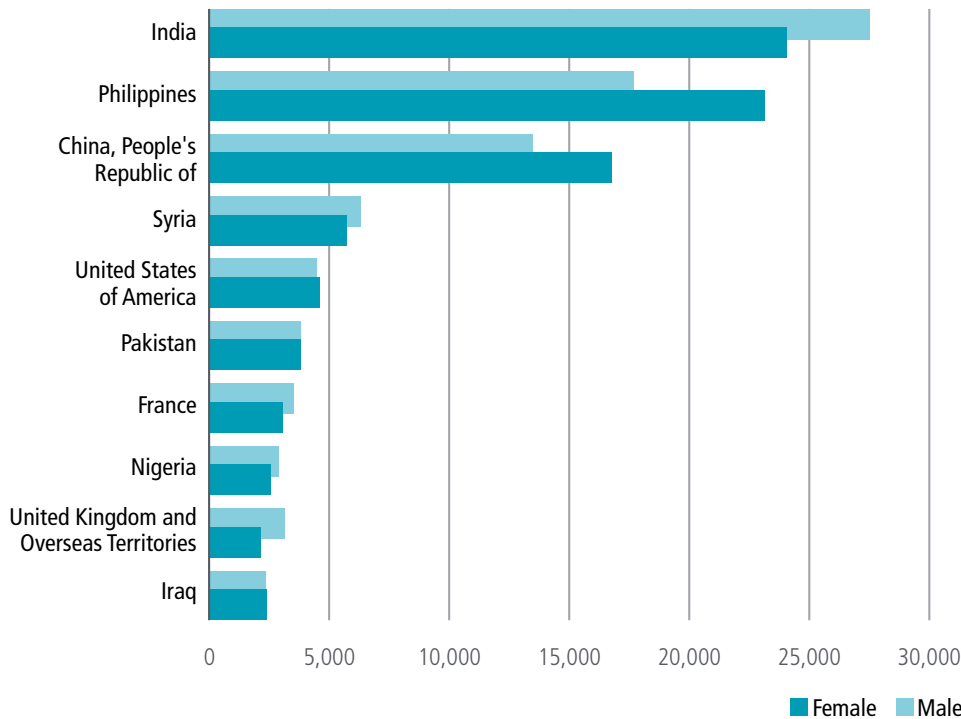
Among all resettled refugees and protected persons in-Canada, 45% of women and 49% of men self-identified as having knowledge of at least one of the official languages.

## F. Admissions of Permanent Residents by Top 10 Source Countries in 2017

In 2017, Canada received its immigrant population from over 185 countries of origin.

The graph below shows admissions from the top 10 source countries. For more information, please see Table 1 (in Annex 2).

Admissions of Permanent Residents by Top 10 Countries in 2017



### KEY HIGHLIGHTS

- 61% of new permanent residents admitted in 2017 came from the top 10 source countries, which is a decrease of two percentage points compared to 2016.
- Philippines and India were among the top three source countries in both 2016 and 2017.

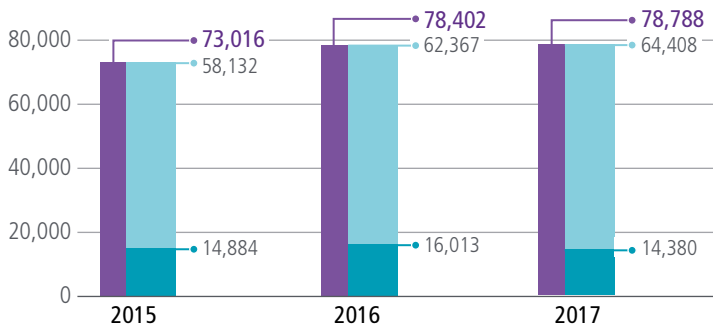
## IV. Managing Temporary Migration

### A. Temporary Workers

In 2017, a total of 78,788 work permits were issued under the Temporary Foreign Worker Program (TFWP), which includes caregivers, agricultural workers and other workers who require a Labour Market Impact Assessment (LMIA).

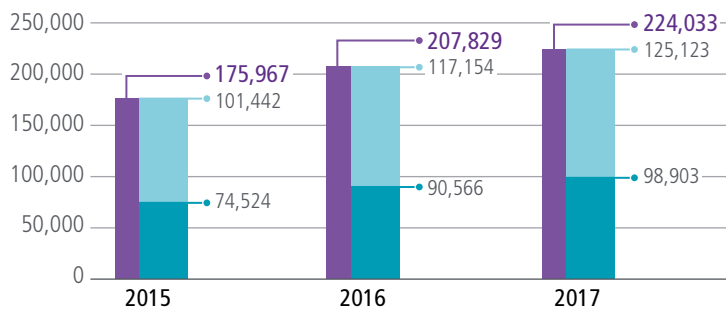
In addition, 224,033 work permits were issued under the International Mobility Program (IMP), which are exempt from an LMIA for reasons such as reciprocal agreements that promote economic, social and cultural exchange between Canada and other countries. Under the IMP, some of the exempt categories include temporary workers under international agreements, Canadian interests and the Mobilité francophone program.

#### Temporary Foreign Worker Program (2015–2017)



Totals of gender-disaggregated data may not add up to the overall totals due to cases where gender was not stated.

#### International Mobility Program (2015–2017)



Totals of gender-disaggregated data may not add up to the overall totals due to cases where gender was not stated.

#### KEY HIGHLIGHTS

- ▶ In 2017, the Department facilitated the entry of top talent through the establishment of the Global Skills Strategy,<sup>viii</sup> which offers two-week expedited processing of select work permits, and introduced a dedicated service channel for companies making significant investments in the Canadian economy. New work permit exemptions for highly skilled talent coming for 30 days or less and researchers coming for 120 days or less were also developed.
- ▶ In 2017, a total of 85% of work permit applications submitted overseas were finalized within the established service standard of two months.<sup>22</sup>
- ▶ Starting in 2017–2018, the Government of Canada will invest \$279.8 million over five years, and \$49.8 million per year thereafter, to support the continued delivery of the TFWP and IMP. This investment will also address employers' compliance with program rules and will benefit temporary workers, giving them a better understanding of their rights while in Canada.



#### GBA+ SPOTLIGHT – TEMPORARY FOREIGN WORKER

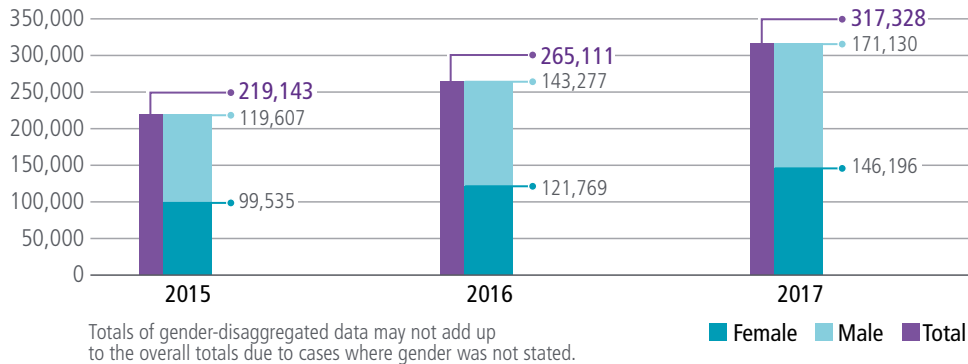
Both the temporary in-home caregiver and agricultural occupations continue to reflect gendered stereotypes of care and manual labour. In 2017, women accounted for the majority of in-home caregiver temporary work permits (95%), whereas men accounted for only 5%. The reverse is true in the case of agricultural worker temporary permits where women accounted for only 5% of permits compared to 95% for men.

<sup>21</sup> Excludes Caregivers.

## B. International Students

In 2017, Canada issued 317,328 study permits to international students. In 2017, a total of 92% of study permit applications submitted overseas were finalized within the established service standard of two months.

### Study Permit Holders (2015–2017)



### KEY HIGHLIGHTS

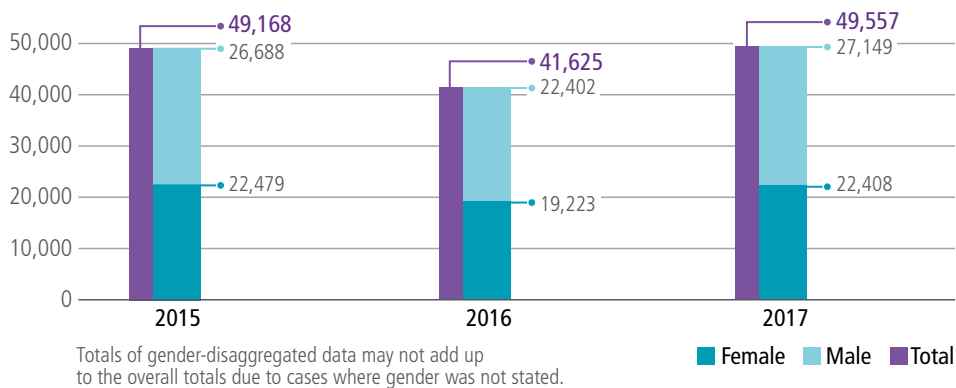
- ▶ In 2017, over 332,000 international students were eligible to work on or off campus and over 114,000 held work permits under the Post-Graduation Work Permit Program.
- ▶ International students add an estimated \$15 billion a year to Canada's economy.



## C. Transitions from Temporary Foreign Worker or International Student Status to Permanent Residence

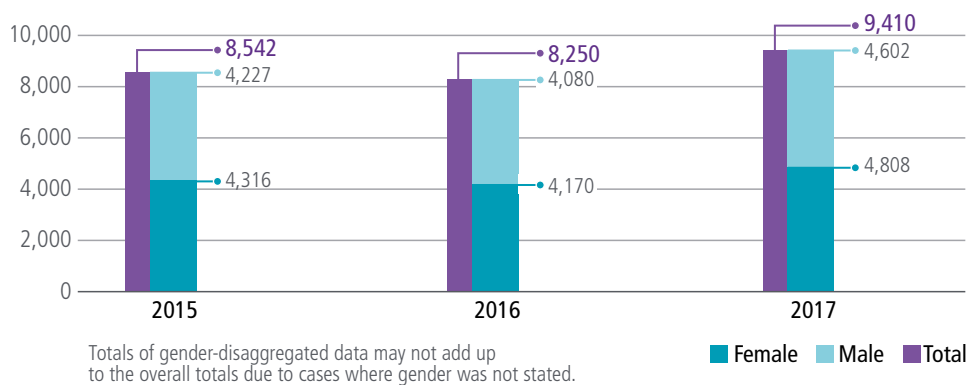
In 2017, Canada admitted as permanent residents 49,557 individuals who had previously held a work permit under the TFW Program or IMP.<sup>22</sup>

### Transition from Temporary Foreign Worker to Permanent Resident (2015–2017, Principal Applicants and Immediate Family Members)



In 2017, Canada admitted as permanent residents 9,410 individuals who had previously held a study permit as an international student.<sup>23</sup>

### Transition from International Student to Permanent Resident (2015–2017, Principal Applicants and Immediate Family Members)



### KEY HIGHLIGHTS

- In 2017, Canada transitioned 56,739 temporary residents into permanent economic immigrants, providing the workers needed where the jobs cannot be filled by Canadians. This was a significant increase of 13,551 from the previous year.
- In 2017, the number of invitations to candidates with a Canadian education credential increased to 30,600 (36% of all invitations sent) from 11,600 in the previous year, which is in line with Canada's aim to attract the most talented students. This increase is in step with the overall growth in Express Entry.

<sup>22</sup> Some of these individuals would have also held a study permit.

<sup>23</sup> Some of these individuals would have also held a work permit.

## D. Visitors

Facilitating visitors' travel to Canada is achieved through the issuance of temporary resident visas (TRVs) and electronic travel authorizations (eTAs).<sup>24</sup> In 2017, a total of 1,438,633 TRVs and 3,932,529 eTAs were approved for visitors.

In terms of visa policy changes, on May 1, 2017, certain citizens from Brazil, Bulgaria and Romania became eligible to apply for an eTA rather than a TRV when travelling to Canada by air.<sup>25</sup> To be eligible, applicants need to have held a Canadian visa within the past 10 years, or hold a valid U.S. non-immigrant visa at the time of application. On December 1, 2017, Canada fully lifted the TRV requirements for Romania and Bulgaria.<sup>26</sup>

### KEY HIGHLIGHTS

- In 2017, the average processing time for TRV applications was 22 days, and 66% were processed within the service standard of 14 days.
- In 2017, two-thirds of TRV applications came from five nations. China alone accounted for 38% of all requests.
- In 2017, a full 99% of eTA automatic approvals were provided within five minutes.



### GBA+ SPOTLIGHT - VISITORS

All TRV and eTA applicants must meet the same eligibility and admissibility requirements, regardless of gender. Recent trends indicate that men and women apply for TRVs and eTAs in roughly equal numbers, and the approval rates for both genders are nearly identical.

To facilitate individuals who do not speak English or French, guidance for completing an application is available in multiple languages. Supporting documents can be provided in languages other than English or French, if accompanied by a translation in an official language. In addition, Immigration, Refugees and Citizenship Canada (IRCC) provides an alternative paper application process for individuals who are unable to complete their application online or due to a physical or mental disability.

<sup>24</sup> An eTA is required for most visa-exempt foreign nationals travelling to or transiting through Canada by air, except for U.S. citizens.

<sup>25</sup> The TRV exemption for Romania was amended in 2018; to continue to be visa-exempt, Romanian citizens are now required to hold a valid electronic passport.

<sup>26</sup> Similar to other visa-exempt travellers, citizens from these countries now require an eTA.

## E. Public Policy Exemptions for a Temporary Purpose

In 2017, a total of 555 applications for temporary residence were received under the public policy provisions of subsection 25.2(1) of Immigration and Refugee Protection Act (IRPA) for certain inadmissible foreign nationals to facilitate their temporary entry into Canada as visitors, students or workers. The public policy exemption has been in place since September 2010 to advance Canada's national interests while continuing to ensure the safety of Canadians.

## F. Use of the Negative Discretion Authority

In 2017, the Minister of Immigration, Refugees and Citizenship did not use the negative discretion authority under subsection 22.1(1) of IRPA. This authority allows the Minister to make a declaration that, on the basis of public policy considerations, a foreign national may not become a temporary resident for a period of up to three years.

## G. Temporary Resident Permits

Under subsection 24(1) of IRPA, an officer may issue a temporary resident permit (TRP) to a foreign national who is inadmissible or who does not otherwise meet the requirements of the Act, to allow that individual to enter or remain in Canada when it is justified under the circumstances. TRPs are issued for a limited period of time and are subject to cancellation at any time.

Table 2 in Annex 2 illustrates the number of TRPs issued in 2017, categorized according to grounds of inadmissibility under IRPA. In 2017, a total of 9,221 permits were issued.



### GBA+ SPOTLIGHT – PUBLIC POLICY EXEMPTIONS

Of the 555 temporary residence applications received under the public policy authority, 33% were for female applicants and 67% were for male.



### GBA+ SPOTLIGHT – TEMPORARY RESIDENT PERMITS

As part of the Government of Canada's multifaceted efforts to combat human trafficking, immigration officers have been authorized since 2006 to issue TRPs to foreign nationals who may be victims of this crime. This enables victims of human trafficking to remain in Canada legally for a period of time and consider their options. In 2017, IRCC issued 32 TRPs to victims of human trafficking (38% to women and 62% to men) and their dependants.

## V. Federal-Provincial/Territorial Partnerships

### Immigration: A joint responsibility

Multilaterally, the federal-provincial-territorial (FPT) ministers responsible for immigration meet in-person annually to discuss cross-cutting immigration priorities. The FPT Vision Action Plan for Immigration outlines common priorities and mutual commitments to welcoming and supporting newcomers. The current action plan is set to be renewed in 2019 with updated joint immigration priorities. The meeting is also used by Immigration, Refugees and Citizenship Canada to consult multilaterally on policy changes.

### Canada's and provinces' roles and responsibilities

Bilateral framework immigration agreements<sup>x</sup> define the roles and responsibilities of Canada and the province/territory to support collaboration on immigration issues. These agreements (either broader framework agreements or agreements establishing Provincial Nominee Program authorities only) are in place with nine provinces and two territories (excluding Nunavut and Quebec). Under the Provincial Nominee Program, provinces and territories have the authority to nominate individuals as permanent residents to address specific labour market and economic development needs.

Under the Canada-Québec Accord relating to Immigration and Temporary Admission of Aliens,<sup>x</sup> Quebec has full responsibility for the selection of immigrants (except Family Class and in-Canada refugee claimants), as well as sole responsibility for delivering reception and integration services, supported by an annual grant from the federal government. Quebec also establishes its own immigration levels, develops its own related policies and programs, and legislates, regulates and sets its own selection criteria.

The federal government is responsible for establishing admission requirements, setting national immigration levels, defining immigration categories, determining refugee claims within Canada, reuniting families and establishing eligibility criteria for settlement programs in the other provinces and territories.

Table 3 in Annex 2 presents the breakdown of permanent residents admitted in 2017 by province or territory of destination and immigration category.



#### Advancing Francophone Immigration

In March 2018, FPT ministers responsible for immigration and the Canadian francophonie met to advance Francophone immigration issues. Ministers approved the FPT Action Plan for Increasing Francophone Immigration Outside of Quebec (Action Plan), which outlines concrete actions for jurisdictions to attract, integrate and retain French-speaking immigrants in Francophone minority communities outside Quebec. It is expected that the Action Plan will support an increase in French-speaking immigrants settling outside Quebec.

# Additional Information

The Annual Report to Parliament on Immigration fulfils the Minister's obligations under section 94 of the Immigration and Refugee Protection Act to table a report in Parliament on specific aspects of Canada's immigration system; Annex 1 to this report provides details of these obligations. For more information on Canada's immigration system, please consult the following resources:

- Departmental Plans and Departmental Results Reports for:
  - Immigration, Refugees and Citizenship Canada<sup>xi</sup>
  - The Immigration and Refugee Board of Canada<sup>xii</sup>
  - The Canada Border Services Agency<sup>xiii</sup>
- Immigration, Refugees and Citizenship Canada (IRCC) Facts and Figures, which provide high-level immigration statistics for Canada. Since 2016, IRCC Facts and Figures is now available on the Open Data Portal.
- The Government of Canada's Open Data Portal for IRCC, which provides more detailed immigration-related data sets.

# Annex 1: Section 94 and Section 22.1 of the Immigration and Refugee Protection Act

The following excerpt from the Immigration and Refugee Protection Act (IRPA), which came into force in 2002, outlines the requirements for Immigration, Refugees and Citizenship Canada to prepare an annual report to Parliament on immigration.

## Reports to Parliament

**94 (1)** The Minister must, on or before November 1 of each year or, if a House of Parliament is not then sitting, within the next 30 days on which that House is sitting after that date, table in each House of Parliament a report on the operation of this Act in the preceding calendar year.

**(2)** The report shall include a description of

**(a)** the instructions given under section 87.3 and other activities and initiatives taken concerning the selection of foreign nationals, including measures taken in cooperation with the provinces;

**(b)** in respect of Canada, the number of foreign nationals who became permanent residents, and the number projected to become permanent residents in the following year;

**(b.1)** in respect of Canada, the linguistic profile of foreign nationals who became permanent residents;

**(c)** in respect of each province that has entered into a federal-provincial agreement described in subsection 9(1), the number, for each class listed in the agreement, of persons that became permanent residents and that the province projects will become permanent residents there in the following year;

**(d)** the number of temporary resident permits issued under section 24, categorized according to grounds of inadmissibility, if any;

**(e)** the number of persons granted permanent resident status under each of subsections 25(1), 25.1(1) and 25.2(1);

**(e.1)** any instructions given under subsection 30(1.2), (1.41) or (1.43) during the year in question and the date of their publication; and

**(f)** a gender-based analysis of the impact of this Act.

The following excerpt from IRPA outlines the Minister's authority to declare when a foreign national may not become a temporary resident, which came into force in 2013, and the requirement to report on the number of such declarations.

## Declaration

**22.1 (1)** The Minister may, on the Minister's own initiative, declare that a foreign national, other than a foreign national referred to in section 19, may not become a temporary resident if the Minister is of the opinion that it is justified by public policy considerations.

**(2)** A declaration has effect for the period specified by the Minister, which is not to exceed 36 months.

**(3)** The Minister may, at any time, revoke a declaration or shorten its effective period.

**(4)** The report required under section 94 must include the number of declarations made under subsection (1) and set out the public policy considerations that led to the making of the declarations.

## Annex 2: Tables

**Table 1: Permanent Residents Admitted in 2017, by Top 10 Source Countries**

Rank	Country	Number	Percentage	Females	Males
1	India	51,651	18	24,089	27,561
2	Philippines	40,857	14	23,150	17,707
3	China, People's Republic of	30,279	11	16,767	13,511
4	Syria <sup>27</sup>	12,044	4	5,743	6,301
5	United States of America	9,100	3	4,600	4,500
6	Pakistan	7,656	3	3,833	3,822
7	France	6,600	2	3,083	3,517
8	Nigeria	5,459	2	2,549	2,910
9	United Kingdom and Overseas Territories	5,293	2	2,143	3,150
10	Iraq	4,740	2	2,386	2,354
<b>Total Top 10</b>		<b>173,679</b>	<b>61</b>	<b>88,343</b>	<b>85,333</b>
<b>All Other Source Countries</b>		<b>112,800</b>	<b>39</b>	<b>58,019</b>	<b>54,779</b>
<b>TOTAL</b>		<b>286,479</b>	<b>100</b>	<b>146,362</b>	<b>140,112</b>

Source: Immigration, Refugees and Citizenship Canada (IRCC), Permanent Resident Data as of March 31, 2018.

Data includes public policy admissions.

<sup>27</sup> Data under Syria in this table will differ from those reported under Canada's Syrian refugee resettlement commitment as various other factors, in addition to citizenship, are taken into consideration.



**Table 2: Temporary Resident Permits and Extensions Issued in 2017 by Provision of Inadmissibility**

Description of Inadmissibility	Provision Under the Immigration and Refugee Protection Act	Number of Permits in 2017	Number of Females	Number of Males
Security (espionage, subversion, terrorism)	34(1)(a), (b), (c), (d), (e) and (f)	10	1	9
Human or International Rights Violations	35(1)(a), (b) and (c)	5	0	5
Serious Criminality (convicted of an offence punishable by a term of imprisonment of at least 10 years)	36(1)(a), (b) and (c)	591	56	535
Criminality (convicted of a criminal act or of an offence prosecuted either summarily or by way of indictment)	36(2)(a), (b), (c) and (d)	5,035	753	4,282
Organized Criminality	37(1)(a) or (b)	0	0	0
Health Grounds (danger to public health or public safety, excessive demand)	38(1)(a), (b) and (c)	25	12	13
Financial Reasons (unwilling or unable to support themselves or their dependants)	39	3	1	2
Misrepresentation	40(1)(a), (b), (c) and (d)	121	35	86
Non-compliance with Act or Regulations (e.g., no passport, no visa, work/study without permit, medical/criminal check to be completed in Canada, not examined on entry)*	41(a) and (b)	3,412	1,549	1,863
Inadmissible Family Member	42(a) and (b)	19	13	6
<b>TOTAL</b>		<b>9,221</b>	<b>2,420</b>	<b>6,801</b>

Source: IRCC Cognos-Enterprise Data Warehouse as of June 6, 2018.

\* Includes all sections of the Immigration and Refugee Protection Act other than 34–40, 42 and 5.

**Table 3: Permanent Residents Admitted in 2017, by Destination and Immigration Category**

Immigration Category	NL	PE	NS	NB	QC	ON	MB	SK	AB	BC	NT	NU	YT	Not Stated	Total
<b>ECONOMIC</b>															
Federal Economic - Skilled <sup>28</sup>	222	83	487	197	0	34,896	552	779	9,903	9,997	23	8	18	0	57,165
Federal Economic - Caregivers <sup>29</sup>	37	0	74	25	811	11,133	75	335	5,246	4,463	47	3	4	0	22,253
Federal Economic - Business <sup>30</sup>	0	17	6	6	0	310	3	2	15	228	0	0	0	0	587
Atlantic Immigration Pilot Programs	0	20	15	47	0	0	0	0	0	0	0	0	0	0	82
Provincial Nominee	433	2,051	2,735	2,583	0	6,982	9,427	10,528	7,194	7,565	104	0	122	0	49,724
Quebec Skilled Workers	0	0	0	0	24,862	0	0	0	0	0	0	0	0	0	24,862
Quebec Business Immigrations	0	0	0	0	4,589	0	0	0	0	0	0	0	0	0	4,589
<b>Total Economic</b>	<b>692</b>	<b>2,171</b>	<b>3,317</b>	<b>2,858</b>	<b>30,262</b>	<b>53,321</b>	<b>10,057</b>	<b>11,644</b>	<b>22,358</b>	<b>22,253</b>	<b>174</b>	<b>11</b>	<b>144</b>	<b>0</b>	<b>159,262</b>
<b>FAMILY</b>															
Spouses, Partners and Children	179	77	603	287	10,091	26,101	2,018	1,639	10,641	9,868	49	28	65	0	61,646
Parents and Grandparents	21	10	105	52	1,973	10,530	449	359	3,512	3,470	8	0	5	0	20,494
Family - Other <sup>31</sup>	0	0	0	3	72	118	9	3	100	25	0	0	0	0	330
<b>Total Family</b>	<b>200</b>	<b>87</b>	<b>708</b>	<b>342</b>	<b>12,136</b>	<b>36,749</b>	<b>2,476</b>	<b>2,001</b>	<b>14,253</b>	<b>13,363</b>	<b>57</b>	<b>28</b>	<b>70</b>	<b>0</b>	<b>82,470</b>
<b>PROTECTED PERSONS AND REFUGEES</b>															
Protected Persons in -Canada and Dependants Abroad	12	4	37	5	2,819	9,508	78	82	1,231	709	3	1	4	2	14,495
Blended Visa Office-Referred Refugees	50	15	46	33	0	733	84	39	106	176	0	0	0	2	1,284
Government-Assisted Refugees	167	30	212	357	1,523	3,372	608	507	1,294	741	0	0	0	12	8,823
Privately Sponsored Refugees	49	39	186	47	4,806	6,555	1,361	393	2,317	1,069	0	0	7	44	16,873
<b>Total Protected Persons and Refugees</b>	<b>278</b>	<b>88</b>	<b>481</b>	<b>442</b>	<b>9,148</b>	<b>20,168</b>	<b>2,131</b>	<b>1,021</b>	<b>4,948</b>	<b>2,695</b>	<b>3</b>	<b>1</b>	<b>11</b>	<b>60</b>	<b>41,475</b>
<b>HUMANITARIAN AND OTHER</b>															
Humanitarian and Other <sup>32</sup>	1	2	8	7	842	1,687	36	14	535	132	4	0	0	4	3,272
<b>Total Humanitarian</b>	<b>1</b>	<b>2</b>	<b>8</b>	<b>7</b>	<b>842</b>	<b>1,687</b>	<b>36</b>	<b>14</b>	<b>535</b>	<b>132</b>	<b>4</b>	<b>0</b>	<b>0</b>	<b>4</b>	<b>3,272</b>
<b>TOTAL</b>	<b>1,171</b>	<b>2,348</b>	<b>4,514</b>	<b>3,649</b>	<b>52,388</b>	<b>111,925</b>	<b>14,700</b>	<b>14,680</b>	<b>42,094</b>	<b>38,443</b>	<b>238</b>	<b>40</b>	<b>225</b>	<b>64</b>	<b>286,479</b>
<b>PERCENTAGE</b>	<b>0.41%</b>	<b>0.82%</b>	<b>1.58%</b>	<b>1.27%</b>	<b>18.29%</b>	<b>39.07%</b>	<b>5.13%</b>	<b>5.12%</b>	<b>14.69%</b>	<b>13.42%</b>	<b>0.08%</b>	<b>0.01%</b>	<b>0.08%</b>	<b>0.02%</b>	<b>100%</b>

Source: IRCC Permanent Resident Data as of March 31, 2018. Due to ongoing data reviews and quality checks, numbers found in this table will differ slightly from previously reported tables and analysis as the data were extracted on different dates.

<sup>28</sup> Includes admissions in the Federal Skilled Worker Program, Federal Skilled Trades Program and Canadian Experience Class. Admissions include applicants who applied prior to the launch of Express Entry on January 1, 2015 (i.e., applications in inventory), as well as those who made an application using Express Entry.

<sup>29</sup> Includes admissions in all three streams of the Caregiver Program: the Live-in Caregiver Program, the High Medical Needs Class and the Caring for Children Class.

<sup>30</sup> Includes admissions in the Self-Employed Persons Program, Start-up Visa Program and Immigrant Investor Venture Capital Program. This category also includes admissions resulting from a small number of applications in the Federal Immigrant Investor and Entrepreneur Programs, which were cancelled in 2014.

<sup>31</sup> Family – Other includes: Orphaned – brother, sister, nephew, niece and grandchild, and other relatives.

<sup>32</sup> Includes admissions of persons selected on humanitarian and compassionate grounds for reasons of public policy and in the Permit Holder Class.

**Table 4: New Permanent Residents Admitted in 2017**

Immigration Category	2017 Plan Admission Ranges		Number Admitted in 2017	Females Admitted in 2017	Males Admitted in 2017
	Low	High			
Federal Economic – High Skilled <sup>33</sup>	69,600	77,300	57,247	26,030	31,217
Federal Economic – Caregivers <sup>34</sup>	17,000	20,000	22,253	13,218	9,035
Federal Economic – Business <sup>35</sup>	500	1,000	587	278	309
Provincial Nominee Program	49,000	54,000	49,724	23,680	26,044
Quebec Skilled Workers and Business	28,000	31,200	29,451	14,096	15,355
<b>Total Economic</b>	<b>164,100</b>	<b>183,500</b>	<b>159,262</b>	<b>77,302</b>	<b>81,960</b>
Spouses, Partners and Children	62,000	66,000	61,646	35,077	26,568
Parents and Grandparents	18,000	20,000	20,494	12,154	8,337
Family – Other	-	-	330	165	165
<b>Total Family</b>	<b>80,000</b>	<b>86,000</b>	<b>82,470</b>	<b>47,396</b>	<b>35,070</b>
Protected Persons in-Canada and Dependants Abroad	13,000	16,000	14,495	7,130	7,364
Blended Visa Office-Referral Refugees	1,000	3,000	1,284	610	674
Government-Assisted Refugees	5,000	8,000	8,823	4,284	4,539
Privately Sponsored Refugees	14,000	19,000	16,873	7,935	8,938
<b>Total Protected Persons and Refugees</b>	<b>33,000</b>	<b>46,000</b>	<b>41,475</b>	<b>19,959</b>	<b>21,515</b>
Humanitarian and Other <sup>36</sup>	2,900	4,500	3,272	1,705	1,567
<b>Total Humanitarian</b>	<b>2,900</b>	<b>4,500</b>	<b>3,272</b>	<b>1,705</b>	<b>1,567</b>
<b>TOTAL</b>	<b>280,000</b>	<b>320,000</b>	<b>286,479</b>	<b>146,362</b>	<b>140,112</b>

Source: IRCC, Permanent Resident Data as of March 31, 2018. Additional IRCC data are also available through the [Quarterly Administrative Data Release](#).<sup>xiv</sup> Any numbers in this report that were derived from IRCC data sources may differ from those reported in earlier publications; these differences reflect typical adjustments to IRCC's administrative data files over time. As the data in this report are taken from a single point in time, it is expected that they will change over time as additional information becomes available.

Gender-disaggregated data: Totals of gender-disaggregated data may not add up to the totals for "Number Admitted in 2017" due to instances where gender was not stated.

More detailed information available on the [Open Data](#) portal.

<sup>33</sup> Includes admissions resulting from up to 2,000 applications in the new Atlantic Immigration Pilot. Admissions also include applicants who applied to the Federal Skilled Worker Program, Federal Skilled Trades Program and Canadian Experience Class prior to the launch of Express Entry on January 1, 2015 (i.e., applications in the inventory), as well as those who made an application using Express Entry.

<sup>34</sup> Includes admissions in the Caring for Children Class and the Caring for People with High Medical Needs Class, which are pilot programs that replaced the Live-in Caregiver Program in late 2014. Applications received under the legacy Live-in Caregiver Program will continue to be processed and resulting admissions are reflected in the 2017 target.

<sup>35</sup> Includes admissions in the Self-Employed Persons Program, Start-up Visa Program and Immigrant Investor Venture Capital Program. This category also includes admissions resulting from a small number of applications in the Federal Immigrant Investor and Entrepreneur Programs, which were cancelled in 2014.

<sup>36</sup> Includes admissions of persons selected on humanitarian and compassionate grounds, for reasons of public policy and in the Permit Holder Class.

Table 5: Knowledge of Official Languages Among Permanent Residents, 2017

Immigration Class	English	French	Both	Neither	Not Stated	Total
Sponsored Family – Principal Applicants	40,245	4,828	661	15,504	5,950	67,188
Female	22,602	2,892	360	9,218	3,304	38,376
Male	17,642	1,936	301	6,284	2,646	28,809
Sponsored Family – Spouses and Dependants	6,489	952	53	7,032	756	15,282
Female	3,802	471	25	4,339	383	9,020
Male	2,686	481	28	2,693	373	6,261
<b>Total Sponsored Family</b>	<b>46,734</b>	<b>5,780</b>	<b>714</b>	<b>22,536</b>	<b>6,706</b>	<b>82,470</b>
<b>Female</b>	<b>26,404</b>	<b>3,363</b>	<b>385</b>	<b>13,557</b>	<b>3,687</b>	<b>47,396</b>
<b>Male</b>	<b>20,328</b>	<b>2,417</b>	<b>329</b>	<b>8,977</b>	<b>3,019</b>	<b>35,070</b>
Economic Immigrants – Principal Applicants	69,222	8,205	1,279	2,103	111	80,920
Female	30,445	3,215	618	1,083	70	35,431
Male	38,777	4,990	661	1,020	41	45,489
Economic Immigrants – Spouses and Dependants	57,477	6,054	510	10,816	3,485	78,342
Female	31,114	3,385	281	5,341	1,750	41,871
Male	26,363	2,669	229	5,475	1,735	36,471
<b>Total Economic Immigrants</b>	<b>126,699</b>	<b>14,259</b>	<b>1,789</b>	<b>12,919</b>	<b>3,596</b>	<b>159,262</b>
<b>Female</b>	<b>61,559</b>	<b>6,600</b>	<b>899</b>	<b>6,424</b>	<b>1,820</b>	<b>77,302</b>
<b>Male</b>	<b>65,140</b>	<b>7,659</b>	<b>890</b>	<b>6,495</b>	<b>1,776</b>	<b>81,960</b>
Resettled Refugees and Protected Persons in-Canada – Principal Applicants	9,338	1,657	161	8,023	902	20,081
Female	3,190	835	65	3,284	385	7,759
Male	6,147	822	96	4,739	517	12,321
Resettled Refugees and Protected Persons in-Canada – Spouses and Dependants	6,104	980	119	12,470	1,721	21,394
Female	3,711	543	67	7,007	872	12,200
Male	2,393	437	52	5,463	849	9,194
<b>Total Resettled Refugees and Protected Persons in-Canada</b>	<b>15,442</b>	<b>2,637</b>	<b>280</b>	<b>20,493</b>	<b>2,623</b>	<b>41,475</b>
<b>Female</b>	<b>6,901</b>	<b>1,378</b>	<b>132</b>	<b>10,291</b>	<b>1,257</b>	<b>19,959</b>
<b>Male</b>	<b>8,540</b>	<b>1,259</b>	<b>148</b>	<b>10,202</b>	<b>1,366</b>	<b>21,515</b>
All Other Immigration – Principal Applicants	1,270	572	27	239	100	2,208
Female	626	276	10	128	49	1,089
Male	644	296	17	111	51	1,119
All Other Immigration – Spouses and Dependants	690	175	12	136	51	1,064
Female	392	105	7	85	27	616
Male	298	70	5	51	24	448
<b>Total All Other Immigration</b>	<b>1,960</b>	<b>747</b>	<b>39</b>	<b>375</b>	<b>151</b>	<b>3,272</b>
<b>Female</b>	<b>1,018</b>	<b>381</b>	<b>17</b>	<b>213</b>	<b>76</b>	<b>1,705</b>
<b>Male</b>	<b>942</b>	<b>366</b>	<b>22</b>	<b>162</b>	<b>75</b>	<b>1,567</b>
<b>TOTAL</b>	<b>190,835</b>	<b>23,423</b>	<b>2,822</b>	<b>56,323</b>	<b>13,076</b>	<b>286,479</b>
<b>Female</b>	<b>95,882</b>	<b>11,722</b>	<b>1,433</b>	<b>30,485</b>	<b>6,840</b>	<b>146,362</b>
<b>Male</b>	<b>94,950</b>	<b>11,701</b>	<b>1,389</b>	<b>25,836</b>	<b>6,236</b>	<b>140,112</b>

Source: IRCC, Permanent Residents Data as of March 31, 2018.

Note: Totals of gender-disaggregated data may not add up to the numbers in each of the categories due to cases where gender was not stated. Data in this table may differ from those found in other tables in this report due to the date these numbers were extracted from IRCC's data systems. Data include public policy admissions.

## Annex 3: Instructions Given by the Minister in 2017

The Immigration and Refugee Protection Act (IRPA) provides the legislative authority for Canada's immigration program and contains various provisions that allow the Minister to issue special instructions to immigration officers to enable the Government of Canada to best attain its immigration goals. These instructions are typically issued for limited periods of time, and can touch on a diverse range of issues.

As required by paragraph 94(2)(e.1) of IRPA, this report includes in the following table a description of the instructions given by the Minister in 2017 and the date of their publication:

Title	Description	Date of Publication	Coming into Force
<b>Global Skills Strategy</b>	Ministerial Instructions to enable the priority processing of applications for work permits and related applications for temporary resident visas and electronic travel authorizations.	June 10, 2017	June 12, 2017
<b>Increased Immigration to the Atlantic Provinces</b>	Ministerial Instructions to establish a three-year pilot project to help address labour market needs in Atlantic Canada. The goal is to develop approaches for immigration that will enhance retention of immigrant workers in the Atlantic provinces. Through this project the Government of Canada planned to admit up to 2,000 immigrants and accompanying families in 2017, with rising numbers in the following years depending on performance.	March 4, 2017	March 6, 2017
<b>Parents and Grandparents</b>	Ministerial Instructions to establish randomized intake measures for parent and grandparent applications.	January 7, 2017	January 7, 2017

# Endnotes

- i For more information, see <http://laws-lois.justice.gc.ca/eng/acts/l-2.5/index.html>
- ii For more information, see <http://open.canada.ca/en/open-data>
- iii For more information, see <https://www.canada.ca/en/immigration-refugees-citizenship/corporate/reports-statistics/statistics-open-data.html>
- iv For more information, see <https://www.unglobalcompact.org/>
- v For more information, see <https://www.canada.ca/en/atlantic-canada-opportunities/news/2017/01/backgrounder-atlantic-growth-strategy.html>
- vi For more information, see <http://www.unhcr.org/#>
- vii For more information, see <http://www.unhcr.org/sexual-and-gender-based-violence.html>
- viii For more information, see <https://www.canada.ca/en/employment-social-development/campaigns/global-skills-strategy.html>
- ix For more information, see <https://www.canada.ca/en/immigration-refugees-citizenship/corporate/mandate/policies-operational-instructions-agreements/agreements/federal-provincial-territorial.html>
- x For more information, see <https://www.canada.ca/en/immigration-refugees-citizenship/corporate/mandate/policies-operational-instructions-agreements/agreements/federal-provincial-territorial/quebec/canada-quebec-accord-relating-immigration-temporary-admission-aliens.html>
- xi For more information, see <https://www.canada.ca/en/immigration-refugees-citizenship/corporate/publications-manuals.html>
- xii For more information, see <http://www.irb-cisr.gc.ca/Eng/BoaCom/pubs/Pages/index.aspx>
- xiii For more information, see <http://www.cbsa-asfc.gc.ca/agency-agence/reports-rapports/menu-eng.html>
- xiv For more information, see <https://www.canada.ca/en/immigration-refugees-citizenship/corporate/reports-statistics/statistics-open-data.html>