

CHRYSOMELIDAE (COLEOPTERA) OF THAILAND,
CAMBODIA, LAOS AND VIETNAM. III. EUMOLPINAE

Kimoto, Shinsaku

Gressitt, J. Linsley

<http://hdl.handle.net/2324/2421>

出版情報 : ESAKIA. 18, pp.1-141, 1982-11-25. 九州大学農学部昆虫学教室
バージョン :
権利関係 :



**CHRYSOMELIDAE (COLEOPTERA) OF THAILAND, CAMBODIA,
LAOS AND VIETNAM. III. EUMOLPINAE¹⁾²⁾³⁾**

SHINSAKU KIMOTO

Biological Laboratory, Department of General Education,
School of Medicine, Kurume University, Kurume 830, Japan

and

† J. LINSLEY GRESSITT⁴⁾

Bishop Museum, Honolulu, Hawaii 96819, U.S. A. and
Wau Ecology Institute, Wau, Papua New Guinea

Abstract

This third paper of a series treats the subfamily Eumolpinae covering 207 species in 41 genera. The keys treat 31 genera and 195 species. Relevant synonymies are presented for genera and species, as well as general and local distributions of species. Forty-five species are described as new and a number of species are newly recorded from the area or from individual countries. Eighty-seven species and 7 genera are relegated to synonymy.

This paper is the third in a series" attempting to cover the chrysomelid beetles from the Thai-Indochina area. This series represents a sequel to "Chrysomelidae (Coleopt.) of China and Korea" (Gressitt & Kimoto, 1961 & 1963), and should be used in conjunction with that monograph. This installment treats the subfamily Eumolpinae covering 41 genera, 207 species, including 45 new species and 87 new synonymies. Seven genera are synonymized and there are many new combinations.

Keys are presented to genera and species, including a few occurring just outside the area of treatment. Pertinent synonymies are presented, except that references under genera included in Gressitt & Kimoto (1961) are not

¹⁾ Part I, 1979, *Pacific Insects*, 20 (2-3) : 191-256; Part II, 1981, *ibid.*, 23(3-4) : 286-391.

²⁾ Partly supported by a grant from the Japan Society for the Promotion of Science, as part of the Japan-U.S. Cooperative Science Program : Zoogeography and Ecology of Pacific Area Insects.

³⁾ Partial results of research and fieldwork supported by grants to Bishop Museum from the U. S. National Institute of Health (AI-01723), the U. S. Army Medical Research & Development Command (DA-MEDDH-60-1), and the U. S. National Science Foundation (GF-58, G-2127).

⁴⁾ Passed away on April 26, 1982 in a plane crash in south China.

repeated (other than original references and type designations). All known geographical records within the area, as well as general distribution for all the species treated, are also presented. A number of species are newly recorded from this general region, as well as a number of new records to individual countries.

The sources of material are essentially the same as for the preceding installment. The main sources are Bishop Museum collections including the large J. A. Rondon collection from Laos (Gressitt et al., 1970); collections from various Japan-United States scientific cooperation projects funded by the U. S. National Science Foundation, the Japan Society for the Promotion of Sciences, and the Ministry of Education of Japan; results of the rice stem-borer studies under the direction of Prof. K. Yasumatsu and Prof. Y. Hirashima; collections from Kasetsart University and the Thai Department of Agriculture, Bangkok; collections of Zoologische Staatssammlung, München, G. Frey Museum, Naturhistorisches Museum, Basel and Entomological Laboratory, Ehime University; as well as private collection made by Dr. Kintaro Baba and others. For further details refer to the introduction in Kimoto & Gressitt (1978, 1981).

For general information on the principal Laos survey and for locations of collecting localities, see introductory section, map and list of localities of Gressitt et al. (1970).

The following abbreviations are used herein for depository museums:

BANGKHEN	Kasetsart University and Agriculture Department, Bangkok, Thailand.
BASEL	Naturhistorisches Museum, Basel.
BISHOP	Bishop Museum, Honolulu.
BMNH	British Museum (Natural History), London.
BRUXELES	Institute Royal des Sciences Naturelles, Bruxelles.
CAS	California Academy of Sciences, San Francisco.
CHUJO	Dr. Michio Chûjô collection, Shizuoka.
EHIME	Ehime University, Matsuyama.
FREY	G. Frey Museum, Tutzing bei München.
GENOVA	Museo Civico di Storia Naturale, Genova.
HAMBURG	Universität Hamburg, Zoologisches Institut und Zoologisches Museum, Hamburg.
KIMOTO	S. Kimoto collection, Kurume.
KØBENHAVN	University Zoological Museum, København (Copenhagen).
KU	Kyushu University, Fukuoka.
MCZ	Museum of Comparative Zoology, Harvard University, Cambridge, Massachusetts.
OHNO	Masao Ohno collection, Saitama.
MUNCHEN	Zoologische Staatssammlung, München.
PARIS	Museum National d'Histoire Naturelle, Paris.

STOCKHOLM Naturhistoriska Riksmuseum, Stockholm.

TARI Taiwan Agriculture Research Institute and Taiwan University,
Taipei.

ZMB Zoologisches Museum der Humboldt-Universität zu Berlin.

The abbreviation "Umgeb." in geographical records refers to the German "Umgebung", meaning "Environs of".

In the course of the study we are grateful to authorities and staff members at Bishop Museum, Honolulu ; British Museum (Natural History), London ; Museum National d'Histoire Naturelle, Paris; Museo Civico di Storia Naturale, Genova; Zoologische Staatssammlung, München ; G. Frey Museum, Tutzing bei München; Kasetsart University and Agriculture Department, Bangkok ; Kyushu University, Fukuoka ; Ehime University, Matsuyama ; California Academy of Sciences, San Francisco; National Museum of Natural History, Washington DC. Also, we are especially obliged to Drs. R. D. Pope, A. Viliers, Nicole Berti, G. Scherer, R. L. A. Damoiseau, R. Poggi, W. Wittmer, G. A. Samuelson, H. B. Leech, D. Kavanaugh, P. Arnaud, K. Yasumatsu, Y. Hirashima, S. Asahina, T. Ishihara, K. Baba, the late J. A. Rondon, and Mrs. Carol N. Higa.

KEY TO GENERA OF EUMOLPINAE

- | | | |
|----------|--|----------------------|
| 1 (0). | Anterior margin of proepisterna straight or concave | 2 |
| | Anterior margin of proepisterna convex | 25 |
| 2 (1). | Claws appendiculate or simple | 3 |
| | Claws bifid | 11 |
| 3 (2). | Intermediate and posterior tibiae not emarginate at apex | 4 |
| | Intermediate and posterior tibiae, or intermediate tibia emarginate at apex | 7 |
| 4 (3). | Dorsum entirely glabrous | 5 |
| | Dorsum densely covered with erect hairs | Paracrothium |
| 5 (1). | Anterior femur without distinct denticulation at middle | 6 |
| | Anterior femur with a distinct denticulation at middle | Chrysolampra |
| 6 (5). | Antenna filiform | Iphimoides |
| | Antenna robust, flattened, attenuated towards apex | Clisitherella |
| 7 (3). | Body above glabrous | 8 |
| | Body above thickly covered with pubescence | Parascela |
| 8 (7). | Antenna filiform | 9 |
| | Antenna with terminal segments strongly widened | Callisina |
| 9 (8). | Head without sulcus above eye | 10 |
| | Head with sulcus above eye | Pagria |
| 10 (9). | Prothorax as broad as elytron; body generally very small and rounded;
antenna robust, nearly as long as in preapical antennal segments, and
usually less than 1/2 as long as body length | Nodina |
| | Prothorax narrower than elytron at base; antenna slender, long, and
often more than 2/3 as long as body length | Basilepta |
| 11 (2). | Head without sulcus above eye | 12 |
| | Head with deep sulcus above eye | Scelodonta |
| 12 (11). | Body above clothed with hairs or scale like hairs | 13 |
| | Body above glabrous | Colasposoma |

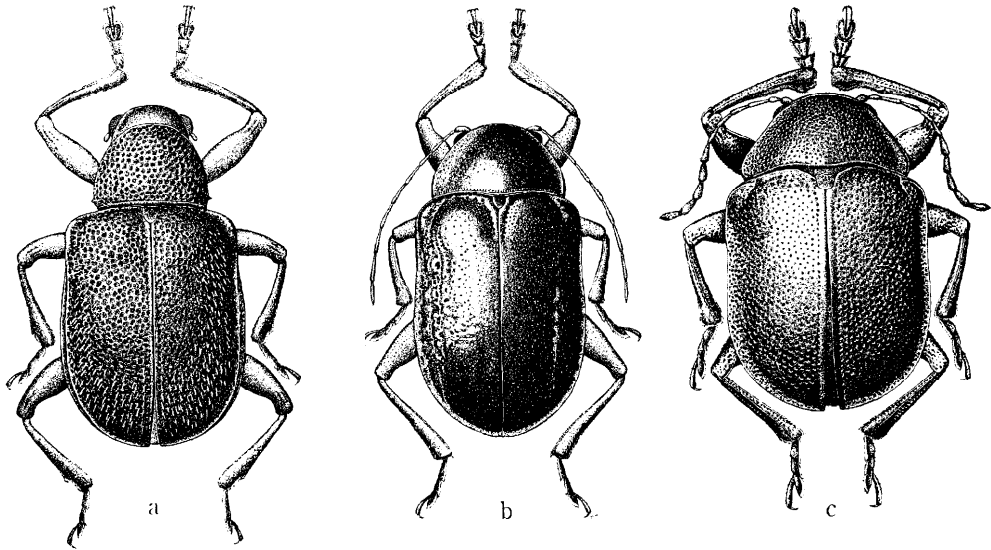


Fig. 1. a, *Parascela cribrata* (Schaufuss) ; b, *Chrysolampra splendens* Baly ; c, *Colasposoma downesii* Baly.

13 (12).	Lateral margin of prothorax marginate	14
	Lateral margin of prothorax not marginate	15
14 (13).	Intermediate and posterior tibiae not emarginate at apex	Osnaparis
	Intermediate and posterior tibiae, or intermediate tibia emarginate at apex	Trichochrysea
15 (13).	Prothorax longer than broad, or nearly as long as broad	16
	Prothorax much broader than long	18
16 (15).	Anterior femur normal, not abnormally enlarged	17
	Anterior femur abnormally enlarged	Piomera
17 (16).	Femora unarmed beneath ; body small, metallic	Malegia
	Femora distinctly toothed beneath	Lypesthes
18 (15).	Body clothed with scales above	19
	Body clothed with hairs above	22
19 (18).	Prothorax with side not serrate	20
	Prothorax with side entirely serrate	Pseudometaxis
20 (19).	Anterior and posterior femora not thicker than intermediate one; posterior femora with or without minute tooth	21
	Anterior and posterior femora thickened, intermediate femur more slender; posterior femur, in some case anterior femur also, each with a large tooth	Hyperaxis
21 (20).	Dorsum covered with long, strongly curved, suberect scales which are narrowed and thread-like apically	Hemiplatys
	Dorsum covered with normal scales which are usually depressed	Demotina
22 (18).	Prothorax not toothed at side	23
	Prothorax with two or three fairly prominent teeth at side	24
23 (22).	Mesosternum transverse, more or less broadly emarginate apically ; generally longer than 4 mm	Aoria
	Mesosternum oblong or subquadrate ; generally 2-3 mm in length in this fauna	Xanthonia

- 24 (22). Interantennal space deeply excavated ; body length over 10 mm **Goniopleura**
 Interantennal space generally convex; body length nearly 3-4 mm **Aulexis**
- 25 (1). Dorsum sparsely or closely covered with hairs or scales 26
 Dorsum glabrous 30
- 26 (25). Dorsum without transverse rugosities, closely covered with hairs or
 scales 27
 Dorsum with strong transverse rugosities and short, adpressed sparse
 pubescence **Abirus**
- 27 (26). Mid and hind tibiae simple, not notched 28
 Mid and hind tibiae notched on outer side near apex; dorsum covered
 with scales **Pachnephorus**
- 28 (27). Tarsal claws appendiculate ; dorsum covered with hairs 29
 Tarsal claws bifid; dorsum covered with large, broad, rigid, adpressed or
 suberect curved scales; prosternum with a deep groove for reception
 of antenna **Aulacolepis**
- 29 (28). Prosternum without groove for reception of antenna; antenna subfili-
 form, not broadly dilated; femora without distinct tooth beneath **Lophea**
 Prosternum with grove at side for reception of antenna; antenna very
 broadly dilated at apical segments; femora with a distinct tooth be-
 neath^h **Heterotrichus**
- 30 (25). Mid and hind tibiae notched on outer side near apex 31
 Mid and hind tibiae simple, not notched 35
- 31 (30). Claws bifid 32
 Claws appendiculate 34
- 32 (31). Fore femur with large tooth beneath; head without a deep groove above
 eye 33
 Fore femur unarmed or minutely toothed beneath; head with a deep
 groove above eye and groove large and deeply emarginate **Cleoporus**
- 33 (32). Elytron dilated posteriorly and with epipleuron convex **Phytorus**
 Elytron subparallel-sided and with epipleuron flat **Tricliona**
- 34 (31). Antenna filiform, with terminal segments widened **Cleorina**

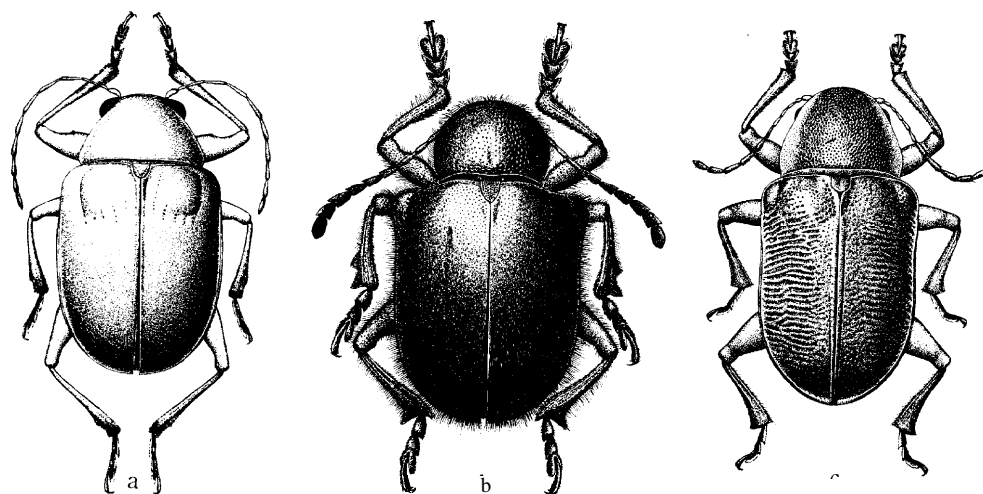


Fig. 2. a, *Basilepta beccarii* (Jacoby); b, *Trichochrysea imperialis* (Baly) ; c, *Abirus fortuneii* (Baly).

	Antenna with four basal segments cylindrical, following segments compressed feebly dilated	Mouhotina
35 (30).	Head without sulcus above eye	36
	Head with broad sulcus above eye	39
36 (35).	Prothorax subquadrate or cylindrical, distinctly narrower at base than elytron	37
	Prothorax transverse, as broad or nearly as broad as elytron	38
37 (36).	Prothorax cylindrical, subparallel-sided, lateral margin not visible from above	Chalcolema
	Prothorax subquadrate, widest slightly before middle, narrowed anteriorly and posteriorly; lateral margin distinct, visible from above	Heminodes
38 (36).	Posterior femur with long projection subapically in male, and with distinct spine in female	Olorus
	Posterior femur sometimes with distinct spine subapically	Colaspoides
39 (35).	Sulcus above eye deep and broad, antenna with apical segments widened and flattened	Platycorynus
	Sulcus above eye much shallower and not so broad as in <i>Platycorynus</i> ; antenna with apical segments either cylindrical or not distinctly flattened	Chrysochus

Genus *Paracrothinium* Chen

Paracrothinium Chen, 1940, *Sinensia* 11 (3-4) : 209 (type : *Paracrothinium cupricolle* Chen, from China) ; 1940, *ibid.* 11 (5-6) : 489. -Gressitt & Kimoto, 1961, *Pac. Insects Monogr.* 1A : 233.

KEY TO SPECIES OF *Paracrothinium*

- 1 (0). Head and pronotum reddish, elytron bluish 2
 Head reddish brown, pronotum pitchy black with anterior margin brownish, scutellum reddish brown, elytron reddish brown with lateral margin blackish in basal portion ; ventral surfaces pitchy brown ; antenna pitchy black with four or five basal segments brownish ; legs pitchy black with basal portions of femora brownish ; length 8.0-9.0 mm..... **latum**
- 2 (1). Legs brownish black with tibiae and tarsi almost entirely black; head and pronotum reddish cupreous, elytron violaceous blue, scutellum greenish cupreous; ventral surfaces metallic; antenna black with four or five basal segments fulvous; length 5.4 mm **consimile**
 Legs reddish brown with tibiae, tarsi and apical portions of femora black; head, pronotum and scutellum deep red; elytron violaceous blue, ventral surfaces entirely reddish brown; antenna black with four basal segments reddish brown ; length 7.8-8.3 mm **collare**

Paracrothinium collare Kimoto & Gressitt, **n. sp.** (Fig. 4a)

Oblong oval ; head, pronotum and scutellum deep red; elytron violaceous blue ; antenna black with four basal segments reddish brown; ventral surfaces entirely reddish brown ; legs reddish brown with tibiae, tarsi and apical portions of femora black.

Head with surface distinctly but not closely punctate and interstices of

punctures smooth, shining, and sparsely covered by fine hairs especially on lateral portion ; clypeus distinctly raised, vertex slightly depressed at anterior portion and with a shallow longitudinal furrow at middle. Antenna robust, depressed, nearly $3/4$ as long as body length; first segment robust, somewhat club-shaped; second nearly $2/3$ as long as first in length, robust; third nearly $1\ 1/2$ times as long as second, slender; fourth subequal to third in length and shape; fifth slightly longer than fourth ; sixth subequal to fifth in length but wider in apical portion, subtriangular ; seventh nearly as long as sixth but much robuster; eighth slightly shorter than seventh and nearly $1\ 1/4$ times as long as wide; ninth and tenth subequal to eighth in length and shape; eleventh about $1\ 1/2$ times as long as tenth and its apex pointed. Pronotum transverse, about twice as wide as long, side rounded, widest slightly behind middle and strongly narrowed anteriorly and less strongly so posteriorly; anterior and posterior corners each with a setigerous puncture; anterior margin nearly straight, posterior margin widely rounded posteriorly and slightly produced at middle; dorsal surface sparsely covered with fine hairs and distinctly but not closely punctate and their interstices smooth, shining, nearly impunctate ; pro- epimeron slightly wrinkled, nearly impunctate ; metasternum smooth, shining, sparsely covered by fine hairs and sparsely impressed by small punctures. Scutellum subpentagonal, with apex rounded ; surface sparsely impressed by minute punctures. Elytron slightly rounded at side, without distinct subbasal transverse furrow; surface entirely covered with fine hairs and closely and distinctly punctate, and their interstices smooth, shining.

Length 7.8-8.3 mm.

HOLOTYPE (BISHOP), Laos: Ban Van Heue, 20 km E of Phou-kow-kuei, 15-31. v. 1965, J. A. Rondon. Paratype: Laos: Umgeb. Vientiane, 1 ex., iii-vi. 1963 (MUNCHEN).

This new **species** somewhat resembles *P. consimile* Chen, but differs in being the body length larger and having the ventral surface entirely reddish brown.

Paracrothinium consimile Chen

Paracrothinium consimile Chen, 1940, Sinensia 11: 210 (Tonkin).

DISTRIBUTION : Vietnam.

No additional material.

Paracrothinium latum(Pic) **New combination**

Iphimoides latus Pic, 1928, Bull. Soc.Zool. Fr. 53: 378 (Tonkin ; PARIS).

DISTRIBUTION: Vietnam.

No additional material.

Genus *Chrysolampra* Baly

Chrysolampra Baly, 1859, Ann. Mag. Nat. Hist. ser. 3, 4: 126 (type : *Chrysolampra splendens* Baly, China). -Chapuis, 1874, Genera Coleopt. 10: 237. —Lefèvre, 1885, Mém.Soc. Sci. Liège, ser. 2, 11: 12. —Jacoby, 1908, Fauna India, Coleopt. 2: 285. —Chen, 1935, Sinensia 6(3): 243 ; 1940, *ibid.* 11(5-6) : 492. -Gressitt & Kimoto, 1961, Pac. Insects Monogr. 1A: 284.

KEY TO SPECIES OF *Chrysolampra*

- | | | |
|--------|---|--------------------|
| 1 (0). | Elytron with strong rugosities | 2 |
| | Elytron without rugosities | 4 |
| 2 (1). | Ventral surfaces not largely brownish | 3 |
| | Ventral surfaces reddish brown, with meta-epimeron greenish black ;
head, pronotum and elytron cupreous with greenish luster; length 9
mm | rufimembris |
| 3 (2). | Pronotum with anterolateral portion sparsely covered with fine but
distinct hairs, lateral margin of pronotum nearly straight, and widely
marginate, especially on basal portion ; general color bluish black,
bluish green, with or without cupreous luster; antenna reddish brown
to pitchy brown ; rugosities of elytron transverse, not very strongly
raised, occupying side only; length 6.0-8.5 mm | mouhoti |
| | Pronotum entirely glabrous, lateral margin rounded, and margin relative-
ly narrower; rugosities of elytron more or less rounded, tubercular,
generally strong and prominent; bluish black, blue, bluish green,
violaceous or cupreous ; antenna reddish brown to pitchy black; length
7.9-10.2 mm | splendens |
| 4 (1) | Body length longer, over 5 mm | 5 |
| | Body length shorter ; general color reddish brown, elytron bluish black;
ventral surfaces of meso- and metathorax and abdomen partly blackish
in various degrees; antenna and legs entirely reddish brown; length
3. 2-3. 4 mm | minuta |
| 5 (4) | Metasternum with surface slightly wrinkled and sparsely covered with
fine hairs; head and pronotum cupreous ; elytron violaceous blue;
underside obscure blue, antenna pitchy black with four basal segments
fulvous ; length 5.3-8.0 mm | cuprithorax |
| | Metasternum with surface finely granulate and closely covered with fine
hairs; dorsal surfaces violaceous, bluish black, bluish green or cupre-
ous green ; antenna reddish brown ; length 6.9-9.1 mm | laosensis |

Chrysolampra cuprithorax Chen

Chrysolampra cuprithorax Chen, 1935, Sinensia 6: 247 (Tonkin ; PARIS). —Gressitt & Kimoto, 1961, Pac. Insects Monogr. 1A: 284 (Tonkin).

DISTRIBUTION : Vietnam.

MATERIAL EXAMINED. VIETNAM: Hoa-Binh, Tonkin, 5 *exs.*, A. Cooman (FREY).

Chrysolampra laosensis Kimoto & Gressitt, **n. sp.** (Fig. 3a)

Oblong oval ; general color violaceous, bluish black, bluish green or cupreous green, antenna reddish brown.

Head with surface strongly and rather closely punctate and interstices of punctures finely shagreened, vertex sparsely covered with fine hairs and with a shallow longitudinal furrow at middle and a distinct tubercle at middle of anterior part. Antenna slender, filiform, nearly $2/3$ as long as body length; first segment robust, somewhat club-shaped ; second nearly half as long as first, and nearly $2/3$ as long as wide, robust; third nearly $2 \frac{1}{5}$ times as long as second, slender; fourth subequal to third in length and shape; fifth nearly $1 \frac{1}{4}$ times as long as fourth ; sixth slightly longer than fifth; seventh subequal to sixth in length and shape; eighth distinctly shorter than seventh ; eighth to tenth subequal to each other in length and shape; eleventh subequal to tenth in length but its apex pointed. Pronotum transverse, about twice as wide as long, side rounded, widest slightly before basal margin and strongly narrowed anteriorly ; anterior and posterior corners each with a setigerous puncture ; anterior margin rounded, produced anteriorly at middle and posterior margin widely rounded posteriorly; dorsal surface distinctly but not closely punctate and their interstices sparsely impressed by fine punctures; proepimeron wrinkled, nearly impunctate ; metasternum finely granulate, impressed by large punctures and covered by fine hairs. Scutellum subpentagonal, with apex rounded ; surface smooth, shining, sparsely impressed by minute punctures. Elytron slightly rounded at side, subbasal area separated by subbasal transverse furrow which is obsolete at middle and distinctly impressed at lateral part; surface closely and distinctly punctate, and their interstices slightly raised on lateral part.

Length 6.9-9.1 mm.

HOLOTYPE (BISHOP), LAOS : Vientiane Prov., Ban Van Eue, 15. v. 1965, Native collr. Paratopotype: **1 ex.**, same data as the holotype (KIMOTO). Paratypes : LAOS: Ban Van Eue, 20 km E of Phou-kow-kuei, 3 exs., 15-31. v. 1965, J. A. Rondon (BISHOP) ; Umg. Vientiane, 3 exs., iii-vi. 1963; Umgeb. Paklay, 1 ex., 1963 (MUNCHEN).

This new species closely resembles *Chrysolampra cuprithorax* Chen, but differs in having the surface of metasternum finely granulate and more closely covered by fine hairs.

Chrysolampra minuta Kimoto & Gressitt, **n. sp.** (Fig. 3c)

Oval; general color reddish brown, elytron bluish black ; ventral surfaces of meso- and metathorax and abdomen partly blackish in various degrees; antenna and legs entirely reddish brown.

Head with surface distinctly and not closely punctate and interstices of

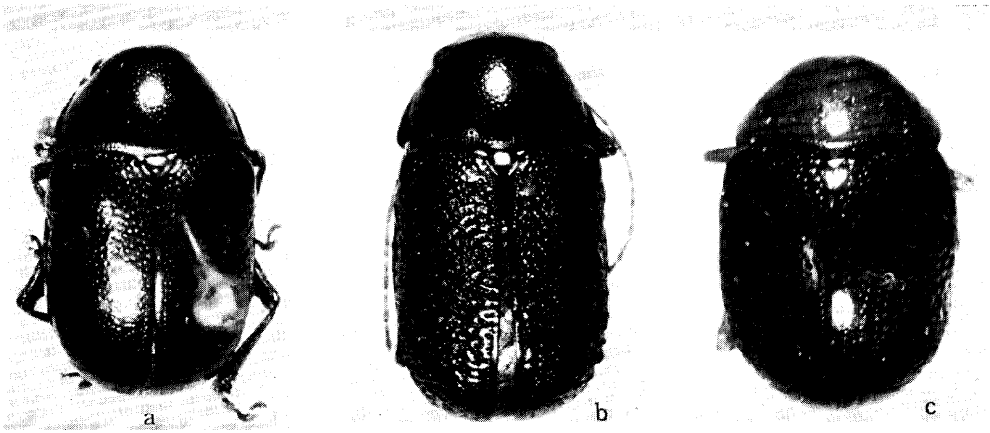


Fig. 3. a, *Chrysolampra Eaosensis* Kimoto & Gressitt, n. sp.; b, *C. mouhoti* Baly; c, *C. minuta* Kimoto & Gressitt, n. sp.

punctures smooth and sparsely impressed by minute punctures; vertex with a shallow longitudinal furrow at middle. Antenna slender, filiform, nearly $3/4$ as long as body length; first segment robust, somewhat club-shaped; second nearly half as long as first, robust; third nearly $1\ 1/2$ times as long as second, slender; fourth slightly longer than third; fifth nearly $1\ 1/4$ times as long as fourth; sixth as long as fifth but apical part much wider; seventh subequal to sixth in length and shape; eighth nearly $3/4$ as long as seventh but much robust; ninth and tenth subequal to eighth in length and shape; eleventh slightly longer than tenth and its apex pointed. Pronotum transverse, about $2\ 1/5$ times as wide as long, side rounded, widest slightly behind middle and strongly narrowed anteriorly and less strongly so posteriorly; anterior and posterior corners each with a setigerous puncture; anterior margin concave, nearly straight at middle and posterior margin widely rounded, slightly produced posteriorly at middle; dorsal surface distinctly but not closely punctate and their interstices sparsely impressed by fine punctures; proepimeron slightly wrinkled, covered by fine hairs and impressed by fine punctures. Scutellum subpentagonal, with apex rounded; surface smooth, shining, nearly impunctate. Elytron slightly rounded at side, subbasal area not distinctly raised, without distinct subbasal transverse furrow; surface closely and distinctly punctate, and their interstices sparsely impressed by fine punctures.

Length 3.2–3.4 mm.

HOLOTYPE (Type No. 2345, Kyushu Univ.), THAILAND: Chiang Mai Prov., Doi Suthep, 1000 m, 12. vi. 1965, K. Morimoto. Paratopotypes: 5 exs., same data as the holotype (KU, BISHOP, KIMOTO). Paratypes: THAILAND: 2 exs., same data as the holotype but 19. vi. 1965; 4 exs., Doi Suthep, 1000 m, 4 exs., 18. vi. 1965, Y. Miyatake; Tan Keo, Doi Suthep, 800 m, 4 exs., 10. vi. 1965, Y.

Miyatake (KU) ; Doi Suthep, 1000 m, 1 ex., 12. vi. 1965, P. D. Ashlock; Chiang-mai Prov., Chiang Dao, 2 exs., 15. vi. 1965, P. D. Ashlock (BISHOP).

This new species somewhat resembles *C. cuprithorax* Chen, in having the similar coloration of the dorsal surfaces, but differs in being the body length shorter, and having the ventral surfaces not entirely obscure blue.

Chrysolampra mouhoti Baly (Fig. 3b)

Chrysolampra mouhoti Baly, 1864, J. Entomol. 2: 220 (Siam ; BM).

Chrysolampra marginicollis Berlioz, 1917, Ann. Soc. Entomol. Fr., 86: 307 (Haut-Laos: Vientiane). **New synonymy.**

DISTRIBUTION : Thailand, Laos, Vietnam.

We could not trace the type location of *Chrysolampra marginicollis* Berlioz. However, judging from the original description made by Berlioz, his species is no doubt identical with *mouhoti* Baly, from Siam.

MATERIAL EXAMINED. THAILAND : Kanchanaburi, 8 exs., 21. v. 1962 (BANGKHEN). LAOS: Sayaboury Prov., Sayaboury, 6 exs., 5. v. 1965, 1 ex., 17. v. 1965, 2 exs., 30. v. 1965, Native collr ; Vientiane, 2 exs., 3. v.-3. vi. 1960, S. Quate & L. W. Quate (BISHOP) ; Umgeb. Vientiane, 7 exs., iii-vi. 1963; Umgeb. Pakse, 1 ex., 1963; Umgeb. Vanky, 1 ex., 1964 (MUNCHEN). VIETNAM : Riv. de Chepone, Annam, 1 ex., 9. iv. 1927, Mrs. Dora E. Wright (CAS).

Chrysolampra rufimembris Pic

Chrysolampra rufimembris Pic, 1926, Mel. Exot. Entomol. 45: 13 (Tonkin ; PARIS).

DISTRIBUTION : Vietnam.

No additional material.

Chrysolampra splendens Baly (Fig. 1b)

Chrysolampra splendens Baly, 1859, Ann. Mag. Nat. Hist. ser. 3, 4: 126 (China ; BM). --Berlioz, 1917, Ann. Soc. Entomol. Fr. 86: 307 (Haut-Laos : Keng-Trap). --Weise, 1922, Tijdschr. Entomol. 65: 46 (Fukien). --Chen, 1935, Sinensia 6(3): 244, fig. 5 (China). --Gressitt & Kimoto, 1961, Pac. Insects Monogr. 1A: 285 (China).

Chrysolampra verrucosa Lefèvre, 1890, Nouv. Arch. Mus. Paris, ser. 3, 2: 192 (Laos: Luang-Prabang; PARIS) ; 1893, Ann. Soc. Entomol. Fr. 1893: 115 (Tonkin: Lang-Son) ; 1904, Miss. Pavie Indo-China, ser. 2, 3 (Zool.) : 149. --Chen, 1935, Sinensia 6(3): 264 (Tonkin, Laos). --Gressitt & Kimoto, 1961, Pac. Insects Monogr. 1A: 285 (Indo-China). **New synonymy.**

Chrysolampra festiva Lefèvre, 1893, Ann. Soc. Entomol. Fr. 1893 : 116 (Cochinchina) --Berlioz, 1917, Ann. Soc. Entomol. Fr. 86: 307 (Haut-Laos: Vientiane). --Chen, 1935, Sinensia 6 (3) : 246 (S. China, Cochinchina). --Gressitt & Kimoto, 1961, Pac. Insects Monogr. 1A: 284 (Cochinchina, S. China). **New synonymy.**

Chrysolampra testaceicornis Pic, 1907, Échange 23 : 135 (Tonkin; PARIS). **New synonymy.**

Chrysolampra coerulea Pic, 1926, Mel. Exot. Entomol. 45 : 12 (Tonkin ; PARIS). **New synonymy.**

Chrysolampra tuberculata Pic, 1926, Mél. Exot. Entomol. 45: 13 (Tonkin ; PARIS). **New synonymy.**

DISTRIBUTION : Cambodia, Laos, Vietnam, S. China.

We could not trace the type location of *C. verrucosa* Lefevre and *C. festiva* Lefevre. According to the original description of *verrucosa* Lefevre, the body length is described as 15-17 mm. Chen (1935) cited the body length as 9.5 mm and separated this species from *splendens* Baly, in having the antenna entirely brownish. However, this seems to be an infraspecific variation.

MATERIAL EXAMINED. LAOS: Vientiane Prov., Ban Van Eue, 4 exs., 15. v. 1965, 2 exs., 15-31. v. 1965, 1 ex., 31. v. 1966, Native collr ; Ban Van Eue, 20 km E of Phou-kow-kuei, 2 exs., 1-15. v. 1965, J. A. Rondon; Phou Kou Khouei, 1 ex, 31. v. 1966, Native collr; Sayaboury Prov., Sayaboury, 1 ex., 17. v. 1966, 2 exs., 20. v. 1966, Native collr (BISHOP) ; Umgeb. Vientiane, 7 exs., iii-vi. 1963, Umgeb. Pakse, 2 exs., 1963; Umgeb. Paklay, 1 ex., 1963 (MUNCHEN). VIETNAM: Hoa-Binh, Tonkin, 18 exs., A. Cooman; Monties Mauson, Tonkin, 2-300 m, 2 exs., iv.-v. H. Fruhstorfer (FREY).

Genus *Iphimoides* Jacoby

Iphimoides Jac., 1883, Notes Leyden Mus. 5: 200 (type: *Iphimoides celebensis* Jacoby, Is. Saleyer). Lefevre, 1885, Mém. Soc. Sci. Liege, ser. 2, 11: 22. Gressitt & Kimoto, 1961, Pac. Insects Monogr. 1A: 286.

KEY TO SPECIES OF *Iphimoides*

- Reddish brown, elytron yellowish brown with suture and interior margin of epipleura blackish; dorsal surfaces impressed with distinct punctures, and their interstices smooth and shining; antenna pitchy black with four basal segments reddish brown; legs pitchy brown with femora reddish brown; length 6.0-6.3 mm **suturalis**
- Reddish brown, elytron bluish black; dorsal surfaces closely impressed with distinct punctures and their interstices finely granulate; antenna reddish brown with three apical segments blackish especially apical portion ; legs reddish brown with basal portion of posterior tibia slightly infusate; length 7.0-8.6 mm **binhanus**

Iphimoides binhanus Pic (Fig. 4b)

Iphimoides binhanus Pic, 1928, Bull. Soc.Zool.Fr. 53: 378 (Tonkin; PARIS).

DISTRIBUTION : Laos, Vietnam.

MATERIAL EXAMINED. LAOS : Umg. Vientiane, 1 ex., iii-vi. 1963, Umgeb. Pakse, 1 ex., 1963 (MUNCHEN). VIETNAM: Hoa-Binh, Tonkin, 2 exs., A. Cooman (FREY).

Iphimoides suturalis Pic (Fig. 4c)

Iphimoides suturalis Pic, 1928, Bull. Soc. 2001. Fr. 53 : 378 (Tonkin; PARIS). -Gressitt & Kimoto, 1961, Pac. Insects Monogr. 1A: 286 (Tonkin, S. China).

DISTRIBUTION : Vietnam, S. China.

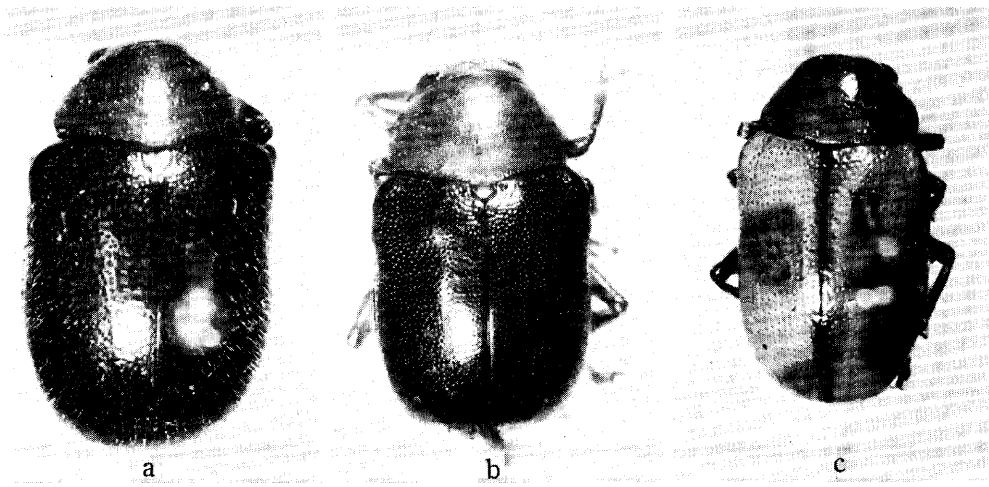


Fig. 4. a, *Paracrothinium collare* Kimoto & Gressitt, n. sp. b, *Iphimoides binhanus* Pic ;
c, *I. suturalis* Pic.

MATERIAL EXAMINED LAOS: Sayaboury Prov., Sayaboury, 1 ex., 21. vi. 1966, Native collr (BISHOP).

Genus *Clisitherella* Chen

Clisitherella Chen, 1940, Sinensia 11: 207 (type : *Clisitherella suturalis* Chen, Tonkin).

Clisitherella suturalis Chen

Clisitherella suturalis Chen, 1940, Sinensia 11: 208 (Tonkin).

DISTRIBUTION: Vietnam.

Body oblong subovate, moderately convex ; rufous or rufo-piteous; elytron yellow-brown, sutural and lateral margins reddish piceous; antenna red brown with five apical segments deep fusco-rufous ; breast and abdomen ferrugineous ; length 5 mm.

We could not check the type of this species.

Genus *Parascela* Baly

Parascela Baly, 1878, J. Linn. Soc. Lond., 14 : 252 (type : *Pseudocolaspis cribrata* Schaufuss, from Hongkong).—Lefèvre, 1885, Mém.Soc. Sci. Liege, ser. 2, 11: 64.—Chen, 1933, Sinensia 6(3): 297; 1940, *ibid.* 11(5-6): 489. --Gressitt & Kimto, 1961, Pac. Insects Monogr. 1A: 237.

Pseudoparascela Pic, 1935, Mel. Exot. Entomol. 65: 1 (type: *Pseudoparascela jeanvoinei* Pic, from Tonkin). New synonymy.

Parascela cribrata (Schaufuss) (Fig. 1a)

Pseudocolaspis cribrata Sch., 1871, Nunguam Otiosus 1 : 200 (Hong Kong).

Parascela cribrata: Baly, 1878, J. Linn. Soc. Lond. 14: 252. —Gressitt & Kimoto, 1961, Pac. Insects Monogr. 1A: 237 (China). Kimoto & Gressitt, 1966, Pac. Insects 8(2): 507, fig. 11a (Ryukyu Is.).

Pseudoparascela jeanvoinei Pic, 1935, Mel. Exot. Entomol. 65: 1 (Tonkin; PARIS). New **synonymy**.

Basilepta hirta Chen, 1935, Sinensia 6(6): 769, fig. 1 (Yunnan). —Gressitt & Kimoto, 1961, Pac. Insects Monogr. 1A: 237 (= *cribrata*).

Parascela hirta: Chen, 1940, Sinensia 11(5-6): 485, 503 (China).

DISTRIBUTION: Vietnam, S. China, Ryukyu Is.

No additional material.

Genus *Callisina* Baly

Callisina Baly, 1860, J. Entomol. 2: 30 (type: *Callisina fasciata* Baly, from Malacca, Borneo). Chapuis, 1867, Genera Coleopt. 10: 246. —Lefèvre, 1885, Mém. Soc. Sci. Liege, ser. 2, 11: 63. —Jacoby, 1908, Fauna India, Coleopt. 2: 362. —Chen, 1935, Sinensia 6(3): 326; 1940, *ibid.* 11(5-5): 488. Gressitt & Kimoto, 1961, Pac. Insects Monogr. 1A: 214.

KEY TO SPECIES OF *Callisina*

- 1 (0). Elytron without three pairs of tubercles laterally; elytron blackish with two or three pairs of markings brownish 2
 Elytron with three pairs of tubercles laterosubbasally; elytron reddish brown with sutural and lateral margins together with a subtriangular laterosubbasal marking pitchy black; reddish brown, antenna black with basal segments brownish; length 5.0 mm **trigibbosa**
- 2 (1) Elytron pitchy black with basal, postmedian and apical markings reddish brown; pronotum reddish brown with basal portion pitchy black; ventral surfaces reddish brown; antenna black with basal segments brownish; legs reddish brown; length 5.8 mm **fasciata**
 Elytron black with basal and postmedian markings reddish brown; head black with a reddish marking at middle in most specimens; pronotum pitchy black; ventral surfaces black to pitchy brown; antenna black with basal segments brownish; legs black to pitchy brown; length 4.8 - 6.8 mm **quadripustulata**

Callisina fasciata Baly (Fig. 5a)

Callisina fasciata Baly, 1860, J. Entomol. 1: 30, pl. 1, fig. 6 (Malacca, Borneo; BM); 1867, Trans. Entomol. Soc. Lond., ser. 3, 4(2): 153 (Malacca, Borneo).

DISTRIBUTION: Thailand, Malaya, Borneo.

MATERIAL EXAMINED. THAILAND: Kao Chong, nr. Trung, 1 ex., 26. vi. 1965, K. Morimoto (KU).

Callisina quadripustulata Baly (Fig. 5b)

Callisina quadripustulata Baly, 1864, Descr. n. gen. & spec. Phytoph., 11 (Java; BM); 1867, Trans. Entomol. Soc. Lond., ser. 3, 4(2): 154 (Java). Lefèvre, 1893, Ann. Soc. Entomol. Fr., 1893: 121 (Cochinchina).

Callisina mouhoti Baly, 1864, Descr. n. gen. & spec. Phytoph., 11 (Cambodia; BM); 1881,

Trans. Entomol. Soc. Lond., 1881: 503 (Siam). Lefèvre, 1893, Ann. Soc. Entomol. Fr. 1893 : 121 (Cochinchina). **New synonymy.**

Callisina Zaosensis Pic, 1928, Mém. Exot. Entomol. 52: 28 (Laos ; PARIS). **New synonymy.**

DISTRIBUTION : Thailand, Laos, Cambodia, Vietnam, Java.

MATERIAL EXAMINED. THAILAND: Doi Suthep, 1000 m, Chiang Mai Prov., 1 ex., 12. vi. 1965, 1 ex., 18. vi. 1965, Y. Miyatake; Khao Yai Nat. Park, 3 exs., 5. vi. 1965, K. Morimoto, 1 ex., 6. vi. 1965, Y. Miyatake (KU). CAMBODIA: Damrey Phong, 1 ex., 14-16. iv. 1961, N. R. Spencer (BISHOP). LAOS: Sayaboury Prov., Sayaboury, 1 ex., 5. v. 1966, Native collr; Wapikhamthong Prov., Khong Sedone, 1 ex., 16. v. 1965, Native collr (BISHOP); Umgeb. Vientiane, 1 ex., iii-vi. 1963 (MUNCHEN). VIETNAM: Kontum, N of Pleiku, 550 m, 1 ex., 13. v. 1960, L. W. Quate (BISHOP).

Callisina trigibbosa Pic

Callisina trigibbosa Pic, 1928, Mém. Exot. Entomol. 52: 28 (Indo-China : Chapa ; PARIS).

DISTRIBUTION : Vietnam.

No additional material.

Genus *Pagria* Lefèvre

Colposcelis Dejean, 1835, Cat. Coleopt. ed. 2: 408 (nec Dejean, 1834, *ibid.* ed. 2: 185, Tenebrionidae, Col.) ; 1837, *ibid.* ed. 3: 432. —Chevrolat, 1849, in d'Orbigny, Dict. Univ. d'Hist. Nat., 13 (type: *Colaspis viridiaenea* Gyllenhal). —Monrós & Bechyné, 1956, Entomol. Arb. Mus. Frey 7(3): 1126. —Gressitt & Kimoto, 1961, Pac. Insects Monogr. 1A: 232. Kimoto, 1964, J. Fac. Agr. Kyushu Univ. 13(2): 242. —Selman, 1965, Bull. Brit. Mus. (Nat. Hist.), Entomol. 16(3): 147.

Pagria Lef., 1884, Bull. Soc. Entomol. Fr. ser. 6, 4: 67 (***P. suturalis*** Lef.; Africa; first species listed) ; 1885, Mém. Soc. Sci. Liège, ser. 2, 11: 62. —Jacoby, 1908, Faun. India, Coleopt. 2: 356 (type designated as *suturalis*). —Chen, 1935, Sinensia 6 (3): 324; 1940, *ibid.* 11(5-6): 488. Chûjô, 1956, Philip. J. Sci. 85(1): 56. —Aslam, 1968, J. Nat. Hist. 2: 128.

Aphthonesthis Weise, 1895, D. Entomol. Z. 1895: 329 (type : ***Aphthonesthis concinna*** Weise ; W. Africa).

KEY TO SPECIES OF *Pagria*

- Pronotum nearly 1 3/4 times as wide as long, head with vertex impressed with large punctures and their interstices much narrower than their diameters; coloration very variable; length 1.9-2.4 mm **signata**
- Pronotum nearly 1 1/2 times as wide as long, head with vertex impressed with distinct punctures and their interstices much wider than their diameters; general color reddish brown, with top of vertex, a pair of median markings of pronotum, and basal and postmedian markings of elytron black; length 2.5-2.7 mm **sexmaculata**



Fig. 5. a, *Callisina fasciata* Baly ; b, *G. quadripustulata* Baly ; c, *Pagria sexmaculata* Kimoto & Gressitt, n. sp.

***Pagria sexmaculata* Kimoto & Gressitt, n. sp. (Fig. 5c)**

Body oval; general color reddish brown, head with top of vertex pitchy black; pronotum with a pair of median markings and entire margins pitchy black; scutellum entirely pitchy black; elytron with basal, postmedian and lateromedian markings together with sutural margin pitchy black; antenna mostly dark reddish brown; ventral surface of prothorax mostly pitchy black; legs with apical and basal portions of femora pitchy black.

Head with wide sulcus above eye, surface somewhat rugose, strongly and very closely punctate, and interstices of punctures much narrower than their diameters; vertex with a short shallow longitudinal furrow at middle. Antenna slender, nearly $\frac{2}{3}$ as long as body length; first segment robust, somewhat club-shaped; second nearly $\frac{3}{5}$ as long as first, robust; third as long as second, but much slenderer; fourth nearly $1\frac{1}{3}$ times as long as third, slender; fifth nearly $\frac{3}{4}$ as long as fourth; sixth subequal to fifth in length and shape; seventh nearly $1\frac{1}{4}$ times as long as sixth; eighth and ninth subequal to seventh in length and shape; tenth slightly shorter than ninth; eleventh nearly $1\frac{1}{4}$ times as long as tenth and its apex pointed. Pronotum transverse, nearly $1\frac{1}{2}$ times as wide as long; side rounded, widest slightly behind middle and strongly narrowed anteriorly and less strongly so posteriorly; anterior and posterior corners somewhat thickened and each with a setigerous puncture; anterior margin slightly rounded anteriorly and posterior margin rounded posteriorly and slightly produced at middle; anterior sulcus distinct on lateral portion and shallower at middle and impressed by a row of distinct punctures; dorsal surface closely and distinctly punctate and their interstices smooth, shining, and convex especially at side; proepimeron closely and dis-

tinctly punctate on basal portion; metasternum sparsely impressed by small punctures. Scutellum subtrigonal, with apex rounded; surface convex, smooth, shining, impunctate. Elytron rounded at side, widest slightly behind humerus and gradually narrowed posteriorly and apex rounded; subbasal area slightly convex, subbasal transverse furrow obsolete; punctures regularly arranged in longitudinal rows, and punctures larger and deeper on basal area and much finer and shallower on apical area, and their interstices sparsely impressed with minute punctures; humerus distinctly raised, and with a short costa starting from humerus. Each femur with a minute tooth beneath.

Length 2.5-2.7 mm.

HOLOTYPE (BISHOP), THAILAND: Chiangmai Prov., Doi Suthep, 1-5. iv. 1958, T. C. Maa. Paratopotypes: 2 exs., same data as the holotype (BISHOP, KIMOTO).

This new species somewhat resembles *Pagria signata* (Motschulsky), but differs in having the head more closely and somewhat rugosely punctate.

Pagria signata (Motschulsky)

Metachroma signata Motsch., 1858, Etud. Entomol. 7: 110 (Burma).

Nodostoma consimile Baly, 1874, Trans. Entomol. Soc. Lond., 1874: 168 (Japan; BM). —Jacoby, 1908, Fauna India, Coleopt. 2: 356 (= *signata*).

Nodostoma flavopustulatum Baly, 1874, Trans. Entomol. Soc. Lond., 1874: 169 (Japan; BM). —Chûjô & Kimoto, 1961, Pac. Insects 3(1): 143 (= *signata*).

Pagria signata: Jacoby, 1908, Fauna India, Coleopt. 2: 356, fig. 125 (India, Burma, Ceylon, China, Japan). —Chen, 1935, Sinensia 6(3): 325 (Siberia, China, Burma, S. India, Ceylon, Japan). —Chûjô, 1956, Philip. J. Sci. 85(1): 58 (Formosa). —Gressitt, 1955, Insects Micronesia 17(1): 12 (Guam).

Pagria flavopustulata: Jacoby, 1908, Fauna India, Coleopt. 2: 356 (India, Japan, Sumatra). —Chûjô, 1956, Philip. J. Sci. 85(1): 62 (Formosa).

Pagria flavopustulata ab. *bicolor* Weise, 1922, Philip. J. Sci. 21: 451 (Philippines).

Pagria ingibbosa Pic, 1929, Mém. Exot. Entomol. 53: 35 (Tonkin; PARIS). New synonymy.

Pagria signata var. *anceyi* Pic, 1929, Mém. Exot. Entomol. 53: 35 (Japan).

Pagria signata var. *rufithorax*, *innotata* Pic, 1929, Mém. Exot. Entomol. 53: 35 (Tonkin).

Pagria signata ab. *ussuriensis* Roubal, 1929, Boll. Soc. Entomol. Ital., 61 (5-6): 98 (Vladivostock).

Pagria signata grandis Chûjô, 1938, Arb. Morph. Taxon. Entomol. Berlin-Dahlem 1(5): 28 (Formosa).

Pagria annulicornis Pic, 1950, Échange 66: 4 (Indo-China; PARIS). New synonymy.

Pagria diversepunctata Pic, 1950, Diversites Entomol. 7: 3 (Tonkin; PARIS).

Colposcelis signata: Gressitt & Kimoto, 1961, Pac. Insects Mongor. 1A: 232 (China, Hainan). —Chûjô, 1961, Nature and Life in SE Asia, Osaka 1: 349 (Thailand: Doi Doa). —Kimoto, 1964, J. Fac. Agr. Kyushu Univ. 13(2): 242 (Japan, Ryukyu Is.).

DISTRIBUTION: India, Burma, Thailand, Laos, Vietnam, China, Siberia, Korea, Taiwan, Philippines, Indonesia, Japan, Ryukyus, Bonin Is., Guam.

Body short oval, convex, with dorsal surfaces glabrous; coloration variable; pronotum (a) yellowish or reddish brown, (b) entirely black; elytron (a) reddish or yellowish brown with subbasal area paler, sutural margin more or

less infuscate in many cases, lateral margin often entirely or partly infuscate, postbasal depression and posthumeral area frequently infuscate, (b) entirely piceous to black; antenna and legs yellowish brown, the former more or less infuscate at apical segments; length 1.8-2.4 mm.

MATERIAL EXAMINED. THAILAND: Maesa Water Fall, Chiang Mai Prov., 12 exs., 16. vi. 1965, K. Morimoto; Doi Suthep, 1000 m, Chiang Mai Prov., 3 exs., 10. vi. 1965, K. Morimoto; Tan Keo, Doi Suthep, 800 m, Chiangmai Prov., 1 ex., 10. vi. 1965, Y. Miyatake; Chiangmai, 1 ex., 9. vi. 1965, K. Morimoto, 1 ex., 17. vii. 1973, sweeping of paddy field, K. Yano; Chieng Dao, 13 exs., 15-16. vi. 1965, K. Morimoto & Y. Miyatake; Ban Tap Dua, Chieng Dao, 15. viii. 1973, sweeping of paddy field, K. Yano; Fang, 4 exs., 14. vi. 1965, K. Morimoto & Y. Miyatake; Khao Yai Nat. Park, 10 exs., 6. vi. 1965, K. Morimoto & Y. Miyatake; Khao Chong, nr. Trung, 5 exs., 24-27. vi. K. Morimoto; Kor Hong, 1 ex., 23. vi. 1965, K. Morimoto; Pew, Chanta Buri, 2 exs., 29. viii. 1973, S. Nakao (KU); Chiamgmai Prov., Chiang Dao, 5 exs., 15. vi. 1965, P. D. Ashlock; Chiangmai Prov., Doi Suthep, 900 m, 1 ex., 14. xi. 1957, J. L. Gressitt; Chiangmai Prov., Fang (Agr. Exp. Station), 600 m, 1 ex., 14. vi. 1965, P. D. Ashlock; Chiangmai Prov., Doi Pui, 1 ex., 2. iv. 1958, T. C. Maa; Chanthaburi Prov., Prew, 2 exs., 25-30. iv. 1958, T. C. Maa; Pakchong, 100 m, NE of Bangkok, 2 exs., 2-3. xii. 1957, J. L. Gressitt; Nakhon Nayok Prov., Khao Yai Nat. Park, 1 ex., 5. vi. 1965, P. D. Ashlock (BISHOP). LAOS: Ban Van Heue, 20 km E of Phou-kow-kuei, 2 exs., 1-15. v. 1965, J. A. Rondon; Dong Dok, 1 ex., 26. xi. 1965, Native collr (BISHOP). VIETNAM: Hoa-Binh, Tonkin, 5 exs., A. Cooman, 2 exs., J. Clermont (FREY); Dalat, 1500 m, 3 exs., 29. iv.-4. v. 1960, L. W. Quate; 18 km NW of Dalat, 1300 m, 1 ex., 4-5. v. 1960, L. W. Quate; 20 km S of Dalat, 1300 m, 1 ex., 12. ix. 1960, J. L. Gressitt; Fyan, 1200 m, 4 exs., 11. vii.-9. viii. 1961, N. R. Spencer; Blao (Balao), 500 m, 1 ex., 14-21. x. 1960, C. M. Yoshimoto; 7 km SE of Dilinh (Djiring), 990 m, 1 ex., 2. v. 1960, R. E. Leech (BISHOP)

Genus *Nodina* Motschulsky

Nodina Mots., 1853, Etud. Entomol. 7: 108 (first species listed: *Nodina pusilla* Motschulsky from India). -Chapuis, 1874, Genera Coleopt. 10: 262. -Lefèvre, 1885, Mém. Soc. Sci. Liege, ser. 2, 11: 61. Jacoby, 1908, Fauna India, Coleopt. 2: 292 (type designated as *N. pusilla* Mots.). -Chen, 1935, Sinensia 6 (3): 297; 1940, ibid. 11 (5-6): 488. -Chújò, 1956, Philip. J. Sci. 85(1): 10. -Gressitt & Kimoto, 1961, Pac. Insects Monogr. 1A:205. -Kimoto, 1964, J. Fac. Agr. Kyushu Univ. 13(2): 243.

KEY TO SPECIES OF *Nodina*

- 1 (0). Anterior margin of clypeus angularly notched or rather strongly produced on either side of apex and forming semicircular emargination 2
 Anterior margin of clypeus widely rounded or nearly straight 6
 2 (1). Proepimeron with surface impunctate, partly or entirely granulate 3
 Proepimeron with surface sparsely impressed by distinct punctures, and

- partly granulate on lateral and basal portion ; anterior margin of clypeus angularly notched; dorsum greenish aeneous, beneath black; legs and labrum reddish brown; antenna reddish brown with apical segments infusate ; length 1.6 mm **sphaerica**
- 3 (2). Body length shorter than 3.0 mm 4
 Body length longer; anterior margin of clypeus angularly notched ; general color bluish black, labrum reddish brown; antenna reddish brown with apical segments infusate, legs black with tarsi and apical part of tibiae reddish brown; length 3. 5-3.7 mm **major**
- 4 (3). Proepimeron finely granulate on entire surface..... 5
 Proepimeron granulate on basal part only; greenish aeneous, beneath black; legs and labrum reddish brown ; antenna yellowish brown with apical segments somewhat infusate ; length 1. 6-2. 2 mm **similis**
- 5 (4). Anterior margin of clypeus somewhat angularly notched; legs entirely reddish brown; dorsum generally greenish aeneous and beneath black, in some specimen dorsum bluish ;labrum reddish brown; antenna reddish brown with apical segments infusate ; length 1.4-2. 3 mm **pusilla**
 Anterior margin of clypeus strongly produced on either side of apex and forming semicircular emargination ; legs blackish with tarsi and apical part of tibiae brownish in various degrees, and in most pale colored specimen tibiae entirely brownish ; dorsum bluish black; labrum pitchy black to reddish brown ; length 1.4-2.9mm..... **coerulea**
- 6 (1). Anterior part of clypeus finely punctate and their interstices finely granulate and its anterior margin nearly straight; proepimeron with surface sparsely impressed by distinct punctures and partly granulate especially on basal portion 7
 Anterior part of clypeus distinctly punctate and their interstices smooth, and its anterior margin widely rounded..... 8
- 7 (6). Head finely granulate almost entire surface ; elytron without sharp ridge laterally in both sexes; dorsum greenish cupreous or bluish black; legs blackish with basal part of femora and apical part of tibiae and entire tarsi brownish; labrum pitchy black; antenna blackish with basal segments brownish ; length 2.1-2.5 mm **clypeata**
 Head somewhat granulate almost near anterior margin only, and interstices of punctures impressed by minute punctures; elytron with a sharp lateral ridge in female ; dorsum greenish cupreous or bluish black; legs reddish brown, but in some specimen blackish in various degrees; labrum reddish to pitchy brown ; antenna reddish to pitchy brown with apical segments much darker; length 1.9-2. 6 mm ... **punctostriolata**
- 8 (6). In female elytron with two lateral costae, of which inner one much longer than outer one ; dorsum metallic greenish aeneous; labrum and legs reddish brown, and antenna deep yellowish brown with apical segments piceous; length 2.0mm..... **thaiensis**
 In female elytron with three lateral costae, of which middle one commencing on humeral callus and interrupted at middle ; dorsum greenish cupreous, labrum and legs entirely reddish brown; antenna reddish brown with apical segments infusate ; length 1.6-1. 9 mm **minutissima**

Nodina clypeata Kimoto & Gressitt, n. sp. (Fig. 6a)

Ovate ; dorsum greenish cupreous or bluish black; legs blackish with basal portion of femora and apical part of tibiae and entire tarsi brownish; labrum pitchy black; antenna blackish with basal segments brownish.

Head with surface finely granulate, granulation somewhat obsolete on top of vertex, and distinctly and fairly closely punctate; vertex with a short shallow longitudinal furrow at middle ; anterior margin of clypeus widely rounded. Antenna robust, short, nearly half as long as body length; first segment robust, somewhat club-shaped, nearly twice as long as wide; second subequal to first in length but more slender; third and fourth fairly slender, and subequal in length and shape to each other but shorter than second; fifth to tenth strongly swollen, each about as broad as long, and somewhat flattened. Pronotum nearly 1 3/4 times as long as wide, disc evenly convex, smooth, and strongly and closely punctate and their interstices impressed by minute punctures. Scutellum smooth, shining, slightly broader than long, obtusely rounded behind, sparsely impressed by minute punctures. Elytron with side rounded, disc smooth, with distinct punctures in 11 rows, interspaces flat, smooth, shining, impressed by minute punctures. Proepimeron with surface sparsely impressed by distinct punctures and granulate on basal portion.

Length 2.1-2.5 mm.

HOLOTYPE (Type No. 2346, Kyushu Univ.), THAILAND: Chiang Mai Prov., Chiang Dao, 2. xi. 1970, S. Nakao. Paratopotype : 1 ex., same data as the holotype (KIMOTO). Paratypes : THAILAND: Chiang Mai Prov., Fang (Agr. Exp. Station), 600 m, 1 ex., 14. vi. 1965, P. D. Ashlock (BISHOP) ; Fang Spa, 16 exs., 21. xi. 1968, K. Hatta (EHIME) ; Fang, 1 ex., 14. vi. 1965, Y. Miyatake (KU) ; Chiang Mai, 5 exs., 3. xii. 1962 (BANGKHEN). LAOS: Sedone Prov., Pakse, 2 exs., 15. v. 1965, P. D. Ashlock, 2 exs., 31. v. 1965, Native collr; Paksong, 2 exs., 17. v. 1965, 2 exs., 18. v. 1965, P. D. Ashlock (BISHOP).

This new species somewhat resembles *N. sphaerica* Chen, but differs in having clypeus and vertex finely granulate, and from *N. punctostriolata*, clypeus and vertex more finely granulate.

Nodina coerulea Chen

Nodina coerulea Chen, 1940, Sinensia 11: 494 (Tonkin:Thyen-Quan; PARIS).

DISTRIBUTION : Thailand, Laos, Vietnam.

MATERIAL EXAMINED. THAILAND : Chiang Mai Prov., Fang (Agr. Expt. Station), 600 m, 1 ex., 14. vi. 1965, P. D. Ashlock (BISHOP) ; Fang, 1 ex., 14. vi. 1965, Y. Miyatake; Doi Pui, 1300 m, 11 exs., 17-18. vi. 1965, K. Morimoto & Y. Miyatake ; Doi Suthep, 100 m, 3 exs., 18. vi. 1965, K. Morimoto; Mae Klang Water Fall, nr. Chom Thong, 1 ex., 11. vi. 1965, Y. Miyatake; Kao Chong, nr. Trung, 1 ex., 26. vi. 1965, K. Morimoto; Kao Chong Park, 1 ex., 1. iii. 1965, K.




Fig. 6. a, *Nodina clypeata* Kimoto & Gressitt, n. sp.: b, *N. major* Kimoto & Gressitt, n. sp.; c, *Nodia minutissima* Kimoto & Gressitt, n. sp.

Yasumatsu (KU). LAOS: Vientiane Prov., Vientiane, 1 ex., 22. vii. 1965, Native collr; Savanakhet Prov., Savanakhet, 1 ex., 15. iv. 1967, Native collr (BISHOP). VIETNAM: Fyan, 1200 m, 11 exs., 11. viii.-9. viii. 1961, N. R. Spencer; Dalat, 1500 m, 1 ex., 26-27. ix. 1960, C. M. Yoshimoto, 3 exs., 28. iv.-4. v. 1960, L. W. Quate; Dalat, 1550 m, 2 exs., 11. ix. 1960, J. L. Gressitt; 20 km N of Pleiku, 650 m, 3 exs., 9. v. 1960, L. W. Quate; Karyu Dannar, 200 m, 1 ex., 13-28. ii. 1961, N. R. Spencer; Ban Me Thuot, 570 m, 1 ex., 11. v. 1960, R. E. Leech; Ban Me Thuot, 500 m, 1 ex., 16-18. v. 1960, L. W. Quate, 1 ex., 20-24. xii. 1960, C. M. Yoshimoto; Di Linh (Djiring), 1200 m, 1 ex., 22-28. iv. 1960, L. W. Quate; Ap. Hung-Lam, 21 km NW of Dilinh, 1100 m, 1 ex., 29. ix.-5. x. 1960, C. M. Yoshimoto; Dai Lanh, N. of Nha Trang, 1 ex., 30. xi.-5. xii. 1960, C. M. Yoshimoto; Blao (Balao), 500 m, 1 ex., 14-21. x. 1960, C. M. Yoshimoto (BISHOP).

Nodina major Kimoto & Gressitt, n. sp. (Fig. 6b)

Spherical; general color bluish black, labrum reddish brown; antenna reddish brown with apical segments infuscate; legs black with tarsi and apical part of tibiae reddish brown.

Head with surface strongly and closely punctate, and their interstices closely impressed by minute punctures, vertex with a short shallow longitudinal furrow at middle; anterior margin of clypeus angularly notched. Antenna robust, short, nearly half as long as body length; first segment robust, somewhat club-shaped, nearly twice as long as wide; second subequal to first in length but more slenderer; third and fourth fairly slender, and subequal in length and shape to each other but shorter than second; fifth to tenth

strongly swollen, each about as broad as long, and somewhat flattened. Pronotum nearly twice as long as wide, disc evenly convex, smooth, and strongly and closely punctate and their interstices impressed by minute punctures. Scutellum smooth, shining, nearly impunctate, slightly broader than long, obtusely rounded behind. Elytron with side rounded, disc smooth, with distinct punctures in 11 rows, interspaces flat, smooth, shining, impressed by minute punctures. Proepimeron with surface entirely granulate, impunctate.

Length 3.5-3.7 mm.

HOLOTYPE (Type No. 2347, Kyushu Univ.), THAILAND: Chiang Dao, 15. vi. 1965, K. Morimoto. Paratopotype : 1 ex., same data as the holotype (BISHOP).

This new species somewhat resembles *N. chinensis* Weise, in being the size larger, but differs in having the legs blackish with tarsi and apical part of tibiae reddish brown.

Nodina minutissima Kimoto & Gressitt, n. sp. (Fig. 6c)

Oblong oval ; dorsum greenish cupreous, labrum and legs entirely reddish brown; antenna reddish brown with apical segments infuscate.

Head with surface distinctly but not closely punctate, and their interstices smooth, shining ; vertex with a short shallow longitudinal furrow at middle; anterior margin of clypeus widely rounded. Antenna robust, short, nearly half as long as body length; first segment robust, somewhat club-shaped, nearly twice as long as wide; second subequal to first in length but more slenderer; third and fourth fairly slender, and subequal in length and shape to each other but shorter than second; fifth to tenth strongly swollen, each about as broad as long, and somewhat flattened. Pronotum nearly twice as long as wide, disc evenly convex, smooth, and strongly and closely punctate and their interstices impressed by minute punctures. Scutellum smooth, shining, slightly broader than long, obtusely rounded behind, nearly impunctate. Elytron with side rounded, disc smooth, with distinct punctures in 11 rows, interspaces smooth, shining, impressed by minute punctures; in female specimen elytron with three lateral costae, of which middle one commencing on humeral callus and interrupted at middle. Proepimeron with surface sparsely impressed by distinct punctures and granulate on basal portion.

Length 1.6-1.9 mm.

HOLOTYPE (BISHOP), VIETNAM: 10 km E of Ban Me Thuot, 570 m, 11. v. 1960, R. E. Leech. Paratopotype: 1 ex., same data as the holotype (KIMOTO). Paratypes : VIETNAM: 1 ex., same data as the holotype, but 7. v. 1960; Dok Song, 76km SW of Ban Me Thuot. 1 ex., 19.-21. v. 1960, L. W. Quate; 17 km S of Dilinh, 1300 m, 1 ex., 6-13. x. 1960, C. M. Yoshimoto; Ap Hung-Lam, 21 km NW of Dilinh, 110 m, 1 ex., 29. ix.-5. x. 1960, C. M. Yoshimoto (BISHOP).

This new species somewhat resembles *N. chalcosoma* Baly, in having three lateral costae in female, but differs in being body length shorter, and having

proepimeron sparsely impressed by distinct punctures, lateral ridges slightly lower and the anterior margin of clypeus widely rounded.

***Nodina punctostriolata* (Fairmaire)**

Lamprosoma punctostriolatum Fairm., 1888, Ann. Soc. Entomol. Belg. 32: 37 (China: Kiangsi).
Lamprosoma minutulum Fairm., 1888, *ibid.* (China: Kiangsi). -Gressitt & Kimoto, 1961, Pac. Insects Monogr. 1A: 212 (= *punctostriolata*).

Nodina chinensis Bryant, 1924, Ann. Mag. Nat. Hist. ser. 9, 14: 248 (China: Fukien; BM).
 -Gressitt & Kimoto, 1961, Pac. Insects Monogr. 1A: 212 (= *punctostriolata*).

Nodina punctostriolata: Chen, 1932, Bull. Soc. Entomol. Fr. 1932: 108 (Eumolpinae); 1935, Sinensia 6(3): 301 (China). --Gressitt & Kimoto, 1961, Pac. Insects Monogr. 1A: 212 (China, Hainan).

Nodina minutula: Chen, 1935, Sinensia 6(3): 301 (China).

Nodina fokienica Chen, 1935, Sinensia 6(3): 300 (new name for *chinensis* Bryant, nec Weise, 1922). Gressitt & Kimoto, 1961, Pac. Insects Monogr. 1A: 212 (= *punctostriolata*).

Nodina metallica Bryant, 1935, Ann. Mag. Nat. Hist. ser. 10, 20: 98 (new name for *chinensis* Bryant, nec Weise, 1922). Gressitt & Kimoto, 1961, Pac. Insects Monogr. 1A: 212 (= *punctostriolata*).

DISTRIBUTION : Thailand, Laos, Vietnam, Hainan, China.

MATERIAL EXAMINED. **THAILAND:** Chiangmai Prov., Chiangmai, 2 exs., 9. vi. 1965, P. D. Ashlock (BISHOP); Chiangmai, 1 ex., 3. xii. 1962 (BANGKHEN); Chiangmai, 1 ex., 12. vi. 1965, K. Morimoto; Botanical Garden, Chiangmai, 1 ex., 12. vi. 1965, Y. Miyatake; Maesa Water Fall, 2 exs., 16. vi. 1956, K. Morimoto; Khao Yai Nat. Park, 8 exs., 5-6. vi. 1965, K. Morimoto & Y. Miyatake; Muak Lek, 40 km SE of Sara Buri, 1 ex., 5. vi. 1965, Y. Miyatake (KU); Pak Chong, Korat Plateau, 1 ex., 14. iv. 1973, Y. Yoshiyasu (KIMOTO). **LAOS:** Dong Dok, 1 ex., 7. ix. 1965, Native collr; Muong Sing, NW of Luang Prabang, 650 m, 1 ex., 6-10. vi. 1960, S. Quate & L. W. Quate; Borikhane Prov., Pakkading, 1 ex., 9. ix. 1965, Native collr; Vientiane Prov., Vientiane, 1 ex., 28. vii. 1965, Native collr (BISHOP). **VIETNAM:** Ban Me Thuot, 500 m, 1 ex., 16-18. v. 1960, L. W. Quate; 10 km E of Ban Me Thuot, 570 m, 1 ex., 11. v. 1960, R. E. Leech; M'Drak, E of Ban Me Thuot, 4-600 m, 2 exs., 8-19. xii. 1960, C. M. Yoshimoto; Dak Song, 76 km SW of Ban Me Thuot, 3 exs., 19-21. v. 1960, S. Quate, L. W. Quate & R. E. Leech; Dilinh (Djiring), 1200 m, 2 exs., 22-28. iv. 1960, L. W. Quate; 17 km S of Dilinh, 1 ex., 6-13. x. 1960, C. M. Yoshimoto; 30 km NW of Dilinh, 1 ex., 27. iv. 1960, S. Quate & L. W. Quate; Ap Hung-Lam, 21 km NW of Dilinh, 1100 m, 2 exs., 29. ix.-5. x. 1960, C. M. Yoshimoto; 20 km N of Pleiku, 650 m, 2 exs., 9. v. 1960, L. W. Quate; Fyan, 900-1200 m, 2 exs., 11. vii. 9. viii. 1961, N. R. Spencer; Mt. Lang Bian, 1500-2000 m, 3 exs., 19. v.-8. vi. 1961, N. R. Spencer; Dalat, 1550 m, 3 exs., 11. ix. 1960, J. L. Gressitt; Dalat, 1500 m, 1 ex., 26-27. ix. 1960, C. M. Yoshimoto; 6 km S of Dalat, 1400-1500 m, 3 exs., 9. v.-7. vii. 1961, N. R. Spencer, 1 ex., 12. ix. 1960, J. L. Gressitt (BISHOP); Chapa, Tonkin, 3 exs. (FREY).

***Nodina pusilla* Motschulsky**

Nodina pusilla Motsch., 1858, Etud. Entomol. 7: 108 (India). —Lefèvre, 1889, Ann. Soc. Entomol. Fr. 1889: 290 (Annam: Qui-Nhon) ; 1893, *ibid.* 1893: 120 (Tonkin). —Jacoby, 1908, Fauna India, Coleopt. 2: 295 ("India").

DISTRIBUTION : India, Thailand, Vietnam.

We could not check the type of this species. We follow Lefèvre's identification at present. Our material closely resembles *Nodina parvula* Jacoby from Burma, but differs in having the anterior margin of clypeus somewhat angularly notched. In *parvula* Jacoby, the anterior margin of clypeus is widely rounded.

MATERIAL EXAMINED. THAILAND : Chiangmai Prov., Mae Klang, 340 m, 1 ex., 11. vi. 1965, P. D. Ashlock (BISHOP) ; Maesa Water Fall, 1 ex., 16. vi. 1965, K. Morimoto ; Doi Suthep, 1000 m, 1 ex., 10. vi. 1965, K. Morimoto, 5 exs., 18. vi. 1965, K. Morimoto & Y. Miyatake ; Tan Keo, Doi Suthep, 800 m, 2 exs., 10. v. 1965, Y. Miyatake ; Doi Pui, 1685 m, 32 exs., 17. vi. 1965, Y. Miyatake ; Chiangmai, 1 ex., 9. vi. 1965, K. Morimoto ; Mae Klang Water Fall, nr. Thorn Thong, 2 exs., 11. vi. 1965, Y. Miyatake ; Khao Yai Nat. Park, 10 exs., 5-6. vi. 1965, K. Morimoto & Y. Miyatake ; Kao Chong Park, 3 exs., 1. iii. 1965, K. Yasumatsu (KU) ; Fang, 1 ex., 22. xi. 1968, M. Sato ; Pak Chong, Korat Plateau, 1 ex., 14. iv. 1973, Y. Yoshiyasu ; Saraburi, 14 exs., 28. i. 1968, K. Baba (KIMOTO). VIETNAM: Ban Me Thuot, 2 exs., 16-18. v. 1960, S. Quate & L. W. Quate ; 10 km E of Ban Me Thuot, 1 ex., 7. v. 1960, 2 exs., 11. v. 1960, R. E. Leech ; Dak Song, 75 km SW of Ban Me Thuot, 870 m, 1 ex., no date, R. E. Leech ; Diling (Djiring), 900-1200 m, 3 exs., 22-28. iv. 1960, S. Quate & L. W. Quate, 1 ex., 27. ix.-14. x. 1960, C. M. Yoshimoto ; Ap Hung-Lam, 21 km NW of Dilinh, 1100 m, 3 exs., 29. ix.-5. x. 1960, C. M. Yoshimoto ; 20 km N of Pleiku, 1 ex., 650 m, 9. v. 1960, S. Quate ; Karyu Danar, 200 m, 1 ex., 13-28. ii. 1961, N. R. Spencer ; Dalat, 1500 m, 1 ex., 26-27. ix. 1960, C. M. Yoshimoto (BISHOP).

***Nodina rotundata* Motschulsky**

Nodina rotundata Motsch., 1858, Etud. Entomol. 7: 109 (India). —Lefèvre, 1889, Ann. Soc. Entomol. Fr. 1889: 291 (Annam: Hue). —Jacoby, 1908, Fauna India, Coleopt. 2: 299 (India).

DISTRIBUTION : India, Vietnam.

This species is not included in the key. We could not check the type of this species.

***Nodina similis* Kimoto & Gressitt, n. sp.**

Ovate ; greenish aeneous, beneath black; legs and labrum reddish brown ; antenna yellowish brown with apical segments somewhat infusate.

Head with surface strongly and closely punctate, and their interstices

smooth and shining, vertex with a short shallow longitudinal furrow at middle; anterior margin of clypeus angularly notched. Antenna robust, short, nearly half as long as body length; first segment robust, somewhat club-shaped, nearly twice as long as wide; second slightly shorter than first and more slender; third and fourth slender, and subequal in length and shape to each other and nearly $2/3$ as long as second; fifth to tenth strongly swollen, each about as broad as long, and somewhat flattened. Pronotum nearly twice as long as wide, disc evenly convex, smooth, and strongly and closely punctate and their interstices impressed by minute punctures. Scutellum smooth, shining, sparsely impressed by minute punctures, slightly broader than long, obtusely rounded behind. Elytron with side rounded, disc smooth, with distinct punctures in 11 rows, interstices flat, smooth, shining, impressed by minute punctures. Proepimeron with surface impunctate, granulate on basal part only.

Length 1.6-2.2 mm.

HOLOTYPE (Type No. 2348, Kyushu Univ.), THAILAND : Songkhla, S. Thailand, 22. vi. 1965, Y. Miyatake. Paratopotypes: 44 exs., same data as the holotype (KU, BISHOP, KIMOTO). Paratypes : 17 exs., same data as the holotype but 23. vi. 1965; 19 exs., same data as the holotype but K. Morimoto; Kao Chong, nr. Trung, 8 exs., 25-27. vi. 1965, K. Morimoto & Y. Miyatake (KU).

This new species resembles *N. pusilla* Motschulsky and *N. malayana* Bryant, but differs in having proepimeron granulate on basal part only.

***Nodina sphaerica* Chen**

Nodina sphaerica Chen, 1940, Sinensin 11 : 495 (Tonkin).

DISTRIBUTION : Vietnam.

We could not check the type of this species. This species was described as new species by a single specimen. The following specimen seems to belong the same series of material described by Chen.

MATERIAL EXAMINED. VIETNAM: Hoa-Binh, 1 ex., A. Cooman (PARIS).

Nodina thaiensis* Chûjô *New status

Nodina parvula thaiensis Chûjô, 1960, Nature and Life in South East Asia, Kyoto 1 : 349, fig. 4 (Thailand : Chiang Mai; CHUJO).

DISTRIBUTION: Thailand.

Chûjô (1961) described this species as a subspecies of *parvula* Jacoby, which was originally described from Burma and known to occur from Nepal also. However, ***thaiensis*** is distinctly separable from *parvula* in having elytron with two lateral costae in female. In *parvula*, elytron has no lateral costa in both sexes. We treat this species temporally as an independent species at present.

No additional material.

Genus *Basilepta* Baly

- Basilepta* Baly, 1860 (Apr.), J. Entomol. 1: 23 (type: *Basilepta longipes* Baly, from Borneo).
Chen, 1934, Sinensia 6 (3) : 320; 1940, *ibid.* 11 (5-6) : 488. —Chûjô, 1956, Philip. J. Sci. 85(1): 18. —Gressitt & Kimoto, 1961, Pac. Insects Monogr. 1A: 215. —Kimoto, 1964, J. Fac. Agr. Kyushu Univ. 13(2): 244.
- Nodostoma*** Motschulsky, 1860 (Decem.), Schrenck's Keisen Amurl. 2: 176 (first species listed: ***Nodostoma flavipes*** Motsch., Siberia). —Chapuis, 1874, Genera Coleopt. 10: 216. —Le-fkvre, 1885, Mém.Soc. Sci. Liege, ser. 2, 11: 57. Jacoby, 1908, Fauna India, Coleopt. 2: 301 (type designated as *fulvipes*).
- Mimoparascela* Pic, 1935, Mel. Exot. Entomol. 65: 1 (type : ***Mimoparascela viridis*** Pic, from Tonkin). **New synonymy.**
- Falsoiphimoides* Pic, 1935, Mel. Exot. Entomol. 65: 2 (type : *Falsoiphimoides bicoloripes* Pic, from Tonkin). **New synonymy.**

KEY TO SPECIES OF *Basilepta*

- | | | |
|--------|--|--------------------|
| 1 (0). | Pronotum nearly impunctate | 2 |
| | Pronotum distinctly punctate | 8 |
| 2 (1). | Clypeus and anterior portion of vertex impressed by distinct punctures | 3 |
| | Clypeus nearly impunctate or sparsely impressed by minute punctures, vertex nearly impunctate | 5 |
| 3 (2). | Prothorax widest almost at base, without distinct angulation slightly behind middle | 4 |
| | Prothorax widest slightly behind middle and distinctly angulate; general color reddish to yellowish brown, in dark colored specimen elytron with sutural and lateral margins blackish in various degrees and in most dark colored one elytron black with apical part brownish; length 3.5-4.5 mm | ikomai |
| 3 (3). | Prothorax nearly twice as wide as long, side obtusely angulate slightly before base, and abruptly converged anteriorly; coloration variable, general color reddish brown, elytron entirely black or reddish brown with or without longitudinal stripe blackish, legs reddish brown, in dark colored specimen blackish in various degrees ; length 4.5-5.5 mm | martini |
| | Prothorax nearly 1 1/3 times as wide as long, side rounded, widest slightly before base, and distinctly narrowed anteriorly; general color reddish brown, in dark colored specimen elytron piceous to black in various degrees ; length 3.0-3.8 mm | davidi |
| 5 (2). | Prothorax with lateral margin evenly rounded | 6 |
| | Prothorax widest slightly before base and forming subbasal angle | 7 |
| 6 (5). | Prothorax widest almost at middle and narrowed anteriorly and posteriorly; legs reddish brown with apical half of femora and basal portion of tibiae pitchy black; general color reddish brown, antenna pitchy with basal segments brownish; length 2.4-2.7 mm | spenceri |
| | Prothorax widest almost at 1/3 from base and strongly narrowed anteriorly and less strongly so posteriorly; general color reddish brown, antenna pitchy black with basal segments brownish; legs entirely reddish brown ; length 2.6-2.9 mm | korhogensis |

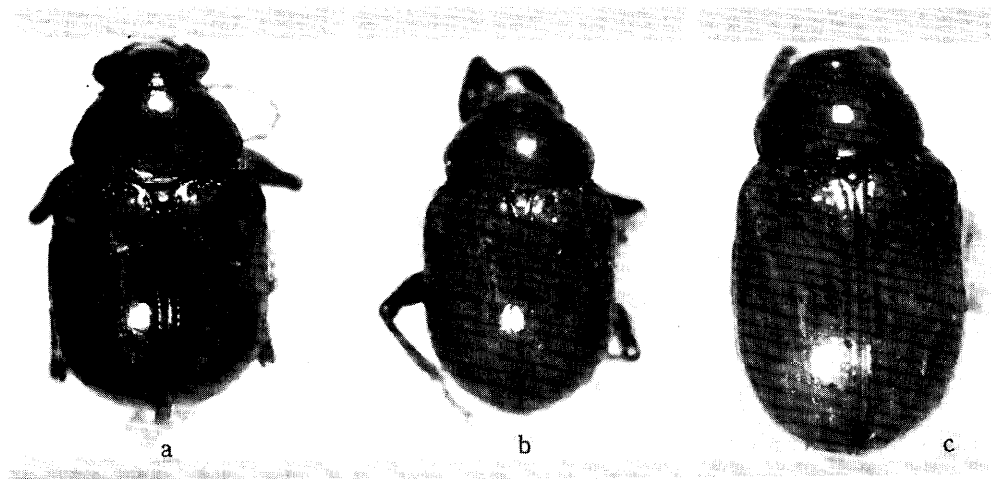


Fig. 7. a, *Basilepta ikomai* Chûjô; b, *B. spenceri* Kimoto & Gressitt, n. sp.; c, *B. korhogensis* Kimoto & Gressitt, n. sp.

- 7 (5). Pronotum with lateral margin widely collared at near basal angle and narrowly so anteriorly, and side abruptly covered anteriorly in almost straight line; entirely yellowish brown; length 2.6-2.7 mm **marginalis**
- Pronotum with lateral margin collared almost same width in entire margin, and side rounded, widest slightly before base and distinctly narrowed anteriorly; coloration variable: general color reddish brown, in most dark colored specimen almost entirely pitchy black; length 2.7-3.7 mm **beccharii**
- 8 (1). Pronotum without smooth callosities on central portion 9
- Pronotum with several conspicuous smooth callosities on central portion and sharply angulate at slightly behind middle; elytron with dense punctures but several swollen interstices; bronzy, antenna pitchy black with four basal segments reddish brown, legs in part rufous; length 5.2 mm **notabilis**
- 9 (8). Prothorax somewhat hexagonal, widest near middle, with angle fairly near middle of side or at least before $\frac{1}{3}$ from base*10
- Prothorax somewhat trapeziform, narrowed anteriorly, with lateral angle fairly near base, or evenly rounded 28
- 10 (9). Head with clypeus not distinctly raised; pronotum without any distinct ridge at side parallel to lateral margin 11
- Head with clypeus convex, distinctly raised; pronotum with a distinct ridge at side parallel to lateral margin; coloration variable: generally ochraceous to reddish or pitchy brown; length 3.2-4.0 mm **binhana**
- 11 (10). Elytron with distinct markings or with basal, lateral and sutural margins differently colored 12
- Elytron unicolor, without distinct marking or margins not differently colored 14
- 12 (11). Prothorax with lateral margin subarcuate; elytron long, nearly three times as long as wide, ground color of elytron brownish* 13
- Prothorax with sharp angle slightly behind middle; elytron not especial-

- ly long, nearly $2\frac{1}{3}$ times as long as wide; dark reddish brown, elytron black with a large median marking yellowish brown, antenna robust, especially on median segments, pitchy black with basal segments brownish, legs pitchy brown to black; length 3.8-4.8 mm miyatakei
- 13 (12). Pronotum sparsely impressed by minute punctures; elytron yellowish brown with basal, lateral and sutural margins pitchy black; yellowish to reddish brown, antenna brownish with apical segments blackish, legs mostly blackish; length 5.0 mm **longipennis**
- Pronotum distinctly and closely impressed with large punctures which are much larger than average elytral punctures and separated by less than their diameters; ground color reddish brown, elytron with basal and postmedian markings blackish, in most dark colored specimen basal half of sutural, interior half of basal and subbasal part of lateral margins and part of postbasal transverse impression together with a pair of markings of pronotum and ventral surfaces of thorax blackish; length 2.6-3.0 mm fyanensis
- 14 (11). Dorsum unicolor, entirely pale or dark reddish to yellowish brown 15
Dorsum not entirely brownish, at least partly blackish, bluish, violaceous or cupreous 21
- 15 (14). Pronotum much broader than long 16
Pronotum as long as wide, strongly and somewhat closely punctate; general color deep red, side and base of pronotum dark brown, antenna reddish brown with apical segments infusate, legs pitchy brown with basal portion of femora paler; length 3.5 mm **gracilis**
- 16 (15). Body length over 2.5 mm 17
Body length shorter; prothorax widest almost at middle and strongly narrowed anteriorly and posteriorly, surface distinctly and homogeneously impressed by large punctures which are much larger than average elytral punctures and separated by approximately their diameters; general color pitchy brown; length 1.8-1.9 mm minutissima
- 17 (16). Elytron without any distinct carina at side 18
Elytron with a distinct carina, starting from humerus and ending nearly middle of side; prothorax widest slightly behind middle and surface distinctly impressed with large punctures especially on lateral part; yellowish brown, with top of vertex infusate; length 3.7-4.0 mm maai
- 18 (17). Prothorax about $1\frac{1}{2}$ times as broad as long, surface distinctly punctate throughout 19
Prothorax nearly twice as broad as long and side not very obtusely angulate below middle, surface fairly strongly punctate in middle but obsolete at side and anterior collar very deeply set off; yellowish brown; length 3.0-4.0 mm **incerta**
- 19 (18). Pronotum impressed with distinct punctures which are smaller than or subequal to average elytral punctures and separated by more than their diameters 20
Pronotum distinctly and closely impressed by large punctures which are much larger than average elytral punctures and separated by less than their diameters; reddish brown, antenna pitchy black with basal segments brownish, ventral surfaces brownish with lateral portion of thorax in part blackish; legs blackish with middle of femora reddish brown; length 5.2 mm **bicoloripes**
- 20 (19). Body length larger, elytral puncture rows largely continuing behind basal $\frac{1}{3}$; pronotum strongly and fairly closely punctate; general color

- reddish brown, with basal margin pitchy black; legs piceous with basal half of femora and apical part of tibiae and entire tarsi paler; length 3.5 mm **melanopus**
- Body length smaller, elytral puncture rows largely obliterated behind basal 1/3; pronotum distinctly but closely punctate; yellowish brown; length 2.5-3.0 mm **congregata**
- 21 (14). Dorsum not entirely greenish, bluish or violaceous 22
 Dorsum entirely greenish, bluish or violaceous 21
- 22 (21). Prothorax with anterior sulcus not entire but distinct only on lateral portion 23
 Prothorax with anterior sulcus entire; general color cupreous with purple or greenish luster; antenna pitchy black with basal segments dark reddish brown; legs dark cupreous with tibiae and tarsi dark reddish brown; length 4.0 mm **chapaensis**
- 23 (22). Prothorax with sharp angle almost at middle; general color black; head, prothorax and scutellum reddish brown; antenna pitchy black with basal segments brownish; legs shining black with most of median portion of femora reddish brown; length 5.0 mm **semirufa**
 Prothorax with sharp angle slightly behind middle; prothorax blackish with anterior margin slightly pitchy; head pitchy black with middle of vertex brownish, elytron reddish brown, antenna pitchy black with basal segments brownish, legs and ventral surfaces of thorax pitchy black and abdomen dark reddish brown; length 3.4 mm **morimotoi**
- 24 (21). Pronotum without a pair of oblique impressions laterally 25
 Pronotum with a pair of oblique impressions laterally, and its surface finely granulate; elytron with a short but sharply raised humeral ridge; general color greenish; antenna pitchy black with basal segments more brownish; length 5.4 mm **viridis**
- 25 (24). Prothorax with obtuse angle near at middle of side 26
 Prothorax with sharp angle slightly behind middle of side; bluish black with elytron violaceous blue; length 4.0 mm **livida**
- 26 (25). Elytron with one or more distinct carinae or ridges at side 27
 Elytron without ridge at side; antenna blackish with basal segments somewhat brownish; legs entirely violaceous blue; general color violaceous blue; length 5.0-6.0 mm **leechi**
- 27 (26). General color violaceous blue, elytron with two carinae and a tubercle laterally; length 5.5-6.0 mm **lameyi**
 General color bluish black, pronotum greenish blue, elytron violaceous blue with humerus greenish; elytron with a distinct carina laterally; length 5.0 mm **bicoloripennis**
- 28 (9). Head finely or distinctly punctate and interstices of punctures smooth, not granulate 29
 Head coarsely and strongly punctate and interstices of punctures finely granulate; pronotum distinctly and rather closely punctate, and with collar deeply set off by a row of punctures; prothorax with side distinctly angulate near base, but in some specimen obtuse or rounded; metallic green, violaceous, bluish or blackish; legs reddish brown with tarsi and part of tibiae blackish, but in dark colored specimen entirely blackish; length 4.1-6.3 mm **tricolor**
- 29 (28). Prothorax rounded at side, not forming angle 30
 Prothorax forming an angle posterolaterally, which is obtuse or sharp 37
- 30 (29). Body length smaller than 2.7 mm 31




Fig. 8. a, *Basilepta marginalis* Kimoto & Gressitt, n. sp.; b, *B. miyatakei* Kimnto & Gressitt, n. sp.; c, *B. fyanensis* Kirnoto & Gressitt, n. sp.

- Body length larger than 5.0mm..... 32
- 31 (30). Pronotum with anterior sulcus distinct on lateral portion and shallower at middle and impressed by a row of distinct punctures; antenna robust, in preapical segments nearly twice as long as wide; dorsal surfaces greenish blue; ventral surfaces black; antenna pitchy black with basal segments brownish; legs entirely pitchy black; length 2.7 mm **viridicyanea**
- Pronotum with anterior sulcus distinct only on lateral portion and interrupted at middle; antenna slender, in preapical segments nearly three times as long as wide; head, thorax and sutural and lateral margins of elytron metallic green, disc of elytron reddish brown to deep red; antenna and legs yellowish to reddish brown; ventral surfaces metallic green; pronotum distinctly but not closely punctate; transverse depression behind subbasal area of elytron obsolete impressed; length 2.3-2.5mm..... **varicolor**
- 32 (30). Elytron unicolor, without distinct marking 33
- Elytron yellowish brown with large basal and smaller subapical markings blackish, general color yellowish brown, with head and ventral surfaces of thorax largely blackish, pronotum sparsely impressed with minute punctures; length 5.0 mm **quadrifasciata**
- 33 (32). Elytron without ridge at side, dorsum not entirely violaceous blue 34
- Elytron with weak ridge at side, partly rough behind at middle; antenna fulvo-testaceous with five apical segments fuscous; general color obscure cyaneous; length 5.0-5.5 mm **fabrei**
- 34 133). Dorsum reddish cupreous, with greenish luster especially on lateral part 35
- Prothorax reddish brown, elytron bluish or blackish 36
- 35 (34). Pronotum sparsely impressed by distinct punctures on middle and more closely so laterally; ventral surfaces reddish brown with greenish luster on thorax; legs reddish brown; length 5.0 mm **speciosa**
- Pronotum closely impressed with distinct punctures and more closely so laterally, interstices of punctures nearly as wide as diameters of punctures; ventral surfaces dark reddish brown with thorax dark to

- blackish brown; legs reddish brown; length 4.6-6.7 mm*..... **rondoni**
- 36 (34). Elytron black ; head and thorax reddish brown ; general color black ; pronotum sparsely impressed by distinct punctures ; length 7.0 mm ... **latipennis**
 Elytron greenish blue ; head and thorax reddish brown; general color black ; pronotum sparsely impressed with distinct punctures ; length 5.0-5.3 mm **jeanvoinei**
- 37 (29). Subbasal angle of prothorax blunt 38
 Subbasal angle of prothorax sharp; elytron with a sharply raised ridge, running parallel with lateral margin to about middle; general color fulvus or piceous, elytron metallic green or blue, in most pale colored specimen dorsum entirely fulvus and in most dark colored one dorsum entirely bluish ; length 3.0-3.7 mm **subcostata**
- 38 (37). Metasternum distinctly and rather closely punctate..... 39
 Metasternum nearly impunctate 40
- 39 (38). Lateral margin of prothorax abruptly converging anteriorly in almost straight line; pronotal punctures smaller than average elytral punctures and finely and more closely impressed on lateral part and more sparsely and finely so on median and anterior parts, and those separated by more than diameters even in lateral part; coloration variable : reddish, brownish, bluish, greenish, violaceous or blackish ; length 3.2-4.5 mm **frontalis**
 Lateral margin of prothorax less abruptly and rather convexly converging anteriorly; pronotal punctures larger than, or subequal to average elytral punctures, and distinctly and almost homogeneously impressed, except for anterior part, and those separated by approximately, or less than their diameters; coloration variable : reddish, brownish, greenish, violaceous, bluish or blackish ; length 3.7-4.3 mm **puncticoliis**
- 40 (38). Pronotal punctures finely and not so closely impressed, and much smaller than average elytral punctures; prothorax with lateral margin widely collared apically, and width of collar subequal to width of apical segments of antenna; yellowish brown, in some specimen, postscutellar part of sutural margin and lateral margin of elytron blackish, and in most dark colored specimen almost entirely pitchy black; length 2.9-3.8 mm **chiangmaiensis**
 Pronotal punctures distinctly and closely impressed, and larger than, or subequal to average elytral punctures ; prothorax with lateral margin widely collared apically, and width of collar much wider than the width of apical segments of antenna; dark yellowish brown, pronotum with a pair of large median markings pitchy black, elytron with basal, laterobasal, postmedian and lateromedian markings pitchy black; ventral surfaces mostly pitchy black and apical segments of abdomen partly brownish ; legs with apex of femora and base of tibiae blackish; length 4.5-4.8 mm **multimaculata**

Basilepta bicolor (Lefèvre) New combination

Nodostoma bicolor Lef., 1893, Ann. Soc. Entomol. Fr. 62: 118 (Tonkin; Lang-Son).
Nodostoma bicolor var. **submarginatum** Pic, 1930, Mém. Exot. Entomol. 56: 7 (Tonkin).

DISTRIBUTION : Vietnam .

We could not trace the type location of this species. This species is not included in the key.

Basilepta beccarii (Jacoby) (Fig. 2a)

Nodostoma beccarii Jac., 1884, Ann. Mus. Civ. Genova 20: 214 (Java). —Lefèvre, 1889, Ann. Soc. Entomol. Fr., ser. 6, 9: 233 (Saigon) ; 1833, *ibid.* 1893: 118 (Tonkin).

Basilepta beccarii : Chen, 1935, Sinensia F(3): 337 (Tonkin, Java, Sinagar).

DISTRIBUTION : Thailand, Laos, Vietnam, Java.

MATERIAL EXAMINED. THAILAND : Uthaithani, 2 exs., 13. iv. 1963 (BANGK-HEN) ; Chiangmai Prov., Chiangmai (Arboretum), 300 m, 1 ex., 12. vi. 1965, P. D. Ashlock ; Chiangmai, 1 ex., 9. vi. 1965, P. D. Ashlock ; Trang Prov., Khaophapha, Kaochang, 200-400 m, 1 ex., 11. i. 1964, G. A. Samuelson (BISHOP) ; Chieng Dao, 1 ex., 15. vi. 1965, K. Morimoto ; Chiangmai, 1 ex., 12. vi. 1965, K. Morimoto ; Botanical Garden, Chiangmai, 1 ex., 12. vi. 1965, Y. Miyatake ; Khao Yai Nat. Park, 2 exs., 6. vi. 1965, K. Morimoto & Y. Miyatake ; Khao Chong, nr. Trang, 1 ex., 27. vi. 1965, Y. Miyatake (KU). LAOS: Ban Van Heue, 20 km E of Phou-kow-kuei, 1 ex., 1-15. v. 1965, J. A. Rondon (BISHOP). VIETNAM: Ban Me Thuot, 500 m, 2 exs., 16-18. v. 1960, L. W. Quate ; 7 km SE of Dilinh (Djiring), 990 m, 3 exs., 2. v. 1960, R. E. Leech ; Fyan, 900-1000 m, 1 ex., 11. vii. -9. viii. 1961, N. R. Spencer ; 25 km SE of Pleiku, 400 m, 1 ex., 12. v. 1960, L. W. Quate ; Mt. Lang Bian, 1500 m-2000 m, 1 ex., 19. v. -8. vi. 1961, N. R. Spencer (BISHOP) ; Hoa-Binh, Tonkin, 2 exs., A. Cooman (FREY).




Fig. 9. a, *Basilepta minutissima* Kimoto & Gressitt, n. sp.; b, *B. maai* Kimoto & Gressitt, n. sp.; c, *B. bicoloripes* (Pic), holotype.

Basilepta bicoloripennis (Pic) New combination

Nodostoma bicoloripenne Pic, 1930, Mém. Exot. Entomol. 56: 7 (Tonkin; PARIS).

DISTRIBUTION : Vietnam.

No additional material. This species might be proved as an infraspecific variation of *B. lameyi* (Lefèvre) in future.

***Basilepta bicoloripes* (Pic) New combination** (Fig. 9c)

Falsoiphimoides bicoloripes Pic, 1935, Mém. Exot. Entomol. 65 : 2 (Tonkin; PARIS).

DISTRIBUTION : Vietnam.

No additional material.

***Basilepta binhana* (Pic) New combination**

Nodostoma binhanum Pic, 1930, Mém. Exot. Entomol. 56: 8 (Tonkin: Hoa-Binh; PARIS).

Basilepta distinctum Chen, 1935, Sinensia 6(3): 314 (Tonkin; PARIS). -Gressitt & Kimoto, 1961, Pac. Insects Monogr. 1A:220 (Tonkin, Hainan, S. China). **New synonymy.**

DISTRIBUTION : S. China, Hainan, Vietnam.

MATERIAL EXAMINED. VIETNAM: Hoa-Binh, 5 exs., A. Cooman (FREY) ; 9 km S of Dilinh (Djiring), 1 ex., 24. iv. 1960, R. E. Leech; 31 km S of Dilinh (Djiring), 1050 m, 1 ex., 29. iv. 1960, on grass near bamboo, R. E. Leech (BISHOP).

***Basilepta chapaensis* (Pic) New combination**

Nodostoma ckapaense Pic, 1930, Mém. Exot. Entomol. 56: 6 (Tonkin:Chapa; PARIS).

DISTRIBUTION: Vietnam.

No additional material.

***Basilepta Chiangmaiensis* Kimoto & Gressitt, n. sp.** (Fig. 13a)

Body oblong oval; general color yellowish brown, in some specimen post-scutellar part of sutural margin and lateral margin of elytron blackish, and in most dark colored specimen almost entirely pitchy black.

Head distinctly and rather closely punctate, vertex with a short longitudinal furrow at middle. Antenna filiform, nearly 2/3 as long as body length; first segment robust, somewhat club-shaped; second shortest, robust, nearly half as long as first; third slenderer, nearly 1 1/3 times as long as second; fourth 1 1/2 times as long as third; fifth slightly longer than fourth; sixth and seventh subequal to fifth in length and shape; eighth slightly shorter than seventh; ninth and tenth subequal to eighth in length and shape; eleventh slightly longer than tenth and its apex pointed. Pronotum transverse, about 1 1/2 times as wide as long, widest slightly before base, strongly narrowed anteriorly and subbasal angle rather blunt; anterior angle somewhat denticulate and with a setigerous puncture, and basal angle slightly tuberculate and with a setigerous puncture; anterior margin distinctly rounded anteriorly, and posterior margin widely rounded posteriorly, lateral margin widely colored apically, and width of collar subequal to width of apical segments of antenna; dorsal surface finely and not so closely punctate and diameter of punctures much smaller than average elytral punctures, anterior sulcus entire and impressed with a row of distinct punctures; preopimeron wrinkled, im-

punctate; mesosternum nearly impunctate, sparsely covered with fine pubescence. Elytron subparallel-sided with apex rounded; subbasal area slightly convex and separated from behind by a distinct transverse furrow; punctures regularly arranged in longitudinal rows and these punctures generally larger and deeper and even distinct on apical portion.

Length 2.9-3.8 mm.

HOLOTYPE (Type No. 2349, Kyushu Univ.), THAILAND: Doi Pui, 1300 m, Chiang Mai Prov., 8. vi. 1965, Y. Miyatake. Paratopotypes: 7 exs., same data as the holotype (KU, BISHOP, KIMOTO). Paratypes: THAILAND: 7 exs., same data as the holotype but 17. vi. 1965, Doi Suthep, 1000 m, Chiang Mai Prov., 1 ex., 8. vi. 1965, K. Morimoto, 1 ex., same data, Y. Miyatake, 1 ex., 10. vi. 1965, K. Morimoto, 2 exs., 18. vi. 1965, K. Morimoto, 1 ex., same data, Y. Miyatake (KU); Mae Sa, Chiang Mai Prov., 1 ex., 16. vi. 1965, P. D. Ashlock (BISHOP); LAOS: Ban Van Heue, 20 km E of Phou-Kow-Kuei, 1 ex., 1-15. v. 1965, J. A. Rondon (BISHOP); VIETNAM: Fyan, 1200 m, 2 exs., 11. vii. -1. viii. 1961, N. R. Spencer; Mt. Lang Bian, 1500-2000 m, 6 exs., 19. v. -8. vi. 1961, N. R. Spencer; Dilinh (Djiring), 1200 m, 3 exs., 22-28. iv. 1960, S. Quate & L. W. Quate; 20 km N of Pleiku, 600 m, 1 ex., 9. 1960, S. Quate; Dai Lanh, N of Nha Trang, 1 ex., 30. xi. -5. xii. 1960, C. M. Yoshimoto; Dalat, 1500 m, 2 exs., 28. iv. -4. v. 1960, S. Quate; Blao (Balao), 500 m, 1 ex., 14-21. v. 1960, C. M. Yoshimoto (BISHOP).

DISTRIBUTION: Thailand, Laos, Vietnam.

This new species somewhat resembles *Basilepta yimnae* Gressitt & Kimoto, from S. China, but differs in being body length shorter, and having the anterior margin of prothorax more strongly rounded anteriorly.

***Basilepta congregata* (Jacoby) (Fig. 10a)**

Nodostoma congregatum Jac., 1908, Fauna India, Coleopt. 2: 329 (India: Travancore; BM).

Basilepta congregatum: Gressitt & Kimoto, 1961, Pac. Insects Monogr. 1A: 219 (Hainan).

DISTRIBUTION: India, Thailand, Laos, Vietnam, Hainan.

Considering about the variation of this species, especially on the degrees of the lateral angulation of pronotum and pronotal punctures, it would be possible that *Basilepta incertum* Pic (= *pallicorne* Chen) might be a synonymy of this species.

MATERIAL EXAMINED. THAILAND: Nakhon Nayok Prov., Khao Yai Nat. Park, 2 exs., 5. vi. 1965, P. D. Ashlock; Chiangmai Prov., Fang, 500 m, 1 ex., 13. vi. 1965, P. D. Ashlock; Tang Keo, 1 ex., 10. vi. 1965, P. D. Ashlock; Doi Suthep, 1000 m, 1 ex., 12. vi. 1965, P. D. Ashlock (BISHOP); Doi Suthep, 1000 m, 8 exs., 12. vi. 1965, 31 exs., 17-19. vi. 1965, K. Morimoto & Y. Miyatake; Fang, 1 ex., 14. vi. 1965, K. Morimoto, 1 ex., 20. viii. 1973, K. Yano; Chieng Dao, 4 exs., 15. vi. 1965, K. Morimoto & Y. Miyatake; Khao Yai Nat. Park, 15 exs., 5-6. vi. 1965, K. Morimoto & Y. Miyatake; Pak Chong, Korat Plateau, 1 ex., 14. iv.

1973, Y. Yoshiyasu (KU). LAOS: Ban Van Heue, 20 km E of Phou-kow-kuei, 1 ex., 1-15. v. 1965, J. A. Rondon; Borikhane Prov., Paksane, 1 ex., 8. xii. 1965, Native collr (BISHOP). VIETNAM: Dilinh (Djiring), 1200 m, 3 exs., 22-28. iv. 1960, S. Quate & L. W. Quate; Ap. Hung-Lam, 21 km NW of Dilinh, 1100 m, 1 ex., 29. ix. - 5. x. 1960, C. M. Yoshimoto; Dalat, 1500 m, 4 exs., 29. iv. -4. v. 1960, L. W. Quate; 15 km NW of Dalat, 1850 m, 5. v. 1960, L. W. Quate; Mt. Lang Bian, 1500-2000 m, 4 exs., 19. v. -8. vi. 1961, N. R. Spencer; Blao (Balao), 500 m, 1 ex., 14-21. x. 1960, C. M. Yoshimoto; Dak Song, 76 km SW of Ban Me Thuot, 870 m, 1 ex., no date, R. E. Leech (BISHOP).

Basilepta davidi (Lefèvre)

- Nodostoma davidi** Lef., 1877, Ann. Soc. Entomol. Fr. ser. 5, 7: 157 (China; PARIS).
Nodostoma atriventre Pic, 1933, Mel. Exot. Entomol. 61: 7 (Tonkin; PARIS); 1934, *ibid.* 64: 7 (Tonkin). **New synonymy.**
Nodostoma atriventre var. **approximatum** Pic, 1933, Mel. Exot. Entomol. 61: 8 (China); 1934, *ibid.* 64: 7 (China).
Nodostoma okinawense Chûjô, 1935, Trans. Nat. Hist. Soc. Formosa 25: 77 (Ryukyu Is.; TARI); 1956, Philip. J. Sci. 85(1): 28 (=davidi).
Nodostoma insulanum Chûjô, 1935, Trans. Nat. Hist. Soc. Formosa 25: 204 (Ryukyu Is.; TARI); 1956, Philip. J. Sci. 85(1): 28 (=davidi).
Basilepta davidi: Chen, 1935, Sinensia 6 (3): 306 (China); 1940, *ibid.* 11 (5-6): 484 (host: *Populus*). -Chûjô, 1956, Philip. J. Sci. 85 (1): 28 (Formosa). -Gressitt & Kimoto, 1961, Pac. Insects Monogr. 1A: 219 (China, Hainan, Korea). -Kimoto, 1964, J. Fac. Agr. Kyushu Univ. 13(2): 245, 248 (Japan, Ryukyu Is.).
Basilepta atriventris approximata: Chen, 1940, Sinensia 11 (5-6): 502 (China).

DISTRIBUTION: Vietnam, Hainan, Taiwan, China, Ryukyus, Korea.

No additional material.

Basilepta fabrei (Lefèvre) **New combination**

- Nodostoma fabrei** Lef., 1887, Bull. Soc. Entomol. Fr., 1887: 175 (Hindustan; Rammand); 1893, Ann. Soc. Entomol. Fr. 1893: 118 (Tonkin). -Jacoby, 1908, Fauna India, Coleopt. 2: 308 (India, Burma).

DISTRIBUTION: India, Burma, Vietnam.

We could not trace the type location of this species. No additional material.

Basilepta frontalis (Baly) **New combination** (Fig. 12b)

- Nodostoma aeneipenne** Baly, 1867 (nec Motschulsky, 1860), Trans. Entomol. Soc. Lond., ser. 3, 4(2): 235 (Malacca; BM). -Jacoby, 1884, Notes Leyd. Mus. 6: 14 (Sumatra). -Lefèvre, 1889, Ann. Soc. Entomol. Fr., ser. 6, 9: 295 (Tonkin; Lien-Son); 1890, Nouv. Arch. Mus. Paris, ser. 3, 2: 193 (Siam); 1904, Miss. Pavie Indo-China, ser. 2, 3 (2001): 149 (Siam).
Nodostoma frontale Baly, 1867, Trans. Entomol. Soc. Lond., ser. 3, 4(2): 253 (Malacca; BM). -Lefèvre, 1893, Ann. Soc. Entomol. Fr. 1893: 118 (Tonkin).
Nodostoma apicipes Jacoby, 1892, Entomologist 25 (Suppl.): 87 (Sumatra, Burma; BM); 1908, Fauna India, Coleopt. 2: 331 (=aeneipenne).

Nodostoma haroldi Jacoby, 1908, Fauna India, Coleopt. 2: 331 (new name for *aeneipenne* Baly, nec Motschulsky, 1860, from Dauria). New **synonymy**.

Nodostoma occipitale Jacoby, 1908, Fauna India, Coleopt. 2: 335 (Burma: Tenasserim; BM).
New synonymy.

Basilepta haroldi: Gressitt & Kimoto, 1961, Pac. Insects Monogr. 1A: 224 (Hainan).

Basilepta occipitale: Chûjô, 1964, Nature and Life in SE Asia, Kyoto 3: 268 (Thailand :Na-born)

DISTRIBUTION : India, Burma, Thailand, Laos, Vietnam, Hainan, Malaya, Sumatra.

MATERIAL EXAMINED. **THAILAND:** Trang Prov., Khaophappa, Kaochang, 200-400 m, 2 exs., 9. i. 1964, 3 exs., 11. i. 1964, 1 ex., 13. i. 1964, G. A. Samuelson; Banna, Chawang, nr. Nabon, 1 ex., 4. ix. 1958, J. L. Gressitt; Chiang Mai Prov., Fang (Agr. Exp. Station), 600 m, 2 exs., 14. vi. 1965, P. D. Ashlock; Maesa, 1 ex., 16. vi. 1965, P. D. Ashlock (BISHOP); Fang, 7 exs., 13. vi. 1965, 26 exs., 14. vi. 1965, K. Morimoto, 2 exs., 14. vi. 1965, Y. Miyatake; Mae Sa Water Fall, nr. Chom Thong, 1 ex., 11. vi. 1965, 3 exs., 16. vi. 1965, K. Morimoto; Tankeo, Doi Suthep, 800 m, 1 ex., 10. vi. 1965, Y. Miyatake; Kao Yai Nat. Park, 2 exs., 6. vi. 1965, Y. Miyatake; Khao Chong nr. Trung, 8 exs., 25-26. vi. 1965, K. Morimoto & Y. Miyatake (KU). **LAOS:** Umgeb. Vientiane, 1 ex., iii-vi. 1963; Umgeb. Vanky, 2 exs., 1963; Umgeb. Paklay, 2 exs., 1963 (MUNCHEN); Ban Van Heue, 20 km E of Phou-kow-kuei, 2 exs., 1-15. v. 1965, J. A. Rondon, 4 exs., 15-31. v. 1965, Native collr; Attopeu Prov., Houei Kong, 1 ex., 31. v. 1965, Native collr; Borikhang Prov., Pakkading, 1 ex., 9. ix. 1965, Native collr (BISHOP). **VIETNAM:** Ban Me Thuot, 500 m, 2 exs., 16-18. v. 1960, S. Quate & L. W. Quate; 22 km S of Nha Trang, 3 exs., 20-26. xi. 1960, C. M. Yoshimoto; Kontum, N of Pieiku, 550 m, 1 ex., 13. v. 1960, L. W. Quate (BISHOP).

Basilepta fyanensis Kimoto & Gressitt, n. sp. (Fig. 8c)

Body oblong oval; ground color reddish brown, elytron with basal and postmedian markings blackish, in most dark colored specimen basal half of sutural, interior half of basal and subbasal part of lateral margins and part of postbasal transverse impression, together with a pair of markings of pronotum and entire ventral surfaces of thorax blackish; antenna pitchy black with three or four basal segments reddish brown but in most pale colored specimen entirely reddish brown; legs entirely reddish brown.

Head with surface smooth, strongly and closely punctate, clypeus with a pair of distinctly raised short longitudinal costae laterally. Antenna filiform, long, nearly 3/4 as long as body length; first segment robust, somewhat club-shaped; second nearly 3/5 as long as first, and nearly 2 1/2 times as long as wide; third nearly 1 1/3 times as long as second, and much slenderer; fourth 1 1/2 times as long as third; fifth to tenth subequal to fourth in length but gradually widened toward apical segments; eleventh nearly 1 1/3 times as

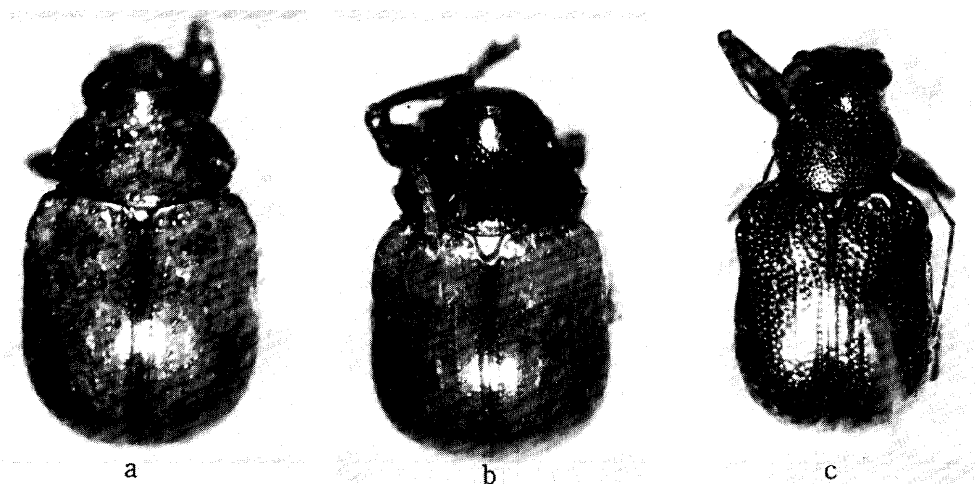


Fig. 10. a, *Basilepfa congrega a* (Jacoby); b, *B. morimotoi* Kimoto & Gressitt. n. sp.; c, *B. viridis* Pic, holotype.

long as tenth and its apex pointed. Pronotum transverse, nearly 1 1/2 times as long as wide, widest almost at middle, lateral margin subarcuate, not sharply produced laterally, and distinctly narrowed anteriorly and posteriorly; anterior margin distinctly rounded anteriorly and posterior margin rounded and slightly produced posteriorly, anterior corner somewhat denticulate and with a setigerous puncture and posterior corner slightly tuberculate and with a setigerous puncture; dorsal surface distinctly and closely impressed with large punctures which are much larger than average elytral punctures and separated by less than their diameters, interstices of punctures smooth, shining and anterior sulcus distinct on lateral portion and shallower at middle, and impressed by a row of distinct punctures; proepimeron nearly smooth, rather closely impressed by large punctures; metasternum very sparsely covered with fine hairs and minute punctures. Scutellum subtrigonal, with apex rounded; surface slightly convex, smooth, shining, nearly impunctate. Elytron relatively long, subparallel-sided with apex rounded; subbasal area distinctly raised and separated from behind by a deep transverse furrow; punctures regularly arranged in longitudinal rows, and these punctures stronger and deeper at subbasal transverse furrow and finer at subbasal and median portion and obsolescent at apical portion; humerus distinctly raised and with a short but distinct costa starting from humerus.

Length 2.6-3.0 mm.

HOLOTYPE (BISHOP), VIETNAM: Fyan, 900-1000 m, 11. vii. -9. viii. 1961, N. R. Spencer. Paratopotypes: 2 exs., same data as the holotype (BISHOP, KIMOTO). Paratypes: VIETNAM: Dalat, 1500 m, 2 exs., 29. iv. -4. v. 1960, L. W. Quate (BISHOP).

This new species somewhat resembles *Basilepta maai* Gressitt & Kimoto, but differs in being the body length shorter, and having the punctures of pronotum larger and closer.

***Basilepta gracilis* Chen**

Basilepta gracile Chen, 1935, Sinensia 6(3): 317, fig. 22 (Tonkin; PARIS). -Gressitt & Kimoto, 1961, Pac. Insects Monogr. 1A: 224 (Tonkin).

DISTRIBUTION : Vietnam.

No additional material.

***Basilepta ikomai* Chûjô (Fig. 7a)**

Basilepta ikomai Chûjô, 1961, Nature and Life in SE Asia, Kyoto 1: 347, fig. 2 (Thailand: Chieng Mai; CHUJO) ; **1964, *ibid.* 3 : 267** (Thailand : Chieng Mai).

Basilepta nigrofasciatum : Chûjô, 1961, Nature and Life in SE Asia, Kyoto 1: 348 (Thailand: Chieng Mai) ; **1964, *ibid.* 3: 268** (Thailand : Mae Fack).

DISTRIBUTION : Thailand, Cambodia, Laos.

MATERIAL EXAMINED. THAILAND: Nakorn-nayok, 1 ex., 14. v. 1963 (BANGKHEN) ; Tang Prov., Kahophappa, Kaochang, ZOO-400 m, 3 exs., 2-4. i. 1964, G. A. Samuelson ; Chiangmai Prov., Fang (Agr. Exp. Station), 600 m, 2 exs., 14. vi. 1965, P. D. Ashlock (BISHOP) ; Fang, 4 exs., 13-14. vi. 1965, K. Morimoto & Y. Miyatake; Doi Suthep, 1000 m, Chiang Mai Prov., 2 exs., 12. vi. 1965, K. Morimoto; Khao Yai Nat. Park, 4 exs., 6. vi. 1965, S. Asahina, K. Morimoto & Y. Miyatake; Khao Chong, nr. Trung, 9 exs., 25-27. vi. 1965, K. Morimoto & Y. Miyatake (KU). CAMBODIA: Bamrey Phong, 2 exs., 14-16. iv. 1961, N. R. Spencer (BISHOP). LAOS: Vientiane, 2 exs., 8-9. v. 1965, P. D. Ashlock; Muong Sing, NW of Luang Prabang, 650 m, 1 ex., 6-10. vi. 1960, L. W. Quate (BISHOP).

***Basilepta incerta* (Pic) New combination**

Patria incerta Pic, 1928, Mém. Exot. Entomol. 53: 33 (Tonkin; PARIS).

Basilepta pallicornis Chen, 1935, Sinensia 6(3): 312 (Tonkin: Lan-Son near Bao-Lac ; PARIS). -Gressitt & Kimoto, 1961, Pac. Insects Monogr. 1A: 228 (Tonkin, W. China). **New synonymy.**

DISTRIBUTION : Vietnam, W. China.

No additional material.

***Basilepta jeanvoinei* (Pic) New combination**

Nodostoma jeanvoinei Pic, 1928, Bull. Soc.Zool. Fr., 53 : 379 (Tonkin:Chapa; PARIS).

DISTRIBUTION : Vietnam.

No additional material.

Basilepta korhongensis Kimoto & Gressitt, n. sp. (Fig. 7c)

Body oblong oval. General color reddish brown, antenna pitchy black with three or four basal segments brownish; legs entirely reddish brown.

Head with surface smooth, shining, impunctate, clypeus with a pair of slightly raised short longitudinal costae laterally, vertex with a shallow longitudinal furrow at middle. Antenna robust, nearly $2/3$ as long as body length; first segment robust, somewhat club-shaped; second nearly $3/5$ as long as first; third slenderer, nearly as long as second in length; fourth $11/3$ times as long as third and gradually widened apically; fifth robust than fourth and nearly $1\ 1/4$ times as long as fourth; sixth slightly shorter than fifth and nearly half as wide as long; seventh to ninth subequal to sixth in length and shape; tenth slightly shorter than ninth; eleventh $1\ 1/2$ times as long as tenth and its apex pointed. Pronotum transverse, about $1\ 1/2$ times as wide as long, widest almost at middle, lateral margin evenly rounded and not forming a distinct angle, anterior angle with a setigerous puncture, and basal angle slightly tuberculate and with a setigerous puncture; anterior margin slightly rounded anteriorly and posterior margin widely rounded and slightly produced posteriorly at middle; dorsal surface smooth, shining, nearly impunctate, anterior sulcus distinct only on lateral portion and interrupted at middle; proepimeron smooth, shining, impunctate; metasternum nearly smooth, shining punctate. Scutellum subtrigonal, with apex rounded; surface slightly convex, smooth, shining, impunctate. Elytron subparallelsided with apex rounded; humerus strongly raised, subbasal area slightly raised but not separated from behind by distinct transverse furrow; punctures regularly arranged in longitudinal rows, these punctures distinct on basal portion and much finer and become obsolete on apical portion.

Length 2.6-2.9 mm.

HOLOTYPE (Type No. 2350, Kyushu Univ.), THAILAND: Kor Hong, 23. vi. 1965, Y. Miyatake. Paratopotypes: 2 exs., same data as the holotype (KU, BISHOP). Paratype: THAILAND: Khao Chong, nr. Trung 1 ex., 25. vi. 1965, K. Morimoto (KIMOTO).

This new species somewhat resembles *Basilepta beccarii* (Jacoby), but differs in having the anterior sulcus of prothorax interrupted at middle and elytron with the postbasal sulcus obsolete.

Basilepta lameyi (Lefèvre) New combination

Nodostoma lameyi Lef., 1893, Ann. Soc. Entomol. Fr. 62: 119 (Tonkin: Ha-Lang; PARIS).

Nodostoma particulare Pic, 1930, Mém. Exot. Entomol. 56: 6 (Tonkin: Chapa; PARIS). New synonymy.

DISTRIBUTION: Vietnam.

No additional material.

***Basilepta latipennis* (Pic) New combination**

Nodostoma latipenne Pic, 1928, Bull. Soc. 2001. Fr., 53: 379 (Tonkin:Chapa; PARIS).

DISTRIBUTION : Vietnam.

No additional material.

***Basilepta leechi* (Jacoby)**

Nodosfoma leechi Jac., 1889, Proc.Zool.Soc. Lond. 1888: 344 (China; MCZ). Lefèvre, 1839, Ann. Soc. Entomol. Fr. 1893: 119 (Tonkin: Lang-Son, Ha-Lang).

Basilepta leechi: Weise, 1922, Tijdschr. Entomol. 65: 47 (Fokien). —Chen, 1935, Sinensia 6(2): 321 (S. China, Tonkin). —Gressitt & Kimoto, 1961, Pac. Insects Monogr. 1A: 225 (China).

DISTRIBUTION : Vietnam, China.

No additional material.

***Basilepta livida* Kimoto & Gressitt, n. sp. (Fig. 11a)**

Body oval. Bluish black with elytron violaceous blue.

Head with surface smooth, strongly and closely punctate, clypeus with a pair of slightly raised longitudinal short costae laterally. Antenna filiform, nearly $\frac{2}{3}$ as long as body length; first segment robust, somewhat club-shaped; second much slenderer, three to four times as long as wide, and nearly $\frac{3}{4}$ as long as first; third much slenderer than second, and $1\frac{1}{5}$ times as long as second; fourth subequal to third in length and shape; fifth much robuster than fourth, and $1\frac{1}{4}$ times as long as fourth; sixth slightly shorter than fifth; seventh subequal to sixth in length and shape; eighth slightly shorter than seventh; ninth and tenth subequal to eighth in length and shape; eleventh $1\frac{1}{4}$ times as long as tenth and its apex pointed. Pronotum transverse, about, $1\frac{3}{4}$ times as wide as long, lateral margin with a sharp angle slightly behind middle; anterior angle somewhat denticulate and with a setigerous puncture, and basal angle slightly tuberculate and with a setigerous puncture; anterior margin slightly rounded anteriorly and posterior margin widely rounded and slightly produced posteriorly at middle; dorsal surface distinctly and rather closely punctate, anterior sulcus entire and impressed with a row of distinct punctures; proepimeron closely and distinctly punctate; metasternum sparsely covered with fine pubescence and punctures. Scutellum subtrigonal, with apex rounded; surface slightly convex, smooth, shining, sparsely impressed by minute punctures, especially on basal portion. Elytron subparallel-sided with apex rounded; humerus strongly raised; subbasal area slightly convex and separated from behind by a shallow transverse furrow; punctures regularly arranged in longitudinal rows, and these punctures larger and deeper on basal area and finer and shallower on apical area.

Length 4.0 mm.

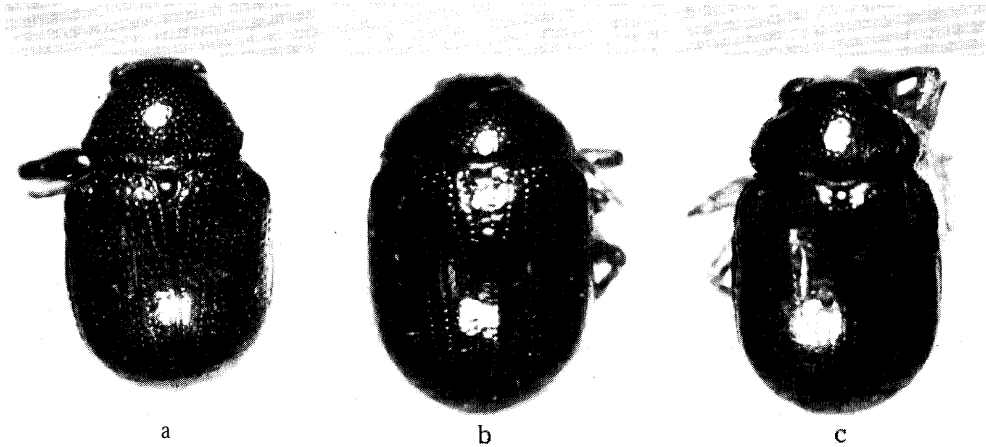


Fig. II. a, *Basilepta livida* Kimoto & Gressitt, n. sp.; b, *B. airidicyanea* Kimoto & Gressitt, n. sp.; c. *B. varicolor* (Jacoby).

HOLOTYPE (Type No. 2351, Kyushu Univ.), THAILAND : Chiang Mai Prov., Doi Pui, 1685 m, 17. vi. 1965, Y. Miyatake. Paratypes : THAILAND : Chiang Mai Prov., Doi Suthep, 1000 m, 1 ex., 18. vi. 1965, K. Morimoto, 1 ex., 18. viii. 1973, S. Nakao (KU, KIMOTO) ; Doi Suthep, 1300 m, 2 exs., 8. vi. 1965, P. D. Ashlock (BISHOP).

This new species resembles *B. leechi* (Jacoby) from China, but differs in having pronotum more transverse, widest slightly behind middle and more sharply angulate laterally.

Basilepta longipennis (Pic) New combination

Nodostoma longipenne Pic, 1931, Mém. Exot. Entomol. 57: 23 (Tonkin: Chapa; PARIS).

DISTRIBUTION : Vietnam.

No additional material.

Basilepta maai Kimoto & Gressitt, n. sp. (Fig. 9b)

Body oblong oval, convex. General color reddish brown, head with top of vertex blackish, antenna with two or three apical segments infuscate.

Head distinctly and closely punctate, especially on vertex and slightly less on clypeus. Antenna filiform, nearly $\frac{2}{3}$ as long as body length; first segment robust, somewhat club-shaped; second shortest, robust, nearly twice as long as wide and $\frac{2}{3}$ as long as first; third slender, nearly $1\frac{1}{2}$ times as long as second; fourth subequal to third in length and shape; fifth nearly $1\frac{1}{4}$ times as long as fourth ; sixth and seventh subequal to fifth in length and shape ; eighth nearly $\frac{3}{4}$ as long as seventh and distinctly robust;

ninth and tenth subequal to eighth in length and shape; eleventh nearly $1\frac{1}{3}$ times as long as tenth and its apex pointed. Pronotum transverse, nearly $1\frac{3}{5}$ times as wide as long, widest slightly behind middle and strongly narrowed anteriorly and posteriorly, anterior angle somewhat denticulate and with a setigerous puncture, and basal angle slightly tuberculate and with a setigerous puncture; anterior margin slightly rounded anteriorly, and posterior margin widely rounded posteriorly; dorsal surface closely and distinctly punctate, especially on lateral portion; anterior sulcus entire and impressed by a row of distinct punctures; proepimeron closely impressed by distinct punctures basally; metasternum nearly impunctate. Scutellum subtrigonate, with apex rounded; surface slightly convex, smooth, shining, impunctate. Elytron subparallel sided with apex rounded; subbasal area distinctly raised and separated from behind by a distinct transverse furrow; punctures regularly arranged in longitudinal rows, and these punctures larger and deeper on basal area and much finer and shallower on apical area; humerus strongly raised and with a distinct costa starting from humerus and ending near middle of side.

Length 3.7-4.0 mm.

HOLOTYPE (BISHOP), THAILAND : Doi Suthep (water margin), Chiang Mai Prov., 4. iv. 1958, T. C. Maa. Paratopotype: **1 ex.**, same data as the holotype (KTMOTO). Paratypes : THAILAND: Doi Suthep, 1 ex., 1-5. iv. 1958, 1 ex., 29. iii- 4. iv. 1958, T. C. Maa; Doi Pui, Chang Mai Prov., 1 ex., 2. iv. 1958, T. C. Maa (BISHOP).

DISTRIBUTION: Thailand.

This new species somewhat resembles *B. pallidula* Baly, from Far East, but differs in having pronotum widest slightly behind middle, punctures on disc more closely and distinctly punctate, and the top of vertex blackish.

Basilepta marginalis Kimoto & Gressitt, **n sp.** (Fig. 8a)

Body oval; entirely yellowish brown, antenna with apical segments somewhat infusate.

Head with surface smooth, shining, nearly impunctate except for sparsely impressed punctures on side of vertex. Antenna filiform, nearly $\frac{2}{3}$ as long as body length; first segment robust, somewhat club-shaped; second nearly $\frac{2}{3}$ as long as first; third slenderer, nearly $1\frac{1}{3}$ times as long as second; fourth nearly $1\frac{1}{4}$ times as long as third; fifth subequal to fourth in length but slightly robuster; sixth subequal to fifth in length but slightly robuster; seventh and eighth subequal to sixth in length and shape; ninth slightly shorter than eighth; tenth subequal to ninth in length and shape; eleventh $1\frac{1}{3}$ times as long as tenth and its apex pointed. Pronotum transverse, nearly twice as wide as long, widest slightly before base and forming subbasal angle which is not sharp but rounded, and widely collared at near

basal angle, and side abruptly converged anteriorly in almost straight line ; anterior angle with a setigerous puncture and basal angle slightly tuberculate and with a setigerous puncture; anterior margin slightly rounded anteriorly and posterior margin widely rounded and slightly produced posteriorly at middle; dorsal surface smooth, shining, nearly impunctate, anterior sulcus entire and impressed by a row of very fine punctures ; proepimeron with surface finely wrinkled, nearly impunctate ; metasternum sparsely covered with fine hairs and minute punctures. Elytron subparallel-sided with apex rounded; humerus raised; subbasal area slightly convex, and separated from behind by a shallow transverse furrow; punctures arranged in longitudinal rows, and these punctures slightly finer on subbasal area, and much finer and become obsolescence on apical area.

Length 2.6-2.7 mm.

HOLOTYPE (Type No. 2352, Kyushu Univ.), THAILAND: Chiang Mai Prov., Chiang Dao, 15. vi. 1965, K. Morimoto. Paratopotypes: 7 exs., same data as the holotype (KU, KIMOTO). Paratypes : THAILAND: Mae Talai, nr. Chieng Dao, 1 ex., 3. vii. 1970, upland rice, K. Yano (KU) ; Chiang Dao, 1 ex., 15. vi. 1965, P. D. Ashlock (BISHOP).

This new species somewhat resembles *B. davidi* (Lefèvre), but differs in having clypeus nearly impunctate and the lateral margin widely collared.

Basilepta martini (Lefèvre)

Nodostoma martini Lef., 1885, Bull. Soc. Entomol. Fr., ser. 6, 5: 65 (Tonkin); 1889, *ibid.* ser. 6, 9: 296 (Tonkin: Lien-Son) ; 1893, *ibid.* 1893: 117 (Tonkin, Cambodge : Luang-Prabang). --Jacoby, 1896, Ann. Mus. Civ. Genova 37: 129 (Sumatra).

Nodostoma martini var. *atrovittata* Pic, 1930, Bull. Soc. Linn. Lyon 9: 37 (Tonkin).

Basilepta martini: Chen, 1935, Sinensia 6(2): 308 (S. China, Tonkin, Cochinchina, Cambodia). --Gressitt & Kimoto, 1961, Pac. Insects Monogr. 1A: 226 (China, Hainan).

Basilepta sauteri Chit jō, 1938, Arb. Morph. Taxon. Entomol. Berlin-Dahlem 5(1): 26 (Formosa ; DEI) ; 1956, Philip. J. Sci. 85(1): 31 (Formosa). --Gressitt & Kimoto, 1961, Pac. Insects Monogr. 1A: 226 (= *martini*).

DISTRIBUTION : Thailand, Laos, Cambodia, Vietnam, S. China, Hainan, Taiwan.

MATERIAL EXAMINED. THAILAND: Kaochong, Trang, 1 ex., 9. iv. 1960 (BANGKHEN). LAOS: Umgeb. Vientiane, 3 exs., iii-iv. 1963 (MUNCHEN) ; Ban Van Heue, 20 km E of Phou-kow-kuei, 1 ex., 15. vi. 1966, Native collr ; Vientiane Prov., Vientiane, 1 ex., 22. vii. 1965, Native collr (BISHOP). CAMBODIA: Damrey Phong, 1 ex., 14-16. iv. 1961, N. R. Spencer (BISHOP). VIETNAM: Hoa-Binh, Tonkin, 2 exs., A Cooman (FREY).

Basilepta melanopus (Lefèvre)

Nodostoma melanopus Lef., 1893, Ann. Soc. Entomol. Fr. 62: 119 (Tonkin ; PARIS).

Basilepta melanopus: Chen, 1935, Sinensia 6(2): 316 (Tonkin). --Gressitt & Kimoto, 1961,

Pac. Insects Monogr. 1A: 226 (Tonkin, S. China).

DISTRIBUTION : S. China, Vietnam.

No additional material.

Basilepta minutissima Kimoto & Gressitt, n. sp. (Fig. 9a)

Body oval, slightly convex. General color pitchy brown, antenna almost entirely yellowish brown, legs reddish brown with femora pitchy black.

Head with surface smooth, strongly but not so closely punctate, clypeus with a pair of slightly raised longitudinal short costae laterally, vertex with a short longitudinal sulcus at middle. Antenna robuster; nearly $2/3$ as long as body length; first segment robust, somewhat club-shaped; second nearly $3/4$ as long as first, robust; third slightly shorter than second and much slenderer; fourth subequal to third in length and shape; fifth slightly longer than fourth and much robuster; sixth to eighth subequal to fifth in length and shape; ninth subequal to eighth in length but slightly robuster; tenth subequal to ninth in length and shape; eleventh $13/5$ times as long as tenth and its apex pointed. Pronotum transverse, nearly $13/4$ times as wide as long, widest almost at middle and strongly narrowed anteriorly and posteriorly, anterior angle with a setigerous puncture, and basal angle slightly tuberculate and with a setigerous puncture; anterior margin slightly rounded anteriorly, and posterior margin rounded and slightly produced posteriorly at middle; dorsal surface smooth, shining, distinctly and homogeneously impressed by large punctures which are much larger than average elytral punctures and separated by approximately their diameters, anterior sulcus distinct only on lateral portion and interrupted at middle; proepimeron smooth, shining, distinctly impressed by large punctures; metasternum smooth, shining, nearly impunctate. Scutellum subtrigonal, with apex rounded; surface slightly convex, smooth, shining, impunctate. Elytron subparallel sided with apex rounded; humerus distinctly raised, subbasal area slightly raised, subbasal area slightly convex and separated from behind by a shallow transverse furrow; punctures regularly arranged in longitudinal rows, and these punctures become finer in apical portion, and with a slightly raised short costa starting from humerus.

Length 1.8-1.9 mm.

HOLOTYPE (Type No. 2358, Kyushu Univ.), THAILAND: Mae Klang Water Fall, nr. Chom Thong, 11. vi. 1965, K. Morimoto. Paratopotype: *1 ex.*, same data as the holotype (BISHOP).

This new species somewhat resembles *B. incerta* (Pic), but differs in being body length shorter and having pronotum more elongate and more thickly covered with large punctures.

Basilepta miyatakei Kimoto & Gressitt, n. sp. (Fig. 8b)

Body oval. Dark reddish brown, elytron black with a large median marking yellowish brown, antenna pitchy black with two or three basal segments brownish, legs pitchy brown to black.

Head with surface smooth, distinctly impressed by large punctures, vertex convex. Antenna relatively robust, especially on median segments, slightly depressed, nearly $2/3$ as long as body length: first segment robust, somewhat club-shaped; second shortest, nearly $4/5$ as long as first; third $1\frac{1}{4}$ times as long as second, slenderer; fourth about $1\frac{1}{5}$ times as long as third, gradually widened apically; fifth robust, nearly three times as long as wide, slightly shorter than fourth; sixth and seventh subequal to fifth in length and shape; eighth slightly shorter than seventh; ninth and tenth subequal to eighth in length and shape; eleventh longest, nearly $1\frac{1}{3}$ times as long as tenth and its apex pointed. Pronotum transverse, about $1\frac{1}{2}$ times as wide as long, lateral margin with a sharp angle slightly behind middle; anterior angle somewhat denticulate and with a setigerous puncture, and basal angle slightly tuberculate and with a setigerous puncture; anterior margin slightly rounded anteriorly and posterior margin widely rounded and slightly produced posteriorly at middle; dorsal surface distinctly but not closely punctate, anterior sulcus entire and impressed with a row of distinct punctures; proepimeron closely and distinctly punctate; metasternum sparsely impressed by fine punctures. Scutellum subtrigonal, with apex rounded; surface slightly convex, smooth, shining, impunctate. Elytron subparallel-sided with apex rounded; humerus strongly raised; subbasal area slightly convex and separated from behind by a shallow transverse furrow; punctures regularly arranged in longitudinal rows, and these punctures larger and deeper on basal area and much finer and shallower on apical area.

Length 3.8-4.8 mm.

HOLOTYPE (Type No. 2354, Kyushu Univ.), THAILAND: Khao Chong, nr. Trung, 26. vi. 1965, Y. Miyatake. Paratopotypes: 4 exs., same data as the holotype (KU, BISHOP, KIMOTO). Paratype: 1 ex., same data as the holotype but K. Morimoto (KU).

This new species somewhat resembles *B. fulvofasciata* Jacoby, from India, in having elytron black with fulvous band, but differs in being the body length larger and having pronotum more longer and the elytral marking free from sutural margin.

Basilepta morimotoi Kimoto & Gressitt, n. sp. (Fig. 10b)

Body oblong oval, convex. Head pitchy black with middle of vertex brownish, prothorax blackish with anterior margin slightly brownish; scutellum and elytron reddish brown, antenna pitchy black with basal segments brown-

ish; legs and ventral surfaces of thorax pitchy black and abdomen dark reddish brown.

Head with surface smooth, strongly and rather closely punctate, vertex convex. Antenna robust, nearly $2/3$ as long as body length; first segment robust, somewhat club-shaped; second much slender, nearly three times as long as wide, and nearly $4/5$ as long as first; third nearly as long as second, but much slenderer; fourth nearly $1\ 1/2$ times as long as third; fifth subequal to fourth in length, but much robust and thickly covered with fine pubescence; sixth slightly shorter than fifth and nearly twice as long as wide; seventh subequal to sixth in length and shape; eighth slightly shorter than seventh; ninth and tenth subequal to eighth in length and shape; eleventh slightly longer than tenth and its apex pointed. Pronotum transverse, about $1\ 3/5$ times as wide as long, lateral margin with a sharp angle slightly behind middle; anterior angle somewhat denticulate and with a setigerous puncture, and basal angle slightly tuberculate and with a setigerous puncture; anterior margin slightly rounded anteriorly and posterior margin widely rounded and slightly produced posteriorly at middle; dorsal surface distinctly but not closely punctate, anterior sulcus distinct only on lateral portion and interrupted at middle; proepimeron rather closely impressed by large punctures; episternum rather closely impressed by large punctures. Scutellum subtrigonal, with apex rounded; surface slightly convex, smooth, shining, nearly impunctate. Elytron subparallel-sided with apex rounded; humerus strongly raised; subbasal area distinctly raised and separated from behind by a deep transverse furrow; punctures regularly arranged in longitudinal rows, and these punctures larger and deeper but slightly finer on subbasal area, and much finer and become obsolescent on apical area.

Length 3.4 mm.

HOLOTYPE (Type No. 2355, Kyushu Univ.), THAILAND: Chiang Mai Prov., Doi Pui, 1300 m, 17. vi. 1965, K. Morimoto. Paratopotype: 1 ex., same data as the holotype (BISHOP).

This new species somewhat resembles *B. semirufa* (Pic), but differs in having prothorax with a sharp angle slightly behind middle, and prothorax blackish and elytron reddish brown.

Basilepta multimaculata Kimoto & Gressitt, n. sp. (Fig. 13b)

Body oblong oval; general color dark yellowish brown, pronotum with a pair of large median markings pitchy black, elytron with basal, laterobasal, postmedian and latero-median markings pitchy black; antenna reddish brown with apical segments slightly infusate; ventral surfaces mostly pitchy black with apical segments of abdomen partly brownish; legs reddish brown with apex of femora and base of tibiae blackish.

Head with surface smooth, strongly and rather closely punctate. Antenna

filiform, nearly $2/3$ as long as body length; first segment robust, somewhat club-shaped; second nearly $2/3$ as long as first, and nearly three times as long as wide; third nearly $1\ 1/2$ times as long as second and much slenderer; fourth nearly $1\ 1/3$ times as long as third; fifth to seventh subequal to fourth in length and shape; eighth slightly shorter than seventh, ninth subequal to eighth in length and shape; tenth slightly shorter than ninth; eleventh nearly $1\ 1/3$ times as long as tenth and its apex pointed. Pronotum transverse, about $1\ 4/5$ times as wide as long, widest slightly before basal corner and strongly narrowed anteriorly; anterior margin slightly rounded anteriorly and posterior margin rounded and slightly produced at middle; anterior angle somewhat denticulate and with a setigerous puncture, and basal angle slightly tuberculate and with a setigerous puncture; surface distinctly and closely punctate, and punctures larger than, or subequal to average elytral punctures, and anterior sulcus deep, entire and impressed by a row of distinct punctures; lateral margin widely collared apically, and width of collar much wider than width of apical segments of antenna; proepimeron finely granulate and its basal portion rather closely impressed by distinct punctures; metasternum slightly wrinkled, sparsely covered with fine hairs and minute punctures. Scutellum subtriangular, with apex rounded; surface finely granulate, distinctly impressed by fine punctures especially on basal portion. Elytron subparallel-sided with apex rounded; subbasal area slightly convex and separated from behind by a shallow but distinct transverse furrow; punctures regularly arranged in longitudinal rows and these punctures slightly finer in apical portion, interstices of these puncture rows slightly raised in basal and lateral portions; humerus distinctly raised, and with a short but distinct costa starting from humerus.

Length 4.5-4.8 mm.

HOLOTYPE (BISHOP), VIETNAM: 20 km SE of Pleiku, 400 m, 12. v. 1960, L. W. Quate. Paratopotypes: 2 exs., same data as the holotype (BISHOP, KIMOTO).

This new species somewhat resembles *B. chiangmaiensis* Kimoto & Gressitt, but differs in having the punctures of pronotum more closely and distinctly impressed and lateral margin of pronotum more widely collared.

Basilepta notabilis Chen

Basilepta notabile Chen, 1935. Sinensia 6(3): 310 (Laos or Cambodia; PARIS). -Gressitt & Kimoto, 1961, Pac. Insects Monogr. 1A: 227 (Laos or Cambodia).

DISTRIBUTION: Laos or Cambodia.

No additional material.

Basilepta puncticollis (Lefèvre) (Fig. 12c)

Nodostoma puncticolle Lef., 1889, Ann. Soc. Entomol. Fr., ser. 6, 9: 295 (Tonkin); 1893, *ibid.* 62: 116 (Tonkin, Langson). --Jacoby, 1908, Fauna India, Coleopt. 2: 321 (India,

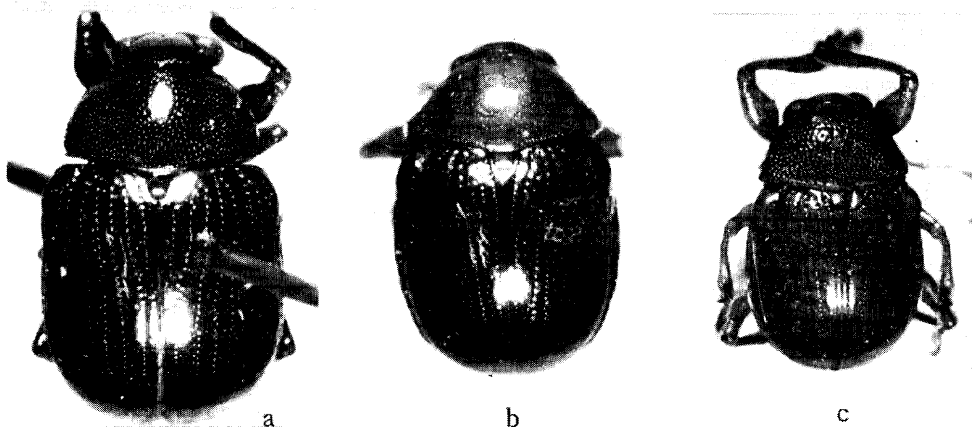


Fig. 12. a, *Basilepta rondoni* Kimoto & Gressitt, n. sp.; b, *B. frontalis* (Baly); c, *B. puncticollis* (Lefèvre).

Burma, Tonkin).

Nodostoma birmanicum Jacohy, 1892, Ann. Mus. Civ. Geneva 32: 898 (Burma; GENOVA); 1908, Fauna India, Coleopt. 2: 321 (= *puncticolle*).

Nodostoma Zimbatum Lefevre, 1893, Ann. Soc. Entomol. Fr. 1893: 116 (Cochinchina; PARIS).

New synonymy.

Nodostoma nigriventre Lefevre, 1893, Ann. Soc. Entomol. Fr. 1893: 117 (Cochinchina; PARIS).

New synonymy.

Basilepta robusta Weise, 1922, Tijdschr. Entomol. 65: 48 (China: Fukien; STOCKHOLM).

Chen, 1935, Sinensia 6(3): 313 (Fokien). -Gressitt & Kimoto, 1961, Pac. Insects Monogr. 1A: 230 (S. China). **New synonymy.**

Nodostoma atrithorax Pic, 1930, Mém. Exot. Entomol. 56: 5 (Yunnan; with var. *notaticeps*, p. 6; PARIS). -Gressitt & Kimoto, 1961, Pac. Insects Monogr. 1A: 230 (= *robusta*).

Nodostoma atritarse Pic, 1930, Mém. Exot. Entomol. 56: 7 (China; PARIS). -Gressitt & Kimoto, 1961, Pac. Insects Monogr. 1A: 230 (= *robusta*).

Nodostoma brunneopunctatum Pic, 1933, Mém. Exot. Entomol. 61: 8 (China: Fukien; PARIS). Gressitt & Kimoto, 1961, Pac. Insects Monogr. 1A: 230 (= *robusta*).

Nodostoma femorale Pic, 1934, Mém. Exot. Entomol. 64: 7 (Tonkin; with var. *hanoiense*; PARIS). **New synonymy.**

Basilepta puncticolle: Chen, 1935, Sinensia 6(3): 314 (Tonkin, Burma, Punjab). Gressitt & Kimoto, 1961, Pac. Insects Monogr. 1A: 229 (China). -Kimoto & Takizawa, 1973, Kontyû 41(2): 175 (Nepal).

Basilepta atrithorax: Chen, 1935, Sinensia 6(3): 309 (Yunnan).

Basilepta atritarse: Chen, 1935, *ibid.* (China).

Basilepta brunneopunctata: Chen, 1940, *ibid.* 11(5-6): 502 (China).

DISTRIBUTION: India, Burma, Nepal, Thailand, Laos, Vietnam, S. China.

We could not trace the type location of *puncticolle* Lefevre. Our identification is based on the specimen identified by Lefevre as "*Nodostoma punctithorax* Lef. (sic ?)". This specimen is now preserved in Paris Museum.

MATERIAL EXAMINED. THAILAND: Kanchanaburi, 3 exs., 31. v. 1962 (BANGKHEN); Chiangmai Prov., Doi Suthep, 3 exs., 18-19. vi. 1965, K. Morimoto & Y.

Miyatake; Fang, 9 exs., 13-14. vi. 1965, K. Morimoto; Chieng Dao, 4 exs., 15. vi. 1965, K. Morimoto & Y. Miyatake (KU). LAOS: Ban Van Heue, 20 km E of Phou-kow-kuei, 1 ex., 15-31. v. 1965, Native collr (BISHOP) ; Umgeb. Pakse, 1 ex., 1963 (MUNCHEN). VIETNAM: Hoa-Binh, Tonkin, 4 exs., A. Cooman (FREY).

***Basilepta quadrimaculata* (Pic) New combination**

Nodostoma quadrimaculatum Pic, 1931, Bull. Soc. Linn. Lyon 10:27 (Tonkin:Chapa; PARIS).

DISTRIBUTION : Vietnam.

No additional material.

***Basilepta rondoni* Kimoto & Gressitt, n. sp. (Fig. 12a)**

Body oval; dorsum reddish cupreous, with greenish luster especially on lateral part ; antenna reddish brown; ventral surfaces dark reddish brown with thorax dark to blackish brown; legs reddish brown.

Head strongly and rather closely punctate, interstices of punctures smooth, shining; vertex with a short longitudinal furrow in middle. Antenna filiform, nearly $2/3$ as long as body length; first segment robust, somewhat clubshaped; second nearly $2/3$ as long as first, robust; third nearly as long as second in length but much slenderer; fourth nearly $1\frac{1}{5}$ times as long as third; fifth subequal to fourth in length but much robuster; sixth slightly shorter than fifth and nearly three times as long as wide; seventh to ninth subequal to sixth in length and shape; tenth slightly shorter than ninth; eleventh nearly $1\frac{2}{5}$ times as long as tenth and its apex pointed. Pronotum transverse, about $1\frac{4}{5}$ times as wide as long, rounded at side, not forming angle and widest slightly before basal corner ; anterior margin slightly rounded anteriorly and posterior margin rounded and slightly produced posteriorly; anterior and posterior corners each with a setigerous puncture; dorsal surface closely impressed by distinct punctures and more closely so laterally, interstices of punctures nearly as wide as diameter of punctures, anterior sulcus distinct only on lateral portion and interrupted at middle; proepimeron finely granulate and closely impressed by large punctures especially on basal portion ; metasternum wrinkled and sparsely impressed by shallow but fairly large punctures. Scutellum elongate, subquadrate and rounded at apex; convex, smooth, sparsely covered with fine pubescence basally. Elytron subparallel-sided, with apex rounded; humerus distinctly raised, subbasal area slightly raised, and subbasal transverse furrow obsolescent and hardly separated from behind; punctures regularly arranged in longitudinal rows, and these punctures become finer in apical portion.

Length 4.6-6.7 mm.

HOLOTYPE (BISHOP), LAOS: Muong Sing, NW of Luang Prabang, 650 m, 6-10. vi. 1960, S. Quate & L. W. Quate. Paratypes: LAOS: Ban Van Eue, 1 ex., 20




Fig. 13. a, *Basilepta chiangmaiense* Kimoto & Gressitt, n. sp.; b, *B. multimaculatum* Kimoto & Gressitt, n. sp.; c, *B. subcostatum* (Jacoby).

km E of Phou-kow-kuei, 1 ex., 15-31. v. 1965, Native collr (BISHOP); Vientiane Prov., Vientiane, 1 ex., 22. vii. 1965, Native collr (KIMOTO).

Judging from the original description, this new species seems to resemble *Basilepta speciosa* (Lefèvre) from Cochinchina, but differs in having the punctures of pronotum much stronger and closer.

***Basilepta semirufa* (Pic) New combination**

Nodostoma semirufum Pic, 1930, Mél. Exot. Entomol. 56: 6 (Tonkin: Chapa; PARIS).

DISTRIBUTION: Vietnam.

No additional material.

***Basilepta speciosa* (Lefèvre) New combination**

Nodostoma speciosum Lef., 1893, Ann. Soc. Entomol. Fr. 62: 120 (Cochinchina).

DISTRIBUTION: Vietnam.

We could not trace the type location of this species. No additional material.

***Basilepta spenceri* Kimoto & Gressitt, n. sp. (Fig. 7b)**

Body oval; general color reddish brown, antenna pitchy black with three or four basal segments brownish, legs reddish brown apical half of femora and basal portion of tibiae pitchy black.

Head with surface smooth, shining, impunctate, clypeus with a pair of longitudinal short costae laterally and separated from vertex by a shallow transverse depression, vertex with a short longitudinal sulcus at middle.

Antenna relatively robust, nearly $2/3$ as long as body length and preapical segments nearly $2\ 1/2$ times as long as wide ; first segment robust, somewhat club-shaped ; second nearly $3/4$ as long as first and nearly $2\ 1/2$ times as long as wide ; third slenderer, and slightly longer than second; fourth slightly longer than third; fifth subequal to fourth in length but much robuster ; sixth subequal to fifth in length but slightly robuster; seventh and eighth subequal to sixth in length and shape; ninth slightly shorter than eighth; tenth subequal to ninth in length and shape; eleventh $1\ 1/4$ times as long as tenth and its apex pointed. Pronotum transverse, about $1\ 2/3$ times as wide as long, side evenly rounded, widest almost at middle and narrowed anteriorly and posteriorly ; anterior margin distinctly produced anteriorly and posterior margin slightly rounded and produced posteriorly at middle; anterior and posterior corners each with a setigerous puncture and posterior corner slightly tuberculate ; dorsal surface nearly impunctate, smooth, shining, anterior sulcus distinct only on lateral portion and interrupted at middle; proepimeron smooth, nearly impunctate ; metasternum smooth, shining, nearly impunctate. Scutellum subtriangular, with apex rounded; surface smooth, shining, slightly convex, impunctate. Elytron subparallel-sided with apex rounded ; humerus distinctly raised ; subbasal area distinctly convex, subbasal transverse impression obsolescent ; punctures regularly arranged in longitudinal rows and these punctures distinct in basal portion and become obsolescent in apical portion.

Length 2.4-2.7 mm.

HOLOTYPE (BISHOP), THAILAND: Fyan, 900-1000 m, 11. vii. -9. vii. 1961, N. R. Spencer. Paratopotypes: 2 exs., same data as the holotype (BISHOP, KIMOTO) .

This new species resembles *B. varicolor* Jacoby, in having the side of prothorax evenly rounded, but differs in having pronotum nearly impunctate and widest almost at middle.

Basilepta subcostata (Jacoby) (Fig. 13c)

Nodostoma subcostatum Jac., 1889, Ann. Mus. Civ. Genova 27: 164 (Burma ; GENOVA. BM); 1908, Fauna India, Coleopt. 2: 334 (Assam, Burma).

Nodostoma cyanipenne Lefèvre, 1893, Ann. Soc. Entomol. Fr. 62: 120 (Tonkin; PARIS). **New synonymy.**

Basilepta subcostatum : Chûjô, 1964, Nature and Life in SE Asia, Kyoto 3: 268 (Thailand: Phattalung).

DISTRIBUTION : India, Burma, Thailand, Laos.

MATERIAL EXAMINED. THAILAND: Banna, Chawang, nr Nabon, 70 m, 1 ex., 6. ix. 1958, J. L. Gressitt (BISHOP) ; Fang, 1 ex., 13. vi. 1965, Y. Miyatake (KU) ; Rayong, 2 exs., 17. vii. 1965 (BANGKHEN). LAOS: Umgeb. Vientiane, 1 ex., iii-vi. 1963 (MUNCHEN) ; Ban Van Heue, 20 km E of Phou-kow-kuei, 4 exs., 1-15. v. 1965, J. A. Rondon (BISHOP).

***Basilepta tricolor* (Baly) New combination**

Nodostoma tricolor Baly, 1877, Trans. Entomol. Soc. Lond., 1877: 38 (Siam; with var. *pachybouri*; BM).

Nodostoma harmandi Lef., 1893, Ann. Soc. Entomol. Fr. 62: 117 (Cochinchina; PARIS). New synonymy.

Nodostoma laosense Pic, 1930, Mém. Exot. Entomol. 56: 5 (Laos; PARIS). New synonymy.

Basilepta pretiosum: Chûjô, 1964, Nature and Life in Asia, Kyoto 3: 268 (Thailand: Doi Suthep, Chiangmai).

DISTRIBUTION: Thailand, Laos, Vietnam.

MATERIAL EXAMINED. THAILAND: Chiang Mai Prov., Doi Suthep, 1300 m, 1 ex., 8. vi. 1965, P. D. Ashlock; Chiang Mai (Zoo), 1 ex., 16. vi. 1965, P. D. Ashlock (BISHOP); Doi Suthep, 1000 m, 4 exs., 8. vi. 1965, A. Asahina & K. Morimoto, 8 exs., 12. vi. 1965, 3 exs., 17-19. vi. 1965, K. Morimoto & Y. Miyatake; Tankeo, Doi Suthep, 800 m, 2 exs., 10. vi. 1965, Y. Miyatake; Fang, 3 exs., 14. vi. 1965, K. Morimoto; Chieng Dao, 2 exs., 15. vi. 1965, K. Morimoto; Mae Sa Water Fall, 1 ex., 10. vi. 1965, 2 exs., 16. vi. 1965, Y. Miyatake (KU). LAOS: Muong Sing, NW of Luang Prabang, 650 m, 1 ex., 6-10. vi. 1960, S. Quate & L. W. Quate; Sayaboury Prov., Sayaboury, 1 ex., 17. v. 1965, Native collr (BISHOP).

***Basilepta varicolor* (Jacoby) (Fig. 11c)**

Nodostoma varicolor Jac., 1885, Proc. Zool. Soc. Lond., 1885: 751 (Japan; BM).

Pagria viridicollis Pic, 1928, Mém. Exot. Entomol. 53: 34 (Tonkin: Hoa-Binh; PARIS). New synonymy.

Nodostoma coomani Pic, 1931, Mém. Exot. Entomol. 57: 23 (Tonkin: Hoa-Binh; PARIS). New synonymy.

Basilepta maebarai Chûjô, 1956, Mem. Fac. Lib. Arts & Educ. Kagawa Univ. 2(31): 1, fig. 1 (Japan; CHUJO). Chûjô & Kimoto, 1961, Pac. Insects 3(1): 140 (= *varicolor*).

Basilepta aeneomicans Chûjô, 1956, Philip. J. Sci. 85(1): 26 (Formosa; TARI). New synonymy.

Basilepta varicolor: Gressitt & Kimoto, 1961, Pac. Insects Monogr. 1A: 231 (S. China, Hainan). —Kimoto, 1964, J. Fac. Agr. Kyushu Univ. 13(2): 248 (Japan).

DISTRIBUTION: Thailand, Vietnam, S. China, Hainan, Taiwan, S. Japan.

MATERIAL EXAMINED. THAILAND: Chiangmai Prov., Doi Suthep (water margin), 1 ex., 4. iv. 1958, T. C. Maa; Doi Suthep, 900 m, 1 ex., 14. xi. 1957, J. L. Gressitt (BISHOP); Doi Suthep, 1000 m, 1 ex., 12. vi. 1965, Y. Miyatake (KU). VIETNAM: Hoa-Binh, Tonkin, 1 ex., A. Cooman (FREY).

***Basilepta viridicyanea* Kimoto & Gressitt, n. sp. (Fig. 11b)**

Body oval; dorsal surfaces greenish blue; ventral surfaces black; antenna pitchy black with four or five basal segments brownish; legs entirely pitchy black.

Head with surface strongly and rather closely punctate, vertex with a short shallow longitudinal furrow at middle; interspace of eyes narrower. Antenna robust, distinctly longer than half as long as body length; first

segment robust, somewhat club-shaped; second robust, nearly $\frac{2}{3}$ as long as first; third slender, slightly shorter than second; fourth slender, $1\frac{1}{3}$ times as long as third; fifth subequal to fourth in length and shape; sixth subequal to fifth in length but gradually widened apically; seventh subequal to sixth in length and shape; eighth nearly as long as seventh but much robuster, and nearly twice as long as wide; ninth and tenth subequal to eighth in length and shape; eleventh $1\frac{1}{3}$ times as long as tenth and its apex pointed. Pronotum transverse, about twice as wide as long, side rounded, not forming angle, widest slightly before basal margin and strongly narrowed anteriorly; anterior and posterior corners somewhat thickened and each with a setigerous puncture; anterior margin slightly rounded anteriorly and posterior margin rounded and distinctly produced posteriorly at middle; anterior sulcus distinct on lateral portion and shallower at middle and impressed by a row of distinct punctures; dorsal surface closely and distinctly punctate and their interstices closely impressed by fine punctures; pro-epimeron closely and distinctly punctate; metasternum wrinkled, sparsely impressed by large punctures. Scutellum subtrigonal, with apex rounded; surface finely granulate at middle, impunctate. Elytron rounded at side, widest slightly behind humerus and gradually narrowed posteriorly and apex rounded; subbasal area slightly convex, subbasal transverse furrow obsolete at middle and slightly impressed laterally; punctures regularly arranged in longitudinal rows, and punctures larger and deeper on basal area and finer and shallower on apical area, and their interstices distinctly impressed by fine punctures; humerus distinctly raised.

Length 2.7 mm.

HOLOTYPE (BISHOP), VIETNAM: 50 km SW of Pleiku, 250 m, 14. v. 1960, L. W. Quate. Paratype: VIETNAM: Ban Me Thuot, 500 m, 1 ex., 16-18. v. 1960, L. W. Quate (KIMOTO).

This new species resembles *Basilepta varicolor* (Jacoby), but differs in having the anterior sulcus of pronotum entire and antenna more robust.

***Basilepta viridis* (Pic) New combination (Fig. 10c)**

Mimoparascela viridis Pic, 1935, Mel. Exot. Entomol. 65: 2 (Tonkin; PARIS).

DISTRIBUTION: Vietnam.

No additional material.

Genus **Scelodonta** Westwood

Scelodonta Westw., 1837, Proc. Zool. Soc. Lond., 5: 129 (type: *Scelodonta curculionoides* Westw., Philippines). —Baly, 1867, Trans. Entomol. Soc. Lond., ser. 2, 4(2): 155. —Chapuis, 1874, Genera Coleopt. 10: 266. —Lefèvre, 1877, Ann. Soc. Entomol. Fr., ser. 5, 7: 159; 1885, Mém. Soc. Sci. Liege, ser. 2, 11: 67. —Jacoby, 1908, Fauna India, Coleopt. 2: 382. —Chen, 1935, Sinensia 6(3): 327; 1940, *ibid.* 11(5-6): 489. —Chûjô, 1956,

- Philip. J. Sci. 85(1): 76. —Gressitt & Kimoto, 1961, Pac. Insects Monogr. 1A:242.—
Kimoto, 1964, J. Fac. Agr. Kyushu Univ. 13(2): 251.
- Heieraspis* Chevrolat, 1837 (nec Leconte, 1859), in Dejean, Cat. Coloept. ed. 3: 437; 1849,
d'Orbigny, Dict. Univ. d'Hist. Nat., 13 (type : *Eumolpus vittatus* Olivier). —Jacoby, 1898,
Ann. Soc. Entomol. Belg., 42: 186. —Monrós & Bechyné, 1956, Entomol. Arb. Mus.
Frey 7(3): 1126.
- Odontionopa* Motschulsky, 1866 (nec Erichson, 1842, nec Chevrolat, 1837), Bull. Soc. Hist.
Nat. Moscou, 2, 29: 408.
- Scelodontomorpha* Pic, 1938, Mém. Exot. Entomol. 70: 26 (type : *Scelodontomorpha tricostata* Pic,
Congo Fr.).

KEY TO SPECIES OF *Scelodonta*

- 1 (0). Elytron with quite long white hairs 2
Elytron with very small short hairs only 3
- 2 (1). Elytron with four longitudinal stripes of pale golden pubescence ; me-
tallic cupreous, antenna with apical segments black ; length 6.0-7.7 **vittata**
- Elytron with interstices of puncture-rows pubescence, and a spot im-
mediately below base close to suture, an elongate spot at shoulder,
and a third at middle below basal spot, purplish cupreous; greenish
to metallic cupreous, terminal segments of antenna and tarsi black;
length 3. 2-3. 8 mm **dillwyni**
- 3 (1). Elytron closely punctured behind middle, where there are about 14
puncture-rows ; elytral disc with sharp ridges at base and side; me-
tallic cupreous, antenna with apical segments black; length 3.8-4.0
mm **granulosa**
- Elytron sparsely punctured behind middle, where there are about 10
puncture-rows ; elytral disc with low ridges at base and side; coloration
of dorsal surfaces variable, mostly aeneous and in some cases bluish,
greenish ; antenna with apical segments black; length 3.2-4.0 mm **lewisii**

Scelodonta dillwyni (Stephens) (Fig. 14c)

- Eumolpus dillwyni* Steph., 1831, Ill. Brit. Entomol. 4: 364, pl. 23, fig. 3 (England : S. Wales).
- Scelodonta dillwyni*: Champion, 1899, Entomol. Month. Mag., ser. 2, 10: 269 (England, Borneo,
Singapore, Sumatra, Penang, Siam, India, China). —Jacoby, 1908, Fauna India, Cole-
opt. 2: 385 (Tenasserim, Borneo, Singapore). —Weise, 1922, Philip. J. Sci. 21(5): 451
(Philippines). —Gressitt & Kimoto, 1961, Pac. Insects Monogr. 1A: 243 (China,
Hainan, Vietnam, Thailand). —Kimoto & Takizawa, 1973, Kontyû, Tokyo 41(2): 176
(Nepal).
- Scelodonta nitidula* Baly, 1862, Descr. n. gen. & spec. Phytoph., 2 (Borneo, Singapore) ;
1867, Trans. Entomol. Soc. London, ser. 3, 4(1): 157 (Borneo, Singapore). —Lefèvre,
1889, Ann. Soc. Entomol. Fr. 1889: 291 (Cochinchina : Saigon ; Annam : Hue ; Cam-
bodge : Pnomh-Penh) ; 1893, *ibid.* 1893 : 121 (Env. Bangkok). —Champion, 1899, Ento-
mol. Month. Mag., ser. 2, 10: 269 (= *dillwyni*). —Weise, 1913, Philip. J. Sci. 8 (3)D: 218
(Philippines).
- Scelodonta coomani* Pic, 1926, Bull. Soc. Zool. Fr. 51: 145 (Tonkin ; PARIS). New **synonymy**.
- Scelodonta subcostata*: Chûjô, 1964, Nature and Life in SE Asia, Kyoto 3: 281, pl. 25, fig. 17
(Thailand).
- DISTRIBUTION : Burma, Nepal, Thailand, Cambodia, Laos, Vietnam, S. China,

Hainan, Philippines, Singapore, Sumatra, Java, Borneo. England : accidentally introduced.

MATERIAL EXAMINED. THAILAND: Chieng Dao, 11 exs., 15. vi. 1965, K. Morimoto & Y. Miyatake; Fang, 4 exs., 13-14. vi. 1965, K. Morimoto & Y. Miyatake; Khao Chong, nr. Trung, 3 exs., 25-27. vi. 1965, K. Morimoto ; Kor Hong, 1 ex., 23. vi. 1965, K. Morimoto ; Ratapoom, 1 ex., 27. vi. 1965, Y. Miyatake (KU) ; Saraburi, 1 ex., 28. i. 1968, K. Baba (KIMOTO). CAMBODIA: Darmrey Phong, 1 ex., 14-16. iv. 1961, N. R. Spencer ; Ph. Chisau, 40 km S of P. Penh, 20 m, 1 ex., 29. iv. 1961, N. R. Spencer (BISHOP). LAOS: Umg. Vientiane, 4 exs., iii-vi. 1963; Umg. Vanky, 1 ex., 1963 (MUNCHEN) ; Attopeu Prov., Houei Kong, 3 exs., 3. v. 1965, Native collr ; Ban Van Heue, 20 km E of Phou-kow-kuei, 1 ex., 1-15. v. 1965, J. A. Rondon ; Borikhane Prov., Paksane, 1 ex., 3. xii. 1965, Native collr (BISHOP). VIETNAM: 30 km NW of Pleiku, 300 m, 1 ex., 10. v. 1960, L. W. Quate (BISHOP) ; Hoa-Binh, Tonkin, 1 ex. (FREY).

Scelodonta granulosa Baly (Fig. 14a)

Scelodonta granulosa Baly, 1867, Trans. Entomol. Soc. Lond., ser. 3, 4: 158 (Borneo, Celebes ; BM). --Jacoby, 1908, Fauna India, Coleopt. 2: 386 (Madras, Assam). -Gressitt & Kimoto, 1961, Pac. Insects Monogr. 1A: 243 (S. China).

Scelodonta blaisei Pic, 1926, Bull. Soc. 2001. Fr. 51: 144 (Tonkin ; PARIS). New **synonymy**.

DISTRIBUTION: India, Thailand, Laos, Vietnam, S. China, Borneo, Celebes.

MATERIAL EXAMINED. THAILAND: S. Banna, Nakhon, 108 m, 1 ex., 5-10. v. 1958, T. C. Maa (BISHOP). LAOS: Attopeu Prov., Houei Kong, 2 exs., 31. v. 1965, Native collr (BISHOP) ; Umg. Vientiane, 1 ex., iii-vi. 1963 (MUNCHEN).

Scelodonta lewisii Baly

Scelodonta lewisii Baly, 1874, Trans. Entomol. Soc. Lond., 1874: 165 (Japan, Chusan, Shanghai ; BM). --Chen, 1935, Sinensia 6 (3) : 328, fig. 25 (S. China) ; 1940, ibid. 11 (5-6) : 485. --Chûjô, 1938, Mushi, Fukuoka 11(2): 162 (Lao Shan) ; 1942, 14(1): 57 (Dairen) ; 1956, Philip. J. Sci. 85(1): 80 (Formosa). --Gressitt & Kimoto, 1961, Pac. Insects Monogr. 1A: 243 (China, Hainan). --Kimoto, 1964, J. Fac. Agr. Kyushu Univ. 13(2): 251 (Japan).

Scelodonta orientalis Lefèvre, 1887, Bull. Soc. Entomol. Fr., ser. 6, 7: 56 (China). -Fairmaire, 1888, Ann. Soc. Entomol. Belg. 32: 38 (China). --Chen, 1935, Sinensia 6(3): 328 (= *lewisii*).

Scelodonta jeanvoinei Pic, 1941, Opusc. Mart. 2: 13 (Tonkin ; PARIS). New **synonymy**.

DISTRIBUTION: Japan, China, Taiwan, Hainan, Vietnam.

No additional material.

Scelodonta vittata (Olivier) (Fig. 14b)

Eumolpus vittata Oliv., 1808, Entomologie 6: 907, pl. 1, fig. 18 (India).

Scelodonta vittata: Lefèvre, 1889, Ann. Soc. Entomol. Fr., ser. 6, 9: 291 (Cochin-Chine: Mytho; Cambodge ; Pnomh-Penh) ; 1890, Nouv. Arch. Mus. Paris, ser. 3, 2 : 193




Fig. 14. a, *Scelodonta granulosa* Baly; b, *S. vittata* (Olivier); c, *S. dillwyni* (Stephens).

(Cambodge) ; 1893, Ann. Soc. Entomol. Fr. 1893: 121 (Env. Bangkok) ; 1904, Miss. Pavie Indo-China, ser. 2, 3 (Zool.) : 149 (Cambodge). —Jacoby, 1908, Fauna India, Coleopt. 2: 382, pl. 2, fig. 5 (India, Cochinchina). —Pavia, 1908, Rec. Indian Mus. 2: 404 (India, Burma, Andamans).

DISTRIBUTION : India, Andamans, Burma, Thailand, Cambodia, Laos, Vietnam.

MATERIAL EXAMINED. THAILAND: Kanchanaburi, 2 exs., 21. v. 1962 (BANGKHEN). LAOS: Umgeb. Vientiane, 14 exs., iii-vi. 1963(MUNCHEN); Nongteveda, 1 ex., 6. viii. 1965, Native collr (BISHOP). VIETNAM: 22 km S of Trang, 1 ex., 20-26. xi. 1960, C. M. Yoshimoto (BISHOP).

Genus *Colasposoma* Castelnau

Colasposoma Castelnau, 1833, in Silbermann, Rev. d'Entomol. 1: 22. —Chapuis, 1874, Genera Coleopt. 10: 301. —Lefèvre, 1885, Mém. Soc. Sci. Liege, ser. 2, 11: 103. —Jacoby, 1908, Fauna India, Coleopt. 2: 439 (type : *Colasposoma senegalense* Castelnau). —Chen, 1935, Sinensia 6(3) : 329; 1940, *ibid.* 11 (5-6) : 489. —Chûjô, 1956, Philip. J. Sci. 85 (1) : 122. —Gressitt & Kimoto, 1961, Pac. Insects Monogr. 1A: 233. —Kimoto, 1964, J. Fac. Agr. Kyushu Univ. 13(2) : 249.

Acis Chevrolat, 1837, in Dejean, Cat. Coleopt. ed. 3: 411.. —Monrós & Bechyné, 1956, Entomol. Arb. Mus. Frey 7: 1127 (type: *Colasposoma senegalense* Castelnau).

Ballastro Gistel, 1837, Systema Insectorum, 404. —Monrós & Bechyné, 1956, Entomol. Arb. Mus. Frey 7: 1127.

Thysbe Thompson, 1858, Arch. Entomol. 2: 370.

Palesida Harold, 1874, Berl. Entomol. Z. 18: 23.

Pseudomacetes Linell, 1896, Proc. U. S. Nat. Mus. 18: 695.

Dasychlorus Fairmaire, 1898, Bull. Soc. Entomol. Fr. 1898: 19.

Chiriphyle Jacoby, 1901, Trans. Entomol. Soc. Lond. 1901: 241.

KEY TO SPECIES OF *Colasposoma*

- 1 (0). Short oval; antenna robust, in preapical segments less than three times as long as wide 2
- Narrowly oblong; antenna slender, in preapical segments nearly three times as long as wide; elytron strongly rugose and tuberculate at side in female and closely transversely rugose but not tuberculate in male; coloration variable, dorsal surfaces metallic green, violaceous, blue, or cupreous with margins greenish; antenna and legs brownish in various degrees and in some specimen largely brownish or entirely blackish; length 4.5-7.2 mm **downesii**
- 2 (1). Larger species; antenna about 1 1/2 times as long as wide in preapical segments; in male middle tibia strongly curved in apical portion and strongly expanded at apex; lateral portion of elytron obsoletely rugose in male and never rugose in female; dorsum entirely dark blue, violaceous, blue, or violaceous with elytron reddish cupreous; length 6.5-8.2 mm **pretiosum**
- Rather small; antenna about twice as long as wide in preapical segments; in male middle tibia almost straight in apical portion and slightly expanded at apex; lateral portion of elytron rugose, strongly in female but rather obsoletely in male; coloration variable, in nominate form head, pronotum, scutellum and ventral surfaces dark blue or violaceous blue, elytron greenish or reddish cupreous, with suture, side and trigonal subbasal marking purplish blue, but in some specimen entirely greenish, bluish, violaceous, cupreous or blackish; length 4.5-6.5 mm **auripenne**

***Colasposoma auripenne* Motschulsky (Fig. 15a)**

- Colasposoma auripenne*** Motsch., 1860, Schrenck's Reisen Amurl. 2: 179 (Indes oriental). —Jacoby, 1908, Fauna India, Coleopt. 2: 454, pl. 2, fig. 9 (Amur, India, Burma, Andaman). —Gressitt & Kimoto, 1961, Pac. Insects Monogr. 1A: 235 (China, Hainan). —Kimoto & Gressitt, 1966, Pac. Insects 8(2): 506 (Ryukyu Is.). —Kimoto, 1972, Entomol. Ts. 93(4): 145 (Annam).
- Colasposoma metallicum*** Clark, 1865, Ann. Mag. Nat. Hist. ser. 3, 15: 142 (Pulo Penang; BM). —Baly, 1867, Trans. Entomol. Soc. Lond. ser. 3, 4(2): 276 (Pulo Penang). —Jacoby, 1908, Fauna India, Coleopt. 2: 446 (India, Burma, Andaman, Penang). —Gressitt & Kimoto, 1961, Pac. Insects Monogr. 1A: 236 (China, Hainan). —Kimoto, 1964, J. Fac. Agr. Kyushu Univ. 13(2): 250 (Japan, Ryukyu Is.). —Kimoto & Gressitt, 1966, Pac. Insects 8(2): 506 (= *auripenne*).
- Colasposoma pulcherrimum*** Baly, 1864, Descr. n. gen. & spec. Phytoph., 15 (India). —Jacoby, 1889, Ann. Mus. Civ. Genova 27: 175 (Burma). —Lefèvre, 1889, Ann. Soc. Entomol. Fr. ser. 6, 9: 292 (Annam: Hue, Qui-Nhon; Cochinchina: Saigon, Mythe; Cambodge; Pnomh-Penh); 1890, Nouv. Arch. Mus. Paris, ser. 3, 2: 195 (Siam, Cambodge); 1904, Fauna India, Coleopt. 2: 454 (= *auripenne*).
- Colasposoma mutabile*** Baly, 1867, Trans. Entomol. Soc. Lond., ser. 3, 4(2): 273 (Java, Borneo, Malacca, Timor). —Lefèvre, 1887, Notes Leyd. Mus. 9: 261 (Sumatra). —Jacoby, 1908, Fauna India, Coleopt. 2: 454 (= *auripenne*).
- Colasposoma capitatus*** Jacoby, 1889, Ann. Mus. Civ. Genova 27: 178 (Burma; GENOVA); 1908, Fauna India, Coleopt. 2: 446 (= *metallicum*).
- Colasposoma annamita*** Lefèvre, 3885, Mém. Soc. Sci. Liege, ser. 2, 11: 104, nota 1 (Cochinchine: Saigon); 1889, Ann. Soc. Entomol. Fr. ser. 6, 9: 292 (Cochinchine: Saigon);

- 1893, Ann. Soc. Entomol. Fr. 1893: 126 (Cochinchine). New **synonymy**.
- Colasposoma affine* Lefèvre, 1890, Neuv. Arch. Mus. Paris, ser. 3, 2: 195 (Laos: Luang-Prabang; PARIS); 1904, Miss. Pavie Indo-China, ser. 2, 3 (Zool.): 151 (Laos). New **synonymy**.
- Colasposoma oberthuri* Jacoby, 1896, Entomologist 29: 6 (Amami-Oshima; cotype :BRUXELES).—Chùjô, 1956, Philip. J. Sci. 85(1): 124, fig. 3 (Formosa). --Kimoto, 1964, J. Fac. Agr. Kyushu Univ. 13(2): 250 (= *metallicum*).
- Colasposoma auripenne* ab. *sumatrense* Weise, 1926, Treubia 8: 243 (Sumatra).
- Colasposoma jeanvoinei* Pic, 1937, Mel. Exot. Entomol. 69: 21 (Tonkin; PARIS). New **synonymy**.
- Colasposoma brevenotatum* Pic, 1937, Mél. Exot. Entomol. 69: 22 (Tonkin; PARIS). New **synonymy**.
- Colasposoma perroudi* Pic, 1937, Mel. Exot. Entomol. 69: 22 (Cochin China; PARIS). New **synonymy**.
- Colasposoma oberthuri* abb. *aurita*, *azurea*, *azureolineata*, *bryanti*, *chujoi*, *sauteri*, *violacea* Papp, 1946, Additam. Fauna. Coleopt. 4(1): 7 (locality not cited).

DISTRIBUTION : India, Burma, Andamans, Thailand, Laos, Cambodia, Vietnam, Hainan, S. China, Ryukyus, Taiwan, Malaya, Sumatra, Java, Borneo, Mollucas, Timor.

MATERIAL EXAMINED. THAILAND: Kanchanaburi, 5 exs., 21. v. 1962, 4 exs., 31. v. 1962; San Ngow Tak, 1 ex., 6. vi. 1959 (BANGKHEN); Tang Prov., Water Fall to Khaochang, 150-300 m, 2 exs., 3. i. 1964, G. A. Samuelson; Chanthabiri, Prew, 2 exs., 24. iv. -1. v. 1958, T. C. Maa; Chiang Mai Prov., Mae Klang, 1 ex., 11. vi. 1965, P. D. Ashlock; Chiang Dao, 1 ex., vi. 1965, P. D. Ashlock (BISHOP); Chieng Dao, 3 exs., 15. vi. 1965, K. Morimoto & Y. Miyatake, 2 exs., 23. iv. 1973, Y. Yoshiyasu; Mae Sa Water Fall, 1 ex., 11. vi. 1965, 1 ex., 16. vi. 1965, K. Morimoto; Fang, 1 ex., 22. viii. 1973, K. Yano; Mae Chan, 1 ex., 13. vii. 1970, K. Yano; Samptong, 1 ex., 14. vii. 1973, S. Nakano; Khao Yai Nat. Park, 2 exs., 5. vi. 1965, S. Asahina & K. Morimoto; Muak Lek, 40 km SE of Saraburi, 1 ex., 5. vi. 1965, Y. Miyatake; Prew, Chanta Buri, 2 exs., 29. viii. 1973, S. Nakao; Khao Chong, nr. Trung, 3 exs., 26-27. vi. 1965, K. Morimoto & Y. Miyatkae (KU). LAOS: Umgeb. Vientiane, 56 exs., iii-vi. 1963; Umgeb. Paklay, 24 exs., 1963, 1 ex., 1964; Umgeb. Pakse, 8 exs., 1963; Umgeb. Vanky, 3 exs., 1963, 4 exs., 1964 (MUNCHEN); Ban Van Heue, 20 km E of Phou-kow-kuei, 2 exs., 15-31. v. 1965, Native collr; Lunag Prabang, 300 m, 1 ex., 4-5. v. 1960, 1 ex., 11-12. vi. 1960, S. Quate; Ile de Khong, 1 ex., 7. ix. 1965, Native collr; Borikhane Prov., Pakkading, 1 ex., 10. v. 1965, 4 exs., 31. vii. 1961, 1 ex., 3. viii. 1965, 1 ex., 15. vi. 1966, Native collr; Attopeu Prov., Houei Kong, 4 exs., 31. v. 1965, 1 ex., 20. vii. 1965, Native collr; Sayaboury Prov., Sayaboury, 3 exs., 8. v. 1965, 1 ex., 5. v. 1966, Native collr; Vientiane Prov., Vientiane, 1 ex., 31. v. -3. vi. 1960, L. W. Quate, 1 ex., 22. vii. 1965, Native collr; Sedone Prov., Pakse, 1 ex., 14. v. 1965, P. D. Ashlock, 1 ex., 5. vii. 1965, Native collr; Paksong, 1 ex., 16. 1965, Native collr (BISHOP). VIETNAM: Ban Me Thuot, 500 m, 15 exs., 16-18. v. 1960, S. Quate, L. W. Quate & R. E. Leech; 33 km NE of Ban Me Thuot, 870 m, 1 ex., 18. v. 1960, L. W. Quate; M'Drak, E of Ban



Fig. 15. a, *Colasposoma auripenne* Motschulsky; b, *C. downesii* Baly, female; c, ditto, male.

Me Thuot, 4-600 m, 1 ex., 8-19. xii. 1960, L. W. Quate; Nha Ho, 14 km N Phan Ran, 2 exs., 6. xi. 1960, 2 exs., 15. xi. 1960, C. M. Yoshimoto; Dilinh (Djiring), 1200 m, 1 ex., 22.28. iv. 1960, S. Quate; 28 km N of Dilinh, 900 m, 1 ex., 22-28. iv. 1960, L. W. Quate; 40 km N of Dilinh, 540 m, 1 ex., 26. iv. 1968, R. E. Leech (BISHOP); Riv. de Hue, Annam, 1 ex., 16. iii. 1927, Mrs Dora & E. Wright (CAS); Hoa-Binh, Tonkin, 70 exs., A. Cooman; Chapa, Tonkin, 4 exs. (FREY).

***Colasposoma downesii* Baly (Figs. 1c, 15b-c)**

- Colasposoma downesii* Baly, 1862, Ann. Mag. Nat. Hist. ser. 3, 10: 19 (India; BM). —Jacoby, 1908, Fauna India, Coleopt. 2: 442, pl. 2, fig. 7 (India, Sikkim, Burma). —Kimoto, 1970, Spec. Bull. Lepidop. Soc. Japan, 4: 165 (Nepal).
- Colasposoma aureovittatum* Baly, 1864, Descr. n. gen. & spec. Phytoph., 14 (India; BM). —Lefèvre, 1893, Ann. Soc. Entomol. Fr. 62: 126 (Tonkin). —Jacoby, 1908, Fauna India, Coleopt. 2: 455 (India). New **synonymy**.
- Colasposoma igneicolle* Baly, 1865, Trans. Entomol. Soc. Lond., ser. 3, 2(5): 428 (Siam; BM). New **synonymy**.
- Colasposoma viridiaeneum* Baly, 1865, Trans. Entomol. Soc. Lond., ser. 3, 2(5): 429 (Laos; BM). New **synonymy**.
- Colasposoma ornaticolle* Jacoby, 1881, Proc. Zool. Soc. Lond., 1881: 444 (Cochinchina). —Lefèvre, 1890, Nouv. Arch. Mus. Paris, ser. 3, 2: 195 (Siam: Battambang; Cambodge); 1904, Miss. Pavie Indo-China, ser. 2, 3 (2001.): 151 (Siam, Cambodge). New **synonymy**.
- Colasposoma asperatum* Lefèvre, 1885, Mém. Soc. Sci Liège, ser. 2, 11: 104, nota 2 (Cochinchina: Saigon); 1889, Ann. Soc. Entomol. Fr. ser. 6, 9: 292 (Cochinchina: Saigon); 1890, Nouv. Arch. Mus. Paris, ser. 3, 2: 195 (= *ornaticolle*). —Jacoby, 1895, Ann. Soc. Entomol. Belg. 39: 274 (good species). —Lefèvre, 1904, Miss. Pavie Indo-China, ser. 2, 3 (Zool.): 151 (= *ornaticolle*). —Jacoby, 1908, Fauna India, Coleopt. 2: 452, fig. 156 (India, Burma to China). —Gressitt & Kimoto, 1961, Pac. Insects Mongor. 1A: 237 ("China"). —Chújō, 1964, Nature and Life in SE Asia, Kyoto 3: 270 (Thailand).
- Colasposoma transversicollis* Jacoby, 1889, Ann. Mus. Civ. Genova 27: 176 (Burma; GENOVA). —Lefèvre, 1893, Ann. Soc. Entomol. Fr. 189: 126 (Tonkin). —Jacoby, 1908, Fauna

India, Coleopt. 2: 448 (Burma). New **synomy**.

Colasposoma multipunctata Jacoby, 1889, Ann. Mus. Civ. Genova 27 : 177 (Burma ; GENOVA) ; 1895, Ann. Soc. Entomol. Belg. 39: 274 (= *asperatum*) ; 1908, Fauna India, Coleopt. 2: 448 (Burma).

Colasposoma angulicollis Le f è v r e , 1893, Ann. Soc. Entomol. Fr. 62: 127 (Cochinchina ; PARIS). New **synonymy**.

Colasposoma insuturatum Pic, 1937, Mel. Exot. Entomol. 69: 21 (Tonkin : Lac Tho ; PARIS). New **synonymy**.

Colasposoma saigonense Pic, 1937, Mèl. Exot. Entomol. 69: 22 (Saigon ; PARIS). New **synonymy**.

Colasposoma downesi var. *purpureicollis* Pic, 1937, Mèl. Exot. Entomol. 69: 22 (Cambodia).

DISTRIBUTION : India, Nepal, Burma, Thailand, Laos, Cambodia, Vietnam.

MATERIAL EXAMINED. THAILAND: Uthaithai, 3 exs., 13. iv. 1963 (BANGKHEN) ; Chiang Mai Prov., Mae Sa, 1 ex., 16. vi. 1965, P. D. Ashlock ; Chiang Dao, 1 ex., 15. vi. 1965, P. D. Ashlock (BISHOP) ; Doi Suthep, 3 exs., 8. vi. 1965, 3 exs., 10. vi. 1965, 3 exs., 12. vi. 1965, K. Morimoto ; Tan Keo, Doi Suthep, 5 exs., 10. vi. 1965, Y. Miyatake ; Mae Klang Water Fall, nr. Chom Thong ; 3 exs., 11. vi. 1965, K. Morimoto & Y. Miyatake ; Fang, 1 ex., 13. vi. 1965, K. Morimoto ; Pak Chong, Korat Plateau, 1 ex., 14. iv. 1973, Y. Yoshiyasu (KU). LAOS: Umgeb. Vientiane, 29 exs., iii-vi. 1963, Umgeb. Pakse, 8 exs., 1963 ; Umgeb. Paklay, 4 exs., 1963 ; Umgeb. Vanky, 2 exs., 1964 (MUNCHEN) ; Muong Sing, NW of Luang Prabang, 650 m, 1 ex., 6-10. vi. 1960, L. W. Quate ; Ban Van Heue, 20 km E of Phou-kow-kuei, 1 ex., 1-15. v. 1965, J. A. Rondon ; Borikhane Prov., Pakkading, 1 ex., 22. iii. 1965, 1 ex., 15. vi. 1966, Native collr ; Wapikhamthong Prov., Khong Sedone, 1 ex., 16. v. 1965, 1 ex., 30. v. 1965, Native collr ; Khammoune Prov., Phon Tiou, 2 exs., 17. v. 1965, Native collr ; Vientiane Prov., Ban Van Eue, 2 exs., 15. v. 1965, Native collr ; Vientiane, 1 ex., 31. v. -3. vi. 1960, S. Quate ; Sedone Prov., Pakse, 1 ex., 14. v. 1965, 7 exs., 15. v. 1965, 3 exs., 23. v. 1965, 1 ex., 24. v. 1965, P. D. Ashlock ; 5 km E of Pakse, 1 ex., 13. v. 1965, P. D. Ashlock ; Ile de Khong, 6 exs., 7. 1965, 2 exs., 17. v. 1965, Native collr (BISHOP). VIETNAM: 50 km SE of Pleiku, 5 exs., 11. v. 1960, 4 exs., 14. v. 1960, L. W. Quate ; 20 km N of Pleiku, 4 exs., 9. v. 1960, L. W. Quate (BISHOP).

Colasposoma pretiosum Baly

Colasposoma pretiosum Baly, 1860, J. Entomol. 1: 36 (India ; BM). Jacoby, 1908, Fauna India, Coleopt. 2: 449, pl. 2, fig. 8 (Darjeeling, Assam, Tibet). —Gressitt & Kimoto, 1961, Pac. Insects Monogr. 1A : 234 (China).

Colasposoma coeruleatum Baly, 1879, Cistula Entomol. 2: 440 (Assam ; BM). —Gressitt & Kimoto, 1961, Pac. Insects Monogr. 1A : 234 (= *pretiosum*).

Colasposoma thibetanum Jacoby, 1891, Entomologist 24 (Suppl.) : 35 (Tibet ; BM) ; 1908, Fauna India, Coleopt. 2: 449 (= *pretiosum*).

Colasposoma purpureum Pic, 1937, Mel. Exot. Entomol. 69: 21 (Yunnan ; PARIS). —Gressitt & Kimoto, 1961, Pac. Insects Monogr. 1A : 234 (= *pretiosum*).

DISTRIBUTION : India, Burma, Thailand, Laos, Vietnam, China.




Fig. 16. a, *Osnapis pallidipennis* (Pic); b, *Trichochrysea hirfa* (Fabricius); c, *T. mouhoti* Baly.

MATERIAL EXAMINED. THAILAND: Kanchanaburi, 4 exs., 21. v. 1962 (BANGKHEN). LAOS: Umgeb. Vientiane, 23 exs., iii-vi. 1963; Umgeb. Paklay, 8 exs., 1963; Umgeb. Vanky, 3 exs., 1963, 5 exs., 1964 (MUNCHEN); Muong Sing, NW of Luang Prabang, 650 m, 2 exs., 6-10. vi. 1960, S. Quate & L. W. Quate; Ban Van Heue, 20 km E of Phou-kow-kuei, 1 ex., 15-31. v. 1965, Native collr; Vientiane Prov., Ban Van Eue, 1 ex., 30. vi. 1966, 1 ex., 15. vii. 1966, Native collr; Sedone Prov., Pakse, 1 ex., 17. vii. 1965, Native collr; Attopeu, Houei Khong, 2 exs., 16. v. 1965, Native collr; Borikhane Prov., Pakkading, 1 ex., 22. iii. 1965, 1 ex., 10. v. 1965, 1 ex., 9. ix. 1965, Native collr (BISHOP). VIETNAM: Hoa-Binh, Tonkin, 1 ex., A. Cooman (FREY).

Genus *Osnapis* Fairmaire

Osnapis Fairmaire, 1889, Ann. Soc. Entomol. Fr., 1889: 72 (type: *Osnapis nucea* Fairmaire, from Moupin). —Chûjô, 1956, Philip. J. Sci. 85(1):113. —Gressitt & Kimoto, 1961, Pac. Insects Monogr. 1A: 266. —Kimoto, 1964, J. Fac. Agr. Kyushu Univ. 13(2): 260.

KEY TO SPECIES OF *Osnapis*

- Tibiae and apex of femora blackish; reddish brown, antenna blackish with basal segments brownish; length 5.5-6.7 mm (Fairmaire, 1889; China, Taiwan, Japan) **nucea**
- Tibiae blackish with basal portion brownish; yellowish to reddish brown; antenna blackish with basal segments brownish; punctures of dorsum finer; length 5.2-7.0 mm **pallidipennis**

Osnapis pallidipennis (Pic) New combination (Fig. 16a)

Aoria pallidipennis Pic, 1928, Bull. Soc. Zool. Fr., 53: 377 (Tonkin; PARIS).

Aoriatonkinea Pic, 1935, Mém. Exot. Entomol. 66: 21 (Tonkin:Chapa; PARIS). **New synonymy.**

DISTRIBUTION: Thailand, Vietnam.

MATERIAL EXAMINED. THAILAND :Doi Pui, 1685 m, Chiang Mai Prov., 1 ex., 17. vi. 1965, Y. Miyatake (KU).

Genus *Trichochrysea* Baly

Trichochrysea Baly, 1861, J. Entomol. 1: 195 (type: *Trichochrysea mouhoti* Baly, from Cambodia). —Jacoby, 1908, Fauna India, Coleopt. 2: 387. —Chen, 1935, Sinensia 6 (3): 235; 1940, ibid. 11 (5-6): 490. —Chûjô, 1956, Philip. J. Sci. 85 (1): 83. —Gressitt & Kimoto, 1961, Pac. Insects Monogr. 1A: 244. —Kimoto, 1964, J. Fac. Agr. Kyushu Univ. 13(2): 252.

KEY TO SPECIES OF *Trichochrysea*

- 1 (0). Elytron with both adpressed and erect hairs 2
 Elytron with erect hairs only 4
- 2 (1). Pronotum rugosely and closely impressed by deep, elongate punctures;
 elytron impressed with large and distinct punctures 3
 Pronotum with surface smooth, finely impressed by minute, round punctures;
 elytron impressed with fine punctures and their interstices smooth and shining; length 4.3-5.8 mm **morosa**
- 3 (2). Interstices of elytral punctures flat or slightly raised, but not irregular;
 length 5.8-8.3 mm **robusta**
 Interstices of elytral punctures irregularly convex; length 8.3-9.0 mm
 inaequalis
- 4 (1). Pronotum entirely reddish cupreous; antenna with apical segments more
 or less strongly expanded 5
 Not as above combination of characters 7
- 5 (4). Elytron entirely bluish 6
 Elytron greenish with a large, oblique, reddish cupreous marking which
 is narrow basally and widened posteriorly; length 5.9-7.6 mm **vitalisi**
- 6 (5). Pronotum with anterior corner sharply pointed and produced laterally;
 violaceous blue, head and pronotum reddish cupreous; length 5.3-
 6.0 mm **flameyi**
 Pronotum with anterior corner not pointed nor produced laterally; vio-
 laceous blue, pronotum and posterior half of head reddish cupreous;
 length 8.0-8.5 mm **annamita**
- 7 (4). Antenna with apical segments more or less strongly widened and flat-
 tened 8
 Antenna slender, filiform, apical segments not distinctly widened and
 flattened 14
- 8 (7). Side of pronotum immarginated at anterior portion 9
 Side of pronotum with complete margin 10
- 9 (8). Anterior margin of clypeus with a strongly produced sharp tooth in each
 side in male and slightly produced broad tooth in female; dorsal sur-
 faces covered with both whitish and blackish hairs; coloration varia-
 ble: 1) head red cupreous with marginal portion greenish, pronotum
 red cupreous with a pair of triangular markings united at middle gold-

- en green, elytron red cupreous with subbasal transverse band and subapical elongate marking, together with entire lateral, apical and sutural margins and most of basal margin, golden green, ventral surfaces mostly red cupreous; 2) ground color cupreous green to golden green with subbasal transverse band and subapical elongate marking bluish, ventral surfaces mostly golden green; 3) entirely blackish to violaceous blue; length 9.2-11.9 mm **mouhoti**
- Anterior margin of clypeus without any distinct tooth in side; dorsal surfaces covered with blackish hairs only; general color greenish blue, violaceous or purple; length 9.5-12.5 mm **imperialis**
- 10 (8). Elytron without distinct marking dorsally 11
Elytron violaceous blue with basal half and apical marking reddish cupreous; short ovate, general color violaceous blue; length 6.0-7.4 mm **hebe**
- 11 (10). Elytron blue or violaceous blue, not cupreous 12
Elytron greenish to reddish or purplish cupreous; general color violaceous or violaceous blue; scutellum sparingly punctate; length 7.8-9.5 mm **aeneipennis**
- 12 (11). 9th and 10th segments of antenna each slightly longer than broad 13
9th and 10th segments of antenna transversal; general color violaceous blue; length 7.8-8.5 mm **tarsata**
- 13 (12). Oblong-ovale, elytron subparallel sided and rounded at apex; dark blue; length 7.3-7.6 mm **similis**
Short ovate; elytron widest at humerus and gradually narrowed behind and rounded at apex; violaceous blue; length 6.3-7.0 mm **curta**
- 14 (7). Anterior margin of clypeus deeply and widely rounded 15
Anterior margin of clypeus nearly straight, pronotum slightly wider than long and nearly $1\frac{1}{5}$ times as wide as long; general color blackish blue, reddish cupreous or golden green; length 5.8-8.3 mm **mandarina**
- 15 (14). Clypeus without any long tooth laterally in male 16
Clypeus with a long tooth laterally in male; pronotum transversely shaped, quite twice as broad as long, surface extremely closely and strongly punctate, punctures nearly confluent at side; obscure aeneous, above purplish; length 6.3-7.4 mm **clypeata**
- 16 (15). Antenna nearly three times as wide as long in preapical segments 17
Antenna slenderer, nearly four times as long as wide in preapical segments; body relatively narrow; labrum piceous; pronotum nearly $1\frac{1}{5}$ times as wide as long; diameter of punctures generally narrower than their interstices; general color blackish blue, violaceous or greenish blue; length 5.2-5.9 mm **bidens**
- 17 (16). Pronotum widest slightly behind anterior margin and strongly narrowed posteriorly 18
Pronotum widest slightly before middle and narrowed anteriorly and more strongly so posteriorly 19
- 18 (17). Dorsal surfaces violaceous, blackish blue or greenish blue; length 8.0-8.3 mm **cephalotes**
Dorsal surfaces bluish green, with elytral humerus cupreous; length 8.0 mm **humeralis**
- 19(17). Pronotum with slightly raised latero-anterior tubercle which is covered with distinct punctures and fine hairs; punctures of pronotum stronger, diameter of punctures nearly twice as wide as their interstices; dorsal surfaces bluish green, violaceous blue or greenish cupreous; length 5.5-7.4 mm **multicolor**

Pronotum with distinctly raised latero-anterior tubercle which is smooth, shining and without distinct punctures; punctures of pronotum distinct, diameter of punctures nearly as wide as their interspaces; body broad, labrum bluish, violaceous or greenish; pronotum transverse, nearly $1\frac{1}{3}$ times as wide as long, widest slightly before middle and narrowed anteriorly and more strongly so posteriorly; general color blackish blue, violaceous or golden green; length 6.1-10.0 mm **hirta**

***Trichochrysea aeneipennis* (Lefèvre) New combination**

Heteraspis aeneipennis Lefèvre, 1890, Nouv. Arch. Mus. Paris, ser. 3, 2: 194 (Laos; PARIS); 1904, Miss. Pavie Indo-China, ser. 2, 3 (Zool.): 150 (Laos).

Heteraspis gloriosa Lef., 1893, Ann. Soc. Entomol. Fr. 62: 123 (Tonkin; PARIS). New **synonymy**.

Trichochrysea gloriosa: Chen, 1935, Sinensia 6 (3): 341 (S. China, Tonkin). -Gressitt & Kimoto, 1961, Pac. Insects Monogr. 1A: 246 (Tonkin).

DISTRIBUTION: S. China, Vietnam.

No additional material.

***Trichochrysea annamita* (Lefèvre)**

Heteraspis annamita Lef., 1877, Ann. Soc. Entomol. Fr., ser. 5, 7: 309 (Cochinchina, Hong-kong).

Trichochrysea annamita: Gressitt & Kimoto, 1961, Pac. Insects Monogr. 1A: 245 (S. China, Vietnam).

DISTRIBUTION: S. China, Vietnam.

No additional material.

***Trichochrysea bidens* (Lefèvre)**

Heteraspis bidens Lef., 1893, Ann. Soc. Entomol. Fr. 62: 124 (Tonkin).

Trichochrysea bedoci Pic, 1926, Mém. Exot. Entomol. 46: 11 (Tonkin; PARIS). **New synonymy**.

Trichochrysea bidens: Chen, 1935, Sinensia 6 (3): 344 (Tonkin). -Gressitt & Kimoto, 1961, Insects Monogr. 1A: 245 (Tonkin).

DISTRIBUTION: Thailand, Laos, Vietnam.

We could not trace the type location of this species. According to the redescription made by Chen (1935), this species seems to be identical with *Trichochrysea bedoci* Pic.

No additional material.

***Trichochrysea cephalotes* (Lefèvre)**

Heteraspis cephalotes Lef., 1893, Ann. Soc. Entomol. Fr. 62: 124 (Tonkin; PARIS),

Trichochrysea cephalotes: Chen, 1935, Sinensia 6 (3): 345 (Tonkin).

Trichochrysea viridipes Pic, 1936, Mém. Exot. Entomol. 67: 14 (Tonkin; PARIS). New **synonymy**.

DISTRIBUTION: Vietnam.

No additional material.

Trichochrysea clypea ta (Jacoby)

Heteraspis clypeata **Jacoby, 1889**, Ann. Mus. Civ. Genova, 27: 172 (Burma ; GENOVA, BM).
LefPvre, 1893, Ann. Soc. Entomol. Fr. 1893: 124 (Tonkin).

Trichochrysea clypeata: Jacoby, 1908, Fauna India, Coleopt. 2: 391, fig. 13 (Burma). -Chen, 1935, Sinensia 6 (3): 345 (Yunnan, Vietnam). -Gressitt & Kimoto, 1961, Pac. Insects Monogr. 1A: 246 (Yunnan, Vietnam).

DISTRIBUTION : Burma, Vietnam, China (Yunnan).

No additional material.

Trichochrysea curta Pic

Trichochrysea curta Pic, 1926, Mill. Exot. Entomol. 46: 12 (Tonkin ; PARIS).

DISTRIBUTION : Thailand, Laos, Vietnam.

This species might be proved as an infraspecific variation of *Trichochrysea hebe* (Baly) in future.

MATERIAL EXAMINED. THAILAND: Fang, 1 ex., 14. vi 1965, K. Morimoto (KU). **LAOS** : Savannakhet Prov., Savannakhet, 1 ex., 20. vii. 1965, Native collr (BISHOP). **VIETNAM**: 20 km N of Pleiku, 650 m, 1 ex., 9. v. 1960, S. Quate (BISHOP).

Trichochrysea hebe (Baly) (Fig. 18a)

Bromius hebe Baly, 1864, J. Entomol. 2: 220 (Siam ; BM).

Heteraspis hebe: Jacoby, 1889, Ann. Mus. Civ. Genova 27: 173 (Burma). LefPvre, 1890, Nouv. Arch. Mus. Paris. ser. 3, 2:194 (Laos) ; 1909, Miss. Pavie Indo-China, ser. 2, 3 (Zool.):150 (Laos).

Trichochrysea hebe: Jacoby, 1908, Fauna India, Coleopt. 2: 393 (Burma, Siam).

Trichochrysea splendida Achard, 1921, Bull. Soc. Entomol. Fr., 1921: 171 (Laos:Luang-Prabang). **New synonymy.**

DISTRIBUTION : Burma, Thailand, Laos.

We could not trace the type location of *Trichochrysea splendida* Achard. Judging from the original description, *T. splendida* is no doubt identical with *hebe* (Baly), in having the characteristic coloration and marking of the dorsal surfaces.

MATERIAL EXAMINED. LAOS : Umg. Vientiane. 3 exs., iii vi. 1963, Umgeb. Paklay, 1 ex.. 1963 (MUNCHEN) ; Vientiane Prov., Ban Van Eue, 1 ex., 30. ix. 1965, Native collr (BISHOP).

Trichochrysea hirta (Fabricius) (Fig. 16b)

Eumolpus hirtus Fabr., 1801, Syst. Eleuth. 1: 420 (Sumatra).

Bromius hirtus: Baly, 1867, Trans. Entomol. Soc. Lond., ser. 3, 4: 96 (Malacca, Tringanee, Penang, Sumatra, Java, Sylhet).

Heteraspis nitidissima Jacoby, 1888, Proc. Zool. Soc. Lond., 1888: 345 (China ; BM, MCZ).
LefPvre, 1893, Ann. Soc. Entomol. Fr. 1893: 125 (Cambodge: Luang Prabang). **New synonymy.**

- Heteraspis vestita*: Lefèvre, 1890, Nouv. Arch. Mus. Paris, ser. 3, 2: 194 (Laos); 1909, Miss. Pavie Indo-China, ser. 3, 3 (2001.): 150 (Laos).
- Heteraspis viridis* Jacoby, 1890, Entomologist, 1892 (Suppl.): 86 (Burma; BM). **New synonymy.**
- Trichochrysea nitidissima*: Lefèvre, 1893, Ann. Soc. Entomol. Fr. 62: 125 (Cambodge).
—Chen, 1935, Sinensia 6 (3): 343 (China). —Gressitt & Kimoto, 1961, Pac. Insects Monogr. 1A: 247 (China).
- Trichochrysea hirta*: Jacoby, 1908, Fauna India, Coleopt. 2: 390 (Sylhet, Malayan Is.). —Kimoto, 1972, Entomol. Ts. 93 (4): 145 (Annam).
- Trichochrysea viridis*: Jacoby, 1908, Fauna India, Coleopt. 2: 392 (Burma). —Chen, 1940, Sinensia 11 (5-6): 507 (China). —Gressitt & Kimoto, 1961, Pac. Insects Monogr. 1A: 245 (Burma).
- Trichochrysea scutellaris* Pic, 1926, Mém. Exot. Entomol. 46: 11 (Hoa-Binh; PARIS). —Gressitt & Kimoto, 1961, Pac. Insects Monogr. 1A: 248 (= *nitidissima*).
- Trichochrysea donckieri* Pic, 1926, Mém. Exot. Entomol. 46: 11 (Tonkin; PARIS). —Gressitt & Kimoto, 1961, Pac. Insects Monogr. 1A: 248 (= *nitidissima*).
- Trichochrysea diversicolor* Pic, 1939, VII Int. Congr. Entomol. Verh. 1: 344 (China; PARIS). —Gressitt & Kimoto, 1961, Pac. Insects Monogr. 1A: 247 (= *nitidissima*).

DISTRIBUTION : India, Burma, Thailand, Cambodia, Laos, Vietnam, Hainan, S. China, Malaya, Sumatra, Java.

According to the study on the material preserved in Paris Museum, the identification of *Trichochrysea vestita* by Lefèvre (1890, 1909) should be corrected as *hirta*. *T. vestita* is separable from *hirta* in having clypeus of male produced at either side into a strong tooth, and the dorsal surfaces always dark cupreo-aeneous.

MATERIAL EXAMINED. THAILAND: Kanchanaburi, 1300 ft, 6 exs., 21. v. 1962 (BANGKHEM); Chiangmai Prov., Fang (Agr. Expt. Stat.), 600 m, 1 ex., 14. vi. 1965, P. D. Ashlock (BISHOP); Fang, 3 exs., 14. vi. 1965, K. Morimoto; Doi Suthep, 1000 m, 1 ex., 12. vi. 1965, 1 ex., 19. vi. 1965, Y. Miyatake (KU). LAOS: Umgeb. Vientiane, 53 exs., iii-vi. 1963; Umgeb. Pakse 5 exs., 1963; Umgeb. Paklay, 3 exs., 1963; Umgeb. Vanky, 1 ex., 1963, 3 exs., 1964 (MUNCHEM); Bori-khane Prov., Pakkading, 2 exs., 17. v. 1965, Native collr; Khammouane Prov., Phon Tiou, 4 exs., 17. v. 1965, Native collr; Sedone Prov., Paksong, 2 exs., 16. v. 1965, Native collr; Vientiane Prov., Ban Van Eue, 1 ex., 15. v. 1966, Native collr; Ban Van Heue, 20 km E of Phou-kow-kuei, 1 ex., 1-15. v. 1965, J. A. Rondon, 1 ex., 15-31. v. 1965, Native collr (BISHOP). VIETNAM: 7 km SE of Dilinh (Djiring), 990 m, 1 ex., 2. v. 1960, R. E. Leech; 28 km N of Dilinh, 900 m, 1 ex., 22-28. iv. 1960, L. W. Quate (BISHOP); Hoa-Binh, Tonkin, 2 exs., A. Cooman (FREY).

Trichochrysea humeralis Pic

Trichochrysea humeralis Pic, 1928, Bull. Soc. 2001. Fr., 53: 378 (Tonkin: Hoa-Binh; PARIS).

DISTRIBUTION : Vietnam.

It is possible that this species is nothing but an infraspecific variation of *T. cephalotes* (Lefèvre).

No additional material.

Trichochrysea imperialis (Baly) (Fig. 2b)

Callomorpha imperialis Baly, 1861, J. Entomol. 1: 285 (N. China ; BM).

Bromius imperialis: Baly, 1865, J. Entomol. 2: 440 (N. China).

Heteraspis imperialis: Jacoby, 1888, Proc. 2001. Soc. Lond. 1888: 345 (China). —Lefèvre, 1893, Ann. Soc. Entomol. Fr. 1893: 123 (Tonkin, Lang-Son, Ha-Lang).

Trichochrysea imperialis: Achard, 1921, Bull. Soc. Entomol. Fr. 1921: 172 (key). —Chen, 1935, Sinensia 6 (3) : 339, fig. 28 (China, Tonkin). —Gressitt & Kimoto, 1961, Pac. Insects Monogr. 1A: 246 (China).

Trichochrysea reitteri Pic, 1939, Entomol. Nachr. Bl. 12: 158 ("NW China" ; PARIS). —Gressitt & Kimoto, 1961, Pac. Insects Monogr. 1A: 246 (= *imperialis*).

DISTRIBUTION : S. China, Vietnam.

No additional material.

Trichochrysea inaequalis Pic (Fig. 17b)

Trichochrysea inaequalis Pic, 1927, Mel. Exot. Entomol. 49: 22 (Tonkin: Chapa ; PARIS).

DISTRIBUTION : Laos, Vietnam.

MATERIAL EXAMINED. LAOS: Tonpheng, 1 ex., 31. iii. 1966, Native collr (BISHOP).

Trichochrysea lameyi (Lefèvre)

Heteraspis lameyi Lef., 1893, Ann. Soc. Entomol. Fr. 62: 123 (Tonkin ; PARIS).

Trichochrysea lameyi: Gressitt & Kimoto, 1961, Pac. Insects Monogr. 1A: 246 (Tonkin).

DISTRIBUTION : Vietnam.

No additional material.




Fig. 17. a, *Trichochrysea morosa* (Lefèvre); b, *T. inaequalis* Pic; c, *T. robusta* Pic.

Trichochrysea mandarina (Lefèvre)

Heteraspis mandarina Lef., 1893, Ann. Soc. Entomol. Fr. 62: 125 (Cochinchina; PARIS).

Trichochrysea mandarina: Clavareau, 1914, Coleopt. Cat. Junk 59: 83 (Cochinchina).

Trichochrysea coomani Pic, 1926, Mém. Exot. Entomol. 46: 11 (Tonkin; PARIS). New **synonymy**.

DISTRIBUTION: Thailand, Laos, Vietnam.

MATERIAL EXAMINED. THAILAND: Doi Suthep, 100 m, Chiang Mai Prov., 1 ex., 18. vi. 1965, K. Morimoto; Fang, 3 exs., 13. v. 1965, K. Morimoto; Khao Yai Nat. Park, 1 ex., 6. v. 1965, Y. Miyatake; Mae Chan, 1 ex., 13. vii. 1970, K. Yano (KU). LAOS: Umgeb. Vientiane, 8 exs., iii-vi. 1963; Umgeb. Vanky, 5 exs., 1963, 6 exs., 1964; Umgeb. Pakse, 3 exs., 1963; Paklay, 3 exs., 1963 (MUN-CHEN); Ban Van Heue, 20 km E of Phou-kow-kuei, 2 exs., 15-31. v. 1965, Native collr; Borikhane Prov., Pakkading, 1 ex., 17. v. 1965, 1 ex., 5. iv. 1966, 1 ex., 15. vi. 1966, Native collr; Sayaboury Prov., Sayaboury, 1 ex., 21. iv. 1966, Native collr (BISHOP). VIETNAM: Kontum, N of Pleiku, 550 m, 1 ex., 13. v. 1960, light trap, R. E. Leech; Ban Me Thuot, 500 m, 1 ex., 16-18. v. 1960, S. Quate (BISHOP).

Trichochrysea morosa (Lefèvre) (Fig. 17a)

Heteraspis morosa Lef., 1885, Mém. Soc. Sci. Liège, ser. 2, 11: 83, nota 1 (Siam: Juthia; PARIS); 1893, Ann. Soc. Entomol. Fr. 1893: 126 (Bords du Méking et montagnes de Chau-doc).

Trichochrysea morosa: Clavareau, 1914, Coleopt. Cat. Junk 59: 83 (Siam).

DISTRIBUTION: Thailand, "Indo-China".

MATERIAL EXAMINED. THAILAND: Sam Ngaw Tak, 1 ex., 25. v. 1959 (BANGKHEN).

Trichochrysea mouhoti Baly (Figs. 16c, 18b-c)

Trichochrysea mouhoti Baly, 1860, J. Entomol. 1: 196 (Cambodia; BM).

Bromius mouhoti: Baly, 1856, J. Entomol. 2: 440 (Cambodia).

Heteraspis mouhoti: Lefèvre, 1893, Ann. Soc. Entomol. Fr. 1893: 123 (Cambodge: Luang-Prabang).

Trichochrysea superba Pic, 1934, Mém. Exot. Entomol. 64: 6 (Indo-China; PARIS). **New synonymy**.

DISTRIBUTION: Thailand, Cambodia, Laos, Vietnam.

MATERIAL EXAMINED. THAILAND: Bangkok, 1 ex., 22. vi. 1959, Sam Ngaw Tak, 1 ex., 26. v. 1959 (BANGKHEM). LAOS: Umgeb. Pakse, 28 exs., 1963; Umgeb. Vientiane, 21 exs., iii-vi. 1963; Umgeb. Paklay, 2 exs., 1963; Umgeb. Vanky, 1 ex., 1964 (MUNCHEN); Sedone Prov., Pakse, 1 ex., 16. v. 1965, Native collr, 1 ex., 15. v. 1965, A. D. Ashlock; 5 km E of Pakse, 1 ex., 13. v. 1955, P. D. Ashlock; Sayaboury Prov., Sayaboury, 1 ex., 20. v. 1966, Native collr (BISHOP). VIETNAM: Ban Me Thuot, 500 m, 1 ex., 16-18. v. 1960, R. E. Leech (BISHOP).

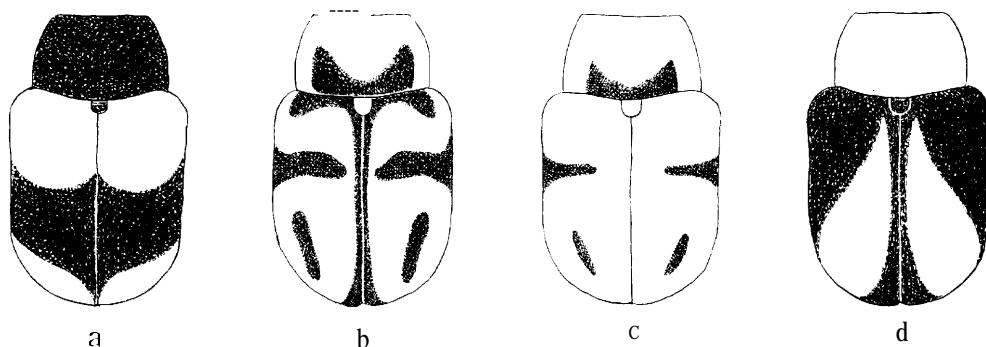


Fig. 18. a, *Trichochoyrysea hcbe* (Baly); b-c, *T. mouhoti* Baly; d, *T. vitalisi* (Berlioz).

Trichochoyrysea multicolor Pic

Trichochoyrysea multicolor Pic, 1926, Mél. Exot. Entomol. 46: 12 (Tonkin; PARIS).

DISTRIBUTION : Thailand, Laos, Vietnam.

In the type specimen, pronotum is green and elytron is cupreous. The specimens here treated are very variable on the coloration of the dorsal surface.

MATERIAL EXAMINED. THAILAND: Doi Suthep, 1000 m, Chiang Mai Prov., 3 exs., 18. vi. 1965, K. Morimoto (KU). LAOS: Umgeb. Vientiane, 1 ex., iii-vi. 1963, Umgeb. Pakse, 1 ex., 1963; Umgeb. Vanky, 1 ex., 1964 (MUNCHEN); Vientiane Prov., Phou Kou Khouei, 1 ex., 16. vi. 1966, Native collr; Ban Van Eue, 1 ex., 15-31. v. 1965, Native collr (BISHOP). VIETNAM: 20 km N of Pleiku, 1 ex., 650 m, 9. v. 1960, S. Quate (BISHOP); Hoa-Binh, Tonkin, 2 exs., A. Cooman (FREY).

Trichochoyrysea robusta Pic (Fig. 17c)

Trichochoyrysea robusta Pic, 1926, Mél. Exot. Entomol. 46: 12 (Tonkin; PARIS).

Trichochoyrysea griseonotata Pic, 1936, Mél. Exot. Entomol. 67: 14 (Hoa-Binh; PARIS), New synonymy.

Trichochoyrysea fasciata Chen, 1940, Sinensia 11: 506 (Tonkin: Hoa-Binh). New synonymy.

We have not studied the type of *fasciata* Chen, which was described by a single specimen from Hoa-Binh, collected by A. de Cooman. The type series of *griseonotata* Pic seems to be same as that of *fasciata* Chen.

MATERIAL EXAMINED. LAOS: Sayaboury Prov., Sayaboury, 1 ex., 5. v. 1966, 1 ex., 20. v. 1966, Native collr (BISHOP). VIETNAM: Hoa-Binh, Tonkin, 7 exs., A. Cooman (FREY).

Trichochoyrysea similis Chen

Trichochoyrysea similis Chen, 1935, Sinensia 6 (3): 342 (S. China). -Gressitt & Kimoto, 1961, Pac. Insects Monogr. 1A: 248 (S. China, Tonkin).

DISTRIBUTION: S. China, Vietnam.

No additional material.

Trichochrysea tarsata Achard

Trichochrysea tarsata Achard, 1921, Bull. Soc. Entomol. Fr. 1921: 171 (China). Chen, 1935, Sinensia 6 (3) : 341, fig. 29, 30 (China). —Gressitt & Kimoto, 1961, Pac. Insects Monogr. 1A : 248 (Tonkin).

DISTRIBUTION : S. China, Vietnam.

MATERIAL EXAMINED. LAOS: Sayaboury Prov., Sayaboury, 1 ex., 17. v. 1965, Native collr (BISHOP). VIETNAM: Hoa-Binh, 4 exs., A. Cooman (FREY).

Trichochrysea vitalisi (Berlioz) New combination (Fig. 18d)

Heteraspis vitalisi Berl 1917, Ann. Soc. Entomol. Fr. 86: 310 (Laos; PARIS).

DISTRIBUTION : "Thailand, Laos.

MATERIAL EXAMINED. THAILAND : Sam Ngow Tak, 1 ex., 29. v. 1959 (BANGKHEN). LAOS: Umg, Vientiane, 11 exs., iii-vi. 1963 (MUNCHEN).

Genus **Piomera** Baly

Piomera Baly, 1863, J. Entomol. 2: 156 (type : *Piomera brachialis* Baly, from Borneo). —Chapuis, 1874, Genera Coleopt. 10: 278. —Lefèvre, 1885, Mém. Soc. Sci. Liège, ser. 2, 11: 79.

KEY TO SPECIES OF *Piomera*

- | | | |
|--------|---|-----------------|
| 1 (0). | Tibia of anterior leg nearly straight and with a minute tooth subapically or without any distinct tooth | 2 |
| | Tibia of anterior leg strongly curved and with a large angulation subapically; length 5 mm (Bryant, 1941, Malaya, Singapore ; Fig. 19c)..... | malayana |
| 2 (1). | Body length shorter; elytron with interstices of longitudinal punctate striae distinctly raised and costate; tibia of anterior leg with a minute tooth subapically; length 3.4-3.5 mm | costata |
| | Body length longer; elytron with interstices of longitudinal punctate striae flat, not costate; tibia of anterior leg without any distinct tooth; length 4.0-4.5 mm | major |

Piomera costata Kimoto & Greshitt, n. sp. (Fig. 19a)

Body narrowly elongate, subparallel-sided ; entirely clothed with adpressed scale like setae white or reddish brown; general color reddish brown, antenna with apical segments in part infuscate.

Head rugosely punctate, vertex depressed on interocular area; clypeus depressed, strongly punctate, not covered by scale like setae, widened anteriorly, emarginate at anterior margin. Antenna slender, filiform, nearly 2/3 as long as body length, finely pubescent ; first segment robust, club-shaped; second nearly 3/5 as long as first, robust; third nearly twice as long as se-

cond, slender; fourth to sixth subequal to third in length and shape; seventh slightly longer than sixth and gradually widened apically; eighth slightly shorter and robuster than seventh; ninth and tenth subequal to eighth in length and shape; eleventh slightly longer than tenth and its apex pointed. Pronotum subcylindrical, slightly wider than long, side distinctly rounded, strongly rugosopunctate. Scutellum elongate, slightly narrowed posteriorly, apex rounded. Elytron elongate, much wider than pronotum at base, subparallel-sided and rounded at apex, dorsal surface closely punctate and partly arranged in ill-defined longitudinal rows and interstices of punctate striae distinctly raised and costate, especially on latero-apical part. Tibia of anterior leg with a minute tooth subapically.

Length 3.4-3.5 mm.

HOLOTYPE (BISHOP), THAILAND: Trang Prov., Khaophappa Khaochang, ZOO-400 m, 10. i. 1964, G. A. Samuelson. Paratopotype: 1 ex., same data as the holotype (KIMOTO) .

This new species somewhat resembles *P. major* Kimoto & Gressitt, but differs in being the body length shorter and having the interstices of longitudinal punctate striae distinctly raised and costate and tibia of anterior leg with a minute tooth subapically.

Piomela major Kimoto & Gressitt, n. sp. (Fig. 19b)

Body narrowly elongate, subparallel-sided ; entirely clothed with adpressed scale like setae white or pitchy brown; general color pitchy brown, clypeus and labrum reddish brown; antenna reddish brown with three or four apical segments infusate ; legs pitchy brown.

Head rugosely punctate, with a longitudinal impressed line on middle, de-




Fig. 19. a, *Piomela costata* Kimoto & Gressitt, n. sp. ; b, *P. major* Kimoto & Gressitt, n. sp. ; c, *P. malayuna* Bryant (1941), from Malaya.

pressed on inter-ocular area ; clypeus depressed, strongly punctate, not covered by scale like setae and widened anteriorly, emarginate at anterior margin. Antenna slender, filiform, nearly $2/3$ as long as body length, finely pubescent; first segment robust, club-shaped; second nearly $2/3$ as long as third, robust; third nearly $1\ 3/4$ times as long as second, slender; fourth to sixth subequal to third in length and shape ; seventh slightly longer than sixth and gradually widened apically ; eighth nearly $4/5$ as long as seventh and much robuster ; ninth nearly as long as eighth but slightly slenderer; tenth subequal to eighth but slightly narrower ; eleventh nearly $1\ 1/4$ times as long as tenth and its apex pointed. Pronotum subcylindrical, transverse, nearly $1\ 1/3$ times as wide as long; side distinctly rounded, strongly rugoso-punctate. Scutellum elongate, slightly narrowed posteriorly, apex rounded. Elytron elongate, much wider than pronotum at base, subparallel-sided and rounded at apex, dorsal surface closely punctate and partly arranged in ill-defined longitudinal rows and interstices of punctate striae flat.

Length 4. 0 -- 4. 5 mm.

HOLOTYPE (Type No. 2356, Kyushu Univ.), THAILAND: Doi Suthep, 1000 m, Chiang Mai Prov., 12. vi. 1965, K. Morimoto. Paratopotype: 1 ex., same data as the holotype (BISHOP).

This new species somewhat resembles *P. malayana* Bryant, but differs in having the tibia of anterior leg nearly straight and without any distinct tooth subapically.

Genus *Malegia* Lefevre

Malegia Lef., 1883, Bull. Soc. Entomol. Fr. ser. 6, 3: 65; 1885, Mém. Soc. Sci. Liège, ser. 2, 11: 73 (type: *Malegia letourneuxi* Lefevre, from Egypt), —Gressitt & Kimoto, 1961, Pac. Insects Monogr. 1A: 266.
Microlypesthes: Chen, 1940, Sinensia 11(5-6): 491.

KEY TO SPECIES OF *Malegia*

Legs entirely reddish brown ; cupreous with slight greenish luster ; antenna pitchy brown with basal segments paler; length 2.4-3.0 mm **aenea**
Legs pitchy black with anterior and middle tibiae reddish brown ; blackish, antenna with basal segments paler; length 2.4-3.0 mm **bicoloripes**

Malegia aenea (Chen) **New combination** (Fig. 20a)

Microlypesthes aeneus Chen, 1940, Sinensia 11 (5-6) : 517 (China).

Malegia flavipes Chûjô, 1942, Mushi, Fukuoka 14 (1) : 55 (Kwangtung ;TARI). Gressitt & Kimoto, 1961. Pac. Insects Monogr. 1A: 266 (China). **New synonymy.**

DISTRIBUTION: China, Vietnam, Thailand.

MATERIAL EXAMINED. THAILAND: Chiangmai Prov.. Chiangmai, 2 exs., 9. vi. 1965, P. D. Ashlock; Mae Cho, Chiangmai Prov., 1 ex., 9. vi. 1965, P. D.

Ashlock (BISHOP). VIETNAM: Ninh Hoa, N of Nha Trang, 1 ex., 28. xi. 1960, C. M. Yoshimoto; Nha Trang, 1 ex., 17-26. xi. 1960, C. M. Yoshimoto (BISHOP).

Malegia bicoloripes Pic

Malegia bicoloripes Pic, 1936, Mém. Exot. Entomol. 67: 16 (Tonkin; PARIS).

DISTRIBUTION: Vietnam.

No additional material.

Genus Lypesthes Baly

Lypesthes Baly, 1863, J. Entomol. 2: 152 (type: *Fidia atra* Motschulsky, from Japan). Chapuis, 1874, Genera Coleopt. 10: 273. Lefèvre, 1885, Mém. Soc. Sci. Liège, ser. 2, 11: 74. Jacoby, 1908, Fauna India, Coleopt. 2: 412. Chen, 1935, Sinensia 6 (3): 370; 1940, *ibid.* 11 (5-6): 491. -Chùjô, 1956, Philip. J. Sci. 85 (1): 101. Gressitt & Kimoto, 1961, Pac. Insects Monogr. 1A:269. -Ohno, 1958, J. Toyo Univ. 12: 178. Kimoto, 1964, J. Fac. Agr. Kyushu Univ. 13 (2): 256.

Leptotes Baly, 1863, J. Entomol. 2: 158 (type: *Endoxus gracilicornis* Baly, from Hongkong). - Chapuis, 1847, Genera Coleopt. 10: 279. Lefèvre, 1885, Mém. Soc. Sci. Liège, ser. 2, 11: 80. -Jacoby, 1908, Fauna India, Coleopt. 2: 425.

Talmonus Fairmaire, 1889, Ann. Soc. Entomol. Fr. ser. 6, 9: 71 (type: *Talmonus farinosus* Fairmaire, from Moupin).

KEY TO SPECIES OF *Lypesthes*

- 1 (0). Elytron covered with adpressed and erect hairs, sometimes with white powdery excrescence..... 2
 Elytron covered with only simple hairs 3
- 2 (1). Median longitudinal area of pronotum, a broad longitudinal stripe parallel to elytral suture from base to apex, two other short but equally broad longitudinal stripes at base, and a broad transverse band on middle portion of each elytron, covered by chestnut hairs, and posterior portion covered by pale yellow hairs; length 7 mm **bisquamosus**
 Dorsal surfaces covered by adpressed extremely fine white hairs and erect white hairs, and also covered with white powdery excrescence; black, antenna with basal segments brownish; length 3.4-5.0 mm **albidus**
- 3 (1). Dorsal surfaces covered with extremely fine white hairs; black, antenna with basal segments brownish; length 8 mm **impessus**
 Dorsal surfaces thickly covered by stout hairs and not covered with white powdery excrescence; coloration reddish brown; length 3.0 mm ... **rufus**

Lypesthes albidus Pic (Fig. 20b)

Lypesthes albidus Pic, 1923, Mém. Exot. Entomol. 40: 16 (Cochinchina; PARIS).

DISTRIBUTION: Thailand, Laos, Vietnam.

MATERIAL EXAMINED. THAILAND: Chiang Mai Prov., Tan Keo, Doi Suthep, 1 ex., 10. vi. 1965, Y. Miyatake (KU). LAOS: 100 m, Uekinak, nr Pakkading, 1 ex., 22. iv. 1965, J. L. Gressitt (BISHOP). VIETNAM: 7 km SE of Dilinh

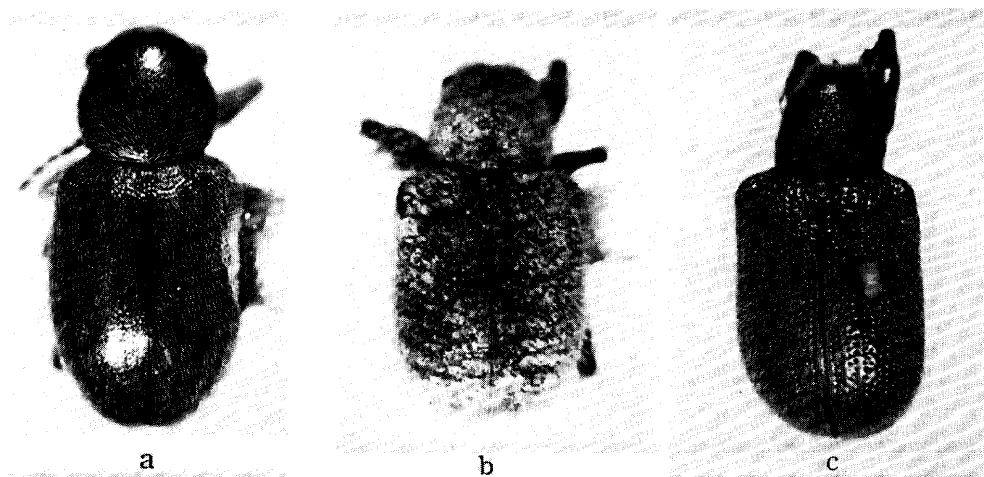


Fig. 20. a, *Malegia aenea* (Chen) ; b, *Lypesthes albidus* Pic ; c, *L. fulvus* Baly (1878), from S. China, Taiwan, Japan.

(Djiring), 990 m, 1 ex., 2. v. 1960, R. E. Leech; 20 km N of Peliku, 650 m, 1 ex., 9. v. 1960, L. W. Quate (BISHOP).

***Lypesthes bisquamosus* Chen**

Lypesthes bisquamosus Chen, 1935, Sinensia 6 : 374 (Tonkin ; PARIS). --Gressitt & Kimoto, 1961, Pac. Insects Monogr. 1A : 270 (Tonkin).

DISTRIBUTION : Vietnam.

No additional material.

***Lypesthes impressus* (Pic) New combination**

Leptotes impressa Pic, 1928, Mém. Exot. Entomol 52: 26 (Tonkin:Chapa ; PARIS).

DISTRIBUTION: Laos, Vietnam.

MATERIAL EXAMINED. LAOS: Sayaboury Prov., Sayaboury, 1 ex., 5. v. 1966, Naitve collr (BISHOP). VIETNAM: Hoa-Binh, Tonkin, 3 exs., A. Cooman (FREY).

***Lypesthes rufus* (Pic) New combination**

Leptotes rufus Pic, 1924, Mém. Exot. Entomol. 41: 6 (Tonkin).

DISTRIBUTION: Vietnam.

We could not trace the type location of this species. Judging from the original description, it is doubtful whether this species is surely a member of present genus. Pic compared this species with *Lypesthes fulvus* (Baly) (Fig. 20c). The body length of this species is 3 mm and of *fulvus* is 7 mm or so.

Genus *Pseudometaxis* Jacoby

Pseudometaxis Jac., 1900, Mém. Soc. Entomol. Belg. 7: 101 (type: *Pseudometaxis serratithorax* Chen, = *Pseudometaxis serraticollis* Jacoby, 1900, from Burma, nec Baly, 1867, from Penang); 1908, Fauna India, Coleopt. 2: 424. Pic, 1929, Bull. Soc. 2001. Fr. 54: 140. —Chen, 1935, Sinensia 6 (3): 347; 1940, *ibid.* 11 (5-6): 490. —Chûjô, 1956, Philip. J. Sci. 85 (1): 88. —Gressitt & Kimoto, 1961, Pac. Insects Monogr. 1A: 253.

KEY TO SPECIES OF *Pseudometaxis*

- 1 (0). Suberect hairs covering dorsal surface of elytron closer, longer and slenderer; pitchy brown, in some specimens femora brownish in various degrees; antenna reddish brown with apical segments brownish 2
Suberect hairs covering dorsal surface of elytron sparser, shorter and robust; adpressed scales covering dorsal surface of elytron partly brownish and partly pitchy brown, and in many cases forming irregular bands; reddish to pitchy brown, antenna and legs reddish brown; length X.2-4.0 mm *serraticollis*
- 2 (1). Dorsal surface of elytron without any distinct markings or bands; length 3.8-4.5 mm *tonkineus*
Dorsal surface of elytron with distinct marking or band; length 3.2-4.2 mm *minutus*

Pseudometaxis minutus Pic (Fig. 21a)

Pseudometaxis minutus Pic, 1923, Mém. Exot. Entomol. 40: 16 (China; PARIS); 1929, Bull. Soc. Zool. Fr. 54: 141 (China, Tonkin). —Chen, 1935, Sinensia 6 (3): 348 (Yunnan). —Gressitt & Kimoto, 1961, Pac. Insects Monogr. 1A: 254 (Yunnan).

Leptotes submaculatus Pic, 1924, Mém. Exot. Entomol. 41: 6 (Tonkin; PARIS). New **synonymy**.

Pseudometaxis minutus var. *angulosus* Pic, 1929, Bull. Soc. Entomol. Fr. 1929: 147 (Yunnan).

Pseudometaxis bicoloripes Pic, 1929, Bull. Soc. Zool. Fr. 54: 141 (Yunnan; with var. *reductus*; PARIS). —Gressitt & Kimoto, 1961, Pac. Insects Monogr. 1A: 254 (= *minutus*).

DISTRIBUTION: SW China, Vietnam, Thailand.

MATERIAL EXAMINED. THAILAND: Doi Suthep, 1300 m, Chiang Mai Prov., 1 ex., 8. vi. 1965, P. D. Ashlock (BISHOP), Doi Suthep, 1000 m, 1 ex., 12. v. 1965, 1 ex., 18. vi. 1965, K. Morimoto; Doi Pui, 1300 m, 1 ex., 8. vi. 1965, Y. Miyatake (KU). VIETNAM: Hoa-Binh, Tonkin, 1 ex., A. Cooman (FREY).

Pseudometaxis serraticollis (Baly) (Fig. 21b)

Demotina serraticollis Baly, 1867, Trans. Entomol. Soc. Lond., ser. 3, 4 (2): 85 (Penang). —Jacoby, 1889, Ann. Mus. Civ. Genova 27: 169 (Burma). —Lefèvre, 1893, Ann. Soc. Entomol. Fr. 122 (Cochinchina, Sumatra). —Jacoby, 1908, Fauna India, Coleopt. 2: 429 (Burma, Penang).

Pseudometaxis serraticollis: Chen, 1940, Sinensia 11 (5-6): 509 (genus).

Pseudometaxis maculatus Chûjô, 1964, Nature and Life in SE Asia, Kyoto 3: 279. pl. 25, fig. 16 (Thailand; CHUJO). New **synonymy**.

DISTRIBUTION: Burma, Thailand, Vietnam, Malaya, Sumatra.

We could not trace the type location of *serraticollis*.

MATERIAL EXAMINED. THAILAND: Chiang Mai Prov., Doi Suthep, 1300 m,

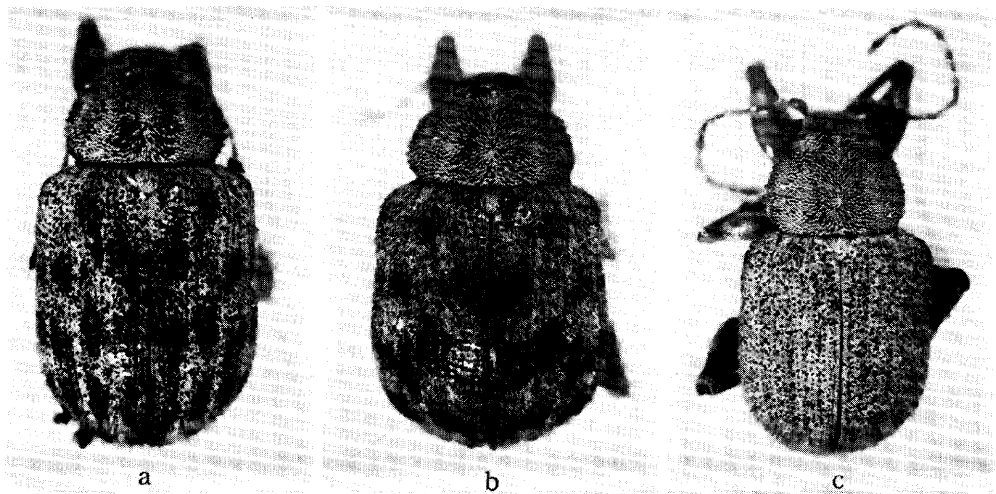


Fig. 21. a, *Pseudometaxis minutus* Pic; b, *P. serraticollis* (Baly); c, *P. tonkineus* Pic.

2 exs., 8. vi. 1965, P. D. Ashlock (BISHOP) ; Doi Suthep, 1000 m, 1 ex., 17. vi. 1965, K. Morimoto; Doi Pui, 1300 m, 2 exs., 17. vi. 1965, K. Morimoto, Doi Pui, 1685 m, 2 exs., 17. vi. 1965, Y. Miyatake; Botanical Garden, Chiang Mai, 1 ex., 12. vi. 1965, Y. Miyatake; Chiang Mai, 1 ex., 12. vi. 1965, K. Morimoto; Mae Klang Water Fall, nr. Chom Thong, 33 exs., 11. vi. 1965, K. Morimoto & Y. Miyatake; Khao Chong, nr. Trung, 1 ex., 26. vi. 1965, Y. Miyatake (KU).

***Pseudometaxis tonkineus* Pic (Fig. 21c)**

Pseudometaxis tonkineus Pic, 1924, Mém.Exot. Entomol. 41 : 7 (Tonkin; PARIS) ; 1929, Bull. Soc. 2001. Fr. 54: 141 (Tonkin).

Pseudometaxis hirsutus Pic, 1928, Mém.Exot. Entomol. 52: 26 (Tonkin; Chapa; PARIS) ; 1929, Bull. Soc.Zool. Fr. 54 : 141 (Tonkin). New **synonymy**.

DISTRIBUTION: Thailand, Vietnam.

This species closely resembles *P. minutus* Pic, but is separable in having the dorsal surface of elytron without any distinct marking. However, it is possible that this species is nothing but a infraspecific variation of *minutus* Pic.

MATERIAL EXAMINED. THAILAND: Chiang Mai Prov., Doi Suthep, 1000 m, 1 ex., 12. vi. 1965, P. D. Ashlock (BISHOP), 1 ex., 8. vi. 1965, K. Morimoto, 5 exs., 18. vi. 1965, K. Morimoto & Y. Miyatake; Doi Pui, Chiang Mai Prov., 3 exs., 8. vi. 1965, Y. Miyatake (KU).

Genus *Hyperaxis* Gemminger & Harold

Metaxis Baly, 1863 (nec de Chaudoir, 1850), J. Entomol. 2: 157 (type : *Metaxis sellata* Baly, from Borneo). -Chapuis, 1874, Genera Coleopt. 9: 279.

Hyperaxis Gemm. & Har., 1874, Cat. Coleopt. 9: 3377. Lefèvre, 1885, Mém.Soc. Sci. Liège, ser. 2, 11: 79. Jacoby, 1908, Fauna India, Coleopt. 2: 417. -Chen, 1940, Sinensia 11

(5-6) : 490. Gressitt & Kimoto, 1961, Pac. Insects Monogr. 1A : 252. Kimoto, 1964, J. Fac. Agr. Kyushu Univ. 13(2) : 253.

KEY TO SPECIES of *Hyperaxis*

- 1 (0). Dorsal surface of elytron covered with erect hairs and adpressed scales 2
 Dorsal surface of elytron covered with adpressed scales only; pale to dark reddish brown, antenna entirely reddish brown ; length 5. 0 mm **scutellatus**
- 2 (1). Elytral surface covered with erect hairs finer 3
 Elytral surface covered with erect hairs robust 4
- 3 (2). Elytral surface with some irregular markings blackish, erect hairs longer and adpressed scales finer; yellowish to reddish brown ; length 3. 0 -4. 2 mm **pallidipes**
 Elytral surface without any distinct markings, erect hairs shorter, and adpressed scales robust; yellowish to reddish brown, with tibiae, tarsi and apex of femora pitchy brown; length 3. 8-4. 0 mm **tanongchiti**
- 4 (2). Elytral surface without any distinct markings; black, antenna reddish brown with apical segments pitchy brown; legs black with median portion of femora of middle leg brownish ; length 4. 2 5. 2 mm **ariyani**
 Elytral surface with several stripes or markings white; black, antenna dark reddish brown with apical segments slightly darker; legs mostly black; length 1.2 4.5 mm **maculatus**

Hyperaxis ariyani Chûjô (Fig. 22a)

Hyperaxis ariyani Chûjô, 1964, Nature and Life in SE Asia, Kyoto 3: 273, pl. 25, fig. 15 (Thailand : Chiang Mai; CHUJO).

DISTRIBUTION : Thailand.

MATERIAL EXAMINED. **THAILAND:** Chiangmai Prov., Doi Pui, 2 exs., 2. iv. 1958, 5 exs., 1 8. iv. 1958, T. C. Maa (BISHOP), 3 exs., 8. vi. 1965, Y. Miyatake (KU).

Hyperaxis maculatus Kimoto & Gressitt, n. sp. (Fig. 22b)

Oval; general color black, elytral surface with several stripes or markings white; antenna dark reddish brown with apical segments slightly darker; legs largely pitchy black.

Head thickly covered with scale like setae, with a feeble longitudinal impressed line on middle and depressed on interocular area ; clypeus convex, not covered with scale like setae, strongly punctate, widened anteriorly. Antenna slender, filiform, nearly as long as body length; first segment robust, somewhat club-shaped ; second nearly 2/3 as long as first, and 1 1/3 times as long as wide ; third slender, nearly 2 3/4 times as long as second, slender ; fourth to seventh subequal to third in length and shape; eighth slightly shorter than seventh; ninth to tenth subequal to eighth in length and shape; eleventh subequal to tenth in length but its apex pointed. Pronotum transverse, nearly 1 1/3 times as wide as long, side rounded, widest slightly behind middle

and strongly narrowed anteriorly and less strongly so posteriorly; dorsum strongly convex, closely covered with scale like setae. Scutellum subpentagonal, narrowed posteriorly and apex rounded; dorsum thickly covered by scale like setae. Elytron much wider than pronotum at base, slightly widened posteriorly and rounded at apex; dorsum strongly convex, thickly covered with erect hairs black and adpressed scales black and white, and forming several stripes or markings. Anterior and posterior femora each with a large tooth.

Length 4.2 – 4.5 mm.

HOLOTYPE (BISHOP), VIETNAM: Ban Me Thout, 500 m, 1 ex., 16-18. v. 1960, S. Quate. Paratypes : VIETNAM: 33 km NE of Ban Me Thuot, 870 m, 1 ex., 18. v. 1960, L. W. Quate (KIMOTO) ; 7 km SE of Dilinh (Djiring), 990 m, 1 ex., v. 1960, R. E. Leech (BISHOP) ; LAOS: Wapikhamthong Prov., Wapi, 1 ex., 15. iii. 1967, light trap, Native collr (BISHOP).

This new species closely resembles *H. scutellatus* (Baly), but differs in having the robust erect hairs beside the adpressed scales on the surface of elytron.

Hyperaxis pallidipes (Pic) New combination (Fig. 24a)

Pseudometaxis pallidipes Pic, 1929, Bull. Soc. Entomol. Fr. 54: 147 (Indo-China; PARIS) ; 1929, Bull. Soc. 2001. Fr. 54: 141 (Tonkin).

DISTRIBUTION : Thailand, Vietnam.

MATERIAL EXAMINED. THAILAND: Chiang Mai Prov., Doi Pui, 1685 m, 1 ex., 17. vi. 1965, P. D. Ashlock (BISHOP), Doi Pui, 1300-1685 m, 2 exs., 17. vi. 1965, K. Morimoto & Y. Miyatake (KU). VIETNAM: Dak Song, 75 km SW of Ban Me Thuot, 870 m, 1 ex., 19-21. v. 1960, L. W. Quate ; DiLinh (Djiring), 1200 m, 2 exs., 22-28. iv. 1960, L. W. Quate ; Pleiku, 700 m, 1 ex., 8-14. v. 1960, Malaise trap, L. W. Quate; 20 km N of Pleiku, 650 m, 2 exs., 9. v. 1960, S. Quate (BISHOP).

Hyperaxis scutellatus (Baly)

Demotina scutellata Baly, 1863, J. Entomol. 2: 159 (N. China; BM).

Hyperaxis harmandi Lefèvre, 1893, Ann. Soc. Entomol. Fr. 62: 122 (Tonkin; PARIS). New synonymy.

Pseudometaxis inhirsutus Pic, 1923, Mel. Exot. Entomol. 40: 16 (China ; PARIS) ; 1929, Bull. Soc. 2001. Soc. Fr. 54: 140 (China). Gressitt & Kimoto, 1961, Pac. Insects Monogr. 1A: 253 (= *scutellatus*) .

Leprotus rufonotatus Pic, 1923, Mel. Exot. Entomol. 41 : 6 (Tonkin; PARIS). New synonymy.

Pseudometaxis robustus Pic, 1929, Bull. Soc. 2001. Fr. 54: 140 (Tonkin; Chapa; PARIS). New synonymy.

Pseudometaxis niger Chen, 1935, Sinensia 6 (3) : 348, fig. 31, 32 (China ; PARIS). -Gressitt & Kimoto, 1961, Pac. Insects Monogr. 1A : 253 (= *scutellatus*).

Hyperaxis niger: Chen, 1940, Sinensia 11 (5-6) : 509 (China).

Hyperaxis scutellatus : Gressitt & Kimoto, 1961, Pac. Insects Monogr. 1A : 253 (China).

DISTRIBUTION : Vietnam, Hainan, S. China.




Fig. 22. a, *Hyperaxis ariyai* Chûjô; b, *H. maculatus* Kimoto & Gressitt, n. sp. ; c, *H. tanongchiti* Kimoto & Gressitt, n. sp.

The type of *L. rufonotatus* Pic, preserved in Paris Museum, is not in good condition. However, this species seems to be the same as *scutellatus* (Baly). The type of *Hyperaxis harmandi* Lefèvre is the most pale colored specitnen and of *P. robustus* is the most dark colored one.

No additional material.

Hyperaxis tanongchiti Kimoto & Gressitt, n. sp. (Fig. 22c)

Oval; general color yellowish to reddish brown; antenna reddish brown with four or five apical segments pitchy brown; legs reddish brown with tibiae, tarsi and apex of femora pitchy brown.

Head thickly covered with scale like setae, with a feeble longitudinal impressed line on middle and depressed on interocular area; clypeus convex, not covered with scale like setae, strongly punctate, widened anteriorly. Antenna robust, nearly $\frac{3}{4}$ as long as body length; first segment robust, somewhat club-shaped ; second nearly half as long as first and $1\frac{1}{2}$ times as long as wide ; third slender, nearly $2\frac{1}{2}$ times as long as second; fourth slightly shorter than third; fifth subequal to fourth in length and shape ; sixth slightly shorter than fifth; seventh as long as sixth but widened apically; eighth shorter than seventh and nearly twice as long as wide; ninth and tenth subequal to eighth in length and shape; eleventh slightly longer than tenth and its apex pointed. Pronotum transverse, nearly $1\frac{3}{5}$ times as wide as long, side rounded, widest slightly behind middle and strongly narrowed anteriorly and less strongly so posteriorly; dorsum strongly convex and slightly depressed along anterior margin, closely covered with scale like setae. Scutellum subpentagonal, narrowed posteriorly and apex rounded, dorsum thickly covered by scale like setae. Elytron much wider than pronotum at

base, slightly widened posteriorly and rounded at apex; dorsum strongly convex, without any distinct marking, thickly covered with erect hairs and adpressed scales both brown. Anterior and posterior femora each with a large tooth.

Length 3.8-4.0 mm.

HOLOTYPE (BANGKHEN), THAILAND: Uthaithani, 13. iv. 1963. Paratopotype : 1 ex., same data as the holotype (KU).

This new species somewhat resembles *H. pallidipes* (Pic), but is separable in having the erect hairs shorter and the adpressed scales robuster.

The scientific name of this new species is dedicated to Dr. Tanongchit Wongsiri, Director of Entomology and Zoology Division, Department of Agriculture, Bangkhen, Bangkok.




Fig. 23. a, *Hemiplatys pascoei* Baly, clorsal view, b, ditto, lateral view.

Genus *Hemiplatys* Baly

Hemiplatys Baly, 1863, J. Entomol. 2: 160 (type : *Hemiplatys pascoei* Baly, from Cambodia).
Chapuis, 1874, Genera Coleopt. 10: 282. Lefèvre, 1885, Mém. Soc. Sci. Liège, ser. 3, 11: 81.

Hemiplatys pascoei Baly (Fig. 23)

Hemiplatys pascoei Baly, 1863, J. Entomol. 2: 160 (Cambodia; BM).

DISTRIBUTION : Cambodia, Vietnam.

Body subelongate, subcylindrical, piceous, covered above with long, sub-erect, strongly curved scales ; surface of thorax irregular, remotely punctate,

border scales on disc intermingled with slender hair-like scales; elytron deeply punctate, interspaces thickened and elevated; disc with five or six tufts of large, rigid, erect, blackish scales, apices of which are, as usual, prolonged into a slender thread; length 3.2-3.6 mm.

MATERIAL EXAMINED. VIETNAM: Mt. Lan Bian, 1500-2000 m, 1 ex., 19. v.-8. vi. 1961, N. R. Spencer (BISHOP).

Genus *Demotina* Baly

Demotina Baly, 1863, J. Entomol. 2: 158 (type : *Demotina bowringii* Baly, from Hongkong). -Chapuis, 1874, Genera Coleopt. 10: 281. —Lefèvre, 1885, Mém. Soc. Sci. Liège, ser. 2, 11: 80. —Jacoby, 1908, Fauna India, Coleopt. 2: 427. —Chen, 1935, Sinensia 6 (3): 250; 1940, ibid. 11 (5-6) : 490. —Chûjô, 1956, Philip. J. Sci. 85 (1) : 92. -Gressitt & Kimoto, 1961, Pac. Insects Monogr. 1A : 250. —Kimoto, 1964, J. Fac. Agr. Kyushu Univ. 13(2) : 254.

KEY TO SPECIES OF *Demotina*

- Each elytron with a longitudinal ridge behind middle and in some cases with another one latero-apically; reddish brown to pitchy black, pronotum and elytron marked with irregular, ill-defined blackish markings ; antenna entirely reddish brown; **legs** reddish brown with apical portions of femora, subbasal and subapical portions of tibiae blackish ; length 3. 3-3.8 mm **tuberosa**
- Each elytron without any distinct ridge; dark reddish brown to pitchy brown ; antenna reddish brown, with apical segments usually darker, each elytron sometimes with a white marking consisting of mass of scales on subbasal area, and with ill-defined irregular blackish markings which vary in their shape and size; length 2.2-2.8 mm **bowringii**

Demotina bowringii Baly (Fig. 24b)

Demotina bowringii Baly, 1863, J. Entomol. 2 : 159 (Hongkong; BM). --Chen, 1935, Sinensia 6 (3) : 351 (China). —Gressitt & Kimoto, 1961, Pac. Insects Monogr. 1A : 250 (China).

DISTRIBUTION : Thailand, Laos, Vietnam, S. China, Hainan.

MATERIAL EXAMINED. THAILAND: Doi Pui, Chiang Mai, 1300 m, 2 exs., 17. vi. 1965, K. Morimoto (KU), 1 ex., 2. iv. 1958, T. C. Maa (BISHOP). LAOS: Sedone Prov., Paksong, 3 exs., 17-18. v. 1965, P. D. Ashlock (BISHOP). VIETNAM: Dalat, 1500 m, 4 exs., 29. iv. - 4. v. 1960, L. W. Quate; Dalat, 6 km S, 1400-1500 m, 2 exs., 9. vi. - 7. vii. 1961, N. R. Spencer; 18 km NW of Dalat, 1300 m, 2 exs., 4-5. v. 1960, S. Quate & L. W. Quate ; Fyan, 1200 m, 3 exs., 11. vii. - 1. viii. 1961, N. R. Spencer ; Fyan, 900-1000 m, 1 ex., 11. vii. - 9. viii. 1961, N. R. Spencer; Blao (Balao), 5000 m, 2 exs., 14-21. x. 1960, C. M. Yoshimoto; Mt. Lang Bian, 1500-2200 m, 1 ex., 9. v. - 8. vi. 1961, N. R. Spencer ; M'Drak, E of Ban Me Thuot, 4-600 m, 1 ex., 8-19. xii. 1961, N. R. Spencer; Ap Hung-Lam, 21 km NW of Dilinh, 1100 m, 1 ex., 29. ix. - 5. x. 1960, C. M. Yoshimoto (BISHOP).

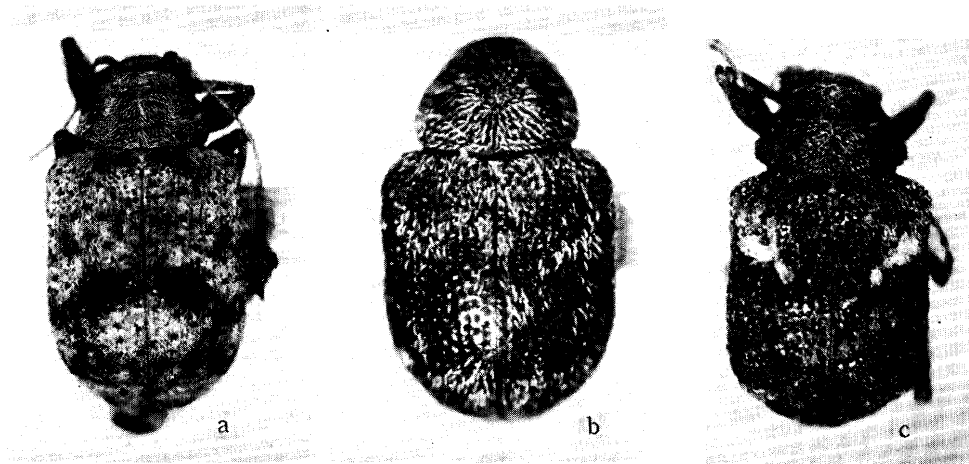


Fig. 24. a, *Hyperaxis pallidipes* (Pic); b, *Demotina bowringii* Baly; c, *D. tuberosa* Chen.

***Demotina tuberosa* Chen (Fig. 24c)**

Demotina tuberosa Chen, 1935, Sinensia 6 (3) : 354, fig. 33 (S. China, Tonkin; PARIS).
-Gressitt & Kimoto, 1961, Pac. Insects Monogr. 1A : 252 (S. China, Tonkin).—Kimoto,
1964, J. Fac. Agr. Kyushu Univ. 13 (2) : 255 (Japan).

Demotina japana Ohno, 1960, Trans. Shikoku Entomol. Soc. 6 (6) : 65 (Japan; OHNO).
—Chûjô & Kimoto, 1961, Pac. Insects 3 (1) : 144 (= *tuberosa*).

DISTRIBUTION: Laos, Vietnam, S. China, Japan.

MATERIAL EXAMINED. LAOS: Sedone Prov., Paksong, 2 exs., 17-18. v. 1965, P. D. Ashlock (BISHOP). VIETNAM: Fyan, 1200 m, 2 exs., 11. vii. - 9. viii. 1961, N. R. Spencer; 20 km from DiLinh (Djiring), 1 ex., 22-28. iv. 1960, L. W. Quate (BISHOP).

Genus *Aoria* Baly

Aoria Baly, 1863, J. Entomol. 2: 149 (type : *Adoxus nigripes* Baly, from Hong Kong). —Chapuis, 1874, Genera Coleopt. 10: 270. —Lefèvre, 1885, Mém. Soc. Sci. Liège, ser. 2, 11: 71. —Jacoby, 1908, Fauna India, Coleopt. 2: 396. —Chen, 1935, Sinensia 6 (3) : 362; 1940, *ibid.* 11 (5-6) : 491. —Chûjô, 1956, Philip. J. Sci. 85 (1) : 111. —Gressitt & Kimoto, 1961, Pac. Insects Monogr. 1A : 256. —Kimoto, 1964, J. Fac. Agr. Kyushu Univ. 13 (2) : 260.

Pseudoaoriana Pic, 1930, Mém. Exot. Entomol. 56: 3 (type : *Pseudoaoria (Pseudoaoriana) lemoulti* Pic, = *Aoria rufostacea* Fairmaire).

KEY TO SPECIES OF *Aoria*

Elytron reddish brown with three pairs of black spots; pronotum reddish brown with or without a blackish marking at middle; reddish brown, ventral surfaces in part blackish, antenna reddish brown; length 5.5-6.0 mm *bowringii*
Elytron without black spots; coloration variable: dorsum entirely reddish brown, entirely black or reddish brown with prothorax black, ventral surfaces

entirely black, entirely reddish brown or reddish brown with prothorax blackish; antenna blackish with basal segments brownish, legs blackish, in some specimen brownish in various degrees ; length 4.2-5.8 mm **nigripes**

Aoria bowringii (Baly) (Fig. 25a)

Adoxus bowringii Baly, 1860, J. Entomol. 1: 27 (Nepal, N. India ; BM).

Aoria bowringii: Baly, 1867, Trans. Entomol. Soc. Lond., ser. 3, 4 (2) : 79, pl. 4, fig. 1 (Malacca, Borneo, Penang, Burma, Cambodia, N. China). —Lefèvre, 1889, Ann. Soc. Entomol. Fr., ser. 6, 9: 296 (Tonkin: Lien-Son) ; 1890, Nouv. Arch. Mus. Paris, ser. 3, 2: 193 (Laos) ; 1893, Ann. Soc. Entomol. Fr., 1893: 121 (Tonkin: Ha-Lang) ; 1904, Miss. Pavie Indo-China, ser. 3, 3: 150 (**Laos**). —Jacoby, 1908, Fauna India, Coleopt. 2: 397, fig. 137 (Nepal, India, Burma, Andamans, Sumatra, N. China). —Chen, 1935, Sinensia 6 (3): 365 (China, Tonkin, Nepal, India, Burma, Andamans, Sumatra). —Gressitt & Kimoto, 1961, Pac. Insects Monogr. 1A: 258, fig. 14 (S. China, Hainan). —Chûjô, 1964, Nature and Life in SE Asia, Kyoto 3: 267 (Thailand).

DISTRIBUTION: India, Burma, Andamans, Thailand, Cambodia, Laos, Vietnam, Malaya, Borneo, China, Hainan.

MATERIAL EXAMINED. THAILAND: Khao Chong, nr. Trung, 1 ex., 26. vi. 1965, Y. Miyatkae (KU) ; Kanchanaburi, 1300 ft, 3 exs., 21. v. 1962, Kanchanaburi, 2500 ft, 2 exs., 21. v. 1962 (BANGKEN). LAOS: Attapeu Prov., Houei Kong, 1 ex., 31. v. 1965, Native collr (BISHOP) ; Umgeb. Vientiane, 1 ex., iii-vi. 1963 (MUNCHEN). VIETNAM: Dak Song, 76km SW of Ban Me Thuot, 870 m, 2 exs., 19-21. v. 1960, L. W. Quate (BISHOP).

Aoria nigripes (Baly) (Fig. 25b)

Adoxus nigripes Baly, 1860, J. Entomol. 1: 28 (Hongkong; BM).

Aoria mouhoti Baly, 1878, J. Linn. Soc. Lond., 14: 247 (Cambodia, Laos ; BM). New **synonymy**.

Aoria nigripes: Jacoby, 1884, Notes Leyd. Mus. 6: 203 (Sumatra). —Fairmaire, 1888, Ann. Soc. Entomol. Fr., ser. 6, 8: 372 (Tonkin). Lefevre, 1889, Ann. Soc. Entomol. Fr., ser. 6, 9: 291, 296 (Tonkin: Lien-Son ; Cambodge : Pnomh-Penh) ; 1890, Nouv. Arch. Mus. Paris, ser. 3, 2: 193 (Cambodge) ; 1904, Miss. Pavie Indo-China, ser. 2, 3: 150 (Cambodge) ; 1893, Ann. Soc. Entomol. Fr. 1893: 121 (Tonkin: Ha-Lang). —Jacoby, 1908, Fauna India, Coleopt. 2: 396 (India, Burma, China, Sumatra). —Chen, 1935, Sinensia 6 (3) : 366 (China, Tonkin, Burma, India, Sumatra). —Chûjô, 1956, Philip. J. Sci. 85 (1) : 117 (Formosa). Gressitt & Kimoto, 1961, Pac. Insects Monogr. 1A: 259 (S. China, Hainan, Tonkin).

Aoria pusilla Lefevre, 1889, Ann. Soc. Entomol. Fr., ser. 6, 9: 291 (Tonkin: Pnomh-Penh; PARIS) ; 1893, ibid. 1893: 121 (Tonkin).

Aoria nigrita Jacoby, 1892, Ann. Mus. Civ. Genova 32: 904 (Burma ; GENOVA) ; 1908, Fauna India, Coleopt. 2: 397 (Burma). New **synonymy**.

Aoria atra Pic, 1923, Mel. Exot. Entomol. 40: 17 (Tonkin ; with var. **scutellaris**; PARIS). New **synonymy**.

Aoria atra varr. **bicolor**, **bicripes** Pic, 1935, Échange 51 : 8 (Tonkin).

Aoria nigrita taiwana Chûjô, 1956, Philip. J. Sci. 85 (1) : 119 (Formosa).

DISTRIBUTION : India, Andamans, Burma, Thailand, Cambodia, Laos, Vietnam, S. China, Hainan, Taiwan, Sumatra.




Fig. 25. a, *Aoria bowringii* Baly ; b, *A. nigripes* Baly ; c, *Xanthonia minuta* (Pic).

MATERIAL EXAMINED. THAILAND: Doi Suthep, Chiang Mai Prov., 1 ex., 12. vi. 1965, K. Morimoto, 7 exs., 18-19. vi. 1965, K. Morimoto & Y. Miyatake; Fang, 5 exs., 14. vi. 1965, K. Morimoto & Y. Miyatake; Chieng Dao, 2 exs., 15. vi. 1965, K. Morimoto & Y. Miyatake (KU) ; Chiang Mai, Doi Suthep, 1278 m, iii. - 4. v. 1958, T. C. Maa ; Chiang Mai, Ban-tin-doi, 350 m, 1 ex., 13. xi. 1957, J. L. Gressitt (BISHOP). LAOS: Vientiane Prov., Ban Van Eue, 1 ex., 30. ix. 1965, Native collr (BISHOP). CAMBODIA: Damrey Phong, 1 ex., 14-16. iv. 1961, N. R. Spencer (BISHOP). VIETNAM: Fyan, 900-1000 m, 2 exs., 11. vii.-9. viii. 1961, N. R. Spencer; 17 km S of Dilinh, 1300 m, 1 ex., 6-13. x. 1960, C. M. Yoshimoto; 33 km NE of Ban Me Thuot, 500 m, 1 ex., 16-18. v. 1960, L. W. Quate (BISHOP) ; Hoa-Binh, Tonkin, 11 exs., A. Cooman (FREY).

Genus *Xanthonia* Baly

Xanthonia Baly, 1863, J. Entomol. 2: 151 (type: *Xunthonia stevensi* Baly, = *villosuls* Melsheimer ; U.S.A.). —Chapuis, 1874, Genera Coleopt. 10: 273. —Lefèvre, 1885, Mém. Soc. Sci. Liege, ser. 2, 11: 74. —Chen, 1935, Sinensia 6 (3) : 359; 1940, *ibid.* 11 (5-6) : 491. —Chûjô, 1956, Philip. J. Sci. 85 (1) : 108. —Gressitt & Kimoto, 1961, Pac. Insects Monogr. 1A: 255. —Kimoto, 1964, J. Fac. Agr. Kyushu Univ. 13 (2) : 260.

Microlypesthes Pic, 1936, Mel. Exot. Entomol. 67: 15 (type: *Microlypesthes coomani* Pic, from Tonkin). —Gressitt & Kimoto, 1961, Pac. Insects Monogr. 1A: 267. New **synonymy**.

KEY TO SPECIES OF *Xanthonia*

- 1 (0). Elytron impressed by regularly arranged eleven longitudinal rows of punctures; legs entirely pale 2
 Elytron impressed by partly arranged longitudinal rows of punctures, and hairs covering elytral surface fairly close, fine, long; dark reddish brown to pitchy black, antenna almost entirely reddish brown; legs reddish brown with posterior portion of femora blackish in various de-

- grees, in most dark colored specimen femora almost entirely pitchy brown except basal portion ; length 1.8-2.1mm.....**morimotoi**
- 2 (1). Dorsal surfaces sparsely covered with very short, fine hairs, and in well preserved specimen also covered with powdery excrescence; dark reddish brown to pitchy black, antenna and legs entirely yellowish to reddish brown ; length 1.8-2.1 mm **coomani**
- Dorsal surfaces thickly covered with fairly long hairs; black, with apical portion of elytron brownish, antenna and legs entirely yellowish to reddish brown, in some specimen pronotum reddish brown and elytron entirely blackish ; length 1.8-2.1 mm **minuta**

Xunthonia coomani (Pic) New combination (Figs. 26b-c)

Microlypesthes coomani Pic, 1936, Mel. Exot. Entomol. 67: 16 (Tonkin; PARIS).

DISTRIBUTION : Thailand, Vietnam.

MATERIAL EXAMINED. THAILAND: Chieng Dao, 1 ex., 15. vi. 1965, Y. Miyatake; Fang, 3 exs., 14. vi. 1965, K. Morimoto & Y. Miyatake (KU) ; Fang (Agr. Exp. Station), 1 ex., 14. vi. 1965, P. D. Ashlock (BISHOP).

We could not separate the material taken from Thailand from the type of *Microlypesthes coomani* Pic. Chen (1940) treated several Chinese species of *Mallegia* as members of *Microlypesthes*. This treatment is obviously erroneous. *Microlypesthes* should be treated as a synonym of *Xunthonia*.

Xunthonia minuta (Pic) (Fig. 25c)

Aoria minuta Pic, 1929, Bull. Soc. Zool. Fr., 54: 45 (Tonkin; PARIS).

Xunthonia minuta: Chen, 1940, Sinensia 11 (5-6): 513 (S. China). Gressitt & Kimoto, 1961, Pac. Insects Monogr. 1A: 256 (S. China, Tonkin).

DISTRIBUTION : S. China, Vietnam, Thailand.

A specimen taken from Vietnam, differs from the nominate form in having pronotum reddish brown and elytron entirely black.

MATERIAL EXAMINED. THAILAND: Doi Suthep, 1000 m, Chieng Mai Prov., 2 exs., 18. vi. 1965, K. Morimoto & Y. Miyatake (KU). VIETNAM: Ban Me Thuot, 500 m, 1 ex., 20-24. xii. 1960, C. M. Yoshimoto (BISHOP).

Xunthonia morimotoi Kimoto & Gressitt, n. sp. (Fig. 26a)

Oblong oval; dark reddish brown to pitchy black, antenna almost entirely reddish brown; legs reddish brown with posterior portion of femora blackish in various degrees, in most dark colored specimen femora almost entirely pitchy brown except basal portion.

Head finely punctate and covered by fine pubescence; clypeus distinctly raised, impressed by much larger size of punctures than vertex, slightly widened anteriorly. Antenna slender, filiform, nearly 2/3 as long as body length; first segment robust, club-shaped; second shortest, nearly 2/3 as long as first, and much slenderer; third nearly 1 3/5 times as long as second,

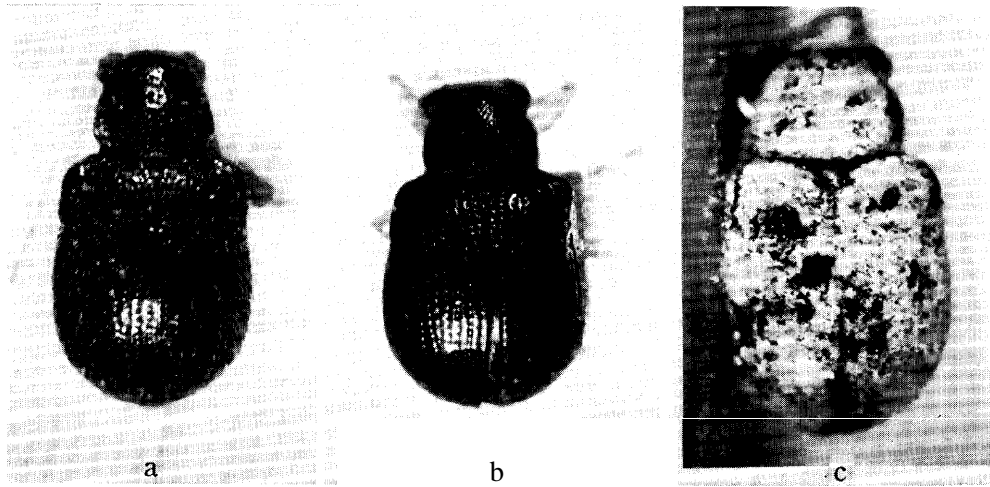


Fig. 26. a, *Xanthonia morimotoi* Kimoto & Gressitt, n. sp.; b, *X. coomani* (Pic); c, ditto, holotype.

slender; fourth nearly $1 \frac{1}{3}$ times as long as third; fifth and sixth subequal to fourth in length and shape; seventh nearly $\frac{4}{5}$ as long as sixth and gradually widened apically; eighth slightly shorter than seventh but slightly robuster; ninth subequal to eighth in length and shape; tenth slightly shorter than ninth; eleventh slightly longer than tenth and its apex pointed. Pronotum transverse, nearly $1 \frac{1}{3}$ times as wide as long, rounded at side, widest almost at middle, lateral border not marginate; dorsum strongly convex, with a broad, transverse depression anteriorly, which is interrupted at middle, closely and strongly punctate throughout. Scutellum trapezoidal, narrowed posteriorly, surface closely punctate and pubescent. Elytron much wider than pronotum at base, slightly widened posteriorly and rounded at apex; dorsum convex, impressed with partly arranged longitudinal rows of punctures, and hairs covering surface fairly close, fine and long.

Length 1.8–2.1 mm.

HOLOTYPE (Type No. 2357, Kyushu Univ.), THAILAND: Chiang Mai Prov., Chiang Dao, 16. vi. 1965, K. Morimoto. Paratopotypes: 3 exs., same data as the holotype (KU, BISHOP, KIMOTO). Paratypes: THAILAND: 6 exs., same data as the holotype but 15. vi. 1965, K. Morimoto & Y. Miyatake; 1 ex., Doi Suthep, 1000 m, 1 ex., 18. vi. 1965, Y. Miyatake (KU),

This new species somewhat resembles *Xanthonia sinica* Chen, but differs in having the head more closely covered with hairs and the legs brownish with femora blackish in various degrees.

Genus *Goniopleura* Westwood

Goniopleura Westw., 1832, in Griffith, Animal Kingdom Arranged in Conformity, 15: 149

(type: *Goniopleura auricoma* Westwood, from Penang). —Chapuis, 1875, *Genera Coleopt.* 11: 248 (Galerucinae). —Gahan, 1895, *Ann. Mag. Nat. Hist. ser. 6*, 15: 454.

KEY TO SPECIES OF *Goniopleura*

- 1 (0). Dorsal surfaces yellowish to reddish brown with blackish markings 2
 Dorsal surfaces entirely yellowish to reddish brown; legs yellowish brown with tibiae, tarsi and apex of femora blackish; antenna blackish with basal two segments brownish; length 15 mm **moseri**
- 2 (1). Antenna normal, elytron with a lateral costa subbasally, starting from humerus and ending almost at middle; reddish brown, elytron yellowish brown with lateral and sutural markings blackish; antenna pitchy black with basal segments brownish; legs pitchy black with middle of femora brownish; length 13 mm **sut uralis**
- Antenna** with basal segments robust, depressed; elytron without lateral costa; reddish brown, elytron with scutellar and humeral markings blackish, antenna pitchy black with basal segments brownish, in dark colored specimen pronotum pitchy brown, antenna almost entirely pitchy black; legs pitchy black with middle of femora brownish; length 15 mm **tonkinea**

Goniopleura moseri Weise

Goniopleura moseri Weise, 1922, *Tijdschr. Entomol.* 65: 50 (Tonkin; STOCKHOLM).

DISTRIBUTION : Vietnam.

No additional material.

Goniopleura suturalis Pic

Goniopleura suturalis Pic, 1928, *Mél. Exot. Entomol.* 52: 26 (Tonkin; PARIS).

DISTRIBUTION : Vietnam.

Goniopleura tonkinea Pic (Fig. 27a)

Goniopleura tonkinea Pic, 1928, *Mél. Exot. Entomol.* 52 : '26 (Tonkin; PARIS).

DISTRIBUTION : Laos, Vietnam.

MATERIAL EXAMINED. LAOS: Ban Van Heue, 20km E of Phou-kow-kuei, 1 ex., 15-31. iv. 1965, Native collr (BISHOP). "Indo-China", 1 ex. (BASEL).

It is possible that *G. suturalis* is ' nothing but a female specimen of **tonkinea** Pic.

Genus *Aulexis* Baly

Aulexis Baly, 1863, *J. Entomol.* 2: 153 (type : *Aulexis nigricollis* Baly, from Borneo). —Chapuis, 1874, *Genera Coleopt.* 10: 276. —Lefèvre, 1885, *Mém. Soc. Sci. Liège*, ser. 2, 11: 76. Jacoby, 1908, *Fauna India*, *Coleopt.* 2: 410. —Chen, 1935, *Sinensia* 6 (3) : 355 ; 1940, *ibid.* 11 (5-6) : 491. —Gressitt & Kimoto, 1961, *Pac. Insects Monogr.* 1A: 26'2.

KEY TO SPECIES OF *Aulexis*

- 1 (0). Elytron without any distinct costa laterally 2
 Elytron with a distinct lateral costa, starting from humerus and ending at apex; brownish with elytron blackish brown, tibiae infusate; length 6.0 mm **carinata**
- 2 (1). Body length longer than 7mm 3
 Body length shorter than 4 mm 4
- 3 (2). Entirely yellowish brown, antenna with apical segments infusate ; prothorax with three teeth laterally; length 7.0 mm **languiei**
 Reddish brown, head and prothorax blackish; elytron yellowish brown ; prothorax with three teeth laterally; length 7.0 mm **bicolor**
- 4 (2). Antenna robust, nearly twice or 1 1/2 times as long as wide at preapical segments, and with apical segments darkcolored 5
 Antenna slender, nearly three times as long as wide; general color yellowish brown, antenna entirely pale ; length 3.5-4. 5 mm **unispinosa**
- 5 (4). Each side of prothorax with three distinct, well separate teeth, and prothorax more transverse, nearly 1 3/5 times as wide as long; general color reddish brown, elytron mostly pitchy black, antenna pitchy black with basal segments brownish ; legs pitchy black with femora mostly brownish ; length 4.0mm **nigripennis**
 Each side of prothorax with two minute, more or less fused teeth at middle, and prothorax rather short, nearly 1 1/4 times as wide as long; general color reddish brown, antenna with apical segments pitchy brown ; length 2.8mm **minor**

***Aulexis bicolor* Pic**

Aulexis bicolor Pic, 1927, Mél. Exot. Entomol. 54: 15 (Tonkin; PARIS).

DISTRIBUTION : Vietnam.

No additional material.

***Aulexis carinata* Pic**

Aulexis carinata Pic, 1935, Échange 51: 8 (Tonkin; PARIS).

DISTRIBUTEON : Vietnam.

No additional material.

***Aulexis humeralis* Le fèvre**

Aulexis humeralis Lef., 1885, Mém.Soc. Sci. Liege, ser. 2, 11: 77, nota 1 (Siam: Ile Juthia).

DISTRIBUTION : Thailand.

We could not trace the type location of this species. This species is not included in the key. It is possible that this species is proved as a same species with *unispinosa* Pic.

***Aulexis languiei* Lefèvre**

Aulexis languiei Lef., 1893, Ann. Soc. Entomol. Fr. 62: 121 (Tonkin; PARIS).

DISTRIBUTION : Vietnam.

No additional material.

Aulexis minor Kimoto & Gressitt, n. sp. (Fig. 27c)

Oblong oval; general color yellowish to reddish brown, antenna pitchy brown with five or six basal segments reddish brown.

Head with surface distinctly and rather closely punctate on clypeus and more finer and sparser on vertex, and interstices of punctures smooth, shining. Antenna nearly $2/3$ as long as body length, rather robust, distinctly thickened in apical segments; first segment robust, somewhat club-shaped; second nearly $2/3$ as long as first, and nearly twice as long as wide; third slightly longer than second but much slenderer; fourth subequal to third in length and shape; fifth slightly longer and robust than fourth; sixth subequal to fifth in length and shape; seventh subequal to sixth in length but gradually widened apically; eighth slightly shorter than seventh and nearly twice as long as wide; ninth and tenth subequal to eighth in length and shape; eleventh $1\frac{1}{2}$ times as long as tenth and its apex pointed. Pronotum transverse, nearly $1\frac{1}{4}$ times as wide as long, and armed at middle of each side with two minute, more or less closely situated teeth; disc fairly smooth and even, distinctly and not very closely punctate, and with a pair of shallow oblique depressions laterally. Scutellum convex, subpentagonal, narrowed behind and rounded apically, surfaces distinctly punctate. Elytron suboblong, broadly rounded; surface distinctly and somewhat closely punctate.

Length 2.8 mm.

HOLOTYPE (Type No. 2358, Kyushu Univ.), THAILAND: Kao Chong, nr. Trung, 26. vi. 1965, Y. Miyatake. Paratopotype: **1 ex.**, same data as the holotype (BISHOP).

This new species somewhat resembles *A. brevidentata* Gressitt from China, but is separable in being the body length shorter and the body entirely reddish brown.

Aulexis nigripennis Kimoto & Gressitt, n. sp. (Fig. 27b)

Oblong oval; general color reddish brown, elytron pitchy black with basal margin more brownish; antenna pitchy black with five or six basal segments brownish; legs pitchy black with femora mostly reddish brown.

Head with surface distinctly and rather closely punctate and interstices of punctures smooth, and shining. Antenna nearly $2/3$ as long as body length, rather robust, distinctly thickened in apical segments; first segment robust, somewhat club-shaped; second nearly $3/4$ as long as first, and nearly twice as long as wide; third slightly longer than second but much slenderer; fourth subequal to third in length and shape; fifth nearly $3/4$ as long as fourth;




Fig. 27. a, *Goniopleura tonkinen* Pic; b, *Aulexis nigripennis* Kimoto & Gressitt, n. sp. ; c, *A. minor* Kimoto & Gressitt, n. sp.

sixth subequal to fifth in length and shape; seventh nearly $1 \frac{2}{3}$ times as long as sixth, widened apically; eighth nearly $\frac{4}{5}$ as long as seventh, and $1 \frac{1}{3}$ times as long as wide; ninth and tenth subequal to eighth in length and shape; eleventh nearly $1 \frac{1}{2}$ times as long as tenth and its apex pointed. Pronotum transverse, nearly $1 \frac{3}{5}$ times as wide as long, and armed at middle of each side with three distinct, well separate teeth, which are nearly equal in length; disc fairly smooth and even, distinctly and rather closely punctate, and with a pair of shallow oblique depressions laterally. Scutellum convex, subpentagonal, narrowed behind and rounded apically, surface distinctly punctate. Elytron suboblong, broadly rounded; surface distinctly and somewhat closely punctate.

Length 4.0 mm.

HOLOTYPE (BISHOP), VIETNAM: 60 km SW, Blao (Balao), 500 m, 22. iv. 1960, L. W. Quate. Paratopotype: 1 ex., same data as the holotype (KIMOTO).

This new species somewhat resembles *Aulexis atripennis* Pic, from China, but differs in having the ventral surfaces of body entirely brownish.

***Aulexis unispinosa* Pic**

Aulexis unispinosa Pic, 1935, Bull. Soc. Zool. Fr. 60: 172 (Tonkin; PARIS).

DISTRIBUTION: Vietnam.

The number and shape of teeth on the side prothorax seem to be unstable character.

MATERIAL EXAMINED. THAILAND: Doi Suthep, 1000 m, Chiang Mai Prov., 4 exs., 18. vi. 1965, K. Morimoto & Y. Miyatake (KU). CAMBODIA: Domrey

Phong, 1 ex., 14-16. iv. 1961, N. R. Spencer (BISHOP). LAOS: Ban Van Heue, 20 km E of Phou-kow-kuei, 3 exs., 1-15. v. 1965, J. A. Rondon (BISHOP). VIETNAM : Fyan, 900-1000 m, 14. exs., 11. vii. - 9. viii. 1961, N. R. Spencer ; Fyan, 1200 m, 5 exs., 11. vii. - 9. viii. 1961, N. R. Spencer; 7 km SE of Dilinh (Djiring), 990 m, 2 exs., 2. v. 1960, R. E. Leech; Dilinh, 1 ex., 27. ix. 14. x. 1960, C. M. Yoshimoto; Blao (Balao), 500 m, 2 exs., 14-21. x. 1960, C. M. Yoshimoto (BISHOP).

Genus *Abirus* Chapuis

Abirus Chapuis, 1874, Genera Coleopt. 10: 310 (type : *Cryptocephalus aeneus* Wiedermann, from Java). --Lefèvre, 1885, Mém. Soc. Sci. Liege, ser. 2, 11: 13. --Jacoby, 1908, Fauna India, Coleopt. 2: 456. --Chen, 1935, Sinensia 6(3) : 259; 1940, ibid. 11(5-6) : 492. --Chûjô, 1956, Philip. J. Sci. 85 (1): 128. --Gressitt & Kimoto, 1961, Pac. Insects Monogr. 1A: 277. --Kimoto, 1964, J. Fac. Agr. Kyushu Univ. 13 (2): 236.

Abirus fortuneii (Baly) (Fig. 2c)

Dermorytis fortuneii Baly, 1861, J. Entomol. 1: 283 (N. China ; BM).

Abirus harmandi Lefevre, 1876, Rev. Mag. et Zool. ser. 3, 4: 305 (Saigon). --Jacoby, 1889, Ann. Mus. Civ. Genova, ser. 2, 7: 167 (Burma). --Lefèvre, 1889, Ann. Soc. Entomol. Fr. ser. 6, 9: 296 (Tonkin:Lienson) ; 1890, Nouv. Arch. Mus. Paris, ser. 3, 2: 196 (Laos) ; 1904, Miss. Pavie Indo-China, ser. 2, 3 (Zool.): 152 (Laos). New **synonymy**.

Abirus granosus Lefevre, 1893, Ann. Soc. Entomol. Fr. 62: 128 (Tonkin). New **synonymy**.

Abirus denticollis Lefevre, 1893, Ann. Soc. Entomol. Fr. 62: 127 (Tonkin). New **synonymy**.

Abirus harmandi var. *archardi* Pic, 1923, Mém. Exot. Entomol. 39: 12 (Tonkin).

Abirus harmandi varr. *viridescens*, *cuprescens*, *curtus* Pic, 1946, Échange 62: 13 (Tonkin).

Abirus recticollis Pic, 1927, Bull. Soc. Linn. Lyon 6: 133 (China: Fookien ; PARIS). --Gressitt & Kimoto, 1961, Pac. Insects Monogr. 1A: 278 (= *fortuneii*).

Abirus sinensis Pic, 1927, Bull. Soc. Linn. Lyon 6: 133 (Yunnan ; PARIS). --Gressitt & Kimoto, 1961, Pac. Insects Monogr. 1A: 278 (= *fortuneii*).

Abirus atricolor Pic, 1927, Mém. Exot. Entomol. 49: 23 (Tonkin; with var. *superbus*; PARIS). New **synonymy**.

Abirus yashiroi Yuasa, 1930, Proc. Imp. Acad. Tokyo 6 (7) : 294, fig. 2 (Okinawa). --Chûjô & Kimoto, 1961, Pac. Insects 3 (1) : 139 (= *fortuneii*).

Abirus kiotoensis Pic, 1944, Échange 60: 8 ("Kioto" ; PARIS). --Chûjô & Kimoto, 1961, Pac. Insects 3 (1) : 139 (= *fortuneii*).

Abirus malleti Pic, 1944, Échange 60: 8 (Tonkin ; PARIS). New **synonymy**.

Abirus sinensis var. *guerryi* Pic, 1946, Échange 62: 14 (China).

Abirus fortuneii: Fairmaire, 1889, Ann. Soc. Entomol. Fr. ser. 6, 9: 71 (China, Korea). --Weise, 1922, Tijdschr. Entomol. 65: 51 (China). --Chen, 1935, Sinensia 6 (3): 260 (Korea, China). --Chûjô, 1956, Philip. J. Sci. 85 (1) : 131 (Formosa). --Gressitt & Kimoto, 1963, Pac. Insects Monogr. 1A: 277 (China, Tonkin). --Kimoto, 1964, J. Fac. Agr. Kyushu Univ. 13 (2): 237 (Ryukyus Is.).

DISTRIBUTION : Burma, Thailand, Laos, Vietnam, Ryukyus, Taiwan, China,

Korea.

Elongate ; subcylindrical, dorsal surfaces covered with fine pubescence; pronotum and elytron closely impressed with large punctures, and the latter with strongly raised transverse rugosities. General color variable : metallic

green, cupreous, violaceous or purplish; antenna blackish brown with basal segments fulvous ; length 7.5-9.5 mm.

MATERIAL EXAMINED. THAILAND: Chiang Mai Prov., 1 ex., 15. vi. 1965, P. D. Ashlock (BISHOP). LAOS: Sedone Prov., Pakse, 1 ex., 16. v. 1965, Native collr ; Sedone Prov., 5 km E of Pakse, 1 ex., 13. v. 1965, P. D. Ashlock; Wapikhamthong Prov., Khong Sedone, 1 ex., 16. v. 1965, Native collr; Sayaboury Prov., Sayaboury, 1 ex., 20. v. 1966; Khammouane Prov., Phon Tiou, 1 ex., 28. iv. 1965, 1 ex., 17. v. 1965, Native collr (BISHOP) ; Umgeb. Vientiane, 31 exs., 1963; Umgeb. Paklay, 6 exs., 1963; Umgeb. Vanky, 3 exs., 1964; Umgeb. Pakse, 1 ex., 1963 (MUNCHEN). VIETNAM: Ban Me Thuot, 6 exs., 16-18. v. 1960, L. W. Quate, S. Quate, & R. E. Leech (BISHOP) ; Hoa-Binh, Tonkin, 13 exs., A. Cooman; Chapa, Tonkin, 7 exs., A. Cooman, 2 exs., 23-24. iv. 1918, Jeanvoine; Hanoi, Tonkin, 5 exs., 13-22. iii. 1918, Jeanvoine (FREY).

Genus *Pachnephorus* Chevrolat

Pachnephorus Chev., 1837, in Dejean, Cat. Coleopt. ed. 3: 408. -Chapuis, 1874, Genera Coleopt. 10: 323. --Lefèvre, 1885, Mém. Soc. Sci. Liege, ser. 2, 11: 123. --Jacoby, 1908, Fauna India, Coleopt. 2: 460 (type : *Cryptocephalus pilosus* Rossi, from Europe). --Chen, 1935, Sinensia 6 (3) : 277; 1940, ibid. 11 (5-6) : 489. --Monórs & Bechyné, 1956, Entomol. Arb. Mus. Frey 7 (3) : 1127 (type : *Cryptocephalus arenarius* Fabricius = *pilosus*). --Chûjô, 1959, Philip. J. Sci. 85 (1) : 142. --Gressitt & Kimoto, 1961, Pac. Insects Monogr. 1A: 239.

KEY TO SPECIES OF *Pachnephorus*

Robust ; pronotum short ; elytral punctures partly irregular ; length 2. 4-3.5 mm **lewisii**
Slender ; pronotum elongate ; elytral punctures regular, punctural interstices with
minute punctures ; length 2.3-3.0 mm **porosus**

Pachnephorus lewisii Baly (Fig. 28b)

Pachnephorus Zewisii Baly, 1878, J. Linn. Soc. Lond., 2001. 14: 257 (China ; BM). -Gressitt & Kimoto, 1961, Pac. Insects Monogr. 1A: 240 (China).

Pachnephorus bretinghami Baly, 1878, J. Linn. Soc. Lond., Zool. 14 : 256 (India ; BM). --Jacoby, 1908, Fauna India, Coleopt. 2: 460 (India, Burma, Sumatra). --Weise, 1922, Philip. J. Sci. 21 (5) : 481 (Philippines). - Chen, 1935, Sinensia 6 (3): 279 (Fokien, Burma, India, Sumatra). New synonymy.

Pachnephorus variegatus Lefèvre, 1887, Bull. Soc. Entomol. Fr. ser. 6, 7: 57 (Cochinchina : env. de Hue) ; 1889, Ann. Soc. Entomol. Fr. ser. 6, 9: 293 (Annam: Hue ; Cochinchina : Saigon ; Cambodge : Pnomh-Penh) ; **1893, ibid. 1893: 128** (Tonkin). New synonymy.

Pachnephorus plagiatus Jacoby, 1892, Ann. Mus. Civ. Genova 32: 913 (Burma ; BM, GENOVA) ; 1899, Stett. Entomol. Zeit. 60: 313 (= *bretinghami*).

Pachnephorus formosanus Chûjô, 1938, Arb. Morph. Taxon. Entomol. Berlin-Dahlem 1 (5) : 32 (Formosa ; TARI) ; 1959, Philip. J. Sci. 85 (1) : 145 (Formosa). - Kimoto, 1969, Esakia, Kyushu Univ. 7: 18 (= *lewisii*).

DISTRIBUTION: India, Burma, Thailand, Cambodia, Laos, Vietnam, China, Taiwan.

MATERIAL EXAMINED. THAILAND: Chiang Mai Prov., Maesa Water Fall, 1 ex., 16. vi. 1965, K. Morimoto; Chiang Mai, 1 ex., 9. vi. 1965, K. Morimoto; Chiang Dao, 1 ex., 15. vi. 1965, K. Morimoto; Khao Yai Nat. Park, 1 ex., 6. vi. 1965, K. Morioto (KU). CAMBODIA: Ph. Chisau, 40 km S of P. Penh, 20 m, 1 ex., 29. iv. 1961, N. R. Spencer (BISHOP). LAOS: Vientiane Prov., Vientiane, 1 ex., 28. vii. 1965, Native collr; Sedone Prov., Pakse, 2 exs., 23. v. 1965, P. D. Ashlock; Nongteveda, 1 ex., 27. vi. 1965, Native collr, 1 ex., 6 viii. 1965, Native collr (BISHOP). VIETNAM: Hoa-Binh, Tonkin, 1 ex., A. Cooman (FREY).

Our 1961 identification of *bretinghami* Baly should be corrected as *porosus* Baly and part of *Zewisii* as *porosus* Baly.

***Pachnephorus porosus* Baly Resurrected from synonymy (Fig. 28a)**

- Pachnephorus porosus* Baly, 1878, J. Linn. Soc. Lond., 2001. 14: 256 (China; BM). —Gressitt & Kimoto, 1961, Pac Insects Monogr. 1A: 240 (erroneously synonymized as *bretinghami*).
- Pachnephorus seriatus* Lefèvre, 1887, Bull. Soc. Entomol. Fr., ser. 6, 7: 57 (Cochinchina: env. de Hué; cotype: BM); 1889, Ann. Soc. Entomol. ser. 6, 9: 293 (Annam; Hué). —Fairmaire, 1889, Ann. Soc. Entomol. Belg. 32: 39 (Fokien). —Lefèvre, 1889, Ann. Soc. Entomol. Fr., ser. 6, 9: 293 (Annam). —Weise, 1922, Tijdschr. Entomol. 65: 52 (Fokien). —Chen, 1935, Sinensia 6 (3): 278 (Fokien, Tonkin, Cochinchina). —Gressitt & Kimoto, 1961, Pac. Insects Monogr. 1A: 240 (China). New **synonymy**.
- Pachnephorus squamosus* Chûjô, 1936, Bull. Umeno Entomol. Lab. 3: 9 (Korea; TARI). —Takizawa, 1980, Nature & Life, Kyunpook J. Biol. Sci. 10 (2): 5 (Korea). New **synonymy**.
- Pachnephorus sauteri* Chûjô, 1938, Arb. Morph. Taxon. Entomol. Berlin-Dahlem 1 (5): 32 (Formosa; TARI); 1956, Philip. J. Sci. 85 (1): 146 (Formosa). —Kimoto, 1969, Esakia, Kyushu Univ. 7: 19 (erroneously synonymized as *bretinghami*). New **synonymy**.
- Pachnephorus bretinghami*: Gressitt & Kimoto, 1961, Pac. Insects Monogr. 1A: 240, fig. 60a (China). —Kimoto, 1969, Esakia, Kyushu Univ. 7: 19 (Taiwan). —Gruev, 1978, Entomol. Rev. Japan 32 (1-2): 51 (Korea).
- Pachnephorus Zewisii*: Gressitt & Kimoto, 1969, Pac. Insects Monogr. 1A: 240 (in part; Kirin, E. Siberia).

DISTRIBUTION: India, Burma, Thailand, Laos, Vietnam, China, Taiwan, Korea, E. Siberia.

MATERIAL EXAMINED. THAILAND: Chiangmai Prov., Chiangmai (Arboretum), 300 m, 1 ex., 12. vi. 1965, P. D. Ashlock (BISHOP). LAOS: Sedone Prov., Pakse, 1 ex., 14. v. 1965, P. D. Ashlock; 1 ex., 18. v. 1965, P. D. Ashlock (BISHOP).

Genus *Aulacolepis* Baly

- Aulacolepis* Baly, 1863, J. Entomol. 2: 162 (type: *Aulacolepis mouhoti* Baly, from Siam). —Chapuis, 1874, Genera Coleopt. 10: 327. —Lefèvre, 1885, M&M. Soc. Sci. Liège, ser. 2, 11: 127. —Jacoby, 1908, Fauna India, Coleopt. 2: 431.

***Aulacolepis mouhoti* Baly (Figs. 29a-b)**

- Aulacolepis mouhoti* Baly, 1863, J. Entomol. 2: 163 (Siam; BM). —Lefèvre, 1889, Ann. Soc.

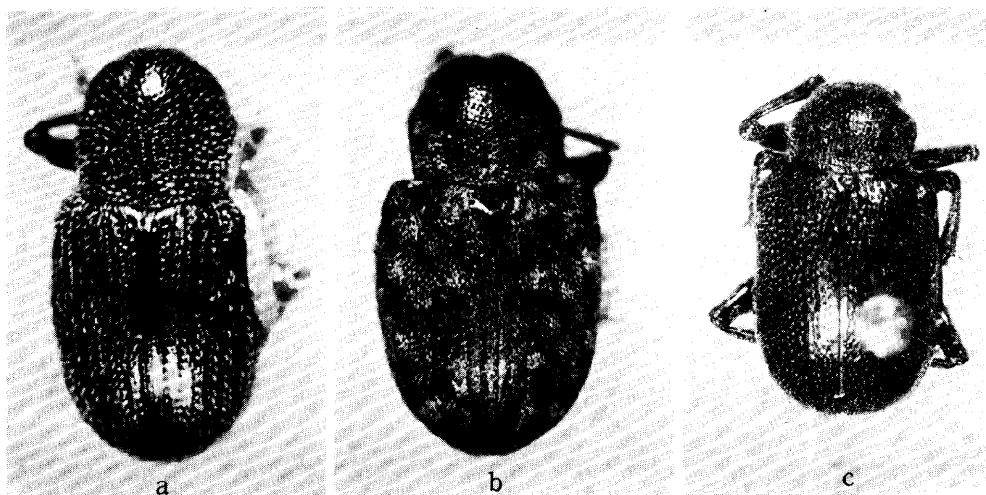


Fig. 28. a, *Pachnephorus porosus* Baly; b, *P. lewisii* Baly; c, *Lophea melancholica* Baly.

Entomol. Fr., ser. 6, 9: 293 (Cochinchina; Saigon); 1893, Ann. Soc. Entomol. Fr., 1893: 128 (Bords du Meking et montagnes de Chaudoc). —Jacoby, 1908, Fauna India, Coleopt. 2: 432, fig. 152 (Burma, Siam).

DISTRIBUTION : Burma, Thailand, "Indo-China".

Body oblong, subnitid, black; closely covered with large, broad, rigid, adpressed or suberect scales, which are white, brownish or blackish, surface of scales longitudinally concave; pronotum with a pair of elevated large tubercles at middle; elytron with about seven tufts of rigid, erect, black scales; length 5.0-5.5 mm.

MATERIAL EXAMINED. THAILAND: Fang, 1 ex., 14. vi. 1965, K. Morimoto; Khao Chong, nr. Trung, 1 ex., 26. vi. 1965, Y. Miyatake (KU).

Genus *Lophea* Baly

Lophea Baly, 1865, J. Entomol. 2: 441 (type: *Lophea melancholica* Baly, from Burma). —Chapuis, 1874, Genera Coleopt. 10: 316. —Lefèvre, 1885, Mém. Soc. Sci. Liege, ser. 2, 11: 17. Jacoby, 1908, Fauna India, Coleopt. 2: 462.

KEY TO SPECIES OF *Lophea*

- Elytral surface strongly and closely punctate and their interstices flat; greenish, violaceous, bluish black; length 8. B-10.7 mm **melancholica**
 Elytral surface strongly punctate, and their interstices convex and irregularly rugose; entirely black; length 10.0-10.7 mm **tonkinea**

Lophea melancholica Baly (Fig. 28c)

Lophea melancholica Baly, 1865, J. Entomol. 2: 442 (Burma; BM).

Chrysoschus hirsutus Jacoby, 1900, Mém. Soc. Entomol. Belg. 7: 117 (Burma). —Bryant, 1937,

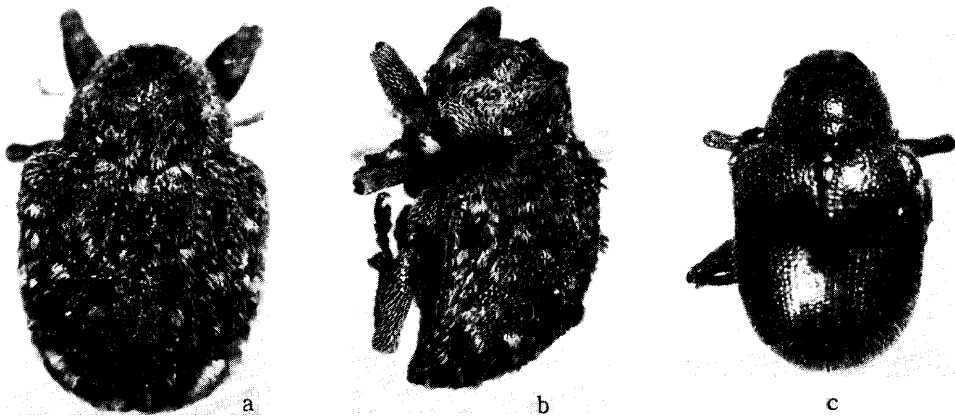


Fig. 29. a, *Aulacolepis mouhoti* Baly, dorsal view; b, *ibid.*, lateral view; c, *Heterotrichus balyi* Chapuis.

Ann. Mag. Nat. Hist. ser. 10, 20: 97 (= *melancholica*).

Dermorhytis hirsuta: Jacoby, 1908, Fauna India, Coleopt. 2: 377 (Burma).

Lophea salvazai Pic, 1928, Mém. Exot. Entomol. 52: 28 (Laos ;?PARIS). New synonymy.

DISTRIBUTION : Burma, Thailand, Laos.

We could not find the type of *salvazai* Pic but a series of material identified by Pic in Paris Museum. The material should be identified as *melancholica* Baly.

MATERIAL EXAMINED. THAILAND: Fang, 1 ex., 14. vi. 1965, Y. Miyatake (KU). LAOS: Vientiane Prov., Ban Van Eue, 1 ex., 29. iv. 1966, 1 ex., 15. iv. 1966, Native collr ; Sayaboury Prov., Sayaboury, 1 ex., 5. v. 1966, 1 ex., 20. v. 1966, Native collr ; Kyouang Prov., Ban Sam Thang, 1 ex., 5. vi. 1965, Native collr (BISHOP).

***Lophea tonkinea* Pic**

Lophea tonkinea Pic, 1927, Bull. Soc. Linn. Lyon 6: 133 (Tonkin; PARIS).

DISTRIBUTION: Vietnam,

MATERIAL EXAMINED. VIETNAM: Hoa Binh, Tonkin, 13 exs., A. Cooman (FREY).

Genus *Heterotrichus* Chapuis

Heterotrichus Chap., 1874, Genera Cloeopt. 10: 316 (type: *Heterotrichus balyi* Chapuis, from Siam). —Lefèvre, 1885, Mém. Soc. Sci. Liege, ser. 2, 11: 118. —Jacoby, 1908, Fauna India, Coleopt. 2: 463.

Heterotrichus balyi Chapuis (Figs. 29c, 30a)

Heterotrichus balyi Chap., 1874, Genera Coleopt. 10: 317, nota 1, pl. 121, fig. 6 (Juthia; BRUXELLES). —Lefèvre, 1890, Nouv. Arch. Mus. Paris, ser. 3, 2: 197 (Laos) ; 1904, Miss. Pavie Indo-China, ser. 2, 3 (2001.) : 152 (Laos). —Jacoby, 1908, Fauna India, Coleopt. 2: 464, pl. 2, fig. 2 (Burma, Siam).

Trichochrysea laosensis Pic, 1928, Mém. Exot. Entomol. 52 : 27 (Laos ; PARIS) . New **synonymy**.

DISTRIBUTION : Burma, Thailand, Laos, Vietnam.

Short ovate, thickly covered with erect hairs; head closely and rugosely punctate; bluish black, elytron golden cupreous, with suture and a broad angulate band placed near base and side bluish black, but in some specimen elytron entirely bluish black ; length 5.3-7.1 mm.

MATERIAL EXAMINED. THAILAND: Chiang Mai Prov., Fang (Agr. Expt. Station), 600 m, 1 ex., 14. vi. 1965, P. D. Ashlock (BISHOP) ; Mae Sa Water Fall, Chiang Mai Prov., 1 ex., 16. vi. 1965, Y. Miyatake ; Tan Keo, Doi Suthep, 800 m, Chiang Mai Prov., 1 ex., 10. vi. 1965, Y. Miyatake (KU) ; Sam Ngow, Tak, 1 ex., 23. vi. 1959; Kanchanaburi, 3 exs., 21. v. 1962; Utaithani, 2 exs., 13. iv. 1963 (BANGKHEN). LAOS: Sayaboury Prov., Sayaboury, 1 ex., 8. v. 1965, 1 ex., 30. v. 1965, 1 ex., 20. v. 1966, Native collr ; Wapikhamthong Prov., Khong Sedone, 1 ex., 17. vii. 1965, Native collr ; Sedone Prov., Pakse, 1 ex., 5. vii. 1965, Native collr ; 5 km E of Pakse, 1 ex., 13. v. 1965, P. D. Ashlock ; Ban Van Heue, 20km E of Phou-kow-kuei, 1 ex., 1-15. v. 1965, J. A. Rondon (BISHOP). VIETNAM: Ban Me Thuot, 500 m, 3 exs., 16-18. v. 1960, S. Quate & L. W. Quate (BISHOP).

Genus Cleoporus Lefèvre

Cleoporus Lef., 1884, Bull. Soc. Entomol. ser. 6, 4: 76 (type: *Cleoporus cruciatus* Lef.; Philippines) ; 1885, Mém. Soc. Sci. Liège, ser. 2, 11 : 137. —Jacoby, 1908, Fauna India, Coleopt. 2: 479. —Chen, 1935, Sinensia 6 (3) : 283; 1940, *ibid.* 11 (5-6) : 489. —Chûjô, 1956, Philip. J. Sci. 85 (1) : 152. —Gressitt & Kimoto, 1961, Pacif. Insects Monogr. 1A: 199. —Kimoto, 1964, J. Fac. Agr. Kyushu Univ. 13 (2) : 239.

KEY TO SPECIES OF *Cleoporus*

- | | | |
|--------|---|------------------|
| 1 (0). | Head smooth on vertex | 2 |
| | Head rugose on vertex | 3 |
| 2 (1). | Prothorax with side almost subparallel or widest almost at middle and slightly narrowed anteriorly and posteriorly, surface nearly impunctate; head with deep supraocular sulcus shorter and without deep and wide excavation above eye; ochraceous, in some specimen elytron black with apical portion brownish ; length 2. 4-2. 9 mm | inornatus |
| | Prothorax with side widest before base and distinctly narrowed anteriorly, surface somewhat finely punctured ; head with deep supra-ocular sulcus longer and wide excavation above eye; very variable in coloration : (a) dorsal surfaces entirely black ; (b) black with pale pronotum, humerus and apex of elytron; (c) reddish brown with black markings on elytron ; (d) reddish brown with scutellum and elytral suture pithy; | |

- length 2.0-3.5 mm **variabilis**
- 3 (1). Dorsal surfaces not entirely reddish to bronzy red 4
- Dorsal surfaces entirely reddish to bronzy red; length 3.5 mm **badius**
- 4 (3). Pronotum blackish brown, elytron piceous with 5 pairs of markings reddish brown; length 4.5 mm **harmandi**
- Dorsal surfaces reddish brown, elytron with a humeral, laterobasal and a postmedian markings black; length 3.8-4.2 mm **trimaculatus**

Cleoporus badius Lefèvre (Fig. 33a)

Cleoporus badius Lef., 1889, Ann. Soc. Entomol. Fr., ser. 6,9: 294 (Cambodge : Promh-Penh) ; 1893, loc. cit. 1893 : 129 (Tonkin).

Cleoporus rugiceps Chen, 1940, Sinensia 11 (5-6) : 563 (S. China). -Gressitt & Kimoto, 1961, Pac. Insects Monogr. 1A: 200 (S. China, Hainan, Tonkin). **New synonymy.**

DISTRIBUTION: Thailand, Cambodia, Laos, Vietnam, Hainan, S. China.

The original description of *Cleoporus badius* Lefèvre is completely agreed to the characteristic Chinese species, *C. rugiceps* Chen.

MATERIAL EXAMINED. THAILAND: Bangkok, 25 exs., 2. vii. 1959, 1 ex., 30. xii. 1960 (BANGKEN) ; Chiangmai Prov., Fang (Agr. Expt. Station), 600 m, 1 ex., 14. vi. 1965, P. D. Ashlock (BISHOP). LAOS: Luang Prabang, 300 m, 1 ex., 4-5. vi. 1965, S. Quate (BISHOP). VIETNAM: Hoa-Binh, Tonkin, 3 exs., A. Cooman (FREY).

Cleoporus harmandi Lefèvre (Fig. 30b)

Cleoporus harmandi Lef., 1893, Ann. Soc. Entomol. Fr. 62: 129 (Cochinchina; PARIS).

DISTRIBUTION : Vietnam.

No additional material.

Cleoporus inornatus Jacoby (Fig. 31a)

Cleoporus inornatus Jac., 1908, Fauna India, Coleopt. 2: 480 (India: Bombay, Assam; Burma ; BM) .

DISTRIBUTION : India, Burma, Thailand, Laos.

MATERIAL EXAMINED. THAILAND: Chiangmai Prov., Fang (Agr. Expt. Station), 600 m, 1 ex., 14. vi. 1965, P. D. Ashlock; Tang Keo, 1 ex., 10. vi. 1965, P. D. Ashlock; Mae Klang, 340 m, 4 exs., 11. vi. 1965, P. D. Ashlock (BISHOP) ; Mae Klang Water Fall, nr. Chom Thong, 3 exs., 11. vi. 1935, K. Morimoto & Y. Miyatake ; Fang, 2 exs., 14. vi. 1965, K. Morimoto (KU). LAOS: Ban Van Heue, 20 km E of Phou-kow-kuei, 3 exs., 1-15. v. 1965, J. A. Rondon; Sedone Prov., Paksong, 2 exs., 17-18. v. 1965, P. D. Ashlock; Sedone Prov., Pakse, 1 ex., 15. v. 1965, P. D. Ashlock (BISHOP). VIETNAM : Dalat, 6 km S., 1400-1500 m, 1 ex., 9. vi.-7. vii. 1961, N. R. Spencer (BISHOP).

***Cleoporus trimaculatus* Kimoto & Gressitt, n. sp.** (Fig. 31b)

Body oblong; dorsal surfaces reddish brown, pronotum with a pair of small, lateral markings blackish; elytron with humeral, postmedian and latero-basal markings blackish; head with vertex blackish, and labrum, clypeus and middle of vertex reddish brown; antenna dark reddish brown; ventral surfaces reddish brown with metathorax and part of basal segments black; legs reddish brown, femora with blackish marking apically.

Head with deep supra-ocular sulcus but without deep and wide excavation above eye; surface somewhat rugose, strongly and closely punctate, and interstices of punctures much narrower than their diameters. Antenna slenderer, nearly half as long as body length; first segment robust, long, somewhat club-shaped; second nearly half as long as first, robust; third nearly twice as long as second, slender; fourth slightly shorter than third; fifth subequal to fourth in length and shape; sixth slightly shorter than fifth; seventh slightly longer than sixth; eighth nearly $1 \frac{1}{3}$ times as long as seventh; ninth and tenth subequal to eighth in length and shape; eleventh slightly longer than tenth and its apex pointed. Pronotum transverse, about $1 \frac{1}{4}$ times as wide as long, sides slightly rounded, widest almost at middle; anterior and posterior corners each with a setigerous puncture; anterior margin slightly

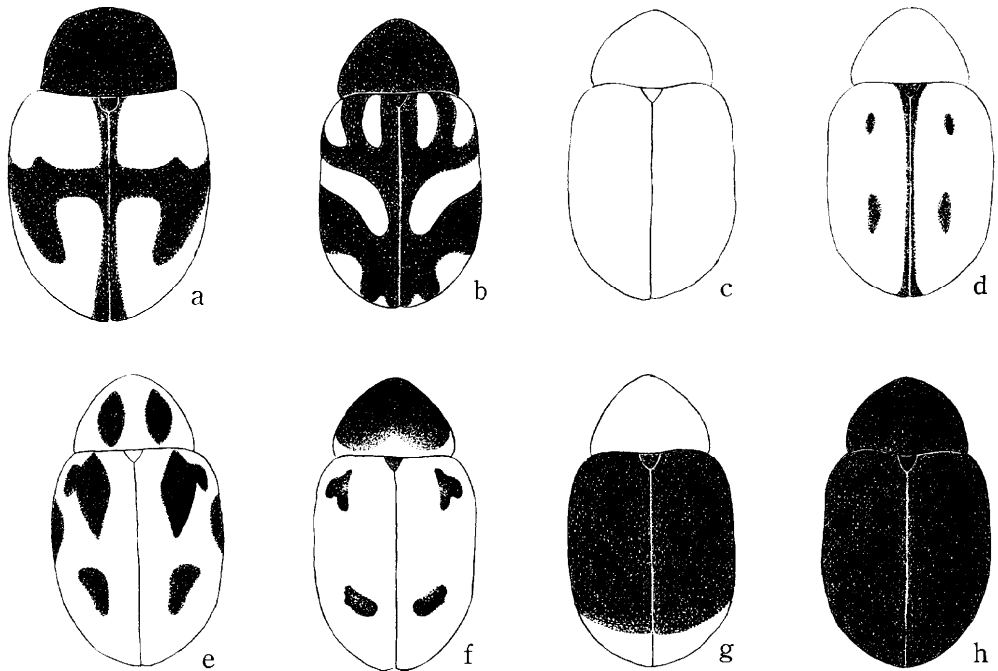


Fig. 30. a, *Heterotrichus balyi* Chapuis; b, *Cleoporus harmandi* Lefèvre; c-h, *C. variabilis* (Baly).

rounded anteriorly and posterior margin more strongly so posteriorly; anterior sulcus distinct only on lateral portion; dorsal surface rather closely and distinctly punctate on lateral portion and sparsely and finely so medianly, and their interstices sparsely impressed by minute punctures; proepimeron smooth, shining, nearly impunctate; metasternum distinctly and rather closely covered with punctures and pubescence. Elytrons bparallel-sided and rounded at apex; subbasal area slightly convex and subbasal transverse furrow obsolete; punctures regularly arranged in longitudinal rows, and punctures larger and deeper on basal area and finer and shallower on apical area, and their interstices sparsely impressed by minute punctures and convex especially on lateral portion.

Length 3.8-4.2 mm.

HOLOTYPE (BANGKHEN), THAILAND: Kanchanaburi, 12. x. 1935. Paratopotypes: 3 exs., same data as the holotype (BANGKHEN, BISHOP, KIMOTO).

This new species somewhat resembles *C. badius* Lefèvre, in having the head rugose on vertex, but differs in having metasternum distinctly and rather closely covered with punctures and pubescence, and the characteristic markings on the dorsal surfaces.

Cleoporus variabilis (Baly) (Figs. 30c-h)

- Paria variabilis* Baly, 1874, Trans. Entomol. Soc. Lond., 1874: 166 (E. Siberia, Japan; BM).
Paria robusta Baly, 1874, Trans. Entomol. Soc. Lond., 1874: 166 (Japan; BM). —Chûjô & Kimoto, 1961, Pac. Insects 3 (1): 142 (= *variabilis*).
- Stethotes tibialis* Lefèvre, 1885, Ann. Soc. Entomol. Fr., ser. 6, 5: 65 (Tonkin), --Gressitt & Kimoto, 1961, Pac. Insects Monogr. 1A: 201 (= *variabilis*).
- Stethotes pallidipes* Fairmaire, 1888, Ann. Soc. Entomol. Belg., 32: 36 (China). —Chen, 1935, Sinensia 6 (3): 285 (= *tibialis*).
- Mouhotina tibialis*: Lefèvre, 1885, Ann. Soc. Entomol. Fr., ser. 6, 9: 293 (Cochinchina: Saigon; Annam: Qui-Nhon; Cambodia: Pnomh-Penh); 1893, Ann. Soc. Entomol. Fr., 1853: 128 (Tonkin).
- Mouhotina rufipes* Lefèvre, 1889, Ann. Soc. Entomol. Fr., ser. 6, 9: 293 (Cochinchina: Saigon; Annam; Qui-Nhon; Tonkin: Lien-Son); 1893, Ann. Soc. Entomol. Fr. 1893: 128 (= *pallidipes*).
- Mouhotina pallidipes*: Lefèvre, 1893, Ann. Soc. Entomol. Fr., 1893: 128 (Tonkin).
- Cleoporus niger* Weise, 1922, Tijdschr. Entomol. 65: 52 (Fukien; STOCKHOLM). --Gressitt & Kimoto, 1961, Pac. Insects Monogr. 1A: 201 (= *variabilis*).
- Cleoporus pygmaeus* Weise, 1922, Tijdschr. Entomol. 65: 53 (Fukien; HAMBURG). —Gressitt & Kimoto, 1961, Pac. Insects Monogr. 1A: 201 (= *variabilis*).
- Cleoporus tibialis*: Chen, 1935, Sinensia 6 (3): 288 (China, Tonkin).
- Cleoporus suturalis* Chen, 1935, Sinensia 6 (3): 287 (Tonkin; PARIS). —Gressitt & Kimoto, 1961, Pac. Insects Monogr. 1A: 291 (Tonkin). **New synonymy.**
- Cleoporus tibialis* var. *aeneipennis* Chen, 1935, Sinensia 6 (3): 286 (Tonkin).
- Cleoporus variabilis*: Chen, 1935, Sinensia 6 (3): 288 (China). —Gressitt & Kimoto, 1961, Pac. Insects Monogr. 1A: 201 (China, Hainan). —Kimoto, 1964, J. Fac. Agr. Kyushu Univ. 13 (2): 239 (Japan); 1972, Entomol. Ts. 93 (4): 145 (Annam).

DISTRIBUTION: E. Siberia, China, Korea, Japan, Taiwan, Hainan, Vietnam,




Fig. 31. a, *Cleoporus inornatus* Jacoby; b, *C. trimaculatus* Kimoto & Gressitt, n. sp.; c, *Phylorus tonkinensis* Lefèvre, cotype.

Laos, Cambodia, Thailand.

MATERIAL EXAMINED. THAILAND: Mae Klang Water Fall, nr. Chom Thong, 25 exs., 11. vi. 1965, K. Morimoto & Y. Miyatake; Doi Suthep, 1000 m, Chiang Mai Prov., 2 exs., 12. vi. 1965, K. Morimoto; Tan Keo, Suthep, 800 m, Chiang Mai Prov., 1 ex., 10. vi. 1965, Y. Miyatake; Fang, 28 exs., 13-14. vi. 1965, K. Morimoto; Chinag Mai, 3 exs., 9. vi. 1965, 3 exs., 12. vi. 1965, K. Morimoto; Chieng Dao, 10 exs., 15. vi. 1965, K. Morimoto & Y. Miyatake; Botanical Garden, Chiang Mai, 1 ex., 1.2. vi. 1965, Y. Miyatake; Kao Yai Nat. Park, 30 exs., 556. vi. 1965, S. Asahina & Y. Miyatake; Muak Lek, 40 km SE of Sara Buri, 6 exs., 5. vi. 1965, K. Morimoto; Pak Chong, nr. Kao Yai, 2 exs., viii. 1970, sorghum, K. Yano, 1 ex., 14. vi. 1973, Y. Yoshiyasu; Mae Talai, nr. Chieng Dao, 4 exs., 3. vii. 1970, upland rice, K. Yano; Lampang, 1 ex., 16. vii. 1970, sweeping of paddy field, K. Yano (KU); Phu Kadueng, 1 ex., 7. x. 1972, M. Sato (EHIME); Chiangmai Prov., Chiangmai (Arboretum), 300 m, 2 exs., 12. vi. 1965, P. D. Ashlock; Chiang Mai Prov., Fang, 500 m, 4 exs., 13. vi. 1965, P. D. Ashlock; Chiang Mai Prov., Fang (Agr. Expt. Station), 600 m, 1 ex., 14. vi. 1965, P. D. Ashlock; Trang Prov., Khaophappa, Kaochong, 200 m, 2 exs., 11-12. i. 1964, 200-400 m, 2 exs., 10-12. i. 1964, G. A. Samuelson; Saraburi Prov., Ban Muak Lek Nat. Park, 1 ex., 6. vi. 1965, P. D. Ashlock; Banna, Chawang, nr. Nabon, 70 m, 1 ex., 5. ix. 1958, J. L. Gressitt (BISHOP); Songkhla, 20 exs., 14. vii. 1963 (BANGKHEN). CAMBODIA: Ph. Chisau, 40 km S of P. Penh, 20 m, 2 exs., 29. iv. 1961, N. R. Spencer (BISHOP). LAOS: Ban Van Heue, 20km E of Phou-kow-kuei, 29 exs., 15-31. v. 1965, Native collr; Vientiane Prov., Ban Van Eue, 1 ex., 31. ix. 1965, Native collr; Sedone Prov., Pakse, 1 ex., 14. v. 1965, 1 ex., 15. v. 1965, 3 exs., 17. v. 1965, P. D. Ashlock; Sedone Prov., 5 km E of Pakse, 1 ex., 13. v. 1965, 3 km N of Pakse, 1 ex., 23. v. 1965, P. D. Ashlock; Luang Prabang, 300 m,

1 ex., 4-5. vi. 1965, light trap, S. Quate & L. W. Quate; Muong Sing, NW of Luang Prabang, 650 m, 6-10. vi. 1960, Melastoma, S. Quate & L. W. Quate; Savanakhet Prov., Savanakhet, 1 ex., 5. vii. 1965, Native collr (BISHOP); Umgeb. Vientiane, 4 exs., ii-vi. 1963 (MUNCHEN). VIETNAM: Hoa-Binh, 20 exs., A. Cooman (FREY); Dalat, 1500 m, 2 exs., 26-27. ix. 1960, C. M. Yoshimoto, 1 ex., 28. iv.-4. v. 1960, L. W. Quate, 3 exs., 29. iv.-4. v. 1960, S. Quate & L. W. Quate; 6 km S., Dalat, 1400-1500 m, 9 exs., 9. vi.-7. vii. 1961, N. R. Spencer; 4 km W of Dalat, 1560 m, Mtn., 1 ex., 4. v. 1960, R. E. Reech; DiLinh (Djiring), 1200 m, 1 ex., 22-28. iv. 1960, S. Quate, 900 m, 1 ex., 22-28. iv. 1960, L. W. Quate; 7 km SE of Dilinh, 4 exs., 2. v. 1960, R. E. Leech; 9 km S of Dilinh, 1 ex., 24. iv. 1960, R. E. Leech; 30 km NE of Dilinh, 1 ex., 27. iv. 1960, S. Quate & L. W. Quate; Mt. Lang Bian, 1500-2000 m, 4 exs., 19. v.-8. vi. 1961, N. R. Spencer; Ban Me Thuot, 500 m, 1 ex., 20-24. xii. 1960, C. M. Yoshimoto; Dak Song, 76 km WE of Ban Me Thuot, 870 m, 1 ex., 19-21. v. 1960, L. W. Quate; Karyu Danor, 200 m, 1 ex., 13-28. ii. 1961, N. R. Spencer; Kontum, N. of Pleiku, 550 m, 1 ex., 13. v. 1960, L. W. Quate (BISHOP).

Genus *Phytorus* Jacoby

Phytorus Jacoby, 1884, Ann. Mus. Civ. Genova 20: 226 (type: *Phytorus dilatatus* Jacoby; Singapore). -Lefèvre, 1885, Mém. Soc. Sci. Liege, ser. 2, 11: 133. -Gressitt, 1955, Insects of Micronesia 17 (1): 19.

Phytorus tonkinensis Lefevre (Fig. 31c)

Phytorus tonkinensis Lef., 1893, Ann. Soc. Entomol. Fr. 62: 128 (Tonkin; PARIS).

DISTRIBUTION: Vietnam.

Suboblong ovate; convex, elytron with regularly arranged longitudinal rows of punctures; general color reddish brown, with posterior part of elytron much paler; antenna blackish with basal segments brownish; legs entirely brownish; length 6.0-6.5 mm.

No additional material.

Genus *Tricliona* Lefevre

Tricliona Lef., 1885, Bull. Soc. Entomol. Fr., ser. 6, 5: 147 (first species listed: *Tricliona fasciata* Lefevre, from Sumatra); 1885, Mém. Soc. Sci. Liege, ser. 2, 11: 141. -Jacoby, 1980, Fauna India, Coleopt. 2: 469 (type indicated as "*T. bifasciata* Lef." typographical error of *T. fasciata* Lef.). -Chen, 1935, Sinensia 6 (3): 289; 1940, *ibid.* 11 (5-6): 489. -Gressitt & Kimoto, 1961, Pac. Insects Monogr. 1A: 202.

KEY TO SPECIES OF *Tricliona*

- 1 (0). Interocular area feebly punctured; pronotum very weakly punctured at side ...2
 Interocular area closely punctured; pronotum heavily and closely punctate
 at side 3

- 2 (1). Elytron with puncture rows sulcate and interstices strongly raised to apex; dorsum reddish ; reddish ; length 5.5 mm **costipennis**
 Elytron with puncture rows not sulcate and interstices not raised; reddish brown, elytron with lateral and apical margins narrowly and sutural margin widely blackish ; ventral surfaces with meso- and meta-thorax blackish ; length 2.9-3.4 mm **suturalis**
- 3 (1). Head with longitudinal sulcus at middle shallow and shorter 4
 Head with longitudinal sulcus at middle deep and distinct; length over 4.2 mm 5
- 4 (3). Dorsum yellowish to reddish brown ; length 3.9 mm **megalops**
 Dorsum entirely pitchy black, with slight aeneous reflexion, ventral surfaces pitchy brown ; pitchy brown with basal segments paler ; legs dark brown ; length 2.7-3.2 mm **paksensis**
- 5 (3). Dorsum entirely pitchy black, with slight aeneous reflection, ventral surfaces pitchy brown; length 4.2-4.8 mm **melanura**
 Dorsum pitchy, somewhat mixed with green ; elytron a broad longitudinal stripe, more deeply colored than rest of surface, extending from humerus to a little distance beyond middle ; ventral surfaces pitchy black ; length 4.5 mm **consobrina**

Tricliona conso brina Chen

Tricliona consobrina Chen, 1935, Sinensia 6: 291 (Tonkin). --Gressitt & Kimoto, 1961, Pac. Insects Monogr. 1A: 202 (Tonkin).

DISTRIBUTION : Vietnam.
 No additional material.

Tricliona costipennis Chen

Tricliona costipennis Chen, 1935, Sinensia 6: 292 (Tonkin ; PARIS). --Gressitt & Kimoto, 1961, Pac. Insects Monogr. 1A: 202 (Tonkin).

DISTRIBUTION : Vietnam.
 No additional material.

Tricliona megalops Chen

Tricliona megalops Chen, 1935, Sinensia 6: 294 (Tonkin ; PARIS). --Gressitt & Kimoto, 1961, Pac. Insects Monogr. 1A: 202 (Tonkin).

DISTRIBUTION : Vietnam.
 No additional material.

Tricliona melanura Lefèvre (Fig. 32a)

Tricliona melanura Lef., 1890, Nouv. Arch. Mus. Paris, ser. 3, 2: 197 (Cambodge ; PARIS) ; 1904, Miss. Pavie Indo-China, ser. 2, 3 (Zool.): 153 (Cambodge).

DISTRIBUTION : Cambodia, Laos, Vietnam.

MATERIAL EXAMINED. LAOS: Wapikhamthong Prov., Khong Sedone, 1 ex., 17. vii. 1965, Native collr; Sedone Pakse, 1 ex., 23. v. 1965. P. D. Ashlock (BISHOP) ; Umgeb. Vanky, 1 ex., 1963 (MUNCHEN).




Fig. 32. a, *Tricliona melanura* Lefèvre; b, *T. paksensis* Kimoto & Gressitt, n. sp.; c, *T. suturalis* Kimoto & Gressitt, n. sp.

***Tricliona paksensis* Kitmoto & Gressitt, n. sp. (Fig. 32b)**

Oblong, subparallel-sided ; dorsum entirely pitchy black, with slight aeneous reflexion, ventral surfaces pitchy brown ; antenna pitchy brown with basal segments paler ; legs dark reddish brown.

Head with surface finely granulate, vertex sparsely impressed by distinct punctures, and with a shallow longitudinal furrow at middle; clypeus widely excavated at middle, separated from vertex by a distinct furrow. Antenna robust, nearly $\frac{2}{3}$ as long as body length; first segment robust, somewhat club-shaped; second nearly $\frac{2}{3}$ as long as first; third slightly longer than second, much slenderer; fourth and fifth subequal to third in length and shape ; sixth as long as fifth but gradually widened apically; seventh as long as sixth but much robuster, subtriangular ; eighth slightly longer than seventh, robust; ninth slightly shorter than eighth, and nearly $1\frac{1}{2}$ times as long as wide; tenth subequal to ninth in length and shape; eleventh nearly $1\frac{3}{4}$ times as long as tenth and its apex pointed. Pronotum transverse, about $1\frac{1}{2}$ times as wide as long, side slightly rounded, widest almost at middle and slightly narrowed anteriorly and posteriorly ; anterior and posterior corners slightly thickened, each with a setigerous puncture ; anterior margin rounded anteriorly and posterior margin more widely rounded posteriorly; dorsal surface distinctly and rather closely punctate and their interstices sparsely impressed by fine punctures; proepimeron finely granulate, nearly impunctate; metasternum smooth, shining, sparsely impressed by fine punctures and covered with fine hairs. Scutellum subpentagonal, with apex rounded; surface smooth, shining, nearly impunctate. Elytron subparallel-sided, with apex rounded ; punctures large, distinct, regularly arranged in longitudinal rows,

and their interstices sparsely impressed by fine punctures and slightly raised especially on lateral area. Femur of anterior leg with a distinct tooth subapically and femur of hind leg with a minute tooth subapically.

Length 2.7-3.2 mm.

HOLOTYPE (BISHOP), LAOS: Sedone Prov., Pakse, 23. v. 1965, P. D. Ashlock. Paratype : LAOS: 3 km N of Pakse, 1 ex., 2. v. 1965, P. D. Ashlock (KIMOTO).

This new species somewhat resembles *Tricliona melanura* Lefèvre, but differs in being the body length shorter and having vertex of head more sparsely and finely punctate.

Tricliona suturalis Kimoto & Gressitt, n. sp. (Fig. 32c)

Oblong oval; reddish brown, elytron with lateral and apical margins narrowly and sutural margin widely blackish; ventral surfaces with meso- and metathorax blackish.

Head with vertex smooth, shining, sparsely impressed by minute punctures, and with a shallow longitudinal furrow at middle; clypeus shagreened, flat, more sparsely impressed by stronger punctures than vertex. Antenna robust, nearly $2/3$ as long as body length; first segment robust, somewhat club-shaped; second nearly $3/4$ as long as first, robust; third nearly as long as second but much slenderer; fourth slightly longer than third, slender; fifth and sixth subequal to fourth in length and shape; seventh slightly longer than sixth, gradually widened apically, subtriangular; eighth slightly longer than seventh and much robuster; ninth and tenth subequal to eighth in length and shape, and nearly twice as long as wide; eleventh $1\frac{1}{4}$ times as long as tenth and its apex pointed. Pronotum transverse, about $1\frac{1}{4}$ times as wide as long, side rounded, widest almost at middle and narrowed anteriorly and posteriorly; anterior and posterior corners each with a setigerous puncture; dorsal surface sparsely impressed by fine punctures; proepimeron smooth, shining, impunctate; metasternum smooth, shining, sparsely impressed by fine punctures and fine hairs. Elytron subparallel-sided, with apex rounded; punctures distinct on basal part and obsolete on apical part, regularly arranged in longitudinal rows and their interstices flat, sparsely impressed by minute punctures. Femur of anterior leg armed with a distinct tooth subapically and femur of posterior leg with a minute tooth subapically.

Length 2.9-3.4 mm.

HOLOTYPE: Chiang Dao, (Type No. 2359, Kyushu Univ.), 15. vi. 1965, K. Morimoto. Paratopotypes : THAILAND : 2 exs., same data as the holotype (KU). Paratypes : THAILAND : Botanical garden, Chiangmai, 1 ex., 12. vi. 1965, Y. Miyatake (KU); Chiang Dao, 4 exs., 15. vi. 1965, P. D. Ashlock (BISHOP).

This new species somewhat resembles *Tricliona marginata* Jacoby, from India, but differs in being the body length shorter, and having prothorax narrower and elytral suture widely blackish.

Genus *Cleorina* Lefèvre

Cleorina Lef., 1885, Mém.Soc. Sci. Liège, ser. 2, 11 : 143. Jacoby, 1908, Fauna India, Coleopt. 2: 432 (type designated : *Cleorina aulica* Lefèvre = *Nodostoma aeneomicans* Baly, from Malacca). --Chen, 1935, Sinensia 6 (3) : 281; **1940, *ibid.* 11 (5-6) : 488.** --Chûjô, 1956, Philip. J. Sci. 85 (1) : 148. --Gressitt & Kimoto, 1961, Pac. Insects Monogr. IA: 202.

KEY TO SPECIES OF *Cleorina*

- 1 (0). Legs entirely blackish 2
 Legs partly reddish ; blackish blue, antenna with basal segments reddish; length 3.0mm **bicoloripes**
- 2 (1). Proepimeron not distinctly punctured, surface finely granulate ; metasternum heavily punctured 3
 Proepimeron distinctly punctured, surface smooth, shining ; metasternum nearly impunctate, except for a few marginal ones; coloration of dorsal surfaces variable: entirely greenish, violaceous, bluish or blackish, in some specimen ground color green with disc of elytron cupreous; length 3.0-4.2mm **aeneomicans**
- 3 (1). Of large size; entirely blackish blue ; length 4.0-4.5 mm **major**
 Of small size ; entirely blackish with or without slightly bluish luster; length 2.5-3.0 mm **bainana**

Cleorina aeneomicans (Baly)

Nadostoma aeneomicans Baly, 1867, Trans. Entomol. Soc. Lond., ser. 3, 4 (2) : 237 (Malacca; BM). --Jacoby, 1884, Notes Leyd. Mus. 6: 15 (Sumatra) ; 1889, Ann. Mus. Civ. Genova 1889: 165 (Burma) .

Nodostoma purpureipenne Baly, 1867, Trans. Entomol. Soc. Lond., 3, 4 (2) : 249 (Malacca ; BM), **New synonymy.**

Cleorina aeneomicans: Lefèvre, 1887, Notes Leyd. Mus. 9: 263 (synonymies) ; 1889, Ann. Soc. Entomol. Fr. ser. 6, 9: 293 (Cambodge: Pnomh-Penh). --Jacoby, 1889, Ann. Mus. Civ. Genova 1885: 165 (Burma) ; 1896, ***ibid.* 36: 412** (Sumatra). --Lefèvre, 1893, Ann. Soc. Entomol. Fr. 1893: 129 (Env. Bangkok).

Cleorina aulica Lefèvre, 1885, Mém.Soc. Sci. Liège, ser. 2, 11: 144, nota 1 (Batavia) ; 1887, Notes Leyd. Mus. 9: 263 (= *aeneomicans*). --Jacoby, 1908, Fauna India, Coleopt. 2: 488 (Java, Burma).

Cleorina janthina Lefèvre, 1885, Mém.Soc. Sci. Liège, ser. 2, 11: 144, nota 3 (Hongkong). Chen, 1935, Sinensia 6 (3): 282 (Hongkong). --Gressitt & Kimoto, 1961, Pac. Insects Monogr. IA: 203 (S. China, Hainan Is.). **New synonymy.**

Cleorina lefevrei Jacoby, 1890, Entomologist 23 : 116 (China ; BM) ; 1908, Fauna India, Coleopt. 2: 484 (Burma, China). --Chen, 1935, Sinensia 6 (3) : 282. --Chûjô, 1956, Philip. J. Sci. 85 (1) : 150, fig. 12 (Formosa), --Gressitt & Kimoto, 1961, Pac. Insects Monogr. IA: 203 (= *janthina*).

Cleorina purpureipennis; Jacoby, 1896, Ann. Mus. Civ. Genova 36: 414 (genus).

Cleorina purpureipennis var. *purpureicollis*, *violaceipennis* Pic, 1937, Mém. Exot. Entomol. 69: 23 (Tonkin).

DISTRIBUTION : Burma, Andaman Is., Thailand, Cambodia, Laos, Vietnam, Hainan, S. China, Taiwan, Malaya, Sumatra, Java.

MATERIAL EXAMINED. THAILAND: Doi Suthep, 1000 m, Chiang Mai Prov., 1 ex., 8. vi. 1965, K. Morimoto, 3 exs., 18-19. vi. 1965, K. Morimoto & Y. Miyatake ;

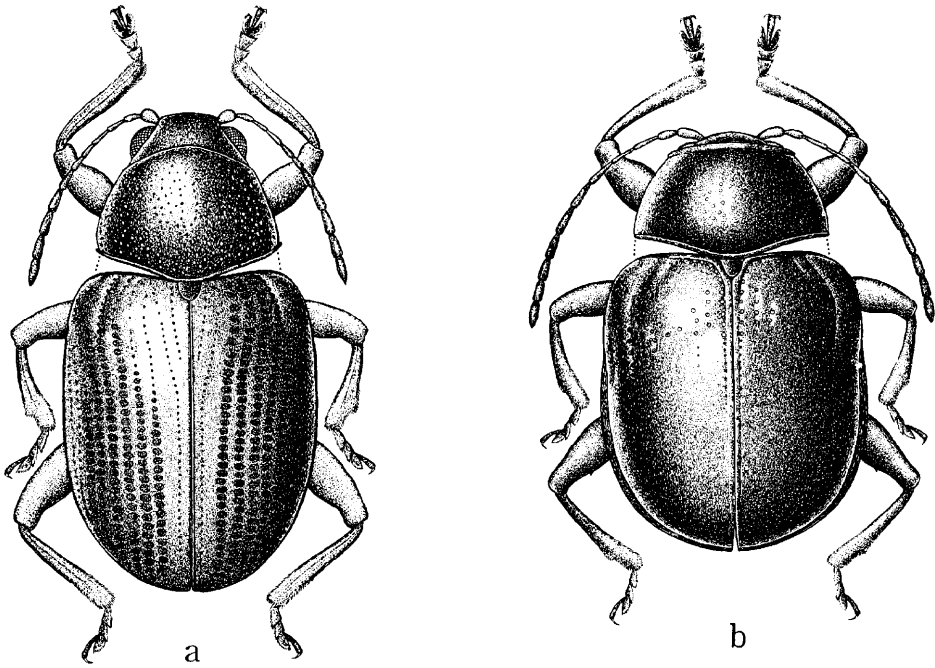


Fig. 33. a, *Cleoporus badius* Lefèvre; b, *Cleorina hainana* Gressitt & Kimoto.

Khao Yai Nat. Park, 2 exs., 6. vi. 1965, K. Morimoto; Khao Chong, nr. Trung, 26. vi. 1965, Y. Miyatake (KU); Trang Prov., Khaophappa, Kaochang, 200-400 m, 1 ex., 31. i. 1964, 3 exs., 11-12. i. 1964, G. A. Samuelson; Nakhon Nayok Prov., Khao Yai Nat. Park, 1 ex., 6. vi. 1965, P. D. Ashlock; Banna, Chawang, nr. Nabon, 70 m, 1 ex., 5. ix. 1958, J. L. Gressitt; Chinagmai Prov., Chiang Dao, 450 m, 1 ex., 5-11. iv. 1958, T. C. Maa (BISHOP). LAOS: Vientiane Prov., Ban Van Eue, 1 ex., 15. 31. v. 1965, 1 ex., 31. vii. 1965, Native collr; Ban Van Heue, 20 km E of Phou-kow-kuei, 5 exs., 15-31. v. 1965, Native collr; Borikhane Prov., Pakkading, 1 ex., 31. vii. 1965, 1 ex., 3. viii. 1965, Native collr; Borikhane Prov., Paksane, 1 ex., 3. xii. 1965, Native collr; Sedone Prov., Paksong, 1 ex., 1. vi. 1965, Native collr; Attopeu., Houei Kong, 2 exs., 31. v. 1965, Native collr (BISHOP); Umgeb. Vientiane, 3 exs., iii-vi. 1963; Umgeb. Paklay, 1 ex., 1963 (MUN-CHEN). VIETNAM: Fyan, 900-1000 m, 8 exs., 11. vii.-9. viii. 1961, N. R. Spencer; 18 km NW of Dalat, 1300 m, 1 ex., 4-5. v. 1960, L. W. Quate; Blao (Balao), 500 m, 1 ex., 22. iv. 1960, 5 exs., 14-21. x. 1960, C. M. Yoshimoto (BISHOP); Hoa-Binh, Tonkin, 20 exs., A. Cooman (FREY).

Cleorina bicoloripes Pic

Cleorina bicoloripes Pic, 1937, Mém. Exot. Entomol. 69: 23 (Tonkin).

DISTRIBUTION: Vietnam.

We could not trace the type location of this species. No additional material.

Cleorina hainana Gressitt & Kimoto (Fig. 33b)

Cleorina hainana Gressitt & Kimoto, 1961, Pac. Insects Monogr. 1A: 203 (Hainan I.; CAS).

DISTRIBUTION: Thailand, Laos, Vietnam. Hainan.

MATERIAL EXAMINED. THAILAND : Trang Prov., Kahophappa, Kaochong, 200-400 m, 10. i. 1964, G. A. Samuelson (BISHOP). LAOS: Ban Van Heue, 20 km E of Phou-kow-kuei, 2 exs., 15-31. v. 1965, J. A. Rondon, 1 ex., 1-15. v. 1965, Malaise trap, J. A. Rondon; Ile de Khong, 1 ex., 6. ii. 1965, 1 ex., 7. ix. 1965, Native collr (BISHOP) ; Vientiane, 2 exs., iii-vi. 1963 (MUNCHEN). VIETNAM: Fyan, 900-1000 m, 5 exs., 11. vii.-9. viii. 1961, N. R. Spencer ; Mt. Lang Bian, 1500-2000 m, 4 exs., 19. v.-8. vi. 1961, N. R. Spencer; Dalat, 1500 m, 3 exs., 29. iv.-4. v. 1960, S. Quate & L. W. Quate; 6 km S., Dalat, 1400-1500 m, 4 exs., 9. vi.-7. vii. 1961, N. R. Spencer; M'Drak, E of Ban Me Thuot, 4-600 m, 2 exs., 8-19. xii. 1960, C. M. Yoshimoto; Dai Lanh, N of Nhang, Trang, 3 exs., 30. xi.-5. xii. 1960, C. M. Yoshimoto; 22 km S of Nha Trang, 1 ex., 20-26. xi. 1960, C. M. Yoshimoto (BISHOP).

Cleorina major Kimoto & Gressitt, n. sp. (Fig. 34a)

Body very round, convex; entirely blackish blue; antenna blackish with basal segments partly brownish.

Head with surface strongly and closely punctate, vertex with a shallow longitudinal furrow at middle. Antenna filiform, nearly $\frac{2}{3}$ as long as body length; first segment robust, somewhat club-shaped ; second robust, nearly half as long as wide, and almost $\frac{2}{3}$ as long as first; third slender, nearly $1\frac{1}{2}$ times as long as second ; fourth nearly $1\frac{1}{5}$ times as long as third; fifth subequal to fourth in length but robuster ; sixth subequal to fifth in length and shape ; seventh slightly shorter than sixth; eighth to tenth subequal to seventh in length and shape; eleventh slightly longer than tenth and its apex pointed. Pronotum transverse, about $1\frac{2}{3}$ times as wide as long, side slightly rounded, widest at basal margin and narrowed anteriorly; anterior and posterior corners each with a setigerous puncture; anterior margin nearly straight and posterior margin rounded and distinctly produced posteriorly at middle ; anterior sulcus distinct, deep and impressed by a row of deep punctures; dorsal surface closely impressed by large punctures which are larger than average elytral punctures_ and interstices of punctures subequal or narrower than diameter of punctures and distinctly raised longitudinally on lateral portion ; proepimeron finely granulate, impunctate ; metasternum closely impressed by large punctures, and their interstices partly granulate. Scutellum subpentagonal, convex ; surface finely and rather closely punctate at middle.

Elytron with side rounded, widest slightly behind humerus and gradually narrowed and apex rounded; subbasal area distinctly raised, separated from behind by a distinct subbasal transverse furrow; punctures regularly arranged in longitudinal rows and their interstices finely impressed by minute punctures and distinctly raised especially on lateral portion.

Length 4.0-4.5 mm.

HOLOTYPE (BISHOP), LAOS: Ban Van Heue, 20 km E of Phou-kow-kuei, 15-31. v. 1965, J. A. Rondon. Paratopotypes: 2 exs., same data as the holotype (BISHOP, KIMOTO). Paratypes: LAOS: 2 exs., same data as the holotype but 15. v. 1965, J. A. Rondon (BISHOP); Vientiane Prov., Ban Van Heue, 1 ex., 15. v. 1965, 1 ex., 15-31. v. 1965, Native collr (BISHOP); Umgeb. Vientiane, 1 ex., iii-vi. 1963 (MUNCHEN).

This new species somewhat resembles *C. aeneomicans* (Baly), but differs in having proepimeron impunctate and finely granulate and metasternum closely impressed by large punctures.

Genus *Mouhotina* Lefèvre

Mouhotia Baly, 1878 (nec Castelnau, 1862), J. Linn. Soc. Zool. 14: 262 (type: *Mouhotia femorata* Baly, from Cambodia).

Mouhotina Lefèvre, 1885, Mém. Soc. Sci. Liège, ser. 2, 11: 130 (new name for *Mouhotia* Baly, 1878, nec Castelnau, 1862). —Jacoby, 1908, Fauna India, Colept. 2: 490.

KEY TO SPECIES OF *Mouhotina*

- Body length longer; pronotum somewhat finely punctate; reddish brown, head, thorax, antenna and legs mostly black, ventral surfaces of thorax pitchy black, in most pale colored specimen reddish brown with antenna and legs mostly pitchy black and in most dark colored specimen pitchy black with part of abdomen pitchy brown; length 3.5-4.5 mm **femorata**
- Body length shorter; pronotum nearly impunctate; shining black; antenna reddish brown with apical segments much darker; legs dark reddish brown to pitchy black; length 2.4-2.6 mm **minuta**

Mouhotina femorata (Baly) (Fig. 34b)

Mouhotia femorata Baly, 1878, J. Linn. Soc. Lond., 14: 262 (Cambodia; BM).

Mouhotina femorata: Lefèvre, 1885, Mém. Soc. Sci. Liège, ser. 2, 11: 130 (Cambodge).

DISTRIBUTION: Thailand, Cambodia, Vietnam.

MATERIAL EXAMINED. THAILAND: Khao Chong, nr. Trung, 1 ex., 27. vi. 1965, Y. Miyatake (KU). VIETNAM: 9 km S of Dilinh (Djiring), 4 exs., 24. iv. 1960, R. E. Leech; 40 km N of Dilinh, 540 m, 2 exs., 26. iv. 1960, R. E. Leech; 28 km N of Dilinh, 900 m, 1 ex., 22-28. iv. 1960, L. W. Quate (BISHOP).

Mouhotina minuta Kimoto & Gressitt, n. sp. (Fig. 34c)

Ovate, convex; shining black, antenna reddish brown with apical segments

much darker; legs dark reddish brown to pitchy black.

Head with surface finely and not closely punctate; vertex convex, with a short shallow longitudinal furrow at middle; anterior margin of clypeus angularly notched. Antenna robust, nearly $2/3$ as long as body length; apical seven segments compressed; first segment robust, somewhat club-shaped; second nearly $3/4$ as long as first, robust; third nearly as long as second, slender; fourth subequal to third in length, but slightly robust; fifth nearly $1\ 1/4$ times as long as fourth, slightly widened apically; sixth and seventh subequal to fifth in length and shape; eighth slightly shorter than seventh, and nearly twice as long as wide; ninth slightly shorter than eighth; tenth subequal to tenth in length and shape; eleventh slightly longer than tenth and its apex pointed. Pronotum transverse, nearly twice as wide as long; side slightly rounded, widest at basal margin and gradually narrowed anteriorly; anterior and posterior corners each with a setigerous puncture; anterior margin nearly straight and posterior margin rounded posteriorly and slightly produced at middle; anterior sulcus distinct, deep and impressed by a row of distinct punctures; dorsal surface nearly impunctate; proepimeron smooth, nearly impunctate; metasternum slightly wrinkled, sparsely impressed by minute punctures. Scutellum subtrigonate, with apex rounded, convex; surface smooth, shining, impunctate. Elytron rounded at side, widest slightly behind humerus and gradually narrowed posteriorly and apex rounded; subbasal area distinctly raised, separated from behind by a distinct subbasal transverse furrow; punctures regularly arranged in longitudinal rows, and punctures deep and distinct on basal area, and nearly obsolete on apical area, and their interstices distinctly impressed by minute punctures; humerus distinctly raised, and with a distinctly raised costa starting from humerus.

Length 2.4-2.6 mm.

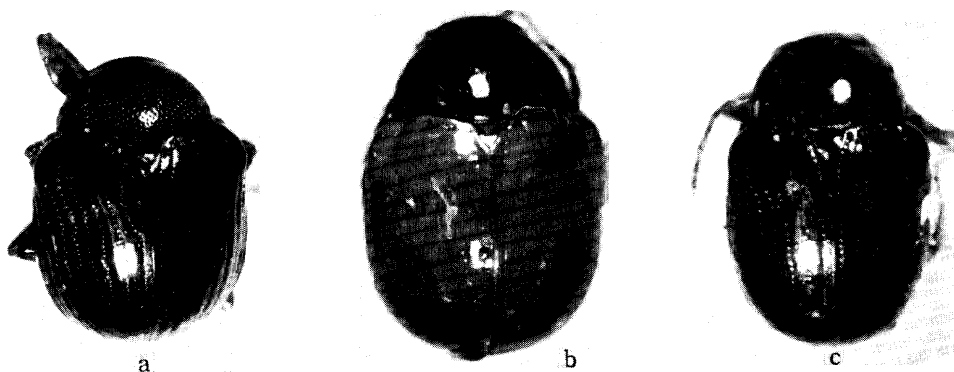


Fig. 34. a, *Cleorina major* Kimoto & Gressitt, n. sp.; b, *Mouhotina femorata* (Baly); c, *M. minuta* Kimoto & Gressitt, n. sp.

HOLOTYPE (Type No. 2360, Kyushu Univ.), THAILAND : Chiang Mai Prov., Doi Suthep, 1000 m, 10. vi. 1965, K. Morimoto. Paratopotypes: 13 exs., same data as the holotype (KU, KIMOTO). Paratypes : THAILAND: 1 ex., same locality but 8 vi. 1965, S. Asahina; Chiangmai Prov., Doi Pui, 1300 m, 2 exs., 17. vi. 1965, K. Morimoto; Tankeo, Doi Suthep, 800 m, 10 exs., 10. vi. 1965, Y. Miyatake (KU) ; Doi Suthep, 1300 m, 2 exs., 8. vi. 1965, P. D. Ashlock; Doi Pui, 2 exs., 17. vi. 1965, P. D. Ashlock; VIETNAM: Dalat, 1500 m, 1 ex., 29. iv. 1960, L. W. Quate; 18 km NW of Dalat, 1300 m, 2 exs., 4-5. v. 1960, S. Quate & L. W. Quate (BISHOP).

This new species somewhat resembles *M. femorata* (Baly), but differs in being the body length shorter, and ha&g pronotum nearly impunctate.

Genus *Chalcolema* Jacoby

Chalcolema Jacoby, 1830, Entomologist 23: 84 (type : *Chalcolema foveicollis* Jacoby, from China). --Chen, 1935, Sinensia 6 (3) : 241; 1940, *ibid.* 11 (5-6) : 492. --Gressitt & Kimoto, 1961, Pac. Insects Monogr. 1A: 276.

Tillopsis Berlioz, 1917, Ann. Soc. Entomol. Fr. 86: 312 (type: *Tillopsis angustata* Berlioz, from Laos). **New synonymy.**

Laoseumolpus Pic, 1935, M el. Exot. Entomol. 75: 3 (type: *Laoseumolpus bicolor* Pic, from Laos).

New synonymy.

Abirellus Ch uj , 1956, Philip. J. Sci. 85 (1) : 133 (type : *Chrysochus cylindricus* Ch uj , from Taiwan).

KEY TO SPECIES OF *Chalcolema*

- Entirely blackish blue ; antenna black with basal segments brownish; length 7.0 mm **lemaoides**
 Reddish brown, elytron bluish black or bluish green; antenna pitchy black with basal segments brownish ; length 5.3-6.6 mm **angustata**

Chalcolema angustata (Berlioz) New combination (Fig. 35a)

Tillopsis angustata Berlioz, 1917, Ann. Soc. Entomol. Fr., 86: 313 (Laos ; PARIS).

Laoseumolpus bicolor Pic, 1935, Mel. Exot. Entomol. 65: 3 (Laos ; PARIS). **New synonymy.**

DISTRIBUTION : Laos, Vietnam.

MATERIAL EXAMINED. LAOS: Vientiane Prov., Ban Van Eue, 4 exs., 15. v. 1965, Native collr; Muong Sing, NW of Luang Prabang, 650 m, 1 ex., 6-10. vi. 1960, L. W. Quate (BISHOP). VIETNAM: Ban Me Thuot, 500 m, 2 exs., 16-18. v. 1960, L. W. Quate (BISHOP) ; Hoa-Binh, Tonkin, 1 ex., A. Cooman (FREY).

Chalcolema lemaoides (Pic) New combination

Tillopsis lemaoides Pic, 1928, Mel. Exot. Entomol. 52: 28 (Tonkin:Chapa; PARIS).

DISTRIBUTION : Vietnam.

No additional material.




Fig. 35. a, *Chalcolema angustata* (Berlioz) ; b, *Heminodes antennatus* (Jacoby) ; c, *Olorus speciosus* Berlioz.

Genus *Heminodes* Jacoby

Heminodes Jac., 1895, Ann. Soc. Entomol. Belg. 39: 287 (type : *Heminodes indicus* Jacoby, from India) ; 1908, Fauna India, Coleopt. 2: 512.

Heminodes antennatus (Jacoby) (Fig. 35b)

Abirus antennatus Jac., 1892, Ann. Mus. Civ. Genova 32: 912 (Burma ; GENOVA).

Heminodes antennatus: Jacoby, 1908, Fauna India, Coleopt. 2: 514 (Burma).

DISTRIBUTION: Burma, Laos.

Oblong-elongate, glabrous above ; antenna with apical five segments broadly dilated; pronotum strongly and rather closely punctate; elytron with punctures arranged in semiregular rows; dorsum dark aeneous ; bluish black or violaceous blue; beneath metallic greenish, bluish or violaceous; length 6.0-10.0 mm.

MATERIAL EXAMINED. LAOS: Khammouane Prov., Phon Tiou, 1 ex., 30. iv. 1965, Native collr; Hrikhane Prov., Pakkading, 2 exs., 22. iii. 1965, Native collr (BISHOP) ; Umgeb. Vientiane, 2 exs., iii-vi. 1963 (MUNCHEN).

Genus *Olorus* Chapuis

Olorus Chapuis, 1874, Genera Coleopt. 10: 311 (type: *Olorus femoralis* Chapuis, from Siam). Lefèvre, 1885, Mkm. Soc. Sci. Liège, ser. 2, 11: 115.

KEY TO SPECIES OF *Olorus*

Male: general color yellowish brown; head and pronotum dark brown with greenish luster ; elytron dark reddish brown ; length 7 mm *femoralis*

Male: head, pronotum, scutellum and elytron golden green, ventral surfaces and legs entirely reddish brown, posterior femur with a long projection subapically golden green or blackish blue, with ventral surfaces and legs slightly brownish in part, posterior femora with a distinct spine subapically; antenna blackish with basal segments brownish; length 7. 8-8. 3 mm **speciosus**

Olorus femoralis Chapuis

Olorus femoralis Chap., 1874, Genera Coleopt. 10: 312, nota 1, pl. 121, fig. 1 ("Natal": Juthia), —Lefèvre, 1885, Mém.Soc. Sci. Liège, ser. 2, 11: 116 ("Siam").

DISTRIBUTION : Thailand.

No additional material examined.

Olorus speciosus Berlioz (Fig. 35c)

Olorus speciosus Berlioz, 1917, Ann. Soc. Entomol. Fr., 86: 311 (Laos; PARIS).

DISTRIBUTION : Thailand, Laos.

MATERIAL EXAMINED. THAILAND: NW Chiangmai, Fang, 500 m, 1 ex.. 12-19. iv. 1958, T. C. Maa (BISHOP). LAOS: Ban Van Heue, 20 km E of Phou-kow-kuei, 1 ex., 1-5. v. 1965, J. A. Rondon (BISHOP); Umgeb. Vientiane, 4 exs., iii-vi. 1963; Umgeb. Vanky, 1 ex.. 1963; Umgeb. Paklay, 1 ex., 1963 (MUNCHEN).

Genus **Colaspoides** Castelnau

Colaspoides Castelnau, 1883, in Silbermann, Rev. d'Entomol. 1: 20 (type :*Cryptocephalus limbatus* Fabricius, from Pueruto Rico). —Chapuis, 1874, Genera Coleopt. 10: 346. —Lefèvre, 1883, Mém.Soc. Sci. Liège, ser. 2, 11: 157. —Jacoby, 1908, Fauna India, Coleopt. 2: 514. —Chen, 1935, Sinensia 6 (3) : 249; 1940, *ibid.* 11 (5-6) : 492. —Chûjô, 1956, Philip. J. Sci. 85 (1) : 160. —Gressitt & Kimoto, 1961, Pac. Insects Monogr. 1A : 276. —Kimoto, 1964, J. Fac. Agr. Kyushu Univ. 13 (2) : 239.

Amasia Chapuis, 1874, Genera Coleopt. 10 : 313 (type :*Amasia spinipes* Chapuis =*Colaspoides varians* Baly, from Java).

Tailandia Chûjô, 1964, Nature and Life in SE Asia, Kyoto 3 : 281 (type : *Tailandia chakratongii* Chûjô, from Thailand). **New synonymy.**

KEY TO SPECIES OF *Colaspoides*

- | | | |
|--------|---|------------------|
| 1 (0). | Posterior femur not expanded in middle | 2 |
| | Posterior femur expanded; in male bearing a tuft of hairs in middle of posterior femur; male green, female blue; legs pitchy black, antenna pitchy black with basal four or five segments brownish; length 5.1-5.7 mm | femoralis |
| 2 (1). | Posterior femur with a distinct spine and anterior femur widened, angulate at middle | 3 |
| | Posterior femur without any distinct spine | 7 |
| 3 (2). | Elytron largely not rugose, without distinct longitudinal costa dorsally | 4 |
| | Elytron largely subrugose, and with three or four longitudinal costae dorsally; dorsal surfaces generally cupreous with slight greenish luster; ventral surfaces pitchy brown with or without greenish luster; legs | |

- dark brown ; length 6.0-6.3 mm **rugipennis**
- 4 (3). Latero-apical portion of elytron without sharply raised ridge 5
 Latero-apical portion of elytron with a sharply raised ridge; ventral surfaces blackish with or without greenish to bluish luster; dorsal surfaces golden green, cupreous, violaceous or bluish black ; legs bluish black, greenish brown or reddish brown; length 4. 3-6. 1 mm **prasinus**
- 5 (4). Ventral surfaces yellowish to reddish brown 6
 Ventral surfaces entirely pitchy black; general color green with or without metallic luster ; antenna reddish brown with apical segments in part or largely blackish ; legs reddish brown ; length 3.5-4. 6 mm..... **thailandicus**
- 6 (5). Posterior femur armed with a long and sharp spine subapically; dorsal surfaces greenish cupreous ; length 4. 5 mm **spinigerus**
 Posterior femur armed with a broad spine subapically; metallic green to cupreous ; length 3.5-4.5 mm **martini**
- 7 (2). Elytral surface largely subrugose, closely impressed by large punctures, pronotum strongly and very closely punctate 8
 Elytral surface largely not subrugose 9
- 8 (7). Short oval, elytron with three or four longitudinal costae, golden green to greenish blue; antenna pitchy black with basal segments brownish; legs greenish blue; length 5.5-6.4 mm **rugulosus**
 Oblong oval, elytron with irregular transverse or tubercular rugosities, all over surface ; golden green, antenna ochraceous ; legs golden green; length 4.8-6.7 mm **chakratongii**
- 9 (7). Antenna robust, preapical segments nearly twice as long as wide ; head with vertex finely granulate especially on anterior portion 10
 Antenna slender, preapical segments much longer than twice as long as wide 11
- 10 (9). Pronotum distinctly and fairly closely punctate throughout and interstices of punctures closely impressed by minute punctures; bronzy black, antenna reddish brown with apical segments partly blackish ; legs reddish brown ; length 3.5-4.0 mm **rufipes**
 Pronotum sparsely impressed by shallow punctures and their interstices nearly smooth, impunctate; bronzy black, violaceous blue or bluish green ; antenna reddish brown with apical segments partly blackish ; legs reddish brown; length 2.9-3.5mm..... **langbianicus**
- 11 (9). Elytral punctures about as large as interspaces or larger, and with some irregular transverse rugosities at side and with or without slightly raised longitudinal costae apically; pronotal punctures nearly as large as interspaces at side 12
 Elytral punctures distinctly smaller than interspaces, and without irregular transverse rugosities or raised longitudinal costae 14
- 12 (11). Pronotum with lateral margin narrower and interstices of punctures finer and sparsely impressed ; antenna reddish brown with apical segments partly blackish 13
 Pronotum with lateral margin wider and interstices of punctures distinctly and rather closely impressed; antenna blackish with basal segments partly brownish ; elytron with irregular transverse rugosities at side but interstices of semiregularly arranged longitudinal punctures at subapical portion hardly raised; green, cupreous green, violaceous blue or bluish black; legs entirely greenish or bluish ; length 4. 5-7.0 mm **paviei**
- 13 (12). Oblong oval : interstices of semiregularly arranged longitudinal puncture rows slightly raised ; dorsal surfaces greenish cupreous, antenna yellow-

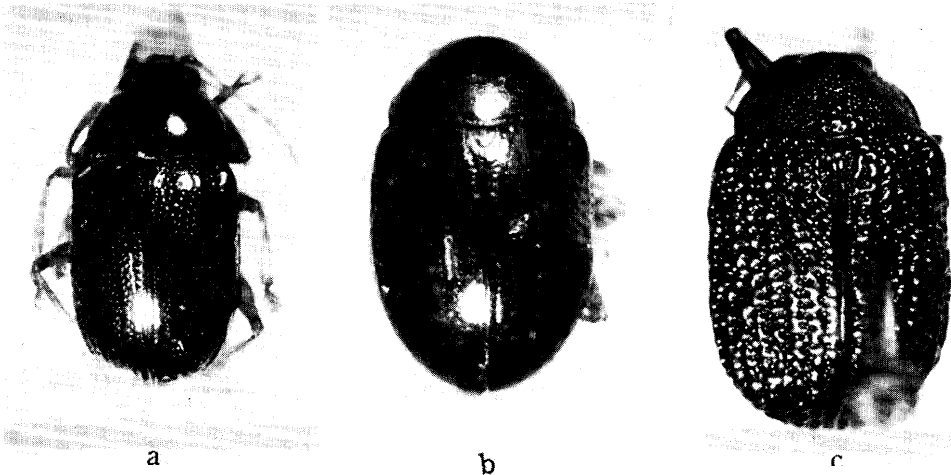


Fig. 36. a, *Colaspoides prasinus* Lefèvre; b, *C. thailandicus* Kimoto & Gressitt, n. sp.; c, *C. rugulosus* Lefèvre.

- ish brown with apical segments infuscate; length 6.3 mm **fulvicornis**
 Short oval; interstices of punctures more distinctly raised; green with
 or without cupreous luster; legs reddish brown with femora greenish,
 or almost entirely greenish; antenna reddish brown with apical seg-
 ments partly blackish; 4. 5-4.8 mm **ovalis**
- 14 (11). Antenna normal, 3-7 segments of antenna not closely clothed with long
 hairs in male 15
 Antenna with underside of 3-7 segments closely clothed with long hairs
 in male; coloration of dorsum variable, either reddish brown with
 metallic luster or aeneous; underside generally dark reddish brown,
 antenna reddish brown with apical segments infuscate; length 4.3-6.0
 mm **pilicornis**
- 15 (14). General color reddish brown 16
 Dorsum not entirely reddish brown 19
- 16 (15). Pronotal punctures distinctly smaller than interspaces even at side, or
 nearly impunctate 17
 Pronotal punctures about as large as interspaces and slightly smaller at
 side; reddish brown; length 3.7-4.2mm **vietnamicus**
- 17 (16). Pronotum distinctly but sparsely punctate; reddish brown, antenna red-
 dish brown with apical segments blackish in various degrees, legs red-
 dish brown with tibiae, tarsi and apex of femora dark brown to pitchy
 black; length 4.0-4.9mm **laosensis**
 Pronotum nearly impunctate; pitchy brown with slight greenish luster;
 antenna reddish brown with segment 11 mostly pitchy brown; abdo-
 men and legs reddish brown; length 2.9-3.4 mm **minimus**
- 18 (15). Dorsal surfaces bluish, greenish or violaceous, ventral surfaces pitchy
 brown or greenish blue 19
 Pronotum reddish brown, elytron pitchy black; head and ventral sur-
 faces reddish brown, antenna pitchy black with basal segments brown-
 ish; legs reddish brown with tibiae, tarsi and apex of femora blackish;
 pronotum distinctly and rather closely punctate, elytral punctures more
 closely and distinctly punctate than prothorax; length 5. 1-5. 5 mm **piceus**

- 19 (15). Pronotum sparsely impressed by fine punctures and their interstices nearly impunctate 20
 Pronotum remotely impressed by deep punctures and their interstices impressed by minute, round punctures; dorsal surfaces greenish with slight cupreous luster; ventral surfaces pitchy brown; antenna reddish brown with apical segments infuscate, legs entirely reddish brown; length 5.0-5.3 mm **fulvipes**
- 20 (19). Body oblong oval, pronotum distinctly impressed by large punctures; head and dorsal surfaces green with or without cupreous luster; antenna yellowish to reddish brown with apical segments infuscate; ventral surfaces pitchy brown, legs reddish brown; length 3.5-4.5 mm ... **diffinis**
 Body short oval, pronotum sparsely impressed with shallow punctures; head and dorsal surfaces green with or without cupreous luster; antenna reddish brown with apical segments pitchy black; ventral surfaces pitchy brown, legs reddish brown; length 3.5-3.7 mm **persimilis**

***Colaspoides chakratongii* (Chûjô) New combination (Fig. 40a)**

Tailandia chakratongii Chûjô, 1964, Nature and Life in SE Asia, Kyoto 3: 283, fig. 18 (Thailand: Chiang Mai; CHUJO).

DISTRIBUTION: Thailand.

MATERIAL EXAMINED. THAILAND: Chiang Mai Prov., Doi Suthep, 1000 m, 1 ex., 12. vi. 1965, P. D. Ashlock (BISHOP), 1 ex., 8. vi. 1965, S. Asahina, 2 ex., 12. vi. 1965, K. Morimoto, 16 exs., 18-19. vi. 1965, K. Morimoto & Miyatake (KU).

***Colaspoides diffinis* Lefèvre**

Colaspoides diffinis Lef., 1893, Ann. Soc. Entomol. Fr. 62: 134 (Tonkin). -Chen, 1935, Sinensia 6 (3): 255 (S. China, Tonkin). -Gressitt & Kimoto, 1961, Pac. Insects Monogr. IA: 279 (Tonkin, S. China).

DISTRIBUTION: S. China, Vietnam.

We could not trace the type location of this species. Our identification is based on the material identified by Lefèvre which is preserved in Paris Museum.

No additional material.

***Colaspoides femoralis* Lefèvre**

Colaspoides femoralis Lef., 1885, Mém. Soc. Sci. Liège, ser. 2, 11: 158, nota 1 (China: Macao); 1889, Ann. Soc. Entomol. Fr. ser. 6, 9: 298 (Tonkin: Lien-Son); **1893, *ibid.* 1893: 133** (Cochinchine, Tonkin). -Chen, 1935, Sinensia 6 (3): 258, fig. 10 (China, Macao, Tonkin, Cochinchina). -Gressitt & Kimoto, 1961, Pac. Insects Monogr. IA: 280 (China).

DISTRIBUTION: Laos, Vietnam, China.

MATERIAL EXAMINED. LAOS: Umgeb. Vanky, 1 ex., 1963; Umgeb. Paklay, 1 ex., 1963 (MUNCHEN). VIETNAM: 25 km SW of Pleiku, 400 m, 1 ex., 12. v. 1960, L. W. Quate (BISHOP).

Colaspoides fulvicornis (Baly)

Colasposoma fulvicorne Baly, 1865, Trans. Entomol. Soc. Lond., ser. 3, 2 (5) : 428 (Siam; BM).
Colaspoides fulvicornis:Jacoby, 1889, Ann. Mus. Civ. Genova 27: 187, nota (Siam).

DISTRIBUTION : Thailand.

No additional material.

Colaspoides fulvipes Lefèvre

Colaspoides fulvipes Lef., 1889, Ann. Soc. Entomol. Fr. ser. 6, 9: 299 (Tonkin: Lien-Son).

DISTRIBUTION : Vietnam.

No additional material.

Colaspoides langbianicus Kimoto & Gressitt, n. sp. (Fig. 37a)

Body broadly ovate, strongly convex. Bronzy black, violaceous blue or bluish green, head with labrum reddish brown; antenna reddish brown with apical portion of eighth, ninth and most of eleventh segments blackish; ventral surfaces entirely reddish brown.

Head with surface finely granulate, sparsely impressed by fine punctures, vertex with a shallow longitudinal sulcus. Antenna short, with first segments large, robust, slightly curved; second robust, nearly as long as wide, shortest; third slenderer, nearly $1 \frac{2}{3}$ times as long as second; fourth slightly shorter than third; fifth subequal to fourth in length and shape; sixth slightly shorter than fifth; seventh robust, nearly $1 \frac{1}{2}$ times as long as wide, and nearly $1 \frac{1}{2}$ times as long as sixth; eighth slightly shorter than seventh; ninth subequal to eighth in length but slightly slenderer; tenth subequal to ninth in length




Fig. 37. a, *Colaspoides langbianicus* Kimoto & Gressitt, n. sp.; b, *C. paviei* Lefèvre; c, *C. ovalis* Lefèvre.

and shape; eleventh slightly longer than tenth and its apex pointed. Pronotum nearly twice as broad as long, strongly narrowed anteriorly, basal margin sinuate with median portion distinctly arched posteriorly, dorsal surface strongly convex, sparsely impressed by shallow punctures. Scutellum subpentagonal, surface somewhat wrinkled and impressed by fine punctures. Elytron widest at humerus, slightly wider than pronotum, and strongly narrowed posteriorly, dorsal surface very strongly convex, distinctly and closely punctate, punctures partly arranged in longitudinal rows, their interstices closely impressed by fine punctures.

Length 2.9-3.5 mm.

HOLOTYPE (BISHOP), VIETNAM : Mt. Lang Bian, 1500-2000 m, 19. v.-8. vi. 1961, N. R. Spencer. Paratopotypes: 35 exs., same data as the holotype (BISHOP, KIMOTO). Paratypes : VIETNAM: Dilinh (Djiring), 1200 m, 22-28. iv. 1960, L. W. Quate (BISHOP).

This new species closely resembles *C. rufipes* Kimoto & Gressitt, but differs in having pronotum more sparsely impressed with shallow punctures and their interstices nearly impunctate.

***Colaspoides laosensis* Kimoto & Gressitt, n. sp. (Fig. 38b)**

Oblong oval; reddish brown, antenna with apical segments slightly darker, legs with tibiae, tarsi and apical part of femora infuscate in various degrees.

Head with surface smooth, sparsely impressed by distinct punctures, clypeus more closely punctate than vertex. Antenna slenderer, nearly $\frac{2}{3}$ as long as body length ; first segment large, robust, slightly curved; second robust, slightly longer than wide, shortest; third slenderer, nearly twice as long as second; fourth subequal to third in length and shape, fifth about $1\frac{1}{4}$ times as long fourth ; sixth slightly longer than fifth and much robuster apically ; seventh subequal to sixth in length and shape; eighth slightly shorter than seventh; ninth and tenth subequal to eighth in length and shape ; eleventh slightly longer than tenth and its apex pointed. Pronotum nearly $1\frac{2}{3}$ times as broad as long, widest at $\frac{1}{3}$ from basal corner and strongly narrowed anteriorly and less strongly so posteriorly, basal margin sinuate with median portion distinctly arched posteriorly; dorsal surface convex, distinctly and rather closely punctate throughout and their interstices sparsely impressed by minute punctures. Scutellum subpentagonal, surface smooth, shining, impunctate. Elytron widest at humeral region, slightly wider than pronotum, and gradually narrowed posteriorly, dorsal surface strongly convex, distinctly and closely punctate, punctures partly arranged in longitudinal rows, and their interstices sparsely impressed by fine punctures.

Length 4.0-4.5 mm.

HOLOTYPE (MUNCHEN), LAOS: Umgeb. Vanky, 1963. Paratopotypes : 4 exs., same data as the holotype (MUNCHEN, KIMOTO) . Paratypes : LAOS: Umgeb.

Paklay, 1 ex., 1963 (MUNCHEN) ; Ban Van Heue, 20 km E of Phou-kow-kuei, 2 exs., 1 15. v. 1965, J. A. Rondon (BISHOP).

This new species somewhat resembles *C. vietnamicus* Kimoto & Gressitt, but differs in having the pronotal punctures finer and their interstices wider than their diameters.

Colaspoides martini Lefèvre

Colaspoides martini Lef., 1885, Bull. Entomol. Fr., ser. 6, 5: 66 (Tonkin; ? PARIS). Chen, 1935, Sinensia 6 (3) : 252 (Sino-Tonkin frontier). Gressitt & Kimoto, 1961, Pac. Insects Monogr. 1A: 282 (S. China, N. Vietnam).

DISTRIBUTION : Thailand, Laos, Vietnam.

We could trace the type location of this species. Our identification is based on the material identified by Lefèvre. Those are preserved in Paris Museum.

MATERIAL EXAMINED. THAILAND: Saraburi Prov., Ban Muak Lek Nat. Park, 1 ex., 5. vi. 1965, P. D. Ashlock; Nayok Prov., Kao Yai Nat. Park, 1 ex., 5. vi. 1965, P. D. Ashlock (BISHOP) ; Khao Yai Nat. Park, 26 exs., 5-6. vi. 1965, S. Asahina, K. Morimoto & Y. Miyatake ; Fang, 1 ex., 13. vi. 1965, Y. Miyatake (KU) ; Saraburi, 49 exs., 21-23. vi. 1960 (BANGKHEN). LAOS: Ban Van Heue, 20 km E of Phou-kow-kuei, 9 exs., 1-15. v. 1965, J. A. Rondon; Muong Sing, NW of Luang Prabang, 650 m, 2 exs., 6-10. vi., 1960, L. W. Quate (BISHOP). VIETNAM: Hoa-Binh, Tonkin, 7 exs., A. Cooman (FREY).

Colaspoides minimus Kimoto & Gressitt, n. sp. (Fig. 38c)

Oblong oval; generally reddish brown with or without bluish luster, especially on marginal portion.

Head with surface smooth, sparsely impressed by distinct punctures, which are more closely impressed on clypeus than vertex, vertex with a shallow longitudinal sulcus, clypeus not distinctly separated from vertex by transverse impression. Antenna slenderer, nearly 2/3 as long as body length ; first segment large, robust, curved ; second robust, slightly longer than wide, shortest; third slenderer, almost 1 2/3 times as long as second; fourth subequal to third in length and shape; fifth slightly longer than fourth; sixth subequal to fifth in length and shape; seventh slightly longer than sixth; eighth slightly shorter than seventh; ninth and tenth subequal to eighth in length and shape; eleventh slightly longer than tenth and its apex pointed. Pronotum nearly twice as broad as long, widest slightly before base, strongly narrowed anteriorly, basal margin sinuate with median portion slightly arched posteriorly, dorsal surface nearly impunctate. Scutellum subpentagonal, surface smooth, shining, impunctate. Elytron widest at humeral region, slightly wider than pronotum and strongly narrowed posteriorly, dorsal surface distinctly convex, distinctly and closely punctate and interstices of punctures subequal to or slightly narrower than their diameters in lateral portion, punc-




Fig. 38. a, *Colaspoides vietnamicus* Kimoto & Gressitt, n. sp.; b, *C. laosensis* Kimoto & Gressitt, n. sp.; c, *C. minivnus* Kimoto & Gressitt, n. sp.

tures partly arranged in longitudinal rows.

Length 2.9 -3.4 mm.

HOLOTYPE (BISHOP), VIETNAM : Karyu Danar, 200 m, 13-28. ii. 1961, N. R. Spencer. Paratopotypes : 3 exs., same data as the holotype (BISHOP, KIMOTO). Paratype : LAOS: Ban Van Eue, 20 km E of Phou-kow-kuei, 1 ex., 15-31. v. 1965, Native collr (BISHOP).

A specimen taken from Laos is slightly different from specimens from Vietnam, in having the body slightly longer and the dorsum entirely reddish brown without bluish luster.

This new species somewhat resembles *C. laosensis* Kimoto & Gressitt, but differs in having pronotum nearly impunctate and the body length much shorter.

Colaspoides ovalis Lefèvre (Fig. 37c)

Colaspoides ovalis Lef., 1890, Nouv. Arch. Mus. Paris, ser. 3, 2: 201 (Laos: Luang-Phabang; PARIS) ; 1904, Miss. Pavie Indo-China, ser. 2, 3 (Zool.) : 156 (Laos),

Colaspoides siamensis Jacoby, 1905, Fasciculi Malayenses, Appendix 2 : 4 (Siamese Malay States: Biserat, Jalor ; BM). **New synonymy.**

DISTRIBUTION : Thailand, Laos, Vietnam.

MATERIAL EXAMINED. THAILAND: Chiang Mai Prov., Fang (Agr. Exp. Station), 600 m, 1 ex., 14. vi. 1965, P. D. Ashlock (BISHOP) ; Fang, 4 exs., 14. vi. 1965, K. Morimoto & Y. Miyatake ; Tankeo, Doi Suthep, 800 m, 8 exs., 10. vi. 1965, Y. Miyatake; Khao Yai Nat. Park, 4 exs., 6. vi. 1965, K. Morimoto & Y. Miyatake; Khao Chong, nr. Trung, 7 exs., 25-27. vi. 1965, Y. Miyatake; Rato-poom, 2 exs., 27. vi. 1965, Y. Miyatake ; Kor Hong, 3 exs., 23. vi. 1965, K. Morimoto & Miyatake ; Songkhla, 2 exs., 22. vi. 1965, Y. Miyatake (KU). LAOS:

Ban Van Heue, 20 km E of Phou-kow-kuei, 5 exs., 1-15. v. 1965, J. A. Rondon; Sayaboury Prov., Sayaboury, 2 exs., 5. v. 1966, Native collr (BISHOP). VIETNAM: 7 km SE of Dilinh (Djiring), 990 m, 1 ex., 2. v. 1960, R. E. Leech; Ban Me Thuot, 500 m, 1 ex., 16-18. v. 1960, L. W. Quate; 20 km N of Pleiku, 650 m, 1 ex., 9. v. 1960, L. W. Quate (BISHOP); Hoa-Binh, Tonkin, 1 ex. (FREY).

***Colaspoides paviei* Lefèvre (Fig. 37b)**

Colaspoides paviei Lef., 1890, Nouv. Arch. Mus. Paris, ser. 3, 2: 201 (Laos: Luang-Prabang; PARIS); 1904, Miss. Pavie Indo-China, ser. 2, 3 (Zool.): 156 (Laos).

DISTRIBUTION : Laos.

MATERIAL EXAMINED. LAOS: Umgeb. Vientiane, 20 exs., iii-vi. 1963; Umgeb. Paklay, 4 exs., 1963; Umgeb. Pakse, 5 exs., 1963; Umgeb. Vanky, 4 exs., 1964 (MUNCHEN); Vientiane Prov., Ban Van Eue, 6 exs., 15. v. 1965, 1 ex., 31. v. 1966, 1 ex., 30. vi. 1966, Native collr; Ban Van Heue, 20 km E of Phou-kow-kuei, 2 exs., 1-15. v. 1965, 6 exs., 15.-31. v. 1965, Native collr; Attopeu Prov., Houei Kong, 1 ex., 16. v. 1965, 3 exs., 31. v. 1965, Native collr; Khamouane Prov., Phou Tiou, 1 ex., 17. v. 1965, Native collr (BISHOP).

***Colaspoides persimilis* Kimoto & Gressitt, n. sp. (Fig. 39b)**

Body short oval, strongly convex. Bluish green, with or without cupreous luster; head with labrum reddish brown; antenna reddish brown with four or five apical segments blackish; ventral surfaces pitchy black; legs entirely reddish brown.

Head with surface smooth, sparsely impressed by fine punctures, vertex with a shallow longitudinal sulcus, clypeus not distinctly separated from vertex by transverse impression. Antenna slenderer, nearly 2/3 as long as body length; first segment large, robust, slightly curved; second robust, slightly longer than wide, shortest; third slenderer, nearly twice as long as second; fourth subequal to third in length and shape; fifth nearly 1 1/3 times as long as fourth; sixth subequal to fifth in length and shape; seventh subequal to sixth in length but distinctly widened apically; seventh to tenth subequal to each other in length and shape; eleventh slightly longer than tenth and its apex pointed. Pronotum nearly twice as broad as long, strongly narrowed anteriorly, basal margin sinuate with median portion distinctly arched posteriorly, dorsal surface strongly convex, sparsely impressed by fine punctures. Scutellum subpentagonal, surface smooth, nearly impunctate. Elytron widest at humeral region, slightly wider than pronotum, and gradually narrowed posteriorly, dorsal surface strongly convex, distinctly and closely punctate, punctures partly arranged in longitudinal rows, and their interstices sparsely impressed by minute punctures.

Length 3.5-3.7 mm.

HOLOTYPE (BISHOP), LAOS: Ban Van Eue, 20 km E of Phou-kow-kuei, 1-15. v. 1965, J. A. Rondon. Paratopotypes: 12 exs., same data as the holotype (BISHOP, KIMOTO). Paratypes : LAOS: 1 ex., same data as the holotype, but malaise trap ; Ile de Khong, 1 ex., 7. v. 1965, Native collr (BISHOP).

This new species most closely resembles *C. diffinis* Lefevre, but differs in having the body much robuster, punctures of pronotum more sparsely and finely impressed.

***Colaspoides piceus* Kimoto & Gressitt, n. sp. (Fig. 39a)**

Oblong oval; general color reddish brown, elytron pitchy black with margins more brownish; antenna pitchy black with basal segments brownish; legs reddish brown with tibiae, tarsi and apex of femora blackish.

Head with surface smooth, shining, sparsely impressed by distinct punctures which are more closely impressed on clypeus than vertex; clypeus not distinctly separated from vertex by transverse impression. Antenna relatively robust, nearly $2/3$ as long as body length and slightly depressed at subapical segments; first segment large, robust, slightly curved ; second robust, slightly longer than wide, shortest; third slenderer, nearly twice as long as second; fourth subequal to third in length and shape; fifth $1\frac{1}{3}$ times as long as fourth, slightly depressed ; sixth subequal to fifth in length and shape; seventh slightly longer than sixth; eighth slightly shorter than seventh; ninth and tenth subequal to eighth in length and shape; eleventh slightly longer than tenth and its apex pointed. Pronotum nearly $1\frac{4}{5}$ times as broad as long, widest almost at middle, strongly narrowed anteriorly and less strongly so posteriorly, basal margin sinuate with median portion slightly arched posteriorly ; dorsal surface convex, distinctly and rather closely punctate. Scutellum subpentagonal, surface smooth, shining, impunctate. Elytron widest at humeral region, slightly wider than pronotum, and gradually narrowed posteriorly, surface strongly and more closely punctate than pronotum, punctures partly arranged in longitudinal rows, and their interstices sparsely impressed by minute punctures.

Length 5.1-5.5 mm.

HOLOTYPE (BISHOP), VIETNAM: Ban Me Thuot, 500 m, 16-18. v. 1960, L. W. Quate. Paratopotype : 1 ex., same data as the holotype (KIMOTO). Paratype : LAOS: Ban Van Heue, 20 km E of Phou-kow-kuei. 1 ex., 1-15. 1965, J. A. Rondon (BISHOP).

This new species somewhat resembles *C. pilicornis* Lefevre, but differs in having the punctures of pronotum stronger, and antenna without any long hairs in male.

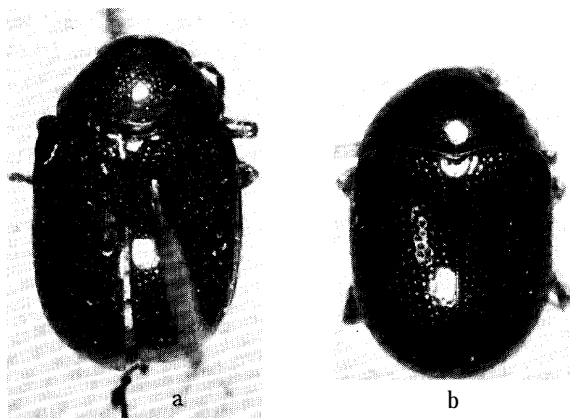


Fig. 39. a, *Colaspoides piceus* Kimoto & Gressitt, n. sp.; b, *C. persimilis* Kimoto & Gressitt, n. sp.

Colaspoides pilicornis Lefevre

Colaspoides pilicornis Lef., 1889, Ann. Soc. Entomol. Fr. ser. 6, 9: 298 (Tonkin: Lien-Son), —Chen, 1935, Sinensia 6 (3): 254 (S. China, Tonkin). —Gressitt & Kimoto, 1961, Pac. Insects Monogr. 1A: 282 (Tonkin, S. China).

DISTRIBUTION: Vietnam, S. China.

We could not trace the type location of this species. Our identification is based on the material identified by Lefevre, which is preserved in Paris Museum.

MATERIAL EXAMINED. VIETNAM: 7 km SE of Dilinh (Djiring), 2 exs., 2. v. 1960, R. E. Leech; Ban Me Thuot, 500 m, 2 exs., 16-18. v. 1960, S. Quate & L. W. Quate (BISHOP); Hoa-Binh, Tonkin, 32 exs., A. Cooman (FREY).

Colaspoides prasinus Lefevre (Fig. 36a)

Colaspoides prasina Lef., 1890, Nouv. Arch. Mus. Paris, ser. 3, 2: 202 (Laos: Luang-Prabang; PARIS); 1904, Miss. Pavie Indo-China, ser. 2, 3 (2001.): 156 (Laos).

Colaspoides chlorolaema Berlioz, 1917, Ann. Soc. Entomol. Fr. 86: 316 (Laos; PARIS). **New synonymy.**

DISTRIBUTION: Thailand, Laos.

MATERIAL EXAMINED. THAILAND: Chiang Mai Prov., Maesa, 3 exs., 16. vi. 1965, P. D. Ashlock; Fang, 500 m, 1 ex., 13. vi. 1965, P. D. Ashlock (BISHOP); Mae Sa Water Fall, 10 exs., 16. vi. 1965, K. Morimoto & Y. Miyatake; Doi Suthep, 1000 m, 2 exs., 10. vi. 1965, K. Morimoto; Fang, 2 exs., 14. vi. 1965, K. Morimoto (KU). LAOS: Muong Sing, NW of Luang Prabang, 650 m, 2 exs., 6-10. vi. 1960, S. Quate, & L. W. Quate; Vientiane, 1 ex., 31. v.-3. vi. 1960, S. Quate & L. W. Quate (BISHOP).

Colaspoides rufipes Kimoto & Gressitt, n. sp. (Figs. 40b-c)

Body broadly ovate, strongly convex. Bronzy black; head cuprous with labrum reddish brown; antenna reddish brown with apical portion of eighth, ninth and tenth and entire eleventh segments blackish; ventral surface entirely black; legs entirely reddish brown.

Head with surface finely granulate, sparsely impressed by fine punctures, vertex with a shallow longitudinal sulcus, clypeus separated from vertex by feeble transverse impression. Antenna short, with first segment large, robust, slightly curved; second robust, slightly longer than wide, shortest; third slenderer, $1\frac{1}{3}$ times as long as second; fourth subequal to third in length and shape; fifth slightly shorter than fourth; sixth subequal to fifth in length and shape; seventh robust, nearly $1\frac{1}{2}$ times as long as wide, and nearly $1\frac{1}{2}$ times as long as sixth; eighth subequal to seventh in length and shape; ninth subequal to eighth in length but slightly slenderer; tenth subequal to ninth in length and shape; eleventh slightly longer than tenth and its apex pointed. Pronotum nearly twice as broad as long, strongly narrowed anteriorly, basal margin sinuate with median portion distinctly arched posteriorly, dorsal surface strongly convex, distinctly and fairly closely punctate throughout and interstices of punctures closely impressed by minute punctures. Scutellum subpentagonal, surface finely granulate and impressed by distinct punctures. Elytron widest at humerus, slightly wider than pronotum, and strongly narrowed posteriorly, dorsal surface very strongly convex, distinctly and closely punctate, punctures partly arranged in longitudinal rows, and their interstices closely impressed by fine punctures.

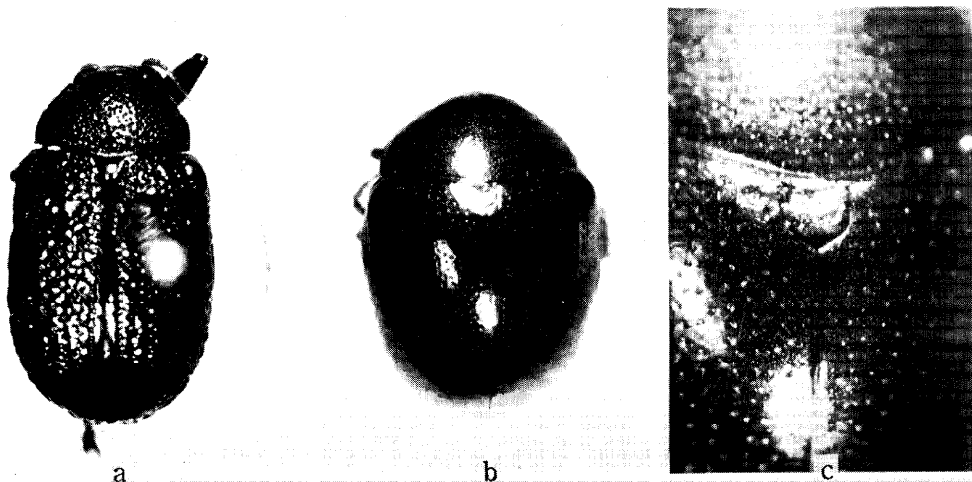


Fig. 40. a, *Colaspoides chakratongii* (Ch û jô); b, *C. rufipes* Kimoto & Gressitt, n. sp., c, ditto, enlarged.

Length 3.5-4.0 mm.

HOLOTYPE (BISHOP), VIETNAM: 15 km NW of Dalat, 1850 m, 5. v. 1960, S. Quate. Paratopotype : 1 ex., same data as the holotype (KIMOTO). Paratypes: VIETNAM: 15 km Dalat, 1500 m, 1 ex., 29. iv.-5. v. 1960, S. Quate; 6 km S., Dalat, 1400-1500 m, 4 exs., 9. vi.-7. vii. 1961, N. R. Spencer (BISHOP).

DISTRIBUTION : Vietnam.

This new species somewhat resembles *C. diffinis* Lefevre, in having the dorsum greenish and legs entirely reddish brown, but differs in being the body length shorter and antenna robuster and head with vertex finely granulate.

***Colaspoides rugipennis* Lefevre**

Colaspoides rugipennis Lef., 1893, Ann. Soc. Entomol. Fr. 62 : 133 (Indo-China ; PARIS). -Berlioz, 1917, Ann. Soc. Entomol. Fr. 86: 316 (Haut-Laos: Vientiane).

DISTRIBUTION : Laos.

No additional material.

***Colaspoides rugulosus* Lefevre (Fig. 36c)**

Colaspoides rugulosa Lef., 1889, Ann. Soc. Entomol. Fr. ser. 6, 9: 299 (Tonkin).

DISTRIBUTION : Vietnam.

MATERIAL EXAMINED. VIETNAM: Dalat, 6 km S, 1400-1500 m, 2 exs., 9. vi.-7. vii. 1961, N. R. Spencer (BISHOP).

***Colaspoides spinigerus* Lefevre**

Colaspoides spinigera Lef., 1893, Ann. Soc. Entomol. Fr. 62: 133 (Saigon).

DISTRIBUTION : Vietnam.

We could not trace the type location of this species. No additional material.

***Colaspoides thailandicus* Kimoto & Gressitt, n. sp. (Fig. 36b)**

Body broadly ovate, strongly convex. Greenish blue with or without cupreous luster, head with labrum reddish brown; antenna reddish brown with apical portion of tenth and most of eleventh segments blackish; ventral surfaces entirely pitchy black; legs entirely reddish brown.

Head with surface smooth, distinctly and not closely punctate, vertex with a shallow longitudinal sulcus, clypeus separated from vertex by feeble transverse impression. Antenna slenderer, nearly 2/3 as long as body length; first segment large, robust, slightly curved ; second robust, slightly longer than wide, shortest; third slenderer, nearly twice as long as second; fourth subequal to third in length and shape; fifth slightly longer than fourth; fifth to seventh subequal to each other in length and shape; eighth slightly shorter

and robuster than seventh; eighth to tenth subequal to each other in length and shape; eleventh slightly longer than tenth and its apex pointed. Pronotum nearly $1 \frac{2}{3}$ times as broad as long, strongly narrowed anteriorly, basal margin sinuate with median portion distinctly arched posteriorly, dorsal surface strongly convex, sparsely impressed by fine punctures. Scutellum subpentagonal, surface smooth, shining, impunctate. Elytron widest at humerus, slightly wider than pronotum, and gradually narrowed posteriorly, dorsal surface very strongly convex, distinctly and closely punctate, punctures partly arranged in longitudinal row, and their interstices sparsely impressed by minute punctures. Posterior femur with distinct spine and anterior femur widened, angulate at middle.

Length 3.5-4.6 mm.

HOLOTYPE (Type No. 2361, Kyushu Univ.), THAILAND: Mae Sa Water Fall, Chiang Mai Prov., 16. vi. 1965, Y. Miyatake. Paratopotypes: 5 exs., same data as the holotype (KU, BISHOP, KIMOTO). Paratypes : THAILAND : Botanical Garden, Chiang Mai, 2 exs., 12. vi. 1965, Y. Miyatake ; Chiangmai, 1 ex., 9. vi. 1965, K. Morimoto; Fang, 1 ex., 14. vi. 1965, K. Morimoto; Chieng Dao, 1 ex., 15. vi. 1965, Y. Miyatake (KU) ; Mae Sa, Chiang Mai Prov., 2 exs., 16. vi. 1965, P. D. Ashlock; Chiang Mai Prov., Chiangmai (Arboretum), 2 exs., 12. vi. 1965, P. D. Ashlock (BISHOP).

This new species resembles *C. martini* Lefèvre, but differs in having pronotum more strongly produced posteriorly at middle, posterior femur with a spine shorter and the ventral surfaces of body pitchy black.

Colaspoides vietnamicus Kimoto & Gressitt, **n. sp.** (Fig. 38a)

Oblong oval; entirely reddish brown.

Head with surface smooth, shining, rather closely impressed by distinct punctures, clypeus not distinctly separated from vertex by transverse impression. Antenna relatively robust, nearly $\frac{2}{3}$ as long as body length; first segment large, robust, slightly curved; second robust, almost as long as wide, shortest; third elongate, nearly three times as long as wide, and nearly twice as long as second; fourth subequal to third in length and shape ; fifth slightly longer than fourth ; sixth subequal to fifth in length and shape ; seventh slightly longer than sixth ; eighth slightly shorter than seventh; ninth and tenth subequal to eighth in length and shape; eleventh slightly longer than tenth and its apex pointed. Pronotum nearly $1 \frac{2}{3}$ times as broad as long, widest almost at middle and strongly narrowed anteriorly and less strongly so posteriorly, basal margin sinuate with median portion distinctly arched posteriorly, and lateral margin rather widely marginate, dorsal surface convex, distinctly and rather closely punctate throughout, interstices of punctures finely impressed by minute punctures. Scutellum subpentagonal, surface smooth, shining, nearly impunctate. Elytron widest at humerus, slightly wider than pro-

notum, and strongly narrowed posteriorly, dorsal surface very strongly convex, distinctly and closely punctate, punctures partly arranged in longitudinal rows, and their interstices sparsely impressed by minute punctures.

Length 3.7 -4.2 mm.

HOLOTYPE (BISHOP), VIETNAM: Karyu Danar, 200 m, 13-28. ii. 1961, N. R. Spencer. Paratopotypes: 2 exs., same data as the holotype (BISHOP, KIMOTO).

This new species somewhat resembles *C. laosensis* Kimoto & Gressitt, but differs in having the pronotal punctures stronger and closer, and their interstices nearly as wide as their diameters or narrower.

Genus *Platycorynus* Chevrolat

- Platycorynus* Chevrolat, 1837, in Dejean, Cat. Coleopt. ed. 3: 413 (type: *Eumolpus compressicornis* Fabricius, from W. Africa). —Monrós & Bechyné, 1956, Entomol. Arb. 7: 1127. —Gressitt & Kimoto, 1961, Pac. Insects Monogr. 1A: 286. —Kimoto, 1964, J. Fac Agr. Kyushu Univ. 13 (2): 241.
- Corynodes* Hope, 1840, Coleopt. Manual. 3: 162. —Marshall, 1864, Proc. Linn. Soc. Lond., Zool. 8: 30. —Baly, 1867, Trans. Entomol. Soc. Lond., ser. 2, 4: 99. —Chapuis, 1874, Genera Coleopt. 10: 337—Lefèvre, 1885, Mém. Soc. Sci. Liège, ser. 2, 11: 146. —Jacoby, 1908, Fauna India, Coleopt. 2: 492 (type designated as *Eumolpus compressicornis* Fabricius). —Chen, 1934, Sinensia 5(5-5): 484; 1935, *ibid.* 6(3): 265; 1940, *ibid.* 11 (5 6): 422. —Chûjô, 1956, Philip. J. Sci. 85(1): 171.

KEY TO SPECIES OF *Platycorynus*

- | | | |
|--------|---|-------------------------|
| 1 (0). | Tarsal claws bifid | 2 |
| | Tarsal claws appendiculate | 8 |
| 2 (1). | Elytron not unicolorous | 3 |
| | Elytron unicolorous | 5 |
| 3 (2). | Elytron with bands, or bands and stripes | 4 |
| | Elytron cupreous, a humeral spot and apex purplish or violaceous; length 10-12 mm | pyrophorus |
| 4 (3). | Dark to greenish blue; elytron reddish violaceous with antemedian arcuate marking and its apex dark blue; sulcus behind eye wider and fovea between eyes deeper; length 10-11 mm | arcuatefasciatus |
| | Blue, greenish or violet; elytron violaceous with basal and postmedian band reddish violaceous, more or less golden reddish to greenish at base and behind middle and anterior to middle and at apex; sulcus behind eye narrower and fovea between eyes shallower; length 9-12.5 mm | undatus |
| 5 (2). | Dorsum unicolorous | 6 |
| | Pronotum metallic blue violet; elytron cupreous red with violaceous shimmer; length 10.5-12 mm | iridescens |
| 6 (5). | Punctures of elytron finer, interspaces of punctures much wider than diameter of punctures | 7 |
| | Punctures of elytron stronger, interstices of punctures narrower or subequal to diameter of punctures, especially on lateral and latero-subapical portion; front of head with a pair of depressions or transverse furrow between eyes; but the furrow does not connect with ocular groove; length 9-12 mm | peregrinus |

- 7 (6). Excavation of interocular space deep and strong; ocular groove with wide and deep; entirely bluish black; length 10-12 mm **laosensis**
Excavation of interocular space weak, indistinct; ocular groove narrow and shallow; length 7.5-9 mm **plebejus**
- 8 (2). Front of head with a complete transverse furrow between eyes 9
Front of head lacking a complete transverse furrow between eyes 16
- 9 (8). Dorsum bluish black with several greenish markings 10
Dorsum without distinct markings 11
- 10 (9). Dorsum bluish black, elytron with basal and postmedian markings bluish to reddish green; vertex strongly convex; length 7.7-8.0 mm **igneofasciatus**
Dorsum bluish black; pronotum with median and lateral markings reddish to bluish green, elytron with basal, postmedian and apical markings reddish to bluish green; vertex convex; length 6.9-8.3 mm ... **pyrospilotus**
- 11 (10). Vertex not strongly raised above level of interocular area 12
Vertex strongly raised above level of interocular area; apical 5 antennal segments wider than long; length 9 mm **gratiosus**
- 12 (11). Dorsal surfaces glabrous 13
Dorsal surfaces entirely covered with fine hairs, elytron closely and rugosely punctate; golden green; length 10.5 mm **rugipennis**
- 13 (12). Preapical antennal segments nearly 1 1/3 times as long as wide 14
Preapical antennal segments nearly as long as wide; greenish, violaceous or blackish blue, in some specimen elytron greenish cupreous with pronotum violaceous blue; length 7-11 mm **chalybaeus**
- 14 (13). Elytron without longitudinal ridge laterally 15
Elytron with strongly raised 2 longitudinal ridges laterally in female and punctures somewhat in paired rows, with spaces between pairs in part slightly raised; last 5 apical segments slightly longer than broad; generally metallic blue to violaceous; length 5.8-8.5 mm **aemulus**
- 15 (14). Elytron without an acute costa posterolaterally; in male mid femur with a spine and mid tibia with an excavation at middle; golden green to bluish green; length 9.5-11 mm **deletus**
Elytron with an acute costa at side from before middle to apex in female; middle femur slightly dilated into a small tooth beneath; bluish green; length 8.3-10 mm **nitidus**
- 16 (8). Elytron with a sharply raised lateral costa starting from humerus and ending lateroapical area 17
Elytron without any distinct lateral costa 18
- 17 (16). Elytron sparsely covered with fine hairs at apical portion; dorsum distinctly punctate and their interstices smooth and shining; golden green; length 12 mm **subcarinatus**
Elytron glabrous; dorsum rugosely impressed by large punctures and their interstices raised; golden green; length 6.9-8.0 mm **rugosus**
- 18 (16). Dorsal surfaces unicolorous 19
Dorsal surfaces more than one color 20
- 19 (18). Elytron covered with fine hairs subapically; head without distinct interantennal cavity; preapical antennal segments distinctly longer than wide; blackish blue; length 8-10 mm **apicalis**
Elytron entirely glabrous; head with interocular cavities moderately deep, somewhat oblique or with side sloping upward to margin above antennal insertion; preapical antennal segments about as broad as long; blackish blue with slight purplish or greenish reflections; length

	9-12.5 mm	mouhoti
20 (18).	Dorsal surfaces without distinct bands*	21
	Pronotum bluish black, elytron with basal, median and apical bands bluish green ; length 10.5 mm	pulchellus
21 (20).	Pronotum green or blue	22
	Pronotum generally reddish cupreous ; elytron largely golden green, changing to violet along suture broadly and external margin narrowly ; length 7.5-10 mm	parryi
22 (21).	Elytral punctures very coarse and irregular ; elytron reddish cupreous with external margin green ; length 12.5 mm	chapanus
	Elytron densely and strongly punctures ; punctures subgeminately ar- ranged, especially near suture ; elytron reddish cupreous with external margin greenish cupreous ; length 8mm	speciosus

Platycorynus aemulus (Lefèvre)

Corynodes aemulus Lef., 1889, Ann. Soc. Entomol. Fr., 6, 9: 297 (Tonkin; Lien-Son ; PARIS) ; 1893, *ibid.* 1893: 130 (Tonkin, Lang-son). —Chen, 1934, Sinensia 5 (5-6) : 503; 1935, *ibid.* 6 (3) : 270 (N. Vietnam).

Corynodes beauchenei Lef., 1889, Ann. Soc. Entomol. Fr., ser. 6, 9: 298 (Tonkin; Lien-Son; PARIS) ; 1893, *ibid.* 1893: 130 (Tonkin, Lang-Son), —Chen, 1934, Sinensia 5(5-6): 520 (Chinese border, Tonkin); 1935, *ibid.* 6 (3) : 270 (Chinese border, Tonkin). New **synonymy**.

Corynodes costatus var. *inlimbatus* Pic, 1936, Mém. Exot. Entomol. 67: 13 (Tonkin).

Platycorynus aemulus : Gressitt & Kimoto, 1961, Pac. Insects Monogr. 1A: 289 (Tonkin).

Platycorynus beauchenei : Gressitt & Kimoto, 1961, Pac. Insects Monogr. 1A: 289 (N. Vietnam, Chinese border).

This species is characteristic in having the elytron with sharply raised two longitudinal ridges laterally in female. Pic (1936) described *custata* var. *inlimbatus* from Tonkin, separating the nominate form in having elytron entirely bluish, instead of bluish with margin violaceous. The nominate form of *custatus* was described by Baly (1864) from Manila. Chûjô (1964) recorded this species from Thailand, but this should be referred under *Platycorynus chalybaeus* (Marshall).

DISTRIBUTION : Laos, Vietnam.

MATERIAL EXAMINED. LAOS: Umgeb. Paklay, 1 ex., 1963 (MUNCHEN) ; Vientiane Prov., Ban Van Eue, 1 ex., 15. v. 1965. Native collr (BISHOP). VIETNAM: Hoa-Binh, Tonkin, 2 exs., A. Cooman (FREY).

***Platycorynus apicalis* Kimoto & Gressitt, n. sp. (Fig. 41a)**

Oblong ; entirely blackish blue.

Head with transverse furrow separating anterior margin of vertex from clypeus widely interrupted at middle ; surface subrugosely impressed by large punctures and interspaces of punctures much narrower than their diameters, finely granulate and thickly covered by fine hairs. Antenna slightly over half as long as body length and apical four segments strongly depressed; first seg-

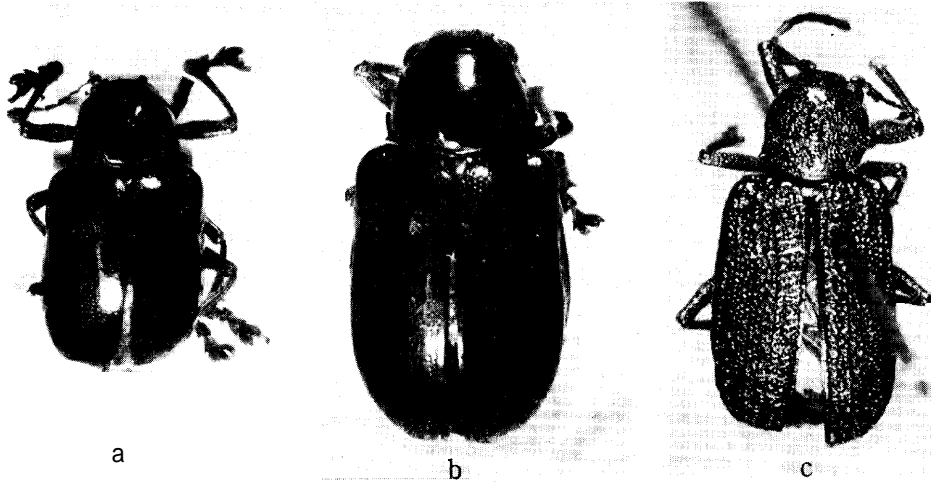


Fig. 41. a, *Platycorynus apicalis* Kimoto & Gressitt, n. sp. ; b, *P. laosensis* Kimoto & Gressitt, n. sp.; c, *P. rugosus* Kimoto & Gressitt, n. sp.

ment robust, subglobose, nearly $1 \frac{2}{3}$ times as long as wide ; third $1 \frac{1}{2}$ times as long as second, slender; fourth slightly longer than third; fifth slightly longer than fourth ; sixth nearly $\frac{4}{5}$ as long as fifth and widened apically ; seventh nearly $1 \frac{1}{2}$ times as long as sixth, and nearly $1 \frac{1}{2}$ times as long as wide, subtriangular ; eighth nearly $\frac{4}{5}$ as long as seventh and slightly longer than wide; ninth and tenth subequal to eighth in length and shape; eleventh nearly $1 \frac{1}{4}$ times as long as tenth and its apex pointed. Pronotum convex, $\frac{12}{5}$ times as wide as long; side rounded, widest almost at middle, distinctly narrowed anteriorly and posteriorly ; surface distinctly and not closely impressed by large and small punctures, and interstices of punctures smooth, shining, and closely covered by fine hairs at lateroanterior part. Scutellum subtriangular, slightly longer than broad, rounded apically, surface smooth, shining, nearly impunctate. Elytron distinctly convex subbasally, and separated from behind by a deep transverse furrow; dorsum distinctly and rather closely punctate, and covered with fine hairs subapically. Tarsal claws appendiculate.

Length 8.0-10 mm.

HOLOTYPE (MUNCHEN), LAOS : Umgeb. Vientiane, iii-vi. 1963. Paratypes : 2 exs., same data as the holotype (BISHOP, KIMOTO).

This new species somewhat resembles *P. mouhoti* Baly, but differs in having the lateroanterior part of pronotum and apical part of elytron thickly covered by fine hairs.

***Platycorynus arcuatefasciatus* (Pic) New combination** (Fig. 42e)

Corynodes arcuatefasciatus Pic, 1938, Mél. Exot. Entomol. 70: 27 (Tonkin; PARIS).

DISTRIBUTION : Vietnam.

No additional material.

Platycorynus chalybaeus (Marshall) (Fig. 43b)

- Corynodes chalybaeus* Marshall, 1865, J. Linn. Soc. 2001. 8: 44 (Cambodia, Burma ; BM).
—Jacoby, 1889, Ann. Mus. Civ. Genova 27: 182 (Burma). —Lefèvre, 1890, Nouv. Arch. Mus. Paris, ser. 3, 2: 200 (Laos) ; 1904, Miss. Pavie Indo-China, ser. 2, 3 (Zool.): 155 (Laos).
Corynodes paviei Lefèvre, 1890, Nouv. Arch. Mus. Paris, ser. 3, 2: 198 (Cambodge ; PARIS) ; 1904, Miss. Pavie Indo-China, ser. 2, 3 (Zool.): 154 (Cambodge). New synonymy.
Corynodes dilaticollis Jacoby, 1892, Ann. Mus. Civ. Genova 32: 916 (Burma ; GENOVA, BM) ; 1908, Fauna India, Coleopt. 2: 52 (Burma). **New synonymy.**
Corynodes rectesulcatus Pic, 1938, Bull. Soc. Entomol. Fr. 43: 124 (Yunnan ; PARIS). —Gressitt & Kimoto, 1961, Pac. Insects Monogr. 1A: 290 (= *chalybaeus*).
Corynodes chrysochoides Chen, 1940, Sinensia 11(5-6): 523 (Hainan). —Gressitt & Kimoto, 1961, Pac. Insects Monogr. 1A: 290 (= *chalybaeus*).
Platycorynus chalybaeus : Gressitt & Kimoto, 1961, Pac. Insects Monogr. 1A: 290 (China, Vietnam, Thailand) .
Platycorynus dilaticollis : Chûjô, 1964, Nature and Life in SE Asia, Kyoto 3: 276 (Cambodia).
Platycorynus beauchenei : Chûjô, 1964, *ibid.* (Thailand).

DISTRIBUTION : Burma, Thailand, Cambodia, Laos, Vietnam, China.

MATERIAL EXAMINED. THAILAND : Doi Suthep, 1000 m, Chinag Mai Prov., 1 ex., 12. vi 1965, Y. Miyatake, 1 ex., 19. vi. 1965, K. Morimoto (KU) ; Kanchanaburi, 2 exs., 21. v. 1962 (BANGKHEN). LAOS: Umgeb. Vientiane, 224 exs., i-vi. 1963, Umgeb. Pakley, 34 exs., 1963; Umgeb. Vanky, 5 exs., 1963, 12 exs., 1964 (MUNCHEN) ; Vientiane Prov., Ban Van Eue, 14 exs., 15. v. 1965, 1 ex., 31. vii. 1965, 1 ex., 16. iii. 1966, Native collr; Vientiane Prov., Phou Kou Khuei, 1 ex., 30. iv. 1966, Native collr ; Ban Van Heue, 20 km E of Phou Kou Khuei, 1 ex., 1-15. v. 1965, J. A. Rondon, 1 ex., 15-31. v. 1965, Native collr ; Borikhane Prov., Pakkading, 4 exs., 17. v. 1965, Native collr ; Sedone Prov., Pakse, 1 ex., 16. v. 1965, Native collr ; Sayaboury Prov., Sayaboury, 1 ex., 5. v. 1966, 1 ex., 20. v. 1966, Native collr; MOUNG SING, NW of Luang Prabang, 650 m, 1 ex., 6-10. 1960, S. Quate & L. W. Quate ; Luang Prabang, 300 m, 1 ex., 4-5. vi. 1960, S. Quate (BISHOP). VIETNAM: Ban Me Thuot, 500 m, 1 ex., 16-18. v. 1960, S. Quate ; 7 km SE of Diling (Djiring), 990 m, 1 ex., 2 v. 1960, R. E. Leech ; 20 km N of Pleiku, 650 m, 1 ex., 9. v. 1960, L. W. Quate (BISHOP).

Platycorynus chapanus (Chen)

- Corynodes chapanus* Chen, 1934, Sinensia 5(5-6) : 498, fig. 25 (Chapa, Tonkin ; PARIS) ; 1935, *ibid.* 6 (3) : 269 (Tonkin).
Platycorynus chapanus: Gressitt & Kimoto, 1961, Pac. Insects Monogr. 1A: 290 (Tonkin).

DISTRIBUTION: Vietnam.

No additional material.

Platycorynus deletus (Lefèvre)

Corynodes deletus Lef., 1890, Nouv. Arch. Mus. Paris, ser. 3, 2: 119 (Laos ; PARIS) ; 1904, Miss. Pavie Indo-China, ser. 2, 3 (Zool.): 115 (Laos).

Corynodes fonkineus Lefèvre, 1893, Ann. Soc. Entomol. Fr. 62: 132 (Tonkin: Lang-Son; cotype :MCZ). New **synonymy**.

Platycorynus viridimicans Gressitt & Kimoto, 1961, Pac. Insects Monogr. 1A: 295 (S. China, Hainan I. ; BISHOP), **New synonymy**.

DISTRIBUTION: S. China, Hainan, Vietnam, Laos.

No additional material.

Platycorynus florentini (Lefèvre) **New combination**

Corynodes florentini Lef., 1893, Ann. Soc. Entomol. Fr. 62: 130 (Tonkin; Lang-Son).

DISTRIBUTION : Vietnam.

We could not trace the type location of this species. Judging from the original description, this species seems to be very close to or same as a variation of *P. chalybaeus* Marshall. This species is not included in the key,

Platycorynus gratosus Baly

Platycorynus gratosus Baly, 1864, Descr. n. gen. & spec. Phytoph., 7 (Trigane; BM). --Gressitt & Kimoto, 1961, Pac. Insects Monogr. 1A: 291 (Hainan, Laos, Vietnam).

Corynodes gratosus: Marshall, 1865, J. Linn. Soc. 2001. 8: 41 (Rangoon). —Baly, 1867, Trans. Entomol. Soc. Lond., ser. 3, 4(2): 127 (Malaya: Trigane; Burma, Cambodia). --Jacoby, 1889, Ann. Mus. Civ. Genova, 27: 181 (Burma) ; 1908, Fauna India, Coleopt. 2: 498 (Burma, Malay Pen., Cambodia). Chûjô, 1961, Nature and Life in SE Asia, Kyoto 1: 349, fig. 3 (Thailand: Chieng Mai).

Corynodes gibbifrons Lefèvre, 1885, Mém. Soc. Sci. Liège, ser. 2, 11: 148, nota 2 (Siam: Juthia) ; 1890, Nouv. Arch. Mus. Paris. ser. 3, 2: 199 (Cambodge) ; 1893, Ann. Soc. Entomol. 1893: 130 (Tonkin); 1904, Miss. Pavie Indo-China, ser. 2, 3 (2001.) : 154 (Cambodge). **New synonymy**.

DISTRIBUTION : Burma, Thailand, Cambodia, Laos, Vietnam, Hainan.

We could not trace the type location of *Corynodes gibbifrons* Lefèvre. In Paris Museum, a specimen identified by Lefèvre as *gibbifrons* is preserved. This specimen was taken from Cambodia and seems to be a series of Pavie Expedition.

Also, this species closely resembles *C. chalybaeus* (Marshall), but differs in having the subbasal depression of elytron weaker, lateroapical portion of elytron not angulate and punctures of pronotum much stronger.

MATERIAL EXAMINED. THAILAND : Kanchanaburi, 1 ex., 21. v. 1962 (BANGKHEN). LAOS: Borikhane Prov., Pakkading, 5 exs., 17. v. 1965, 2 exs., 29. iv. 1966, 1 ex., 13. v. 1966, Native collr; Khammouane Prov., Phon Tiou, 1 ex., 17. v. 1965, 1 ex., 11. ix. 1965, Native collr; Ban Heue, 20 km E of Phouk-kuei, 1 ex., 15-31. v. 1965, Native collr (BISHOP) ; Umgeb. Vientiane, 10 exs., iii- vi. 1963, Umgeb. Paklay, 4 exs., 1963; Umgeb. Pakse, 2 exs., 1963; Umgeb. Vanky, 2 exs., 1963 (MUNCHEN).

***Platycorynus igneofasciatus* (Baly) New combination (Fig. 42b)**

Corynodes igneofasciatus Baly, 1860, J. Entomol. 1: 32 (Cochinchina, Siam; BM) ; 1893, Ann. Soc. Entomol. 1893 : 130 (Cochinchina).

Corynodes pyrosphilotus var. *inapicalis, perroudi* Pic, 1934, Mém. Exot. Entomol. 64: 4 (Cochinchina ; PARIS).

Corynodes satoi Chûjô, 1959, Sci. Report Agr. Expedition Cambodia, Hyogo Univ. Agr., 2: 58, 1 fig. (Cambodia; CHUJO). **New synonymy.**

Platycorynus satoi : Chûjô, 1964, Nature and Life in SE Asia, Kyoto 3: 378 (Cochin-China, Thailand).

DISTRIBUTION : Thailand, Cambodia, Laos, Vietnam.

MATERIAL EXAMINED. LAOS : Sedone Prov., Pakes, 4 exs., 17 v. 1965, Native collr ; Ile de Khong, 1 ex., 7. v. 1965, 2 exs., 17. v. 1965, Native collr (BISHOP). VIETNAM: Cochinchina, 2 exs. (FREY).

***Platycorynus iridescens* (Berlioz) New combination**

Corynodes iridescens Berlioz, 1917, Ann. Soc. Entomol. Fr., 86: 314 (Laos; PARIS).

DISTRIBUTION : Laos.

No additional material.

***Platycorynus Zaosensis* Kimoto & Gressitt, n. sp. (Fig. 41b)**

Oblong ; entirely bluish black.

Head with a pair of deep subtriangular depression between upper lobe of eyes ; ocular groove wide and deep, sparsely covered by fine hairs; vertex moderately swollen, distinctly and not very closely punctate; clypeus more closely and distinctly punctate than vertex and interspaces of punctures slightly narrower than their diameters. Antenna slightly over half as long as body length and strongly depressed except for same basal segments; first segment robust, subglobose, nearly 1 1/3 times as long as wide; second subglobose, nearly as long as wide ; third nearly 1 1/2 times as long as second, slender; fourth subequal to third in length and shape ; fifth nearly 1 2/3 times as long as fourth, and slightly widened apically ; sixth subequal to fifth in length but slightly wider ; seventh nearly 1 1/5 times as long as sixth, and as long as wide, subtriangular; eighth subequal to seventh in length and shape; ninth slightly longer than eighth and slightly wider than long; tenth subequal to ninth in length and shape; eleventh slightly longer than tenth, and nearly 1 1/5 times as long as wide, and apex pointed. Pronotum convex, slightly broader than long; sides subparallel at basal 2/3 and gradually narrowed anteriorly; surface sparsely impressed by distinct punctures, interstices of punctures sparsely impressed by minute punctures. Scutellum subtriangular, slightly longer than broad, rounded apically, surface smooth, shining, impunctate, slightly depressed basally. Elytron distinctly convex subbasally, and separated from behind by a distinct transverse furrow; dorsum distinctly and not so

closely punctate and their interstices nearly smooth, sparsely impressed by minute punctures. Claws bifid.

Length 10-12 mm.

HOLOTYPE (MUNCHEN), Laos: Umgeb. Vientiane, iii-vi. 1963. Paratypes : 6 exs., same data as the holotype (MUNCHEN, BISHOP, KIMOTO).

This new species somewhat resembles *P. plebejus* (Weise), but differs in having the excavation of interocular space deep and strong and ocular groove wide and deep.

Platycorynus mouhoti Baly

Platycorynus mouhoti Baly, 1864, Descr. n. gen. & spec. Phytoph., 7 (Cambodia ; BM). —Gressitt & Kimoto, 1961, Pac. Insects Monogr. 1A: 293 (key). —Kimoto, 1972, Entomol. Ts. 93 (4) : 145 (Annam).

Corynodes mouhoti: Jacoby, 1889, Ann. Mus. Civ. Genova 27: 180 (Burma). —Lefèvre, 1889, Ann. Soc. Entomol. Fr., ser. 6, 9: 294 (Cochinchine: Saigon); 1890, Nouv. Arch. Mus. Paris, ser. 3, 2: 198 (Cambodge, Siam); 1904, Miss. Pavie Indo-China, ser. 2, 3 (Zool.): 153 (Cambodge, Siam). —Jacoby, 1908, Fauna India, Coleopt. 2: 496 (Sikkim, Burma, Siam, Cambodia).

Corynodes bicavifrons Chen, 1940, Sinensia 11(5-6): 524 (Hainan). New **synonymy**.

Platycorynus bicavifrons: Gressitt & Kimoto, 1961, Pac. Insects Monogr. 1A: 289 (Hainan, S. China).

DISTRIBUTION : N. India, Burma, Thailand, Cambodia, Laos, Vietnam, Hainan, S. China.

MATERIAL EXAMINED. THAILAND: Mae Klang Water Fall, nr. Chom Thong, 9 exs., 11. vi. 1965, K. Morimoto & Y. Miyatake; Doi Suthep, 1000 m, Chiang Mai Prov., 1 ex., 12. vi. 1965, K. Morimoto; Khao Yai Nat. Park, 2 exs., 5. vi. 1965, S. Asahina & K. Morimoto; Kor Hong, 1 ex., 23. vi. 1965, K. Morimoto (KU); Musa, nr. Fang, 1 ex., 22. xi. 1968, K. Hatta (EHIME); Kanchanaburi, 1 ex., 21. v. 1962 (BANGKHEN). LAOS: Umgeb. Vientiane, 61 exs., iii-vi. 1963; Umgeb. Pakse, 5 exs., 1963, 3 exs., 1964; Umgeb. Vanky, 6 exs., 1963; Umgeb. Paklay, 13 exs., 1963 (MUNCHEN); Vientiane Prov., Phou Kou Kouei, 1 ex., 31. v. 1965, Native collr; Vientiane Prov., Ban Van Eue, 3 exs., 15. v. 1965, 1 ex., 31. vii. 1965, 5 exs., 15. vii. 1966, Native collr, 3 exs., 1-15. v. 1965, J. A. Rondon; Khammouane Prov., Phon Tiou, 3 exs., 17. v. 1965, 2 exs., 28. vi. 1965, 1 ex., 11. ix. 1965, Native collr; Borikhane Prov., Pakkad-ang, 2 exs., 17. v. 1965, 3 exs., 29. iv. 1966, 1 ex., 13. v. 1966, Native collr; Wapikhamthong Prov., Khong Sedone, 1 ex., 16. v. 1965, Native collr; Tonpheng, 1 ex., 30. vi. 1966, Native collr (BISHOP). VIETNAM: Ban Me Thuot, 500 m, 4 exs., 16-18. v. 1960, R. E. Leech; Nam Fyan, 900-1000 m, 1 ex., 11. vii. -9. viii. 1961, N. R. Spencer; Than Moi, Tonkin, 3 exs., vi-vii. H. Fruhstorfer; Hoa-Binh, Tonkin, 5 exs., A. Cooman (FREY).



Fig. 42. a, *Platycorynus pyrophorus* (Parry); b, *P. igneofasciatus* (Baly); c, *P. pulchellus* (Baly); d, *P. undatus* (Olivier); e, *P. arcuatejasciatus* (Pic); f-h, *Chrysochus pulcher* Baly.

Platycorynus nitidus (Fabricius)

Chrysomela nitidus F., 1792, Entomol. Syst. 1: 325 (Siam).

Platycorynus approximans Baly, 1864, Descr. n. gen. & spec. Phytoph., 6 (Sumatra).

Jacoby, 1908, Fauna India, Coleopt. 2: 506 (= *nitidus*).

Corynodes nitidus: Marshall, 1865, J. Linn. Soc. Zool., 8: 37 (S. India). -Jacoby, 1908, Fauna India, Coleopt. 2: 506 (India, Penang, Sumatra, Java).

Corynodes hyacinthinus Marshall, 1865, J. Linn. Soc. Zool. 8: 42 (Java). -Jacoby, 1908, Fauna India, Coleopt. 2: 506 (= *nitidus*).

Corynodes approximans: Baly, 1867, Trans. Entomol. Soc. Lond., ser. 3, 4(2): 107 (Sumatra, Pulo Penang, Malacca).

Corynodes amoenus Lefèvre, 1891, C. R. Soc. Entomol. Belg. 35: 277 (Upper Tenasserim). -Jacoby, 1908, Fauna India, Coleopt. 2: 506 (= *nitidus*).

DISTRIBUTION : India, Burma, Thailand, Malaya, Sumatra, Java.

MATERIAL EXAMINED. THAILAND: Khao Chong, nr. Trung, 5 exs., 25-26. vi. 1965, Y. Miyatake (KU).

Platycorynus parryi Baly

Platycorynus parryi Baly, 1864, J. Entomol. 2: 223 (China; BM). -Gressitt & Kimoto, 1961, Pac. Insects Monogr. 1 A: 293 (China, Korea).

Corynodes parryi: Lefèvre, 1893, Ann. Soc. Entomol. Fr. 1893: 130 (Tonkin, Lang-Son, Ha-Lang); 1934, Sinersia 5 (5-6): 496 (China, Tonkin: Lang-Son, Cao-Bang); 1935, *ibid.*

6(3) : 226 (China, Tonkin).
Corynodes parryi var. *jeanvoinei* Pic, 1936, Mel. Exot. Entomol. 67: 13 (Tonkin).

DISTRIBUTION: Korea, China, Vietnam.

No additional material.

Platycorynus peregrinus (Herbst)

- Cryptocephalus peregrinus* Herbst, 1783, in Fiessly, Archiv d. Insectengesch. 5: 63, pl. 23, fig. 25 (Ostindien).
Eumolpus cyaneus Olivier, 1808, Entomologie 6: 388, pl. 1, fig. 4, a, b (nec Fabricius, 1801).
 ---Marshall, 1865, J. Linn. Soc. Zool. 8: 34 (= *peregrinus*).
Corynodes peregrinus: Marshall, 1865, J. Linn. Soc. Zool. 8: 34 (India). ---Baly, 1867, Trans. Entomol. Soc. Lond., ser. 3, 4(2): 132 (Malacca: Tringanee; Siam, India). ---Jacoby, 1889, Ann. Mus. Civ. Genova 27: 184 (Burma). ---Lefèvre, 1889, Ann. Soc. Entomol. Fr., ser. 6, 9: 296 (Tonkin: Lien-Son); 1890, Nouv. Arch. Mus. Paris, ser. 3, 2: 198; 1904, Miss. Pavie Indo-China, ser. 2, 3 (Zool.): 154 (Laos, Battambang, Chataboun). ---Jacoby, 1908, Fauna India, Coleopt. 2: 493, fig. 168 (India, Ceylon, Burma, Siam, Malacca). ---Chen, 1934, Sinensia 5 (5-6): 490; 1935, *ibid.* 6 (3): 267 (S. China, Tonkin, Laos, Burma, Siam, E. India, Ceylon, Malacca).
Corynodes chapuisi Lefèvre, 1885, Mém. Soc. Sci. Liege, ser. 2, 11: 147, nota 1 (Pulo Penang). Jacoby, 1908, Fauna India, Coleopt. 2: 493 (= *peregrinus*).
Corynodes bonneuili Pic, 1934, Mém. Exot. Entomol. 64: 6 (Siam; PARIS).
Platycorynus major Gressitt & Kimoto, 1961, Pac. Insects Monogr. 1 A : 292 (S. China, Tonkin; MCZ). **New synonymy.**
Platycorynus peregrinus: Gressitt & Kimoto, 1961, Pac. Insects Monogr. 1A: 294 (SW China, Laos, Tonkin). ---Kimoto & Takizawa, 1973, Kontyû, Tokyo 41 (2): 176 (Nepal).

DISTRIBUTION: India, Ceylon, Burma, Nepal, Thailand, Cambodia, Laos, Vietnam, SW China, Malaya.

Gressitt & Kimoto (1961) described *P. major* as an independent species. However, this is nothing but an infraspecific variation of this species.

MATERIAL EXAMINED. THAILAND: Chiang Dao, Chiang Mai Prov., 1 ex., 15. vi. 1965, P. D. Ashlock, 1 ex., 5-11. iv. 1958, T. C. Maa; Saraburi Prov., Ban Muak Lek Nat. Park, 2 exs., 5. vi. 1965, P. D. Ashlock (BISHOP); Khon Kaen, 4 exs., 21. vii. 1972, M. Sato, 7 exs., x-xii. M. Sato (EHIME); Mae Klang Water Fall, nr. Chom Thong, 4 exs., 11. vi. 1965, K. Morimoto & Y. Miyatake; Fang, 1 ex., 14. vi. 1965, Y. Miyatake; Prabuddhabat, nr. Mae Trang, 1 ex., 7. vii. 1970, on citrus, K. Yano (KU); Kanchanaburi, 9 exs., 21. v. 1962 (BANGKHEN). LAOS: Umgeb. Vientiane, 20 exs., iii-vi. 1963; Umgeb. Paklay, 22 exs., 1963, 2 exs., 1964; Umgeb. Pakse, 6 exs., 1963; Umgeb. Vanky, 1 ex., 1963, 7 exs., 1964 (MUNCHEN); Sayaboury Prov., Sayaboury, 1 ex., 17. v. 1965, Native collr (BISHOP). VIETNAM: Nha Ho, 14km N, Phan Rang, 2 exs., 15. xi. 1960, C. M. Yoshimoto (BISHOP).

Platycorynus plebejus (Weise) (Fig. 43a)

Corynodes plebejus Weise, 1889, Horae Soc. Entomol. Ross. 23: 593 (W. China; ZMB). ---Chen, 1934, Sinensia 5(5-6): 491; 1935, *ibid.* 6(3): 267 (W. China).

Chrysochus yunnanus Pic, 1927, Mél. Exot. Entomol. 48: 25 (Yunnan ; PARIS). —Chen, 1934, Sinensia 6(3): 274 (Yunnan). —Gressitt & Kimoto, 1961, Pac. Insects Monogr. 1A: 294 (= *plebejus*).

Chrysochus gunnanus (sic) var. *minutus* Pic, 1929, Bull. Soc. Linn. Lyon 8 : 35 (China).

Corynodes yunnanus Pic, 1943, Mél. Exot. Entomol. 64: 5 (Yunnan ; PARIS). —Gressitt & Kimoto, 1961, Pac. Insects Monogr. 1A: 294 (= *plebejus*).

Platycorynus plebejus: Gressitt & Kimoto, 1961, Pac. Insects Monogr. 1A: 294 (W. China, Laos).

DISTRIBUTION : W. China, Laos.

No additional material.

***Platycorynus pulchellus* (Baly) New combination (Fig. 42c)**

Corynodes pulchellus Baly 1860, J. Entomol. 1: 31 (Siam; BM).

DISTRIBUTION : Thailand.

No additional material.

***Platycorynus pyrophorus* (Parryj) (Fig. 42a)**

Eumolpus pyrophorus Parry, 1843, Proc. Entomol. Soc. Lond., 1843: 87 (Assam; BM) ; 1844, Ann. Mag. Nat Hist. 14: 454 (Assam) ; 1845, Trans. Entomol. Soc. Lond., 1845: 86 (Assam).

Corynodes gloriosus Baly, 1859, Ann. Mag. Nat. Hist. ser. 3, 4: 125 (N. India ; BM). ---Marshall, 1865, J. Linn. Soc. Zool. 8: 34 (= *pyrophorus*).

Corynodes pyrophorus: Marshall, 1865, J. Linn. Soc. 2001. 8: 34 (Assam). ---Jacoby, 1908, Fauna India, Coleopt. 2: 492 (Himalaya, Nepal, India, Burma, China). —Chen, 1934, Sinensia 5 (5-6) : 492, fig. 19; 1935, *ibid.* 6 (3) : 268 (China, Nepal, Tonkin, Burma, Assam, Himalaya).

Platycorynus pyrophorus: Gressitt & Kimoto, 1961, Pac. Insects Monogr. 1A: 294 (key). — Kimoto & Takizawa, 1973, Kontyû, Tokyo 41(2): 176 (Nepal).

DISTRIBUTION : India, Nepal, Burma, Laos, Vietnam, China.

MATERIAL EXAMINED. LAOS: Umgeb. Pakse, 1 ex., 1963 (MUNCHEN).

***Platycorynus pyrospilotus* (Baly) New combination**

Corynodes pyrospilotus Baly, 1860, J. Entomol. 1: 32 (Tenasserim; BM). — Marshall, 1865, J. Linn. Soc. Zool. 8: 37 (Siam). —Lefèvre, 1889, Ann. Soc. Entomol. Fr. ser. 6, 9: 294 (Cambodge : Pnomh-Penh) ; 1890, Nouv. Arch. Mus. Paris, ser. 3, 2: 198 (Cambodge : Battambang à Pnomh-Penh) ; 1893, Ann. Soc. Entomol. Fr. 1893: 130 (Tonkin); 1904, Miss. Pavie Indo-China, ser. 2, 3 (Zool.): 153 (Cambodge). —Jacoby, 1908, Fauna India, Coleopt. 2: 495, pl. 2, fig. 13 (Burma, Siam).

DISTRIBUTION : Burma, Thailand, Cambodia, Laos.

MATERIAL EXAMINED. THAILAND: Kanchanaburi, 3 exs., 21. v. 1962 (BANGKHEN). LAOS: Ban Van Heue, 20 km E. of Phou-kow-kuei, 1 ex., 1-15. v. 1965, J. A. Rondón, 1 ex., 15-31. v. 1965, Native collr (BISHOP) ; Umgeb. Vientiane, 8 exs., iii-vi. 1963 ; Umgeb. Pakse, 1 ex., 1963; Umgeb. Paklay, 2 exs., 1963 ; Umgeb. Vanky, 1 ex., 1964 (MUNCHEN) ; "Laos", 5 exs., (FREY).

Platycorynus rugipennis (Jacoby) New combination

Corynodes rugipennis Jac., 1895, Stett. Entomol. Zeit. 56: 66 (Siam ; RM).

DISTRIBUTION : Thailand.

No additional material.

Platycorynus rugosus Kimoto & Gressitt, n. sp. (Fig. 41c)

Oblong; dorsal surfaces golden green, ventral surfaces with slight cupreous luster.

Head with transverse furrow separating anterior margin of vertex from clypeus interrupted at middle, sparsely covered with fine hairs, vertex moderately swollen and slightly depressed at anterior portion; surface subrugosely impressed by large punctures and interspaces of punctures much narrower than their diameters and impressed by minute punctures. Antenna slightly over half as long as body length, and five or six apical segments depressed; first segment robust, club-shaped, nearly 1 1/2 times as long as wide; second subglobose, nearly half as long as first; third nearly twice as long as second, slender; fourth slightly shorter than third; fifth slightly longer than fourth; sixth nearly as long as fifth, slightly widened apically ; seventh nearly 1 1/4 times as long as sixth, subtriangular; eighth nearly 4/5 as long as seventh and nearly twice as long as wide; ninth and tenth subequal to eighth in length and shape ; eleventh 1 1/4 times as long as tenth and its apex pointed. Pronotum convex, slightly broader than long; side rounded, widest slightly before middle, distinctly narrowed anteriorly and more strongly so posteriorly; surface rugosely impressed by large punctures, interstices of punctures much narrower than their diameters and impressed by minute punctures. Scutellum subtriangular, slightly longer than broad, rounded apically, surface granulate and sparsely impressed by minute punctures. Elytron slightly convex subbasally, and with a sharply raised lateral costa starting from humerus and ending lateroapical area and several short costae medianly, dorsum rugosely impressed by large punctures and their interstices distinctly raised. Tarsal claws appendiculate.

Length 6.9-8.0 mm.

HOLOTYPE (BISHOP), VIETNAM: Dilinh (Djiring), 920 m, 22-28. iv. 1960, L. W. Quate. Paratopotype : 1 ex., same data as the holotype but 1200 m (KIMOTO).

This new species somewhat resembles *P. subcarinatus* (Pic), in having the lateral costa of elytron, but differs in being the body length shorter and having the elytron subrugosely punctate.

Platycorynus speciosus (Lefevre) New combination

Corynodes speciosus Lef., 1891, C. R. Soc. Entomol. Belg. 35: 276 (Sikkim; cotype ? : BM) ; 1893, Ann. Soc. Entomol. Fr. 1893: 130 (Tonkin : Ha-Lang). —Jacoby, 1908, Fauna India, Coleopt. 2 : 497 (Sikkim). —Kimoto & Takizawa, 1973, Kontyû, Tokyo 41(2): 176 (Nepal).

DISTRIBUTION : N. India, Nepal, Vietnam.
No additional material.

Platycorynus subcarinatus (Yic) New combination

Chrysochus subcarinatus Pic, 1927, Mél. Exot. Entomol. 48: 25 (Tonkin; PARIS).

DISTRIBUTION : Vietnam.
No additional material.

Platycorynus undatus (Olivier) (Fig. 42d)

Cryptocephalus undatus Oliv., 1791, Encycl. Méth., 6: 614 (Indes orientales).

Eumolpus bifasciatus Olivier, 1808, Entomologie 6: 900, pl. 1, fig. 5 (no locality name cited).

Baly, 1867, Trans. Entomol. Soc. Lond., ser. 3, 4(2): 13 (= *undatus*).

Eumolpus groendalii Swartz, 1808, in Schbnherr, Synonymia Insectorum 1(2): 235, nota 1 (China). —Baly, 1867, Trans. Entomol. Soc. Lond., ser. 3, 4(2): 13 (= *bifasciatus*).

Corynodes bifasciatus: Marshall, 1865, J. Linn. Soc. 2001. 8: 34 (China). —Baly, 1867, Trans. Entomol. Soc. Lond., ser. 3, 4(2): 130 (Malacca, Siam, China, Pulo-Penang).

Corynodes flosculus Marshall, 1865, J. Linn. Soc. Zool. 8: 37 (Cambodia; BM). Baly, 1867, Trans. Entomol. Soc. Lond., ser. 3, 4(2): 13 (= *bifasciatus*).

Corynodes undatus: Lefèvre, 1889, Ann. Soc. Entomol. Fr., ser. 6, 9: 294 (Cambodia: Pnomh-Penh; Cochinchina: Mytho); 1890, Nouv. Arch. Mus. Paris, ser. 3, 2: 197 (Cambodge, Siam); 1904, Miss. Pavie Indo-China, ser. 2, 3 (Zool.): 153 (Cambodia, Siam). —Jacoby, 1908, Fauna India, Coleopt. 2: 493, pl. 2, fig. 12 (India, Burma, Siam, China, Malacca, Penang). —Chen, 1934, Sinensia 5 (5-6): 493; 1935, *ibid.* 6 (3): 268 (Hainan, Hong Kong, Indo-China, Burma, Siam, India, Malacca, Pulo-Penang). —Chûjô, 1956, Philip. J. Sci. 85(1): 174 (Formosa).

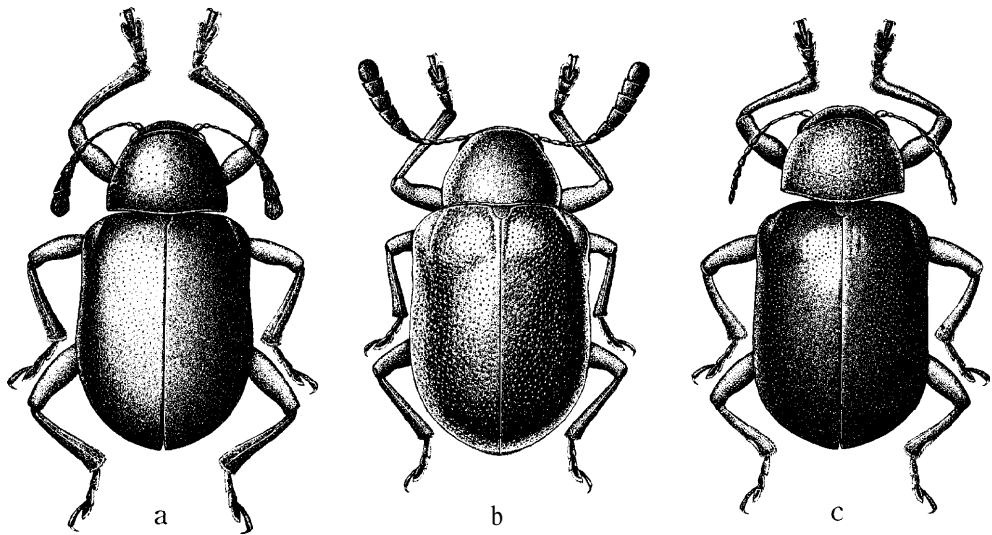


Fig. 43. a, *Platycorynus plebejus* Weise; b, *P. chalybaeus* (Marshall); c, *Chrysochus pulcher* Baly.

Corynodes undatus varr. *subconcolor*, *cyaneofasciatus* Pic, 1934, Mém. Exot. Entomol. 64: 4 (Cambodia, Cochinchina).

Platycorynus undatus: Gressitt & Kimoto, 1961, Pac. Insects Monogr. 1A: 259 (China, Hainan).

DISTRIBUTION: India, Burma, Thailand, Cambodia, Laos, Vietnam, Hainan, China, Taiwan, Malaya.

MATERIAL EXAMINED. THAILAND: Bangkok, 1 ex., 22. vii. 1958 (BANGKHEN). LAOS: Wapikhamthong Prov., Khong Sedone, 1 ex., 16. v. 1965, 5 exs., 17. vii. 1965, Native collr; Khammouane Prov., Phon Tiou, 3 exs., 17. v. 1965, Native collr; Vientiane Prov., Phouei, 1 ex., 30. vi. 1966, Native collr; Ban Van Heue, 20 km E of Phou Kow Kuei, 1 ex., 1-15. v. 1965, J. A. Rondon (BISHOP); Umgeb. Vientiane, 60 exs., iii-vi. 1963; Umgeb. Pakse, 20 exs., 1963, 8 ex., 1964; Umgeb. Paklay, 14 exs., 1963; Umgeb. Vanky, 1 ex., 1964 (MUNCHEN). VIETNAM: Nha Ho, 14 km N, Phan Rang, 1 ex., 15. xi. 1960, C. M. Yoshimoto (BISHOP).

Genus *Chrysochus* Chevrolat

Chrysochus Chevrolat, 1837, in Dejean, Cat. Coleopt. ed. 3: 413. -Chapuis, 1874, Genera Coleopt. 10: 341. -Weise, 1832, Insects Deutschl. 6: 296. --Lefèvre, 1885, Mém. Soc. Sci. Liege, ser. 2, 11: 152. -Jacoby, 1908, Fauna India, Coleopt. 2: 507 (type designated: *Cryptocephalus pretiosus* Schneider, 1791 = *Cryptocephalus asclepiadeus* Pallas, 1776, from Europe). -Chen, 1935, Sinensia 6 (3): 270; 1940, *ibid.* 11 (5-6): 492. -Gressitt & Kimoto, 1961, Pac. Insects Monogr. 1A: 296. -Kimoto, 1964, J. Fac. Agr. Kyushu Univ. 13(2): 241.

Alysius Gistel, 1837, Systema Insectorum, secundum classes, ordines, genera, species, 1: 61. Monrós & Bechyné, 1956, Entomol. Arb. Mus. Frey 7: 1127.

Chrysochus pulcher Baly (Figs. 42f-h, 43c)

Chrysochus pulcher Baly, 1864, Descr. new gen. & spec. Phytoph., 1 (Malay Peninsula; BM); 1867, Trans. Entomol. Soc. Lond., ser. 3, 4: 134, pl. 5, fig. 4 (Malay Peninsula). -Jacoby, 1908, Fauna India, Coleopt. 2: 509 (Malaya).

Chrysochus mouhoti Baly, 1864, J. Entomol. 2: 222 (Sima; BM). --Lefèvre, 1893, Ann. Soc. Entomol. Fr. 1893: 131 (Cochinchina). -Jacoby, 1908, Fauna India, Coleopt. 2: 510 (Burma, Siam, Tonkin). New **synonymy**.

Chrysochus conspectus Lefèvre, 1890, Nouv. Arch. Mus. Paris, ser. 3, 2: 200 (Laos; PARIS); 1904, Miss. Pavie Indo-China, ser. 2, 3 (Zool.): 157 (Laos). New **synonymy**.

Chrysochus languei Lefèvre, 1893, Ann. Soc. Entomol. Fr. 62: 132 (Tonkin; PARIS). New **synonymy**.

Chrysochus massiei Lefèvre, 1893, Ann. Soc. Entomol. Fr. 62: 131 (Cambodia; Luang-Prabang; PARIS). -Gressitt & Kimoto, 1961, Pac. Insects Monogr. 1A: 298 (Laos, Hainan). New **synonymy**.

Chrysochus siamensis Jacoby, 1895, Stett. Entomol. Zeit. 56: 67 (Siam; BM); 1908, Fauna India, Coleopt. 2: 509 (Burma, Siam). New **synonymy**.

Chrysochus adonis Pic, 1928, Mém. Exot. Entomol. 52: 27 (Laos; PARIS). New **synonymy**.

DISTRIBUTION: Burma, Thailand, Cambodia, Laos, Vietnam, Hainan, Malaya. Subquadrate, oval; coloration of dorsal surfaces variable: (a) purplish

blue, pronotum golden cupreous, (b) purplish blue to metallic green, pronotum golden green with a round purplish to greenish spot on disc, (c) golden green to greenish blue, pronotum with a round purplish spot on disc, elytron with lateral and apicosutural margin and a broad subbasal transverse band purplish ; length 7.0-9.0 mm.

MATERIAL EXAMINED. THAILAND : Chieng Dao, 1 ex., 15. vi. 1965, K. Morimoto (KU) ; Kanchanaburi, 12 exs., 21. v. 1962 (BANGKHEN). LAOS : Umgeb. Vientiane, 47 exs., iii-vi. 1963; Umgeb. Vanky, 1 ex., 1963; Umgeb. Pakse, 1 ex., 1964 (MUNCHEN) ; Vientiane Prov., Ban Van Eue, 3 exs., 15-31. v. 1965, 1 ex., 31. v. 1966, Native collr (BISHOP).

* * *

Genus *Massiea* Lefèvre

Massiea Lef., 1893, Ann. Soc. Entomol. Fr. 62: 132 (type : *Massiea cyanipennis* Lefèvre, from Cambodia).

According to the original description, this genus was included in Entocephalini and related to *Dermoxanthus*. This genus is not included in the key to genera.

Massiea cyanipennis Lefèvre

Massiea cyanipennis Lef., 1893, Ann. Soc. Entomol. Fr. 62: 133 (Cambodge : Luang-Prabang).

DISTRIBUTION : LAOS.

Oblong, subcylindrical, entirely reddish brown, shining, elytron bluish black ; length 6-6.5 mm.

We could not trace the type location of this species.

* * *

The following 3 species are listed under Chrysomelidae, Eumolpinae in Zoological Record, Vol. 61 for the year 1924.

Pseudeumolpus javanus Pic, 1924, Mel. Exot. Entomol. 41: 27 (Annam).

Pseudeumolpus substriatus Pic, 1924, *ibid.* (Java).

Pseudeumolpus binhanus Pic, 1924, *ibid.* (Tonkin).

These should be listed under Tenebrionidae. This confusion may be caused by the fact that Chrysomelid genus *Pseudeumolpus* Jacoby, 1893, is a junior homonym of Tenebrionid genus *Pseudeumolpus* Kraatz, 1880. A new name for *Pseudeumolpus* Jacoby was given as *Eumolpopsis* by Jacoby, in 1894.

References

- Berlioz, J. 1917. Contribution à l'Etude de la Faune Indo-Chinoise. Coléoptères Eumolpides recueillies par Mr. R. Vitalis de Salvaza au Laos, *Ann. Soc. Entomol. Fr.* **86**: 307-316.
- Chen, S. 1935. Study on Chinese Eumolpid beetles. *Sinensia* **6**(3): 221-387.
- 1940. New genera of Eumolpinae from Oriental Asia. *Sinensia* **11**: **207-212**.
- 1940. Notes on Chinese Eumolpidae. *Sinensia* **11**: 483-528.
- Gressitt, J. L. & S. Kimoto 1960. The Chrysomelidae (Coleopt.) of China and Korea. Part 1. *Pac. Insects Monogr.* **1A**: 1-299.
- & ——— 1963. The Chrysomelidae (Coleoptera) of China and Korea. Part 2. *Pac. Insects Monogr.* **1B**: 301-1026.
- J. A. Rondon & S. von Breuning. 1970. Cerambycid beetles of Laos. *Pac. Insects Monogr.* **24**: 1-651.
- Jacoby, M. 1889. Viaggio di Leonardo Fea in Birmania e Regioni Vicine, 17. List of the Phytophagous Coleoptera obtained by Signor L. Fea Burmah and Tennasserim, with descriptions of new species. *Ann. Mus. Civ. Genova*, ser. 2, 7: 147-237.
- 1892. Viaggio di Leonardo Fea in Birmania e Regioni Vicine, 51. Descriptions of the new genera and species of the Phytophagous Coleoptera obtained by Sign. L. Fea in Burma, *Ann. Mus. Civ. Genova* **32**: 867-999.
- Lefèvre, E. 1885. Eumolpidarum hucusque cognitarum catalogus. *Mém. Soc. Sci. Liège*, ser. **2**, **11**: 1-172.
- 1889. Contributions à la faune Indo-Chinoise, 4. Cryptocephalides, Clytrides et Eumolpides. *Ann. Soc. Entomol. Fr.*, ser. 6, 9: 287-299.
- 1890. In Pavie, M., Collection d'insectes formée dans l'Indo-Chine, Coleoptera. Clytridae et Eumolpidae. *Nouv. Arch. Mus. Paris*, ser. 3, 5: 189-202.
- 1893. Contributions à la faune Indo-Chinoise, 12. Clytrides & Eumolpides. *Ann. Soc. Entomol. Fr.* 1893: 111-134.
- 1904. Famille des Chrysomélides des Clytrines et des Eumolpines. *Mission Pavie Indo-China* 1879-1895, ser. 2, 3: 146-164, pl. 9.