


POLITICAL WEATHER REPORT

SEPTEMBER 2019



Sample Size: 1237; **Coverage:** National/Rural and Urban/All four provinces;

Mode: Face to face; **Survey dates:** September 22 - September 30, 2019.

Estimated error margin: $\pm 3-5\%$ at 95% confidence level.



October 2nd, 2019



Table of Contents:

EXECUTIVE SUMMARY

PART 1: FINDINGS

Topic 1: Perception about PTI's government

Item 1.1: Please indicate how satisfied or dissatisfied are you with PTI's government?

Item 1.2: Some people believe that inflation has increased a lot since the PTI government came, while some people have the opposite opinion. What is your opinion on this?

Topic 2: Perception about Chief Minister of Punjab

Item 2.1: Some people think that Prime Minister Imran Khan should replace the Chief Minister of Punjab, Usman Buzdar, while some think that Usman Buzdar should not be replaced. What is your opinion about this?

Item 2.2: Who do you think is better among Shahbaz Sharif and Usman Buzdar in terms of CM Punjab's performance?

PART 2: METHODOLOGY

Disclaimer: Gallup Pakistan has conducted this poll according to the ESOMAR Code of Ethics and internationally recognized principles of scientific polling. The results in this Report do not represent views held by the authors or Gallup Pakistan. The results only represent public opinion, computed on the basis of views expressed by anonymous respondents selected through the procedure outlined in the Methodology section of this Report.

Gallup Pakistan has provided this data in the public interest and gratis. It cannot be held liable, contractually or otherwise, to the users of this data.



EXECUTIVE **SUMMARY**



Executive Summary

PTI GOVT GENERAL PERFORMANCE: NOT SO GREAT BUT NOT SO BAD EITHER

45% Pakistanis claim to be satisfied (very much/somewhat) with the PTI government's performance

16% claim to be dissatisfied and 37% claim to be very dissatisfied with the PTI government's performance. 2% did not know or wish to respond.

Important Insights

- 1.** PTI appears to hold its own voters together as significant majority of PTI voters are satisfied (much higher than national number).
- 2.** Approval ratings drop after 1st year in governance for most parties in Pakistan (since opinion polling data has been gathered). This is therefore not unusual or unprecedented.
- 3.** Majority of under 30 age group satisfied with PTI's performance. We also observe that with increase in age, satisfaction with PTI's government decreases. For example, in 50+ age group satisfaction reduces to 30% (a good 15% less than national average).

Almost 9 in 10 Pakistanis (89%) say that inflation in the country has increased since PTI came to power.

Only 10% say it has not increased. 1% did not know or wish to respond.

Important Insights

Most PTI voters also say inflation has increased.



CM PUNJAB: POOR RATING BY GENERAL PUBLIC BUT SPLIT PTI VOTER

44% of Pakistanis say that Usman Buzdar should be replaced as the Chief Minister of Punjab.

38% say he should not be replaced. 18% did not know or did not wish to respond.

Important Insights

Support for replacement within PTI is lower than national average and more PTI voters would like to retain Buzdar as CM as compared to those who would replace.

3 in 5 Pakistanis (60%) believe that Mian Shahbaz Sharif performed better as Chief Minister of Punjab than Usman Buzdar.

Only 22% opine that Usman Buzdar's performance is better. 16% did not know and 1% did not wish to respond.

Important Insights

Within Punjab an even larger proportion holds this opinion. PTI voters are split as well, however a larger proportion of PTI voters think Buzdar is doing a good job than those who think he is doing a worse off job than SS.

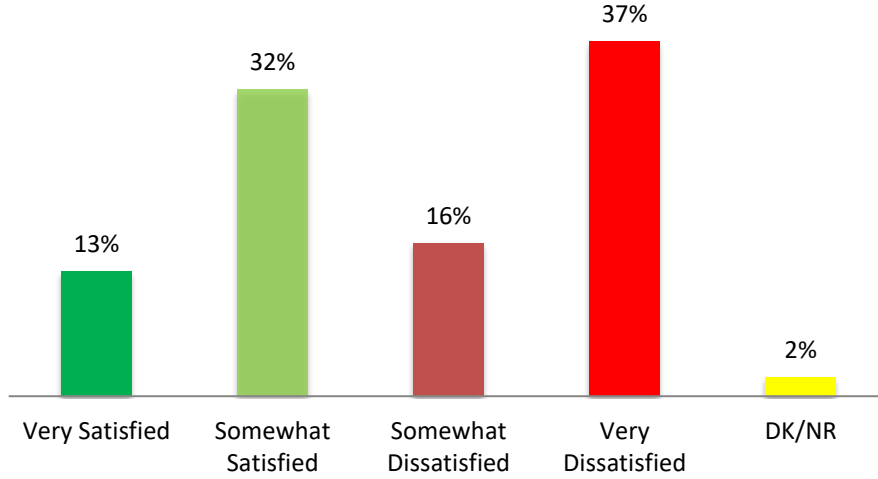
TOPIC 1

Perception about PTI's government

This Topic has 2 items. Key Findings and Statistical Analysis for each of them are provided ahead in this section

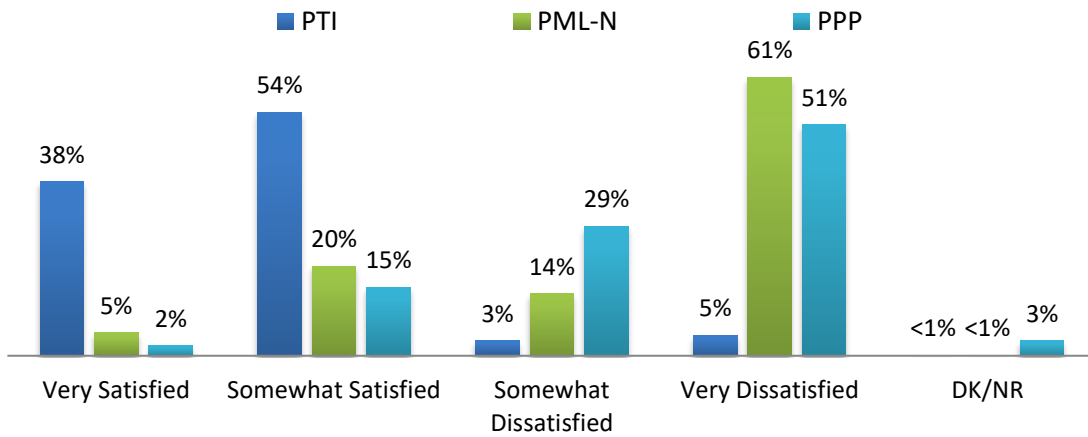
Item 1.1: Key Finding

Question: Please indicate how satisfied or dissatisfied are you with the PTI's government?



Source: Powered by Gallup Pakistan, Sept 22 - Sept 30, 2019

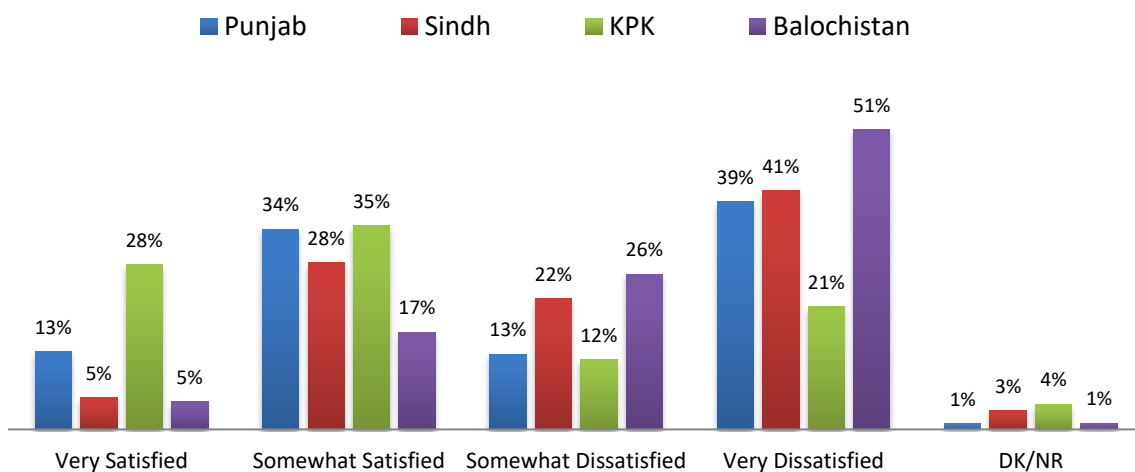
Please indicate how satisfied or dissatisfied are you with the PTI's government?
Break down by Voting Intention



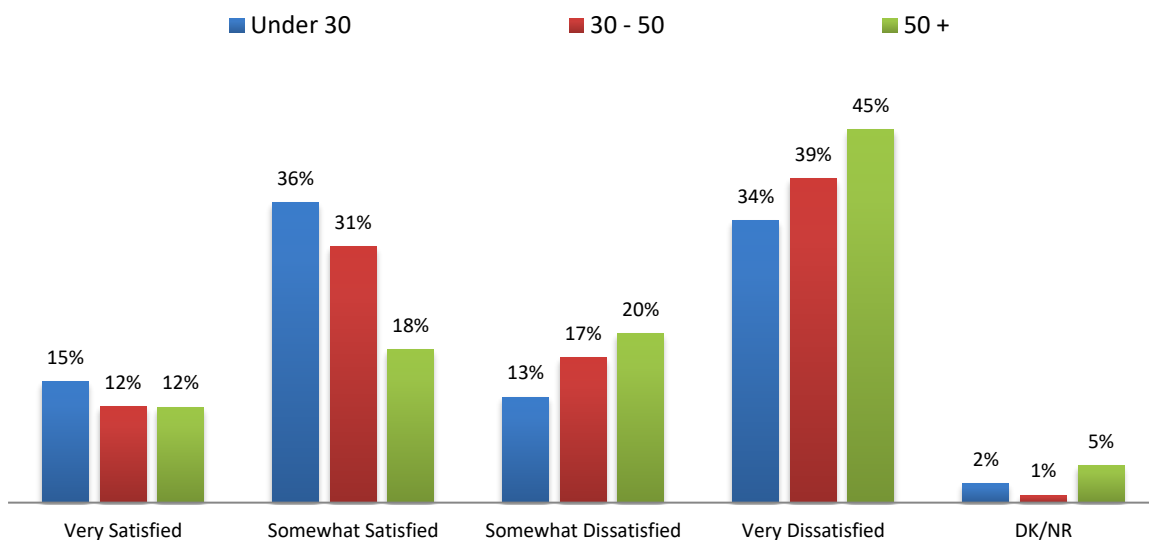
Q. برائے مہربانی بتائیں کہ آپ پاکستان تحریک انصاف کی حکومت کی کارکردگی سے کس حد تک مطمئن یا غیر مطمئن ہیں؟

- 1 بہت زیادہ مطمئن
- 2 کسی حد تک مطمئن
- 3 کسی حد تک غیر مطمئن
- 4 بہت زیادہ غیر مطمئن

**Please indicate how satisfied or dissatisfied are you with the PTI's government?
Break down by Province**

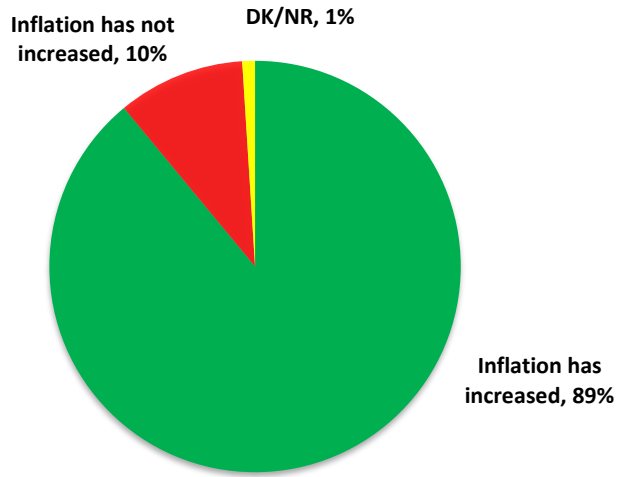


**Please indicate how satisfied or dissatisfied are you with the PTI's government?
Break down by Age**



Item 1.2: Key Finding

Question: **Some people believe that inflation has increased a lot since the PTI government came, while some people have the opposite opinion. What is your opinion on this?**



Source: Powered by Gallup Pakistan, Sept 22 - Sept 30, 2019

.Q بعض لوگوں کا خیال ہے کہ پی ٹی آئی کی حکومت کے آنے کے بعد مہنگائی میں بہت زیادہ اضافہ ہوا ہے، جبکہ بعض لوگوں کی رائے اس کے برعکس ہے۔ آپ کی اس بارے میں کیا رائے ہے؟

اضافہ ہوا
ایسی بات نہیں ہے

1
2



TOPIC 2

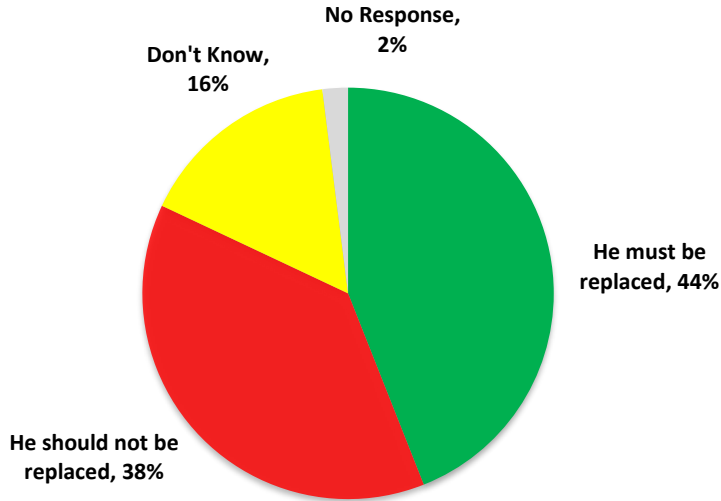
Perception about Chief Minister of Punjab

This Topic has 2 items. Key Findings and Statistical Analysis for each of them are provided ahead in this section



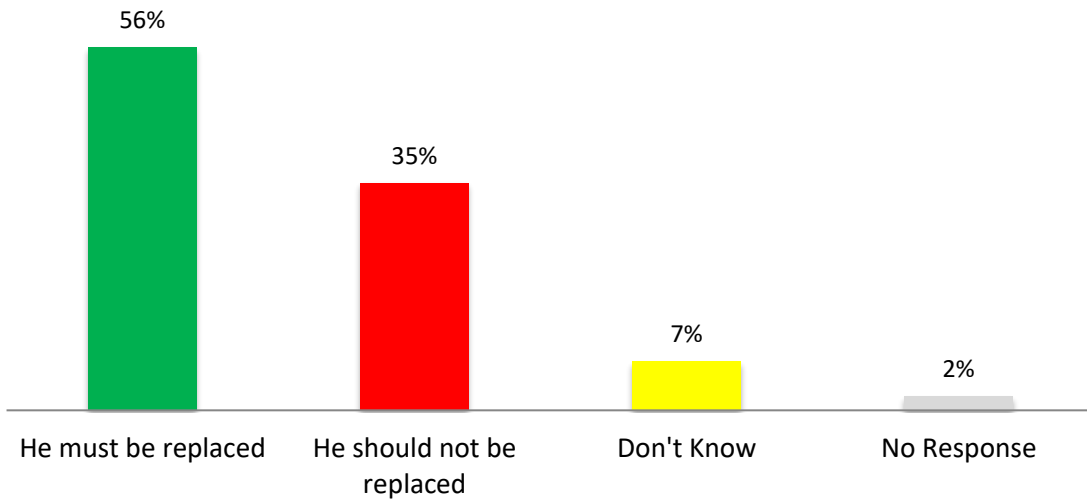
Item 2.1: Key Finding

Question: **Some people think that Prime Minister Imran Khan should replace the Chief Minister of Punjab, Usman Buzdar, while some think that Usman Buzdar should not be replaced. What is your opinion about this?**



Source: Powered by Gallup Pakistan, Sept 22 - Sept 30, 2019

SHOULD CM PUNJAB BE REPLACED? Break down WITHIN Punjab PROVINCE



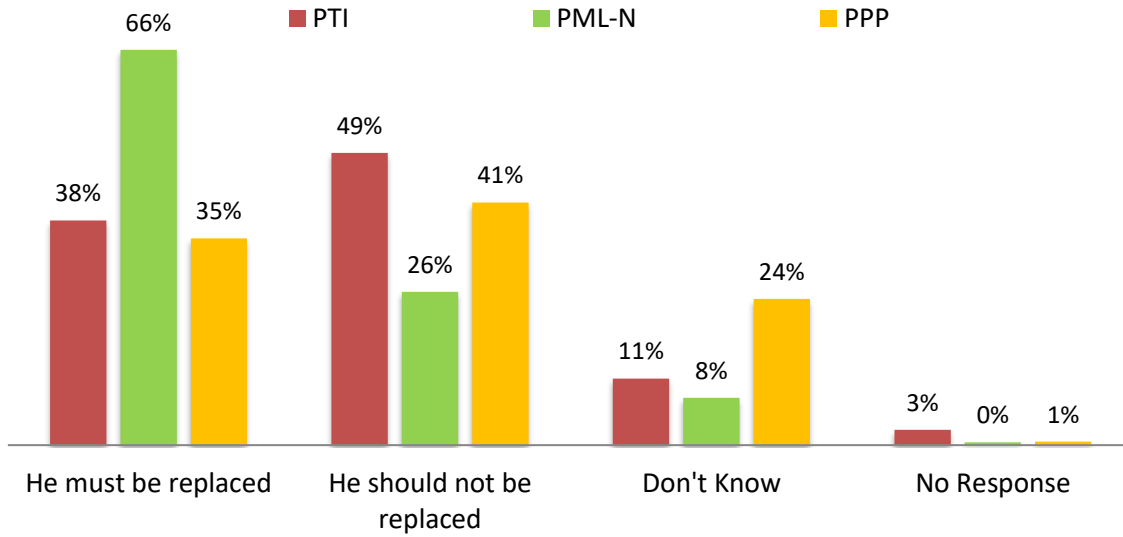
Q. بعض لوگوں کا خیال ہے کہ وزیراعظم عمران خان کو پنجاب کے وزیراعلیٰ عثمان بزدار کو تبدیل کر دینا چاہیے، جبکہ بعض لوگوں کا خیال ہے کہ عثمان بزدار کو تبدیل نہیں کرنا چاہیے۔ آپ کی اس بارے میں کیا رائے ہے؟

تبدیل کر دینا چاہیے 1
تبدیل نہیں کرنا چاہیے 2



SHOULD CM PUNJAB BE REPLACED

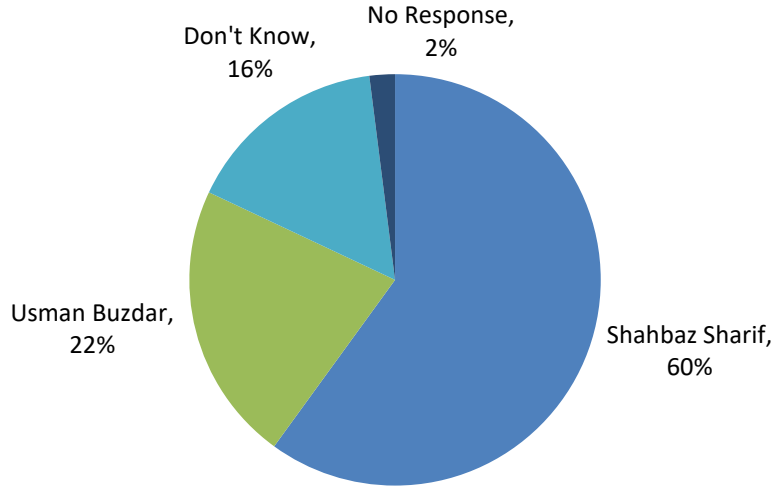
Break down by Voting Intention





Item 2.2: Key Finding

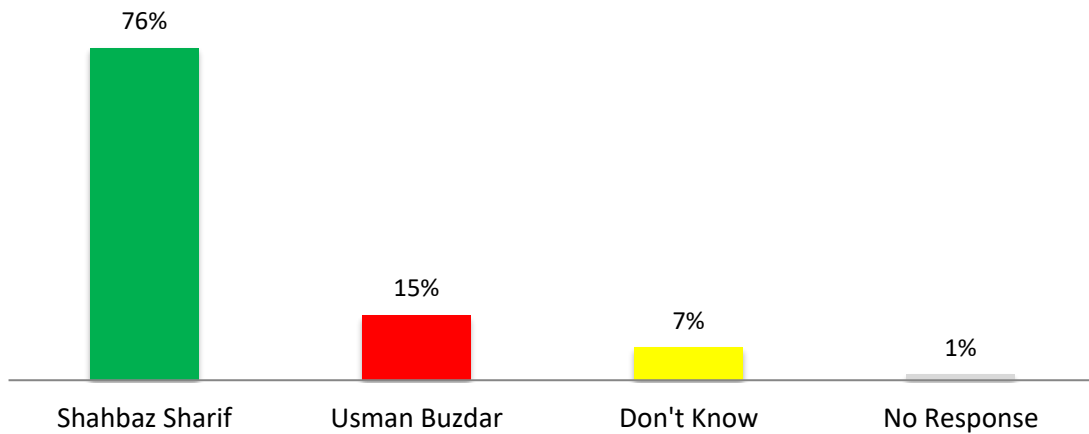
Question: **Who do you think is better among Shahbaz Sharif and Usman Buzdar in terms of CM Punjab's performance?**



Source: Powered by Gallup Pakistan, Sept 22 - Sept 30, 2019

PERFORMANCE OF CM BUZDAR WITHIN PUNJAB VIS A VIS SHAHBAZ SHARIF

% RESPONSES WITHIN PUNJAB (WHO IS/WAS BETTER)



.Q آپ کے خیال میں وزیر اعلیٰ پنجاب کی کارکردگی کے حوالے سے شہباز شریف اور عثمان بزدار میں سے کون زیادہ بہتر ہے؟

1

شہباز شریف

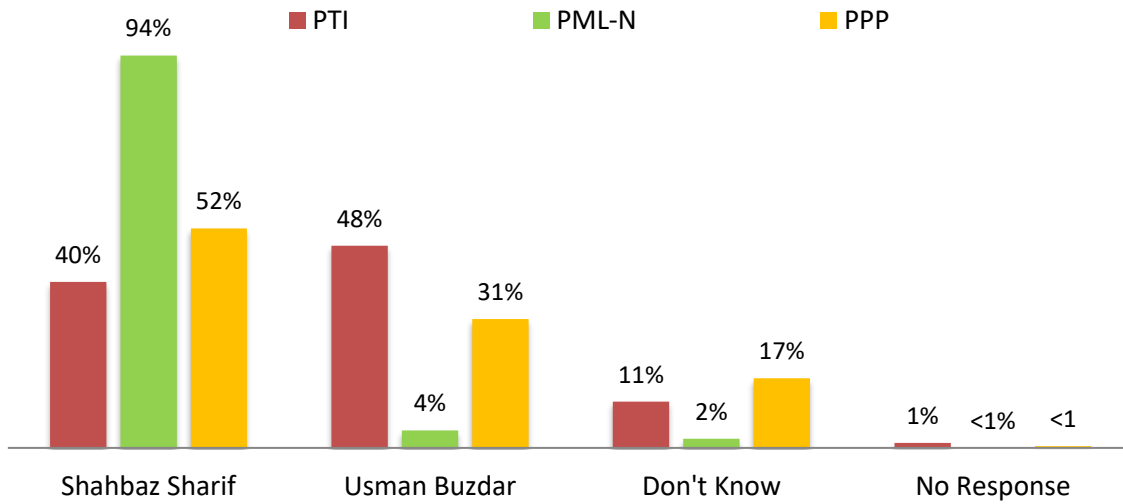
2

عثمان بزدار



PERFORMANCE OF CM BUZDAR AMONG DIFFERENT PARTY VOTERS % RESPONSES WITHIN PUNJAB (WHO IS/WAS BETTER)

Break down by Voting Intention





PART 2

METHODOLOGY





PART 2 METHODOLOGY

SUMMARY METHODOLOGY

Sample size : 1237 Household
(18+ Males and Females)

Coverage : National Cross Section
All Pakistan Urban and Rural

Breakdown

Provincial Breakdown:

	Weighted
Punjab	58%
Sindh	24%
KPK	14%
Balochistan	5%

Location Breakdown:

	Weighted
Large Cities (over 2 million)	33%
Medium Cities (over half million)	
Towns (Population 5000+)	
Villages	67%

Sampling Method : Multi Stage Stratified Sampling

Error Margin : $\pm 3-5\%$ at 95% confidence level

Interview Mode : Face to Face In home

Field Dates : September 22 – September 30, 2019

CONTACT DETAILS:

Islamabad:

Email: isb@gallup.com.pk

www.gallup.com.pk

www.gallup-international.com

Disclaimer: Gallup Pakistan is not related to Gallup Inc. headquartered in Washington D.C. USA. We require that our surveys be credited fully as Gallup Pakistan (not Gallup or Gallup Poll). We disclaim any responsibility for surveys pertaining to Pakistani public opinion except those carried out by Gallup Pakistan, the Pakistani affiliate of Gallup International Association. For details on Gallup International Association see website: www.gallup-international.com

Gallup Pakistan has conducted this poll according to the ESOMAR Code of Ethics and internationally recognized principles of scientific polling. The results in this Report do not represent views held by the authors or Gallup Pakistan. The results only represent public opinion, computed on the basis of views expressed by anonymous respondents selected through the procedure outlined in the Methodology section of this Report.

Gallup Pakistan has provided this data in the public interest and gratis. It cannot be held liable, contractually or otherwise, to the users of this data.