



PUBLIC PULSE 2020

PERFORMANCE RATINGS OF GOVERNMENT

February 25, 2020

Powered by Gallup Pakistan



Table of Contents:

EXECUTIVE SUMMARY

PART 1: FINDINGS

Topic 1: Perception about the performance of Federal Government

Item 1.1: Please tell, to what extent you are satisfied or dissatisfied with the performance of the Pakistan Tehreek e Insaaf government?

Item 1.2: Some people think that the current PTI government's performance till now is better than that of the previous government while some think that it is worse than the previous government. What is your opinion of this?

Topic 2: Perception about the performance of provincial governments

Item 2.1: What is your opinion about the overall performance of the chief minister of Punjab?

Item 2.2: What is your opinion about the overall performance of the chief minister of Sindh?

Item 2.3: What is your opinion about the overall performance of the chief minister of KPK?

Item 2.4: What is your opinion about the overall performance of the chief minister of Balochistan?

Topic 3: Direction of the country

Item 3.1: Do you think that our country is on the right direction or on the wrong direction??

Part 2 : Methodology



Disclaimer: Gallup Pakistan has conducted this poll according to the ESOMAR Code of Ethics and internationally recognized principles of scientific polling. The results in this Report do not represent views held by the authors or Gallup Pakistan. The results only represent public opinion, computed on the basis of views expressed by anonymous respondents selected through the procedure outlined in the Methodology section of this Report.

Gallup Pakistan has provided this data in the public interest and gratis. It cannot be held liable, contractually or otherwise, to the users of this data



Executive Summary

Topic 1 Perception about the performance of Federal Government

Around 1 in 3 Pakistanis are satisfied (very or somewhat) with the performance of the Pakistan Tehreek e Insaaf government.

Concurrently, 2 in 3 Pakistanis are dissatisfied (very or somewhat) with the performance of the Pakistan Tehreek e Insaaf government.

Province Wise Breakdown

64% respondents from KPK are satisfied with the performance of the PTI government.

Only 13% respondents from Balochistan are satisfied with the performance of the PTI government.

Item 1.2: Key Finding

Only 1 in 5 Pakistanis are of the opinion that the current PTI government's performance till now is better than that of the previous government.

3 in 5 Pakistanis are of the opinion that the current PTI government's performance till now is worse than that of the previous government.

Trend

The percentage of Pakistanis who believe that the current PTI government's performance till now is worse than that of the previous government has increased from 35% in December 2018 to only 59% in February 2020.

Topic: 2 Perception about the performance of provincial governments

POSITIVE PERFORMANCE RATINGS OF CHIEF MINISTERS

CM KPK has the highest positive performance rating of 53%, followed by CM Punjab with a rating of 31%, then CM Sindh with a rating of 12%, and finally CM Balochistan with a positive performance rating of 7%.

NEGATIVE PERFORMANCE RATINGS OF CHIEF MINISTERS

CM Balochistan has the highest negative performance rating of 77%, followed by CM Sindh with a rating of 62%, then CM Punjab with a rating of 46%, and finally CM KPK with a negative performance rating of 25%.

NET PERFORMANCE RATINGS OF CHIEF MINISTERS



CM KPK has the highest net performance rating of 28%, followed by CM Punjab with a rating of -15%, then CM Sindh with a rating of -51%, and finally CM Balochistan with a net performance rating of -69%.

Item 2.1: Punjab CM popularity in Punjab

46% people in Punjab have a negative (very bad or bad) opinion about the overall performance of the chief minister of Punjab.

31% people living in Punjab have a positive opinion (very good or good) about the overall performance of the chief minister of Punjab.

Item 2.2: Key Finding : Sindh CM Popularity in Sindh

Only 11% people in Sindh have a positive opinion (very good or good) about the overall performance of the chief minister of Sindh.

62% Sindh dwellers have a negative opinion (very bad or bad) about the overall performance of the chief minister of Sindh.

Item 2.3: KP CM Popularity in KP

53% KP dwellers have a positive opinion (very good or good) about the overall performance of the chief minister of KPK.

26% KP dwellers have a negative opinion (very bad or bad) about the overall performance of the chief minister of KPK.

Item 2.4: Balochistan CM Popularity in Balochistan

Less than 1 in 10 Balochistan dwellers have a positive opinion (very good or good) about the overall performance of the chief minister of Balochistan.

Almost 4 in 5 Balochistan dwellers have a negative opinion (very bad or bad) about the overall performance of the chief minister of Balochistan.

Topic 4: Direction of the country

Item 4.1: Key Finding

More than 3 in 5 respondents believe that the country is headed in the wrong direction. 35% say that it is headed in the wrong direction.

73% PTI supporters are optimistic about the direction of the country, compared to only 10% PPP supporters.



Net rating for the direction of the country (right direction – wrong direction) has shown an overall decline since August 2018, with a brief increase to 11% in March 2019. In February 2020, it has fallen to -27% indicating a low optimism for the direction of the country.

PART ONE

FINDINGS

TOPIC ONE

GALLUP
P A K I S T A N
Affiliated with Gallup International
Pakistan's Foremost Social Research Lab



PERCEPTION ABOUT THE PERFORMANCE OF FEDERAL GOVERNMENT

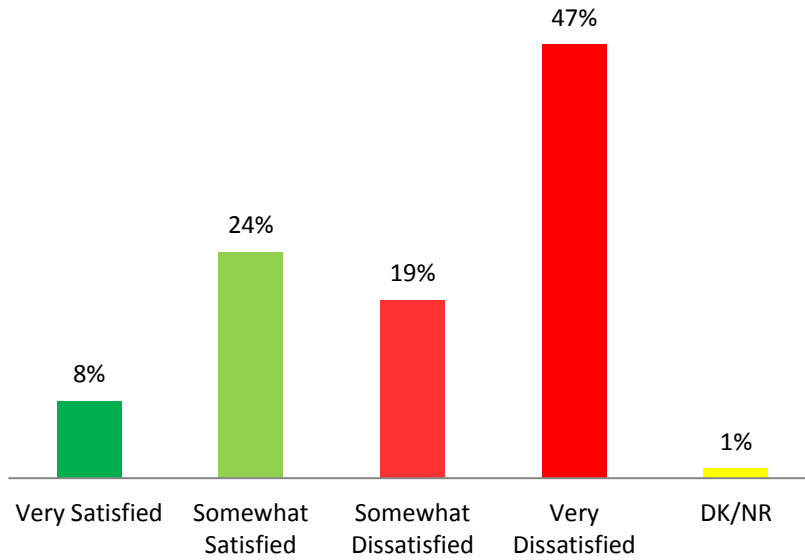
Powered by Gallup Pakistan



SATISFACTION WITH THE PERFORMANCE OF FEDERAL GOVERNMENT

Item 1.2: Key Finding

Question: Please tell, to what extent you are satisfied or dissatisfied with the performance of the Pakistan Tehreek e Insaaf government?



Source: Powered by Gallup Pakistan, Feb 08 – Feb 15, 2020

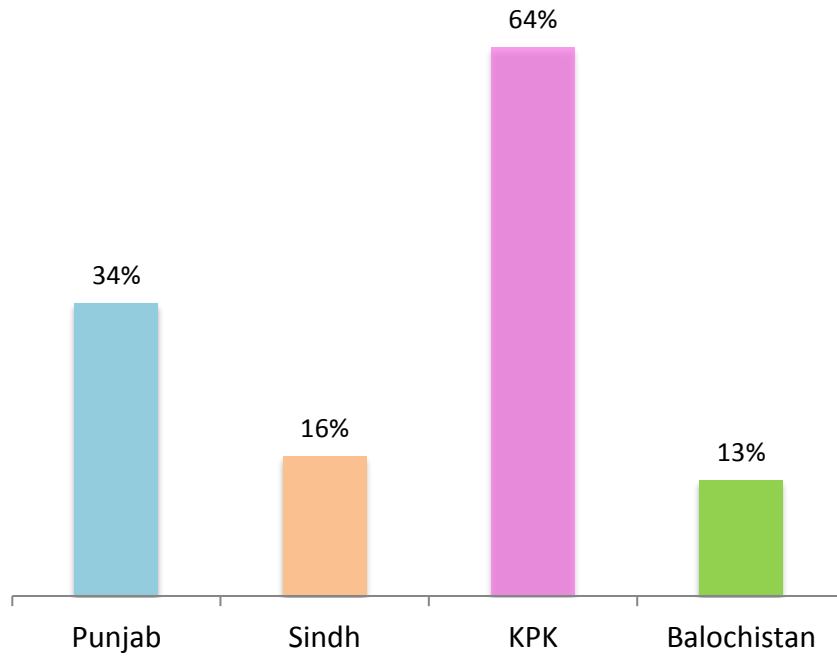
Q. برائے مہربانی بتائیں کہ آپ پاکستان تحریک انصاف کی حکومت کی کارکردگی سے کس حد تک مطمئن یا غیر مطمئن ہیں؟

- 1 بہت زیادہ مطمئن
- 2 کسی حد تک مطمئن
- 3 کسی حد تک غیر مطمئن
- 4 بہت زیادہ غیر مطمئن



SATISFACTION WITH THE PERFORMANCE OF FEDERAL GOVERNMENT

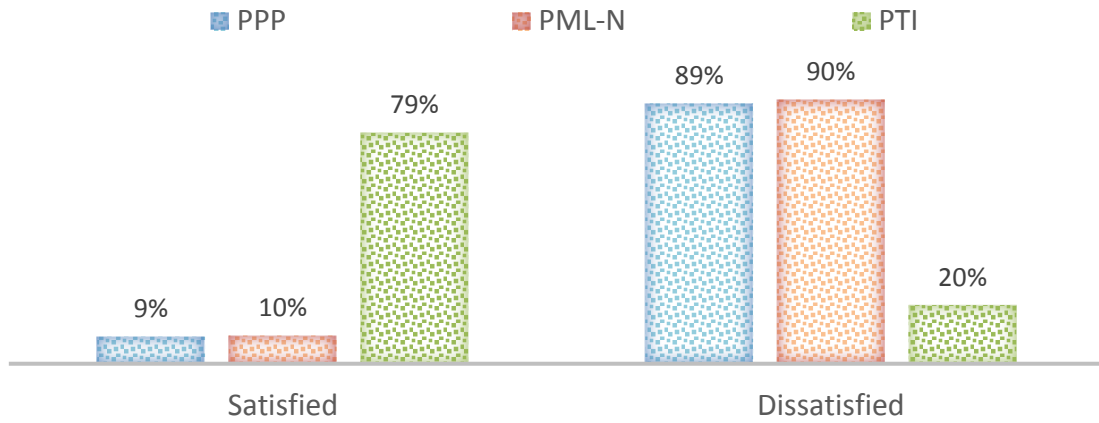
POSITIVE RATING WITHIN PROVINCE





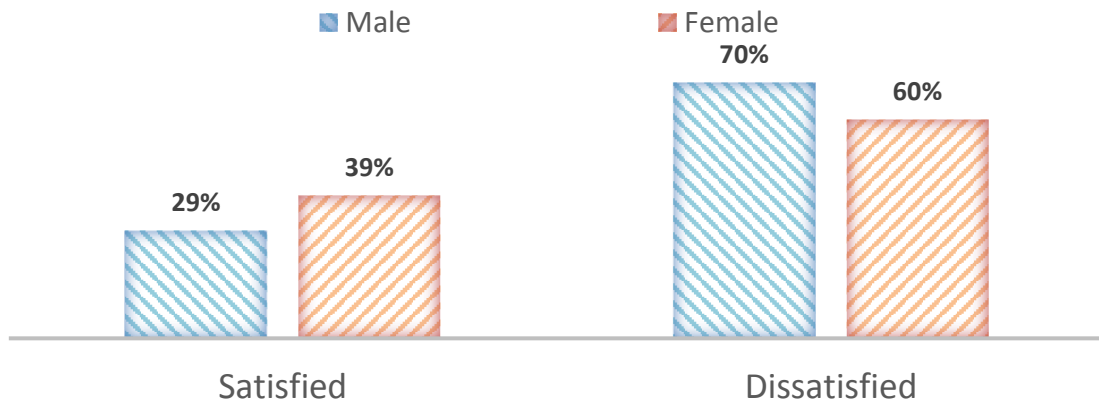
SATISFACTION WITH THE PERFORMANCE OF FEDERAL GOVERNMENT

Party Wise Breakdown



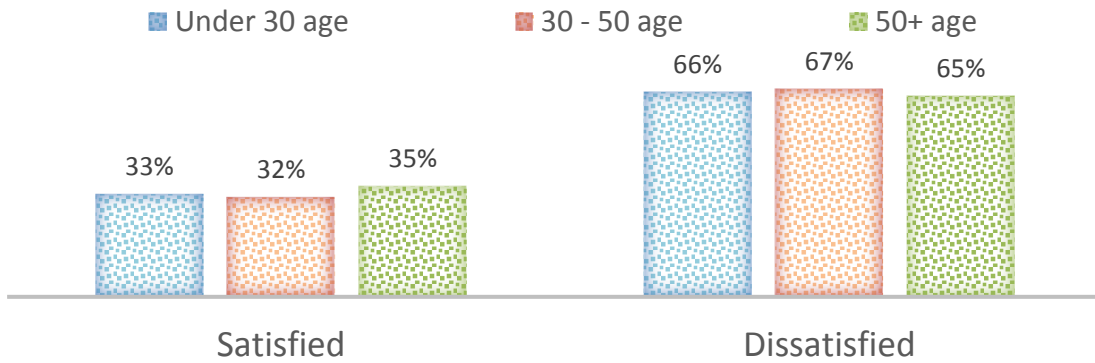
*The balance from 100% is Don't know/No Response

Gender Breakdown



*The balance from 100% is Don't know/No Response

Age Wise Breakdown



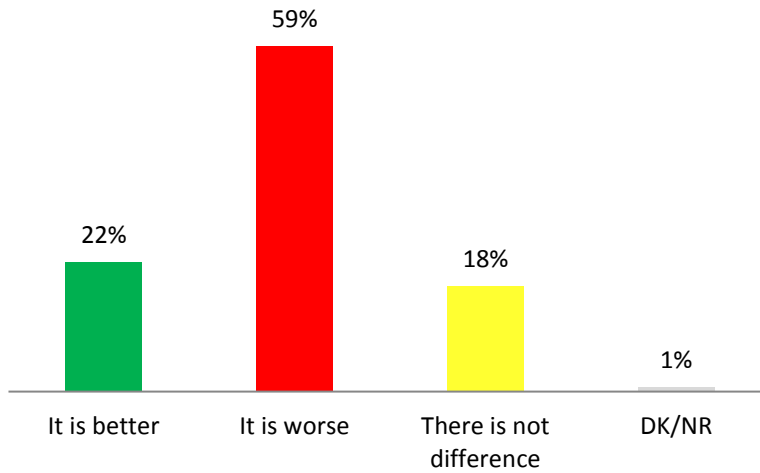
*The balance from 100% is Don't know/No Response



PERFORMANCE OF CURRENT VS. PREVIOUS GOVERNMENT

Item 1.3: Key Finding

Question: Some people think that the current PTI government's performance till now is better than that of the previous government while some think that it is worse than the previous government. What is your opinion of this?



Source: Powered by Gallup Pakistan, Feb 08 – Feb 15, 2020

.Q بعض لوگوں کا خیال ہے کہ موجودہ پاکستان تحریک انصاف کی حکومت کی اب تک کی کارکردگی گذشتہ حکومت سے بہتر ہے ، جبکہ بعض لوگوں کے خیال میں خراب ہے ۔ آپ کی اس کے بارے میں کیا رائے ہے ؟

1

بہتر ہے

2

خراب ہے

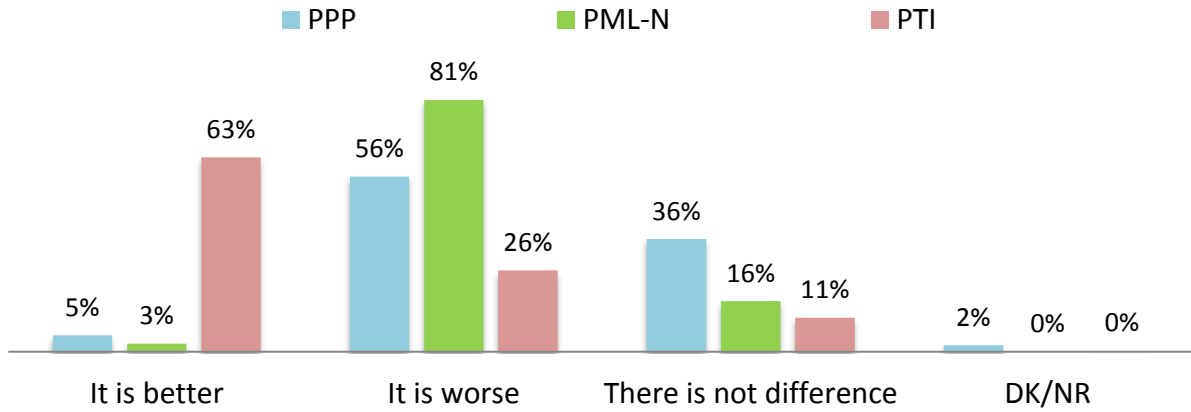
3

کوئی فرق نہیں

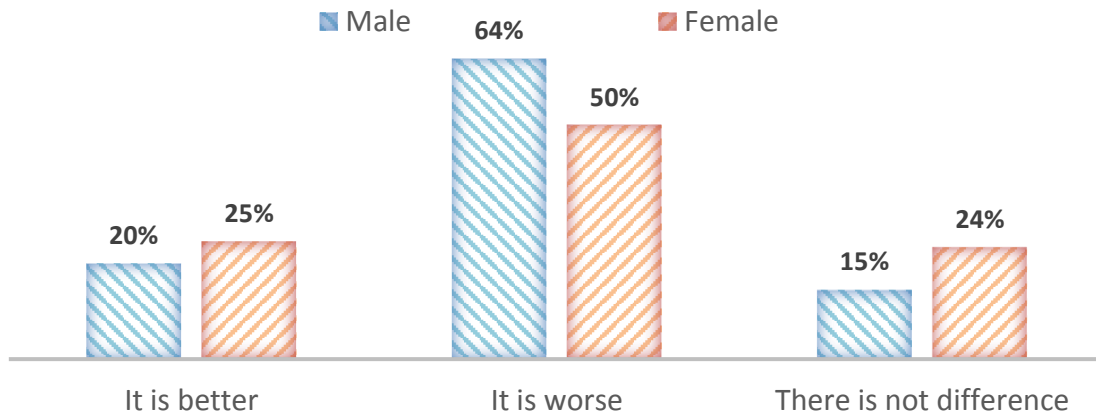


PERFORMANCE OF CURRENT VS. PREVIOUS GOVERNMENT

Party Wise Breakdown

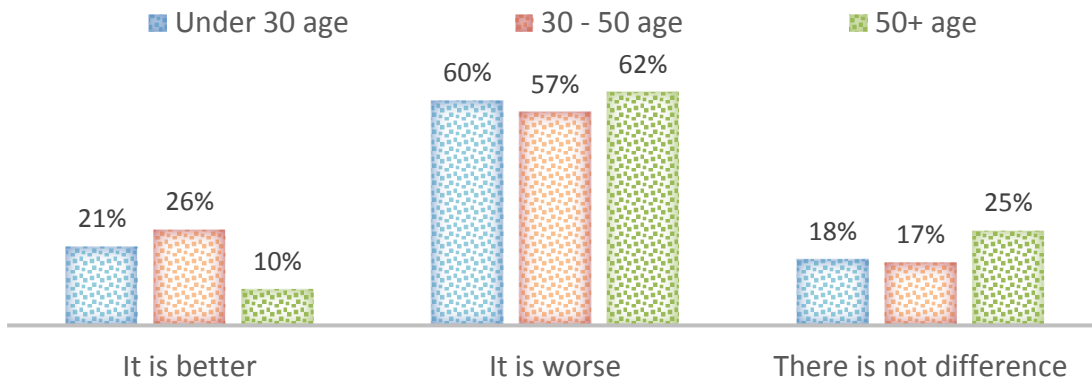


Gender Breakdown



*The balance from 100% is Don't know/No Response

Age Wise Breakdown



*The balance from 100% is Don't know/No Response



Powered by Gallup
Topic 3: Perception about the performance of provincial governments

Trend Data
(In PTI led Government)

TOPIC THREE



PERCEPTION ABOUT THE PERFORMANCE OF PROVINCIAL GOVERNMENTS

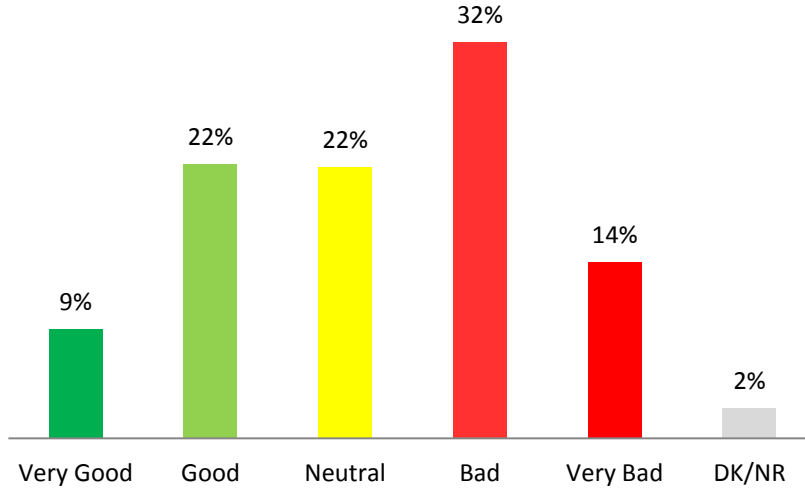


PERFORMANCE RATING OF CM PUNJAB

Item 3.1: Key Finding

Question: What is your opinion about the overall performance of the chief minister of Punjab?

PUNJAB RESPONDENTS ONLY



Source: Powered by Gallup Pakistan, Feb 08 – Feb 15, 2020

Q. گذشتہ سال پنجاب کے وزیر اعلیٰ کی مجموعی کارکردگی کے بارے میں آپ کی کیا رائے ہے؟

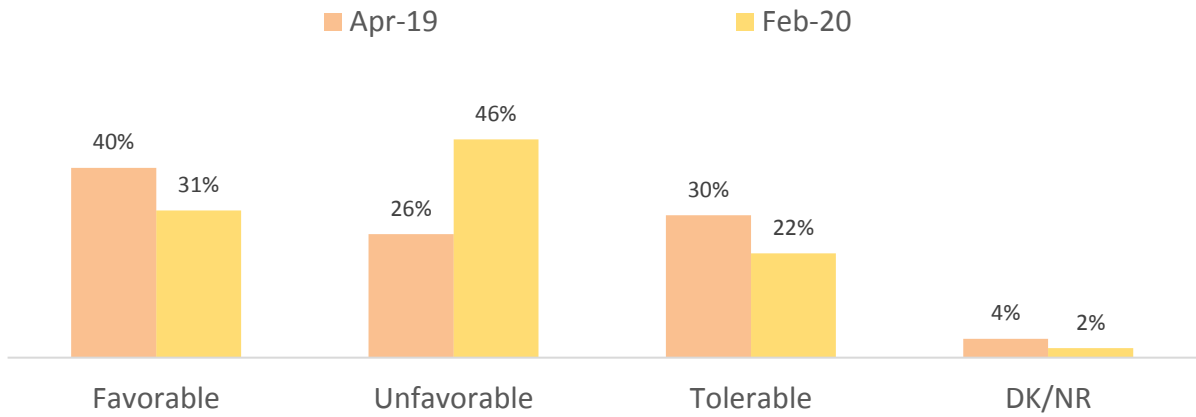
- 1
- 2
- 3
- 4
- 5

بہت اچھی
اچھی
مناسب
خراب
بہت خراب

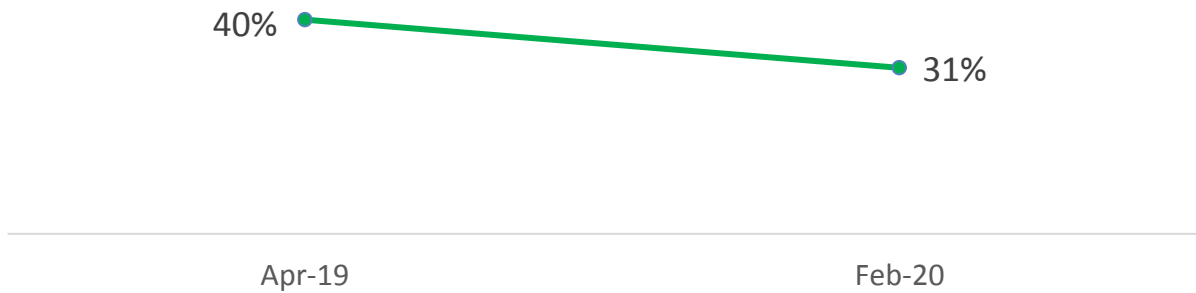


PERFORMANCE RATING OF CM PUNJAB


(Trend Data)



POSITIVE RATING



NET RATING



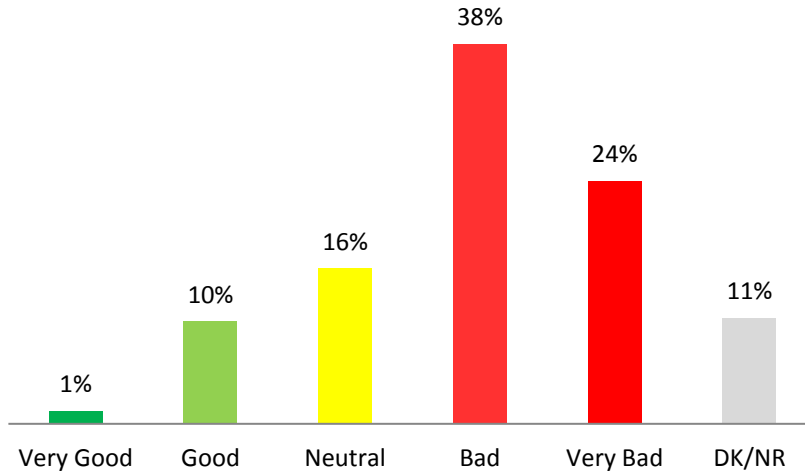


PERFORMANCE RATING OF CM SINDH

Item 3.2: Key Finding

Question: What is your opinion about the overall performance of the chief minister of Sindh?

SINDH RESPONDENTS ONLY



Source: Powered by Gallup Pakistan, Feb 08 – Feb 15, 2020

.Q گزشتہ سال سندھ کے وزیر اعلیٰ کی مجموعی کارکردگی کے بارے میں آپ کی کیا رائے ہے؟

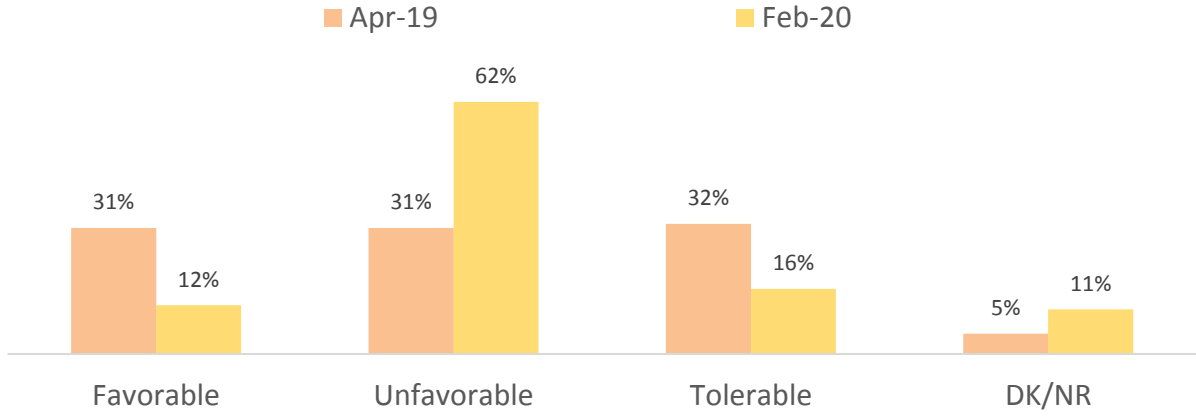
- 1
- 2
- 3
- 4
- 5

بہت اچھی
اچھی
مناسب
خراب
بہت خراب

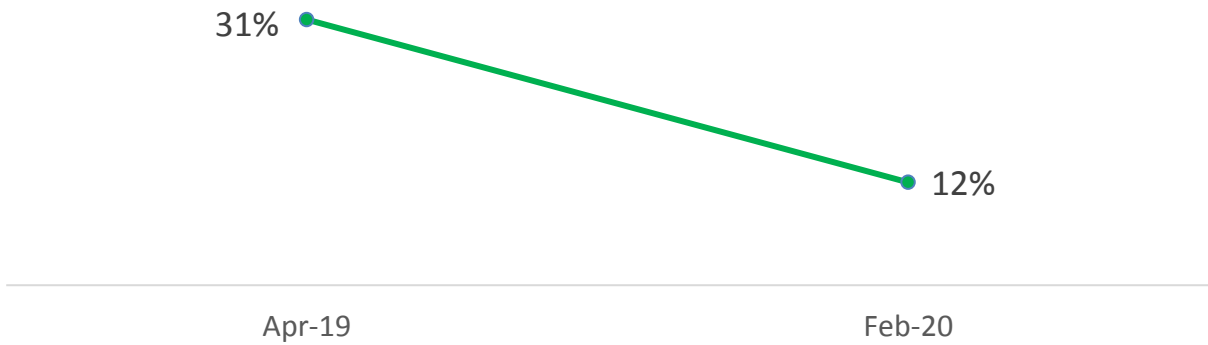


PERFORMANCE RATING OF CM SINDH


Trend Data



POSITIVE RATING



NET RATING



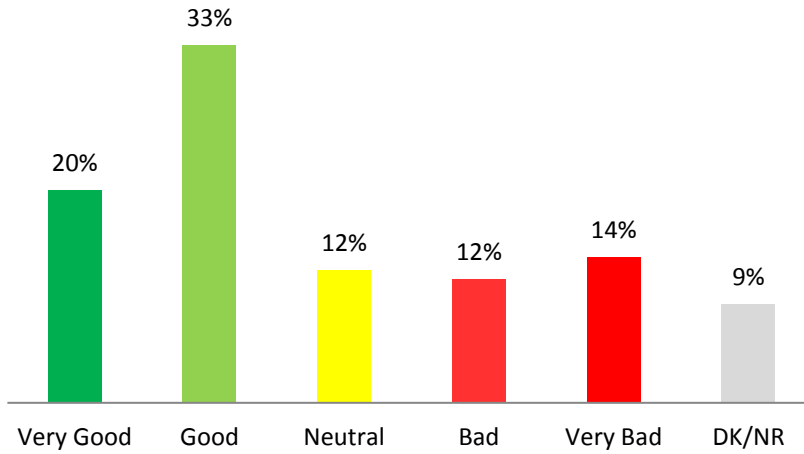


PERFORMANCE RATING OF CM KPK

Item 3.3: Key Finding

Question: What is your opinion about the overall performance of the chief minister of KPK?

KPK RESPONDENTS ONLY



Source: Powered by Gallup Pakistan, Feb 08 – Feb 15, 2020

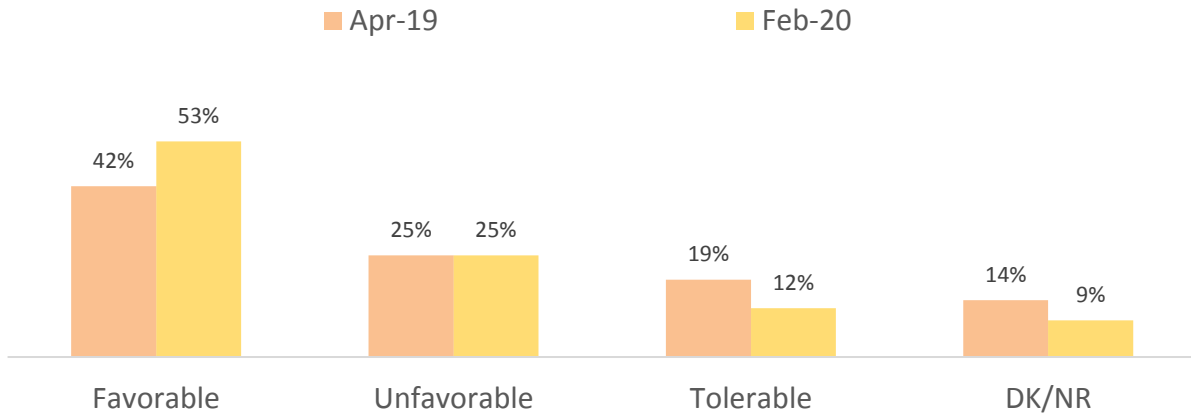
Q. گذشتہ سال خیبر پختونخواہ کے وزیر اعلیٰ کی مجموعی کارکردگی کے بارے میں آپ کی کیا رائے ہے؟

- | | |
|---|----------|
| 1 | بہت اچھی |
| 2 | اچھی |
| 3 | مناسب |
| 4 | خراب |
| 5 | بہت خراب |



PERFORMANCE RATING OF CM KPK

Trend Data



POSITIVE RATING



NET RATING



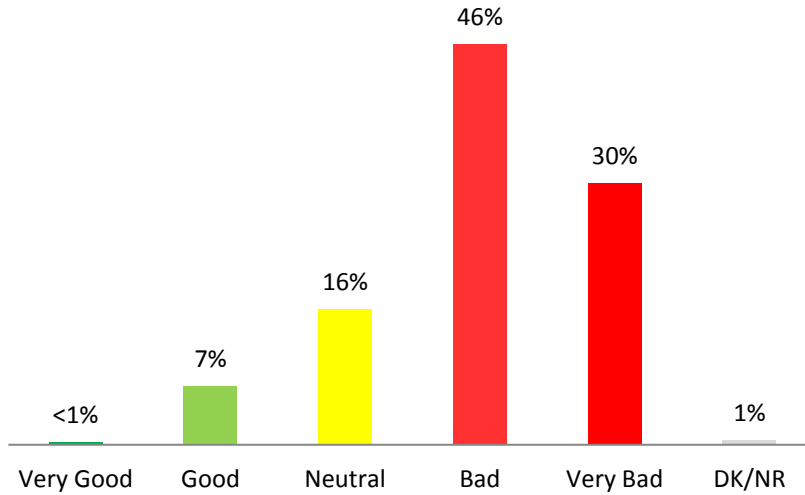


PERFORMANCE RATING OF CM BALOCHISTAN

Item 3.4: Key Finding

Question: What is your opinion about the overall performance of the chief minister of Balochistan?

BALOCHISTAN RESPONDENTS ONLY



Source: Powered by Gallup Pakistan, Feb 08 – Feb 15, 2020

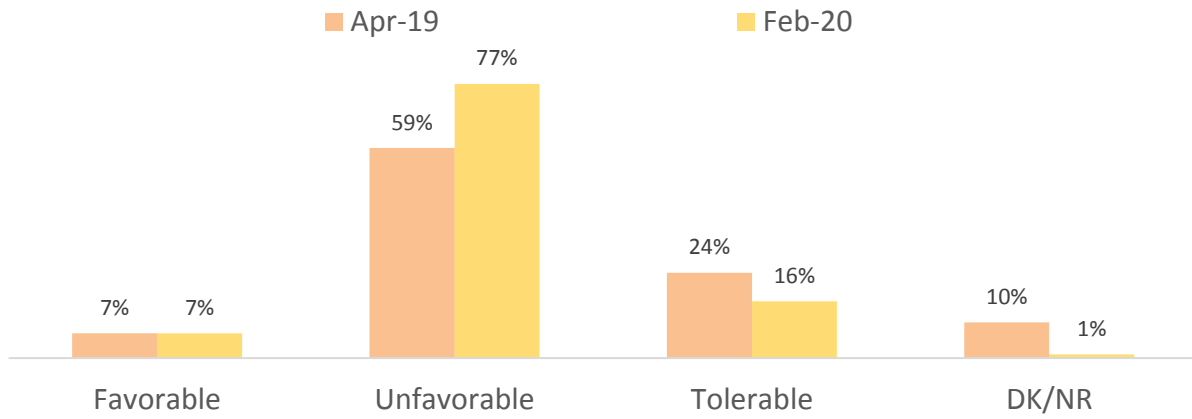
Q. گذشتہ سال بلوچستان کے وزیر اعلیٰ کی مجموعی کارکردگی کے بارے میں آپ کی کیا رائے ہے؟

- | | |
|---|----------|
| 1 | بہت اچھی |
| 2 | اچھی |
| 3 | مناسب |
| 4 | خراب |
| 5 | بہت خراب |



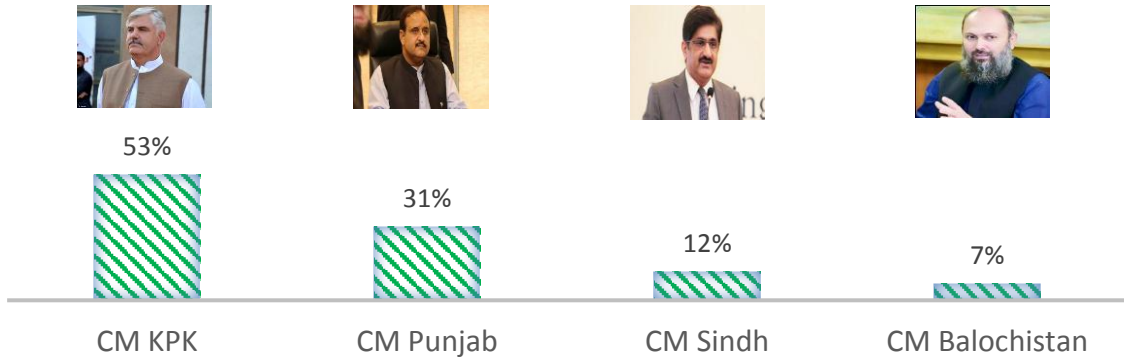
PERFORMANCE RATING OF CM BALOCHISTAN

Trend Data






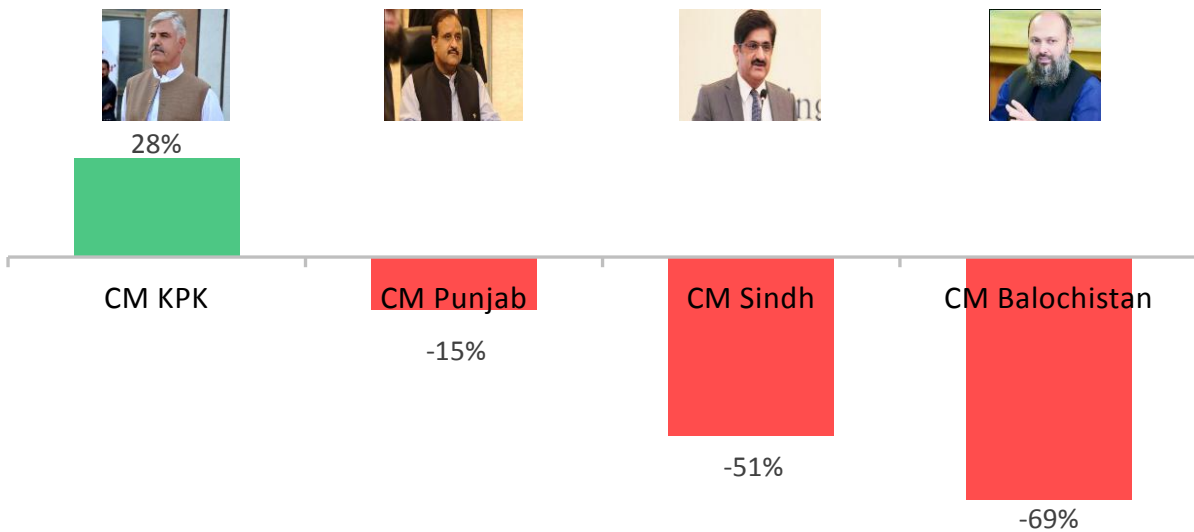
Positive Performance Ratings Among Own Province



Negative Performance Ratings Among Own Province



Net Performance Ratings Among Own Province (Favorable minus Unfavorable)

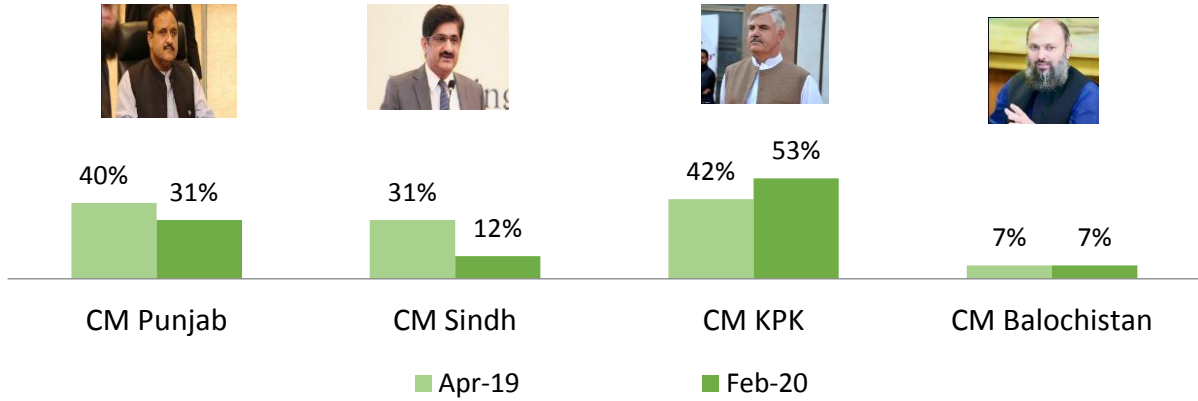




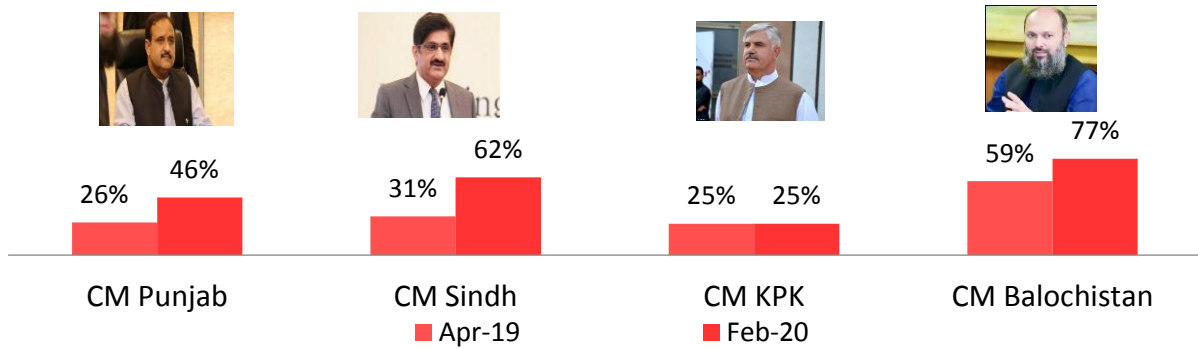
Trend Data
RATINGS OF PROVINCIAL GOVERNMENTS

Among Own Province

POSITIVE PERFORMANCE

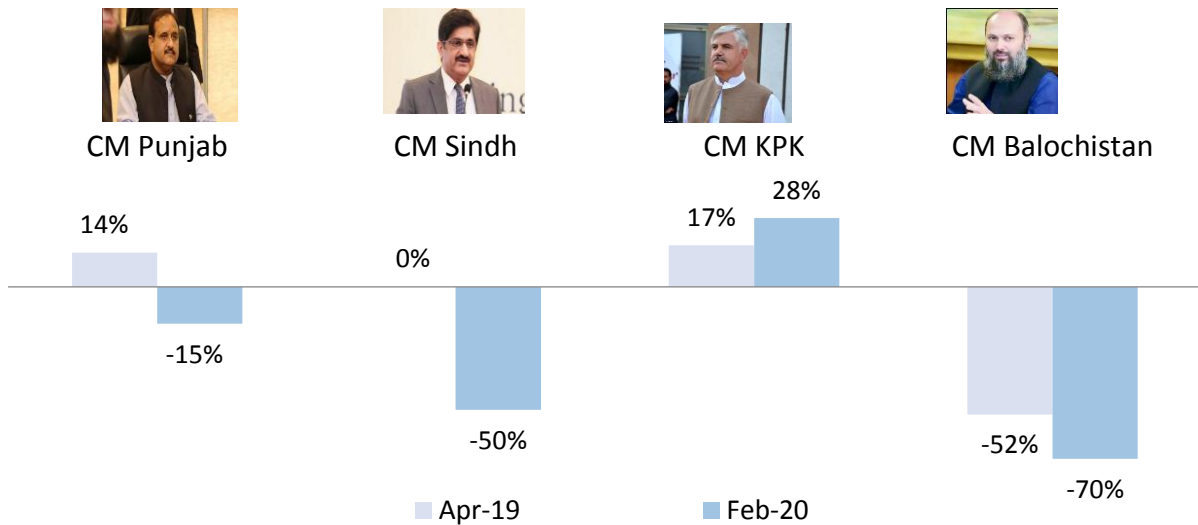


NEGATIVE PERFORMANCE



NET PERFORMANCE

(Favorable minus Unfavorable)



TOPIC FOUR



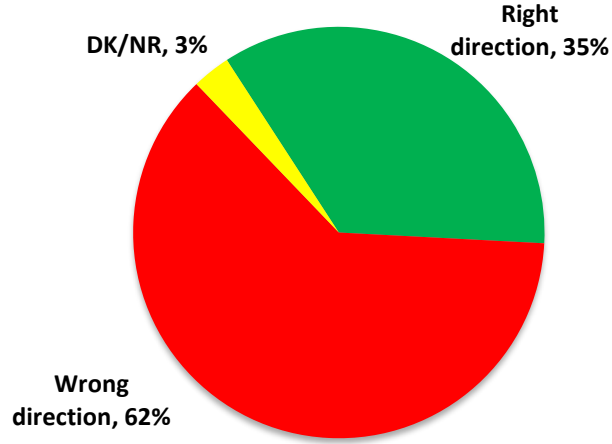
DIRECTION OF THE COUNTRY



DIRECTION OF COUNTRY

Item 4.1: Key Finding

Question: Do you think that our country is on the right direction or on the wrong direction?



Source: Powered by Gallup Pakistan, Feb 08 – Feb 15, 2020

.Q آپ کے خیال میں ہمارا ملک درست سمت میں چل رہا ہے یا غلط سمت میں چل رہا ہے؟

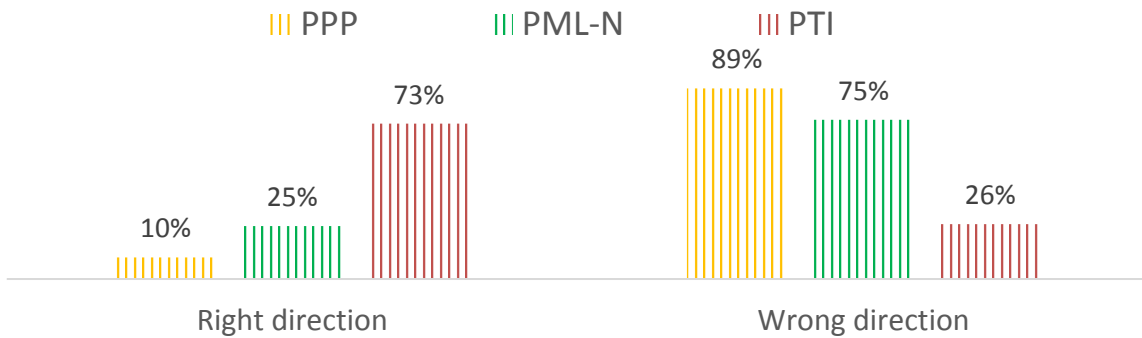
- 1
- 2

درست سمت میں
غلط سمت میں



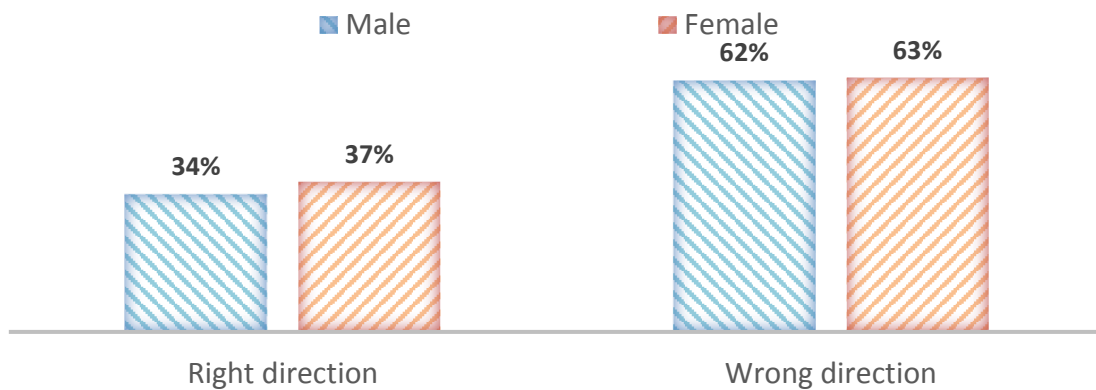
DIRECTION OF COUNTRY

Party Wise Breakdown



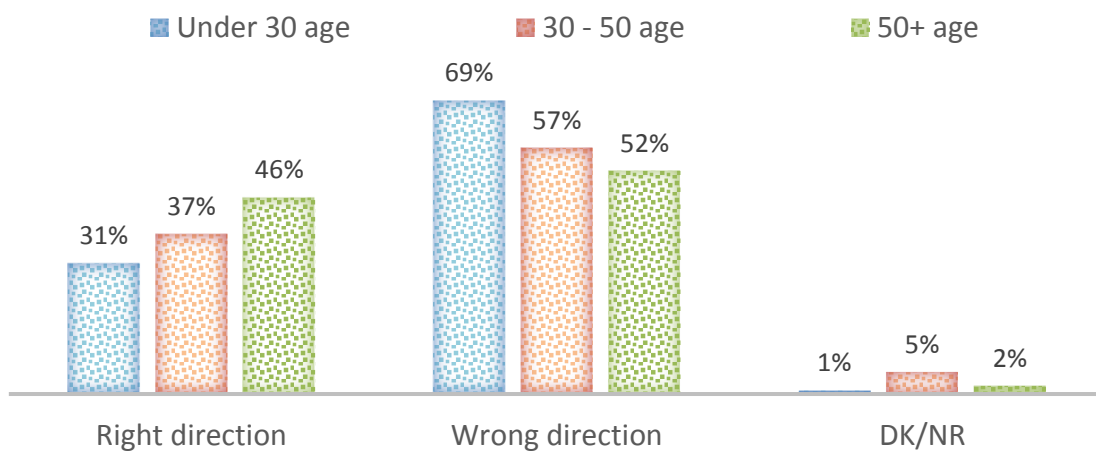
*The balance from 100% is Don't know/No Response

Gender Breakdown



*The balance from 100% is Don't know/No Response

Age Wise Breakdown

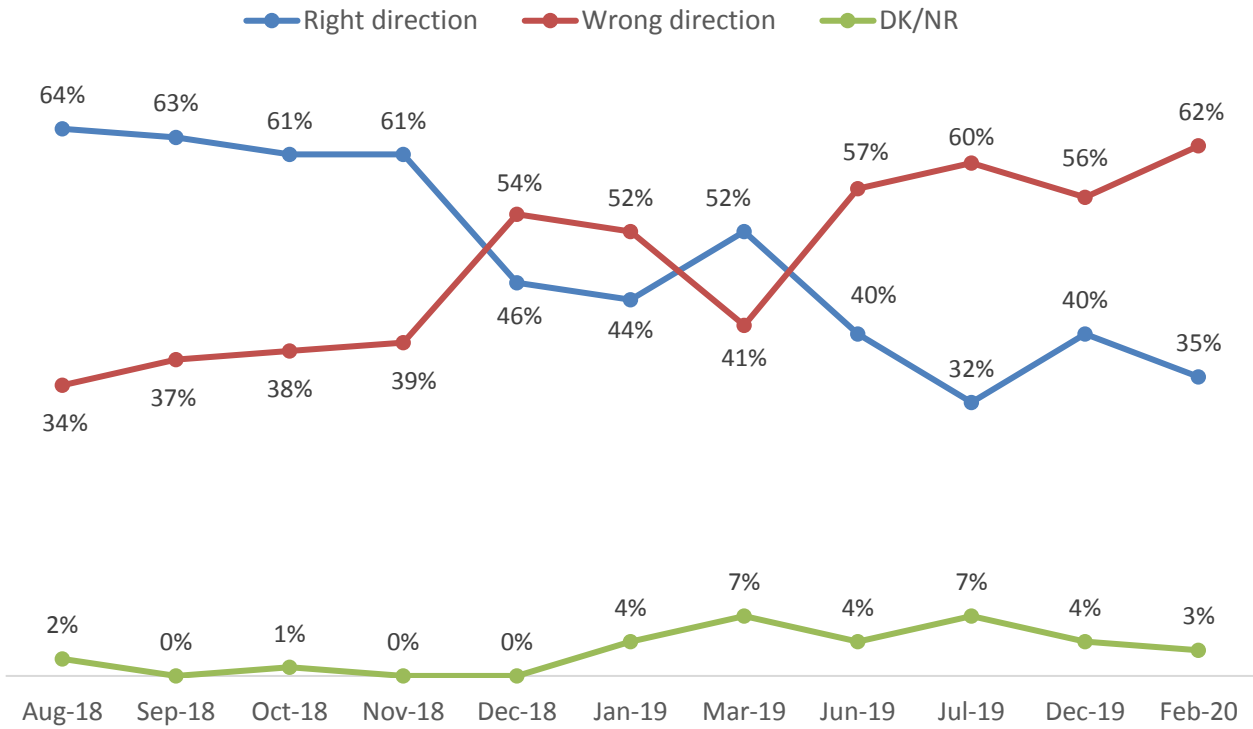


*The balance from 100% is Don't know/No Response



DIRECTION OF COUNTRY

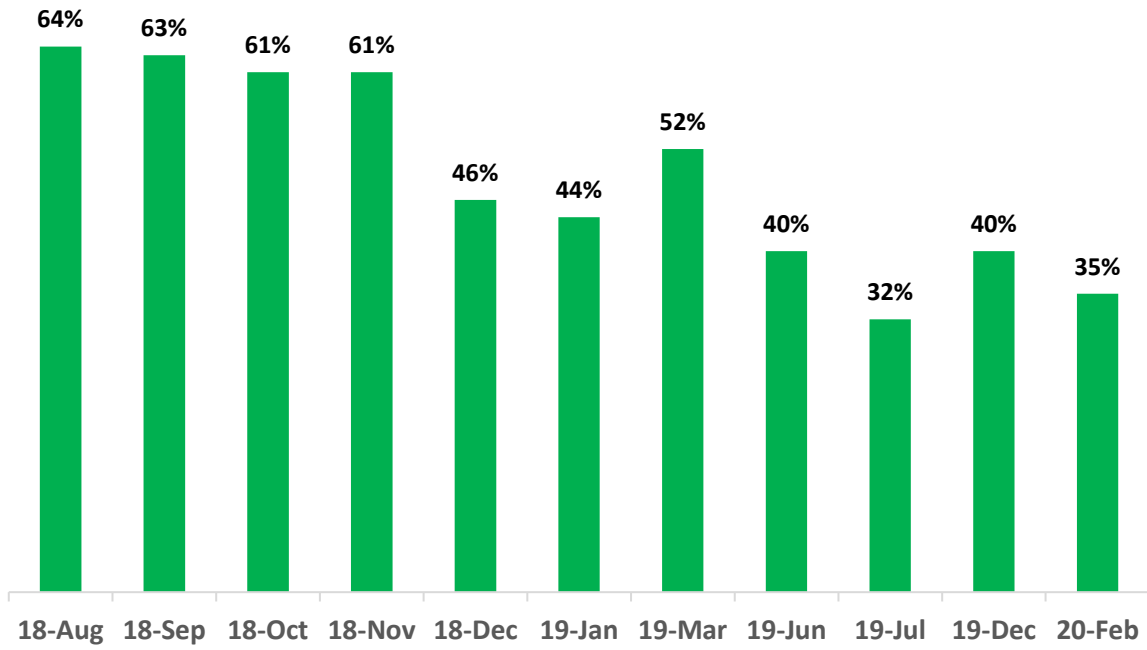
Trend data
(After 2018 Election)





DIRECTION OF COUNTRY

TREND DATA RIGHT DIRECTION (After 2018 Election)

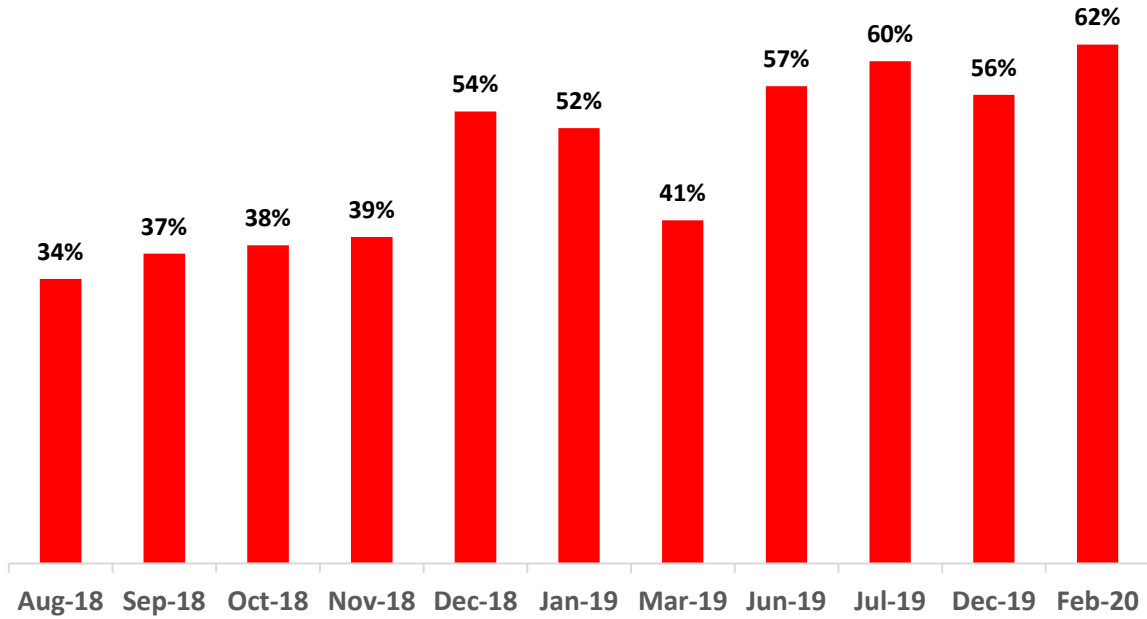


Source: Powered by Gallup Pakistan



DIRECTION OF COUNTRY

TREND DATA WRONG DIRECTION (After 2018 Election)

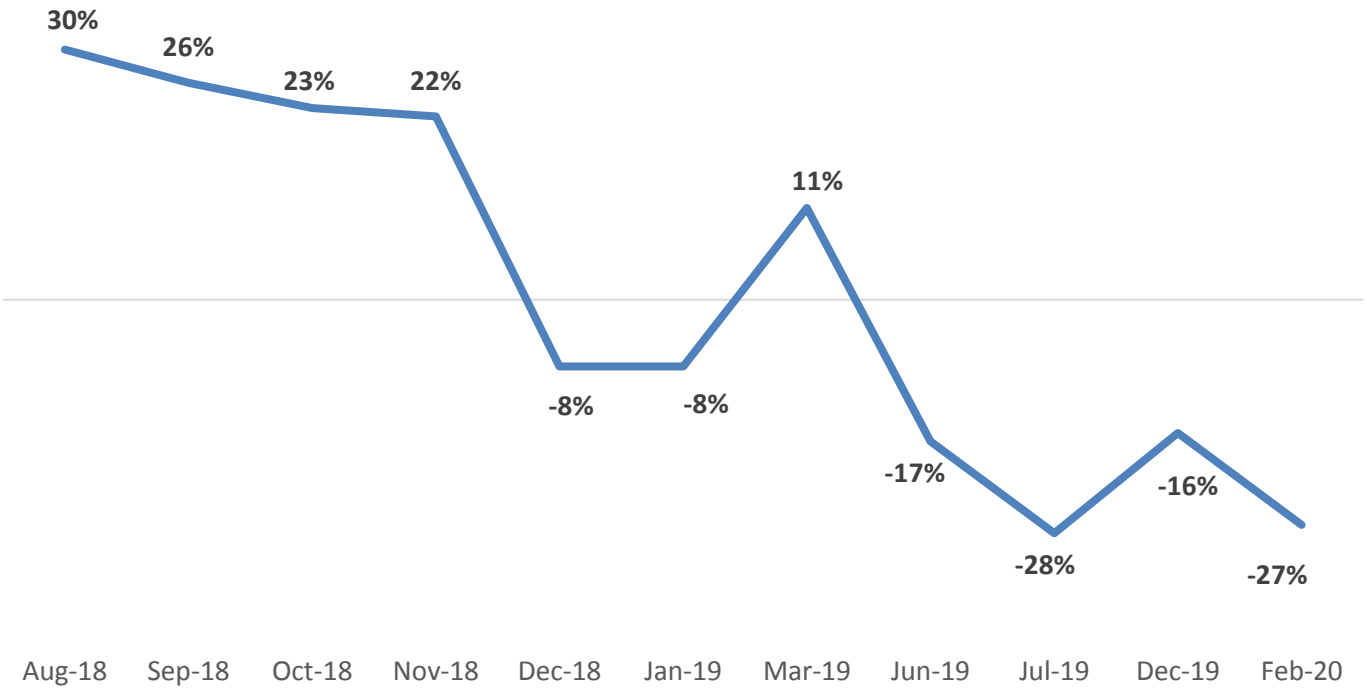


Source: Powered by Gallup Pakistan



DIRECTION OF COUNTRY

TREND DATA
NET RATING
(Right minus Wrong)



PART TWO

GALLUP

PAKISTAN

Affiliated with Gallup International

Pakistan's Foremost Social Research Lab

CLASSIFICATORY VARIABLES

Powered by Gallup Pakistan



DEMOGRAPHICS

Profile of Respondents

(n=1208)

		Weighted
		Col%
BASE: All		100%
Gender		
See classification details below	Male	64%
	Female	36%
Age of the Respondent		
See classification details below	Young	46%
	Middle	45%
	Old	9%
Household Income		
See classification details below	Low	17%
	Medium	41%
	High	43%
Location		
See classification details below	Rural	67%
	Urban	33%
Province		
See classification details below	Punjab	58%
	Sindh	24%
	KPK	14%
	Balochistan	5%

PART THREE



METHODOLOGY

Powered by Gallup Pakistan



PART 3: METHODOLOGY SUMMARY METHODOLOGY

Sample size : 1208 Household
(18+ Males and Females)

Coverage : National Cross Section
All Pakistan Urban and Rural

Breakdown

Provincial Breakdown:

	Weighted
Punjab	58%
Sindh	24%
KPK	14%
Balochistan	5%

Location Breakdown:

	Weighted
Large Cities (over 2 million)	33%
Medium Cities (over half million)	
Towns (Population 5000 plus)	
Villages	67%

Sampling Method : Multi Stage Stratified Sampling

Error Margin : $\pm 3-5\%$ at 95% confidence level

Interview Mode : Face to Face In home

Field Dates : February 08 – February 15, 2020

Gallup Pakistan adheres to ESOMAR/WAPOR Code of Ethics of Opinion and Marketing Research (form more details please see detailed methodology)

Disclaimer: Gallup Pakistan is not related to Gallup Inc. headquartered in Washington D.C. USA. We require that our surveys be credited fully as Gallup Pakistan (not Gallup or Gallup Poll). We disclaim any responsibility for surveys pertaining to Pakistani public opinion except those carried out by Gallup Pakistan, the Pakistani affiliate of Gallup International Association. For details on Gallup International Association see website: www.gallup-international.com

Gallup Pakistan has conducted this poll according to the ESOMAR Code of Ethics and internationally recognized principles of scientific polling. The results in this Report do not represent views held by the authors or Gallup Pakistan. The results only represent public opinion, computed on the basis of views expressed by anonymous respondents selected through the procedure outlined in the Methodology section of this Report.

Gallup Pakistan has provided this data in the public interest and gratis. It cannot be held liable, contractually or otherwise, to the users of this data.

PART FOUR



FURTHER DETAILS ON RESEARCH METHODOLOGY

Powered by Gallup Pakistan



Table of Contents

- A- Sample Profile
- B- Sample Selection Procedure
- C- Field Work Procedure
- D- Data Entry and Verification

Note:

This Detailed Methodology is a standard procedure followed in public opinion polls. Specific details of the sample profile may vary from poll to poll. The specific sample profile as well as other variations may be included either in this Note as well as the Summary version or can be obtained upon request.



DETAILED METHODOLOGY

A- Sample Profile

The survey was conducted with more than 1200 men and women statistically selected from all four provinces comprising of a cross section of age, and socio-economic classes as given below:

Sample Profile

		Weighted
		Col%
BASE: All		100%
Gender		
See classification details below	Male	64%
	Female	36%
Age of the Respondent		
See classification details below	Young	46%
	Middle	45%
	Old	9%
Household Income		
See classification details below	Low	17%
	Medium	41%
	High	43%
Location		
See classification details below	Rural	67%
	Urban	33%
Province		
See classification details below	Punjab	58%
	Sindh	24%
	KPK	14%
	Balochistan	5%



B- Sample Selection Procedure

This survey uses stratified random sampling. Following steps have been used to achieve this:

Stage 1: Stratification:

Stratification is principally at two levels:

- a. The **First** stratification is by PROVINCE, of which there are 4 in Pakistan.
- b. The **Second** stratification is by size of location. We stratify by 4 types of locations: Large/Metropolitan Cities (*there are 3*); Medium size (*those whom population is over 100,000 persons*); Towns (*those whom population is less than 100,000*) and Villages (*those declared as such in the Census*).

Stage 2: Selection of Communities:

Within each stratum communities are selected through a random process. In some cases we make replacements by communities of similar profile with a view to logistical and other considerations.

C- Fieldwork Procedure

● Briefing/Training of interviewers:

The Questionnaire Designed for the survey is briefed to the interviewers at Regional Centers across the Centre. The interviewers are instructed on measures such as:

1. Following Sampling/Quota Instructions Properly
2. Ethical Code of Conduct towards interviewers
3. Following skipping Instructions and other interview instructions on the Questionnaire
4. Maintaining Neutrality in asking Question



- **Mock Calls:**

After the briefing is completed all the field workers do the mock calls under the direct supervision of an executive or a fieldwork supervisor. This ensures that the field workers properly understand the instructions and they can handle various interviewing problems during the interview (*in the field*). After completion of mock calls, a debriefing session is arranged in which the problems faced by the interviewers during the mock interviews are discussed and solutions are suggested.

- **Initial Checking:**

After the training, the interviewers go into the field for actual interviewing. The first ten filled in questionnaires of every interviewer are thoroughly checked by their supervisor to ensure that the interviewer is performing well. In case the work of an interviewer is not acceptable he/she is disengaged from the survey.

- **Field Editor or Intake Edit:**

In normal routine at least 30-40 interviews of each interviewer are visually checked by the supervisor before passing them to Data Coding/Entry department. The problems or missing information identified during field edit are explained to the relevant interviewer and he/she is instructed to rectify them either through telephone and/or revisit the respondent for clarification and re-asking the missing questions.

- **Supervision & Back Checking:**

It is essential that the interviewers are properly supervised on the job and the work done by them is back checked. At least 20% back checking is done on work completed by each interviewer to ensure authenticity of data.

- **Data Coding/Editing:**

About 20% work of each coder is rechecked and verified by the concerned DC Supervisor/In-charge.



D- Data Entry and Verification

GP's Quality Manual contains a detailed check-list on the handling control, entry and other steps involved in the management of data.

Once the questionnaires are received from the field, they are checked and the responses of open-ended questions are coded with the help of a code list. A coding scheme/book/guide is prepared on the basis of these questionnaires.

After the coding of open-ended responses, data is entered into computers. GP uses the SPSS data entry program that has flexibility to implement validity checks and skipping rules etc. The SPSS data entry software also has flexibility to verify the entered data by using the double punch options. Gallup normally double punches for 20% of its entered data.

After completion of data entries and double punch, all data is cleaned by using a data-cleaning program written in SPSS which is customized for every project according to the survey/questionnaire needs. Data is thoroughly checked for an omission, displacements and other error resulting in inconsistencies with the coding scheme.



Contact Us

For more information, please contact:

Islamabad:

Phone: +92-51-2655630

Email: isb@gallup.com.pk

www.gallup.com.pk

www.gallup-international.com

Islamabad | Lahore | Karachi | Zurich

Disclaimer: Gallup Pakistan is not related to Gallup Inc. headquartered in Washington D.C. USA. We require that our surveys be credited fully as Gallup Pakistan (not Gallup or Gallup Poll). We disclaim any responsibility for surveys pertaining to Pakistani public opinion except those carried out by Gallup Pakistan, the Pakistani affiliate of Gallup International Association. For details on Gallup International Association see website:

www.gallup-international.com

Gallup Pakistan has conducted this poll according to the ESOMAR Code of Ethics and internationally recognized principles of scientific polling. The results in this Report do not represent views held by the authors or Gallup Pakistan. The results only represent public opinion, computed on the basis of views expressed by anonymous respondents selected through the procedure outlined in the Methodology section of this Report.