

Least Squares Ranking on Graphs

Anil N. Hirani* and Kaushik Kalyanaraman

Department of Computer Science, University of Illinois at Urbana-Champaign

Seth Watts

Department of Mech. Sci. & Eng., University of Illinois at Urbana-Champaign

Abstract

Given a set of alternatives to be ranked, and some pairwise comparison data, ranking is a least squares computation on a graph. The vertices are the alternatives, and the edge values comprise the comparison data. The basic idea is very simple and old – come up with values on vertices such that their differences match the given edge data. Since an exact match will usually be impossible, one settles for matching in a least squares sense. This formulation was first described by Leake in 1976 for ranking football teams and appears as an example in Professor Gilbert Strang’s classic linear algebra textbook. If one is willing to look into the residual a little further, then the problem really comes alive, as shown effectively by the remarkable recent paper of Jiang et al. With or without this twist, the humble least squares problem on graphs has far-reaching connections with many current areas of research. These connections are to *theoretical computer science* (spectral graph theory, and multilevel methods for graph Laplacian systems); *numerical analysis* (algebraic multigrid, and finite element exterior calculus); other *mathematics* (Hodge decomposition, and random clique complexes); and *applications* (arbitrage, and ranking of sports teams). Not all of these connections are explored in this paper, but many are. The underlying ideas are easy to explain, requiring only the four fundamental subspaces from elementary linear algebra. One of our aims is to explain these basic ideas and connections, to get researchers in many fields interested in this topic. Another aim is to use our numerical experiments for guidance on selecting methods and exposing the need for further development. Many classic Krylov iterative methods worked well for small to moderate-sized problem, with trade-offs described in the paper. Algebraic multigrid on the other hand was generally not competitive on these graph problems, even without counting the setup costs.

1 Introduction

This paper is about ranking of items, of which some pairs have been compared. The formulation we use (and which we did not invent) leads to a least squares computation on graphs, and a deeper analysis requires a second least squares solution. The topology of the graph plays a role, in a way that will be made precise later. The usual graph Laplacian plays a central role in the first least squares problem. But the central actor in the second problem is another Laplacian, hardly studied in theoretical computer science, but well-studied in numerical analysis.

The formulation as two least squares problems is akin to finding the gradient part of a vector field and then finding the curl part. That in turn, is related to solving an elliptic partial differential equation. The setting for the ranking problem however, is obviously different from that for vector fields and differential equations. Instead of domains that are approximated by meshes, one has *general* graphs as a starting point. We try to convey the conceptual and algorithmic implications of these connections and

*hirani@cs.illinois.edu; <http://www.cs.illinois.edu/hirani>

differences. Another, more practical motivation, is to give guidance on which numerical methods to use for the ranking problem. As a side benefit, we are able to point out some directions in numerical linear algebra and other areas that should be developed further.

1.1 Ranking and pairwise comparisons

Even without the many connections brought out in this paper, ranking is an important problem. Human society seems to have a preoccupation with ranking. Almost nothing is immune from society's urge to rank and use rankings. Rankings are used for marketing, for decision-making, for allocation of resources, or just for boasting or urging improvements. Some rankings are based on opinions of a person. But some are based on opinion polls or some other type of numerical data, allowing the use of simple statistics and computational tools. Ranking based on data often consists of computing some weighted average quantity for each item to be ranked. Then sorting on this number yields the ranking. However, the ranking problem has more interesting formulations and algorithms when comparisons and links between the objects are part of the data. A well-known example is the PageRank algorithm used by Google for ranking webpages, which uses the linked structure of the web (in addition to auctioned keywords) to present webpages ranked by "importance" [51].

Our focus is on *pairwise comparisons*. As such, this is a very different starting point than PageRank and very different from ranking each item independently. Our interest in pairwise comparisons was initiated by the recent remarkable paper of Jiang et al. [34]. By using exterior calculus concepts and Hodge decomposition, they motivated the ranking problem in a very different context and manner than what had been done before. (The less common of these terms will be described later. One of the pedagogical advantages of the ranking problem is the ease with which this can be done using graphs.)

The exterior calculus approach of Jiang et al. resonated very deeply with us. We have been working with discretizations of exterior calculus for a long time, albeit never with a mind towards ranking [32]. Exterior calculus is the language of modern physics [1, 25] and can be thought of as the generalization of vector calculus to smooth curved domains (manifolds). The discretizations of this calculus have made inroads into computer graphics [20], and numerical partial differential equations [4] with great effect. Thanks to the work of Jiang et al. we hope for a similar development in graph computations, especially in the case of ranking. This is the development that we are trying to urge forward in this paper.

1.2 Contributions and goals of this paper

In this paper you will find the important concept of Hodge decomposition reduced to the basics of linear algebra, beyond which it probably cannot further be simplified. You will also find many numerical linear algebra approaches for least squares ranking on graphs, suitable for serial computer implementation. There are many numerical experiments, some with expected results, and some with suggestive results, but most have never appeared in literature before. Many of the results of these experiments call out for further investigations in a variety of fields which we point out along the way. The subject matter is new and timely and attention needs to be drawn to it, even if there are no deep theorems yet in the numerical analysis aspects of the problem. We hope that the reader will appreciate the novelty of the experiments and their broad implications that we point out. The simplicity of the exposition is aimed at wide dissemination of the ideas. Our main aim is to generate enthusiasm and further work in the computational mathematics community, in this broad arena for numerical problems on graphs.

Use of orientation instead of skew symmetry: As a point of departure from previous work, we have a very different implementation than what is implied by Jiang et al. This difference stems from our experience in discrete and finite element exterior calculus. They rely on skew-symmetric tensors as the basic objects of their formulation, whereas we capture the skew-symmetry using vectors on oriented

objects. This results in savings in space and time, and provides a simpler formulation which is easy to implement. This is an example of the synergy of studying discrete calculus on meshes and graphs in a common framework. This synergy is also on display in a recent book by Grady and Polimeni [29]. Their chapter on ranking does reference Jiang et al. but does not discuss the ideas of that paper. In contrast to their book, our paper is concerned solely with the problem of least squares ranking on graphs.

Guidance on solvers: Our focus on a single fundamental problem allows us to probe the numerical linear algebra aspects much more deeply. We compare iterative Krylov methods [56, 62] and algebraic multigrid [13, 55] and point out some problems, ripe for further development. Specifically, algebraic multigrid is not competitive for these graph problems. The recent multilevel solver of Koutis et al. [41] should also be useful for the ranking problem. We were not able to experiment with it. We could not find any implementation at the time of writing this paper and could not get our implementation to work. The authors of that solver should be able to modify our code easily, to compare the performance of their solver with Krylov and multigrid methods. The solver of Koutis et al. is designed for graph Laplacians and so it should be quite well suited for the first least squares problem, as we will reason later. We will see that the second least squares problem involves a different type of Laplacian and the solver of Koutis et al. will likely *not* be competitive for such problems.

Proposal for a spectral simplicial theory: As mentioned earlier, the least squares problems for ranking on graphs involve various types of Laplacians. The eigenvalues and eigenvectors of these operators are worthy of study. Laplacians on manifolds have been studied extensively in geometry [16]. However, the study of Laplacian spectra on graphs is more recent. The first least squares problem involves the graph Laplacian, which is a very well-studied operator. It is the spectrum of this graph Laplacian (and closely related operators) that is studied in the very useful and beautiful spectral *graph* theory [19]. We are proposing that a similar spectral *simplicial* theory should be developed for simplicial complexes. An example application is that the matrix spectrum is useful for understanding the performance of iterative solvers. We hope however, that the payoff from a spectral simplicial theory will go well beyond that. A glimpse of this potential is in the topic of the next paragraph. In that application the eigenvectors of the zero eigenvalue play a role as will be described in detail later.

Numerical experiments on topology of clique complexes: One can use the numerical linear algebra approach embodied in our paper to conduct experiments in the new field that studies the topology of random clique complexes [36]. A clique complex is a graph augmented by its complete subgraphs which are considered as additional structures on the graph. This field generalizes the established field of random graph theory [9, 23]. The concepts of connectivity of a graph generalize naturally to questions about the homology of clique complexes. We include several examples in which numerical techniques for ranking on graphs lead to experiments on clique complexes. In one of these examples we reproduce some recent theoretical results for clique complexes of random graphs [36]. In fact, our experiments on random graphs are also suggestive of new conjectures and refinements of the existing theorems. We also include some experiments on the 1-cohomology of scale-free graphs [5], which is something that has not been analyzed theoretically elsewhere.

Suggestions for Graph 500 benchmarks: In the high performance computing community, a move is afoot to develop a Graph 500 list. This would be like the Top 500 list of supercomputers that is regularly updated, but focused on graph problems for which benchmark problems are being developed. We want to draw their attention to least squares ranking on graphs. In the field of high performance computing, problems like least squares and linear systems for elliptic partial differential equations have been an important source of problems. These have led to many developments, such as in domain decomposition, preconditioners, and iterative methods. The problem of least squares ranking on graphs also involves Laplacians, but these are graph Laplacians and other Laplacians on *general* graphs. When very

large ranking problems on diverse architectures are attempted, it is likely that new developments will be needed. At the same time, the problems are easy to set up and some old codes from differential equations can be used right away. Thus the least squares ranking on graphs is an good crossover problem and a bridge from Top 500 to Graph 500.

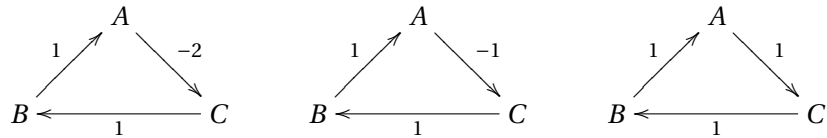
2 Least Squares and Ranking

Let us first examine, more carefully, why two least squares problems are involved in this formulation of ranking. Given is a set of items to be ranked, and some real-valued pairwise comparisons. Not all pairs need to have been compared. Each given pairwise comparison represents how much one alternative in a pair is preferred over the other.

The data can be represented as a weighted directed graph, where each comparison between a pair of items is represented by two edges of opposite direction and equal weight between the items (this is not the formulation we use). This leads to the skew-symmetric 2-tensor representation of comparisons used by Jiang et al. However, this is equivalent to a simple, weighted, undirected graph whose edges are oriented. But this is exactly an oriented abstract simplicial 1-complex, which we will define precisely in Section 4. The edge orientations are arbitrary, and the pairwise score simply changes sign if the opposite edge orientation were to be used. Without loss of generality, we will usually only consider connected graphs. (Multiple component graphs result in independent ranking problems, one for each component.)

One version of the ranking problem is to find real-valued scores for the vertices, which implies their global rank order, such that the values represent the strength of the rank. The task translates to finding vertex values whose differences are the edge values. However, it is not always possible to compute this exactly. Every loop in the graph has the potential to make existence of such vertex values impossible if the edge values, taken with signs, do not add up to zero as the loop is traversed. What saves this procedure is that, the closest possible global ranking is the vertex value assignment whose differences reproduce the pairwise edge data in the least squares sense. This is a very simple and an old idea that was used for ranking football teams by Leake [43]. The residual, i.e., the part of the edge data that could not be matched, represents inconsistencies in the pairwise data.

Remark 2.1. The term *consistent* is used in a technical sense above. The edge data is consistent if the sum of edge weights (taking orientations into account) around every loop is zero. Consistency is equivalent to having a zero residual in the least squares sense. Least squares ranking can still be computed for inconsistent edge data. For example, the data illustrated in the left graph below is consistent while the other two are not. However, a least squares ranking is possible on each. In particular, A will be the winner and C the loser in the first two cases, and there will be a three-way tie in the last one.



A recent extension of Leake's idea was given by Jiang et al. [34] who examine the residual, decomposing it into local and global inconsistencies, using a second least squares formulation. This time a 3-tensor, i.e., a 3-dimensional matrix, is involved as an unknown in their formulation. As we will show, equivalent least squares problems can be formulated using vectors rather than matrices or 3-tensors to represent the data and unknowns.

We will however, follow the point-of-view introduced by Jiang et al., who posed the ranking problem as a discrete *Hodge decomposition* of the pairwise data treated as a *cochain* on a *simplicial 2-complex*.

Before proceeding further, in the next two sections we will define the words emphasized in the previous sentence. We could proceed without this. However, the connection to vector field decomposition, elliptic partial differential equations, and topology of complexes, are some of the connections that we want to emphasize which necessitates the digression.

We emphasize that Leake’s idea was to use least squares to find values for each vertex in the graph, given (generally inconsistent) edge data. This is very different from the use of least squares to fit data to a model equation in the sense of statistical regression. It is better to think of the methods of Leake and Jiang et al. as being projections or decompositions, which is the viewpoint that we will take in this paper.

3 Other Ranking Methods

The problem of ranking has been addressed in many areas such as social choice theory, sports analysis, ranking of web pages and machine learning. In this section, we compare and contrast many of these methods with least squares ranking on graphs.

3.1 Social choice theory

In social choice theory, the goal is to rank alternatives based on preferences of a number of voters. This is accomplished in a way that is (ideally) fair to the voters and candidates, and is insensitive to extraneous data and attempts to bias the outcome. As Jiang et al. [34] point out, ranking methods in social choice theory assume that voters indicate their preferences for all alternatives. This results in a pairwise comparison graph which is complete and, often, binary, i.e., only edge orientations are specified. These assumptions are not reasonable for many real data sets such as Internet and e-commerce applications. We also note that ranking of sports teams does not fit this paradigm as often there is only one datum per edge of the comparison graph and the graph is far from complete. Additionally, many ranking methods from social choice theory are concerned with *ordering* alternatives but not *quantifying* the relative strengths. In other applications, again for example ranking sports teams, such information is particularly desirable. In the method of Condorcet, a winner (or highest ranked) alternative is one which is preferred over every other in pairwise comparisons. If no such alternative exists, some tie-breaking rule is required [10]. This is equivalent to selecting a winner based on edge orientations of the ranking graph alone and not their weights. Least squares ranking, on the other hand, uses both the direction and weight of edges to rank all alternatives thereby best accounting for the input data. The Borda count [10] method ranks alternatives based on a weighted vote scheme. In contrast to least squares ranking, it does not use pairwise comparisons. The Kemeny rule [64] works by testing all $n!$ possible orderings of n alternatives against input edge orientations and weights to arrive at a ranking. Consequently, it is NP-hard [6] while least squares ranking is polynomial time and additionally provides relative strengths of alternatives. Tideman ranking [59] generates a connected, acyclic graph by preferentially retaining edges with highest weights, which do not form a cycle, circumventing inconsistency. On graphs which are originally connected and acyclic, least squares ranking produces the same results as Tideman. However, for general graphs, least squares ranking better account for inconsistency (which, given Condorcet’s paradox [10], may be perfectly valid). Tideman is also ambiguous when all edges have equal weights resulting in a ranking that depends on which edges are removed.

3.2 Sports analysis

Ranking of sports teams is another rich source for ranking methodologies. In addition to satisfying requirements of fairness, rankings are often used to also predict future outcomes amongst teams, which requires some measure of “accuracy” of the rankings. (A method which consistently ranks losing teams

highly is not accurate.) Elo ranking [22, 28] treats each alternative as a random variable with a given mean and variance. When two alternatives are compared (e.g., two players in a game of chess) their strengths and variances are updated based on a set of rules. The rules take into account both the outcome and the strength of the alternatives before the comparison. A global ranking is then a sorting of their mean strengths. Thus, the Elo ranking works exclusively via local interactions whereas least squares ranking always results in a globally optimal consistent ranking. Random walk methods [14, 15, 42] rank alternatives by finding the steady state of a Markov chain that models voter opinions of which teams are best given pairwise comparisons and based on rules for changing their votes. There may be some connection between these methods and least squares ranking given the connections between random walks and solving Laplace's equation [54]. Keener [38] proposed ranking alternatives such that their ranks were proportional to their strengths, as defined by a preference matrix which records the results of pairwise comparisons. The rankings are found as the Perron-Frobenius eigenvector of the preference matrix. (Subsequent models also defined the ranks as the fixed point of a nonlinear strength function and using maximum likelihood methods amongst others.) Least squares ranking finds ranks which optimally account for the input data, rather than requiring proportionality. Additionally, it is easier to recompute ranking on a given graph for new data by solving the least squares equations with a new right hand side. In contrast, Keener's method requires creating a new preference matrix and finding its Perron-Frobenius eigenvector. Finally, for this eigenvector to exist, the preference matrix must be irreducible which constrains admissible data on the graph but there is no such requirement for least squares ranking.

3.3 Other ranking methods

PageRank [51] and HITS [40] are popular methods for ranking web pages based on hyperlinks between them. These are different from the pairwise ranking formulation we study, where there is a value given for how much one alternative is preferred over the other. Ranking techniques in machine learning, like in social choice theory, tend to be concerned with ordering alternatives without exploring their relative strengths. Another distinction between least squares ranking and machine learning ranking algorithms is that most algorithms in the latter category are for supervised learning, in which training data is provided. For example, the graph ranking learning problem addressed by Agarwal [2] is a supervised learning problem. Moreover, it is formulated as a constrained quadratic programming problem. The constraint function in their case is similar to the least squares ranking objective function. The matrix completion method of Gleich and Lim [27] requires a matrix singular value decomposition at each iteration, which is more expensive than least squares ranking using sparse iterative methods.

4 Preliminaries

We will see that a convenient language for revealing the connection of ranking with other fields consists of very basic notions of exterior calculus and cell complexes, which we will quickly recall in this section. This is also needed to frame the two least squares problems as Hodge decomposition, which we do in Section 6. For the first least squares problem we need only the graph described in Section 2. But for the second least squares problem of ranking we will need to use basic ideas about cell complexes and functions on them. We review the irreducible minimum of the basic terminology and concepts that we need from algebraic topology and exterior calculus in this section. For a deeper look at algebraic topology see [49] and for exterior calculus see [1].

4.1 From graphs to complexes

An *abstract simplicial complex* K is a collection of finite non-empty sets called *simplices* such that if a simplex σ is in K then so is every non-empty subset of σ [49]. The elements of a simplex are called its *vertices*. A simplex with $p + 1$ vertices is said to have *dimension* p and is referred to as a *p-simplex*. The dimension of a complex is the dimension of the highest dimensional simplex in it. We'll refer to a p -dimensional abstract simplicial complex as a *p-complex*. An *orientation* of a simplex is an equivalence class of permutations (orderings) of its vertices. All even permutations fall into one class and the odd ones into the other class. Thus all simplices of dimension 1 or more have two possible orientations while a vertex has only one orientation. An *oriented simplex* is a simplex along with a choice of an orientation for it. An oriented abstract simplicial complex is one in which all simplices have been oriented. For the applications considered in this paper, the orientations are usually arbitrary.

Let G be an oriented weighted simple graph, i.e., the edges have been oriented arbitrarily. Then G is an abstract simplicial 1-complex. The vertices of G are the 0-simplices and the edges are the 1-simplices. A *p-clique* of G is a complete subgraph with p vertices. The graph G can be augmented by cliques to make it an abstract simplicial complex of higher dimension. In particular, augmenting G by including the p -cliques, for all $3 \leq p \leq d + 1$ yields a d -dimensional simplicial complex which we will refer to as the *d-dimensional clique complex* of G . For the first least squares problem of ranking we only need G to be a graph. For the second problem we need the 2-dimensional clique complex in which the 3-cliques (i.e. triangles) have been oriented arbitrarily. Thus we will augment G by including the triangles of the graph and we will refer to this augmented structure also as G .

Remark 4.1. The 3-cliques are loops of length 3. All the results of this paper are valid if we include loops of length ≥ 3 up to some finite length. The boundary matrices needed later are all well-defined. This yields not a 2-dimensional *simplicial* complex but a 2-dimensional *cell* complex [49]. In the rest of this paper, the reader may substitute the word “cell” for “simplex” or “simplicial” without changing the results.

4.2 Chains and cochains

Let $C_p(G; \mathbb{R})$ be the space of real-valued functions on the oriented p -simplices of G , such that the function changes sign on a simplex when its orientation is flipped. (In algebraic topology, usually one starts with integer valued chains $C_p(G; \mathbb{Z})$ [49].) These functions are called real-valued *p-chains*, or *p-dimensional chains*. Since they take values in reals, the space of p -chains forms a vector space. We'll use $C_p(G)$ to abbreviate $C_p(G; \mathbb{R})$. The *elementary chain basis* for $C_p(G)$ consists of functions that are 1 on a particular p -simplex and 0 on the rest. Thus the dimension $\dim C_p(G)$ is the number of p -simplices in G , which we will refer to by the symbol N_p .

The numerical data in the ranking problem are best viewed as real-valued linear *functionals* on the spaces of chains. The reason for using the space of functionals rather than the chains themselves will become clear when we make the analogy with vector calculus in Section 4.6. The spaces of functionals are the vector space duals of $C_p(G)$ and are denoted $C^p(G; \mathbb{R})$, or $C^p(G)$ and called the spaces of *p-cochains*. (Note that cochain spaces have indices on top.) The *elementary cochain basis* for $C^p(G)$ consists of the cochains that are 1 on an elementary chain and 0 for the other elementary chains, i.e., it is the basis dual to the elementary chain basis, where the duality is in the sense of vector space duality.

4.3 Boundary and coboundary operators

At first sight, the extra structure of chains and cochains of the previous subsection seems like extra baggage in the ranking problem. However, the chains and cochains come with the boundary and coboundary operators that we will now recall. These provide the scaffolding on which the decomposition or projection view of ranking is built.

In the exterior calculus view of partial differential equations, the main objects are often differential forms. In finite element and discrete exterior calculus these are usually discretized as cochains on simplicial complexes. The boundary and coboundary operators are used in defining differential operators and are the building blocks of higher order operators like Laplacians. A similar situation holds for graphs treated as abstract simplicial complexes. One difference from partial differential equations is the absence of any geometric, i.e. metric, information. The vertices of the graphs in the ranking problem need not be placed in any particular geometric location. The metric information in the differential equations case is captured in the Hodge star operator, which we will not have occasion to use in the ranking problem on graphs.

The *boundary* operator $\partial_p : C_p(G) \rightarrow C_{p-1}(G)$ is usually described by first defining it on p -simplices and then extending it to $C_p(G)$. In the elementary chain basis it takes the form of a matrix with entries that are either 0 or ± 1 . For our purpose, we take the simpler route and define these directly as matrices. The first of these is simply the vertex-edge adjacency matrix of graph theory. This has one column for each edge, with a -1 for the starting node and 1 for the ending node of that edge. This is the matrix form of ∂_1 in the elementary chain basis. Similarly there is an edge-triangle adjacency matrix ∂_2 . Each column in it corresponds to a triangle and there is a ± 1 for each of the three edges that appear in the triangle. The entry is a $+1$ if the triangle and edge orientations match, and a -1 if the orientations don't match. Note that in a general graph and edge may appear in any number of triangles. This is different from the simplicial approximation of manifolds, i.e. meshes, that are used in partial differential equations. This will play an important role in the performance of linear system solving methods which were originally designed to work for numerically solving partial differential equations on meshes.

The vector spaces and the boundary maps are arranged in what is known as a *chain complex*

$$0 \longrightarrow C_2(G) \xrightarrow{\partial_2} C_1(G) \xrightarrow{\partial_1} C_0(G) \longrightarrow 0 \quad (1)$$

where the first and last arrows are the zero operator. The most important fact about the boundary operators is that $\partial_p \circ \partial_{p+1} = 0$. It is the crucial fact needed in the decomposition described in Section 5. Analogous to the chain complex is the *cochain complex* which is arranged in the reverse order and uses the *coboundary* operator. Since we are dealing with real-valued chains and cochains, the coboundary operator δ_p is simply the dual of the boundary operator ∂_{p+1} and is defined by requiring

$$(\delta_p \alpha)(c) = \alpha(\partial_{p+1} c),$$

for all p -cochains α and $(p+1)$ -chains c . This is more suggestive when the evaluation of a cochain on a chain is written as a pairing. Then the above relation can be written as $\langle \delta_p \alpha, c \rangle = \langle \alpha, \partial_{p+1} c \rangle$. When the elementary cochain basis is used, the matrix form of δ_p is simply ∂_{p+1}^T so we will use the transposed boundary matrix notation rather than the δ notation. We will write the cochain complex as

$$0 \longrightarrow C^0(G) \xrightarrow{\partial_1^T} C^1(G) \xrightarrow{\partial_2^T} C^2(G) \longrightarrow 0 \quad (2)$$

in which clearly $\partial_2^T \circ \partial_1^T = 0$ because of the analogous property of the boundary matrices.

4.4 Homology and cohomology

A fundamental problem in topology is to determine if two given spaces are topologically the same (homeomorphic) or different. We will recall the definitions of homology and cohomology, which are convenient tools for distinguishing spaces. Two spaces whose homology or cohomology differs are not homeomorphic. We need these notions in order to discuss our experiments on the topology of clique complexes in Section 7. As in the previous section, we will use real-valued chains and cochains.

The space of p -cycles is the space $\ker \partial_p$, which is a subspace (as a vector space) of $C_p(G)$. The image of the boundary map coming from the $p+1$ dimension in a diagram like (1) is $\text{im } \partial_{p+1}$ which is also a subspace of $C_p(G)$. Their quotient $\ker \partial_p / \text{im } \partial_{p+1}$, in the sense of vector spaces is called the p -dimensional *homology* space and denoted $H_p(G)$. Thus elements of $H_p(G)$ are equivalence classes of cycles. Cycles b and c are in the same class if $b - c$ is in $\text{im } \partial_{p+1}$ and then b and c are said to be *homologous* to each other.

Remark 4.2. If the values of the chains (which are called coefficients) need to be emphasized, one writes $H_p(G; \mathbb{R})$ or $H_p(G; \mathbb{Z})$ etc. and refers to real homology or integer homology etc. Integer homology captures more information than real homology. However, the real homology does include the one piece of information that is useful for interpreting our experiments in Section 7. The number called *Betti* number β_p for p -dimension, which is defined in integer homology, turns out to be the same as the vector space dimension of $H_p(G; \mathbb{R})$. This is a consequence of the universal coefficient theorem of algebraic topology [49, Chapter 7], or more simply from [49, Theorem 11.4].

On the cochain side one has the corresponding p -dimensional *cohomology* space $H^p(G)$, defined as the quotient space $\ker \partial_{p+1}^T / \text{im } \partial_p^T$. As vector spaces, $H^p(G)$ and $H_p(G)$ are isomorphic. This is because their dimensions are the same, which follows easily from the rank-nullity theorem of linear algebra, and the basic facts about the four fundamental subspaces.

4.5 Laplace-deRham operators

The cochain and chain complexes can be combined, and excursions in that diagram lead to various Laplacian operators. The combined diagram that will suffice for this paper is

$$\begin{array}{ccccc} C^0(G) & \xrightarrow{\partial_1^T} & C^1(G) & \xrightarrow{\partial_2^T} & C^2(G) \\ \downarrow & & \downarrow & & \downarrow \\ C_0(G) & \xleftarrow{\partial_1} & C_1(G) & \xleftarrow{\partial_2} & C_2(G) \end{array} \quad (3)$$

where the vertical arrows are vector space duality isomorphisms. The excursions used to define the new operators start at one of the cochains and traverse the box or boxes on the left, right, or both sides. In differential geometry and Hodge theory the resulting operators are known as the *Laplace-deRham* operators [1] and denoted Δ_p if they act on differential p -forms. In numerical analysis, these operators are increasingly referred to as the *Hodge Laplacians* [3, 4]. The corresponding diagram in differential geometry consists of differential forms at both levels. The vertical arrows in that case are the Hodge star operators which contain the metric information about the manifold.

In the present case, by identifying $C^p(G)$ and $C_p(G)$ via vector space duality isomorphisms, we can abuse notation and use the identity operator for the vertical arrows. Three different Laplace-deRham operators $\Delta_p : C^p(G) \rightarrow C^p(G)$ can be defined for graphs augmented with triangles and all are of interest. These are

$$\begin{aligned} \Delta_0 &:= \partial_1 \partial_1^T \\ \Delta_1 &:= \partial_1^T \partial_1 + \partial_2 \partial_2^T \\ \Delta_2 &:= \partial_2^T \partial_2. \end{aligned} \quad (4)$$

If cliques with more than 3 vertices were also to be included, then the definition of Δ_2 would change to $\partial_2^T \partial_2 + \partial_3 \partial_3^T$ and there would be a Δ_3 , Δ_4 and so on. From the definitions of these operators it is clear that the matrix form of any Laplace-deRham operator is square and symmetric.

Remark 4.3. When we study topology of clique complexes, the main objective will be to measure the 1-dimensional integer homology Betti number β_1 . Using basic linear algebra combined with Hodge decomposition of p -cochains we give here a simple proof that $\dim \ker \Delta_p = \beta_p$. We will show that

$$\dim \ker \Delta_p = \dim H_p(G; \mathbb{R}),$$

as vector spaces. Then by Remark 4.2 the desired result follows. Recall that we use N_p for the number of p -simplices in the clique complex of G , and this number is the same as $\dim C_p = \dim C^p$. By Hodge decomposition of p -cochains we have

$$\begin{aligned} \dim \ker \Delta_p &= \dim C^p - \dim \operatorname{im} \partial_p^T - \dim \operatorname{im} \partial_{p+1} \\ &= N_p - \dim \ker \partial_p^\perp - \dim \operatorname{im} \partial_{p+1} \\ &= N_p - (N_p - \dim \ker \partial_p) - \dim \operatorname{im} \partial_{p+1} \\ &= \dim \ker \partial_p - \dim \operatorname{im} \partial_{p+1} = \dim H_p(G; \mathbb{R}) = \beta_p. \end{aligned}$$

4.6 Vector calculus analogies

The matrix ∂_1^T is a graph analog of the gradient and ∂_1 is the analog of negative divergence. Similarly ∂_2 is the two-dimensional vector curl and ∂_2^T is the two-dimensional scalar curl [26]. The two-dimensional vector calculus diagram analogous to (3) is

$$\text{functions} \begin{array}{c} \xrightarrow{\text{grad}} \\ \xleftarrow{-\text{div}} \end{array} \text{vector fields} \begin{array}{c} \xrightarrow{\text{curl}} \\ \xleftarrow{\mathbf{curl}} \end{array} \text{densities} \quad (5)$$

since divergence is the negative adjoint of gradient and scalar and vector curl are adjoints of each other in two dimensions. This is an example of a de Rham complex [4, 11]. The more familiar three-dimensional vector calculus has the de Rham complex given below.

$$\text{functions} \begin{array}{c} \xrightarrow{\text{grad}} \\ \xleftarrow{-\text{div}} \end{array} \text{vector fields} \begin{array}{c} \xrightarrow{\text{curl}} \\ \xleftarrow{\mathbf{curl}} \end{array} \text{vector fields} \begin{array}{c} \xrightarrow{\text{div}} \\ \xleftarrow{-\text{grad}} \end{array} \text{densities} \quad (6)$$

Just as $\partial_2^T \partial_1^T = 0$ in the cochain complex, in $\mathbf{curl} \circ \text{grad} = 0$ and $\text{div} \circ \mathbf{curl} = 0$ in these diagrams above.

The 0-Laplacian in (4) is the discrete analog of the usual scalar function Laplacian in vector calculus and is also the combinatorial graph Laplacian (without the normalization, see [19]). For the de Rham complex (5) $\Delta_0 = -\text{div} \circ \text{grad}$. The 1-Laplacian in (4) is the discrete analog of the vector Laplacian $\Delta_1 = \mathbf{curl} \circ \mathbf{curl} - \text{grad} \circ \text{div}$ in the de Rham complex (5). If we did not include the triangles (or cells) and considered G only as a 1-dimensional complex, ∂_2 would be the 0 matrix. Then the 1-Laplacian would be $\partial_1^T \partial_1$ which is sometimes called the edge Laplacian in graph theory. There is no name for Δ_2 in graph theory. But this 2-Laplacian is the graph theoretic analog of the 2-Laplacian in Hodge theory [1] and finite element exterior calculus [4] on a 2-dimensional manifold.

5 Hodge Decomposition of Vector Spaces

Hodge decomposition is an important tool in computer graphics [60], engineering [17] and mathematics [1, 48]. It generalizes the well-known Helmholtz decomposition of vector fields in Euclidean space [17], to differential forms on manifolds. The Helmholtz decomposition states that every vector field on a compact simply connected domain can be decomposed into a gradient of a scalar potential and a curl of a vector potential. The decomposition is orthogonal and hence unique, although the potentials are

not. The first part is curl-free and the second part is divergence-free. If the domain has nontrivial 1-dimensional homology (e.g., if it is an annulus, or a torus etc.) then a third term called the harmonic vector fields arises.

For finite-dimensional vector spaces, Hodge decomposition is a really simple idea. It is just the “four fundamental spaces” idea (popularized in Professor Strang’s books) taken one step further. For a matrix A with m rows and n columns, the four fundamental subspaces are the column space of A , the nullspace of A , the row space of A (which is the column space of A^T) and the left nullspace of A (which is the nullspace of A^T) [58, page 90]. We slightly prefer the terminology used in algebra where these would be denoted $\text{im } A$, $\ker A$, $\text{im } A^T$, and $\ker A^T$ and referred to as the image of A , kernel of A , image of A^T , and kernel of A^T .

Let U , V and W be finite-dimensional inner product vector spaces. Let $A : U \rightarrow V$ and $B : V \rightarrow W$ be linear maps such that $B \circ A = 0$. Define $\Delta := AA^T + B^T B$. The vectors in $\ker \Delta$ are called *harmonic*. Pictorially, we have

$$U \begin{array}{c} \xrightarrow{A} \\ \xleftarrow{A^T} \end{array} V \begin{array}{c} \xrightarrow{B} \\ \xleftarrow{B^T} \end{array} W \quad (7)$$

More formally, the transposes are the adjoint operators which are maps between the vector space duals, and adjointness requires the presence of inner products. For example, $A^T : V^* \rightarrow U^*$, where V^* and U^* are the vector space duals of the corresponding spaces. However, our inner products will always be the standard dot product and we will identify the vector spaces and their duals. Thus we can get away with the slightly informal notation used in the diagram above.

Whenever we have a situation as in (7) above, the middle space splits into three pieces. A splitting of V into two parts is just a consequence of the fact that V consists of the subspace $\text{im } A$ and its orthogonal complement $\text{im } A^\perp = \ker A^T$. The presence of the second map B and the fact that $B \circ A = 0$ is the crucial ingredient for getting a further splitting of the $\ker A^T$ part. Just as the first split comes from two of the fundamental subspaces, the finer splitting of one of the pieces is yet another use of the fundamental subspaces ideas. These ideas are made more precise in the following Lemma.

Lemma 5.1. *There exists a unique orthogonal decomposition of V (called the Hodge decomposition) as:*

$$V = \text{im } A \oplus \text{im } B^T \oplus \ker \Delta.$$

Moreover, $\ker \Delta = \ker B \cap \ker A^T$.

Proof. We have first the obvious decomposition $V = \text{im } A \oplus (\text{im } A)^\perp$, where $(\text{im } A)^\perp$ means the orthogonal complement of $\text{im } A$. Thus $V = \text{im } A \oplus \ker A^T$, from which follows that $V = \text{im } A \oplus \text{im } B^T \oplus ((\text{im } B^T)^\perp \cap \ker A^T)$. This is due to the fact that $A^T \circ B^T = 0$ because of which $\text{im } B^T \subset \ker A^T$. This finally yields $V = \text{im } A \oplus \text{im } B^T \oplus (\ker B \cap \ker A^T)$. To prove that $\ker \Delta = \ker B \cap \ker A^T$, it is trivial to verify that $\ker B \cap \ker A^T \subset \ker \Delta$. For the other direction, let $h \in \ker \Delta$. Then $0 = \langle \Delta h, h \rangle = \langle A^T h, A^T h \rangle + \langle B h, B h \rangle$ from which the result follows. Here the 3 inner products above are on V , U and W , respectively. \square

To be precise, one should write $V \cong \text{im } A \oplus \text{im } B^T \oplus \ker \Delta$, since $B^T : W^* \rightarrow V^*$. However, we will continue to use equality by identifying the dual spaces V^* with the corresponding original vector spaces V etc.

6 Least squares ranking and Hodge decomposition

We first consider the case when a given pairwise data, i.e., chain $\omega \in C_1(G)$ has components along both $\text{im } \partial_1^T$ and $\text{im } \partial_2$. In this case, the Hodge decomposition, least squares, normal equations, and the Karush-Kuhn-Tucker equations are equivalent. This is the content of Theorem 6.2. The restrictions can be dropped to prove analogous theorems involving fewer equations.

In a least squares problem $Ax \cong b$, to minimize $\|b - Ax\|_2^2$ as a function of x , a necessary condition is obtained by setting the gradient to zero which yields the normal equations. Thus, residual minimization implies the normal equations. For the converse, often a sufficient condition that is described in text books is that the Hessian matrix (which is $2A^T A$, in this case) be positive definite (see for example, [31, page 110]). This is often useful in the classical least square case in which $m \geq n$. For then, if A is full rank $A^T A$ is positive definite. In our case, the matrices $A^T A$ will be $\partial_1 \partial_1^T$ or $\partial_2^T \partial_2$. In most complexes with interesting topology we *can't* rely on these to be nonsingular since ∂_1^T and ∂_2 will have non trivial kernels. The constant functions on the vertices constitute $\ker \partial_1^T$ and all the spheres are in the $\ker \partial_2$. As an alternative, we will use the following lemma.

Lemma 6.1. *Given a matrix $A \in \mathbb{R}^{m \times n}$ and a vector $x_* \in \mathbb{R}^n$, if $A^T A x_* = A^T b$ and $x_* \notin \ker(A)$ then x_* minimizes the residual norm $\|b - Ax\|_2$ over all $x \in \mathbb{R}^n$.*

Proof. The dot product $\langle b - Ax_*, Ax_* \rangle = \langle A^T(b - Ax_*), x_* \rangle = 0$. This means either $b - Ax_* = 0$, in which case we are done, or the vectors $b - Ax_*$ and Ax_* are orthogonal. The latter means that the shortest distance from b to $\text{im}(A)$ is achieved by Ax_* . \square

Theorem 6.2 (Basic Fact). *Given $\omega, h \in C_1(G)$, $\alpha \in C_0(G)$, $\beta \in C_2(G)$, with $\alpha \notin \ker \partial_1^T$ and $\beta \notin \ker \partial_2$, the following are equivalent.*

(i) *Hodge Decomposition (HD)*

$$\begin{aligned} \omega &= \partial_1^T \alpha + \partial_2 \beta + h, \\ h &\in \ker \Delta_1. \end{aligned} \tag{8}$$

(ii) *Least Squares (LS)*

$a = \alpha, b = \beta$, and $s = h$ are optimal values of the two least squares problems

$$\min_{r, a} \|r\|_2 \quad \text{such that} \quad r = \omega - \partial_1^T a, \tag{9}$$

$$\min_{s, b} \|s\|_2 \quad \text{such that} \quad s = r_* - \partial_2 b, \tag{10}$$

where r_* is the solution for (9). In least squares short hand notation one would write the two problems as $\partial_1^T a \cong \omega$ and $\partial_2 b \cong r_*$.

(iii) *Normal Equations (NE)*

$a = \alpha$ and $b = \beta$ are a solution of the two systems

$$\partial_1 \partial_1^T a = \partial_1 \omega, \tag{11}$$

$$\partial_2^T \partial_2 b = \partial_2^T r_*, \tag{12}$$

where r_* is the residual $\omega - \partial_1^T \alpha$.

(iv) *Karush-Kuhn-Tucker Equations (KKT)*

$a = \alpha, b = \beta$, and $s = h$ are a solution of the two saddle-type systems

$$\begin{bmatrix} I & \partial_1^T \\ \partial_2^T & 0 \end{bmatrix} \begin{bmatrix} r \\ a \end{bmatrix} = \begin{bmatrix} \omega \\ 0 \end{bmatrix}, \tag{13}$$

$$\begin{bmatrix} I & \partial_2 \\ \partial_1 & 0 \end{bmatrix} \begin{bmatrix} s \\ b \end{bmatrix} = \begin{bmatrix} r_* \\ 0 \end{bmatrix}, \tag{14}$$

where r_* is part of the solution for the first system.

Proof. Follows from Lemma 6.1 and elementary calculus and linear algebra. \square

Remark 6.3. One can prove analogous theorems for the case when $\alpha \in \ker \partial_1^T$ and/or $\beta \in \ker \partial_2$. This would involve skipping the equations corresponding to the term that is in the kernel. If both are, then the given data is purely harmonic.

Remark 6.4. The existence of the Hodge decomposition comes from 5.1. In the theorem above we are proving the the equivalence of Hodge decomposition with least squares and normal and KKT equations.

6.1 Implications of orthogonality

The three terms in the Hodge decomposition (8) are mutually orthogonal. This is easy to see. It follows simply from the fact that $\partial_1 \partial_2 = 0$ and from the definition of the harmonic part $\ker \Delta_1$. For example, given an $\omega \in C_1(G)$, if it has a nonzero harmonic part h , then $\langle h, \partial_1^T \alpha \rangle = \langle \partial_1 h, \alpha \rangle = 0$ since h is in $\ker \partial_1 \cap \ker \partial_2^T$.

Due to these orthogonality conditions, it is easy to see that the second least squares problem, which is $\partial_2 b \cong r_*$, can also be written as $\partial_2 b \cong \omega$. Similar changes can be made from r_* to ω in the second systems in all the formulations above. For ease of reference, below we write the least squares and normal equations using ω instead of r_* all in one place. The least squares systems are

$$\partial_1^T a \cong \omega, \quad (15)$$

$$\partial_2 b \cong \omega, \quad (16)$$

and the corresponding normal equations

$$\partial_1 \partial_1^T a = \partial_1 \omega, \quad (17)$$

$$\partial_2^T \partial_2 b = \partial_2^T \omega. \quad (18)$$

Note from the definition of the Hodge Laplacians in (4) that the above normal equations can be written as $\Delta_0 a = \partial_1 \omega$, and $\Delta_2 b = \partial_2^T \omega$.

6.2 Connection with optimal homologous chains problem

Notice that the least squares formulations in (9) and (10) are exactly the optimal homologous chain problem from [21]. For the first one, the given chain is ω and one is looking for the smallest chain r which is homologous to it. The only difference from [21] is the that norm being minimized is the 2-norm. Of course this makes the difference between linear system solving as we do in this paper, and linear programming of [21]. But it should be clear from this that the problem of least squares ranking on graph and the fundamental problem of computational topology of computing optimal homologous chains are related.

6.3 Interpretation in terms of ranking

Given any pairwise comparison data $\omega \in C_1(G)$ we see from the theorem above that there exist $\alpha \in C_0(G)$ (the vertex potential or ranking), $\beta \in C_2(G)$, and harmonic field $h \in \ker \Delta_1$, such that $\omega = \partial_1^T \alpha + \partial_2 \beta + h$. The α term is the scalar potential that gives the ranking. The β term is defined on cells and captures the amount of local inconsistency in the data. The harmonic part contains the inconsistency that is present due to loops longer than the maximum number of sides in the cells. If only 3-cliques are considered the cells (triangles) then any inconsistency in loops of length 4 or more will be captured in the harmonic part. The following example should make some of this more apparent.

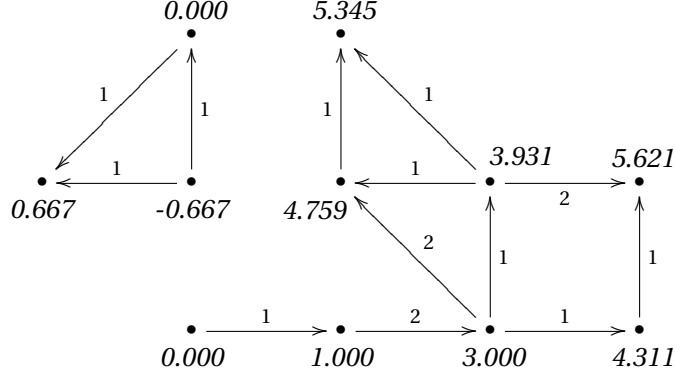


Figure 1: The results of the first least squares problem (9) on a graph.

Example 6.5. Figure 1 shows the example of solving the first least squares problem (9). It is just as easy to work with disconnected graphs, so we show a graph with 2 components. The values on the edges is the given data ω in $C_1(G)$. The vertex potential values $\alpha \in C_0(G)$ are written in italics. Note that in the straight line part of the graph which does not involve a cycle, it is clear what the vertex potential should be. There will be no residual in this case. The first triangle after the straight line part is consistent because the value on the hypotenuse is the sum of the values on the other two sides which are oriented appropriately. The other triangles and the square loop are all inconsistent. Here only triangles are chosen as the 2-dimensional cells, so the β part will be the inconsistency associated with the triangles if the second problem were also to be solved. The harmonic part h would be the inconsistency in the square loop. Note that because of 2 connected components the dimension of $\ker \Delta_0 = \partial_1 \partial_1^T$ will be 2. Fixing 1 vertex value in each of the two components and deleting the appropriate row and column will make the normal equations system (11) nonsingular.

7 Experiments on Topology of Clique Complexes

A recent paper by Kahle [36] explores the homology of clique complexes arising from Erdős-Rényi random graphs. The number of connected components of a graph is the same as the dimension of its 0-dimensional homology. The connectedness of random graph theory has been explored in literature for many years. The study of higher dimensional homology can be considered as the new and natural extension of the work on connectedness of graphs. For the ranking problem, the study of the 1-homology is of particular interest. When 1-homology of a graph is trivial, then by Remark 4.3 there cannot be any harmonic component in any 1-cochain. Then if there are no local inconsistencies (i.e., the curl part is zero) the 1-cochain will be a pure gradient, hence globally consistent.

Kahle provides bounds on the edge density for Erdős-Rényi graphs for which the homology or any dimension is almost always (*a.a.*) trivial, and for which it is *a.a.* nontrivial. We restrict our attention to the 1-homology, and note that when we do so, a simplicial 2-complex representation of a graph (rather than the full clique complex) is sufficient. In this setting, Kahle states that for an Erdős-Rényi graph of n nodes and edge density ρ , the 1-homology will *a.a.* be trivial when $\rho < n^{-1}$ or $\rho > n^{-1/3}$, and will *a.a.* be nontrivial when $n^{-1} < \rho < n^{-1/2}$. Thus there is a theoretically undetermined transition in homology for $n^{-1/2} < \rho < n^{-1/3}$.

Our numerical exploration of the 1-homology of simplicial complexes coming from random and scale-free graphs provides us with observations on the 1-homology in the density region for which Kahle's bounds are silent, and provides observations on graphs to which Kahle's work does not apply. In partic-

ular, we investigate the 1-homology of Barabási-Albert scale-free graphs, which models many real-world graphs such as the web graph and those arising from social networks [5].

We investigate not only the presence or absence of nontrivial 1-homology, but also the *dimension* of the 1-homology, i.e., the number of loops in the complex which are not “filled in” by triangles. The presence of such loops means that local consistency no longer implies global consistency. We also ask how much *energy* these loops represent, in the sense of what fraction of the norm of a random vector in $C^1(G)$ is captured in the harmonic component which lives on these loops. We ascertain this by measuring the norm of h relative to the norm of ρ as specified in Section 8.1. Also, we determine the dimension of the 1-homology by counting the number of zero singular values of the stacked operator $[\partial_1^T \partial_2]$ as described in Section 8.1

Figure 10 shows the 1-homology dimension and relative norm for Erdős-Rényi and Barabási-Albert graphs of $n = 250$ nodes; these results are representative. Kahle’s bounds are shown as dashed lines in all plots. Note that violation of the bounds, for example, nontrivial homology in a *a.a.* trivial region, in the figures are not counterexamples, since Kahle’s bounds are in the limit as $n \rightarrow \infty$. For Erdős-Rényi graphs, it is interesting to note that the demarcation line between the *a.a.* nontrivial homology region and the phase transition region is the actual region of peak dimension of 1-homology. We conjecture that the reason this edge density does not correspond to the maximum energy of the harmonic forms is that 3-loops (which are also 3-cliques) form faster than 4-loops as the edge density increases, resulting in more energy being contained in the curl component rather than the harmonic. In the high edge density region, we see that the few remaining loops in the 1-homology, despite being small in number, still have an appreciable energy (2-5%), indicating they may not be ignored. We also draw attention to the fact that these curves appear to show Poisson distributions; there may be elegant proofs waiting to be discovered as to why this may be so.

Lastly, we also note that, despite Kahle’s results not being applicable for Barabási-Albert graphs, in our study they seem to do an excellent job determining the upper limit on edge density corresponding to nontrivial 1-homology. Understanding why this is so, and extending Kahle’s other results to scale free graphs, remain open questions.

8 Comparing Linear Solvers

In most areas of numerical analysis, the computation that sits at the heart of the solution method is usually the solution of a linear system. Least squares ranking on graphs is no different. This section is about our numerical experiments for testing the accuracy and speed of linear system solvers for the first and second least squares problems of ranking on graphs.

A small part of our experimental work was on graphs with special structure, such as path, cycle, star, and wheel graphs. But our main focus has been on two popular random graph models, and on scale-free graphs. The earliest and perhaps most studied random graph model is the one of Erdős-Rényi [9, 23]. The two parameters for this model are, the number of nodes n and a probability p , which is the probability that any pair of nodes is connected by an edge. This model does not account for the phenomena of clustering that is seen in many networks in societies and this shortcoming was overcome by the Watts-Strogatz model [50]. However, neither of these account for the power-law shape of degree distributions that are seen in many real-life graphs such as the World Wide Web, reaction networks of molecules in a cell, airline flight networks and so on. These are called scale-free networks or graphs and this feature is captured by the Barabási-Albert model [5]. The generative model is often implemented as a random process, although in real-life these need not be random graphs.

In the numerical analysis community there is a lot of accumulated experience on the performance of linear systems that arise from partial differential equations. Studies of systems arising from graphs are

less common. For least squares ranking on general graphs there is no guidance available in the literature. Ours is the first step in an attempt to fill that gap. The fact that the underlying problem is coming from a graph introduces some new challenges as we will demonstrate via our experiments in this section.

We only consider iterative linear solvers here, though sparse direct solvers might be worth considering. We used a variety of iterative Krylov methods suitable for symmetric and rectangular systems, and algebraic multigrid using smoothed aggregation and Lloyd aggregation. The results are discussed in Section 8.3- 8.5. An especially attractive feature of all these methods is their ability to ignore the kernel of the operator involved. We do not know how the direct methods could be made to do that for the second least squares problem which can have a large-sized kernel depending on the graph topology. For the first least squares problem the kernel modding can be done by fixing the value at a single vertex, just as is done by fixing pressure at a point in fluid problems.

8.1 Methodology

In each case, a graph G with the desired number of nodes N_0 and other desired characteristics (such as edge density in the case of Erdős-Rényi graphs) is first generated by a random process. We then find all the 3-cliques in the graph and create simplicial complex data structure for the resulting 2-complex. Let the number of edges and triangles in G be N_1 and N_2 .

A random ranking problem instance is created for this complex. This entails creating a random 1-cochain representing the comparison data on edges. The point of these experiments is to compare the accuracy and efficiency of the tested methods and so the Hodge decomposition of this 1-cochain has to be known in advance. In other words, a random problem instance is a 1-cochain ω such that there are random but known $\alpha \in C^0(G)$, $\beta \in C^2(G)$, and $h \in \ker \Delta_1$ with $\omega = \partial_1^T \alpha + \partial_2 \beta + h$.

It is clear how to create the random gradient part $\partial_1^T \alpha$ and the random curl part $\partial_2 \beta$ – simply pick a random vector with N_0 entries for α and a random vector with N_2 entries for β . To compute a random harmonic part, one can compute the Hodge decomposition of a random 1-cochain ρ by solving two least squares problems $\partial_1^T a \cong \rho$ and $\partial_2 b \cong \rho$ as outlined in Section 6.1. If α and β are the solutions, then $\rho - \partial_1^T \alpha - \partial_2 \beta$ is the desired random harmonic cochain.

For variety we show here another method, and this is the one we used. It relies on the basic fact that the the residual $b - Ax$ in a least squares problem $Ax \cong b$ is orthogonal to the $\text{im } A$ and hence in $\ker A^T$. We pick a random 1-cochain ρ , that is, a random vector with N_1 entries. We then solve the single least squares problem

$$[\partial_1^T \quad \partial_2] x \cong \rho, \quad (19)$$

where the matrix $[\partial_1^T \quad \partial_2]$ is the matrix formed by horizontally stacking ∂_1^T and ∂_2 matrices. If x is the solution of this least squares problem, then the residual $\rho - [\partial_1^T \quad \partial_2] x$ is harmonic. This is because

$$\rho - [\partial_1^T \quad \partial_2] x \in \ker [\partial_1^T \quad \partial_2]^T = \ker \begin{bmatrix} \partial_1 \\ \partial_2^T \end{bmatrix} = \ker \partial_1 \cap \ker \partial_2^T = \ker \Delta_1.$$

8.2 Spectral analysis

We first show that the first least squares problem (15) for ranking on general graphs can be done in time approaching optimality in the sense of Koutis et al. [41]. However we still show how to estimate the number of iterations required by conjugate gradient method to achieve a given error bound. We do this for the reasons mentioned in Section 1.

Recall that if A is a symmetric positive definite matrix, the number of conjugate gradient iterations is

related to the norm of the error by the inequality

$$\frac{\|e_k\|_A}{\|e_0\|_A} \leq 2 \left(\frac{\sqrt{\kappa} - 1}{\sqrt{\kappa} + 1} \right)^k. \quad (20)$$

See for example [30, page 51]. Here $\|x\|_A$ is the A -norm of x , i.e., $\|x\|_A^2 := \langle x, Ax \rangle$ and $\kappa = \lambda_{\max}/\lambda_{\min}$ is the condition number of A . The same result holds even if A is singular, as long as it is semidefinite, and $\|x\|_A$ is considered a seminorm and λ_{\min} is defined to be the smallest *nonzero* eigenvalue of A . Given a desired error ϵ (in the A -norm), one can find the number of iterations of conjugate gradient method required to achieve that error, by substituting ϵ for $\|e_k\|_A$ and solving for the smallest k which satisfies inequality (20). We'll refer to this number as *conjugate gradient iterations* required to achieve error ϵ .

Remark 8.1. For an arbitrary graph G , by Theorem 6.2 (or its special cases mentioned in Remark 6.3), the first least squares problem of ranking (15) is equivalent to the the normal equation (17). But the matrix involved is then $\partial_1 \partial_1^T$ which is the combinatorial graph Laplacian Δ_0 and hence it is symmetric and diagonally dominant. Thus, it can be solved by the method of Koutis et al. [41].

Remark 8.2. For an arbitrary graph G , the conjugate gradient iterations required for the first least squares problem of ranking is given by inequality (20) using λ_{\min} (smallest nonzero eigenvalue) and λ_{\max} (largest eigenvalue) for the graph Laplacian Δ_0 restricted to the orthogonal complement of its kernel.

Much is known about spectrum of the graph Laplacian for various types of graphs [24, 44, 46, 47], including random graphs and scale-free networks [18]. These results usually involve some graph property. For example, for various types of special graphs, λ_{\min} is often bounded in terms of edge connectivity – the minimum number of edges to be removed to disconnect a graph. Thus, one can make predictions like single iteration convergence of CG for complete graphs, which is borne out by our numerical experiments. See for instance Figure 3 in Appendix A. For some special graphs, some well known lower bounds or formulas for λ_{\min} are given below and can be found in various sources referred above. An easy upper bound for λ_{\max} of Δ_0 is twice the maximum degree. This follows from Gershgorin theorem [61].

Type of graph	λ_{\min}
General	$2\eta(G)(1 - \cos(\pi/n))$
Complete	n
Path	$2(1 - \cos(\pi/n))$
Cycle	$2(1 - \cos(2\pi/n))$
Star	1

The system matrix Δ_2 for a general graph need not be diagonally dominant. Consider for example the complete graph K_5 in which every 3-clique is taken to be a triangle. It is easy to verify that Δ_2 is not diagonally dominant. It is a 10×10 matrix with 3's along the diagonal and with each row containing six off diagonal entries that are ± 1 (with four entries that are 1 and two that are -1). Thus, for a general graph, the Koutis et al. solver cannot be used for solving the second least squares problem of ranking due to lack of diagonal dominance. For iterative Krylov methods the non trivial kernel is not a problem.

Remark 8.3. When the simplicial (or cell) 2-complex representation of G can be embedded as a meshing of a compact surface with or without boundary, we *can* place bounds on the spectrum of Δ_2 . We do this by generating the *dual graph* G^D of G , in which every triangle of G is a vertex in G^D ; the dual vertices in G^D are connected by edges which are dual to those in G . In a forthcoming paper [33] we show how to bound the spectrum of Δ_2 in both the boundary and boundaryless surface cases. However, while any graph may be embedded in a surface of sufficiently high genus, the embedding of the simplicial 2-complex is not possible for *general* graphs. As an example, consider the complete graph K_5 introduced above, for which $N_0 = 5$, $N_1 = 10$, and $N_2 = 10$. The Euler characteristic of this complex is $\chi = N_0 - N_1 + N_2 = 5$.

Assume that K_5 could be embedded on a surface of genus g and with b disjoint portions of boundary. Then $\chi = 2 - 2g - b$ which reduces to $2g + b = -3$ which is not true for any nonnegative g and b , which is a contradiction.

8.3 Iterative Krylov Methods

The Krylov solvers that we used in our experiments are conjugate gradient (CG) and minimal residual (MINRES) for normal equations and saddle formulation [56, 62], and LSQR [52, 53] for the least squares system solved using the given rectangular matrix without forming the square systems. We used the implementations of these solvers in SciPy [35].

There are many other Krylov solvers we did not test. For example, we did not test GMRES since all of our square linear systems are symmetric. We did not test CGLS or CGNE since they are mathematically equivalent to LSQR, which tends to be more commonly used. We did not test the solver of Koutis et al. [41] since we could not find a publicly available implementation and could not make ours work, and additionally since the second least squares problem is not symmetric diagonally dominant.

Tables 1, 2 and 3 are timing results for various Krylov solvers on different formulations of the ranking problem. In each table, edge and triangle densities are with respect to the number of edges and all possible triples of nodes (i.e., all triangles) in the complete graph. The solvers are used on the normal equations unless the “-K” designator is listed, which indicates the solver was used on the KKT formulation. LSQR was used on the least squares equations directly. Reported errors are measured relative to the known exact solution, except in some instances, for which the homology of the simplicial 2-complex induced from the graph has a trivial homology and hence there is no harmonic component [36]. These cases are identified by an * in $\|h\|$ column, and the corresponding error is an absolute one.

The errors and times required by various solvers is generated as an average over multiple trials. This is done to minimize the influence of transient factors that can affect performance of a computer program. All experiments were carried out on an Apple laptop with a 2.53 GHz Intel Core 2 Duo processor and with 4 GB of memory.

8.4 Algebraic Multigrid Methods

Multigrid methods require a sequence of problems of increasing coarseness upon which the governing equations can be solved iteratively. Algebraic multigrid methods perform the coarsening using only the problem coefficient matrix. The basic idea is to coarsen by aggregating nodes which are connected in the sense that they share a non-zero off-diagonal component [13]. Aggregation proceeds by dropping weaker connections, leaving strongly-connected aggregates, where connection strength is measured in some appropriate way. Smoothed aggregation [63] reduces the error created by aggregating nodes by smoothing high-energy nodes; in effect, instead of assigning a node to one coarse node or another, smoothed aggregation allows a node to belong fractionally to several coarse nodes [57]. Lloyd aggregation [7] is a modification of smoothed aggregation that minimizes the number of connections between nodes and the center of the aggregate to which they are assigned. Many specializations of the AMG concept exist in the literature, including to finite element problems [12], fluid flows [45] and electromagnetics [8].

Multigrid solvers were developed to efficiently solve discretized partial differential equations, and the coarsening schemes generally assume that nodes have only a small number of neighbors. However, the Laplacian matrices for general graphs need not satisfy this property, particularly those of scale-free graphs [5] in which some nodes may be connected to a large fraction of other nodes. For such matrices, graph partitioning algorithms [37, 39] may be more appropriate as aggregators.

We used AMG with smoothed aggregation and Lloyd aggregation for the ranking problem on Erdős-Rényi and Watts-Strogatz random graphs, and Barabási-Albert scale-free graphs. The parameters for the

various graphs were identical to ones used in the experiments with Krylov solvers. The results of these numerical experiments are given in Tables 4, 5 and 6. As before, in these tables, the cases where the homology of the simplicial 2-complex is trivial is marked by an *. In addition, the cases where the problem could not be setup with AMG are marked by †, and the cases where AMG reached maximum number of specified iterations without convergence are marked by an ‡. Tables 7, 8 and 9 list the measured setup and solve times for each of ranking problems on the three graph models where solution could be reached using AMG.

8.5 Schur Complement and Algebraic Recursive Multilevel Methods

A third approach to the solution of the normal equations arising from the first least squares problems is a hybrid one that attempts to use the best of both Krylov and AMG solvers. The idea is to partition the problem into a small, dense part that can be solved efficiently by e.g. Krylov methods, and a large, sparse part that can be solved quickly by AMG. A general matrix A is partitioned as

$$A = \begin{bmatrix} A_{11} & A_{12} \\ A_{21} & A_{22} \end{bmatrix}$$

where A_{11} is the large sparse part and A_{22} is the small dense part. The linear system can be reduced by row operations to

$$\begin{aligned} Ax &= b \\ \begin{bmatrix} A_{11} & A_{12} \\ A_{21} & A_{22} \end{bmatrix} \begin{bmatrix} x_1 \\ x_2 \end{bmatrix} &= \begin{bmatrix} b_1 \\ b_2 \end{bmatrix} \\ \begin{bmatrix} A_{11} & A_{12} \\ 0 & A_{22} - A_{21} A_{11}^{-1} A_{12} \end{bmatrix} \begin{bmatrix} x_1 \\ x_2 \end{bmatrix} &= \begin{bmatrix} b_1 \\ b_2 - A_{21} A_{11}^{-1} b_1 \end{bmatrix} \end{aligned} \quad (21)$$

One then solves the second block for x_2 by a dense solver, then substitutes the result into the first and solves for x_1 by AMG.

In general the matrix A will not already be in this dense/sparse partition form. Reordering can be performed using a simplistic technique such as sorting by degree of vertices, or by reordering schemes like reverse Cuthill-McKee or approximate minimum degree ordering. For a general graph Laplacian (corresponding to the normal equations of the first least squares system), sorting by degree of vertices is a more natural choice rather than reordering schemes that work well on meshes or graphs with uniform degree nodes.

Algorithm 1 Iterative solution of Schur complement block system using both Krylov and AMG solvers

Require: Approximate inverse \tilde{A}_{11}^{-1} and initial guess $x^{(0)}$.

- 1: Compute $r^{(0)} = \begin{bmatrix} r_1^{(0)} \\ r_2^{(0)} \end{bmatrix} := \begin{bmatrix} b_1 \\ b_2 \end{bmatrix} - \begin{bmatrix} A_{11} & A_{12} \\ A_{21} & A_{22} \end{bmatrix} \begin{bmatrix} x_1^{(0)} \\ x_2^{(0)} \end{bmatrix}$
 - 2: **for** $i = 0, 1, \dots$, until convergence **do**
 - 3: Krylov-Solve: $(A_{22} - A_{21} \tilde{A}_{11}^{-1} A_{12}) e_2^{(i)} = r_2^{(i)} - A_{21} \tilde{A}_{11}^{-1} r_1^{(i)}$
 - 4: AMG-Solve: $A_{11} e_1^{(i)} = r_1^{(i)} - A_{12} e_2^{(i)}$
 - 5: $x^{(i+1)} = x^{(i)} + e^{(i)}$
 - 6: $r^{(i+1)} = b - Ax^{(i+1)}$
 - 7: **end for**
-

In order to solve the dense block of Equation 21, one needs the inverse A_{11}^{-1} of the sparse block. One way to find the inverse quickly is to solve a series of problems $Ay = e_i$ with AMG to build up the inverse

one column at a time. Here e_i is the unit vector in the i^{th} direction. Another approach is to approximate the inverse A_{11}^{-1} and to successively refine it by solving the two block equations of Equation 21. A pseudocode description of this method is provided in Algorithm 1.

The results of using an iterative Schur complement solution for the first least squares problem of ranking on Erdős-Rényi random graphs are shown in Table 4. While for this problem Schur complement appears slightly more competitive than AMG with smoothed aggregation or Lloyd aggregation, it is not at all competitive as compared to Krylov solvers. Thus, we did not apply it to the ranking problem on the other two graph models. Also, the number of nonzeros in and the sparsity pattern of the various Laplacians that arise in these problems and their reordering, shown, respectively, in Tables 10, 11 and 12, and in Figures 4–9 provide no reason for a successful pursuit of this method.

8.6 Discussion and Comparisons

Multigrid does very well with Laplacians in partial differential equations on meshes. So a naive hope would be that it will do well with Laplacians on graphs. It may not surprise experts that the success on meshes does not currently translate to general graphs. We include these multigrid experiments and data to demonstrate that, although algebraic multigrid can usually solve the linear systems, it performs quite poorly in terms of time. This is true even if the setup time required by algebraic multigrid is excluded. The setup is the process of forming the smaller matrices (levels) before solving can begin. If the setup time is also included, the performance becomes much worse compared to Krylov methods.

We are making available the code, and providing details of the experiments, so that multigrid experts can help improve its performance. It is quite possible that the experts will find some small tweaks (which we missed, not being multigrid experts) that make algebraic multigrid competitive. In contrast, we note that the Krylov methods work well “out-of-the-box”, for example without any preconditioning.

One should keep in mind however, that our experiments are for small- to moderate-sized problems, those than can be done on a single serial computer. Currently that means a linear system with nearly a quarter million unknowns on a modest laptop. Moving to larger graph problems, requiring parallel computation, will open up a whole new field which we have not explored in this paper.

The Schur complement method using the AMG-determined inverse matrix is slower than using Krylov methods alone without preconditioning. This means that the time penalty in this method is attributable to either the matrix partitioning or to the AMG solution for the inverse matrix, and not to the Krylov solution of the dense partition.

Tables 10, 11, and 12 provide the number of nonzero components in the linear systems being solved by the different methods. The matrix sizes can be determined based on the number of vertices, edges, and triangles. They also show the effects of coarsening for multigrid methods. For the first least squares problem, the storage requirements for ∂_1 and Δ_0 are very similar, with only an additional N_0 nonzeros required in Δ_0 to store the node degrees. However, for the second least squares problem, the storage requirements for Δ_2 grow at a faster rate than for ∂_2 . This increase in the number of nonzeros in Δ_2 compared to ∂_2 occurs when dense rows (corresponding to edges which are part of many triangles) are multiplied together when forming Δ_2 , forming dense matrices of rank 1. Such in-filling does not occur in forming Δ_0 since the dense rows of ∂_1 (corresponding to the nodes which are part of many edges) are multiplied in the other direction and result in a single component on the diagonal of Δ_0 .

For the first least squares problem, our results indicate that using the conjugate gradient solver on the normal equations is always the best option, generating the lowest errors in the fastest times for each of the three times of random simplicial complex we considered. For the second least squares problem, CG is the better option when the triangle density (and thus 2-Laplacian density) are low, but as the triangle density increases, LSQR becomes the faster option. This is likely related to the larger system sizes in the second least squares problem as discussed above.

Acknowledgement

The work of ANH and KK was supported in part by NSF Grant No. DMS-0645604. We thank Nathan Dunfield, Xiaoye Jiang, Jacob Schroder, Luke Olson, Han Wang, and Yuan Yao for useful discussions.

References

- [1] ABRAHAM, R., MARSDEN, J. E., AND RATIU, T. *Manifolds, Tensor Analysis, and Applications*, second ed. Springer-Verlag, New York, 1988.
- [2] AGARWAL, S. Learning to rank on graphs. *Machine Learning* 81 (2010), 333–357. doi:10.1007/s10994-010-5185-8.
- [3] ARNOLD, D. N., FALK, R. S., AND WINTHER, R. Finite element exterior calculus, homological techniques, and applications. In *Acta Numerica*, A. Iserles, Ed., vol. 15. Cambridge University Press, 2006, pp. 1–155.
- [4] ARNOLD, D. N., FALK, R. S., AND WINTHER, R. Finite element exterior calculus: from Hodge theory to numerical stability. *Bull. Amer. Math. Soc. (N.S.)* 47, 2 (2010), 281–354. doi:10.1090/S0273-0979-10-01278-4.
- [5] BARABÁSI, A., AND ALBERT, R. Emergence of scaling in random networks. *Science* 286, 5439 (1999), 509–512. doi:10.1126/science.286.5439.509.
- [6] BARTHOLDI, III, J., TOVEY, C. A., AND TRICK, M. A. Voting schemes for which it can be difficult to tell who won the election. *Soc. Choice Welf.* 6, 2 (1989), 157–165. doi:10.1007/BF00303169.
- [7] BELL, W. N. *Algebraic Multigrid for Discrete Differential Forms*. PhD thesis, University of Illinois at Urbana-Champaign, Urbana, Illinois, 2008.
- [8] BOCHEV, P. B., GARASI, C. J., HU, J. J., ROBINSON, A. C., AND TUMINARO, R. S. An improved algebraic multigrid method for solving maxwell’s equations. *SIAM Journal on Scientific Computing* 25 (2003), 623–642.
- [9] BOLLOBÁS, B. *Random graphs*, second ed., vol. 73 of *Cambridge Studies in Advanced Mathematics*. Cambridge University Press, Cambridge, 2001.
- [10] BÖRGERS, C. *Mathematics of social choice*. Society for Industrial and Applied Mathematics (SIAM), Philadelphia, PA, 2010. Voting, compensation, and division.
- [11] BOTT, R., AND TU, L. W. *Differential Forms in Algebraic Topology*. Springer-Verlag, New York, 1982.
- [12] BRAESS, D. Towards algebraic multigrid for elliptic problems of second order. *Computing* 55, 4 (1995), 379–393. doi:10.1007/BF02238488.
- [13] BRANDT, A., MCCORMICK, S., AND RUGE, J. Algebraic multigrid (AMG) for sparse matrix equations. In *Sparsity and its applications (Loughborough, 1983)*. Cambridge Univ. Press, Cambridge, 1985, pp. 257–284.
- [14] BROWN, M., AND SOKOL, J. An improved LRMC method for NCAA basketball prediction. *Journal of Quantitative Analysis in Sports* 6, 3 (2010).
- [15] CALLAGHAN, T., MUCHA, P. J., AND PORTER, M. A. Random walker ranking for NCAA division I-A football. *Amer. Math. Monthly* 114, 9 (2007), 761–777.
- [16] CHAVEL, I. *Eigenvalues in Riemannian geometry*, vol. 115 of *Pure and Applied Mathematics*. Academic Press Inc., Orlando, FL, 1984. Including a chapter by Burton Randol, With an appendix by Jozef Dodziuk.

- [17] CHORIN, A. J., AND MARSDEN, J. E. *A mathematical introduction to fluid mechanics*, third ed., vol. 4 of *Texts in Applied Mathematics*. Springer-Verlag, New York, 1993.
- [18] CHUNG, F., LU, L., AND VU, V. Spectra of random graphs with given expected degrees. *Proc. Natl. Acad. Sci. USA* 100, 11 (2003), 6313–6318. doi:10.1073/pnas.0937490100.
- [19] CHUNG, F. R. K. *Spectral graph theory*, vol. 92 of *CBMS Regional Conference Series in Mathematics*. Published for the Conference Board of the Mathematical Sciences, Washington, DC, 1997.
- [20] DESBRUN, M., KANSO, E., AND TONG, Y. Discrete differential forms for computational modeling. In *Discrete Differential Geometry*, A. I. Bobenko, J. M. Sullivan, P. Schröder, and G. M. Ziegler, Eds., vol. 38 of *Oberwolfach Seminars*. Birkhäuser Basel, 2008, pp. 287–324. doi:10.1007/978-3-7643-8621-4_16.
- [21] DEY, T. K., HIRANI, A. N., AND KRISHNAMOORTHY, B. Optimal homologous cycles, total unimodularity, and linear programming. In *STOC '10: Proceedings of the 42nd ACM Symposium on Theory of Computing* (New York, NY, USA, June 6–8 2010), ACM, pp. 221–230. doi:10.1145/1806689.1806721.
- [22] ELO, A. *The Rating of Chess Players Past and Present*. Arco, 1978.
- [23] ERDŐS, P., AND RÉNYI, A. On the evolution of random graphs. *Magyar Tud. Akad. Mat. Kutató Int. Közl. (Publ. Math. Inst. Hung. Acad. Sci.)* 5 (1960), 17–61.
- [24] FIEDLER, M. Algebraic connectivity of graphs. *Czechoslovak Math. J.* 23(98) (1973), 298–305.
- [25] FRANKEL, T. *The Geometry of Physics*, second ed. Cambridge University Press, Cambridge, 2004. An introduction.
- [26] GIRAULT, V., AND RAVIART, P.-A. *Finite Element Methods for Navier-Stokes Equations*. Springer-Verlag, 1986.
- [27] GLEICH, D. F., AND LIM, L.-H. Rank aggregation via nuclear norm minimization, February 2011. Available as e-print on arxiv.org. arXiv:1102.4821v1.
- [28] GLICKMAN, M. Parameter estimation in large dynamic paired comparison experiments. *Applied Statistics* 48 (1999), 377–394.
- [29] GRADY, L. J., AND POLIMENI, J. R. *Discrete calculus*. Springer-Verlag London Ltd., London, 2010. Applied analysis on graphs for computational science. doi:10.1007/978-1-84996-290-2.
- [30] GREENBAUM, A. *Iterative methods for solving linear systems*, vol. 17 of *Frontiers in Applied Mathematics*. Society for Industrial and Applied Mathematics (SIAM), Philadelphia, PA, 1997.
- [31] HEATH, M. T. *Scientific Computing: An Introductory Survey*, second ed. McGraw-Hill, 2002.
- [32] HIRANI, A. N. *Discrete Exterior Calculus*. PhD thesis, California Institute of Technology, May 2003.
- [33] HIRANI, A. N., KALYANARAMAN, K., WANG, H., AND WATTS, S. Real homology cohomology and harmonic cochains, least squares, and diagonal dominance, December 2010. Available as e-print on arxiv.org. arXiv:1012.2835v1.
- [34] JIANG, X., LIM, L.-H., YAO, Y., AND YE, Y. Statistical ranking and combinatorial hodge theory. *Mathematical Programming* 127 (2011), 203–244. doi:10.1007/s10107-010-0419-x.

- [35] JONES, E., OLIPHANT, T., PETERSON, P., ET AL. SciPy: Open source scientific tools for Python, 2001–.
- [36] KAHLE, M. Topology of random clique complexes. *Discrete Math.* 309, 6 (2009), 1658–1671. doi: 10.1016/j.disc.2008.02.037.
- [37] KARYPIS, G., AND KUMAR, V. A fast and high quality multilevel scheme for partitioning irregular graphs. *SIAM Journal on Scientific Computing* 20, 1 (1998), 359–392. doi:10.1137/S1064827595287997.
- [38] KEENER, J. P. The Perron-Frobenius theorem and the ranking of football teams. *SIAM Rev.* 35, 1 (1993), 80–93. doi:10.1137/1035004.
- [39] KERNIGHAM, B. W., AND LIN, S. An efficient heuristic procedure for partitioning graphs. *Bell Systems Technical Journal* 49 (1970), 291–307.
- [40] KLEINBERG, J. M. Authoritative sources in a hyperlinked environment. *J. ACM* 46, 5 (1999), 604–632. doi:10.1145/324133.324140.
- [41] KOUTIS, I., MILLER, G., AND PENG, R. Approaching optimality for solving SDD systems. In *Proceedings of Foundations of Computer Science (to appear)* (2010).
- [42] KVAM, P., AND SOKOL, J. S. A logistic regression/Markov chain model for NCAA basketball. *Naval Res. Logist.* 53, 8 (2006), 788–803. doi:10.1002/nav.20170.
- [43] LEAKE, R. J. A method for ranking teams: With an application to college football. In *Management Science in Sports*, R. E. Machol and S. P. Ladany, Eds., vol. 4 of *TIMS Studies in the Management Sciences*. North-Holland Publishing Company, 1976, pp. 27–46.
- [44] LI, J.-S., AND ZHANG, X.-D. On the Laplacian eigenvalues of a graph. *Linear Algebra Appl.* 285, 1-3 (1998), 305–307. doi:10.1016/S0024-3795(98)10149-0.
- [45] LONSDALE, R. D. An algebraic multigrid solver for the Navier-Stokes equations on unstructured meshes. *International Journal of Numerical Methods for Heat and Fluid Flow* 3, 1 (1993), 3–14.
- [46] MERRIS, R. A survey of graph Laplacians. *Linear and Multilinear Algebra* 39, 1-2 (1995), 19–31. doi:10.1080/03081089508818377.
- [47] MOHAR, B. The Laplacian spectrum of graphs. In *Graph theory, combinatorics, and applications. Vol. 2 (Kalamazoo, MI, 1988)*, Wiley-Intersci. Publ. Wiley, New York, 1991, pp. 871–898.
- [48] MORITA, S. *Geometry of differential forms*, vol. 201 of *Translations of Mathematical Monographs*. American Mathematical Society, Providence, RI, 2001. Translated from the two-volume Japanese original (1997, 1998) by Teruko Nagase and Katsumi Nomizu, Iwanami Series in Modern Mathematics.
- [49] MUNKRES, J. R. *Elements of Algebraic Topology*. Addison–Wesley Publishing Company, Menlo Park, 1984.
- [50] NEWMAN, M. E. J., STROGATZ, S. H., AND WATTS, D. J. Random graphs with arbitrary degree distributions and their applications. *Phys. Rev. E* 64, 2 (Jul 2001), 026118. doi:10.1103/PhysRevE.64.026118.

- [51] PAGE, L., BRIN, S., MOTWANI, R., AND WINOGRAD, T. The pagerank citation ranking: Bringing order to the web. Technical Report 1999-66, Stanford InfoLab, November 1999. Previous number = SIDL-WP-1999-0120.
- [52] PAIGE, C. C., AND SAUNDERS, M. A. Algorithm 583: LSQR: Sparse linear equations and least squares problems. *ACM Trans. Math. Softw.* 8, 2 (1982), 195–209. doi:http://doi.acm.org/10.1145/355993.356000.
- [53] PAIGE, C. C., AND SAUNDERS, M. A. LSQR: An algorithm for sparse linear equations and sparse least squares. *ACM Transactions on Mathematical Software* 8, 1 (Mar. 1982), 43–71.
- [54] REYNOLDS, J. F. A proof of the random-walk method for solving Laplace’s equation in 2-d. *The Mathematical Gazette* 49, 370 (1965), 416–420.
- [55] RUGE, J. W., AND STÜBEN, K. Algebraic multigrid. In *Multigrid methods*, vol. 3 of *Frontiers Appl. Math.* SIAM, Philadelphia, PA, 1987, pp. 73–130.
- [56] SAAD, Y. *Iterative methods for sparse linear systems*, second ed. Society for Industrial and Applied Mathematics, Philadelphia, PA, 2003.
- [57] SAFRO, I., RON, D., AND BRANDT, A. Graph minimum linear arrangement by multilevel weighted edge contractions. *J. Algorithms* 60, 1 (2006), 24–41. doi:10.1016/j.jalgor.2004.10.004.
- [58] STRANG, G. A framework for equilibrium equations. *SIAM Rev.* 30, 2 (1988), 283–297. doi:10.1137/1030048.
- [59] TIDEMAN, T. N. Independence of clones as a criterion for voting rules. *Soc. Choice Welf.* 4, 3 (1987), 185–206. doi:10.1007/BF00433944.
- [60] TONG, Y., LOMBAYDA, S., HIRANI, A. N., AND DESBRUN, M. Discrete multiscale vector field decomposition. *ACM Transactions on Graphics (Special issue of SIGGRAPH 2003 Proceedings)* 22, 3 (July 2003), 445–452. doi:10.1145/882262.882290.
- [61] TREFETHEN, L. N., AND BAU, III, D. *Numerical linear algebra*. Society for Industrial and Applied Mathematics (SIAM), Philadelphia, PA, 1997.
- [62] VAN DER VORST, H. A. *Iterative Krylov methods for large linear systems*, vol. 13 of *Cambridge Monographs on Applied and Computational Mathematics*. Cambridge University Press, Cambridge, 2009. Reprint of the 2003 original.
- [63] VANĚK, P. Fast multigrid solver. *Appl. Math.* 40, 1 (1995), 1–20.
- [64] YOUNG, H. P., AND LEVENGLICK, A. A consistent extension of Condorcet’s election principle. *SIAM J. Appl. Math.* 35, 2 (1978), 285–300.

A Bounds on CG for Various Graphs

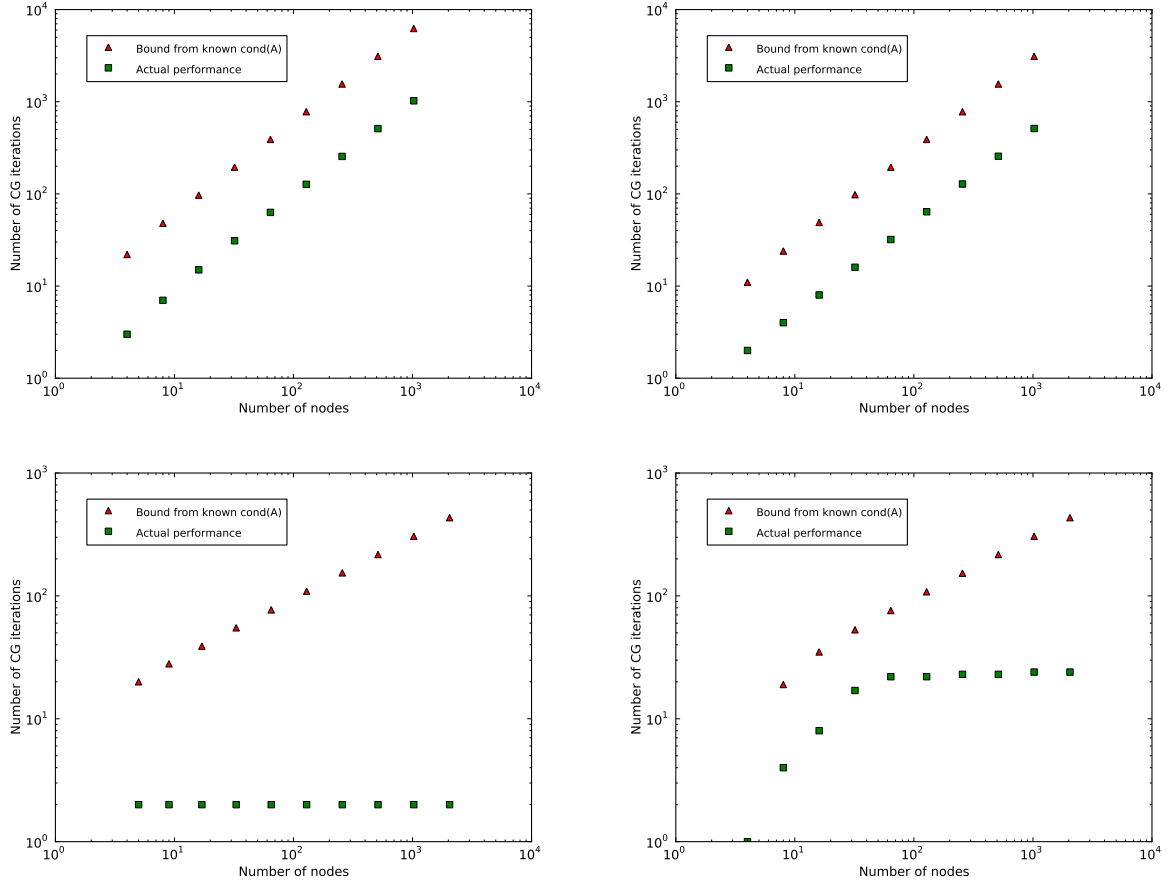


Figure 2: Conjugate gradient iteration bounds compared with actual number of iterations required to reduce the error $\|e_k\|_{\Delta_0}$ to 10^{-8} for a variety of graphs. The top row shows the result for path and cycle graphs, and the second row is for star and wheel graphs.

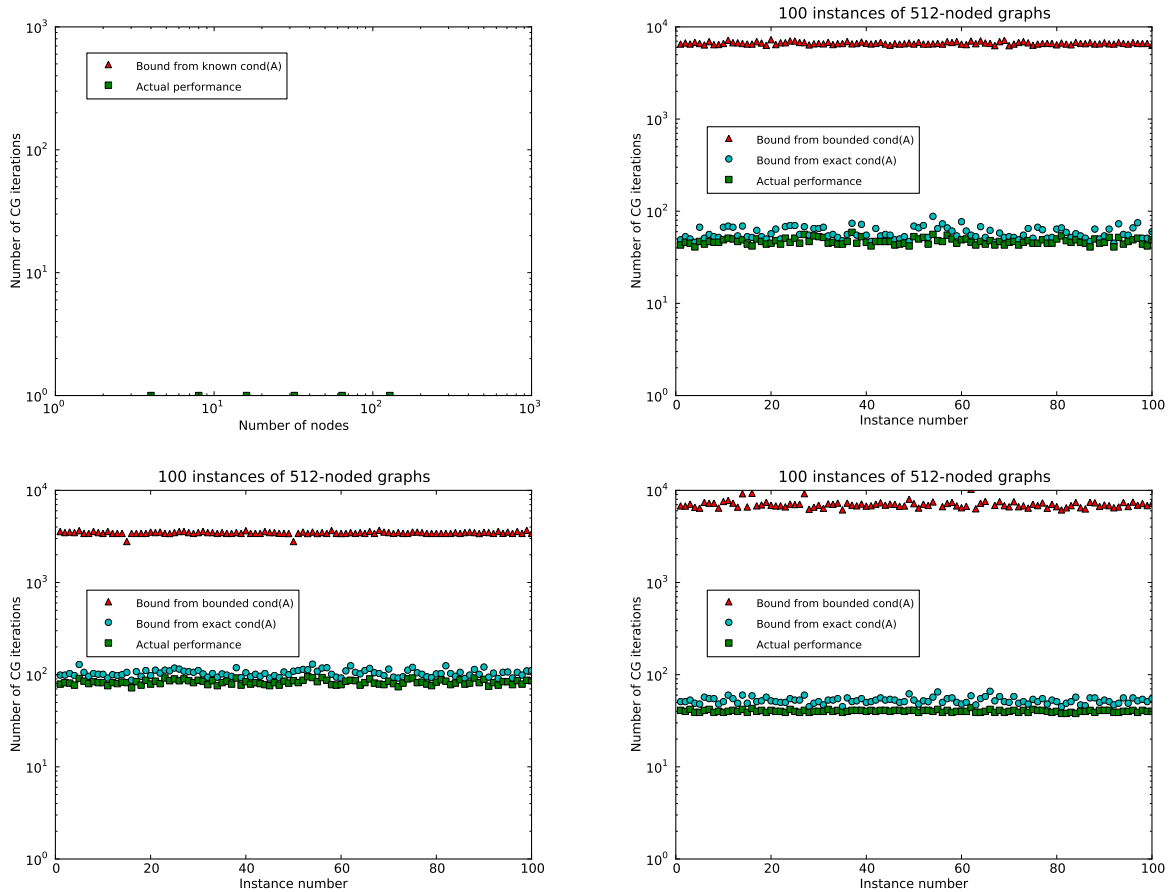


Figure 3: Conjugate gradient iteration bounds compared with actual number of iterations required to reduce the error $\|e_k\|_{\Delta_0}$ to 10^{-8} for a variety of graphs. The top row shows the result for complete graphs and Erdős-Rényi random graphs, and the second row shows the result for graphs generated by the Watt-Strogatz and Barabási-Albert models.

B Results of Numerical Experiments with Krylov Solvers

N_0	N_1	N_2	Edge Density	Triangle Density	Algorithm / Formulation	Relative Error			α		β	
						$\ \partial_1^T \alpha\ $	$\ \partial_2 \beta\ $	$\ h\ $	iter.	sec.	iter.	sec.
100	380	52	7.68e-02	3.22e-04	CG	1.1e-08	6.3e-09	2.0e-07	27	0.0041	17	0.0027
					MINRES	3.0e-08	1.3e-08	4.8e-07	26	0.0084	16	0.0053
					CG-K	1.0e-08	6.3e-09	1.3e-07	57	0.0090	35	0.0055
					MINRES-K	3.0e-08	1.3e-08	4.8e-07	53	0.0174	33	0.0108
					LSQR	2.8e-08	1.3e-08	4.7e-07	26	0.0166	16	0.0103
100	494	144	9.98e-02	8.91e-04	CG	1.1e-08	1.0e-08	2.9e-07	21	0.0037	30	0.0053
					MINRES	5.2e-08	1.1e-07	2.8e-06	19	0.0066	27	0.0095
					CG-K	4.8e-09	6.5e-09	1.5e-07	45	0.0082	438	0.0788
					MINRES-K	5.2e-08	5.3e-08	1.5e-06	39	0.0137	57	0.0201
					LSQR	4.9e-08	2.0e-08	8.9e-07	19	0.0121	29	0.0183
100	1212	2359	2.45e-01	1.46e-02	CG	3.9e-09	1.6e-08	3.5e-05	14	0.0023	60	0.0191
					MINRES	1.9e-08	1.1e-06	2.5e-03	13	0.0044	46	0.0229
					CG-K	3.9e-09	4.6e-09	1.0e-05	29	0.0053	129	0.0342
					MINRES-K	3.0e-07	2.7e-07	6.1e-04	23	0.0084	105	0.0466
					LSQR	7.6e-08	3.0e-08	7.6e-05	12	0.0082	58	0.0429
100	2530	21494	5.11e-01	1.33e-01	CG	2.5e-09	9.2e-09	3.0e-06*	10	0.0017	17	0.1033
					MINRES	2.0e-08	3.1e-07	1.0e-04*	9	0.0032	14	0.0897
					CG-K	1.9e-08	9.7e-09	2.1e-14*	19	0.0044	34	0.0438
					MINRES-K	1.0e-06	2.9e-07	2.1e-06*	15	0.0062	28	0.0476
					LSQR	1.3e-07	2.9e-09	2.9e-06*	8	0.0059	18	0.0362
100	3706	67865	7.49e-01	4.20e-01	CG	2.1e-09	6.6e-09	5.6e-06*	8	0.0015	11	0.4759
					MINRES	2.5e-08	7.5e-07	6.4e-04*	7	0.0026	8	0.3529
					CG-K	1.2e-07	6.8e-09	4.7e-14*	15	0.0041	22	0.1054
					MINRES-K	3.8e-06	7.4e-07	2.5e-06*	11	0.0050	16	0.0914
					LSQR	2.9e-07	2.3e-10	6.5e-06*	6	0.0047	13	0.0946
500	1290	21	1.03e-02	1.01e-06	CG	1.4e-08	1.9e-09	3.6e-07	43	0.0072	3	0.0007
					MINRES	1.6e-07	1.9e-09	4.0e-06	38	0.0129	3	0.0013
					CG-K	6.3e-09	1.9e-09	1.4e-07	93	0.0183	7	0.0013
					MINRES-K	6.6e-08	1.9e-09	1.7e-06	81	0.0302	7	0.0026
					LSQR	2.2e-08	1.9e-09	5.5e-07	42	0.0278	3	0.0023
500	12394	20315	9.94e-02	9.81e-04	CG	3.3e-09	2.7e-08	8.9e-05	13	0.0030	105	0.2155
					MINRES	7.2e-08	3.9e-06	1.3e-02	11	0.0045	72	0.1755
					CG-K	3.3e-09	8.0e-09	2.7e-05	27	0.0154	227	0.3955
					MINRES-K	3.4e-07	1.4e-06	4.7e-03	21	0.0161	161	0.3604
					LSQR	7.0e-08	5.6e-08	2.0e-04	11	0.0106	100	0.2348
500	24788	162986	1.99e-01	7.87e-03	CG	1.9e-09	1.3e-08	1.0e-05*	11	0.0032	25	1.447
					MINRES	6.8e-08	1.8e-06	1.4e-03*	9	0.0043	18	1.149
					CG-K	1.4e-08	7.5e-09	5.7e-14*	21	0.0303	52	0.7681
					MINRES-K	2.4e-06	1.6e-06	1.4e-04*	15	0.0257	37	0.8263
					LSQR	6.7e-08	3.3e-09	5.1e-06*	9	0.0123	27	0.6047
1000	49690	163767	9.95e-02	9.86e-04	CG	1.9e-09	1.4e-08	2.5e-03	11	0.0049	52	1.916
					MINRES	7.7e-08	4.2e-06	7.4e-01	9	0.0057	34	1.43
					CG-K	2.2e-09	4.5e-09	8.0e-04	23	0.0731	113	1.976
					MINRES-K	4.8e-07	1.1e-06	1.9e-01	17	0.0629	77	2.307
					LSQR	7.6e-08	1.4e-08	3.1e-03	9	0.0252	52	1.408

Table 1: Results of numerical experiments on simplicial complexes generated from Erdős-Rényi random graphs.

N_0	N_1	N_2	Edge Density	Triangle Density	Algorithm / Formulation	Relative Error			α		β	
						$\ \partial_1^T \alpha\ $	$\ \partial_2 \beta\ $	$\ h\ $	iter.	sec.	iter.	sec.
100	500	729	1.01e-01	4.51e-03	CG	1.1e-08	1.3e-08	6.7e-07	28	0.0043	39	0.0075
					MINRES	3.8e-08	3.3e-07	1.6e-05	27	0.0088	33	0.0122
					CG-K	1.1e-08	7.4e-09	2.6e-07	57	0.0091	99	0.0182
					MINRES-K	4.7e-07	1.5e-07	9.5e-06	49	0.0164	71	0.0254
					LSQR	2.0e-07	2.3e-08	2.9e-06	25	0.0160	38	0.0251
100	1000	3655	2.02e-01	2.26e-02	CG	2.6e-09	1.6e-08	2.3e-06	18	0.0029	44	0.0252
					MINRES	1.5e-08	6.0e-07	9.0e-05	17	0.0057	35	0.0264
					CG-K	1.5e-08	4.3e-09	7.2e-07	35	0.0062	97	0.0295
					MINRES-K	1.7e-06	1.5e-07	4.2e-05	29	0.0103	79	0.0381
					LSQR	8.2e-08	1.6e-08	2.9e-06	16	0.0106	44	0.0346
100	1500	8354	3.03e-01	5.17e-02	CG	7.4e-09	1.7e-08	6.7e-05	13	0.0021	109	0.2024
					MINRES	7.4e-09	2.4e-06	9.6e-03	13	0.0044	84	0.1743
					CG-K	8.8e-09	7.2e-09	2.9e-05	27	0.0053	227	0.1091
					MINRES-K	2.9e-06	5.2e-07	2.3e-03	21	0.0079	185	0.1249
					LSQR	6.3e-08	1.7e-08	7.2e-05	12	0.0083	109	0.1067
100	2000	15530	4.04e-01	9.60e-02	CG	7.1e-09	2.0e-08	4.8e-06*	11	0.0019	68	0.2842
					MINRES	7.1e-09	2.9e-06	6.9e-04*	11	0.0038	53	0.2332
					CG-K	7.1e-09	8.4e-09	1.7e-14*	23	0.0049	142	0.1167
					MINRES-K	5.0e-06	4.7e-07	6.8e-05*	17	0.0067	118	0.1401
					LSQR	5.0e-08	6.1e-09	1.7e-06*	10	0.0071	71	0.0977
500	2500	3720	2.00e-02	1.80e-04	CG	1.8e-08	1.1e-08	1.2e-06	38	0.0066	44	0.0169
					MINRES	1.8e-07	6.3e-07	6.2e-05	33	0.0114	36	0.0203
					CG-K	1.8e-08	4.8e-09	6.9e-07	77	0.0184	93	0.0326
					MINRES-K	1.7e-06	2.2e-07	5.2e-05	57	0.0237	77	0.0410
					LSQR	2.3e-07	2.8e-08	7.0e-06	32	0.0222	42	0.0346
500	5000	16948	4.01e-02	8.18e-04	CG	1.2e-08	1.6e-08	4.5e-06	32	0.0059	34	0.0898
					MINRES	1.0e-07	6.2e-07	1.7e-04	28	0.0100	26	0.0771
					CG-K	2.2e-08	4.0e-09	1.4e-06	63	0.0201	75	0.0795
					MINRES-K	5.2e-06	2.0e-07	2.2e-04	43	0.0215	57	0.0841
					LSQR	4.7e-07	1.1e-08	1.9e-05	25	0.0187	35	0.0594
500	12500	110507	1.00e-01	5.34e-03	CG	8.4e-09	4.0e-08	4.5e-05	23	0.0051	161	6.469
					MINRES	2.0e-08	1.8e-05	2.1e-02	22	0.0088	86	3.632
					CG-K	1.9e-08	7.6e-09	8.5e-06	45	0.0254	367	3.337
					MINRES-K	1.3e-05	3.6e-06	4.1e-03	29	0.0223	217	2.617
					LSQR	9.5e-07	2.6e-08	7.4e-05	18	0.0176	166	1.996
1000	5000	7386	1.00e-02	4.44e-05	CG	1.4e-08	1.2e-08	1.8e-06	43	0.0085	44	0.0278
					MINRES	3.0e-07	7.5e-07	1.0e-04	36	0.0135	34	0.0280
					CG-K	2.2e-08	5.6e-09	1.1e-06	85	0.0284	93	0.0522
					MINRES-K	2.9e-06	3.4e-07	1.2e-04	61	0.0315	73	0.0554
					LSQR	3.6e-07	2.8e-08	1.4e-05	35	0.0268	42	0.0437
1000	10000	33022	2.00e-02	1.99e-04	CG	1.7e-08	1.4e-08	5.2e-06	32	0.0072	39	0.1953
					MINRES	2.1e-07	1.3e-06	4.8e-04	27	0.0108	28	0.1508
					CG-K	2.3e-08	5.0e-09	2.1e-06	65	0.0324	85	0.2098
					MINRES-K	6.7e-06	5.3e-07	4.2e-04	43	0.0297	63	0.1852
					LSQR	3.0e-07	1.4e-08	1.7e-05	26	0.0230	39	0.1365
1000	25000	220002	5.01e-02	1.32e-03	CG	1.0e-08	2.4e-08	3.4e-05	27	0.0080	85	7.04
					MINRES	2.1e-07	1.2e-05	1.8e-02	23	0.0110	48	4.52
					CG-K	2.4e-08	4.6e-09	6.9e-06	53	0.0688	189	3.7
					MINRES-K	2.6e-05	2.3e-06	4.0e-03	31	0.0554	119	3.588
					LSQR	5.9e-07	1.2e-08	5.5e-05	21	0.0383	89	2.712

Table 2: Results of numerical experiments on simplicial complexes generated from Watts-Strogatz random graphs.

N_0	N_1	N_2	Edge Density	Triangle Density	Algorithm / Formulation	Relative Error			α		β	
						$\ \partial_1^T \alpha\ $	$\ \partial_2 \beta\ $	$\ h\ $	iter.	sec.	iter.	sec.
100	475	301	9.60e-02	1.86e-03	CG	1.1e-08	2.4e-08	1.3e-06	25	0.0038	79	0.0127
					MINRES	2.7e-08	3.2e-07	1.8e-05	24	0.0078	70	0.0233
					CG-K	8.3e-09	7.3e-09	4.1e-07	55	0.0088	171	0.0282
					MINRES-K	1.6e-07	2.0e-07	1.2e-05	45	0.0149	145	0.0497
					LSQR	1.5e-07	7.0e-08	4.9e-06	22	0.0142	75	0.0476
100	900	1701	1.82e-01	1.05e-02	CG	1.1e-08	2.6e-08	1.0e-05	21	0.0033	96	0.0281
					MINRES	3.3e-08	1.1e-06	4.2e-04	20	0.0067	74	0.0351
					CG-K	1.5e-08	7.5e-09	2.6e-06	45	0.0079	211	0.0494
					MINRES-K	6.0e-07	3.8e-07	1.6e-04	35	0.0123	165	0.0682
					LSQR	2.4e-07	4.6e-08	2.5e-05	18	0.0119	93	0.0653
100	1600	8105	3.23e-01	5.01e-02	CG	6.7e-09	1.3e-08	2.2e-06*	20	0.0032	50	0.0967
					MINRES	2.0e-08	7.8e-07	1.3e-04*	19	0.0063	39	0.0832
					CG-K	2.3e-08	8.1e-09	9.3e-11*	39	0.0077	106	0.0506
					MINRES-K	1.4e-06	3.4e-07	1.2e-05*	31	0.0116	82	0.0545
					LSQR	4.7e-07	9.3e-09	7.0e-06*	16	0.0108	51	0.0499
100	2400	24497	4.85e-01	1.51e-01	CG	5.2e-09	1.2e-08	4.3e-06*	18	0.0030	27	0.2435
					MINRES	5.0e-08	6.8e-07	2.4e-04*	16	0.0054	21	0.1960
					CG-K	1.8e-08	7.4e-09	2.2e-14*	35	0.0078	56	0.0817
					MINRES-K	4.6e-06	3.1e-07	6.1e-06*	25	0.0100	44	0.0831
					LSQR	4.2e-07	3.2e-09	8.0e-06*	14	0.0097	29	0.0632
500	4900	4740	3.93e-02	2.29e-04	CG	1.0e-08	3.4e-08	9.1e-06	32	0.0059	165	0.0956
					MINRES	4.7e-08	1.8e-06	4.8e-04	30	0.0107	118	0.0904
					CG-K	2.2e-08	8.2e-09	2.2e-06	73	0.0231	367	0.1707
					MINRES-K	6.8e-07	8.2e-07	2.2e-04	53	0.0262	257	0.1669
					LSQR	3.1e-07	1.2e-07	3.8e-05	27	0.0202	150	0.1378
500	9600	25016	7.70e-02	1.21e-03	CG	8.4e-09	3.0e-08	5.8e-05	27	0.0056	215	1.043
					MINRES	8.2e-08	4.7e-06	9.1e-03	24	0.0092	133	0.6919
					CG-K	1.1e-08	8.5e-09	1.3e-05	57	0.0267	477	0.9132
					MINRES-K	1.5e-06	1.7e-06	3.3e-03	41	0.0270	303	0.7096
					LSQR	3.5e-07	7.9e-08	1.8e-04	22	0.0191	202	0.5085
500	18400	133933	1.47e-01	6.47e-03	CG	4.5e-09	2.2e-08	2.0e-03	23	0.0058	111	7.204
					MINRES	6.8e-08	5.8e-06	5.3e-01	20	0.0086	69	4.667
					CG-K	1.8e-08	3.8e-09	3.6e-04	45	0.0414	251	2.809
					MINRES-K	1.1e-05	1.2e-06	1.3e-01	29	0.0362	163	2.646
					LSQR	3.4e-07	1.7e-08	2.5e-03	18	0.0205	113	1.867
1000	9900	6264	1.98e-02	3.77e-05	CG	7.4e-09	4.4e-08	1.1e-05	41	0.0091	211	0.1410
					MINRES	8.5e-08	3.2e-06	8.1e-04	37	0.0147	146	0.1246
					CG-K	1.4e-08	1.1e-08	2.8e-06	89	0.0442	481	0.3244
					MINRES-K	4.5e-07	1.1e-06	2.9e-04	69	0.0474	321	0.2883
					LSQR	2.3e-07	1.8e-07	5.0e-05	35	0.0309	185	0.2043
1000	19600	37365	3.92e-02	2.25e-04	CG	9.0e-09	4.1e-08	5.8e-05	33	0.0088	335	2.521
					MINRES	7.5e-08	1.0e-05	1.4e-02	30	0.0133	200	1.594
					CG-K	1.3e-08	8.3e-09	9.7e-06	69	0.0641	769	2.833
					MINRES-K	2.8e-06	2.9e-06	4.1e-03	49	0.0658	469	1.922
					LSQR	4.0e-07	1.3e-07	2.0e-04	27	0.0363	309	1.237
1000	38400	202731	7.69e-02	1.22e-03	CG	5.7e-09	3.0e-08	5.2e-04	27	0.0096	211	20.65
					MINRES	5.5e-08	1.3e-05	2.2e-01	24	0.0127	120	13.12
					CG-K	4.2e-08	5.4e-09	8.3e-05	55	0.1219	479	9.466
					MINRES-K	9.9e-06	2.8e-06	5.0e-02	35	0.0943	289	9.651
					LSQR	4.8e-07	3.8e-08	8.9e-04	21	0.0421	208	6.108

Table 3: Results of numerical experiments on simplicial complexes generated from Barabási-Albert random graphs.

C Results of Numerical Experiments with AMG Solvers

N_0	N_1	N_2	Edge Density	Triangle Density	Algorithm / Formulation	Relative Error			α		β	
						$\ \partial_1^T \alpha\ $	$\ \partial_2 \beta\ $	$\ h\ $	iter.	sec.	iter.	sec.
100	380	52	7.68e-02	3.22e-04	AMG (SA)	5.0e-09	3.8e-09	9.5e-08	2	0.0577	2	0.0030
					AMG (LA)	5.0e-09	3.8e-09	9.5e-08	2	0.0078	2	0.0023
					Schur	5.0e-09	—	—	3	0.0430	—	—
100	494	144	9.98e-02	8.91e-04	AMG (SA)	2.8e-09	3.8e-09	1.0e-07	2	0.0078	2	0.0137
					AMG (LA)	2.8e-09	3.8e-09	1.0e-07	2	0.0082	2	0.0131
					Schur	2.8e-09	—	—	3	0.0228	—	—
100	1212	2359	2.45e-01	1.46e-02	AMG (SA)	1.2e-10	4.8e-08	1.1e-04	2	0.0079	32	0.6259
					AMG (LA)	1.2e-10	3.4e-08	7.5e-05	2	0.0079	30	0.1426
					Schur	1.2e-10	—	—	3	0.0194	—	—
100	2530	21494	5.11e-01	1.33e-01	AMG (SA)	6.5e-10	6.9e-09	2.3e-06*	2	0.0142	27	2.102
					AMG (LA)	6.5e-10	4.8e-09	1.6e-06*	2	0.0184	19	15.89
					Schur	6.5e-10	—	—	3	0.0185	—	—
100	3706	67865	7.49e-01	4.20e-01	AMG (SA)	2.8e-10	7.7e-09	6.6e-06*	2	0.0689	39	16.74
					AMG (LA)	2.8e-10	7.3e-09	6.2e-06*	2	0.0356	14	408.5
					Schur	2.8e-10	—	—	3	0.3740	—	—
500	1290	21	1.03e-02	1.01e-06	AMG (SA)	3.8e-09	1.9e-09	9.8e-08	2	0.7113	2	0.0360
					AMG (LA)	3.8e-09	1.9e-09	9.8e-08	2	0.3080	2	0.0022
					Schur	3.8e-09	—	—	3	0.2952	—	—
500	12394	20315	9.94e-02	9.81e-04	AMG (SA)	7.2e-11	7.7e-08	2.5e-04	2	0.3305	74	2.711
					AMG (LA)	7.2e-11	7.4e-08	2.5e-04	2	0.3293	71	8.358
					Schur	7.2e-11	—	—	3	0.2836	—	—
500	24788	162986	1.99e-01	7.87e-03	AMG (SA)	†	†	†	†	†	†	†
					AMG (LA)	†	†	†	†	†	†	†
					Schur	—	—	—	—	—	—	—
1000	49690	163767	9.95e-02	9.86e-04	AMG (SA)	†	†	†	†	†	†	†
					AMG (LA)	†	†	†	†	†	†	†
					Schur	—	—	—	—	—	—	—

Table 4: Results of numerical experiments on simplicial complexes generated from Erdős-Rényi random graphs.

N_0	N_1	N_2	Edge Density	Triangle Density	Algorithm / Formulation	Relative Error			α		β	
						$\ \partial_1^T \alpha\ $	$\ \partial_2 \beta\ $	$\ h\ $	iter.	sec.	iter.	sec.
100	500	729	1.01e-01	4.51e-03	AMG (SA)	2.9e-09	2.4e-08	1.2e-06	2	0.0179	20	0.0577
					AMG (LA)	2.9e-09	1.4e-08	6.9e-07	2	0.0009	18	0.0324
100	1000	3655	2.02e-01	2.26e-02	AMG (SA)	1.7e-09	3.1e-08	4.6e-06	2	0.0009	23	0.1253
					AMG (LA)	1.7e-09	2.7e-08	4.0e-06	2	0.0009	17	0.1601
100	1500	8354	3.03e-01	5.17e-02	AMG (SA)	1.3e-10	7.6e-08	3.0e-04	2	0.0011	99	1.377
					AMG (LA)	1.3e-10	7.1e-08	2.8e-04	2	0.0011	60	2.345
100	2000	15530	4.04e-01	9.60e-02	AMG (SA)	3.8e-09	4.6e-08	1.1e-05*	2	0.0015	28	1.282
					AMG (LA)	3.8e-09	1.8e-08	4.3e-06*	2	0.0013	15	5.039
500	2500	3720	2.00e-02	1.80e-04	AMG (SA)	2.5e-09	3.0e-08	3.0e-06	2	0.0149	15	0.0650
					AMG (LA)	2.5e-09	4.4e-08	4.3e-06	2	0.0136	21	0.0929
500	5000	16948	4.01e-02	8.18e-04	AMG (SA)	6.0e-10	6.9e-09	1.9e-06	2	0.0139	14	0.4410
					AMG (LA)	6.0e-10	3.9e-09	1.1e-06	2	0.0140	12	0.7969
500	12500	110507	1.00e-01	5.34e-03	AMG (SA)	8.8e-10	3.9e-07	4.4e-04	2	0.0143	101 [‡]	32.75
					AMG (LA)	8.8e-10	7.3e-08	8.2e-05	2	0.0145	86	173.1
1000	5000	7386	1.00e-02	4.44e-05	AMG (SA)	2.7e-08	2.7e-08	3.8e-06	14	0.0651	20	0.1325
					AMG (LA)	2.0e-08	2.5e-08	3.5e-06	17	0.0646	19	0.1715
1000	10000	33022	2.00e-02	1.99e-04	AMG (SA)	1.8e-08	1.6e-08	6.0e-06	17	0.0697	17	1.058
					AMG (LA)	2.4e-08	1.3e-08	5.1e-06	10	0.0715	13	1.798
1000	25000	220002	5.01e-02	1.32e-03	AMG (SA)	1.6e-08	2.9e-08	4.1e-05	15	0.0823	29	26.71
					AMG (LA)	5.2e-09	5.3e-08	7.6e-05	6	0.1034	23	241.3

Table 5: Results of numerical experiments on simplicial complexes generated from Watts-Strogatz random graphs.

N_0	N_1	N_2	Edge Density	Triangle Density	Algorithm / Formulation	Relative Error			α		β	
						$\ \partial_1^T \alpha\ $	$\ \partial_2 \beta\ $	$\ h\ $	iter.	sec.	iter.	sec.
100	475	301	9.60e-02	1.86e-03	AMG (SA)	3.2e-09	4.3e-09	2.4e-07	2	0.0009	2	0.0038
					AMG (LA)	3.2e-09	4.3e-09	2.4e-07	2	0.0011	2	0.0037
100	900	1701	1.82e-01	1.05e-02	AMG (SA)	6.7e-10	4.7e-08	1.8e-05	2	0.0016	50	0.0995
					AMG (LA)	6.7e-10	5.6e-08	2.2e-05	2	0.0009	44	0.1050
100	1600	8105	3.23e-01	5.01e-02	AMG (SA)	2.0e-09	1.2e-08	1.9e-06*	2	0.0009	14	0.3561
					AMG (LA)	2.0e-09	5.9e-09	9.8e-07*	2	0.0010	12	1.545
100	2400	24497	4.85e-01	1.51e-01	AMG (SA)	1.1e-09	7.3e-09	2.6e-06*	2	0.0017	24	2.632
					AMG (LA)	1.1e-09	7.6e-09	2.7e-06*	2	0.0013	13	22.41
500	4900	4740	3.93e-02	2.29e-04	AMG (SA)	2.3e-09	7.5e-08	2.0e-05	2	0.0169	89	0.4003
					AMG (LA)	2.3e-09	8.9e-08	2.4e-05	2	0.0137	95	0.5046
500	9600	25016	7.70e-02	1.21e-03	AMG (SA)	4.9e-10	7.3e-07	1.4e-03	2	0.0142	101 [‡]	4.627
					AMG (LA)	4.9e-10	4.0e-07	7.8e-04	2	0.0142	101 [‡]	29.74
500	18400	133933	1.47e-01	6.47e-03	AMG (SA)	†	†	†	†	†	†	†
					AMG (LA)	†	†	†	†	†	†	†
1000	9900	6264	1.98e-02	3.77e-05	AMG (SA)	5.3e-09	5.6e-06	1.4e-03	5	0.0477	101 [‡]	0.5723
					AMG (LA)	3.5e-09	9.1e-06	2.3e-03	5	0.0682	101 [‡]	1.22
1000	19600	37365	3.92e-02	2.25e-04	AMG (SA)	7.5e-09	1.1e-05	1.5e-02	4	0.0393	101 [‡]	10.61
					AMG (LA)	5.6e-09	8.6e-06	1.2e-02	4	0.0823	101 [‡]	63.01
1000	38400	202731	7.69e-02	1.22e-03	AMG (SA)	†	†	†	†	†	†	†
					AMG (LA)	†	†	†	†	†	†	†

Table 6: Results of numerical experiments on simplicial complexes generated from Barabási-Albert scale-free graphs.

N_0	N_1	N_2	Edge Density	Triangle Density	Algorithm / Formulation	α				β			
						iter.	setup	solve	total	iter.	setup	solve	total
100	380	52	7.68e-02	3.22e-04	SA	2	0.0001	0.0576	0.0577	2	0.0001	0.0029	0.0030
					LA	2	0.0001	0.0077	0.0078	2	0.0001	0.0022	0.0023
100	494	144	9.98e-02	8.91e-04	SA	2	0.0001	0.0076	0.0078	2	0.0001	0.0136	0.0137
					LA	2	0.0001	0.0080	0.0082	2	0.0001	0.0129	0.0131
100	1212	2359	2.45e-01	1.46e-02	SA	2	0.0001	0.0078	0.0079	32	0.5708	0.0551	0.6259
					LA	2	0.0002	0.0077	0.0079	30	0.0392	0.1034	0.1426
100	2530	21494	5.11e-01	1.33e-01	SA	2	0.0030	0.0111	0.0142	27	0.8655	1.236	2.102
					LA	2	0.0048	0.0136	0.0184	19	12.36	3.528	15.89
100	3706	67865	7.49e-01	4.20e-01	SA	2	0.0303	0.0386	0.0689	39	5.652	11.08	16.74
					LA	2	0.0138	0.0219	0.0356	14	375.7	32.85	408.5
500	1290	21	1.03e-02	1.01e-06	SA	2	0.1353	0.5760	0.7113	2	0.0071	0.0289	0.0360
					LA	2	0.0001	0.3079	0.3080	2	0.0007	0.0015	0.0022
500	12394	20315	9.94e-02	9.81e-04	SA	2	0.0001	0.3303	0.3305	74	0.4907	2.22	2.711
					LA	2	0.0041	0.3252	0.3293	71	3.082	5.277	8.358

Table 7: Results of numerical experiments on simplicial complexes generated from Erdős-Rényi random graphs.

N_0	N_1	N_2	Edge Density	Triangle Density	Algorithm / Formulation	α				β			
						iter.	setup	solve	total	iter.	setup	solve	total
100	500	729	1.01e-01	4.51e-03	SA	2	0.0001	0.0178	0.0179	20	0.0410	0.0167	0.0577
					LA	2	0.0001	0.0008	0.0009	18	0.0172	0.0152	0.0324
100	1000	3655	2.02e-01	2.26e-02	SA	2	0.0001	0.0008	0.0009	23	0.0553	0.0700	0.1253
					LA	2	0.0001	0.0008	0.0009	17	0.0939	0.0663	0.1601
100	1500	8354	3.03e-01	5.17e-02	SA	2	0.0002	0.0009	0.0011	99	0.1754	1.202	1.377
					LA	2	0.0002	0.0009	0.0011	60	0.7271	1.618	2.345
100	2000	15530	4.04e-01	9.60e-02	SA	2	0.0004	0.0011	0.0015	28	0.4623	0.8194	1.282
					LA	2	0.0003	0.0011	0.0013	15	3.793	1.246	5.039
500	2500	3720	2.00e-02	1.80e-04	SA	2	0.0007	0.0142	0.0149	15	0.0360	0.0290	0.0650
					LA	2	0.0001	0.0135	0.0136	21	0.0432	0.0497	0.0929
500	5000	16948	4.01e-02	8.18e-04	SA	2	0.0001	0.0138	0.0139	14	0.2127	0.2283	0.4410
					LA	2	0.0002	0.0138	0.0140	12	0.5014	0.2955	0.7969
500	12500	110507	1.00e-01	5.34e-03	SA	2	0.0003	0.0140	0.0143	101	4.96	27.79	32.75
					LA	2	0.0004	0.0141	0.0145	86	86.51	86.57	173.1
1000	5000	7386	1.00e-02	4.44e-05	SA	14	0.0266	0.0385	0.0651	20	0.0577	0.0748	0.1325
					LA	17	0.0250	0.0396	0.0646	19	0.0884	0.0831	0.1715
1000	10000	33022	2.00e-02	1.99e-04	SA	17	0.0264	0.0433	0.0697	17	0.4924	0.5655	1.058
					LA	10	0.0307	0.0407	0.0715	13	1.152	0.6456	1.798
1000	25000	220002	5.01e-02	1.32e-03	SA	15	0.0308	0.0515	0.0823	29	10.21	16.5	26.71
					LA	6	0.0474	0.0559	0.1034	23	192.5	48.85	241.3

Table 8: Results of numerical experiments on simplicial complexes generated from Watts-Strogatz random graphs.

N_0	N_1	N_2	Edge Density	Triangle Density	Algorithm / Formulation	α				β			
						iter.	setup	solve	total	iter.	setup	solve	total
100	475	301	9.60e-02	1.86e-03	SA	2	0.0001	0.0008	0.0009	2	0.0001	0.0037	0.0038
					LA	2	0.0002	0.0009	0.0011	2	0.0001	0.0037	0.0037
100	900	1701	1.82e-01	1.05e-02	SA	2	0.0005	0.0012	0.0016	50	0.0242	0.0753	0.0995
					LA	2	0.0001	0.0008	0.0009	44	0.0358	0.0692	0.1050
100	1600	8105	3.23e-01	5.01e-02	SA	2	0.0001	0.0008	0.0009	14	0.1842	0.1720	0.3561
					LA	2	0.0001	0.0009	0.0010	12	1.149	0.3968	1.545
100	2400	24497	4.85e-01	1.51e-01	SA	2	0.0005	0.0012	0.0017	24	1.111	1.521	2.632
					LA	2	0.0002	0.0011	0.0013	13	19.39	3.023	22.41
500	4900	4740	3.93e-02	2.29e-04	SA	2	0.0016	0.0153	0.0169	89	0.0742	0.3261	0.4003
					LA	2	0.0001	0.0136	0.0137	95	0.1027	0.4019	0.5046
500	9600	25016	7.70e-02	1.21e-03	SA	2	0.0002	0.0140	0.0142	101	1.018	3.608	4.627
					LA	2	0.0004	0.0138	0.0142	101	10.56	19.19	29.74
1000	9900	6264	1.98e-02	3.77e-05	SA	5	0.0215	0.0261	0.0477	101	0.0946	0.4777	0.5723
					LA	5	0.0316	0.0366	0.0682	101	0.2080	1.012	1.22
1000	19600	37365	3.92e-02	2.25e-04	SA	4	0.0174	0.0219	0.0393	101	2.403	8.212	10.61
					LA	4	0.0387	0.0436	0.0823	101	27.14	35.86	63.01

Table 9: Results of numerical experiments on simplicial complexes generated from Barabási-Albert scale-free graphs.

D Nonzero Data for Matrices in the Two Least Squares Problems for Random Graphs

N_0	N_1	N_2	Edge Density	Triangle Density	Krylov				AMG			
					∂_1	∂_2	Δ_0	Δ_2	SA Δ_0	Δ_2	LA Δ_0	Δ_2
100	380	52	7.68e-02	3.22e-04	760	156	860	110	860	110	860	110
100	494	144	9.98e-02	8.91e-04	988	432	1088	528	1088	528	1088	528
100	1212	2359	2.45e-01	1.46e-02	2424	7077	2524	42475	2524 –	42475 3721	2524 –	42475 49902
100	2530	21494	5.11e-01	1.33e-01	5060	64482	5160	1645012	5160 – –	1645012 2500 –	5160 – –	1645012 4174983 45796
100	3706	67865	7.49e-01	4.20e-01	7412	203595	7512	11134203	7512 – – –	11134203 1681 – –	7512 – – –	11134203 34985035 459684 4489
500	1290	21	1.03e-02	1.01e-06	2580	63	3075	25	3075	25	3075	25
500	12394	20315	9.94e-02	9.81e-04	24788	60945	25288	319503	25288 – –	319503 454789 1	25288 – –	319503 1739567 41209
500	24788	162986	1.99e-01	7.87e-03	49576	488958	50076	9807176	†	†	†	†
1000	49690	163767	9.95e-02	9.86e-04	99380	491301	100380	5033205	†	†	†	†

Table 10: Number of nonzeros in various matrices that arise in the numerical experiments on simplicial complexes generated from Erdős-Rényi random graphs.

N_0	N_1	N_2	Edge Density	Triangle Density	Krylov				AMG			
					∂_1	∂_2	Δ_0	Δ_2	SA Δ_0	Δ_2	LA Δ_0	Δ_2
100	500	729	1.01e-01	4.51e-03	1000	2187	1100	10053	1100 –	10053 302	1100 –	10053 1145
100	1000	3655	2.02e-01	2.26e-02	2000	10965	2100	127001	2100 –	127001 929	2100 –	127001 50045
100	1500	8354	3.03e-01	5.17e-02	3000	25062	3100	443774	3100 – –	443774 1921 –	3100 – –	443774 373960 6889
100	2000	15530	4.04e-01	9.60e-02	4000	46590	4100	1138022	4100 – –	1138022 2116 –	4100 – –	1138022 1622123 24025
500	2500	3720	2.00e-02	1.80e-04	5000	11160	5500	52456	5500 –	52456 5500	5500 –	52456 6210
500	5000	16948	4.01e-02	8.18e-04	10000	50844	10500	568252	5500 – –	568252 3808 –	10500 – –	568252 205516 10015
500	12500	110507	1.00e-01	5.34e-03	25000	331521	25500	9870149	25500 – – –	9870149 38306 – –	25500 – – –	9870149 16959388 1221025 12100
1000	5000	7386	1.00e-02	4.44e-05	10000	22158	11000	103946	11000 5231 –	103946 2787 –	11000 8110 –	103946 12339 631
1000	10000	33022	2.00e-02	1.99e-04	20000	99066	21000	1086816	21000 900	1086816 7442	21000 10000	1086816 393322 22318
1000	25000	220002	5.01e-02	1.32e-03	50000	660006	51000	19688290	51000 121 – –	19688290 42253 – –	51000 10000 – –	19688290 32579049 4819514 48400

Table 11: Number of nonzeros in various matrices that arise in the numerical experiments on simplicial complexes generated from Watts-Strogatz random graphs.

N_0	N_1	N_2	Edge Density	Triangle Density	Krylov				AMG			
					∂_1	∂_2	Δ_0	Δ_2	SA Δ_0	Δ_2	LA Δ_0	Δ_2
100	475	301	9.60e-02	1.86e-03	950	903	1050	3189	1050	3189	1050	3189
100	900	1701	1.82e-01	1.05e-02	1800	5103	1900	42465	1900 –	42465 1837	1900 –	42465 26324
100	1600	8105	3.23e-01	5.01e-02	3200	24315	3300	472503	3300 – –	472503 2401 –	3300 – –	472503 607290 6561
100	2400	24497	4.85e-01	1.51e-01	4800	73491	4900	2610185	4900 – –	2610185 1936 –	4900 – –	2610185 5244756 59536
500	4900	4740	3.93e-02	2.29e-04	9800	14220	10300	121426	10300 –	121426 44271	10300 –	121426 138744
500	9600	25016	7.70e-02	1.21e-03	19200	75048	19700	1180338	19700 – –	1180338 161347 –	19700 – –	1180338 4353167 62500
500	18400	133933	1.47e-01	6.47e-03	36800	401799	37300	14303959	†	†	†	†
1000	9900	6264	1.98e-02	3.77e-05	19800	18792	20800	132712	20800 196 –	132712 119206 –	20800 10000 –	132712 161391 3722
1000	19600	37365	3.92e-02	2.25e-04	39200	112095	40200	1808827	40200 16 –	1808827 774769 1	40200 10000 –	1808827 8082839 139129
1000	38400	202731	7.69e-02	1.22e-03	76800	608193	77800	19768919	†	†	†	†

Table 12: Number of nonzeros in various matrices that arise in the numerical experiments on simplicial complexes generated from Barabási-Albert scale-free graphs.

E Sparsity Patterns for Δ_0 and Δ_2 for Random Graph Complexes




Figure 4: Sparsity patterns for Δ_0 and its various reorderings for simplicial complexes generated from Erdős-Rényi random graphs. The four rows from top to bottom show the sparsity pattern of Δ_0 and its reordering by vertex degree, reverse Cuthill-McKee algorithm, and Sloan's algorithm, respectively. In each row, from left to right, the Δ_0 corresponds to Erdős-Rényi graphs with $\{100, 100, 100, 100, 100, 500, 500\}$ nodes, and $\{0.075, 0.1, 0.25, 0.5, 0.75, 0.01, 0.1\}$ edge densities, respectively.

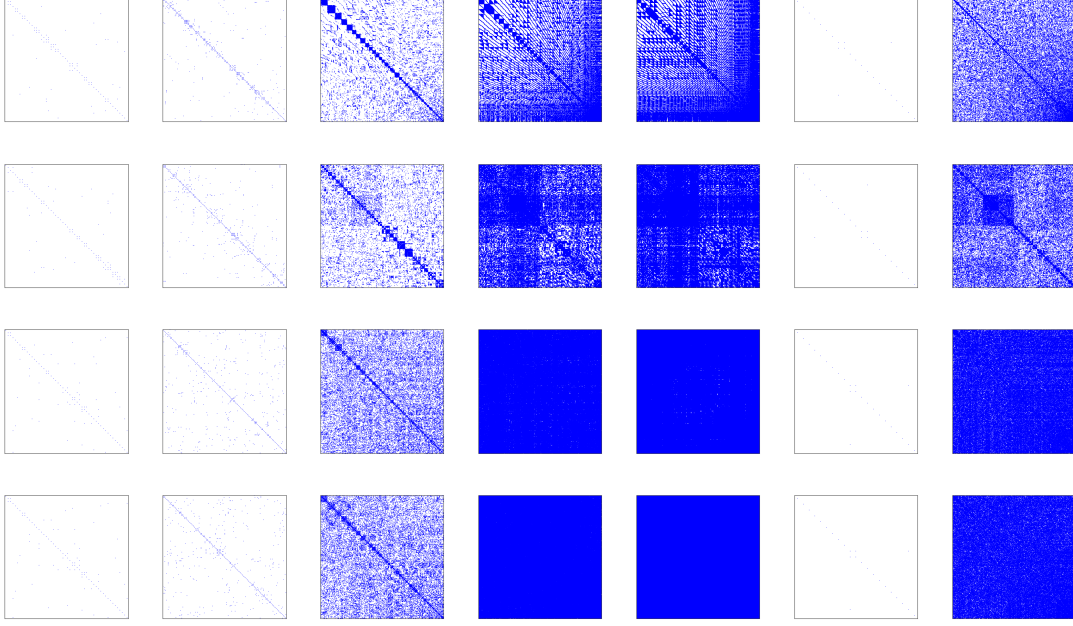


Figure 5: Sparsity patterns for Δ_2 and its various reorderings for simplicial complexes generated from Erdős-Rényi random graphs. The four rows from top to bottom show the sparsity pattern of Δ_2 and its reordering by number of nonzeros in a row, reverse Cuthill-McKee algorithm, and Sloan's algorithm, respectively. In each row, from left to right, the Δ_2 corresponds to Erdős-Rényi graphs with $\{100, 100, 100, 100, 100, 500, 500\}$ nodes, and $\{0.075, 0.1, 0.25, 0.5, 0.75, 0.01, 0.1\}$ edge densities, respectively.

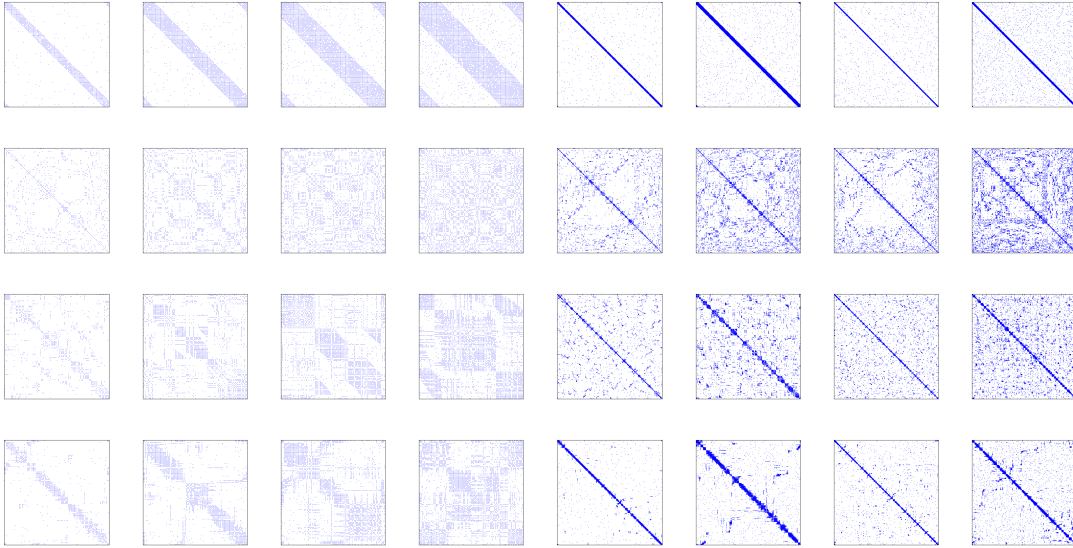


Figure 6: Sparsity patterns for Δ_0 and its various reorderings for simplicial complexes generated from Watts-Strogatz random graphs. The four rows from top to bottom show the sparsity pattern of Δ_0 and its reordering by vertex degree, reverse Cuthill-McKee algorithm, and Sloan's algorithm, respectively. In each row, from left to right, the Δ_0 corresponds to Watts-Strogatz graphs with $\{100, 100, 100, 100, 500, 500, 1000, 1000\}$ nodes, and connections to $\{10, 20, 30, 40, 10, 20, 10, 20\}$ -nearest neighbors, respectively. The probability of rewiring an edge was fixed to be 0.1 for all the graphs.

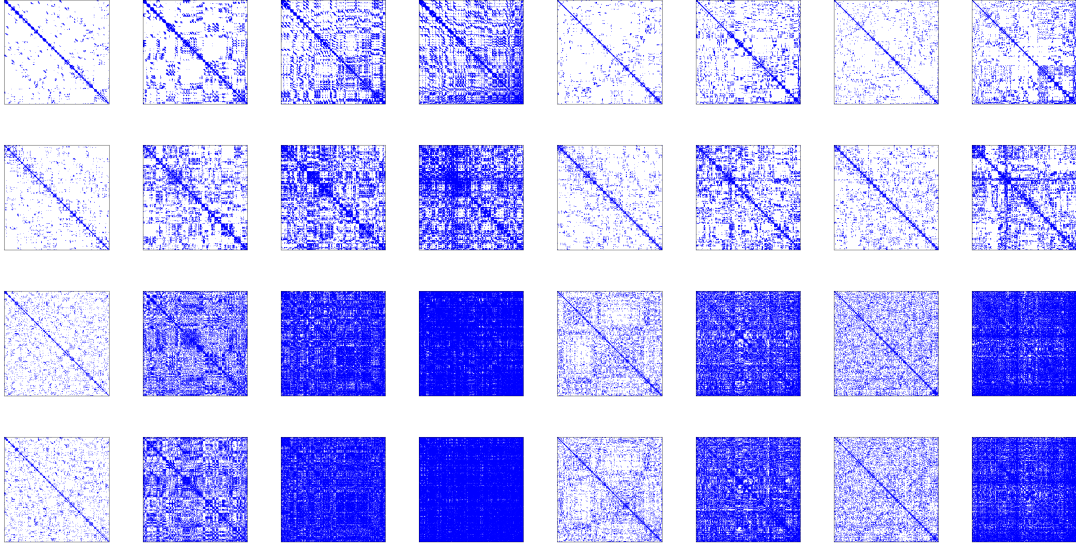


Figure 7: Sparsity patterns for Δ_2 and its various reorderings for simplicial complexes generated from Watts-Strogatz random graphs. The four rows from top to bottom show the sparsity pattern of Δ_2 and its reordering by number of nonzeros in a row, reverse Cuthill-McKee algorithm, and Sloan's algorithm, respectively. In each row, from left to right, the Δ_2 corresponds to Watts-Strogatz graphs with $\{100, 100, 100, 100, 500, 500, 1000, 1000\}$ nodes, and connections to $\{10, 20, 30, 40, 10, 20, 10, 20\}$ -nearest neighbors, respectively. The probability of rewiring an edge was fixed to be 0.1 for all the graphs.

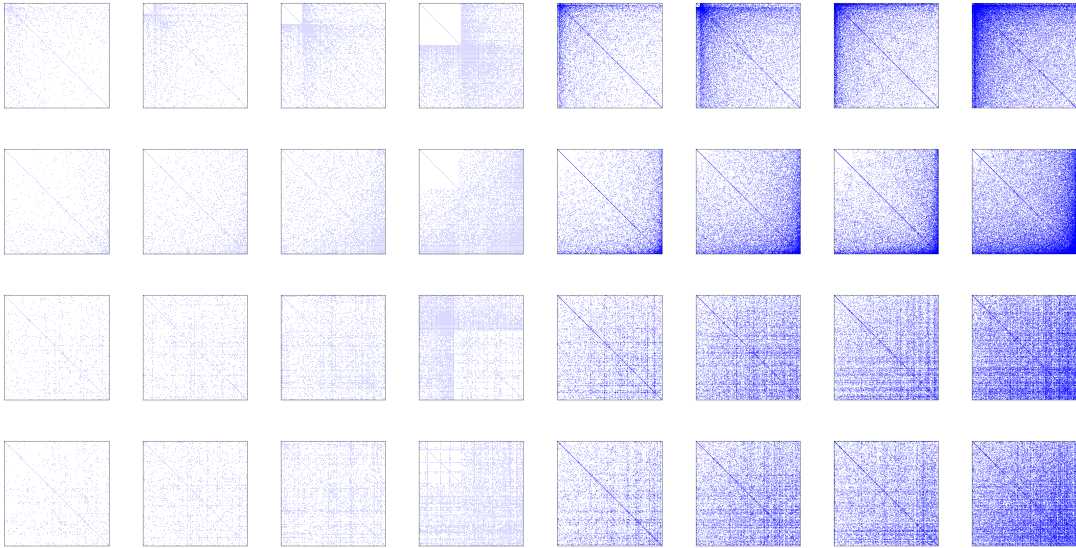


Figure 8: Sparsity patterns for Δ_0 and its various reorderings for simplicial complexes generated from Barabási-Albert scale-free graphs. The four rows from top to bottom show the sparsity pattern of Δ_0 and its reordering by number of nonzeros in a row, reverse Cuthill-McKee algorithm, and Sloan's algorithm, respectively. In each row, from left to right, the Δ_0 corresponds to Barabási-Albert graphs with $\{100, 100, 100, 100, 500, 500, 1000, 1000\}$ nodes, and number of edges $\{5, 10, 20, 40, 10, 20, 10, 20\}$ from a new node to existing nodes, respectively.

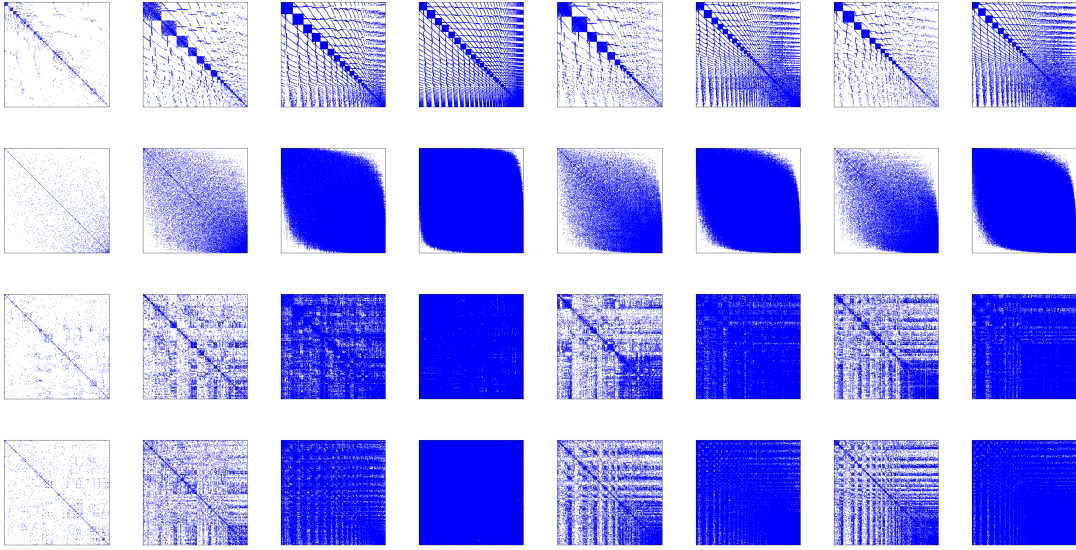


Figure 9: Sparsity patterns for Δ_2 and its various reorderings for simplicial complexes generated from Barabási-Albert scale-free graphs. The four rows from top to bottom show the sparsity pattern of Δ_2 and its reordering by number of nonzeros in a row, reverse Cuthill-McKee algorithm, and Sloan's algorithm, respectively. In each row, from left to right, the Δ_2 corresponds to Barabási-Albert graphs with $\{100, 100, 100, 100, 500, 500, 1000, 1000\}$ nodes, and number of edges $\{5, 10, 20, 40, 10, 20, 10, 20\}$ from a new node to existing nodes, respectively.

F Experiments on Clique Complexes

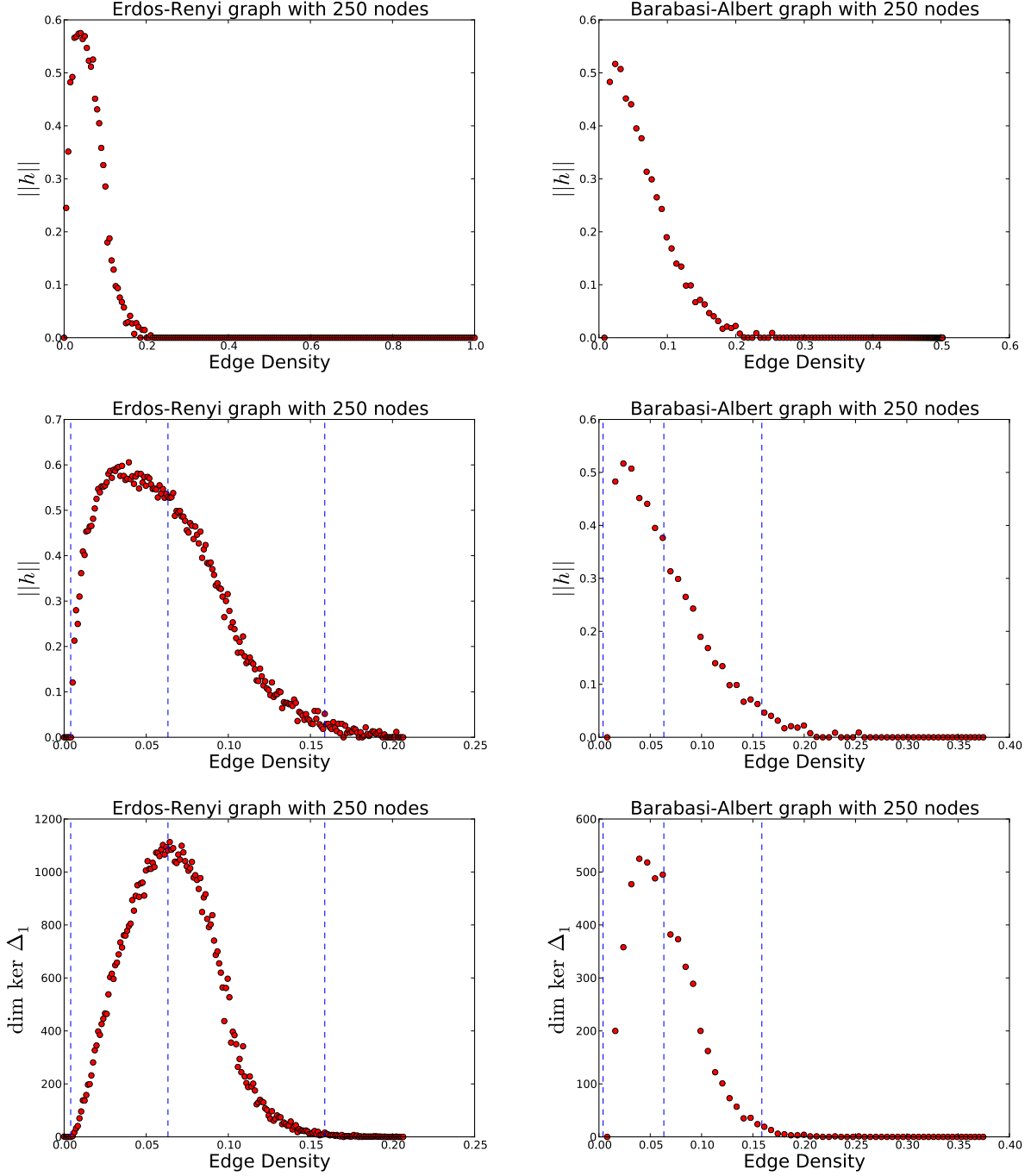


Figure 10: Results of experiments to verify Kahle's [36] bounds on cohomology dimension for clique complexes. The left column is results for Erdős-Rényi random graphs and the right for Barabási-Albert scale-free graphs. In each column, the first row depicts results for harmonic energy for a sequence of graphs with increasing edge density from 0 to 1. The second row again depicts harmonic energy but sampled in a narrower region of edge density that correspond to limits in [36]. The final row shows the dimension of kernel of Δ_1 in this narrower region of interest. It is to be noted that Kahle provides bounds only for Erdős-Rényi random graphs, however, our experiments suggest existence of similar bounds for Barabási-Albert scale-free graphs possibly as a modification of ones for Erdős-Rényi random graphs.