



WINTER

FOOTBALL

UTEP
MEDIA GUIDE



#EPMAD



TABLE OF CONTENTS

2 PREVIEW

- 3 Conference USA Notes
- 4 Miners At A Glance
- 5 Preseason Notes
- 9 Depth Chart
- 10 Alphabetical Roster
- 11 Numerical Roster

12 MEET THE MINERS

- 13 Returning Miners
- 48 Newcomers

57 COACHING STAFF

- 58 Dana Dimel - Head Coach
- 60 Mike Canales - Offensive Coordinator/Quarterbacks
- 62 Mike Cox - Defensive Coordinator/Linebackers
- 64 Joe Robinson - Special Teams Coordinator
- 66 Keith Burns - Secondary/Safeties
- 67 Mike Tuiasosopo - Defensive Line/Defensive Tackles
- 69 Remington Rebstock - Cornerbacks
- 70 Mike Simmonds - Offensive Line
- 72 Reggie Mitchell - Running Backs
- 74 Scotty Ohara - Wide Receivers
- 75 Jake Waters - Inside Wide Receivers
- 76 Nate Poss - Assistant Athletic Director for Football Operations
- 77 Matt Wallerstedt - Defensive Quality Control
- 79 Josh Oglesby - Offensive Quality Control
- 80 Barrick Nealy - Dir. of Player Development/High School Relations
- 81 Matt Rahl - Director of Recruiting
- 83 Kevin Schadt - Director of Strength and Conditioning
- 84 Coaching Staff
- 86 Support Staff

87 IN REVIEW

- 88 Game One at no. 7 Oklahoma
- 89 Game Two vs. Rice
- 90 Game Three vs. Arizona
- 91 Game Four at NM State
- 92 Game Five vs. WKU
- 93 Game Six at Southern Miss
- 94 Game Seven vs. UTSA
- 95 Game Eight at Middle Tennessee
- 96 Game Nine at North Texas
- 97 Game 10 vs. LA Tech
- 98 Game 11 at UAB
- 99 Game 12 vs. North Texas
- 100 Individual Statistics
- 101 Team Statistics
- 102 Defensive Statistics
- 103 Game Highs

104 AWARDS & HONORS

- 105 Conference Awards
- 107 Postseason All-Star Games
- 108 All-America Honors

110 IN THE PROS

- 111 Miners In The Pros
- 116 Miners In The NFL
- 118 Draft Picks

CREDITS

The 2018 UTEP Football Media Guide is a copyrighted publication of the UTEP Athletics Media Relations Office.

| | |
|----------------------|---|
| Managing Editor | Denise Mata |
| Editorial Assistance | Drew Bonney, Mark Brunner, Brandon Collins, Jeff Darby, Aaron Lozano |
| Layout and Design | Denise Mata |
| Cover Designs | Chris Munoz |

Official UTEP Photographer: Michael Reese

Additional Photography Provided by: Ivan Pierre Aguirre, Brian Kanof, Christ Chavez, El Paso Herald-Post Archives, El Paso Times (Ruben Ramirez & Mark Lambie), Getty Images (Drew Hallowell, Mario Prosperino), NCAA Photos, Ray Navarro, The Sun Bowl Association, University Communications (J.R. Hernandez, Laura Trejo), UTEP Library (Special Collections, Claudia Rivers).

Copy current as of July 11, 2018.

120 RECORDS

- 121 Individual Game Best- Total Offense/Rushing
- 124 Individual Game Best- Passing
- 126 Individual Game Best- Receiving
- 127 Individual Game Best- Scoring
- 128 Individual Game Best- Kicking, Extra Points (PATs), and Interceptions
- 129 Individual Game Best- Punting, Punt Returns, and Kickoff Returns
- 130 Individual Leaders - Total Offense
- 131 Individual Leaders - All-Purpose Yards
- 132 Individual Leaders - Rushing
- 134 Individual Leaders - Passing
- 136 Individual Leaders - Receiving
- 137 Individual Leaders - Scoring
- 139 Individual Leaders - Kicking
- 140 Individual Leaders - Interceptions
- 141 Individual Leaders - Defensive
- 143 Individual Leaders - Punting
- 144 Individual Leaders - Punt Returns
- 145 Individual Leaders - Kickoff Returns
- 147 Team Records
- 157 Miscellaneous Records
- 158 AP Top 25
- 159 Sun Bowl Highlights
- 160 Sun Bowl Records
- 162 Longest Plays
- 164 Bowl Game Records
- 179 Lettermen
- 185 Miner Greats
- 191 Game-by-Game Leaders
- 206 Yearly Results
- 233 Year-by-Year Team Stats

237 INSIDE UTEP

- 238 University of Texas at El Paso
- 239 President - Dr. Diana Natalicio
- 240 Athletic Director - Jim Senter
- 241 Sun Bowl Stadium
- 242 Miner Athletic Academic Center
- 243 Athletic Training Room
- 244 Athletic Weight Room

245 MEDIA

- 246 Media Information
- 247 UTEP on the Radio
- 248 Media Outlets





PREVIEW

Conference USA begins its 24th year in 2018-19 as it continues to compete and promote the success of its student-athletes. The league has adapted to the ever-changing landscape of collegiate athletics over nearly a quarter of a century, but the commitment to excellence, integrity, leadership and its student-athletes in competition, academics and community is unwavering.

Conference USA enjoys a far-reaching fan base with its 14 members: Charlotte, FIU, Florida Atlantic, Louisiana Tech, Marshall, Middle Tennessee, North Texas, Old Dominion, Rice, Southern Miss, UAB, UTEP, UTSA and WKU.

Debuted in 1995, Conference USA teams have combined for 109 bowl appearances in football, 108 NCAA Tournament appearances in basketball, including three Final Fours, 71 NCAA baseball appearances including six College World Series berths, 93 NCAA soccer tournament appearances including four trips to the College Cup, and 39 individual national champions in track and field and cross country.

Success is not limited to athletic achievement, however, as 231 Conference USA student-athletes have garnered Academic All-America honors, 775 have achieved academic all-district laurels and thousands of student-athletes have earned a college degree.

Conference USA sponsors competition in 19 sports – nine for men (baseball, basketball, cross country, football, golf, soccer, tennis, and indoor and outdoor track and field) and 10 for women (basketball, cross country, golf, soccer, softball, swimming and diving, tennis, indoor and outdoor track and field, and volleyball).

The league promotes the scholar-athlete ideal, honoring outstanding academic achievement with numerous conference-sponsored awards, including the Commissioner's Honor Roll and the Commissioner's Academic Medal as well as sport-specific All-Academic teams.

C-USA annually awards postgraduate scholarships, along with the Sport Academic Awards, Scholar-Athletes of the Year and the Institutional Academic Excellence Award. Additionally, Conference USA presents a Spirit of Service Award three times each year, recognizing student-athletes who excel on the field, in the classroom and give back to the community through significant service efforts and participation.

SUCCESS ON THE PLAYING FIELD

Conference USA performers have achieved great success in competition, placing the league among the top conferences in the nation.

FOOTBALL

- 109 teams have earned bowl bids
- Eligible for the College Football Playoff
- Conference USA has nine bowl affiliations through the 2019 season, securing a minimum of six berths annually. Conference USA has primary bowl tie-ins with the Bad Boy Mowers Gasparilla Bowl, Bahamas Bowl, Cheribundi Tart Cherry Boca Raton Bowl, Hawai'i Bowl, New Mexico Bowl, R+L Carriers New Orleans Bowl, and Zaxby's Heart of Dallas Bowl, along with secondary arrangements with the Frisco Bowl and the Walk-On's Independence Bowl.

MEN'S BASKETBALL

- 131 postseason teams (55 NCAA, 50 NIT, 13 CBI, 11 CIT, 2 LV16)
- One National Championship title game appearance
- Three Final Four teams
- Seven Elite Eight NCAA Tournament teams
- One NIT Champion and five NIT semifinalists
- 2 CBI Champions
- One CIT Champion
- Inaugural Las Vegas 16 Champion

WOMEN'S BASKETBALL

- 53 NCAA Tournament appearances
- 63 WNIT appearances
- One Sweet 16 NCAA Tournament team
- Three WNIT semifinalists
- Two WBI Champions

BASEBALL

- 71 NCAA appearances
- Six College World Series appearances (2009, 2008, 2007, 2006, 2005 and 2001)
- 14 Super Regional appearances
- Has produced at least four NCAA teams in 10 of the past 15 seasons

In addition to the numerous NCAA Tournament berths, C-USA has sent four men's soccer teams to the NCAA College Cup, three softball teams to the Women's College World Series and three volleyball teams to the NCAA Sweet 16. The league has also had 39 national champions in NCAA track and field competition, one national champion in diving, and numerous NCAA individual and team competitors in cross country, golf, swimming, tennis, and track and field. Overall, Conference USA teams and individuals have made more than 2,000 NCAA appearances.

SUCCESS OFF THE FIELD

C-USA institutions are among the nation's best in academic performance of student-athletes, bolstered by the fact that student-athletes at league schools have a higher graduation rate than the general student population. Among C-USA's 5,000 student-athletes, there are champions of the playing field as well. In 22 years, more than 33,000 student-athletes have been named to the Commissioner's Honor Roll or received the Commissioner's Academic Medal, indicative of outstanding achievement in the classroom.

C-USA ON TV

C-USA enjoys significant television exposure through partnerships with CBS Sports Network, Stadium, beIN SPORTS and ESPN. The multi-tiered selection process that is rooted in partnering with all four networks provides extensive national exposure for football, men's and women's basketball, and all other conference sports.

C-USA membership include institutions within eight of the Top 40 media markets and four in the Top 25 according to Nielsen. C-USA home markets this year will include more than 13 million TV households, a 30 percent increase from four years ago.

CUSA TV

CUSA.TV officially launched in the Summer of 2016 making all non-televised team sports available as part of a subscription package. The site offers all events in one location so fans can watch home and away matchups of their favorite team or season long events from their favorite sport. The site showcases weekly feature stories as well as postgame interviews, players of the week highlights and other exciting content.

C-USA IN THE COMMUNITY

The conference's current footprint is concentrated with 14 members in 10 states and a combined area population of more than 30 million. With a commitment to community involvement, the conference developed several initiatives to maintain strong ties in C-USA cities, as well as with fans and alumni across the country. C-USA schools also place a priority on giving back to their communities through volunteer service with local and national organizations. Individually, student-athletes are recognized each season through the Spirit of Service award.

GOVERNANCE

Conference USA has significant representation in the NCAA governance structure. The presidents of the member institutions serve as the league's Board of Directors.

A PROUD HISTORY

Conference USA was formed in 1995 and quickly emerged as one of the nation's top conferences. The conference unveiled its name, logo and commissioner April 24, 1995, in Chicago. The league's charter members were Charlotte, Cincinnati, DePaul, Houston, Louisville, Marquette, Memphis, Saint Louis, Southern Miss, Tulane, UAB and USF. Eleven of the institutions began athletic participation in 1995, while Houston joined competition in the fall of 1996.

The league's headquarters were established in Chicago and, after nine years, relocated to the current office in Irving, Texas. Britton Banowsky was named Commissioner in October 2002, succeeding Mike Slive, the league's first Commissioner. In October 2015, Judy MacLeod became the league's third Commissioner.

C-USA added East Carolina (September, 1996) and the United States Military Academy (March, 1997) as football members. ECU began league competition in 1997; Army in 1998 and UAB began football play in 1999. The league brought in TCU and ECU (1999) for all sports and they began competition in 2001. USF started C-USA football in 2003. Marshall, Rice, SMU, Tulsa, UCF and UTEP became full-time Conference USA members for all sports in 2005.

In 2013, charter member Charlotte returned to C-USA and was joined by new members FIU, Florida Atlantic, Louisiana Tech, Middle Tennessee, North Texas, Old Dominion and UTSA. WKU joined the league on July 1, 2014.

T MINERS AT A GLANCE

UNIVERSITY INFORMATION

Location..... El Paso, Texas
 Founded..... 1914
 Enrollment..... 25,000+
 Nickname..... Miners
 Colors..... Dark Blue, Orange, Silver Accent
 Conference..... Conference USA
 Stadium..... Sun Bowl (51,500)
 Surface..... Artificial (Classic HD CoolPlay)
 President..... Dr. Diana Natalicio
 Director of Athletics..... Jim Senter

FOOTBALL STAFF

Dana Dimel..... Head Coach
 (Kansas State, 1986)
 1st Season
 Mike Canales..... Offensive Coordinator/QBs
 Mike Cox..... Defensive Coordinator/LBs
 Joe Robinson..... Special Teams Coordinator
 Mike Tuiasosopo..... Defensive Line/Defensive Tackles
 Keith Burns..... Secondary/Safeties
 Remington Rebstock..... Cornerbacks
 Reggie Mitchell..... Running Backs
 Scotty Ohara..... Wide Receivers
 Jake Waters..... Inside Wide Receivers
 Mike Simmonds..... Offensive Line
 Barrick Nealy..... Player Development
 Nate Poss..... Football Operations
 Matt Rahl..... Recruiting Coordinator
 Josh Oglesby..... Off. Quality Control
 Matt Wallerstedt..... Def. Quality Control
 Kevin Schadt..... Strength and Conditioning

TEAM INFORMATION

Offensive Formation..... Spread Offense (Multiple Formations)
 Defensive Formation..... 4-2-5
 2016 Record:..... 0-12 (0-8 C-USA/7th West Division)
 Lettermen Returning..... 50 (22 offense/25 defense/3 special teams)
 Lettermen Lost..... 24 (12 offense/11 defense/1 special teams)
 Starters Returning..... 15 (7 offense/5 defense/3 special teams)
 Starters Lost..... 11 (4 offense/6 defense/1 special teams)

2018 SCHEDULE

| DATE | OPPONENT | TV COVERAGE | TIME |
|----------|-------------------|-------------|------------|
| Sept. 1 | Northern Arizona | ESPN3 | 5:30 p.m. |
| Sept. 8 | at UNLV | | TBD |
| Sept. 15 | at Tennessee | SEC Network | 10:00 a.m. |
| Sept. 22 | NM State | ESPN3 | 5:30 p.m. |
| Sept. 29 | at UTSA* | ESPN+ | 5:00 p.m. |
| Oct. 6 | North Texas* | beIN | 5:30 p.m. |
| Oct. 20 | at LA Tech* | ESPN+ | 1:30 p.m. |
| Oct. 27 | UAB* | ESPN+ | 5:30 p.m. |
| Nov. 3 | at Rice* | ESPN3 | 1:30 p.m. |
| Nov. 10 | Middle Tennessee* | ESPN+ | 1:00 p.m. |
| Nov. 17 | at WKU* | beIN | 5:30 p.m. |
| Nov. 24 | Southern Miss* | ESPN+ | 1:00 p.m. |

* Indicates Conference USA Game | All Times Mountain



STARTERS RETURNING

7 - OFFENSE

| NO. | NAME | POS. | CL. |
|-----|-----------------|------|-----|
| 12 | Ryan Metz | QB | SR |
| 20 | Josh Fields | RB | SO |
| 2 | Terry Juniel | WR | SR |
| 7 | Kavika Johnson | WR | SR |
| 35 | Forest McKee | FB | SO |
| 65 | Derron Gatewood | OL | SR |
| 61 | Ruben Guerra | OL | JR |

5 - DEFENSE

| NO. | NAME | POS. | CL. |
|-----|-------------------|------|-----|
| 11 | Denzel Chukwukelu | DE | JR |
| 95 | Trace Mascorro | DE | SO |
| 5 | Nik Needham | CB | SR |
| 24 | Kahani Smith | FS | SR |
| 1 | Kalon Beverly | CB | SR |

3 - SPECIAL TEAMS

| NO. | NAME | POS. | CL. |
|-----|--------------|-------|-----|
| 51 | Jake Sammut | LS | SR |
| 49 | Jason Filley | K | SR |
| 2 | Terry Juniel | KR/PR | SR |



T PRESEASON NOTES

THE DIMEL ERA BEGINS

Dana Dimel takes over as the 26th head coach in UTEP football history against Northern Arizona. Dimel has posted a 30-39 record as a collegiate head coach with stints at Wyoming (1997-99) and Houston (2000-02). In his last head coaching appearance on Nov. 30, 2002, Dimel's Houston Cougars knocked off Conference USA champion Louisville, 27-10, at John O'Quinn Field at Robertson Stadium. Dimel most recently served as the offensive coordinator, running backs coach and tight ends coach at his alma mater, Kansas State, from 2009-17. Dimel compiled the most wins of any offensive coordinator in college football from 2011-17 (61), and was a part of eight straight bowl appearances. Overall, he was involved with 12 bowl teams over 19 seasons in three separate tours of duty on the Wildcats staff.

FIRST SEASON AT THE HELM

The **Dana Dimel** era will begin on Sept. 1 against Northern Arizona in the Sun Bowl. Since **Bob Stull's** first season as head coach in 1986, UTEP head coaches are a combined 27-43-1 during their first season at the helm. On average, that is 4.5 wins per season. **Gary Nord** (2000) and **Mike Price** (2004) are the last two UTEP head coaches to finish with a winning record in their first seasons – Nord went 8-4 with a Crucial.com Humanitarian Bowl appearance and Price went 8-4 with a trip to the EV1.net Houston Bowl. Stull went 4-8 in 1986, but followed with a 7-4 campaign in 1987. **Sean Kugler** finished 2-10 in 2013, but directed the Miners to a 7-6 record the following year with a trip to the New Mexico Bowl.

THE TWO MIKE'S

UTEP Football Head Coach **Dana Dimel** brought in **Mike Canales** (offensive) and **Mike Cox** (defensive) as the coordinators. Canales will begin his 33rd season of coaching after serving as the quarterbacks coach at the University of Tennessee. Previously, Canales headed a successful North Texas offense for six seasons, while Cox served as linebackers coach at Kansas State for five seasons. Cox tutored five linebackers that earned All-Big 12 status.

2018 SCHEDULE BREAKDOWN

The 2018 UTEP football schedule will include six home games – Northern Arizona (Sept. 1), NM State (Sept. 22), North Texas (Oct. 6), UAB (Oct. 27), Middle Tennessee (Nov. 10) and Southern Miss (Nov. 24). The Miners will open against Northern Arizona as the two teams will meet for the first time since 1947. The Orange and Blue will travel to UNLV on Sept. 8 to take on the Rebels for the first time since 1993, while Tennessee and UTEP will play each other for the third time ever and first time since 1990. UTEP will meet NM State for the 96th time on Sept. 22.

BOWL OPPONENTS

UTEP will take on seven teams that advanced to a bowl game during the 2017 season. The Miners will see NM State (New Mexico Bowl), North Texas (R+L Carriers New Orleans Bowl), LA Tech (DXL Frisco Bowl), UAB (Bahamas Bowl), Middle Tennessee (Raycom Media Camellia Bowl), WKU (AutoNation Cure Bowl) and Southern Miss (Walk-On's Independence Bowl). NM State, LA Tech and MT each claimed victory in their respective bowls.

ROSTER BREAKDOWN

UTEP returns 50 lettermen (22 offensive, 25 defensive and three special teams) from the 2017 team. The Miners have 15 starters (seven offensive, five defensive and three special teams) coming back. The secondary returns three starters (**Nik Needham**, **Kahani Smith** and **Kalon Beverly**). Needham is the top defensive returner with 59 tackles (28 solo), eight pass breakups, one sack, one interception and one fumble recovery. The defense also returns 2017 All-Conference USA Freshman Team honoree **Trace Mascorro**. He started in 11 games as a freshman at nose guard. On offense, the Miners will rely on offensive lineman **Derron Gatewood**. The center has started in 27 games during his collegiate career and is a three-year letterwinner. The line also returns junior **Ruben Guerra** and sophomore **Greg Long**. Guerra made eight starts at the right tackle position last season. Long played in nine games and started in four as a true freshman, earning 2016 C-USA All-Freshman honors.

BACK IN THE ROTATION

Last season, two Miners suffered season-ending injuries early in the year. **Greg Long** (broken foot) experienced season-ending injuries during the Miners' first home game. Long started in the first two games of the 2017 season at the right tackle position. He was part of the offensive line that only surrendered one sack at no. 7



T PRESEASON NOTES



Oklahoma. Junior **Quardraiz Wadley** hurt his shoulder during 2017 spring ball and was expected to miss the season. The Kennedale, Texas, native made a speedy recovery and made a comeback during the NM State game, where he rushed for 77 yards. He went on to produce a breakout game at Army, making his first collegiate start and rushing for a career-high 156 yards on a career-most 28 carries (5.6 avg.). The running back scored his first career touchdown and registered his first career reception (15 yards). Wadley would once again be plagued by injuries, suffering a knee injury (WKU) and a collarbone injury (Middle Tennessee) and was forced to miss the remainder of the season. Both Miners are expected to compete for starting spots this upcoming season.

ADDING DEPTH

Kai Locksley is expected to add competition at the quarterback spot. The Iowa Western transfer was named the 2017 Spalding NJCAA Offensive Player of the Year and earned first-team All-America honors following a stellar sophomore season. He guided the Reivers to an 11-1 overall record and a victory in The Graphic Edge Bowl. The Fort Washington, Md., native accounted for 40 total touchdowns in 2017. He threw for 2,238 yards on 176-of-265 passing (66.4 percent) with 20 passing scores and only six interceptions. The quarterback rushed for 705 yards on 112 attempts (6.3 avg.) and a team-best 20 rushing scores. Wide receiver **Justin Garrett** played in 10 games at Cerritos College in 2017. He led the Falcons in receptions (38), receiving yards (592) and receiving touchdowns (five). Garrett capped the year with a season-high 153 yards on six receptions (25.5 avg.) with a campaign-best three receiving scores and a season-long 80-yard touchdown reception versus Ventura. **Gamaliel Barboza** comes to UTEP from Tyler Junior College. The sophomore played in eight games and helped Tyler average 30.3 points per game and 375.4 yards of total offense per game. On defense, **CJ Reese** is expected to contribute early. The senior transfer from Kansas State played three seasons for the Wildcats and saw action in eight games. Defensive back **Justin Prince** led Long Beach City College with 66 tackles (22 solo) as a freshman. He added 2.5 tackles for loss, one fumble recovery, one interception and two pass breakups.

WATCHING GATEWOOD BLOCK

Senior starting center Derron Gatewood was named to the Rimington Trophy Spring Watch List as announced by the selection committee on May 30. The Rimington Trophy is presented annually to the most outstanding center in NCAA Division I college football. Gatewood will be in the spotlight on the offensive line in 2018 after starting 10 games at the center position last season. The Odessa, Texas, native also garnered All-Conference USA honorable mention recognition last season. Gatewood made his big splash in 2016 when he started all 12 games, playing both center and right guard. The winning center will be recognized at the Rimington Trophy Presentation at the Rococo Theater in Lincoln, Neb. on Saturday, January 12, 2019.

UNDER CENTER

There are five quarterbacks listed on the 2018 roster, led by senior **Ryan Metz**. Junior transfer **Kai Locksley** – the 2017 Spalding NJCAA Offensive Player of the Year at Iowa Western – brings great size (6'4, 200 pounds) to the position and sophomore **Mark Torrez** brings experience as he played in seven contests in 2017. Freshmen **Calvin Brownholtz** and **Alex Fernandes** will provide depth at the position.

MORE ON METZ

Ryan Metz will enter his senior campaign ranked no. 10 on the program's all-time completion list with 275. Metz is 23 completions away from the no. 9 spot. Metz has also tossed 23 scores during his career, needing one to crack the program's top 10 list. Metz has also been responsible for 26 touchdowns, needing eight to crack the school's top 10 list. The El Paso native fought off injuries during his junior campaign, but showed the ability to lead as he put up nice numbers his sophomore campaign – he threw for 14 touchdowns and only four interceptions on 130-of-201 passing for 1,375 yards. Metz's 64.7 completion percentage in 2016 ranked second on UTEP's single-season list.

RUNNING THE BALL

The 2018 roster will feature five capable tailbacks who can grind out yards. Junior **Quardraiz Wadley** played in four games, while starting in a trio of contests. Wadley missed most of the season due to injury, but did lead the team at 69.2 yards per game. Wadley gained 277 yards on 58 carries (4.8 avg.) with a score. The Kennedale, Texas, native gained 77 yards on 19 attempts at NM State in his first action of 2017 and followed with a career-high 156 yards at Army along with his first collegiate touchdown, and also hauled in a 15-yard reception that set up a touchdown on the next play. Sophomore **Joshua Fields** led the team in rushing as a true freshman. The El Paso native gained 362 yards on 89 carries and scored a pair of touchdowns. Fields' first score came against UTSA, while he gained 44 yards. He also gained

PRESEASON NOTES

87 yards at Middle Tennessee and another 45 against North Texas, but followed with a career-best 137 yards on 23 carries against LA Tech in the Sun Bowl. Junior **TK Powell** rushed for 124 yards on 16 attempts (7.8 avg.) against LA Tech during the 2015 season. Junior **Treyvon Hughes**, who returned to running back from linebacker, will provide size (6'1, 237 pounds), while sophomore **Ronald Awatt** also provides a bruising frame (5'11, 205 pounds).

HUGHES TO RUNNING BACK

Treyvon Hughes enters his third season as a UTEP Miner. The junior came to UTEP in 2015 as a running back and played in nine games as a true freshman. Hughes registered a season high in carries (six) and yards (36) at Old Dominion. In 2016, he missed the season due to injury. Hughes was switched to linebacker during the 2017 fall camp. Hughes played in all 12 games and made six starts at linebacker. He recorded 40 tackles, two quarterback hurries and 0.5 tackle for loss. Hughes returned to running back this spring.

STEADY EDDIE

Eddie Sinegal will start his third season with his hometown team in 2018. The graduate of Andress High School has 46 receptions for 482 yards in his career. Sinegal, though, has produced the Miners' only 100-yard receiving game the last two years after tallying 102 yards on six receptions at LA Tech in 2016.

BROWN DELIVERS

Erik Brown joined the UTEP football program before the midway point of last season, making four starts in nine games played. Brown recorded 151 yards on 12 receptions with a long catch of 38 yards. Brown recorded season-high 52 yards on a trio of catches against UTSA, and registered 34 yards on two receptions at Southern Miss.

IN THE NIK OF TIME

Senior **Nik Needham** looks to lead the way for the Miner defense. The corner has recorded 24 pass breakups during his career and ranks tied for second with five other players on the program's all-time list. Needham only needs two pass breakups to be the overall leader in UTEP history. Last season, he registered a career-high 59 tackles (28 solo), eight pass breakups, 4.5 tackles for loss, a sack, an interception and a fumble recovery. Needham garnered 2017 All-Conference USA honorable mention recognition. In 2016, the Buena Park, Calif. native racked up a total of 11 pass breakups, which marked the most in program history since 2010.

LOADED SECONDARY

The Miner secondary brings depth to the two-deep. Corners **Kalon Beverly** and **Nik Needham** have produced a total of 57 combined starts. Beverly started in 10 games and recorded a career-high 44 tackles (24 solo), 2.5 tackles for loss and a forced fumble in 2017. Last season, Needham ranked second amongst defensive backs with 59 stops. Both corners notched a total of eight pass breakups. **Kahani Smith** made his debut, starting in seven games last season for the Orange and Blue. The safety led UTEP's defense with two touchdowns – a 52-yard pick-six and a 45-yard scoop-and-score. The senior tallied 46 stops (30 solo) and three passes defended. Juniors **Michael Lewis** and **Justin Rogers** have combined for 21 starts. Lewis notched 47 tackles, while Rogers recorded 39 stops, one forced fumble, two interceptions, one quarterback hurry and two pass breakups last season. Rogers earned 2016 C-USA All-Freshman honors after posting 17 tackles (10 solo) and ranking second on the team with seven breakups.

RARE ACHIEVEMENT

UTEP's **Kahani Smith** was one of four Conference USA players to score a pair of defensive touchdowns in 2017. The effort tied for the league lead, while Smith became the first Miner since 2007 (**Quintin Demps**) to produce two defensive scores. Smith took back a pick-six 52 yards at Army, and scooped up a fumble and dashed 45 yards to paydirt at North Texas. Smith was one of two defensive players to score on an interception and a fumble recovery. Marshall's Chris Jackson returned a fumble 15 yards for a score and returned an interception 72 yards for a touchdown. LA Tech's Darryl Lewis and Southern Miss' Kelsey Douglas each returned a pair of interceptions for scores in 2017.



T PRESEASON NOTES

SOLID RETURNEES ON THE D-LINE

Trace Mascorro (11 starts), **Denzel Chukwukelu** (eight starts), **Dedrick Simpson** (four starts) and **Sani Buckingham** (three starts) each played significant time on the defensive line last season, combining for 26 starts. Mascorro was named to the Conference USA All-Freshman team after scoring a touchdown on a fumble return at NM State, tallying 29 tackles, 4.0 tackles for loss and registering two quarterback hurries. Chukwukelu, who is listed at 6-foot-4, 295 pounds, took up space and recorded 20 tackles with 2.0 tackles for loss in 11 games played. Simpson registered 14 stops with 1.5 tackles for loss and a quarterback sack, and Buckingham tallied nine tackles and a pair of hurries.

JUNIEL'S SPECIAL EFFORT

Senior return specialist **Terry Juniel** was recognized in the most recent issue of Dave Campbell's Texas Football Magazine. The publication listed Juniel as second team All-Texas as a special teams player. Juniel finished 2017 ranked third in Conference USA with a 25.4 kickoff return average (533 yards on 21 returns), with a long return of 59 yards at Southern Miss. He finished with 75 yards on a pair of returns against the Golden Eagles. Juniel also showed the ability to catch the ball as he led the team in receptions (23) for 224 yards (ranked second on team). Juniel added a career-best five catches at USM and recorded a career-high 82 yards on four receptions against Arizona. The Surprise, Ariz., native also paced the Miners in all-purpose yards (812) and average per game (67.7). Juniel also returned 13 punts, with a long punt return of 35 yards against WKU.

FOSTER, A KEY RETURNEE

Junior **Keynan Foster**, who saw success returning kickoffs over the first four games in 2017, unfortunately missed the remainder of the season due to injury. But Foster provided more speed and depth at the kickoff return position, while also making one start at the slot receiver position against Arizona. Foster returned nine kickoffs for 205 yards (22.8 avg.) and hauled in three passes for 23 yards, while also rushing for 19 yards on a pair of attempts (9.5 avg.).

FILLEY SPECIAL

After seeing time on the scout team for a pair of seasons, senior **Jason Filley** finally saw game action in 2017. The El Paso native and Coronado High School graduate went 2-for-3 on field goals and connected on a perfect 7-for-7 on PATs. Filley scored his first collegiate points in front of his hometown fans as he made both PAT attempts against UTSA.

VILES'S FIRST SEASON

Brady Viles led UTEP with 14 points in 2017. Viles connected on 11-of-12 PATs, while his first career field goal kick was a successful 53-yard attempt against Arizona. His 53-yard boot is the longest first made attempt in UTEP history during the modern era. Viles connected on a career-high 3-of-3 PATs. Viles was primarily used on kickoffs (32 KO for 1,922 yards [60.1 avg.] with 21 touchbacks).

FROM RUGBY TO FOOTBALL

Mitchell Crawford will compete for the starting punter position heading into the 2018 season. The native of Australia was the leading goal kicker in the Black Diamond AFL (Australian Football League) while a member of the Newcastle City Blues in 2016.

OPPONENT KICKOFF RETURNS

UTEP ranked first in Conference USA and seventh in the FBS in opponent kickoff return average (16.9) in 2017. UTEP ranked fourth (20.3) in 2016 and seventh (21.7) in 2015.



DEPTH CHART

OFFENSE

| | | | | | | |
|-----------------------------|----|------------------|------|-----|----|--------------------------|
| LT | 61 | Ruben Guerra | 6-4 | 310 | JR | Bakersfield, Calif. |
| | 63 | Josiah Gray | 6-4 | 305 | SO | Rancho, Calif. |
| LG | 73 | Bobby DeHaro | 6-4 | 290 | FR | El Paso, Texas |
| | 69 | Markos Lujan | 6-3 | 315 | JR | El Paso, Texas |
| C | 65 | Derron Gatewood | 6-2 | 297 | SR | Odessa, Texas |
| | 74 | Bijan Hosseini | 6-3 | 300 | SR | Upland, Calif. |
| G | 77 | Greg Long | 6-4 | 295 | SO | El Paso, Texas |
| | 71 | Robert Lazarin | 6-3 | 310 | FR | El Paso, Texas |
| RT | 72 | Jerrod Brooks | 6-6 | 312 | SR | Dallas, Texas |
| | 55 | Gamaliel Barboza | 6-4 | 295 | SO | Castroville, Texas |
| WR (Y) -OR- | 18 | David Lucero | 6-5 | 240 | SR | Holtville, Calif. |
| | 86 | Josh Weeks | 6-3 | 250 | JR | Show Low, Ariz. |
| WR (Z) | 10 | Warren Redix | 5-10 | 185 | SR | El Paso, Texas |
| | 11 | Erik Brown | 6-1 | 175 | SR | Fontana, Calif. |
| WR (X) -OR- | 7 | Kavika Johnson | 6-1 | 205 | SR | Las Cruces, N.M. |
| | 83 | Tre'Shon Wolf | 6-0 | 165 | FR | Victoria, Texas |
| | 9 | Alan Busey | 6-1 | 195 | JR | Anchorage, Alaska |
| WR (A) -OR- | 2 | Terry Juniel | 5-10 | 180 | SR | Surprise, Ariz. |
| | 26 | Walter Dawn Jr. | 5-6 | 165 | JR | Mesquite, Texas |
| | 5 | Kenyan Foster | 5-9 | 165 | JR | Lake Stevens, Wash. |
| QB -OR- -OR- | 12 | Ryan Metz | 6-3 | 210 | SR | El Paso, Texas |
| | 1 | Kai Locksley | 6-4 | 200 | JR | Fort Washington, Md. |
| | 3 | Mark Torrez | 6-0 | 190 | SO | El Paso, Texas |
| | 16 | Alex Fernandes | 6-3 | 205 | FR | Austin, Texas |
| RB -OR- | 4 | Quardraiz Wadley | 6-0 | 200 | JR | Kennedale, Texas |
| | 19 | Treyvon Hughes | 6-1 | 237 | JR | Waxahachie, Texas |
| | 6 | Joshua Fields | 5-9 | 195 | SO | El Paso, Texas |
| FB | 35 | Forest McKee | 6-1 | 250 | SO | Las Cruces, N.M. |
| | 44 | Robert Pufahl | 5-11 | 245 | JR | Westlake Village, Calif. |

DEFENSE

| | | | | | | |
|-----------------------------|----|----------------------|------|-----|----|------------------------|
| END -OR- | 94 | C.J. Reese | 6-2 | 270 | GR | San Antonio, Texas |
| | 55 | Mike Sota | 6-5 | 280 | SR | Placentia, Calif. |
| TACKLE | 11 | Denzel Chukwukelu | 6-4 | 290 | JR | Rockwall, Texas |
| | 85 | Sani Buckingham | 6-4 | 292 | JR | Tafuna, American Samoa |
| END | 95 | Trace Mascorro | 6-1 | 260 | SO | Refugio, Texas |
| | 32 | Christian Johnson | 6-2 | 255 | SO | El Paso, Texas |
| WILL -OR- | 9 | Jayson VanHook | 6-2 | 215 | JR | Perris, Calif. |
| | 7 | Kal'ai Griffin | 6-1 | 225 | JR | Bethesda, Md. |
| MIKE | 3 | Sione Tupou | 5-11 | 230 | SO | Allen, Texas |
| | 29 | Jamar Smith | 5-10 | 230 | SR | Lyons, Ga. |
| SAM | 6 | Dylan Parsee | 6-2 | 220 | JR | San Angelo, Texas |
| | 17 | Chris Barnwell | 6-2 | 225 | SO | El Paso, Texas |
| CB -OR- | 5 | Nik Needham | 6-0 | 203 | SR | Buena Park, Calif. |
| | 30 | Deaumonjae Banks | 6-1 | 190 | FR | El Paso, Texas |
| | 10 | Khalil Rashaad-Brown | 5-10 | 195 | JR | Carson, Calif. |
| FS | 24 | Kahani Smith | 6-1 | 190 | SR | Los Angeles, Calif. |
| | 18 | Jerrell Brown | 6-1 | 195 | JR | Perris, Calif. |
| SS -OR- -OR- | 2 | Michael Lewis | 6-0 | 192 | JR | Trinity, Texas |
| | 18 | Jerrell Brown | 6-1 | 195 | JR | Perris, Calif. |
| | 12 | Adrian Hyson | 5-10 | 195 | SR | Corpus Christi, Texas |
| NICKEL | 13 | Justin Rogers | 5-11 | 195 | JR | Los Angeles, Calif. |
| | 21 | Justin Prince | 5-10 | 195 | SO | Inglewood, Calif. |
| CB | 1 | Kalon Beverly | 6-1 | 195 | SR | New Orleans, La. |
| | 8 | Juleion Bowers | 5-9 | 170 | FR | Midland, Texas |

T ALPHABETICAL ROSTER

| NO. | NAME | POS. | HT. | WT. | CL. | EXP. | HOMETOWN/PREVIOUS SCHOOL | NO. | NAME | POS. | HT. | WT. | CL. | EXP. | HOMETOWN/PREVIOUS SCHOOL |
|-----|----------------------|------|------|-----|-----|------|--|-----|----------------------|------|------|-----|-----|------|--|
| 23 | Praise Amaewhule | DE | 6-3 | 225 | FR | HS | Katy, Texas/Katy Taylor HS | 1 | Kai Locksley | QB | 6-4 | 200 | JR | TR | Fort Washington, Md./Iowa CC |
| 22 | Ronald Awatt | RB | 5-11 | 205 | SO | O/L | Lubbock, Texas/Frenship HS | 33 | Nathan Logoleo | DB | 6-0 | 235 | FR | HS | Gardengrove, Calif./Mater Dei HS |
| 40 | Gavin Baechle | K/P | 6-1 | 160 | FR | HS | McKinney, Texas/McKinney HS | 77 | Greg Long | OL | 6-4 | 295 | SO | 1L | El Paso, Texas/Eastwood HS |
| 84 | Ricky Baker | WR | 6-0 | 175 | FR | HS | Plano, Texas/Prestonwood Christian Academy | 18 | David Lucero | TE | 6-5 | 240 | SR | 1L | Holtville, Calif./Arizona Western College |
| 30 | Deaumontjae Banks | DB | 6-1 | 190 | FR | RS | El Paso, Texas/Chapin HS | 69 | Markos Lujan | OL | 6-3 | 315 | JR | 1L | El Paso, Texas/Americas HS |
| 55 | Gamaliel Barboza | OL | 6-4 | 295 | SO | TR | Castroville, Texas/Tyler Junior College | 95 | Trace Mascorro | DE | 6-1 | 260 | SO | 1L | Refugio, Texas/Refugio HS |
| 17 | Chris Barnwell | LB | 6-2 | 225 | SO | 1L | El Paso, Texas/Eastlake HS | 35 | Forest McKee | FB | 6-1 | 250 | SO | 1L | Las Cruces, N.M./Oñate HS |
| 70 | Sheldon Benson | OL | 6-2 | 305 | FR | HS | Schertz, Texas/Schertz Clemens HS | 12 | Ryan Metz | QB | 6-3 | 210 | SR | 3L | El Paso, Texas/Andress HS |
| 1 | Kalon Beverly | DB | 6-1 | 195 | SR | 3L | New Orleans, La./Edna Karr HS | 25 | Jonathan Millan | FB | 5-9 | 217 | SO | O/L | El Paso, Texas/Coronado HS |
| 8 | Juleion Bowers | DB | 5-9 | 170 | FR | RS | Midland, Texas/Midland HS | 44 | Jenson Misaalefua | DT | 6-2 | 335 | FR | HS | Carson, Calif./Carson HS |
| 72 | Jerrod Brooks | OL | 6-6 | 312 | SR | 3L | Dallas, Texas/Seagoville HS | 75 | Andrew Myers | OL | 6-4 | 302 | FR | HS | SAn Marcos, Calif./San Marcos HS |
| 11 | Erik Brown | WR | 6-1 | 190 | SR | 1L | Fontana, Calif./Riversie CC | 13 | Andrew Nwachukwu | WR | 6-3 | 205 | FR | HS | Wylie, Texas/Wylie HS |
| 18 | Jerrell Brown | DB | 6-1 | 195 | JR | 2L | Perris, Calif./Citrus Hill HS | 5 | Nik Needham | DB | 6-0 | 203 | SR | 3L | Buena Park, Calif./Buena Park HS |
| 15 | Calvin Brownholtz | QB | 6-1 | 200 | FR | HS | Carmichael, Calif./Jesusi HS | 64 | Nathan O'Quin | OL | 6-4 | 280 | FR | HS | Clayton, N.Y./Andress HS |
| 92 | Christian Buckingham | DT | 6-3 | 280 | SR | 1L | Tafuna, American Samoa/El Paso CC | 97 | Josh Ortega | DT | 6-2 | 285 | SO | 1L | El Paso, Texas/Montwood HS |
| 85 | Sani Buckingham | DT | 6-4 | 292 | JR | 2L | Tafuna, American Samoa/Home School | 6 | Dylan Parsee | LB | 6-2 | 220 | JR | 2L | San Angelo, Texas/San Angelo Central HS |
| 43 | Ueese Buckingham | LB | 5-11 | 220 | FR | RS | Tafuna, American Samoa/SA HS | 28 | Jonathan Patrick | WR | 6-0 | 170 | FR | HS | Houston, Texas/Cypress Falls HS |
| 9 | Alan Busey | WR | 6-1 | 195 | JR | RS | Anchorage, Alaska/Chabot CC | 78 | Jaime Perales | OL | 6-2 | 295 | FR | RS | El Paso, Texas/Cathedral HS |
| 22 | Josh Caldwell | DB | 6-0 | 170 | SO | TR | Long Beach, Calif./Cerritos College | 67 | Solomon Polk | OL | 6-7 | 290 | FR | HS | El Paso, Texas/Andress HS |
| 11 | Denzel Chukwukelu | DT | 6-4 | 290 | JR | 2L | Rockwall, Texas/Rockwall Heath HS | 82 | Erin Portillo | WR | 5-7 | 170 | SO | RS | El Paso, Texas/Western New Mexico University |
| 46 | Mitchell Crawford | P | 6-0 | 185 | JR | TR | Townsville, Queensland, Aus. | 23 | TK Powell | RB | 5-11 | 195 | JR | 1L | Fort Worth, Texas/Chisum HS |
| 27 | Kriston Davis | RB | 5-9 | 180 | FR | HS | St. Louis, Mo./Bellville West HS | 21 | Justin Prince | DB | 5-9 | 195 | SO | TR | Inglewood, Calif./Long Beach City College |
| 26 | Walter Dawn Jr. | WR | 5-6 | 165 | JR | 2L | Mesquite, Texas/Poteet HS | 44 | Robert Pufahl | FB | 5-11 | 245 | JR | O/L | Westlake Village, Calif./Oaks Christian HS |
| 73 | Bobby DeHaro | OL | 6-4 | 290 | FR | RS | El Paso, Texas/Montwood HS | 50 | Jimmy Quemado | DT | 5-11 | 262 | JR | O/L | Honolulu, Hawaii/St. Louis HS |
| 38 | Winston Dimel | FB | 6-1 | 242 | GR | TR | Manhattan, KS/Kansas St. | 10 | Khalil Rashaad-Brown | DB | 5-10 | 185 | JR | O/L | Carson, Calif./Long Beach City College |
| 80 | Camryn Curtis Dozier | WR | 6-1 | 175 | JR | O/L | Houston, Texas/Benedictine College | 10 | Warren Redix | WR | 5-10 | 185 | SR | 3L | El Paso, Texas/Montwood HS |
| 39 | Robert Escobedo | DB | 5-10 | 200 | FR | RS | El Paso, Texas/Faith Christian HS | 94 | CJ Reese | DE | 6-2 | 270 | GR | TR | San Antonio, Texas/Kansas State |
| 16 | Alex Fernandes | QB | 6-3 | 205 | FR | RS | Austin, Texas/Vandegrift HS | 99 | Chris Richardson | DL | 6-3 | 298 | JR | 1L | Oak Hills, Calif./Oak Hills HS |
| 6 | Joshua Fields | RB | 5-9 | 195 | SO | 1L | El Paso, Texas/Americas HS | 14 | Richie Rodriguez | WR | 5-9 | 180 | FR | RS | El Paso, Texas/Eastwood HS |
| 49 | Jason Filley | K/P | 6-0 | 197 | SR | 1L | El Paso, Texas/Coronado HS | 36 | Justin Rone | DB | 5-8 | 180 | FR | HS | El Paso, Texas/Franklin HS |
| 24 | Reynaldo Flores | RB | 6-0 | 200 | FR | RS | El Paso, Texas/Ysleta HS | 13 | Justin Rogers | DB | 5-11 | 195 | JR | 2L | Los Angeles, Calif./Los Angeles HS |
| 47 | Stephen Forester | LB | 6-1 | 235 | JR | 2L | Dallas, Texas/Dallas Christian HS | 26 | Elijah Ruiz | LB | 6-2 | 210 | FR | HS | El Paso, Texas/Franklin HS |
| 5 | Keynan Foster | WR | 5-9 | 165 | JR | 1L | Mill Creek, Wash./Florida A&M | 20 | Jake Sammut | LS | 5-8 | 170 | SR | 1L | Mohave Valley, Ariz./College of Canyons |
| 17 | Justin Garrett | WR | 5-11 | 185 | JR | TR | Compton, Calif./Cerritos College | 59 | Dedrick Simpson | DT | 6-3 | 300 | SO | 1L | Houston, Texas/Dobie HS |
| 65 | Derron Gatewood | OL | 6-2 | 297 | SR | 3L | Odessa, Texas/Permian HS | 21 | Eddie Sinegal | WR | 6-1 | 175 | JR | 2L | El Paso, Texas/Andress HS |
| 32 | Sergio Gonzalez | LB | 5-10 | 230 | FR | RS | El Paso, Texas/UTPB | 29 | Jamar Smith | LB | 5-10 | 230 | SR | 1L | Lyons, Ga./Holmes CC |
| 63 | Josiah Gray | OL | 6-4 | 305 | SO | RS | Rancho, Calif./Rancho Cucamonga | 24 | Kahani Smith | DB | 6-1 | 190 | SR | 1L | Los Angeles, Calif./Riverside CC |
| 7 | Kalarii Griffin | LB | 6-1 | 225 | JR | 1L | Bethesda, Md./Ventura CC | 55 | Mike Sota | DE | 6-5 | 280 | SR | 2L | Placentia, Calif./Valencia HS |
| 61 | Ruben Guerra | OL | 6-4 | 310 | JR | 1L | Bakersfield, Calif./Liberty HS | 48 | Blake Thompson | DL | 6-1 | 240 | SO | HS | Houston, Texas/Cypress Falls HS |
| 4 | Broderick Harrell | DB | 5-11 | 205 | SO | HS | Lubbock, Texas/Frenship HS | 42 | Trent Thompson | TE | 6-2 | 270 | FR | HS | Houston, Texas/Cypress Falls HS |
| 68 | Zuri Henry | OL | 6-5 | 280 | FR | HS | Wylie, Texas/Wylie HS | 72 | Tiano Tialavea | DT | 6-3 | 315 | SO | RS | Seattle, Wash./O'Dea HS |
| 74 | Bijan Hosseini | OL | 6-3 | 300 | SR | O/L | Upland, Calif./Chaffey CC | 3 | Mark Torrez | QB | 6-0 | 190 | SO | 1L | El Paso, Texas/Eastwood HS |
| 45 | A.J. Hotchkins | LB | 6-1 | 230 | GR | TR | Portland, Ore./Riverside CC | 76 | Tristin Tuialuuluu | OL | 6-3 | 300 | FR | HS | El Paso, Texas/Del Valle HS |
| 19 | Treyvon Hughes | RB | 6-1 | 237 | JR | 2L | Carrollton, Texas/Hebron HS | 93 | Chuck Tuiolemotu | DE | 6-2 | 245 | FR | RS | Wahiawa, Hawaii/Chapin HS |
| 12 | Adrian Hynson | DB | 5-10 | 195 | SR | 3L | Corpus Christi, Texas/Flour Bluff HS | 31 | James Tupou | LB | 5-10 | 230 | FR | HS | Allen, Texas/Allen HS |
| 25 | Marcus Jenkins | DB | 6-0 | 170 | FR | RS | El Paso, Texas/Eastlake HS | 3 | Sione Tupou | LB | 5-11 | 230 | FR | RS | Allen, Texas/Allen HS |
| 35 | Savien Jenkins | DT | 6-0 | 275 | FR | HS | Schertz, Texas/Schertz Clemens HS | 4 | Anthony Ulmer | LB | 6-3 | 230 | FR | RS | Chicago, Ill./Chapin HS |
| 32 | Christian Johnson | DE | 6-2 | 255 | SO | 1L | El Paso, Texas/Parkland HS | 9 | Jayson VanHook | LB | 6-2 | 215 | SO | 1L | Perris, Calif./Citrus Hill HS |
| 7 | Kavika Johnson | WR | 6-1 | 205 | SR | 3L | Las Cruces, N.M./Mayfield HS | 8 | Brady Viles | K | 6-0 | 210 | JR | 1L | Fort Mohave, Ariz./Arizona Western College |
| 8 | Brandon Jones | QB | 6-2 | 205 | JR | TR | Bakersfield, Calif./Bakersfield College | 4 | Quardraiz Wadley | RB | 6-0 | 200 | JR | 2L | Kennedale, Texas/Kennedale HS |
| 2 | Terry Juniell | WR | 5-10 | 180 | SR | 2L | Surprise, Ariz./Glendale CC | 51 | Cal Wallerstedt | LB | 6-0 | 225 | FR | HS | Harrisburg, N.C./Hickory Ridge HS |
| 79 | Elijah Klein | OL | 6-4 | 300 | FR | HS | Mt. Baldy, Calif./Upland HS | 20 | Ray Walters | DB | 6-0 | 170 | FR | HS | Los Angeles, Calif./Locke HS |
| 34 | Thomas Lash | LB | 6-3 | 230 | JR | TR | Santa Barbara, Calif./Santa Barbara City College | 53 | Ryan Warren | LS | 6-2 | 175 | FR | HS | Gilbert, Ariz./Perry HS |
| 71 | Robert Lazzarin | OL | 6-3 | 310 | FR | RS | El Paso, Texas/Eastlake HS | 86 | Josh Weeks | TE | 6-3 | 250 | JR | 1L | Show Low, Ariz./BYU |
| 2 | Michael Lewis | DB | 6-0 | 192 | JR | 2L | Trinity, Texas/Trinity HS | 83 | Tre'Shon Wolf | WR | 6-0 | 165 | FR | RS | Victoria, Texas/Victoria East |
| | | | | | | | | 57 | Barron Wortham Jr. | LB | 5-11 | 220 | SO | O/L | Arlington, Texas/The Oakridge School |



NUMERICAL ROSTER

| NO. | NAME | POS. | HT. | WT. | CL. | EXP. | HOMETOWN/PREVIOUS SCHOOL | NO. | NAME | POS. | HT. | WT. | CL. | EXP. | HOMETOWN/PREVIOUS SCHOOL |
|-----|----------------------|------|------|-----|-----|------|--|-----|----------------------|------|------|-----|-----|--------------------------------|---|
| 1 | Kalon Beverly | DB | 6-1 | 195 | SR | 3L | New Orleans, La./Edna Karr HS | 32 | Christian Johnson | DE | 6-2 | 255 | SO | 1L | El Paso, Texas/Parkland HS |
| 1 | Kai Locksley | QB | 6-4 | 200 | JR | TR | Fort Washington, Md./Iowa Western CC | 33 | Nathan Logoleo | DB | 6-0 | 235 | FR | HS | Gardengrove, Calif./Mater Dei HS |
| 2 | Terry Juniel | WR | 5-10 | 180 | SR | 2L | Surprise, Ariz./Glendale CC | 34 | Thomas Lash | LB | 6-3 | 230 | JR | 2L | Santa Barbara, Calif./Santa Barbara City CC |
| 2 | Michael Lewis | DB | 6-0 | 192 | JR | 2L | Trinity, Texas/Trinity HS | 35 | Savien Jenkins | DT | 6-0 | 275 | FR | HS | Schertz, Texas/Schertz Clemens HS |
| 3 | Mark Torrez | QB | 6-0 | 190 | SO | 1L | El Paso, Texas/Eastwood HS | 35 | Forest McKee | FB | 6-1 | 250 | SO | 1L | Las Cruces, N.M./Oñate HS |
| 3 | Sione Tupou | LB | 5-11 | 230 | FR | RS | Allen, Texas/Allen HS | 36 | Justin Rone | DB | 5-8 | 180 | FR | HS | El Paso, Texas/Franklin HS |
| 4 | Broderick Harrell | DB | 5-11 | 205 | SO | 0L | Lubbock, Texas/Frenship HS | 38 | Winston Dimel | FB | 6-1 | 242 | SR | TR | Manhattan, Kan./Kansas St. |
| 4 | Quadraira Wadley | RB | 6-0 | 200 | JR | 2L | Kennedale, Texas/Kennedale HS | 39 | Robert Escobedo | DB | 5-10 | 200 | FR | RS | El Paso, Texas/Faith Christian HS |
| 5 | Keynan Foster | WR | 5-9 | 165 | JR | 1L | Lake Stevens, Wash./Florida A&M | 40 | Gavin Baechle | K/P | 6-1 | 160 | FR | HS | McKinney, Texas/McKinney HS |
| 5 | Nik Needham | DB | 6-0 | 203 | SR | 3L | Buena Park, Calif./Buena Park HS | 40 | Anthony Ulmer | LB | 6-3 | 230 | FR | RS | El Paso, Texas/Chapin HS |
| 6 | Joshua Fields | RB | 5-9 | 195 | SO | 1L | El Paso, Texas/Americas HS | 42 | Trent Thompson | TE | 6-2 | 270 | FR | HS | Houston, Texas/Cypress Falls HS |
| 6 | Dylan Parsee | LB | 6-2 | 220 | JR | 2L | San Angelo, Texas/San Angelo Central HS | 43 | Ueese Buckingham | LB | 5-11 | 220 | FR | RS | Tafuna, American Samoa/SA HS |
| 7 | Kavika Johnson | WR | 6-1 | 205 | SR | 3L | Las Cruces, N.M./Mayfield HS | 44 | Jenson Misaalefua | DT | 6-2 | 335 | FR | HS | Carson, Calif./Carson HS |
| 7 | Kalaai Griffin | LB | 6-1 | 225 | JR | 1L | Bethesda, Md./Ventura CC | 44 | Robert Pufahl | FB | 5-11 | 245 | JR | 1L | Westlake Village, Calif./Oaks Christian HS |
| 8 | Juleion Bowers | DB | 5-9 | 170 | FR | RS | Midland, Texas/Midland HS | 45 | A.J. Hotchkins | LB | 6-1 | 230 | GR | TR | Portland, Ore./Riverside CC |
| 8 | Brandon Jones | QB | 6-2 | 205 | JR | 2L | Bakersfield, Calif./Bakersfield College | 46 | Mitchell Crawford | P | 6-0 | 185 | JR | HS | Townsville, Queensland, Aus. |
| 8 | Brady Viles | K | 6-0 | 210 | JR | 1L | Fort Mohave, Ariz./Arizona Western College | 47 | Stephen Forester | LB | 6-1 | 235 | JR | 2L | Dallas, Texas/Dallas Christian HS |
| 9 | Alean Busey | WR | 6-1 | 195 | JR | OL | Anchorage, Alaska/Chabot CC | 48 | Blake Thompson | DL | 6-1 | 240 | SO | HS | Houston, Texas/Cypress Falls |
| 9 | Jayson VanHook | LB | 6-2 | 215 | SO | 1L | Perris, Calif./Citrus Hill HS | 49 | Jason Filley | K/P | 6-0 | 197 | SR | 1L | El Paso, Texas/Coronado HS |
| 10 | Khalil Rashaad-Brown | DB | 5-10 | 195 | JR | 0L | Carson, Calif./Long Beach City College | 50 | Jimmy Quemado | DT | 5-11 | 262 | JR | 0L | Honolulu, Hawaii/St. Louis HS |
| 10 | Warren Redix | WR | 5-10 | 185 | SR | 3L | El Paso, Texas/Montwood HS | 51 | Cal Wallerstedt | LB | 6-0 | 225 | FR | HS | Harrisburg, N.C./Hickory Ridge HS |
| 11 | Erik Brown | WR | 6-1 | 175 | SR | 1L | Fontana, Calif./Riverside CC | 53 | Ryan Warren | LS | 6-2 | 175 | FR | HS | Gilbert, Ariz./Perry HS |
| 11 | Denzel Chukwukelu | DT | 6-4 | 290 | JR | 2L | Rockwall, Texas/Rockwall Heath HS | 55 | Gamaliel Barboza | OL | 6-4 | 295 | SO | TR | Castroville, Texas/Tyler Junior College |
| 12 | Ryan Metz | QB | 6-3 | 210 | SR | 3L | El Paso, Texas/Andress HS | 55 | Mike Sota | DE | 6-5 | 280 | SR | 2L | Placentia, Calif./Valencia HS |
| 12 | Adrian Hynson | DB | 5-10 | 195 | SR | 3L | Corpus Christi, Texas/Flour Bluff | 57 | Barron Wortham Jr. | LB | 5-11 | 220 | SO | 0L | Arlington, Texas/The Oakridge School |
| 13 | Andrew Nwachukwu | WR | 6-3 | 205 | FR | HS | Wylie, Texas/Wylie HS | 59 | Dedrick Simpson | DT | 6-3 | 300 | SO | 1L | Houston, Texas/Dobie HS |
| 13 | Justin Rogers | DB | 5-11 | 195 | JR | 2L | Los Angeles, Calif./Los Angeles HS | 61 | Ruben Guerra | OL | 6-4 | 310 | JR | 1L | Bakersfield, Calif./Liberty HS |
| 14 | Richie Rodriguez | WR | 5-9 | 180 | FR | RS | El Paso, Texas/Eastwood HS | 63 | Josiah Gray | OL | 6-4 | 305 | SO | 0L | Rancho, Calif./Rancho Cucamonga |
| 14 | Tyson Wilson | DB | 5-10 | 160 | FR | HS | McKinney, Texas/McKinney HS | 64 | Nathan O'Quin | OL | 6-4 | 280 | FR | HS | Clayton, N.Y./Andress HS |
| 15 | Calvin Brownholtz | QB | 6-2 | 200 | FR | HS | Carmichael, Calif./Jesus HS | 65 | Derron Gatewood | OL | 6-2 | 297 | SR | 3L | Odessa, Texas/Permian HS |
| 16 | Alex Fernandes | QB | 6-3 | 205 | FR | RS | Austin, Texas/Vandegrift HS | 67 | Solomon Polk | OL | 6-7 | 290 | FR | HS | El Paso, Texas/Andress HS |
| 17 | Chris Barnwell | LB | 6-2 | 225 | SO | 1L | El Paso, Texas/Eastlake HS | 68 | Zuri Henry | OL | 6-5 | 280 | FR | HS | Wylie, Texas/Wylie HS |
| 17 | Justin Garrett | WR | 5-11 | 185 | JR | TR | Compton, Calif./Cerritos College | 69 | Markos Lujan | OL | 6-3 | 315 | JR | 1L | El Paso, Texas/Americas HS |
| 18 | Jerrell Brown | DB | 6-1 | 195 | JR | 2L | Perris, Calif./Citrus Hill HS | 70 | Sheldon Benson | OL | 6-2 | 305 | FR | HS | Schertz, Texas/Schertz Clemens HS |
| 18 | David Lucero | TE | 6-5 | 240 | SR | 1L | Holtville, Calif./Arizona Western College | 71 | Robert Lazarin | OL | 6-3 | 310 | FR | RS | El Paso, Texas/Eastlake HS |
| 19 | Treyvon Hughes | RB | 6-1 | 237 | JR | 2L | Waxahachie, Texas/Hebron HS | 72 | Jerrod Brooks | OL | 6-6 | 312 | SR | 3L | Dallas, Texas/Seagoville |
| 20 | Jake Sammut | LS | 5-8 | 170 | SR | 1L | Mohave Valley, Ariz./College of Canyons | 72 | Tiano Tialavea | DT | 6-3 | 315 | SO | 0L | Seattle, Wash./O'Dea HS |
| 20 | Ray Walters | DB | 6-0 | 170 | FR | HS | Los Angeles, Calif./Locke HS | 73 | Bobby DeHaro | OL | 6-4 | 290 | FR | RS | El Paso, Texas/Montwood HS |
| 21 | Justin Prince | DB | 5-10 | 195 | SO | TR | Inglewood, Calif./Long Beach City College | 74 | Bijan Hosseini | OL | 6-3 | 300 | SR | 0L | Upland, Calif./Chaffey CC |
| 21 | Eddie Sinegal | WR | 6-1 | 175 | JR | 2L | El Paso, Texas/Andress HS | 75 | Andrew Myers | OL | 6-4 | 302 | FR | HS | SAN Marcos, Calif./San Marcos HS |
| 22 | Ronald Awatt | RB | 5-11 | 205 | SO | 0L | Lubbock, Texas/Frenship HS | 76 | Tristin Tuialuuluu | OL | 6-3 | 300 | FR | HS | El Paso, Texas/Del Valle HS |
| 22 | Josh Caldwell | DB | 6-0 | 170 | SO | 1L | Long Beach, Calif./Cerritos College | 77 | Greg Long | OL | 6-4 | 295 | SO | 1L | El Paso, Texas/Eastwood HS |
| 23 | Praise Amaewhule | DE | 6-3 | 225 | FR | HS | Katy, Texas/Katy Taylor HS | 78 | Jaime Perales | OL | 6-2 | 295 | FR | RS | El Paso, Texas/Cathedral HS |
| 23 | TK Powell | RB | 5-11 | 195 | JR | 1L | Fort Worth, Texas/Chisum HS | 79 | Elijah Klein | OL | 6-4 | 300 | FR | HS | Mt. Baldy, Calif./Upland HS |
| 24 | Reynaldo Flores | RB | 6-0 | 200 | FR | RS | El Paso, Texas/Ysleta HS | 80 | Camryn Curtis Dozier | WR | 6-1 | 175 | JR | TR | Houston, Texas/Benedictine College |
| 24 | Kahani Smith | DB | 6-1 | 190 | SR | 1L | Los Angeles, Calif./Riverside CC | 82 | Erin Portillo | WR | 5-7 | 170 | SO | RS | El Paso, Texas/Western New Mexico |
| 25 | Marcus Jenkins | DB | 6-0 | 170 | FR | RS | El Paso, Texas/Eastlake HS | 83 | Tre'Shon Wolf | WR | 6-0 | 165 | FR | RS | Victoria, Texas/Victoria East |
| 25 | Jonathan Millan | FB | 5-9 | 217 | SO | 0L | El Paso, Texas/Coronado HS | 84 | Ricky Baker | WR | 6-0 | 175 | FR | HS | Plano, Texas/ |
| 26 | Walter Dawn Jr. | WR | 5-6 | 165 | JR | 2L | Mesquite, Texas/Poteet HS | | | | | | | Preston Wood Christian Academy | |
| 26 | Elijah Ruiz | LB | 6-2 | 210 | FR | HS | El Paso, Texas/Franklin HS | 85 | Sani Buckingham | DT | 6-4 | 292 | JR | 2L | Tafuna, American Samoa/Home School |
| 27 | Kriston Davis | RB | 5-9 | 180 | FR | HS | St. Louis, Mo./Bellville West HS | 86 | Josh Weeks | TE | 6-3 | 250 | JR | 1L | Show Low, Ariz./BYU |
| 28 | Jonathan Patrick | WR | 6-0 | 170 | FR | HS | Houston, Texas/Cypress Falls HS | 92 | Christian Buckingham | DT | 6-4 | 280 | SR | 1L | Tafuna, American Samoa/El Paso CC |
| 29 | Jamar Smith | LB | 5-10 | 230 | SR | 1L | Lyons, Ga./Holmes CC | 93 | Chuck Tuiolemotu | DE | 6-2 | 245 | FR | RS | Wahiawa, Hawaii/Chapin HS |
| 30 | Deaumonjae Banks | DB | 6-1 | 190 | FR | RS | El Paso, Texas/Chapin HS | 94 | CJ Reese | DE | 6-2 | 270 | GR | TR | San Antonio, Texas/Kansas State |
| 31 | James Tupou | LB | 5-10 | 230 | FR | HS | Allen, Texas/Allen HS | 95 | Trace Mascorro | DE | 6-1 | 260 | SO | 1L | Refugio, Texas/Refugio HS |
| 32 | Sergio Gonzalez | LB | 5-10 | 230 | FR | RS | El Paso, Texas/UTPB | 97 | Josh Ortega | DT | 6-2 | 285 | SO | 1L | El Paso, Texas/Montwood HS |
| | | | | | | | | 99 | Chris Richardson | DL | 6-3 | 298 | JR | 1L | Oak Hills, Calif./Oak Hills HS |

PREVIEW

MINERS

STAFF

IN REVIEW

HONORS

PROS

RECORDS

UNIVERSITY

MEDIA





MEET THE MINERS

MEET THE MINERS



**#22 | RONALD
AWATT**
RB | 5-11 | 205 | SO-OL
LUBBOCK, TEXAS
(FRENSHIP HS)

2018 C-USA COMMISSIONER'S ACADEMIC HONOR ROLL

2017 (FRESHMAN): Played in two games ... rushed for 13 yards ... rushed for eight yards, with a long run of six yards, on a pair of carries at no. 7 Oklahoma ... gained five yards at Southern Miss.

PRIOR TO UTEP: Played three season of varsity football ... compiled 1,722 rushing yards on 277 carries, 1,865 all-purpose yards and 12 total touchdowns in last two seasons at Frenship ... during senior campaign, totaled 1,525 all-purpose yards and nine touchdowns ... led the district in rushing with 1,382 yards ... helped Tigers conclude the season 7-4 and 3-1 in league play ... was the team's leading rusher in eight games ... finished season running for a career-long 82 yards, posting a career-best 242 all-purpose yards in win over Amarillo ... finished game versus Sandies tallying 169 yards on the ground on 21 attempts and a touchdown, and added one reception for a career-long 73 yards and a score ... amassed 172 yards rushing and found the end zone twice, including a 45-yard run in victory over El Dorado ... hit 163 rushing yards and 75 receiving yards, for a total of 238 all-purpose yards in game versus Clovis ... rambled for 234 rushing yards on 29 carries and a score in win over Coronado ... ran for 131 yards on 28 attempts against Odessa ... tallied eight 100-plus yard games and three 200-plus yard games ... saw the field four times as a junior ... racked up 340 rushing yards on 43 carries and three touchdowns ... ran for a season-best 191 yards on 22 attempts and posted two scores in win over Cooper ... opened season with 12 carries for 118 yards in 59-7 victory against Burges ... named 2015 6A All-District 2 Offensive Player of the Year, 2015 6A All-State honorable mention, 2014 All-District 2-6A first team and 2013 4-4A All-District second team ... a two-star recruit on rivals.com.

PERSONAL: Full name is Ronald Francis Awatt ... son of Margaret Awatt ... has two sisters ... born in Nigeria ... civil engineering major.

| CAREER STATISTICS | | | | | | | |
|-------------------|------------|----------|-----------|------------|----------|----------|------------|
| SEASON | GP-GS | ATT | YDS | AVG. | TD | LONG | AVG/GM |
| 2017 | 2-0 | 5 | 13 | 2.6 | 0 | 6 | 6.5 |
| TOTALS | 2-0 | 5 | 13 | 2.6 | 0 | 6 | 6.5 |

| CAREER HIGHS | | | |
|-------------------|-----|------------------|---------------|
| | NO. | OPPONENT | YEAR |
| Rush Attempts | 3 | at Southern Miss | Oct. 14, 2017 |
| Rush Yards | 8 | at Oklahoma | Sept. 2, 2017 |
| Long Rush | 6 | at Oklahoma | Sept. 2, 2017 |
| All-Purpose Yards | 8 | at Oklahoma | Sept. 2, 2017 |



**#30 | DEAUMONJAE
BANKS**
DB | 6-1 | 190 | FR-RS
EL PASO, TEXAS
(CHAPIN HS)

2017: Redshirted.

PRIOR TO UTEP: Played two years on the varsity squad at Chapin High School ... totaled 53 tackles (25 solo) in 10 games played during senior season (2016) ... added a pair of interceptions and six passes defended ... tallied a season-high eight tackles (five solo) against Burges ... intercepted a pass and recorded six tackles during a victory against Eastlake ... picked off second pass of the season and registered four tackles versus Andress ... notched a pair of pass breakups during a triumph against Bowie ... added two more breakups during a win against Jefferson ... in 2015, registered 59 tackles (32 solo) with 12 pass breakups and a forced fumble ... returned a punt 10 yards ... recorded season-best seven tackles during a victory against Andress.

PERSONAL: Full name is Deaumonjae DeBrea Banks ... son of Michael and Rachel Banks ... has two brothers and two sisters ... cousin Gene Upshaw played for on the offensive line for the Oakland Raiders (1967-81) ... born in Austin, Texas ... accounting major.



**#17 | CHRIS
BARNWELL**
LB | 6-2 | 225 | SO-11
EL PASO, TEXAS
(EASTLAKE HS)

2017 (FRESHMAN): Played in 11 games, seeing action on special teams and defense..registered 16 tackles (seven solo) ... posted a career-high three tackles in three different contests (vs. Rice, Arizona and NM State) ... notched two stops at no. 7 Oklahoma.

2016: Redshirted.

PRIOR TO UTEP: Played two seasons on the varsity team for the Falcons ... totaled 89 tackles (68 solo), 23 tackles for losses, 7.0 sacks, 50 hurries, two breakups, a fumble recovery and two forced fumbles during career (19 games) ... during senior season registered 65 tackles (48 solo), 21 tackles for losses, 4.0 sacks, a forced fumble and 37 hurries ... named 2014 El Paso Times All-City Defense first team ... earned 2014 District 1-5A first team defense honors ... efforts helped Eastlake to a 9-4 overall record and a 7-0 league mark ... tallied career-high nine tackles (eight solo), 2.0 tackles for losses and two hurries in a win over Ysleta ... recorded eight stops, a sack and two hurries during a victory over Horizon ... had eight tackles and a sack in a triumph over Del Valle ... posted 12 tackles, 6.0 tackles for losses and 2.0 sacks combined in wins over Bel Air and Parkland ... in seven games during junior season recorded 24 tackles (20 solo), 2.0 tackles for losses, 3.0 sacks and 13 hurries ... in back-to-back games posted five tackles and a sack in a win over San Elizario, with the same stat line during a victory over Hanks... posted first varsity sack and tallied four stops in a triumph over Riverside ... posted three stops in first varsity game against Andress... played in the El Paso All-Star game.

T MEET THE MINERS


PERSONAL: Full name is Christopher Mark Barnwell II... son of Christopher and Tami Barnwell... has two brothers and one sister...born in Tennessee...kinesiology major.

CAREER STATISTICS

| SEASON | GP-GS | UT | AT | TOT | TFL | SAC | INT | FF/FR | PBU | QBH |
|---------------|-------------|----------|----------|-----------|--------------|------------|------------|------------|----------|----------|
| 2016 | 0-0 | 0 | 0 | 0 | 0.0-0 | 0-0 | 0-0 | 0/0 | 0 | 0 |
| 2017 | 11-0 | 7 | 9 | 16 | 0.0-0 | 0-0 | 0-0 | 0/0 | 0 | 0 |
| TOTALS | 11-0 | 7 | 9 | 16 | 0.0-0 | 0-0 | 0-0 | 0/0 | 0 | 0 |

CAREER HIGHS

| | NO. | OPPONENT | YEAR |
|---------|------------|---------------|---------------|
| Tackles | 3, 3 times | last vs. Rice | Sept. 9, 2017 |



#1 | KALON BEVERLY
DB | 6-1 | 195 | SR-3L
NEW ORLEANS, LA.
(EDNA KARR HS)

2017 (JUNIOR): Started in 10 of 12 games played ... recorded career-high 44 tackles (24 solo) ... earned All-Conference USA honorable mention ... tied for team lead with eight pass breakups (ranked tied for seventh in C-USA) ... added 2.5 tackles for loss and a forced fumble ... recorded career-high three pass breakups, while tying career high with nine tackles against UTSA ... registered eight stops with a pass breakup and half a tackle for loss at rival NM State ... tallied seven stops against Rice ... recorded six tackles against Arizona ... credited with a tackle and pass breakup at no. 7 Oklahoma ... recorded a forced fumble, pass breakup and two tackles at Southern Miss ... registered 1.0 tackle for loss at North Texas ... recorded four tackles and half a tackle for loss against WKU ... registered pass breakup and tackle at Middle Tennessee ... recorded three stops and a pass breakup at UAB.

2016 (SOPHOMORE): Played in 10 games, starting eight ... missed a pair of games due to injury ... ranked eighth on defense with 41 tackles (24 solo) ... registered an interception and six pass breakups (third on team) ... intercepted a pass and ran back an 80-yard touchdown on a blocked field goal attempt, while tying season high with seven tackles at Rice ... posted seven tackles and two pass breakups during 5OT win at UTSA ... recorded six tackles in back-to-back contests (at no. 11 Texas, vs. Army) ... tallied five stops and a breakup during a victory against rival NM State.

2015 (FRESHMAN): Played in 11 games, starting in nine at the cornerback position ... tallied 40 tackles (27 solo), three pass breakups and one interception ... notched a career-best nine tackles (seven solo) with a breakup versus UTSA ... registered the Miners' first defensive score of the season on a 24-yard pick six in a victory over Incarnate Word ... recorded five showings with five or more tackles ... helped the squad secure an overtime victory over I-10 rival NM State by posting six tackles (three solo).

PRIOR TO UTEP: Played three seasons of varsity football for the Cougars ... notched 26 tackles, six pass breakups and two interceptions in 12 games played as a senior ... helped lead Karr to two championship round appearances and the 2014 Class 4A quarterfinals ... during senior campaign switched from safety to cornerback ... named to the 2014 New Orleans Metro Area All-District 9-4A team ... picked off a pass during a victory over St. Augustine ... had a key pass breakup at the goal line on a deep throw during a one-point win versus Easton ... against Wossman in the first round of the Class 4A playoffs, forced a fumble that was scooped up

by a teammate and taken to the end zone, and tipped a pass that was intercepted by a teammate ... efforts helped Karr earn a share of a sixth straight district title ... ran for the varsity men's track team for three seasons ... ran an indoor personal best of 53.46 in the 400m at the Carl Lewis High School Invitational ... a member of the 4x200m relay and 4x400m relay for the Cougars.

PERSONAL: Full name is Kalon Ryshun Beverly ... son of Sharlisa Petty and Milton Beverly ... has two brothers ... born in New Orleans, La. ... undeclared major.

CAREER STATISTICS

| SEASON | GP-GS | UT | AT | TOT | TFL | SAC | INT | FF/FR | PBU | QBH |
|---------------|--------------|-----------|-----------|------------|--------------|------------|-------------|------------|-----------|----------|
| 2015 | 11-9 | 27 | 13 | 40 | 0.0-0 | 0-0 | 1-24 | 0/0 | 3 | 0 |
| 2016 | 10-8 | 24 | 17 | 41 | 0.0-0 | 0-0 | 1-0 | 0/0 | 7 | 0 |
| 2017 | 12-10 | 24 | 20 | 44 | 2.5-6 | 0-0 | 0-0 | 1/0 | 8 | 0 |
| TOTALS | 33-27 | 75 | 50 | 125 | 2.5-6 | 0-0 | 2-24 | 1/0 | 18 | 0 |

CAREER HIGHS

| | NO. | OPPONENT | YEAR |
|--------------------------|------------|--------------------|----------------|
| Points Scored | 6, 2 times | last at Rice | Nov. 19, 2016 |
| Touchdowns | 1, 2 times | last at Rice | Nov. 19, 2016 |
| All-Purpose Yards | 24 | vs. Incarnate Word | Sept. 26, 2015 |
| Interceptions | 1, 2 times | last at Rice | Nov. 19, 2016 |
| Long Interception Return | 24 | vs. Incarnate Word | Sept. 26, 2015 |
| Tackles | 9, 2 times | last vs. UTSA | Oct. 28, 2017 |
| Tackles for loss | 1 | at North Texas | Nov. 11, 2017 |
| Fumbles forced | 1 | at Southern Miss | Oct. 14, 2017 |
| Pass Breakups | 2 | vs. UTSA | Oct. 22, 2016 |

KALON BEVERLY VS. NM STATE (2016)



MEET THE MINERS



**#8 | JULEION
BOWERS**
DB | 5-9 | 170 | FR-RS
MIDLAND, TEXAS
(MIDLAND HS)

PRIOR TO UTEP: Played two seasons on the varsity squad at Midland High School ... totaled 815 yards on 55 receptions with 10 touchdowns in 19 games played ... registered 524 yards on 35 receptions (15.0 avg.) with six scores ... earned honorable mention offense on 2016 2-6A All-District team ... gathered a career-high 131 yards on four receptions (32.8 avg.) with a touchdown and a career-long 96-yard catch during a win against Frenship ... recorded 94 yards on four catches and totaled three touchdowns (two rec., one rush) in a blowout win against El Dorado ... recorded 75 yards on four receptions in a win versus Montwood ... recorded 291 yards on 20 receptions (14.6 avg.) and four scores in 2015.

PERSONAL: Full name is Juleion Ray Bowers ... son of Randy and Natasha Bowers ... has one brother and three sisters ... born in Midland, Texas ... accounting major.



**#72 | JERROD
BROOKS**
OL | 6-6 | 312 | SR-3L
DALLAS, TEXAS
(SEAGOVILLE HS)

2017 (JUNIOR): Played in all 12 contests, making three starts on the offensive line ... offensive line allowed zero sacks against WKU and UTSA ... O-line allowed one sack at no. 7 Oklahoma and at North Texas ... running game hit 100 yards or more in seven contests while rushing touchdowns were scored in the first six games of the season ... Miners rushed for season-high two touchdowns against UTSA ... Miners gained a season-high 410 yards of total offense and rushed for season-most 164 yards with a score against LA Tech, in which Joshua Fields hit a career-high 137 yards ... Miners rushed for 163 yards and a score against WKU.

2016 (SOPHOMORE): Played in all 12 games, while starting the first five contests at the right tackle position ... was used in multiple run-blocking schemes ... efforts helped Aaron Jones gain a single-season program-record 1,773 yards, while Jones also became UTEP's all-time leading rusher ... UTEP averaged 185.5 rushing yards per game and found the end zone 20 times, including a season-best 384 yards rushing (most since 1983) and four touchdowns during a victory over North Texas to close out the season ... tallied a season-high 555 yards of total offense against the Mean Green ... opened season with 518 total yards of offense, including 289 yards on the ground versus NM State ... produced 323 rushing yards against Houston Baptist, while following with another 237 rushing yards at Florida Atlantic.

2015 (FRESHMAN): Saw action in the last four contests of the season at the left tackle position ... the offensive line only yielded four sacks during the final four games of 2015, while UTEP signal callers threw seven touchdowns to only three interceptions ... efforts helped the Miners rush for

226 yards against LA Tech ... UTEP rushers gained 187 yards and a score during a win at North Texas in the season finale ... UTEP averaged 169.8 rushing yards per game in the last four contests – its best average during a four-game span in 2015.

2014: Redshirted.

PRIOR TO UTEP: Named to All-District 11-4A football team ... allowed zero sacks ... played on an offense that scored 426 points in 11 games (ranked second in district) ... Seagoville finished second in district in rushing yards per game (265 yards per game) - 10 yards behind Dallas Carter - and rushed for 35 touchdowns ... helped the Dragons advance to the 2013 UIL State Football Playoffs ... was part of the track and field team at Seagoville where he competed in the shot put and discus throw.

PERSONAL: Full name is Jerrod Brooks ... son of Jerry and Rhonda Brooks ... has one brother and three sisters ... born in Harleton, Texas ... criminal justice major.



**#11 | ERIK
BROWN**
WR | 6-1 | 190 | SR-1L
FONTANA, CALIF.
(RIVERSIDE CC)

2017 (JUNIOR): Joined the program before the midway point of the season, making four starts in nine games played ... recorded 12 receptions for 151 yards (12.6 avg.) with a long reception of 38 yards ... saw first action at NM State and again at Army ... made first career receptions against WKU, tallying 32 yards on a pair of catches ... recorded season-high 52 yards on a trio of catches against UTSA ... registered 34 yards on two receptions at Southern Miss ... recorded 17 yards on two catches at Middle Tennessee ... hauled in a nine-yard reception at North Texas.

PRIOR TO UTEP: Played at Riverside Community College in 2016 ... saw action in nine contests, tallying 17 receptions for 239 yards (14.1 avg.) and a pair of touchdowns ... registered a season-high 51 yards on a season-best three receptions with a long catch of 32 yards during a win at Victory Valley ... hauled in a season-long 47-yard touchdown reception during a victory against Bakersfield ... registered a pair of catches for 28 yards and a score in a triumph at Ventura ... recorded three catches (20 yards) at Golden West and three more (18 yards) at Fullerton ... didn't see action at Cal in 2015 and redshirted for the Golden Bears in 2014 ... four-star rating by Rivals out of Summit High School (Fontana, Calif.) ... played three seasons of varsity football for the Skyhawks ... totaled 74 receptions for 1,168 yards (15.8) and nine scores in 29 career contests ... totaled career highs during senior season in receptions (40), yards (631), long catch (71 yards) and touchdowns (four), while adding 91 yards rushing and a rushing score ... played some defense during senior campaign, recording 33 tackles and four interceptions (71 yards) ... tallied a season-high 129 yards and two touchdowns during a win against Fontana HS ... hauled in a season-best nine receptions (62 yards) during a victory against Miller HS ... scored two touchdowns, one rushing and one receiving against Rialto HS.

PERSONAL: Erik Brown was born in Rialto, Calif. ... son of Shakira Anderson and nephew of Ayanna Balogun (Aunt) ... multidisciplinary studies major.

T MEET THE MINERS

CAREER STATISTICS

| SEASON | GP-GS | REC | YDS | AVG. | TD | LONG | AVG/GM |
|---------------|------------|-----------|------------|-------------|----------|-----------|-------------|
| 2017 | 9-4 | 12 | 151 | 12.6 | 0 | 38 | 16.8 |
| TOTALS | 9-4 | 12 | 151 | 12.6 | 0 | 38 | 16.8 |

CAREER HIGHS

| | NO. | OPPONENT | YEAR |
|-------------------|-----|----------|---------------|
| Rush Attempts | 1 | vs. UTSA | Oct. 28, 2017 |
| Rush Yards | 2 | vs. UTSA | Oct. 28, 2017 |
| Long Rush | 2 | vs. UTSA | Oct. 28, 2017 |
| Receptions | 3 | vs. UTSA | Oct. 28, 2017 |
| Receiving Yards | 52 | vs. UTSA | Oct. 28, 2017 |
| Long Reception | 38 | vs. UTSA | Oct. 28, 2017 |
| All-Purpose Yards | 54 | vs. UTSA | Oct. 28, 2017 |



#18 | JERRELL BROWN
 DB | 6-1 | 195 | JR-2L
 PERRIS, CALIF.
 (CITRUS HILL HS)

2017 (SOPHOMORE): Played in all 12 games, seeing action on special teams and defense ... notched 15 tackles (10 solo) and one tackle for loss ... registered a career-high six stops versus Arizona ... recorded three tackles versus Conference USA West Division Champion North Texas ... registered two tackles in two contests (vs. no. 7 Oklahoma and Middle Tennessee) ... posted his first tackle for loss versus Middle Tennessee.

2016 (FRESHMAN): Played in four contests (at no. 11 Texas, vs. Southern Miss, at LA Tech, at Florida Atlantic) ... registered a solo tackle at FAU.

2015: Redshirted.

PRIOR TO UTEP: Played varsity football for three seasons and was the starting quarterback during senior campaign ... led team to an 11-2 record and a perfect 5-0 mark in league play ... connected on 161-of-257 passes for 2,190 yards (199.1 ypg) with 20 touchdowns and eight interceptions ... threw for a career-best 335 yards and three touchdowns against Rancho Verde and tallied a career-high 440 total yards ... tossed a career-long 73-yard pass in a 56-25 victory over West Valley ... posted five showings with more than 200 passing yards ... guided squad to a dominating 63-14 win against Citrus Valley, going 11-of-14 for 220 yards and three touchdowns and running for 29 yards and a score ... was 19-of-29 for 270 yards and two passing scores in a win versus Tahquitz and finished the night with 304 total yards ... ran for a career-best 156 yards on 17 carries and a touchdown against Roosevelt ... registered a career-long run of 67 yards against Hemet ... played in two games as a junior, seeing action as a cornerback ... notched two interceptions, three tackles and one tackle for loss ... as a sophomore took the field in four games and compiled 17 carries for 73 yards ... ran for a season-long 38 yards in 51-0 shutout against Silverado ... named 2014 All-Inland Area honorable mention ... a member of the Hawks track team.

PERSONAL: Full name is Jerrell Rashon Brown ... son of Jack Brown and Trina Plenty Hawk ... has two brothers and one sister ... brother Jack Brown plays football at Mt. San Jacinto College (MSJC) ... born in Riverside, Calif. ... kinesiology major.

CAREER STATISTICS

| SEASON | GP-GS | UT | AT | TOT | TFL | SAC | INT | FF/FR | PBU | QBH |
|---------------|-------------|-----------|----------|-----------|--------------|------------|------------|------------|----------|----------|
| 2015 | 0-0 | 0 | 0 | 0 | 0.0-0 | 0-0 | 0-0 | 0/0 | 0 | 0 |
| 2016 | 4-0 | 1 | 0 | 1 | 0.0-0 | 0-0 | 0-0 | 0/0 | 0 | 0 |
| 2017 | 12-0 | 10 | 5 | 15 | 1.0-3 | 0-0 | 0-0 | 0/0 | 0 | 0 |
| TOTALS | 16-0 | 11 | 5 | 16 | 1.0-3 | 0-0 | 0-0 | 0/0 | 0 | 0 |

CAREER HIGHS

| | NO. | OPPONENT | YEAR |
|------------------|-----|---------------------|----------------|
| Tackles | 6 | vs. Arizona | Sept. 15, 2017 |
| Tackles For Loss | 1 | at Middle Tennessee | Nov. 4, 2017 |



#92 | CHRISTIAN BUCKINGHAM
 DT | 6-3 | 280 | SR-1L
 TAFUNA, AMERICAN SAMOA
 (EL PASO CC)

C-USA COMMISSIONER'S ACADEMIC HONOR ROLL (2017 & 2018)

2017 (FRESHMAN): Played in four games ... recorded four stops and a quarterback hurry ... notched a career-high three tackles at Army ... opened campaign with a stop at no. 7 Oklahoma ... posted first career quarterback hurry at rival NM State ... missed remainder of season due to injury.

PRIOR TO UTEP: Played linebacker and on the offensive line at Seoul American High School (Korea) ... picked off a pass against Yokota.

PERSONAL: Full name is Manatua Christian Buckingham ... son of George and Tiara Buckingham ... has three brothers...younger brothers Sani and Uelesa both play on defense for UTEP ... born in America Samoa ... biology major.

CAREER STATISTICS

| SEASON | GP-GS | UT | AT | TOT | TFL | SAC | INT | FF/FR | PBU | QBH |
|---------------|------------|----------|----------|----------|--------------|------------|------------|------------|----------|----------|
| 2017 | 4-0 | 2 | 2 | 4 | 0.0-0 | 0-0 | 0-0 | 0/0 | 0 | 1 |
| TOTALS | 4-0 | 2 | 2 | 4 | 0.0-0 | 0-0 | 0-0 | 0/0 | 0 | 1 |

CAREER HIGHS

| | NO. | OPPONENT | YEAR |
|---------|-----|----------|----------------|
| Tackles | 3 | at Army | Sept. 30, 2017 |



#85 | SANI BUCKINGHAM
 DT | 6-4 | 292 | JR-2L
 TAFUNA, AMERICAN SAMOA
 (HOME SCHOOL)

2017 C-USA COMMISSIONER'S ACADEMIC HONOR ROLL

2017 (SOPHOMORE): Played in all 12 games and made three starts ... made the switch from tight end to defensive line during spring ball ... recorded nine tackles and two quarterback hurries ...notched a career-high four stops against Arizona ... tallied a career-best two quarterback hurries versus LA Tech ... posted two tackles at North Texas ... registered a stop in three different contests (vs. Army, Southern Miss and LA Tech) ... posted first tackle for loss versus Middle Tennessee.

T MEET THE MINERS

2016 (FRESHMAN): Played in five games ... saw action in four consecutive contests (at UTSA, vs. Old Dominion, vs. Houston Baptist and at Florida Atlantic) ... received playing time during season-finale win against North Texas ... used primarily in blocking schemes.

PRIOR TO UTEP: Played on the defensive line and on the offensive line at Seoul American High School (Korea)...opened senior campaign by posting eight tackles to lead the team during the Falcons' 2014 season-opening victory against Humphreys.

PERSONAL: Son of George and Tiara Buckingham ... older brother Christian plays defensive end and younger brother Uelese plays linebacker for the Miners.

| CAREER STATISTICS | | | | | | | | | | |
|-------------------|-------------|----------|----------|----------|--------------|------------|------------|------------|----------|----------|
| SEASON | GP-GS | UT | AT | TOT | TFL | SAC | INT | FF/FR | PBU | QBH |
| 2016 | 5-0 | 0 | 0 | 0 | 0.0-0 | 0-0 | 0-0 | 0/0 | 0 | 0 |
| 2017 | 12-3 | 5 | 4 | 9 | 0.0-0 | 0-0 | 0-0 | 0/0 | 0 | 2 |
| TOTALS | 17-3 | 5 | 4 | 9 | 0.0-0 | 0-0 | 0-0 | 0/0 | 0 | 2 |

| CAREER HIGHS | | | |
|--------------|-----|-------------|----------------|
| | NO. | OPPONENT | YEAR |
| Tackles | 4 | vs. Arizona | Sept. 15, 2017 |



#43 | UELESE BUCKINGHAM
LB | 5-11 | 220 | FR-RS
TAFUNA, AMERICAN SAMOA
(SEOUL AMERICAN HS)

2017: Redshirted.

PERSONAL: Full name is Manatua Christian Buckingham ... son of George and Tiara Buckingham ... has three brothers ... older brothers Christian and Sani play on the defensive line at UTEP ... born in America Samoa ... biology major.



#9 | ALAN BUSEY
WR | 6-1 | 195 | JR-RS
ANCHORAGE, ALASKA
(CHABOT CC)

2017 (RS JUNIOR): Played in one game while missing the remainder of season due to injury ... saw action at no. 7 Oklahoma, recording two receptions for nine yards.

PRIOR TO UTEP: Played two years at Chabot Junior College ... hauled in 73 passes for 1,521 yards (20.8 avg.) and 18 touchdowns in 19 contests played during career at Chabot ... recorded 441 yards on 23 receptions and six scores in eight games during the 2016 campaign ... caught a pair of touchdowns during a win against Fresno ... registered season bests in yards (86) and receptions (five) with a score during a triumph against Sequoias ... named 2015 Region I All-California first team offense after recording 1,080 yards on 50 receptions (21.6 avg.) and 12 touchdowns in 11 games during freshman season ... broke out with career highs in yards (236) and touchdown receptions (three) on seven catches during a win against Fresno ... hauled in a career-best 11 passes for 204 yards and three scores ... notched 130 yards on seven catches and a touchdown during a win against Modesto.

@UTEPFB

PERSONAL: Full name is Alan Trey Busey ... son of Alan Busey, Sr. and Marilyn Lee ... has three brothers and two sisters ... born in Minneapolis, Minn. ... undeclared major.

| CAREER STATISTICS | | | | | | | |
|-------------------|------------|----------|----------|------------|----------|----------|------------|
| SEASON | GP-GS | REC | YDS | AVG. | TD | LONG | AVG/GM |
| 2017 | 1-0 | 2 | 9 | 2.0 | 0 | 5 | 9.0 |
| TOTALS | 1-0 | 2 | 9 | 2.0 | 0 | 5 | 9.0 |

| CAREER HIGHS | | | |
|-------------------|-----|-------------|---------------|
| | NO. | OPPONENT | YEAR |
| Receptions | 2 | at Oklahoma | Sept. 2, 2017 |
| Receiving Yards | 9 | at Oklahoma | Sept. 2, 2017 |
| Long Reception | 5 | at Oklahoma | Sept. 2, 2017 |
| All-Purpose Yards | 9 | at Oklahoma | Sept. 2, 2017 |



#11 | DENZEL CHUKWUKELU
DT | 6-4 | 290 | JR-2L
ROCKWALL, TEXAS
(ROCKWALL HEATH HS)

2017 (SOPHOMORE): Played in 11 games and made eight starts ... recorded 20 tackles (10 solo) and two tackles for loss ... registered a career-high four tackles versus Arizona ... posted three stops versus Rice and Middle Tennessee ... notched two tackles in three different contests (vs. no. 7 Oklahoma, LA Tech and UAB).

2016 (FRESHMAN): Played in seven contests as a true freshman ... tallied eight tackles (four solo) and two quarterback hurries (tied for fourth on team) ... saw first collegiate action at no. 11 Texas, recording a tackle ... registered two tackles each in three different contests (vs. Army, vs. Southern Miss, vs. Houston Baptist) ... tallied a tackle against Old Dominion ... also saw playing time at Rice and during the season finale against North Texas.

PRIOR TO UTEP: Led the Hawks to a 10-3 overall record and 6-1 league mark as a senior ... saw action in 10 games and registered 38 tackles (18s/20a), two forced fumbles, two sacks, one interception and five tackles for losses ... ranked second on the team in quarterback hurries with 12 ... opened the season with a career-best nine tackles (4s/5a) against Trinity ... posted a career-best four quarterback hurries in a 35-17 victory over South Garland... had four showings with five or more tackles ... during junior campaign played in five games ... tallied 11 tackles (4s/7a), two sacks and two tackles for losses ... 2014 12-5A All-District first team, 2012 Division 3-3 All-District second team and 2013 TAPPS 3-2A Boys Basketball All-District second team.

PERSONAL: Full name is Denzel C. Chukwukelu ... son of Chris and Stephanie Chukwukelu ... has two brothers and two sisters ... born in Dallas, Texas ... criminal justice major.

| CAREER STATISTICS | | | | | | | | | | |
|-------------------|-------------|-----------|-----------|-----------|--------------|------------|------------|------------|----------|----------|
| SEASON | GP-GS | UT | AT | TOT | TFL | SAC | INT | FF/FR | PBU | QBH |
| 2016 | 7-0 | 4 | 4 | 8 | 0.0-0 | 0-0 | 0-0 | 0/0 | 0 | 2 |
| 2017 | 11-8 | 10 | 10 | 20 | 2.0-4 | 0-0 | 0-0 | 0/0 | 0 | 0 |
| TOTALS | 18-8 | 14 | 14 | 28 | 2.0-4 | 0-0 | 0-0 | 0/0 | 0 | 2 |

| CAREER HIGHS | | | |
|------------------|-----|---------------------|----------------|
| | NO. | OPPONENT | YEAR |
| Tackles | 4 | vs. Arizona | Sept. 15, 2017 |
| Tackles For Loss | 1 | at Middle Tennessee | Nov. 4, 2017 |



T MEET THE MINERS



**#26 | WALTER
DAWN JR.**

**WR | 5-6 | 165 | JR-2L
MESQUITE, TEXAS
(POTEET HS)**

2017 (SOPHOMORE): Played in all 12 games, making three starts ... rushed for 82 yards and a touchdown ... caught 12 passes for 107 yards ... made first career start overall at the tailback position at no. 7 Oklahoma; rushed for career-high 56 yards on career-most seven carries, added a career-long run of 29 yards and scored on a 17-yard touchdown rush against the Sooners ... ran for 24 yards against Rice ... hauled in four receptions for 50 yards with a season-long 38-yard catch against Arizona ... tallied a 31-yard reception versus WKU ... recorded a 15-yard catch at Southern Miss and a 12-yard reception against UTSA.

2016 (FRESHMAN): Played in all 12 games as a true freshman ... scored three touchdowns during breakout game in a 5OT victory at UTSA ... became first UTEP freshman to score three touchdowns in a single game since 1985 ... racked up a career-high 112 all-purpose yards, while scoring on a 74-yard reception (UTEP season-long) and finding the end zone two more times on a pair of rushes (eight and 12-yard scoring runs) against the Roadrunners ... overall in 2016, produced 121 yards on six receptions and rushed for 59 yards on 12 carries (4.9 avg.) ... returned 13 kickoffs for 220 yards with a long return of 27 yards ... saw first extensive action at no. 11 Texas, registering a trio of receptions for 19 yards and returning three kickoffs for 52 yards ... hauled in a 31-yard reception against Army ... tallied 76 all-purpose yards (16 rush yards, 60 kickoff return yards) against Old Dominion.

PRIOR TO UTEP: Played on the varsity football team for three seasons ... during senior year, tallied 746 yards on 106 carries (7.0 avg.) and 44 receptions for 858 yards (19.5 avg.) ... notched a career-best 402 all-purpose yards in victory over Wylie East, running for 141 yards, 213 receiving yards, two kick returns for 40 yards and an interception for eight yards ... was named SportsDay HS Offensive Player of the Week for showing against Wylie East ... opened the season with back-to-back games of over 200 all-purpose yards ... ran for a career-best 173 yards on 14 carries with three carries for 44 yards and a punt return for 28 yards in win over Berkner ... helped the Pirates secure a 40-0 blowout against Newman Smith, hauling in a career-long catch of 77 yards and posting two receptions for 107 yards and a kick return for 15 yards ... ran the ball 19 times for 153 yards and a game-long rush of 75 yards in victory over Forney ... posted a career-long run of 80 yards versus South Garland, finishing the night with 136 all-purpose yards ... tallied eight showings of 100-plus all-purpose yards and four for 200-plus yards ... as a sophomore helped the team go 12-2 overall and 6-1 in league play ... dashed for 645 yards on 63 carries and had 38 receptions for 558 yards ... ran four times for a season-high 132 yards and had three catches for 33 yards in 31-10 victory over West Mesquite ... posted a dominating performance against Forney, recording 181 all-purpose yards, with a season-high five catches for 117 yards ... racked up seven performances with over 100 all-purpose yards ... named to 2015 12-5A All-District first team offense ... a three-star recruit on scout.com.

PERSONAL: Full name is Walter Dale Dawn, Jr. ... son of Connie and Walter Dawn, Sr. ... has two sisters ... born Dallas, Texas ... accounting major.

CAREER STATISTICS

| SEASON | GP-GS | REC | YDS | AVG. | TD | LONG | AVG/GM |
|---------------|-------------|-----------|------------|-------------|----------|-----------|------------|
| 2016 | 12-0 | 6 | 121 | 20.2 | 1 | 74 | 10.1 |
| 2017 | 12-3 | 12 | 107 | 8.9 | 0 | 38 | 8.9 |
| TOTALS | 24-3 | 18 | 228 | 12.7 | 1 | 74 | 9.5 |

CAREER STATISTICS

| SEASON | GP-GS | RUSH | YDS | AVG. | TD | LONG | AVG/GM |
|---------------|-------------|-----------|------------|------------|----------|-----------|------------|
| 2016 | 12-0 | 15 | 59 | 3.9 | 2 | 13 | 4.9 |
| 2017 | 12-3 | 26 | 82 | 3.2 | 1 | 29 | 6.8 |
| TOTALS | 24-3 | 41 | 141 | 3.4 | 3 | 29 | 5.9 |

CAREER HIGHS

| | NO. | OPPONENT | YEAR |
|-------------------|-----|------------------|----------------|
| Points Scored | 18 | at UTSA | Oct. 22, 2016 |
| Touchdowns | 3 | at UTSA | Oct. 22, 2016 |
| Rush Attempts | 9 | vs. Rice | Sept. 9, 2017 |
| Rush Yards | 56 | at Oklahoma | Sept. 2, 2017 |
| Rush TDs | 2 | at UTSA | Oct. 22, 2016 |
| Long Rush | 29 | at Oklahoma | Sept. 2, 2017 |
| Receptions | 4 | vs. Arizona | Sept. 15, 2017 |
| Receiving Yards | 74 | at UTSA | Oct. 22, 2016 |
| Receiving TDs | 1 | at UTSA | Oct. 22, 2016 |
| Long Reception | 74 | at UTSA | Oct. 1, 2016 |
| All Purpose Yards | 112 | at UTSA | Oct. 22, 2016 |
| Kick Returns | 4 | vs. Old Dominion | Oct. 29, 2016 |
| Kick Return Yards | 60 | vs. Old Dominion | Oct. 29, 2016 |
| Long Kick Return | 27 | at Texas | Sept. 10, 2016 |



WALTER DAWN VS. RICE (2017)

MEET THE MINERS



#73 | BOBBY DEHARO
OL | 6-4 | 290 | FR-RS
EL PASO, TEXAS
(MONTWOOD HS)

2017: Redshirted.

PRIOR TO UTEP: Played three years of varsity football on the offensive line at Montwood ... played a little on the defensive line for the Rams ... Montwood quarterbacks averaged 255.3 yards per game, while ball carriers averaged 133.4 yards per contest ... overall averaged 388.8 yards of total offense ... Rams rushing attack gained a season-high 253 yards on 34 attempts (7.4 avg.), while the passing attack registered 325 yards on 12 completions during a 28-14 win over Midland ... in consecutive weeks, the Rams passed for 300-plus yards - 365 yards on 25 completions versus Eastwood and a season-high 366 on 14 completions against Socorro ... Montwood also rushed for 220 yards on 26 carries (8.5 avg.) and a pair of scores against Socorro ... All-District the last three years, including being named All-District 1-6A first team offense in 2015 ... named to El Paso Times All-City first team offense for a second consecutive year ... played at the offensive tackle position in the 24th Annual Greater El Paso Football Showcase All-Star Football Game in the Sun Bowl.

PERSONAL: Full name is Bobby Deharo III ... son of Robert Deharo Jr. and Maribel Ramirez ... has one brother and three sisters ... born in El Paso, Texas ... mechanical engineering major.



#39 | ROBERT ESCOBEDO
DB | 5-10 | 200 | FR-RS
EL PASO, TEXAS
(FAITH CHRISTIAN HS)

2017: Redshirted.

PRIOR TO UTEP: Played four years on the varsity squad at Faith Christian High School ... rushed for 2,097 yards on 264 carries (7.9 avg.) and 23 total touchdowns in 24 career contests ... racked up 1,265 yards on 165 rushes (7.7 avg.) and 15 rushing scores during junior season (2013) ... rushed for 824 yards on 97 attempts (8.5 avg.) and seven touchdowns during senior campaign ... opened final season with a career-high 231 yards on 10 carries during a dominating 79-32 win against Immanuel Christian ... hit 100-plus yards in 11 games during career ... chipped in with 112 total tackles (99 solo) and 5.0 sacks during career on the defensive side ... registered 60 stops and 5.0 sacks in 2014.

PERSONAL: Full name is Roberto Andres Escobedo ... son of Roberto and Dawn Escobedo ... has two sisters ... mother is a UTEP graduate ... born in El Paso ... business management major.



#16 | ALEX FERNANDES
QB | 6-3 | 205 | FR-RS
AUSTIN, TEXAS
(VANDERGRIFT HS)

2018 C-USA COMMISSIONER'S ACADEMIC MEDAL
2018 C-USA COMMISSIONER'S ACADEMIC HONOR ROLL

2017: Redshirted.

PRIOR TO UTEP: Played three seasons of varsity football at Vandegrift High School ... in 2016, threw for 11 scores and 1,559 yards on 132-of-248 passing ... rushed for 299 yards and three touchdowns, while tallying an 11-yard scoring reception as a senior ... 247sports.com 3-star athlete ... named District 25-6A second team offense following senior campaign ... threw for a season-high 235 yards on 13-of-19 passing with a season-best three touchdowns during a 55-0 victory over Lehman ... during junior season, set career bests in touchdown passes (37), yards (2,924), completion percentage (62.2), completions (176) and attempts (283) ... named District 25-5A first team offense following junior campaign ... registered career highs in passing yards (351) and touchdown throws (six) in a 63-55 victory against Vista Ridge ... during career, threw for 53 touchdowns and 4,814 yards on 331-of-573 passing ... rushed for 410 yards and six scores during three-year career.

PERSONAL: Full name is Alex Anthony Fernandes ... son of Peter and Deborah Fernandes ... has one brother ... born in Austin, Texas ... business administration major.



#6 | JOSHUA FIELDS
RB | 5-9 | 195 | SO-1L
EL PASO, TEXAS
(AMERICAS HS)

2017 PHIL STEELE'S PRESEASON ALL-C-USA FOURTH TEAM

2017 (FRESHMAN): Started in three of 11 contests played ... first true freshman running back to lead the team in rushing since 2013 ... rushed for 362 yards on 89 attempts (4.1 avg.) and a pair of touchdowns with a long rush of 27 yards ... caught six passes for 26 yards with a long reception of 18 yards ... averaged just over 78 yards rushing during a four-game span (Oct. 28-Nov. 18) after rushing for 25 yards the first six games of the season ... led team with 16 first down rushes ... broke out for a career-high 137 yards on 23 carries (5.9 avg.) versus LA Tech, including a long rush of 26 yards with an 11-yard rushing score ... scored first collegiate touchdown on a five-yard rush and added 44 yards rushing against UTSA ... rushed for 87 yards on 17 attempts (5.1 avg.), including a long dash of 27 yards and caught a three-yard pass at Middle Tennessee ... tallied 45 yards on 16 carries and notched a reception at North Texas ... registered a season-high 18-yard reception against Rice ... recorded a pair of catches (five yards) against Arizona.

PRIOR TO UTEP: Rushed for over 1,000 yards in each of his three seasons playing on the varsity squad at Americas High School ... named District 1-6A All-District football offensive MVP ... named to APSE Class 6A All-State football first team offense ... El Paso Times offensive MVP ... 247sports.com 3-star athlete ... ranked second in El Paso and seventh in

T MEET THE MINERS

the state of Texas with 2,477 rushing yards on 329 carries (7.5 avg.) ... led the city with 26 rushing scores ... tallied five receiving scores on 20 catches for 180 yards ... added a kickoff return for a score to reach 32 total touchdowns ... efforts helped Trailblazers finish 9-3 with a trip to the playoffs ... rambled for a career-high 464 yards on 35 carries (13.3 avg.) and three touchdowns during a victory over Coronado ... hit over 400 again with 407 yards on 22 attempts (18.5 avg.) and a career-high six scores during a victory against Pebble Hills ... the week previous, rushed for 236 yards and five touchdowns in a triumph against Socorro ... tallied 298 total yards (282 yards rushing) and five total touchdowns during a victory against Franklin ... finished career with 5,151 yards on 820 carries (6.3 avg.) and 50 touchdowns ... caught 40 passes for 501 yards and seven scores during career.

PERSONAL: Full name is Joshua Stevenson Fields ... son of Jack and Carol Fields ... has one brother and one sister ... brother Jack played running back at Boise State ... born in Hinesville, Georgia ... undeclared major.

CAREER STATISTICS

| SEASON | GP-GS | RUSH | YDS | AVG. | TD | LONG | AVG/GM |
|---------------|-------------|-----------|------------|------------|----------|-----------|-------------|
| 2017 | 11-3 | 89 | 362 | 4.1 | 2 | 27 | 32.9 |
| TOTALS | 11-3 | 89 | 362 | 4.1 | 2 | 27 | 32.9 |

CAREER HIGHS

| | NO. | OPPONENT | YEAR |
|-------------------|------------|---------------------|----------------|
| Points Scored | 6, 2 times | last vs. LA Tech | Nov. 18, 2017 |
| Rush Attempts | 23 | vs. LA Tech | Nov. 18, 2017 |
| Rush Yards | 137 | vs. LA Tech | Nov. 18, 2017 |
| Rush TDs | 1, 2 times | last vs. LA Tech | Nov. 18, 2017 |
| Long Rush | 27 | at Middle Tennessee | Nov. 4, 2017 |
| Receptions | 4 | vs. Arizona | Sept. 15, 2017 |
| Receiving Yards | 18 | vs. Rice | Sept. 9, 2017 |
| Long Reception | 18 | vs. Rice | Sept. 9, 2017 |
| All-Purpose Yards | 137 | vs. LA Tech | Nov. 18, 2017 |



**#49 | JASON
FILLEY**
K/P | 6-0 | 197 | SR-1L
EL PASO, TEXAS
(CORONADO HS)

2016 C-USA COMMISSIONER'S HONOR ROLL

2017 (JUNIOR): Saw action in six contests ... ranked second on the team with 13 points ... went 2-for-3 on field goals ... connected on 7-of-7 PATs ... saw first collegiate action at Army ... made first collegiate points after connecting on 2-of-2 PATs against UTSA ... made first career field goal on a 26-yard attempt at Middle Tennessee ... scored four points at North Texas ... connected on a season-high 27-yard field goal attempt and an extra point ... went 3-for-3 on PATs against LA Tech ... only extra point attempt was good at UAB.

2016 (SOPHOMORE): Saw action on scout team.

2015 (FRESHMAN): Saw action on scout team.

2014: Redshirted.

PRIOR TO UTEP: Played at Coronado High School ... connected on six of seven field goals on the year (86 percent) ... career-long of 40 yards ... made 51-of-53 PATs ... scored a career-high eight points (five PATs, one FG) against Americas High School on Sept. 20, 2013.

PERSONAL: Business major.




CAREER STATISTICS

| SEASON | GP-GS | MADE | ATT | LONG | PCT |
|---------------|------------|----------|----------|-----------|-------------|
| 2017 | 6-0 | 2 | 3 | 27 | 66.7 |
| TOTALS | 6-0 | 2 | 3 | 27 | 66.7 |

CAREER HIGHS

| | NO. | OPPONENT | YEAR |
|---------------------|------------|---------------------|---------------|
| Points Scored | 4 | at North Texas | Nov. 11, 2017 |
| PATs | 3 | vs. LA Tech | Nov. 18, 2017 |
| Field Goals Made | 1, 2 times | last at North Texas | Nov. 11, 2017 |
| Field Goal Attempts | 1, 3 times | last vs. LA Tech | Nov. 18, 2017 |
| Longest Field Goal | 27 | at North Texas | Nov. 11, 2017 |



**#24 | REYNALDO
FLORES**
RB | 6-0 | 200 | FR-RS
EL PASO, TEXAS
(YSLETA HS)

2018 C-USA COMMISSIONER'S ACADEMIC MEDAL
2018 C-USA COMMISSIONER'S ACADEMIC HONOR ROLL

2017: Redshirted.

PRIOR TO UTEP: Played three years on the varsity squad at Ysleta High School ... rushed for 3,352 yards on 584 carries (5.7 avg.) and 28 touchdowns ... added 65 receptions for 775 yards (11.9 avg.) and 13 scores in 31 career games ... hit 1,216 rushing yards on 179 carries (6.8 avg.) with 15 total touchdowns during senior season (2016) ... rushed for a career-high 1,498 yards on 281 attempts (5.3 avg.) and 16 total scores during junior campaign ... rushed for a career-best 235 yards on 32 carries and scored a pair of touchdowns during a win against Riverside ... hit 100-plus yards in 13 games, while going 200-plus in four of those contests ... registered a career-high 171 yards on four receptions (42.8 avg.) and two scores during a 71-12 victory over Hanks.

PERSONAL: Reynaldo Flores is the son of Reynaldo and Leticia Flores ... has one brother and two sisters ... mother, Leticia, is a UTEP graduate ... graduated from Ysleta High School third in his class and was a member of the National Honor Society ... born in El Paso ... mechanical engineering major.



**#47 | STEPHEN
FORESTER**
LB | 6-1 | 235 | JR-2L
DALLAS, TEXAS
(DALLAS CHRISTIAN HS)

C-USA COMMISSIONER'S HONOR ROLL (2016 & 2017)

2017 (SOPHOMORE): Played in three games.

2016 (RS FRESHMAN): Saw action in three contests after returning from injury ... recorded three tackles ... tied career high with two tackles against Southern Miss ... added a solo stop at LA Tech.

MEET THE MINERS


2015 (FRESHMAN): Played in the first two games as a true freshman before suffering a season-ending injury ... opened the season with two tackles at Arkansas.

PRIOR TO UTEP: Started all four seasons on the varsity squad ... recorded 99 tackles (71s/28a), 26 tackles for loss, 15 sacks, seven forced fumbles, four fumble recoveries and five blocked kicks during senior season ... opened the 2013 season with a career-best five sacks against Dallas HSAA North ... returned a fumble 22 yards for a touchdown in a 48-10 victory over Shelton High School ... registered eight quarterback hurries twice in 2013 (vs. Parish Episcopal & Ft. Worth Christian) ... named district MVP, first team All-State and first team All-District after senior season ... during junior season (2012), recorded 111 tackles (70s/41a), 22 tackles for loss, 15 sacks, five forced fumbles and five blocked kicks ... named first team All-District, first team All-State and District Defensive Lineman of the Year... tallied 48 stops (21s/27a) in sophomore season (2011) and set career-high with 12 tackles (5s/7a) during a 38-10 win over Regents High School ... posted four sacks and 25 tackles (18s/7a) as a freshman (2010) ... made impact during first season with two games registering 10 tackles or more, while setting a season-high with 11 stops (nine solo) versus Trinity Christian ... three-time SportsDay HS Defensive Player of the Week honorable mention ... TAPPS D-11 District 2 Defensive MVP, All-District defensive lineman first team, All-State defensive lineman first team and Academic All-State ... Chargers recorded a 12-1 record in 2013 and won the TAPPS 3-III District title.

PERSONAL: Son of Herschel and Cindy ... pre-business major.

| CAREER STATISTICS | | | | | | | | | | |
|-------------------|------------|----------|----------|----------|------------|------------|------------|------------|----------|----------|
| SEASON | GP-GS | UT | AT | TOT | TFL | SAC | INT | FF/FR | PBU | QBH |
| 2015 | 2-0 | 0 | 2 | 2 | 0-0 | 0-0 | 0-0 | 0/0 | 0 | 0 |
| 2016 | 3-0 | 1 | 2 | 3 | 0-0 | 0-0 | 0-0 | 0/0 | 0 | 0 |
| 2017 | 3-0 | 0 | 0 | 0 | 0-0 | 0-0 | 0-0 | 0/0 | 0 | 0 |
| TOTALS | 8-0 | 1 | 4 | 5 | 0-0 | 0-0 | 0-0 | 0/0 | 0 | 0 |

| CAREER HIGHS | | | |
|--------------|------------|------------------------|----------------|
| | NO. | OPPONENT | YEAR |
| Tackles | 2, 2 times | last vs. Southern Miss | Sept. 24, 2016 |



#5 | KEYNAN FOSTER
WR | 5-9 | 165 | JR-11
MILL CREEK, WASH.
(FLORIDA A&M)

C-USA COMMISSIONER'S ACADEMIC HONOR ROLL (2017 & 2018)

2017 (SOPHOMORE): Played in four games, making one start at the slot receiver position against Arizona ... former walk-on earned full scholarship at Camp Ruidoso for performance on the field and in the classroom ... averaged 22.8 yards on nine kickoff returns (205 yards) before missing remainder of season due to injury ... registered three receptions for 23 yards ... gained 19 yards on a pair of carries (9.5 avg.) with a long rush of 15 yards ... tallied 45 yards on two kickoff returns with a long return of 23 yards, while hauling in a seven-yard reception at no. 7 Oklahoma ... registered a 15-yard run against Rice ... gained 94 yards on four kickoff returns (23.5 avg.) with a season-long 28-yard dash and recorded a 13-yard reception against Arizona ... registered 66 yards on three kickoff returns with a long of 25 yards, while adding a three-yard reception and a four-yard rush at rival NM State.

2016: Redshirted.

PRIOR TO UTEP: Played a season at Florida A&M University, seeing action on special teams...saw the field in five games... registered seven kickoff returns for 97 yards... named to the 2014 All Wesco 4A Football Offensive First Team as a senior... hauled in 69 receptions for 1,152 yards (16.6 avg.) and 13 touchdowns during three seasons for Jackson High School... had one kickoff return for a touchdown as a senior... member of the 2012 All-Wesco 4A Football Offensive Second Team as a sophomore and named to the All Wesco 4A Defensive First Team as a defensive back and kick returner as a junior.

PERSONAL: Full name is Keynan Selwyn Foster...son of Selwyn and Cindy Foster...has two sisters...born in Seattle, Wash...business administration major.

| CAREER STATISTICS | | | | | | | |
|-------------------|------------|----------|-----------|------------|----------|-----------|------------|
| SEASON | GP-GS | REC | YDS | AVG. | TD | LONG | AVG/GM |
| 2017 | 4-1 | 3 | 23 | 7.7 | 0 | 15 | 5.8 |
| TOTALS | 4-1 | 3 | 23 | 7.7 | 0 | 15 | 5.8 |

| CAREER HIGHS | | | |
|-------------------|------------|------------------|----------------|
| | NO. | OPPONENT | YEAR |
| Rush Attempts | 1, 2 times | last at NM State | Sept. 23, 2017 |
| Rush Yards | 15 | vs. Rice | Sept. 9, 2017 |
| Long Rush | 15 | vs. Rice | Sept. 9, 2017 |
| Receptions | 1, 3 times | last at NM State | Sept. 23, 2017 |
| Receiving Yards | 13 | vs. Arizona | Sept. 15, 2017 |
| Long Reception | 13 | vs. Arizona | Sept. 15, 2017 |
| All-Purpose Yards | 107 | vs. Arizona | Sept. 15, 2017 |
| Kick Returns | 4 | vs. Arizona | Sept. 15, 2017 |
| Kick Return Yards | 94 | vs. Arizona | Sept. 15, 2017 |
| Long Kick Return | 28 | vs. Arizona | Sept. 15, 2017 |



#65 | DERRON GATEWOOD
OL | 6-2 | 297 | SR-3L
ODESSA, TEXAS
(PERMIAN HS)

C-USA COMMISSIONER'S HONOR ROLL (2015, 2017, 2018)

2017 (JUNIOR): Made 10 starts in 11 contests played, missed one game due to injury and one start due to 'Senior Day' ... offensive line allowed zero sacks against WKU and UTSA ... O-line allowed one sack at no. 7 Oklahoma and at North Texas ... running game hit 100 yards or more in seven contests while rushing touchdowns were scored in the first six games of the season ... Miners rushed for season-high two touchdowns against UTSA ... Miners rushed for season-most 164 yards and a score against LA Tech, in which Joshua Fields hit a career-high 137 yards ... Miners rushed for 163 yards and a score against WKU.

2016 (SOPHOMORE): Started all 12 games, getting the nod at the center position the first five games and starting the final seven games at the right guard position ... played on an offensive line that paved the way for Aaron Jones to rush for a single-season program-record 1,773 yards, while Jones also became UTEP's all-time leading rusher ... Miners averaged 185.5 rushing yards per game and scored 20 touchdowns on the ground ... the offensive line yielded 22 sacks (1.83 per game), ranking in the top half of Conference USA ... capped campaign with a season-high 555 yards of total offense, including a season-best 384 yards rushing (most since 1983)

T MEET THE MINERS

and four scores during a victory against North Texas ... opened season with 518 yards of total offense against rival NM State, while rushing for 289 yards ... rushed for 323 yards against Houston Baptist ... followed with 237 yards rushing at Florida Atlantic.

2015 (FRESHMAN): Played in five contests at the center and right guard positions ... saw action against Incarnate Word when the Miners passed for a season-high 280 yards and a pair of scores during the victory ... played during the win over Florida Atlantic where the Miners threw for 271 yards and rushed for another 137 ... saw time against Texas Tech, as UTEP gained 414 total yards (second-most during 2015).

2014: Redshirted.

PRIOR TO UTEP: A two-year starter for the Panthers ... earned a spot on the 2013 Dave Campbell's Texas Football Super Team third team ... gave up zero sacks during the 2013 campaign, garnering All-State Honorable Mention honors ... named to the 2013 All-District 2-5A Superlatives first team and 2012 All-District 2-5A Superlative second team ... an All-Region Football honoree, a All-Permian Basin candidate and a three-time Academic All-District recipient ... played baseball for two seasons.

PERSONAL: Full name is Derron Lee Gatewood ... son of Kevin and Denisa Gatewood ... has one brother and one sister ... born in Odessa, Texas ... pre-nursing major.



DERRON GATEWOOD VS. NM STATE (2017)



#32 | SERGIO
GONZALEZ
LB | 5-10 | 230 | FR-RS
EL PASO, TEXAS
(UTPB)

2017: Redshirted.

PRIOR TO UTEP: Signed with UTPB prior to the 2016 season ... racked up big numbers at El Dorado High School during senior campaign at running back, leading the squad with 1,550 yards on 186 attempts (8.3 avg.) and 17 touchdowns ... named 1-6A Offensive MVP following senior year ... rushed for season-high 188 yards against Tascosa ... named District 1-6A Newcomer of the Year and first team All-District after rushing for 1,377 yards and 13 scores during junior season ... added four scoring receptions.

PERSONAL: Son of Martha Gonzalez.




#63 | JOSIAH
GRAY
OL | 6-4 | 305 | SO-OL
RANCHO, CALIF.
(RANCHO CUCAMONGA HS)

2017 (RS FRESHMAN): Played on the scout team.

2016: Redshirted.

PRIOR TO UTEP: Played three seasons of varsity football for the Cougars on the offensive line ... named Baseline League first-team offense ... created openings, helping Cougar quarterbacks pass for 2,856 yards and 24 touchdowns and rushers gain 1,754 yards with 16 scores ... Rancho Cucamonga averaged 468.4 all-purpose yards per game ... the Cougars rushed for 331 yards and four scores during a win over Norco ... rushers tallied 301 yards on 30 carries and scored four touchdowns during a win at Los Osos.

PERSONAL: Full name is Josiah Andrew Gray ... son of Germaine Gray and Killie McGee ... has three brothers and two sisters ... uncle Lamar Gray played football at Colorado, cousin Trace Gray played football at CSU-Pueblo and father played football at USC ... born in Fontana, Calif. History major.



#7 | KALAI
GRIFFIN
LB | 6-1 | 225 | JR-1L
BETHESDA, MD.
(VENTURA CC)

2018 C-USA COMMISSIONER'S HONOR ROLL

2017 (SOPHOMORE): Played in 10 games, seeing action on defense and special teams ... recorded 15 tackles (eight solo), 2.5 tackles for loss (10 yards), one sack and one quarterback hurry ... notched a season-best five tackles versus Arizona ... opened season with three stops at no. 7 Oklahoma ...

MEET THE MINERS

posted two tackles, a tackle for loss and a sack versus LA Tech ... recorded a quarterback hurry against UAB.

PRIOR TO UTEP: Led team to 5-0 conference and 8-3 overall record ... saw action in nine games during 2016 season ... registered 40 (30s/10a) tackles, four tackles for loss, one forced fumble and five pass breakups ... notched a career-high of seven stops and three breakups in victory over Orange Coast ... posted a personal best of seven solo tackles in 48-25 win over Canyons ... recorded first career forced fumble against Bakersfield and added five tackles ... notched four stops, two tackles for loss and a pass breakup in win over Moorpark ... 2016 Southern California Football Association Northern Conference Honorable Mention defense ... a two-sport letterwinner at Walter Johnson HS in football and wrestling ... as a senior racked up 53 tackles, 17 pass breakups, one interception and one sack ... also proved to be threat on kick return, recording 325 return yards on the season ... tallied 36 pass breakups in two seasons with the Wildcats.

PERSONAL: Full name is Kalaii Kano Griffin II ... father is Kalaii Griffin and mother is Paulette Alston ... has one brother and three sisters ... sister Kalena Alston Griffin took over parental role after parents passed away ... born in Springfield, Massachusetts ... communication major.

CAREER STATISTICS


| SEASON | GP-GS | UT | AT | TOT | TFL | SAC | INT | FF/FR | PBU | QBH |
|---------------|-------------|----------|----------|-----------|---------------|------------|----------|------------|----------|----------|
| 2017 | 10-0 | 8 | 7 | 15 | 2.5-10 | 1-0 | 0 | 0/0 | 0 | 1 |
| TOTALS | 10-0 | 8 | 7 | 15 | 2.5-10 | 1-0 | 0 | 0/0 | 0 | 1 |

CAREER HIGHS

| | NO. | OPPONENT | YEAR |
|------------------|--------------|------------------|----------------|
| Tackles | 5 | vs. Arizona | Sept. 15, 2017 |
| Sacks | 1 | vs. LA Tech | Nov. 18, 2017 |
| Tackles For Loss | 1.0, 2 times | last vs. LA Tech | Nov. 18, 2017 |



#61 | RUBEN GUERRA
OL | 6-4 | 310 | JR-1L
BAKERSFIELD, CALIF.
(LIBERTY HS)



#4 | BRODERICK HARRELL
DB | 5-11 | 205 | SO-OL
LUBBOCK, TEXAS
(FRENSHIP HS)



RUBEN GUERRA VS. UTSA (2017)

2017 C-USA COMMISSIONER'S ACADEMIC HONOR ROLL

2017 (RS FRESHMAN): Played on scout team.

2016: Redshirted.

PRIOR TO UTEP: Played two seasons of varsity football, seeing action at cornerback and wide receiver ... compiled 73 tackles (54s/19a), two interceptions and 312 all-purpose yards ... during senior campaign notched 69 stops (51s/18a), 15 pass breakups, a tackle for loss, 12 receptions for 301 yards and two scores ... posted a career-best 128 yards and a touchdown on four catches during a win over Amarillo, including a career-long 71-yard reception ... also tied career-best with 16 stops (11 solo) against Sandies ... recorded a career-high 16 tackles (11 solo) and tallied 90 yards on three receptions and a touchdown versus Monterey ... also had a key 66-yard catch in victory over the Plainsmen ... registered a reception for 40 yards, five tackles and three pass breakups versus San Angelo Central ... posted eight solo stops and two passes defended in a victory against Cooper ... had seven performances with five or more tackles ... as a junior, helped the Tigers finish the season 9-3 ... opened the campaign with three tackles and

2016 C-USA COMMISSIONER'S HONOR ROLL

2017 (SOPHOMORE): Played in 11 contests, making eight starts at the right tackle position ... offensive line allowed zero sacks against WKU and UTSA ... O-line allowed one sack at no. 7 Oklahoma and at North Texas ... running game hit 100 yards or more in seven contests while rushing touchdowns were scored in the first six games of the season ... Miners rushed for season-high two touchdowns against UTSA ... Miners gained a season-high 410 yards of total offense and rushed for season-most 164 yards with a score against LA Tech, in which Joshua Fields hit a career-high 137 yards ... Miners rushed for 163 yards and a score against WKU.

2016 (RS FRESHMAN): Saw action against North Texas.

2015 (FRESHMAN): Redshirted.

PRIOR TO UTEP: Played two seasons of varsity football for the Patriots (17 games) ... played tackle on the offensive and defensive lines ... tallied six tackles (four solo) during his career ... registered two stops during senior season ... efforts helped Liberty High School to a 10-3 overall mark and an undefeated (5-0) league record ... named to preseason All-Central-Section first team prior to 2014 campaign ... created holes and paved the way for Patriots' rushers to gain 2,442 yards and 32 touchdowns as a team (187.8

T MEET THE MINERS

an interception (nine yards) in win over Burges ... garnered 2-6A All-District second team honors and was named to Lone Star Varsity Super Team.

PERSONAL: Broderick Harrell is the son of Merlene Harrell ... has two brothers and four sisters ... born in Brownfield, Texas ... undeclared major.



**#74 | BIJAN
HOSSEINI**
OL | 6-3 | 300 | SR-OL
UPLAND, CALIFORNIA
(CHAFFEY CC)

2017 (JUNIOR): Saw action at no. 7 Oklahoma ... offensive line surrendered one sack against the Sooners.

PRIOR TO UTEP: Played sophomore year (2016) at Chaffey College on the offensive line, starting all 10 games ... started seven games during freshman year (2015) at Fullerton College.

PERSONAL: Bijan Hosseini is the son of Perry Hosseini ... has one sister ... born in Upland, Calif. ... undeclared major.



**#19 | TREYVON
HUGHES**
RB | 6-1 | 237 | JR-2L
CARROLLTON, TEXAS
(HEBRON HS)

2017 (SOPHOMORE): Played in all 12 games and made six starts at linebacker ... registered 40 tackles, two quarterback hurries and 0.5 tackle for loss ... recorded a career-high 11 tackles versus Rice ... notched eight stops (four solo) versus Army ... posted a quarterback hurry against no. 7 Oklahoma and WKU ... tallied four tackles versus Arizona ... recorded three tackles in three different contests (vs. Oklahoma, UTSA and LA Tech).

2016 (RS SOPHOMORE): Missed season due to injury.

2015 (FRESHMAN): Played in nine games as a true freshman, while missing time due to injury ... gained 67 rushing yards on 25 attempts ... registered a season high in carries (six) and yards (36) at Old Dominion ... gained 16 yards on four attempts during a season finale win at North Texas.

PRIOR TO UTEP: During senior season at Hebron High School, rushed 240 times for 1,445 yards (6.0 average) and 14 touchdowns (15 total TDs) ... registered 222 yards on the ground and two scores during a 37-24 win over Lewisville as performance earned him SportsDay High School Offensive Player of the Week honorable mention ... also earned honorable mention for 173-yard and three-touchdown performance in a 56-20 win over Flower Mound ... had six showings of 120 yards rushing or more during senior season ... sprinted 71 yards to the end zone in 37-7 win over Abilene (12 carries, 129 yards, 2 touchdowns) ... also had a 71-yard run against Coppell ... named 2013 co-offensive MVP District 5-5A ... picked up a three-star rating by ESPN.com and was ranked 81st on the 2014 ESPN 300 Top Running Backs List ... accounted for 43 percent of Hebron's total yards ... caught three passes for 36 yards and a score ... played at Waxahachie during junior season (2012) ... rushed for 1,461 yards on 205 carries with 16 touchdowns ... named to 2012 15-4A All-District first team ... led the Indians to victory

over No. 3 West Mesquite (42-0) with three touchdowns, including 35-yard punt return for a score ... played linebacker during sophomore season on varsity squad for the Indians.

PERSONAL: Son of Jasper Hughes and Shetara Dickerson ... pre-business major.

CAREER STATISTICS

| SEASON | GP-GS | UT | AT | TOT | TFL | SAC | INT | FF/FR | PBU | QBH |
|---------------|-------------|-----------|-----------|-----------|------------|----------|----------|------------|----------|----------|
| 2015 | 9-0 | 1 | 0 | 1 | 0.0 | 0 | 0 | 0/0 | 0 | 0 |
| 2016 | -- | -- | -- | -- | -- | -- | -- | -- | -- | -- |
| 2017 | 12-6 | 14 | 26 | 41 | 0.5 | 0 | 0 | 0/0 | 2 | 0 |
| TOTALS | 21-6 | 15 | 26 | 42 | 0.5 | 0 | 0 | 0/0 | 2 | 0 |

CAREER STATISTICS

| SEASON | GP-GS | RUSH | YDS | AVG. | TD | LONG | AVG/GM |
|---------------|-------------|-----------|-----------|------------|----------|-----------|------------|
| 2015 | 9-0 | 25 | 67 | 2.7 | 0 | 19 | 7.4 |
| 2016 | -- | -- | -- | -- | -- | -- | -- |
| 2017 | 0 | 0 | 0 | 0 | 0 | 0 | 0 |
| TOTALS | 21-6 | 25 | 67 | 2.7 | 0 | 29 | 7.4 |

CAREER HIGHS

| | NO. | OPPONENT | YEAR |
|-------------------|-----|-----------------|---------------|
| Rush Attempts | 6 | at Old Dominion | Nov. 14, 2015 |
| Rush Yards | 36 | at Old Dominion | Nov. 14, 2015 |
| Long Rush | 19 | at Old Dominion | Nov. 14, 2015 |
| All-Purpose Yards | 36 | at Old Dominion | Nov. 14, 2015 |
| Tackles | 11 | vs. Rice | Sept. 9, 2017 |
| Tackles For Loss | 0.5 | vs. UTSA | Oct. 28, 2017 |



TREYVON HUGHES VS. RICE (2017)



MEET THE MINERS



#12 | ADRIAN HYNSON
DB | 5-10 | 195 | SR-3L
CORPUS CHRISTI, TEXAS
(FLOUR BLUFF HS)

2017 (JUNIOR): Played in all 12 games ... recorded 10 tackles (eight solo) ... matched his career-best four tackles versus Middle Tennessee ... posted three stops against Arizona ... recorded one stop in three different contests (vs. no. 7 Oklahoma, Army and UAB).

2016 (SOPHOMORE): Played in all 12 contests ... tallied five tackles (one solo) ... registered a season-high three stops against Army ... tallied a solo tackle against Southern Miss ... recorded an assisted tackle versus Old Dominion.

2015 (FRESHMAN): Played in 11 games on special teams and defense ... tallied 11 tackles (seven solo), one tackle for loss and one sack ... registered a career-best four stops, a tackle for loss and sack versus UTSA ... posted three tackles in the Miners' season opener versus Arkansas ... also recorded tackles against NM State, Incarnate Word, Southern Miss and Old Dominion

2014: Redshirted.

PRIOR TO UTEP: Played three seasons on varsity squad ... a 2013 Dave Campbell's All-State first team recipient ... competed in 12 games during senior season ... registered a team-leading 83 tackles (29s/54a) and four tackles for loss ... also picked off two passes for 100 yards, including a 54-yard pick-six in a 63-21 win against Mercedes High School ... 2013 All-South Texas first team ... named 2013 All-District 31-4A District MVP and 2013 Friday Night Fever Play of the Year recipient ... 2013 class 4A Region IV preseason Elite Team selection ... registered four performances of 10 or more tackles in 2013 ... helped Hornets to a 10-2 record (7-0 district) during senior season ... rated a two-star recruit on Scout.com and ranked 75th safety in the nation on 247sports.com ... 2013 Texas Associated Press Sports Editors Call 4A All-State second-team honoree ... played 14 games in 2012, tallying 106 tackles (57s/49a) and four tackles for loss ... named first-team All-District ... in 2011 (12 games played) recorded 89 tackles (42s/47a), three interceptions, one touchdown, three forced fumbles, three tackles for loss and three breakups.

PERSONAL: Full name is Adrian DeShawn Hynson ... son of Donald and Lori Hynson ... has three brothers ... born in Pensacola, Fla. ... pre-business major.

CAREER STATISTICS

| SEASON | GP-GS | UT | AT | TOT | TFL | SAC | INT | FF/FR | PBU | QBH |
|---------------|-------------|-----------|-----------|-----------|--------------|--------------|------------|------------|----------|----------|
| 2014 | 0-0 | 0 | 0 | 0 | 0.0-0 | 0-0 | 0-0 | 0/0 | 0 | 0 |
| 2015 | 11-0 | 7 | 4 | 11 | 1.0-8 | 1.0-8 | 0-0 | 0/0 | 0 | 0 |
| 2016 | 12-0 | 1 | 4 | 5 | 0.0-0 | 0-0 | 0-0 | 0/0 | 0 | 0 |
| 2017 | 12-0 | 8 | 2 | 10 | 0.0-0 | 0-0 | 0-0 | 0/0 | 0 | 0 |
| TOTALS | 35-0 | 16 | 10 | 26 | 1.0-8 | 1.0-8 | 0-0 | 0/0 | 0 | 0 |

CAREER HIGHS

| | NO. | OPPONENT | YEAR |
|-------------------|------------|--------------------------|---------------|
| All-Purpose Yards | 3 | at Southern Miss | Oct. 14, 2017 |
| Punt Returns | 1 | at Southern Miss | Oct. 14, 2017 |
| Punt Return Yards | 3 | at Southern Miss | Oct. 14, 2017 |
| Tackles | 4, 2 times | last at Middle Tennessee | Nov. 4, 2017 |
| Sacks | 1.0 | vs. UTSA | Oct. 3, 2015 |
| Tackles For Loss | 1.0 | vs. UTSA | Oct. 3, 2015 |



#25 | MARCUS JENKINS
DB | 6-0 | 170 | FR-RS
EL PASO, TEXAS
(EASTLAKE HS)

2017: Redshirted.

PRIOR TO UTEP: Played two seasons on the varsity team at Eastlake High School ... posted 54 tackles during career ... registered team-highs in interceptions (three) and passes defended (15), while recording 21 tackles during senior season (2016) ... intercepted passes against Chapin, Del Valle and Andress ... tallied season-high five stops in a victory against Andress ... recorded season-best three passes defended during a win against Ysleta ... recorded 33 tackles and three pass breakups during junior season ... recorded career-high six tackles and added a pass breakup in a triumph against Ysleta.

PERSONAL: Full name is Marcus Elijah Jenkins ... son of Michael Jenkins ... has one brother and three sisters ... born in Augusta, Ga.



#32 | CHRISTIAN JOHNSON
DL | 6-2 | 255 | SO-1L
EL PASO, TEXAS
(PARKLAND HS)

C-USA COMMISSIONER'S ACADEMIC HONOR ROLL (2017 & 2018)

2017 (RS FRESHMAN): Played in three games ... notched a career-high four tackles and a tackle for loss at UAB.

2016: Redshirted.

PRIOR TO UTEP: Played four seasons of varsity football at Parkland HS, playing defensive end and linebacker ... saw action in 39 games and racked up 180 total tackles, 10 tackles for loss, 33.5 sacks, 45 quarterback hurries and five fumble recoveries ... during senior campaign posted a season-best 64 tackles (29s/35a), 4.5 sacks, 17 quarterback hurries and one fumble recovery ... recorded eight showings with five or more tackles ... registered a career-high nine tackles (6s/3a) and two sacks for 20 yards versus Del Valle ... as a junior tallied 47 tackles (28s/19a), 5.5 sacks, four quarterback hurries and one fumble recovery ... recorded four performances with five or more tackles, including a season-best nine in a victory over Mountain View ... during sophomore season notched 32 tackles (19s/13a), 15.5 sacks, 16 quarterback hurries, four tackles for loss, three fumble recoveries and two forced fumbles ... registered five showings with two or more sacks ... set a career best of 3.5 sacks for 31 yards in a 49-21 win over Hanks ... also added two fumble recoveries for 79 yards and a touchdown versus the Knights ... as a freshman played in eight games ... tallied 42 tackles (24s/18a), five tackles for loss, 8.0 sacks, eight quarterback hurries and one forced fumble ... had five performances with five or more tackles ... closed the season with a season best of eight tackles (5s/3a) and three sacks in a victory over Eastlake ... put the pressure on versus Riverside, notching one sack and a career-best six quarterback hurries ... named to the 2016 El

MEET THE MINERS

Paso Times All-City Defense first team ... played in the 24th Annual Greater El Paso Football Showcase All-Star Football game.

PERSONAL: Christian Johnson is the son of Anthony and Tammy Johnson ... has two sisters and one brother ... born in El Paso, Texas ... biology major.

CAREER STATISTICS

| SEASON | GP-GS | UT | AT | TOT | TFL | SAC | INT | FF/FR | PBU | QBH |
|---------------|------------|----------|----------|----------|--------------|------------|------------|------------|----------|----------|
| 2016 | 0-0 | 0 | 0 | 0 | 0.0-0 | 0-0 | 0-0 | 0/0 | 0 | 0 |
| 2017 | 3-0 | 4 | 0 | 4 | 1.0-5 | 0-0 | 0-0 | 0/0 | 0 | 0 |
| TOTALS | 3-0 | 4 | 0 | 4 | 1.0-5 | 0-0 | 0-0 | 0/0 | 0 | 0 |

CAREER HIGHS

| | NO. | OPPONENT | YEAR |
|------------------|-----|----------|---------------|
| Tackles | 4 | at UAB | Nov. 25, 2017 |
| Tackles For Loss | 1.0 | at UAB | Nov. 25, 2017 |



#7 | KAVIKA JOHNSON
WR | 6-1 | 205 | SR-3L
LAS CRUCES, N.M.
(MAYFIELD HS)

2016 C-USA COMMISSIONER'S HONOR ROLL

2017 (JUNIOR): Saw action in all 12 games, making five starts at wide receiver ... registered 14 receptions for 163 yards (11.6 avg.) and a pair of touchdown receptions ... completed only pass, a 38-yard toss ... one of only five Miners since 1998 to throw a touchdown, rush for a touchdown and catch a touchdown during a career ... registered career highs in receptions (six), receiving yards (67) and long reception (40 yards) against Rice ... recorded first collegiate receiving score against WKU on a 15-yard reception ... hauled in a 33-yard score against LA Tech ... threw a 38-yard pass and caught a nine-yard pass against Arizona ... recorded 25 yards on a pair of receptions at Southern Miss.

2016 (SOPHOMORE): Played in all 12 games, making lone start under center at no. 11 Texas ... overall threw for 131 yards on 12-of-21 passing with a touchdown and an interception ... added 11 receptions for 95 yards and 42 rushing yards ... hurled a 74-yard touchdown (UTEP season-long) after a Ryan Metz lateral pass during a 5OT victory at UTSA ... opened the campaign with 41 all-purpose yards, including 26 yards on a pair of receptions during a victory against rival NM State ... registered career highs in receptions (three), receiving yards (32) and longest catch (27) at Rice ... recorded 28 yards on two catches during a victory against Houston Baptist.

2015 (FRESHMAN): Played in nine contests as a true freshman ... saw action at quarterback and tailback ... threw for 218 yards on 27-of-53 passing, three touchdowns and zero interceptions ... added 209 rushing yards and a rushing score ... opened collegiate career at Arkansas, completing both attempts for seven yards ... tallied a season-high 107 yards passing, including a season-best 58-yard completion and a touchdown pass at FIU ... threw an 11-yard score against LA Tech ... ran for a career-best 75 yards on 16 carries, including a five-yard touchdown run during a victory at North Texas in the season finale ... added a 32-yard touchdown toss against the Mean Green ... gained 40 yards on nine carries during UTEP's come-from-behind win at rival NM State.

PRIOR TO UTEP: Played four varsity football seasons for the Trojans and led team to an 11-2 record as a senior ... as a senior threw for 2,000 yards,

17 touchdowns and only three interceptions, and ran 182 times for 1,555 yards and 23 scores ... led Mayfield to the second consecutive state championship game against Rio Rancho, rushing for 137 yards and throwing for three touchdowns ... set the school record in total offense yards for a season with 3,555 and most yards per carry (8.52) ... named the Academy Sports Right Stuff Player to Watch after accounting for 372 total yards and five touchdowns against Franklin ... rushed for 182 yards and two scores while throwing for 101 yards and a touchdown in victory over Las Cruces ... opened the playoffs with a victory over Clovis, completing 17 of 20 passes for 265 yards ... earned multiple spots in the Mayfield record book, becoming the all-time career rushing leader with 4,081 yards and the all-time total offense leader with 7,831 yards ... led the team to the 2013 5A State Championship ... during junior season passed for 1,093 yards, 10 touchdowns, and rushed for 1,714 yards and 14 scores ... in 2012 ran for a total of 812 yards and 11 touchdowns and tallied 850 passing yards, 12 scores and one interception ... was named back-to-back District Offensive Player of the Year and was a two-time All-District first team honoree ... garnered 2014 All-State second team, 2013 All-State first team and 2012 All-State honorable mention recognition... as a rookie was named Las Cruces Sun News Newcomer of the Year and earned a spot on the All-District second team ... also played varsity basketball for the Trojans.

PERSONAL: Full name is Kavika Rashaan Johnson ... son of Marcia and Shawn Johnson ... has one brother and one sister ... cousin Ty Warren played eight seasons with the New England Patriots (2003-10) and two with the Denver Broncos (2011-12) ... born in Logan, Utah ... undecided major.

CAREER STATISTICS

| SEASON | GP-GS | CMP-ATT-INT | YDS | TD | LONG | PCT | AVG/P | AVG/G | EFFIC |
|---------------|-------------|----------------|------------|----------|-----------|-------------|------------|-------------|--------------|
| 2015 | 9-0 | 27-53-0 | 218 | 3 | 58 | 50.9 | 4.1 | 24.2 | 104.2 |
| 2016 | 12-1 | 12-21-1 | 131 | 1 | 74 | 52.7 | 6.2 | 10.9 | 115.7 |
| 2017 | 12-5 | 1-1-0 | 38 | 0 | 38 | 100.0 | 38.0 | 3.2 | 419.2 |
| TOTALS | 33-6 | 40-75-1 | 387 | 4 | 74 | 53.3 | 5.2 | 11.7 | 111.6 |

CAREER STATISTICS

| SEASON | GP-GS | REC | YDS | AVG. | TD | LONG | AVG/GM |
|---------------|-------------|-----------|------------|-------------|----------|-----------|------------|
| 2015 | 9-0 | 0 | 0 | 0.0 | 0 | 0 | 0.0 |
| 2016 | 12-1 | 11 | 95 | 8.6 | 0 | 27 | 7.9 |
| 2017 | 12-5 | 14 | 163 | 11.6 | 2 | 40 | 13.6 |
| TOTALS | 33-6 | 25 | 258 | 10.3 | 2 | 40 | 7.8 |

CAREER HIGHS

| | NO. | OPPONENT | YEAR |
|-------------------|------------|------------------|----------------|
| Points Scored | 6, 3 times | last vs. LA Tech | Nov. 18, 2017 |
| Touchdowns | 1, 3 times | last vs. LA Tech | Nov. 18, 2017 |
| Rush Attempts | 16 | at North Texas | Nov. 28, 2015 |
| Rush Yards | 75 | at North Texas | Nov. 28, 2015 |
| Rush TDs | 1 | at North Texas | Nov. 28, 2015 |
| Long Rush | 21 | at North Texas | Nov. 28, 2015 |
| Pass Attempts | 20 | at FIU | Oct. 10, 2015 |
| Pass Completions | 10 | at FIU | Oct. 10, 2015 |
| Pass Yards | 107 | at FIU | Oct. 10, 2015 |
| Pass TDs | 1, 4 times | last vs. LA Tech | Nov. 21, 2015 |
| Long Pass | 74 | at UTSA | Nov. 22, 2016 |
| Receptions | 6 | vs. Rice | Sept. 9, 2017 |
| Receiving Yards | 67 | vs. Rice | Sept. 9, 2017 |
| Long Reception | 40 | vs. Rice | Sept. 9, 2017 |
| All-Purpose Yards | 75 | at North Texas | Nov. 28, 2015 |
| Tackles | 1 | at NM State | Sept. 23, 2017 |
| Pass Break-Ups | 1 | vs. North Texas | Nov. 26, 2016 |



MEET THE MINERS



#2 | TERRY JUNIEL
WR | 5-10 | 180 | SR-2L
SURPRISE, ARIZ.
(GLENDALE CC)

2017 ATHLON SPORTS PRESEASON ALL-C-USA SECOND TEAM
2016 ALL-C-USA HONORABLE MENTION
2016 ATHLON SPORTS PRESEASON ALL-C-USA FOURTH TEAM

2017 (JUNIOR): Started in two of 12 games played ... ranked fourth in Conference USA in kickoff returns (21) and kickoff return yards (533) ... ranked third in C-USA and 26th in FBS in kickoff return average (25.4) ... led team in punt returns (13) ... led team in receptions (23) for 224 yards (ranked second on team) ... led Miners in all-purpose yards (812) and average per game (67.7) ... resumed kickoff return duties at NM State and averaged 25.0 yards on a pair of returns with a long of 30 yards ... registered a career-long 59-yard kickoff return, while tallying 75 yards on two returns at Southern Miss ... recorded career highs in kickoff returns (six) and kickoff return yards (105) at Army with a long of 35 yards ... tallied 89 yards on three kickoff returns for a season-high 29.7 yards per return with a long of 41 yards versus UTSA ... recorded 87 yards on a trio of kickoff returns (29.0 avg.) with a long return of 49 yards at Middle Tennessee ... registered second career longest return (53 yards) against LA Tech ... returned two kickoffs for 49 yards at UAB ... notched a career-high 82 yards (four receptions) against Arizona ... recorded a career-high five receptions (46 yards) at Southern Miss ... tallied 38 yards on four catches at North Texas ... returned a punt 35 yards against WKU.

2016 (RS SOPHOMORE): Played in all 12 games ... earned All-Conference USA honorable mention ... team's leading punt returner, tallying 203 yards on 22 returns (9.2 avg.), with a pair of long returns of 43 yards ... led C-USA in punt returns and return yards ... returned nine kickoffs for 164 yards (18.2 avg.) with a long of 26 yards... caught nine passes for 83 yards with a long of 42 yards ... ranked fourth on team in all-purpose yards (447) and all-purpose yards per game (37.2) ... after missing the entire 2015 season, opened campaign with 104 yards on six punt returns with a long dash of 43 yards during a victory against rival NM State ... 104-yard performance is the eighth-best during a single game in program history, while it was the most since 2006 and was a single-game high in C-USA ... six returns against Aggies is tied for fifth-most during a single contest in program history ... also tallied a season-high 142 all-purpose yards versus NM State ... caught a pair of passes for 44 yards, including a season-long 42-yard grab at LA Tech ... registered season highs in kickoff returns (four) and kickoff return yards (76) at no. 11 Texas ... recorded two receptions for 12 yards against Old Dominion ... returned five punts for 49 yards with a long return of 43 yards during a victory against Houston Baptist ... took a punt 39 yards versus Old Dominion ... returned a punt 19 yards against FIU.

2015: Missed entire season due to an injury at camp.

PRIOR TO UTEP: Played and started in 10 games for Glendale Community College as a freshman ... led the team in receiving and returns ... registered 28 receptions for 407 yards (40.7 ypg) and three touchdowns ... on special teams notched 14 kick returns for 315 yards and 14 punt returns for 467 yards and four touchdowns ... ended the season with a career-long 67-yard touchdown against Snow College ... saw success as a punt returner, registering three showings of 100 or more yards, including a career-best 156 yards against Pima Community College ... played varsity football for Valley Vista High School for three seasons ... compiled 113 carries for 2,028 receiving yards and 33 total touchdowns ... saw action on special teams,

tallying 48 kickoff returns for 860 yards and 22 punt returns for 226 yards ... appeared in 10 games as a senior and notched five performances of 100-plus receiving yards ... had a career night in a victory over Maryvale, recording a total of 309 all-purpose yards, three touchdowns, one interception, three pass breakups, one fumble recovery and 138 total return yards ... opened the season with a career-long run of 73 yards against Willow Canyon ... posted a stellar showing against Mesa with nine catches for 199 yards, two touchdowns and a career-long 82-yard reception ... during junior campaign recorded eight showings of 100 or more all-purpose yards and two performances of over 200 yards ... named 2014 Western States Football League Special Teams Player of the Week after returning three punts for 122 yards, including an 86-yard touchdown in a win over Eastern Arizona ... garnered 2014 NJCAA All-American, All-WSFL and ACCAC first team special teams honors.

PERSONAL: Full name is Terry Juniel III ... son of Terry Juniel, Jr. and Damara Velgasquez ... has three sisters and one brother ... born in Phoenix, Ariz. ... multidisciplinary studies major.

CAREER STATISTICS

| SEASON | GP-GS | REC | YDS | AVG. | TD | LONG | AVG/GM |
|---------------|-------------|-----------|------------|------------|----------|-----------|-------------|
| 2016 | 12-0 | 9 | 83 | 9.2 | 0 | 42 | 6.9 |
| 2017 | 12-2 | 23 | 224 | 9.6 | 0 | 40 | 18.7 |
| TOTALS | 24-2 | 32 | 307 | 9.6 | 0 | 42 | 12.8 |

CAREER HIGHS

| | NO. | OPPONENT | YEAR |
|-------------------|-------------|---------------------|----------------|
| Rush Attempts | 1, 3 times | last at North Texas | Nov. 11, 2017 |
| Rush Yards | 4 | at Middle Tennessee | Nov. 4, 2017 |
| Long Rush | 4 | at Middle Tennessee | Nov. 4, 2017 |
| Receptions | 5 | at Southern Miss | Oct. 14, 2017 |
| Receiving Yards | 82 | vs. Arizona | Sept. 15, 2017 |
| Long Reception | 42 | at LA Tech | Oct. 1, 2016 |
| All Purpose Yards | 142 | vs. NM State | Sept. 3, 2016 |
| Punt Returns | 6 | vs. NM State | Sept. 3, 2016 |
| Punt Return Yards | 104 | vs. NM State | Sept. 3, 2016 |
| Long Punt Return | 43, 2 times | last vs. NM State | Sept. 3, 2016 |
| Kick Returns | 6 | at Army | Sept. 30, 2017 |
| Kick Return Yards | 105 | at Army | Sept. 30, 2017 |
| Long Kick Return | 59 | at Southern Miss | Oct. 14, 2017 |



TERRY JUNIEL VS. UTSA (2017)

T MEET THE MINERS



#71 | ROBERT LAZARIN
 OL | 6-3 | 310 | FR-RS
 EL PASO, TEXAS
 (EASTLAKE HS)

2017: Redshirted.

PRIOR TO UTEP: Played on the offensive line all four years on the varsity squad at Eastlake High School ... Falcons posted a 35-14 record (2013-16), including an 11-2 mark in 2015 with a pair of playoff victories ... in 2016, Eastlake rushed for 2,610 yards on 380 attempts (6.9 avg.) and 33 touchdowns; Falcons threw for 2,863 yards, 28 scores and only eight interceptions ... in 2015, the Falcons racked up 3,141 yards on 466 carries (6.7 avg.) and 35 touchdowns, while passing for 3,064 yards and 29 scores.

PERSONAL: Full name is Robert Anthony Lazarin ... son of Robert and Lilly Lazarin ... has one brother and one sister ... mother graduated from UTEP ... born in El Paso, Texas ... mechanical engineering major.



#2 | MICHAEL LEWIS
 DB | 6-0 | 192 | JR-2L
 TRINITY, TEXAS
 (TRINITY HS)

2015 ALL-C-USA FRESHMAN TEAM

2017 (RS SOPHOMORE): Played in 10 games and made six starts ... notched a total of 47 tackles (22 solo), three pass breakups and one quarterback hurry ... opened the season with a career-high nine tackles at no. 7 Oklahoma ... posted a stellar showing against WKU, recording nine tackles, one quarterback hurry and a pass breakup ... recorded eight stops (six solo) versus UTSA ... recorded five tackles against Rice and North Texas.

2016: Redshirted.

2015 (FRESHMAN): Played in all 12 games and made eight starts at safety ... recorded 38 tackles (28 solo) and two pass breakups ... notched career highs at Southern Miss and FIU with six stops ... turned in a solid performance versus Old Dominion, posting five tackles (four solo) and a pass breakup ... part of the defensive effort that yielded a season-low 307 total yards against LA Tech, contributing four tackles ... posted six showings with four or more tackles.

PRIOR TO UTEP: Played three varsity football seasons, seeing action at multiple positions ... posted 71 completions for a total of 1,014 passing yards, 47 receptions for 618 yards, 110 tackles (86s/24a) and 26 touchdowns ... during senior campaign ran 73 times for 471 yards and nine touchdowns ... in final game of the season ran for a career-best 102 yards and one touchdown versus Crockett ... recorded seven showings of over 100 all-purpose yards ... notched a career-best 295 all-purpose yards in the win over Elkhart that included a 102-yard interception return ... posted a season-best 11 tackles and two tackles for losses in a victory over Leon ... added 39 receptions for 513 yards and four touchdowns as a senior ... had six games with 50-plus receiving yards ... was the starting quarterback for the Tigers in 2013 ... started all 11 games, tallying 68 completions for 1,004 yards and rated

second on the team in rushing yards with 728 and 13 touchdowns ... saw playing time on defense, recording 30 tackles (25s/5a) and two sacks ... as a freshman played in 10 games and posted 27 tackles (16s/11a) ... a member of the varsity basketball team all four seasons.

PERSONAL: Full name is Michael Roy Lewis ... son of Gayla and Michael Lewis Sr. ... has one brother and one sister ... brother Demontrai Lewis played football at Kilgore College ... born in Huntsville, Texas ... sports medicine major.

CAREER STATISTICS

| SEASON | GP-GS | UT | AT | TOT | TFL | SAC | INT | FF/FR | PBU | QBH |
|---------------|--------------|-----------|-----------|-----------|----------|----------|----------|------------|----------|----------|
| 2015 | 12-8 | 28 | 10 | 38 | 0 | 0 | 0 | 0/0 | 2 | 0 |
| 2016 | -- | -- | -- | -- | -- | -- | -- | -- | -- | -- |
| 2017 | 10-6 | 22 | 25 | 47 | 0 | 0 | 0 | 0/0 | 3 | 1 |
| TOTALS | 22-14 | 50 | 35 | 85 | 0 | 0 | 0 | 0/0 | 5 | 1 |

CAREER HIGHS

| | NO. | OPPONENT | YEAR |
|---------------|------------|---------------------|---------------|
| Tackles | 9, 2 times | last vs. WKU | Oct. 7, 2017 |
| Pass Breakups | 1, 5 times | last at North Texas | Nov. 11, 2017 |



MICHAEL LEWIS VS. UTSA (2017)



MEET THE MINERS



#77 | GREG LONG
OL | 6-4 | 295 | SO-1L
EL PASO, TEXAS
(EASTWOOD HS)

2016 ALL-C-USA FRESHMAN TEAM

2017 (RS SOPHOMORE): Started first two games of season at the right tackle position before missing the rest of the campaign due to season-ending injury ... offensive line surrendered only one sack at no. 7 Oklahoma.

2016 (FRESHMAN): Played in nine games, starting four as a true freshman ... named to Conference USA All-Freshman team ... saw first game action against Army and made first career start against Southern Miss at the right guard position ... made switch to left tackle, getting starts at LA Tech, against FIU and at UTSA ... efforts on offensive line helped Miners average 185.5 rushing yards per game and score 20 rushing touchdowns, while efforts aided Aaron Jones to rush for a single-season program-record 1,773 yards ... the offensive line yielded 22 sacks (1.83 per game), ranking in the top half of C-USA ... closed the campaign with a season-high 555 yards of total offense, while rushing for a season-best 384 yards (most since 1983) and four scores during a season-finale victory against North Texas ... produced 323 yards rushing against Houston Baptist and followed with 237 rushing yards at Florida Atlantic.

PRIOR TO UTEP: Played two years of varsity football on the offensive and defensive line ... named All-City Offense first team ... earned All-District 1-6A first team honors ... efforts on offensive line helped Eastwood tally 2,038 rushing yards on 288 carries (7.1 avg.) with 16 touchdowns, while the quarterbacks passed for 2,430 yards, 29 touchdowns and only seven interceptions on 238 attempts ... recorded 12 (8s/4a) tackles during his career, with a tackle for loss and a quarterback hurry ... played in the El Paso All-Star game.

PERSONAL: Greg Long is the son of Diana and Greg Long ... has one sister and two brothers ... born in El Paso, Texas ... criminal justice major.



#18 | DAVID LUCERO
TE | 6-5 | 240 | SR-1L
HOLTVILLE, CALIF.
(ARIZONA WESTERN COLLEGE)

2017 (JUNIOR): Played in eight games, making one start before missing remainder of season due to injury ... was leading receiver prior to injury ... finished with 17 receptions for 129 yards and a touchdown ... scored first Division I touchdown and posted 15 yards on three catches at Army ... recorded season-high 31 yards on a trio of receptions against Rice ... hauled in a pair of passes, including a 13-yard catch for a first down at no. 7 Oklahoma ... registered a 14-yard reception against Arizona and another 14-yard grab versus UTSA ... tallied 14 yards on three receptions against WKU.

PRIOR TO UTEP: Saw action in all 12 games at Arizona Western College ... caught nine passes for 91 yards and a touchdown in 2016 ... tallied season bests in receptions (six), yards (71) and hauled in a score during a win

@UTEPFB

against Glendale Community College ... Arizona Western compiled an undefeated conference record (8-0), while going 11-1 overall in 2016 ... played in 11 games, tallying 63 yards on four receptions (15.8 avg.) at Boise State in 2015 ... recorded first career catch (26 yards) at BYU ... pulled in a 15-yard reception against Idaho State ... named San Diego Section All-Manzanita League first team on both offense and defense as a junior and senior ... caught 38 passes for 819 yards and 12 touchdowns, while also registering 33 tackles, three interceptions, two forced fumbles and two fumble recoveries in his final prep season (2013) ... three-star recruit to both Scout.com and 247sports.com ... rated no. 27 nationally at his position by 247sports.com ... rated no. 57 overall in California by 247sports.com ... during sophomore season, was named second-team All-League on offense after catching 22 passes for 422 yards and four scores.

PERSONAL: Full name is David Lucero ... son of Andres and Virginia Lucero ... has two brothers and two sisters ... born in El Centro, California ... multidisciplinary studies major.

CAREER STATISTICS

| SEASON | GP-GS | REC | YDS | AVG. | TD | LONG | AVG/GM |
|---------------|------------|-----------|------------|------------|----------|-----------|-------------|
| 2017 | 8-1 | 17 | 129 | 7.6 | 1 | 18 | 16.1 |
| TOTALS | 8-1 | 17 | 129 | 7.6 | 1 | 18 | 16.1 |

CAREER HIGHS

| | NO. | OPPONENT | YEAR |
|-------------------|------------|--------------|----------------|
| Points Scored | 6 | at Army | Sept. 30, 2017 |
| Receptions | 3, 3 times | last vs. WKU | Oct. 7, 2017 |
| Receiving Yards | 31 | vs. Rice | Sept. 9, 2017 |
| Receiving TDs | 1 | at Army | Sept. 30, 2017 |
| Long Reception | 18 | at NM State | Sept. 23, 2017 |
| All-Purpose Yards | 31 | vs. Rice | Sept. 9, 2017 |



#69 | MARKOS LUJAN
OL | 6-3 | 315 | JR-1L
EL PASO, TEXAS
(AMERICAS HS)

2017 (SOPHOMORE): Played in five contests (at no. 7 Oklahoma, vs. WKU, at North Texas, vs. LA Tech, at UAB) ... offensive line allowed one sack at OU and at North Texas ... Miners gained a season-high 410 yards of total offense and rushed for season-most 164 yards with a score against LA Tech, in which Joshua Fields hit a career-high 137 yards ... Miners rushed for 163 yards against WKU.

2016 (FRESHMAN): Saw playing time against North Texas.

2015: Redshirted.

PRIOR TO UTEP: Three-year varsity football player for Americas High School ... played guard on the offensive line, helping the Trail Blazers rush for 2,586 yards on 469 carries (5.5 avg.) and 24 touchdowns ... named 2014 All-District 1-6A first team, 2014 All-City first team and Preseason All-City first team ... two Americas players rushed for over 1,000 yards each and combined for 24 scores ... the team averaged 235.1 rushing yards per game and 156.6 passing yards per contest ... the Trail Blazers gained 242 rushing yards and four touchdowns in a victory over Montwood ... Americas rushed for 264 yards and four touchdowns, while passing for 230 yards and two scores during a win over Coronado ... member of the East Side All-Star team.



T MEET THE MINERS

PERSONAL: Full name is Markos Saul Lujan ... son of Denise and Saul Lujan ... has one brother and one sister ... cousins Robert Gonzalez, and Gus and Luis Chaves graduated from UTEP ... born in El Paso, Texas ... civil engineering major.



#95 | TRACE
MASCORRO
DE | 6-1 | 260 | SO-1L
REFUGIO, TEXAS
(REFUGIO HS)

2017 (FRESHMAN): Made 11 starts in 12 games played at nose guard as a true freshman ... scored a 26-yard touchdown on a fumble recovery at NM State ... named to All-Conference USA freshman team ... recorded 29 tackles (11 solo) with 4.0 tackles for loss and a pair of quarterback hurries ... went 26 yards on a scoop-and-score and added a tackle at rival NM State ... recorded season-high five tackles with a tackle for loss against WKU ... credited with four stops and a tackle for loss at Army ... notched four stops against LA Tech ... recorded a hurry and tackle for loss at Middle Tennessee ... registered half a tackle for loss and a hurry at North Texas ... opened collegiate career with a start at no. 7 Oklahoma, tallying two tackles ... notched a pair of tackles against Rice and three versus Arizona ... recorded two tackles and half a tackle for loss against UTSA.

PRIOR TO UTEP: Played all four years on the varsity squad on both sides of the ball at Refugio High School ... tallied 165 tackles (59 solo), 28 tackles for loss, 20 quarterback hurries, 4.0 sacks and two fumble recoveries with a return for a touchdown ... no sacks allowed while playing on the offensive line ... efforts helped lead the Bobcats to a 15-1 record, while winning the 2016 Class 2A Division I State Championship ... registered five tackles, 2.0 tackles for loss and a quarterback hurry in the championship game ... one of three Refugio players to be named 2016 Victoria Advocate All-Area football team MVP following efforts in 2016 ... named District 15-2A Division I All-District football first team on offense and defense (G/DT) in 2015 ... named first team on both sides of the ball (DE/OT) in 2014 ... named to District 16-2A Division II All-District football first team offense in 2013.

PERSONAL: Full name is Richard Vernon Mascorro ... son of Richard and Michelle Mascorro ... has one brother and two sisters ... born in Victoria, Texas ... undeclared major.


CAREER STATISTICS

| SEASON | GP-GS | UT | AT | TOT | TFL | SAC | INT | FF/FR | PBU | QBH |
|---------------|--------------|-----------|-----------|-----------|--------------|------------|----------|------------|----------|----------|
| 2017 | 12-11 | 11 | 18 | 29 | 4.0-7 | 0-0 | 0 | 0/1 | 0 | 2 |
| TOTALS | 12-11 | 11 | 18 | 29 | 4.0-7 | 0-0 | 0 | 0/1 | 0 | 2 |

CAREER HIGHS

| | NO. | OPPONENT | YEAR |
|-------------------|--------------|--------------------------|----------------|
| Points Scored | 6 | at NM State | Sept. 23, 2017 |
| Touchdowns | 1 | at NM State | Sept. 23, 2017 |
| Tackles | 5 | vs. WKU | Oct. 7, 2017 |
| Tackles For Loss | 1.0, 3 times | last at Middle Tennessee | Nov. 4, 2017 |
| Fumbles Recovered | 1 | at NM State | Sept. 23, 2017 |

TRACE MASCORRO VS. NM STATE (2017)



#35 | FOREST
MCKEE
FB | 6-1 | 250 | SO-1L
LAS CRUCES, N.M.
(ONATE HS)

2018 C-USA COMMISSIONER'S HONOR ROLL

2017 (FRESHMAN): Made five starts in 12 games played at the fullback position as a true freshman ... recorded a pair of receptions and two tackles (one solo) ... caught a pass for two yards at no. 7 OU ... recorded a catch and tackle at North Texas ... notched a tackle against LA Tech ... helped pave the way for UTEP rushers to hit triple digits in seven contests ... Miners rushed for season-high 164 yards versus LA Tech ... Miners rushed for 163 yards and a rushing score versus WKU ... UTEP rushed for 152 yards with a touchdown at Army ... UTEP rushed for 135 yards and a score at NM State ... UTEP rushed for two scores and 110 yards versus UTSA ... Miners rushed for 100 yards at North Texas ... Miners rushed for 101 yards at UAB.

PRIOR TO UTEP: Played three seasons and started two of varsity football ... saw action in 33 games as a linebacker and fullback ... notched a total of 289 tackles (112s/177a), 5.0 sacks, three interceptions, 141 carries for 864 yards and nine scores ... during senior campaign, registered 167 tackles (64s/103a), 11 tackles for loss, 4.0 sacks (10 yards), two interceptions and one forced fumble ... on offense, ran 23 times for 147 yards and two touchdowns ... recorded back-to-back showings of 20 tackles versus Las Cruces and Centennial ... tallied 34 yards on two carries versus Rio Rancho ... posted 19 tackles in a victory over Atisco Heritage Academy ... notched two interceptions, 11 stops and one sack in 56-28 win over La Cueva ... as a junior, recorded 717 yards on 118 attempts and seven scores ... opened season rushing for 123 yards on eight carries (15.4 avg.) and a career-long 76-yard run ... rushed for a career-best 141 yards on 18 carries and notched two touchdowns ... on defense, tallied 122 tackles (48s/74a), a sack and a

MEET THE MINERS

interception ... registered a career best of 24 tackles (5s/19a) against Centennial ... garnered All-State first team honors and was named NMPreps.com Linebacker of the Year.


PERSONAL: Full name is Forest Whitmer McKee ... son of Kelly and Lori McKee ... has one brother ... born in Las Cruces, N.M. ... kinesiology major.

CAREER STATISTICS

| SEASON | GP-GS | REC | YDS | AVG. | TD | LONG | AVG/GM |
|---------------|-------------|----------|----------|------------|----------|----------|------------|
| 2017 | 12-5 | 2 | 0 | 0.2 | 0 | 2 | 0.0 |
| TOTALS | 12-5 | 2 | 0 | 0.2 | 0 | 2 | 0.0 |

CAREER HIGHS

| | NO. | OPPONENT | YEAR |
|-------------------|------------|---------------------|----------------|
| Receptions | 1, 2 times | last at North Texas | Nov. 11, 2017 |
| Receiving Yards | 2 | at Oklahoma | Sept. 2, 2017 |
| Long Reception | 2 | at Oklahoma | Sept. 2, 2017 |
| All-Purpose Yards | 2 | at Oklahoma | Sept. 2, 2017 |
| Kick Returns | 1 | vs. Arizona | Sept. 15, 2017 |
| Kick Return Yards | -1 | vs. Arizona | Sept. 15, 2017 |



#12 RYAN METZ
QB | 6-3 | 210 | SR-3L
EL PASO, TEXAS
(ADDRESS HS)

C-USA COMMISSIONER'S HONOR ROLL (2015, 2016, 2017, 2018)

CAREER NOTES: One of 45 national collegiate quarterbacks, and the first UTEP quarterback, to be invited to the 2017 Manning Passing Academy supervised by the Manning Family (Archie, Cooper, Peyton and Eli) ... the camp was a four-day event that started on June 22, 2017 at Nicholls State University in which over 125 prep, college and professional coaches, counselors and staff members were involved.

2017 (JUNIOR): Made five starts in seven games played under center ... threw for 637 yards on 63-of-130 passing and three scores ... rushed for a pair of touchdowns ... recorded season-high in completions (18) and passing yards (203), while throwing and rushing for scores against Rice ... rushed for a touchdown at rival NM State ... threw a season-high two touchdowns, including a career-high 83-yard toss against LA Tech ... threw for 67 yards on nine completions at Army.

2016 (SOPHOMORE): Played in 11 contests, starting seven ... team's leading signal caller, tallying 1,375 yards on 130-of-201 passing with 14 touchdowns and four interceptions ... 64.7 completion percentage ranked third in Conference USA, while it's the program's second-best single-season performance ... 14 passing scores were most for a UTEP quarterback since 2010 ... 141.14 passing efficiency rating was the program's fifth-best single-season performance, while it ranked sixth in C-USA ... received first start of season at LA Tech, throwing for a season-high 215 yards on 20-of-28 passing and a touchdown ... named one of eight Manning Award Stars of the Week after tying career-high with a trio of touchdown passes during a 5OT victory at UTSA; threw for 211 yards (15-of-23) against the Roadrunners ... tied career best with three more touchdown tosses on 16-of-21 passing (191 yards) during a win against Houston Baptist ... threw for 171 yards on 12-of-17 passing with two scores, including a season-long 72-yard touchdown pass during a season-finale dominant victory against North Texas; added 43 yards rushing with a career-long dash of 42 yards versus the Mean Green ... tallied a pair of touchdown throws at Florida Atlantic and two more at Rice.

2015 (FRESHMAN): Played in eight games, starting five ... threw for 900 yards on 82-of-140 passing (58.6 percent), six touchdowns and seven interceptions ... ran for 130 yards and a touchdown ... came on in relief at rival NM State, leading the Miners to a come-from-behind overtime victory ... threw for 218 yards on 15-of-19 passing (78.9 percent), three passing scores including the game-winning touchdown toss, and an eight-yard rushing score that tied the contest with 42 seconds left against the Aggies ... started first collegiate game against Incarnate Word, leading the Miners to victory with a team season-high 275 yards on 20-of-29 passing (69 percent) and a pair of scores, including a season-long pass of 57 yards; also led the team with 46 rushing yards ... threw a touchdown against UTSA ... first collegiate action came at Arkansas during the season opener, passing for 19 yards on a 3-for-3 day ... threw for 26 yards on 4-of-5 passing during a season-ending victory at North Texas.

2014: Redshirted.

PRIOR TO UTEP: Three-year varsity starter at Andress High School ... named an All-District 1-4A first-team selection ... tabbed All-City by the El Paso Times ... connected on 160-of-267 passes for 2,615 yards and 21 TDs in 2012

T MEET THE MINERS

... also registered 385 yards on 70 carries and reached the end zone five times on the ground ... named to the 1-4A All-Academic team in 2012 while ranking third in his class ... was second-team All-District his junior campaign and honorable mention as a sophomore ... track district champion in the 400m in 2011, reaching the regional finals ... received the Presidential Award for Excellence and was a member of the National Honor Society ... had a 100.1 GPA and was ranked fourth in his class.

PERSONAL: Son of Matthew and Misty Metz ... grandfather is Leon Metz, famous El Paso historian ... civil engineering major.

CAREER STATISTICS

| SEASON | GP-GS | CMP-ATT-INT | YDS | TD | LONG | PCT | AVG/P | AVG/G | EFFC |
|--------------|--------------|-------------------|-------------|-----------|-----------|-------------|------------|--------------|--------------|
| 2015 | 8-5 | 82-140-7 | 900 | 6 | 57 | 58.6 | 6.4 | 112.5 | 116.7 |
| 2016 | 11-7 | 130-201-4 | 1375 | 14 | 72 | 64.7 | 6.8 | 125.0 | 141.1 |
| 2017 | 7-5 | 63-130-6 | 637 | 3 | 83 | 48.5 | 4.9 | 91.0 | 88.0 |
| TOTAL | 26-17 | 275-471-17 | 2912 | 23 | 83 | 58.4 | 6.2 | 112.0 | 119.2 |

CAREER HIGHS

| | NO. | OPPONENT | YEAR |
|------------------------|------------|--------------------------|----------------|
| Points Scored | 6, 3 times | last at NM State | Sept. 23, 2017 |
| Touchdowns | 1, 3 times | last at NM State | Sept. 23, 2017 |
| Rush Attempts | 8, 3 times | last vs. LA Tech | Nov. 18, 2017 |
| Rush Yards | 46 | vs. Incarnate Word | Sept. 26, 2015 |
| Rush TD's | 1, 3 times | last at NM State | Sept. 23, 2017 |
| Long Rush | 42 | vs. North Texas | Nov. 26, 2016 |
| Pass Attempts | 49 | vs. UTSA | Oct. 3, 2015 |
| Pass Completions | 23 | vs. UTSA | Oct. 3, 2015 |
| Pass Yards | 275 | vs. Incarnate Word | Sept. 26, 2015 |
| Pass TD's | 3, 3 times | last vs. Houston Baptist | Sept. 5, 2016 |
| Had Intercepted | 4 | vs. UTSA | Oct. 3, 2015 |
| Longest Pass | 83 | vs. LA Tech | Nov. 18, 2017 |
| Total Offense Attempts | 57 | vs. UTSA | Oct. 3, 2015 |
| Total Offense Yards | 321 | vs. Incarnate Word | Sept. 26, 2015 |
| All- Purpose Yards | 46 | vs. Incarnate Word | Sept. 26, 2015 |



RYAN METZ VS. NM STATE (2017)



#25 | JONATHAN MILLAN
FB | 5-9 | 217 | SO-OL
EL PASO, TEXAS
(CORONADO HS)

C-USA COMMISSIONER'S ACADEMIC HONOR ROLL (2017 & 2018)

2017 (RS FRESHMAN): Missed season due to injury.

2016: Redshirted.

PRIOR TO UTEP: Played varsity football at Coronado High School for two years ... Earned second team All-City his senior season ... Played in 10 games during the 2015 season, racking up 1,017 yards and 12 TDs on 211 carries ... also played varsity baseball for two years ... named to the All-City second team during his senior year as a pitcher and third baseman.

PERSONAL: Full name is Jonathan Millan ... son of John and Yanette Millan ... has three brothers and one sister ... older brother John plays professional basketball in Mexico ... born in El Paso, Texas ... business major.



#5 | NIK NEEDHAM
DB | 6-0 | 203 | SR-3L
BUENA PARK, CALIF.
(BUENA PARK HS)

2017 (JUNIOR): Started in 11 of 12 games played ... did not start against LA Tech due to 'Senior Day' ... ranked fifth on the team with a career-high 59 tackles (second most by a UTEP defensive back in 2017) with 28 solo stops ... earned All-Conference USA honorable mention ... tied for the team lead with eight pass breakups (ranked tied for seventh in C-USA) ... led team with nine passes defended (ranked tied for 10th in C-USA) ... tied for second on team with 4.5 tackles for loss ... added a sack (first career full sack), interception and a fumble recovery ... registered career-high five pass breakups against WKU (tied for most in UTEP history) and chipped in with five stops and half a tackle for loss against the Hilltoppers ... registered second career interception, while tallying six tackles at Middle Tennessee ... tied career high with season-most nine tackles against UTSA, while adding half a tackle for loss ... recorded six tackles, 1.0 tackle for loss, 1.0 sack and a fumble recovery against Rice ... tallied five stops against Arizona ... registered a tackle and pass breakup at NM State ... recorded five stops at Army ... credited with career-high 2.0 tackles for loss along with four tackles at Southern Miss ... tallied five tackles and a pass breakup at North Texas ... registered five tackles against LA Tech and four at UAB.

2016 (SOPHOMORE): Started all 12 contests ... ranked fifth on team with 54 tackles (28 solo) ... led team with 11 pass breakups (tied for eighth-most during a single season with two other Miners) ... added 2.0 tackles for loss ... led team with 32 tackles on passing plays ... commenced campaign by breaking up a season-high three passes (tied for third most in school history in a single game) and tallying three tackles in a victory over rival NM State ... established career high with nine tackles during a 5OT win at UTSA ... recorded eight tackles, a tackle for loss and a breakup at LA



T MEET THE MINERS

Tech ... tallied five stops and two breakups versus FIU ... registered eight tackles at Florida Atlantic ... capped campaign with an eight-tackle, two-pass breakup performance during a dominant triumph over North Texas.

2015 (FRESHMAN): Played in 11 games and started in seven ... registered 38 tackles (25s/13a), two tackles for loss, an interception, six pass breakups, one blocked kick and a shared sack ... recorded season-best six solo tackles versus Texas Tech ... posted six stops, one tackle for loss, a shared sack and a pass breakup in overtime victory over NM State ... registered first career interception in first conference win of the season against FAU ... tallied five stops versus LA Tech ... had seven performances with three or more tackles ... caught a punt return against Arkansas and Rice.

2014: Redshirted.

PRIOR TO UTEP: 2013 first team All-Freeway League honoree ... helped Coyotes post an 8-3 overall record (4-1 league record) ... played defensive back and wide receiver during 2013 season ... hauled in 39 passes for 877 yards (22.5 avg.) and five touchdowns ... averaged 87.7 yards per game ... tallied 38 tackles (31s/7a), three tackles for loss, two interceptions and .5 sack ... named player of the game in a 47-15 victory over Westminster High School after he caught four passes for 85 yards and a score, also ran for a 55-yard touchdown ... on defense, notched two tackles and an interception in the same matchup ... pulled in seven receptions for 125 yards and a touchdown during a 34-16 win over Troy High School ... recorded a season-high 180 yards on six catches and a score versus La Habra High School ... a two-star recruit on Scout.com and ranked 74th cornerback in the nation on 247sports.com ... was named the 2013 Scholar Athlete.

PERSONAL: Full name is Nikolas James Needham ... son of Steve Calhoun and Shannon Needham ... is an only child ... born in Long Beach, Calif. ... communication major.



NIK NEEDHAM VS. RICE (2017)

CAREER STATISTICS

| SEASON | GP-GS | UT | AT | TOT | TFL | SAC | INT | FF/FR | PD | QBH |
|---------------|--------------|-----------|-----------|------------|---------------|--------------|-------------|------------|-----------|----------|
| 2015 | 11-7 | 25 | 13 | 38 | 2.0-9 | 0.5-4 | 1-27 | 0/0 | 6 | 0 |
| 2016 | 12-12 | 28 | 26 | 54 | 2.0-3 | 0.0-0 | 0-0 | 0/0 | 11 | 0 |
| 2017 | 12-11 | 28 | 31 | 59 | 4.5-8 | 1.0-3 | 1-0 | 0/0 | 9 | 0 |
| TOTALS | 35-30 | 81 | 70 | 151 | 8.5-20 | 1.5-7 | 2-27 | 0/0 | 26 | 0 |

CAREER HIGHS

| | NO. | OPPONENT | YEAR |
|-------------------|------------|--------------------------|----------------|
| All-Purpose Yards | 27 | vs. FAU | Oct. 24, 2015 |
| Punt Returns | 1 | at Arkansas | Sept. 5, 2015 |
| Punt Return Yards | 7 | vs. Rice | Nov. 6, 2015 |
| Long Punt Return | 7 | vs. Rice | Nov. 6, 2015 |
| Interceptions | 1, 2 times | last at Middle Tennessee | Nov. 4, 2017 |
| Long Int. Return | 27 | vs. FAU | Oct. 24, 2015 |
| Tackles | 9, 2 times | last vs. UTSA | Oct. 28, 2017 |
| Sacks | 1.0 | vs. Rice | Sept. 9, 2017 |
| Tackles for Loss | 2.0 | at Southern Miss | Oct. 14, 2017 |
| Pass Breakups | 5 | vs. WKU | Oct. 7, 2017 |
| Blocked Kicks | 1 | vs. Incarnate Word | Sept. 26, 2015 |



#97 | JOSH
ORTEGA
DT | 6-2 | 285 | SO-1L
EL PASO, TEXAS
(MONTWOOD HS)

2017 (FRESHMAN): Saw action in seven games ... registered a tackle versus Southern Miss ... recorded solo stop against UTSA.

2016: Redshirted.

PRIOR TO UTEP: Played on the varsity squad for three seasons at Montwood ... accumulated a career-high 40 tackles (11 solo) during senior season in eight games with the Rams ... added 4.0 sacks, two passes defended, a forced fumble, a fumble recovery and four hurries ... opened senior campaign with four tackles and three quarterback hurries during a victory against Las Cruces ... registered a season-high nine tackles against Amarillo ... recorded a sack and six tackles during a one-point victory against Americas ... tallied seven tackles (three solo), a sack and a pass defended in a win over Eastwood ... overall, tallied 94 tackles (50 solo), 8.0 sacks, 6.0 tackles for loss and seven hurries during career ... during junior season, recorded a career-high 13 tackles, including eight solo stops against Americas ... named to All-District 1-6A first team defense ... named to El Paso Times All-City first team defense ... played in the 24th Annual Greater El Paso Football Showcase All-Star Football Game in the Sun Bowl.

PERSONAL: Full name is Joshua Noel Ortega ... son of Monica Ortega ... born in El Paso, Texas ... member of Peer Assistance Leadership (PALs) in high school ... kinesiology major.

T MEET THE MINERS



#6 | DYLAN
PARSEE

LB | 6-2 | 220 | JR-2L
SAN ANGELO, TEXAS
(SAN ANGELO CENTRAL HS)

2017 (SOPHOMORE): Played in 11 games and made three starts ... recorded 26 tackles, 2.0 tackles for loss and two quarterback hurries ... notched a career-high six tackles (four solo) and added a quarterback hurry against Southern Miss ... opened season with four stops (three solo) at no. 7 Oklahoma ... posted four assisted tackles versus Rice.

2016 (FRESHMAN): Played in 10 contests ... tallied three tackles (one solo) ... saw first collegiate action at no. 11 Texas ... registered a season-high two tackles against Army ... recorded a solo stop at Florida Atlantic.

PRIOR TO UTEP: Played three seasons of varsity football, seeing action as a defensive end, linebacker and punt returner ... registered a total of 112 tackles (69s/43a), 11 tackles for loss, eight sacks, five punt returns, one interception and one forced fumble in last two seasons with the Bobcats ... during senior campaign led the Bobcats to a 11-2 finish, notching 68 stops (47s/21a), eight tackles for loss, eight sacks, an interception, a fumble recovery and a forced fumble ... finished campaign ranking first in sacks and fourth in tackles in 6A Region I District 3 ... recorded a career-best 13 tackles (8s/5a), a forced fumble and two sacks in a victory over Midland Lee ... guided the team to a 59-27 win over Midland, posting seven tackles, five tackles for loss, a career-best four sacks and an interception (37 yards) ... opened the season with a 42-0 victory against Del Rio, tallying 10 stops (four solo) ... recorded eight performances with five or more tackles ... during junior campaign tallied 44 stops (22 solo) and three tackles for loss ... helped the squad finish the season 12-2 ... posted a season-best nine tackles (four solo) in 49-21 victory over Midland Lee ... recorded six performances with five or more tackles ... secured six stops and a tackle for loss in playoff victory over Bowie ... named to 2015 All-West Texas Super team and a two-time 3-6A All-District first team honoree.

PERSONAL: Full name is Dylan Jerome Parsee ... son of Jerome Parsee and Dameeka Brown ... uncle, Don, played football at Rice ... born in San Angelo, Texas ... kinesiology major.

CAREER STATISTICS

| SEASON | GP-GS | UT | AT | TOT | TFL | SAC | INT | FF/FR | PBU | QBH |
|---------------|-------------|-----------|-----------|-----------|--------------|--------------|------------|------------|----------|----------|
| 2016 | 10-0 | 1 | 2 | 3 | 0-0 | 0.0-0 | 0-0 | 0/0 | 0 | 1 |
| 2017 | 11-3 | 11 | 15 | 26 | 2.0-5 | 0.0-0 | 0-0 | 0/0 | 0 | 2 |
| TOTALS | 21-3 | 12 | 17 | 29 | 2.0-5 | 0.0-0 | 0-0 | 0/0 | 0 | 3 |

CAREER HIGHS

| | NO. | OPPONENT | YEAR |
|------------------|--------------|---------------------|---------------|
| Tackles | 6 | at Southern Miss | Oct. 14, 2017 |
| Tackles For Loss | 1.0, 2 times | last at North Texas | Nov. 11, 2017 |



DYLAN PARSEE VS. WKU (2017)



#78 | JAIME
PERALES

OL | 6-2 | 295 | FR-RS
EL PASO, TEXAS
(CATHEDRAL HS)

2017: Redshirted.

PRIOR TO UTEP: Played two seasons on the varsity squad, including all 11 games as a senior at Cathedral High School ... named captain prior to senior campaign ... efforts helped surge Fighting Irish (8-3 overall) to the school's first-ever state title (Texas Association Parochial and Private Schools, Division 5 title) ... Cathedral defeated Houston Village 37-14 and totaled 481 yards of offense in the state championship game ... credited with six pancake blocks on the offensive line during the season ... saw action on defense, tallying 20 tackles (13 solo), 3.0 tackles for loss, a sack, six hurries, a forced fumble and fumble recovery ... totaled 10 tackles against Fabens ... the Irish rushed for 1,518 yards and threw for 2,078 yards in 2016.

PERSONAL: Full name is Jaime Alfredo Perales ... son of James Perales and Rocio Flores ... has one brother ... father played football at Western New Mexico ... born in El Paso, Texas ... clinical laboratory science major.



MEET THE MINERS



#82 | ERIN PORTILLO
WR | 5-7 | 170 | SO-RS
EL PASO, TEXAS
(WESTERN NEW MEXICO)

2017: Redshirted.

PRIOR TO UTEP: Played 2016 season at Western New Mexico ... caught a pass for three yards and returned four punts for 60 yards and a long return of 37 yards ... produced 2,229 yards on 134 receptions and 17 touchdowns in three varsity seasons at Eastwood High School ... tallied 1,050 yards on 76 catches and seven scores during senior campaign ... efforts helped Troopers to a 9-3 overall mark for former Miner and current EHS head coach Julio Lopez ... opened senior campaign with 101 yards on five catches (20.2 avg.) during a win against Chapin ... registered career-high 138 yards on 10 catches against Americas ... produced career-best 12 receptions for 126 yards and a score in a victory against Carlsbad ... put up 135 yards on eight catches against Lamar ... hauled in 10 receptions for 118 yards and a score during a playoff win against Frenship ... tallied 659 yards on 34 catches (19.4 avg.) and seven scores during junior season (2014) and 520 yards on 24 receptions (21.7 avg.) and a trio of touchdowns during sophomore campaign (2013).

PERSONAL: Erin Portillo is the son of Ernie Portillo and Christine McFarland ... has one brother and two sisters ... born in El Paso ... kinesiology major.



#23 | TK POWELL
RB | 5-11 | 195 | JR-1L
FORT WORTH, TEXAS
(CHISUM HS)

2017 (RS SOPHOMORE): Former walk-on earned full scholarship at Camp Ruidoso for performance on the field and in the classroom ... saw action at UAB, carried one time for one yard.

2016: Redshirted.

2015 (FRESHMAN): The walk-on played in the last three games of the season... ran for 134 yards on 21 carries (6.4 avg.) ... saw first collegiate action at Old Dominion, rushing for four yards on one carry ... breakout game came against Conference USA power LA Tech, rushing for 124 yards on 16 attempts (7.8 avg.) and a long rush of 37 yards ... one of two Miners to gain over 100 yards on the ground during a single game in 2015 ... gained six yards during a season finale victory at North Texas.

PRIOR TO UTEP: During senior season at Saginaw Chisholm Trail, ran for 520 yards on 95 carries (5.5 avg.) and scored eight touchdowns rushing ... added 34 receptions for 295 yards and a score ... led Rangers in total touchdowns (nine) ... scored four rushing touchdowns during a win against Fort Worth Western Hills ... rushed for 69 yards against Denton ... scored a touchdown on a 25-yard run against Wichita Falls ... ran for 51 yards on seven carries and found the end zone on a 14-yard run against Saginaw HS ... rushed for a score against Saginaw Boswell during the season finale.

PERSONAL: Communication major.

@UTEPFB

CAREER STATISTICS

| SEASON | GP-GS | RUSH | YDS | AVG. | TD | LONG | AVG/GM |
|---------------|------------|-----------|------------|------------|----------|-----------|-------------|
| 2015 | 3-0 | 21 | 134 | 6.4 | 0 | 37 | 44.7 |
| 2017 | 1-0 | 1 | 1 | 1.0 | 0 | 1 | 1.0 |
| TOTALS | 4-0 | 22 | 135 | 6.1 | 0 | 37 | 33.8 |

CAREER HIGHS

| | NO. | OPPONENT | YEAR |
|-------------------|-----|----------------|---------------|
| Rush Attempts | 16 | vs. LA Tech | Nov. 21, 2015 |
| Rush Yards | 124 | vs. LA Tech | Nov. 21, 2015 |
| Long Rush | 37 | vs. LA Tech | Nov. 21, 2015 |
| Receptions | 1 | at North Texas | Nov. 28, 2015 |
| Receiving Yards | -1 | at North Texas | Nov. 28, 2015 |
| All-Purpose Yards | 124 | vs. LA Tech | Nov. 21, 2015 |



TK POWELL VS. LA TECH (2015)



T MEET THE MINERS



**#44 | ROBERT
PUFAHL**
FB | 5-11 | 245 | JR-OL
WESTLAKE VILLAGE, CALIF.
(OAKS CHRISTIAN HS)

C-USA COMMISSIONER'S HONOR ROLL (2016 & 2017)

2017 (SOPHOMORE): Former walk-on earned full scholarship at Camp Ruidoso for performance on the field and in the classroom ... saw action on the scout team.

2016 (FRESHMAN): Saw playing time against North Texas.

2015: Redshirted.

PRIOR TO UTEP: Played two years on the varsity squad at Oaks Christian High School ... played three different positions for the Lions (OG, C, NG) ... efforts helped Lion quarterbacks throw for 1,931 yards and 20 touchdowns ... helped pave the way for Lion rushers to gain 1,394 yards and 22 touchdowns ... Oaks Christian rushed for 296 yards and four scores during a win against Moorpark ... Oaks Christian passed for 305 yards and four touchdowns, and rushed for 234 yards on 29 carries (8.1 avg.) and four scores during a victory versus Birmingham (CA).

PERSONAL: Father Robert Sr. played for UTEP on the 10-win 1988 squad.



**#50 | JIMMY
QUEMADO**
DT | 5-11 | 262 | JR-OL
HONOLULU, HAWAII
(ST. LOUIS HS)

C-USA COMMISSIONER'S ACADEMIC HONOR ROLL (2017 & 2018)

2017: Played on scout team.

PRIOR TO UTEP: Played three varsity seasons (2013, 2014, 2015) on the defensive line at St. Louis High School in Honolulu, Hawai'i ... the Crusaders posted a 9-2 overall record and a 5-1 league mark during senior season, while winning a pair of playoff contests.

PERSONAL: Full name is Jimmy M. Quemado Jr. ... son of Jimmy Quemado Sr. and Rachel Betancourt ... has one brother and two sisters ... born in Honolulu, Hawai'i ... kinesiology major.



**#10 | KHALIL
RASHAAD-BROWN**
DB | 5-10 | 185 | JR-OL
CARSON, CALIFORNIA
(LONG BEACH CITY COLLEGE)

2017 C-USA COMMISSIONER'S ACADEMIC HONOR ROLL

2017 (JUNIOR): Played in two games before suffering a season ending injury ... notched a tackle and a quarterback hurry at no. 7 Oklahoma.

PRIOR TO UTEP: Played 2016 season at Long Beach City College ... posted 33 tackles (29 solo) with 2.0 tackles for loss and six pass breakups in all 11 games ... registered season-high eight tackles (six solo) in a win against Riverside ... recorded four tackles and two pass breakups to help Vikings win the 2016 Western State Bowl ... played freshman season (2015) at Mt. San Antonio College, posting 32 tackles, two interceptions, 10 passes defended and a forced fumble in 11 games played ... tallied six tackles as efforts surged Mounties to a Patriotic Bowl victory.

PERSONAL: Full name is Khalil Ahmad Rashaad-Brown ... son of Donald Brown and Michelle Rodriguez ... father, Don, played cornerback at Oregon (1982-83, 1985-86) ... has one brother and one sister ... born in Corona, Calif. ... kinesiology major.

CAREER STATISTICS

| SEASON | GP-GS | UT | AT | TOT | TFL | SAC | INT | FF/FR | PBU | QBH |
|---------------|------------|----------|----------|----------|--------------|------------|----------|------------|----------|----------|
| 2017 | 2-0 | 1 | 0 | 1 | 0.0-0 | 0-0 | 0 | 0/0 | 0 | 1 |
| TOTALS | 2-0 | 1 | 0 | 1 | 0.0-0 | 0-0 | 0 | 0/0 | 0 | 1 |

CAREER HIGHS

| | NO. | OPPONENT | YEAR |
|---------|-----|-------------|---------------|
| Tackles | 1 | at Oklahoma | Sept. 2, 2017 |



**#10 | WARREN
REDIX**
WR | 5-10 | 185 | SR-3L
EL PASO, TEXAS
(MONTWOOD HS)

2015 ALL-C-USA FRESHMAN TEAM

2017 (JUNIOR): Played in all 12 games, making one start at Army ... registered eight catches for 128 yards (16.0 avg.) and a touchdown ... added a six-yard rush ... registered a career-high 44-yard scoring reception against Rice ... recorded a 15-yard catch at no. 7 Oklahoma ... hauled in a 34-yard snag at North Texas ... tallied 19 yards on a season-high three receptions at Middle Tennessee ... recorded a 22-yard kickoff return, recorded a six-yard rush and six-yard reception against Arizona ... caught a 10-yard pass against WKU.

2016 (SOPHOMORE): Played in all 12 contests, making six starts ... tied for third on team with three touchdown receptions ... caught 12 passes for 84 yards ... opened campaign with a three-yard scoring reception during a win against rival NM State ... hauled in game-winning six-yard touchdown reception during 5OT victory at UTSA ... registered an 11-yard

T MEET THE MINERS

touchdown catch at Rice ... recorded a season-high 17 yards on two receptions against FIU ... tallied a 13-yard catch against Old Dominion.

2015 (FRESHMAN): Played in 11 contests, seeing action at wide receiver, tailback, punt returner and kickoff returner ... tallied 202 yards on 29 receptions and a touchdown ... rushed for 136 yards on 23 carries (5.9 avg.) ... returned three kickoffs for 57 yards and four punts for 24 yards ... earned spot on Conference USA All-Freshman team ... posted season highs in attempts (10) and rushing yards (52) at FIU ... registered a season-best 75 yards on four receptions and season-long 17-yard punt return at Old Dominion ... recorded a season-high five receptions for 19 yards during a win against Florida Atlantic ... helped lead UTEP to victory at North Texas, registering first collegiate touchdown on a season-high 32-yard reception that gave the Miners the lead with seven minutes remaining in the contest... caught three passes for 42 yards and had a season-long run of 27 yards against the Mean Green ... returned a season-long 29-yard kickoff return against LA Tech.

PRIOR TO UTEP: Played and started three seasons on the varsity team for the Rams ... earned back-to-back All-District 1-5A Overall MVP honors ... registered 2,679 yards on 184 receptions (14.56 average) and 34 total touchdowns ... during senior campaign, compiled 751 rushing yards on 63 carries and added 39 tackles (28s/11a) ... couldn't be stopped as a sophomore, scoring four touchdowns and catching nine passes for 171 yards to lead Montwood to a 52-35 victory over Hanks ... posted a career-long reception of 76 yards, collecting 127 yards on 10 receptions against Americas ... had four showings with 100 or more receiving yards during the 2013 season ... was named to the 2013 *El Paso Times*' Preseason All-City first team, 2013 All-District first team and 2013 All-City first team ... as a junior he tallied 857 yards (13.82 average) on 62 receptions and five touchdowns (eight total TDs) ... guided the team to a 8-3 overall record in 2012 and set a career performance of 208 yards on 12 catches (17.33 average) versus Americas ... garnered 2012 All-District first team honors ... in 2011, tallied 1,071 yards on 59 receptions (18.15 average) and 15 touchdowns (24 total TDs) ... the athlete executed five showings of 100 or more receiving yards as a sophomore ... added 16 punt returns for 437 yards in his first year with the Rams ... competed in the El Paso Football Showcase All-Star game.

PERSONAL: Son of Warren and Arcy.



#99 | CHRIS RICHARDSON
DL | 6-3 | 298 | JR-1L
OAK HILLS, CALIF.
(OAK HILLS HS)

2016 ALL-C-USA FRESHMAN TEAM

2017 (SOPHOMORE): Played on scout team.

2016 (FRESHMAN): Played in all 12 games, starting the final two contests ... named to Conference USA All-Freshman team after registering 21 tackles (four solo) and a pass breakup ... tallied first career tackles (three) against Army ... recorded career-high four stops during a win against Houston Baptist ... registered three stops against Southern Miss and three more with a pass breakup at LA Tech ... notched three stops during a dominant win against North Texas.

2015: Redshirted.

PRIOR TO UTEP: Played three seasons on the varsity squad at Oak Hills High School ... played on both offensive and defensive lines ... efforts helped the Bulldogs to a 10-3 record and 5-0 league mark ... compiled 42 tackles with 11.5 sacks, a forced fumble and five quarterback hurries ... opened senior campaign with seven tackles and 2.0 sacks against Highland ... tallied a sack and tied a season-high with seven tackles during a win against Apple Valley ... registered four stops and 1.5 sacks during a first round playoff win over Cathedral City ... efforts on the offensive line paved the way for Oak Hills rushers to gain 2,929 yards on 396 attempts (7.4 avg.) and 38 scores.

PERSONAL: Full name is Chris Edward Richardson Jr....son of Chris, Sr. and Tamika Richardson...has two sisters...born in Los Angeles, Calif...undeclared major.

| CAREER STATISTICS | | | | | | | |
|-------------------|-------------|-----------|------------|------------|----------|-----------|-------------|
| SEASON | GP-GS | REC | YDS | AVG. | TD | LONG | AVG/GM |
| 2015 | 11-0 | 29 | 202 | 7.0 | 1 | 32 | 18.4 |
| 2016 | 12-6 | 12 | 84 | 7.0 | 3 | 13 | 7.0 |
| 2017 | 12-1 | 8 | 128 | 16.0 | 1 | 44 | 10.7 |
| TOTALS | 35-7 | 49 | 414 | 8.4 | 5 | 44 | 11.8 |

| CAREER HIGHS | | | |
|-------------------|------------|-----------------|----------------|
| | NO. | OPPONENT | YEAR |
| Points Scored | 6, 5 times | last vs. Rice | Sept. 9, 2017 |
| Touchdowns | 1, 5 times | last vs. Rice | Sept. 9, 2017 |
| Rush Attempts | 10 | at FIU | Oct. 10, 2015 |
| Rush Yards | 52 | at FIU | Oct. 10, 2015 |
| Long Rush | 27 | at North Texas | Nov. 28, 2015 |
| Receptions | 5 | vs. FAU | Oct. 24, 2015 |
| Receiving Yards | 75 | at Old Dominion | Nov. 14, 2015 |
| Receiving TDs | 1, 5 times | last vs. Rice | Sept. 9, 2017 |
| Long Reception | 44 | vs. Rice | Sept. 9, 2017 |
| All-Purpose Yards | 125 | at Old Dominion | Nov. 14, 2015 |
| Punt Returns | 3 | at Old Dominion | Nov. 14, 2015 |
| Punt Return Yards | 22 | at Old Dominion | Nov. 14, 2015 |
| Long Punt Return | 17 | at Old Dominion | Nov. 14, 2015 |
| Kick Returns | 2 | at Old Dominion | Nov. 14, 2015 |
| Long Kick Return | 19 | vs. LA Tech | Nov. 21, 2015 |
| Tackles | 4 | vs. Army | Sept. 17, 2016 |

| CAREER STATISTICS | | | | | | | | | | |
|-------------------|-------------|----------|-----------|-----------|------------|--------------|------------|------------|----------|----------|
| SEASON | GP-GS | UT | AT | TOT | TFL | SAC | INT | FF/FR | PBU | QBH |
| 2016 | 12-2 | 4 | 17 | 21 | 0-0 | 0.0-0 | 0-0 | 0/0 | 1 | 0 |
| 2017 | 0-0 | 0 | 0 | 0 | 0-0 | 0.0-0 | 0-0 | 0/0 | 0 | 0 |
| TOTALS | 12-2 | 4 | 17 | 21 | 0-0 | 0.0-0 | 0-0 | 0/0 | 1 | 0 |

| CAREER HIGHS | | | |
|---------------|-----|------------|--------------|
| | NO. | OPPONENT | YEAR |
| Tackles | 4 | vs. HBU | Nov. 5, 2016 |
| Pass Breakups | 1 | at LA Tech | Oct. 1, 2016 |



T MEET THE MINERS



#14 | RICHIE RODRIGUEZ

WR | 5-9 | 180 | FR-RS
EL PASO, TEXAS
(EASTWOOD HS)

2017: Redshirted.

PRIOR TO UTEP: Played three years on the varsity squad at Eastwood ... played on both sides of the ball all three seasons ... during senior season, led the state of Texas with 1,709 receiving yards, while ranking fifth in receptions (95) and ninth in touchdown catches (21) in 12 contests ... registered nine 100-plus yard receiving games, including two 220-plus yard performances ... added 319 rushing yards on 48 carries (6.6 avg.) and a pair of scores ... threw a pair of touchdowns on five completions for 80 yards ... helped lead Troopers to a nine-win season, including a trip to the area round championship after defeating Frenship in the Class 6A bi-district playoffs ... on the defensive side, tallied 24 tackles (16 solo) and 16 passes defended ... opened the 2015 campaign with 160 yards on seven receptions and a trio of scores during a win over Chapin ... followed with 11 catches for a season-high 269 yards and four scores in a victory over Canutillo ... against Montwood, threw a touchdown on three completions for 55 yards, rushed for a season-high 65 yards and caught six passes for 45 yards and a score ... tallied nine catches for 133 yards and a touchdown, while rushing for another during a triumph over El Dorado ... reeled in 11 passes for 229 yards and two scores in the victory against Frenship ... the next week, hauled in a career-high 13 passes for 125 yards against Lamar in the area round championship ... during junior season, recorded 56 catches for 1,204 yards and 13 touchdowns ... had a career-day during a 61-26 win over Carlsbad, tallying a career-high 291 receiving yards on eight receptions (36.4 avg.) and four touchdowns, while rushing for two more on a career-best 165 yards on eight carries (20.6 avg.) ... on the defensive side in 2014, registered three interceptions, including a 103-yard pick six against El Dorado ... opened varsity career in 2013 with 105 yards on four receptions (26.3 avg.) and a pair of touchdowns during a win over Riverside ... rushed for 132 yards on 16 attempts and a career-high three touchdowns against Coronado in 2013 ... overall in 32 career games, hauled in 198 passes for 3,750 yards (18.9 avg.) and 39 receiving scores ... rushed for 1,105 yards on 145 attempts (7.6 avg.) and 13 scores (seven during sophomore season), while on the defensive side recorded 53 tackles (41 solo), three picks for 124 return yards and 19 passes defended ... totaled 53 touchdowns during career ... named 2015 El Paso Times Player of the Year ... named to TheOldCoach Class 6A All-State first team and Class 6A Texas Associated Press Sports Editors Class 6A All-State high school football second team ... played in the 24th Annual Greater El Paso Football Showcase All-Star football Game in the Sun Bowl.

PERSONAL: Full name is Richie Roman Rodriguez ... son of Roman Ricardo Rodriguez and Veronica Saldana ... has one brother ... born in El Paso, Texas ... education major.



#13 | JUSTIN ROGERS

DB | 5-11 | 195 | JR-2L
LOS ANGELES, CALIF.
(LOS ANGELES HS)

2016 ALL-C-USA FRESHMAN TEAM

2017 (SOPHOMORE): Played in all 12 games and made three starts ... recorded 39 tackles (29 solo), three tackles for loss, one forced fumble, two interceptions, one quarterback hurry and two pass breakups ... posted a career-high five tackles in four different contests (vs. Arizona, NM State, Middle Tennessee and LA Tech) ... registered first interception of the season versus rival NM State ... matched career-best two breakups at Southern Miss ... forced a fumble in the Miners' last home game of the season against LA Tech ... posted four stops and a tackle for loss versus UAB ... registered three tackles in four different contests (vs. no. 7 Oklahoma, WKU, Southern Miss, North Texas).

2016 (FRESHMAN): Saw action in 11 contests, making four consecutive starts (Oct. 1-Oct. 29) ... earned Conference USA All-Freshman team honors after posting 17 tackles (10 solo) and ranking second on team with seven breakups ... added an interception, a forced fumble, fumble recovery and a quarterback hurry ... saw first collegiate action at no. 11 Texas ... tallied first career tackle against Army ... set season-high with three tackles, while adding a forced fumble, fumble recovery and first career pass breakup against Southern Miss ... registered three tackles, an interception with a return of 27 yards and a breakup against FIU ... recorded a career-best two pass breakups and chipped in with a pair of tackles at LA Tech ... recorded three stops and a breakup against Old Dominion ... notched quarterback hurry during victory against Houston Baptist ... registered a breakup during a dominant victory against North Texas.

PRIOR TO UTEP: Played two seasons of varsity football, seeing action at cornerback and wide receiver ... on defense registered 96 tackles (61s/35a), six interceptions (55 yards) and 10 pass breakups ... offensively posted 2,587 yards on 90 receptions (28.7 avg.) and 25 touchdowns ... also had 313 yards on 30 carries for six scores, including a career-long 90-yard sprint, while tallying 3,060 all-purpose yards ... during senior campaign notched 69 tackles (50 solo), 10 pass breakups and three interceptions (15 yards) ... reeled in 49 catches for 1,596 yards (32.6 average) and ran for 313 yards on 30 carries ... notched a career-high 12 stops (eight solo), while adding one interception, two receptions for 90 yards (career-long 45 yards) and three carries for 30 yards in a 42-7 victory over Jefferson ... produced a career-best 305 all-purpose yards, totaling 230 yards on five carries for three touchdowns and registered 75 yards rushing on two carries and a score in a 57-0 sweep against Chavez ... also notched career longs versus the Eagles, 90-yard receiving and a 50-yard run ... produced 12 showings of 100-plus yards and two for over 200 yards ... posted 197 yards on seven receptions for three touchdowns, five stops and a two-point conversion versus Bell ... rambled for 192 all-purpose yards (22 rushing, 135 receiving and 35 kick returning) and a touchdown in victory over Dorsey ... as a junior recorded 41 receptions for 991 yards (24.2 avg.) and seven touchdowns, while adding 27 stops (11s/16a) and three interceptions ... broke out in a win over Rancho Dominguez, hauling in nine catches for 229 yards (including a season-long 52-yard reception) and a pair of scores, a kick return for 55 yards and a season-best nine tackles ... tallied a team-best four receptions for 114 yards and a touchdown versus Village Christian ... led the team to its first 2014 CIF Los Angeles City Section Championship in 49 years, posting six catches for 103 yards against Monroe ... was named to 2015 All-City offensive team and 2014 All-City defensive team.

T MEET THE MINERS

PERSONAL: Full name is Justin H. Rogers ... son of Jeff Rogers, Sr., and Ane-sa M. Hayes ... has two brothers ... born in Gardena, Calif. ... computer science major.

CAREER STATISTICS

| SEASON | GP-GS | UT | AT | TOT | TFL | SAC | INT | FF/FR | PBU | QBH |
|---------------|-------------|-----------|-----------|-----------|--------------|--------------|-------------|------------|-----------|----------|
| 2016 | 11-4 | 10 | 7 | 17 | 0-0 | 0.0-0 | 1-26 | 1/1 | 8 | 1 |
| 2017 | 12-3 | 29 | 10 | 39 | 3.0-4 | 0.0-0 | 2-0 | 1/0 | 4 | 1 |
| TOTALS | 23-7 | 39 | 17 | 56 | 3.0-4 | 0.0-0 | 3-26 | 2/1 | 12 | 2 |

CAREER HIGHS

| | NO. | OPPONENT | YEAR |
|---------------------|--------------|-----------------------|----------------|
| Tackles | 5, 4 times | last vs. LA Tech | Nov. 18, 2017 |
| Tackles For Loss | 1.0, 2 times | last at UAB | Nov. 25, 2017 |
| Interceptions | 1, 3 times | last vs. UTSA | Oct. 28, 2017 |
| Interception Return | 26 | vs. FIU | Oct. 8, 2016 |
| All-purpose yards | 26 | vs. FIU | Oct. 8, 2016 |
| Fumbles Forced | 1, 2 times | last vs. LA Tech | Nov. 18, 2017 |
| Fumbles Recovered | 1 | vs. Southern Miss | Sept. 24, 2016 |
| Pass Breakups | 2, 2 times | last at Southern Miss | Oct. 14, 2017 |



JUSTIN ROGERS VS. FIU (2016)



#20 | JAKE SAMMUT
LS | 5-8 | 170 | SR-1L
MOHAVE VALLEY, ARIZ.
(COLLEGE OF CANYONS)

2017 ALL-CONFERENCE USA HONORABLE MENTION
2018 C-USA COMMISSIONER'S ACADEMIC HONOR ROLL

2017 (JUNIOR): Played in all 12 contests at the long snapper position ... registered four tackles ... earned All-Conference USA honorable mention ... recorded a pair of tackles and downed a punt inside the 20-yard line at Middle Tennessee ... tallied another tackle against LA Tech and at UAB ... played punt return defense as No. 7 OU averaged 6.5 yards on four punt returns ... WKU returned one punt for minus-one yard ... Army returned a pair of punts for nine yards ... Southern Miss returned three punts for no yards.

PRIOR TO UTEP: Played at College of the Canyons in 2014 and 2016 ... saw action in five contests as the team's long snapper ... tallied a solo tackle against Grossmont ... named to 2016 Southern California Football Association (SCFA) Scholar-Athlete team ... played in three games in 2014, registering a pair of tackles ... played varsity baseball at River Valley High School for two years.

PERSONAL: Full name is Jacob Joseph Belpedio Sammut ... son of Mike Belpedio Sammut and Terri Wright ... has two brothers ... born in Bullhead City, Ariz. ... business management studies major.

CAREER STATISTICS

| SEASON | GP-GS | UT | AT | TOT | TFL | SAC | INT | FF/FR | PBU | QBH |
|---------------|-------------|----------|----------|----------|--------------|------------|----------|------------|----------|----------|
| 2017 | 12-0 | 1 | 3 | 4 | 0.0-0 | 0-0 | 0 | 0/0 | 0 | 0 |
| TOTALS | 12-0 | 1 | 3 | 4 | 0.0-0 | 0-0 | 0 | 0/0 | 0 | 0 |

CAREER HIGHS

| | NO. | OPPONENT | YEAR |
|---------|-----|---------------------|--------------|
| Tackles | 2 | at Middle Tennessee | Nov. 4, 2017 |



JAKE SAMMUT VS. NM STATE (2017)

MEET THE MINERS



**#59 | DEDRICK
SIMPSON**
DT | 6-3 | 300 | SO-1L
HOUSTON, TEXAS
(DOBIE HS)

2017 (FRESHMAN): Played in all 12 games and made four starts as a true freshman ... saw action as defensive end and snapper ... notched 14 tackles, 15 tackles for loss, one sack and a quarterback hurry ... recorded a career-high five stops against Arizona ... posted three tackles versus no. 7 Oklahoma and WKU ... added a sack against the Hilltoppers ... registered a quarterback hurry versus UTSA ... tallied a stop in three different occasions (vs. Rice, NM State and Army).

PRIOR TO UTEP: Played on the varsity squad for three seasons ... during senior campaign recorded 69 tackles (44 solo), 10.5 tackles for loss, 3.0 sacks and three pass breakups ... tallied 7.0 tackles for loss during a victory over Sam Rayburn ... named team captain during junior and senior seasons ... played at the tight end and fullback positions on goal line situations during junior and senior campaigns ... as a junior, tallied 64 tackles, 14 tackles for loss, 10.0 sacks, 11 quarterback hurries, two forced fumbles, two fumble recoveries and a pass breakup ... during sophomore season played linebacker, offensive line and running back ... earned back-to-back District 22-6A first team honors as a linebacker in 2014 and 2015 ... first Dobie High School football player to earn a Division I scholarship in 10 years ... efforts helped the Longhorns to a 5-3 district mark; Dobie fell in the first round to North Shore, the eventual 2015 Football Conference 6A-DI Texas state champions.

PERSONAL: Full name is Dedrick Davaughn Simpson ... son of Antoine Simpson and Kameshia Simmons ... father played defensive tackle at the University of Houston, and in the NFL for the Miami Dolphins and San Diego Chargers ... has three sisters ... born in Fort Worth, Texas ... mechanical engineering major.

CAREER STATISTICS

| SEASON | GP-GS | UT | AT | TOT | TFL | SAC | INT | FF/FR | PBU | QBH |
|---------------|-------------|----------|-----------|-----------|--------------|------------|----------|------------|----------|----------|
| 2017 | 12-4 | 1 | 13 | 14 | 1.5-9 | 1-8 | 0 | 0/0 | 0 | 1 |
| TOTALS | 12-4 | 1 | 13 | 14 | 1.5-9 | 1-8 | 0 | 0/0 | 0 | 1 |

CAREER HIGHS

| | NO. | OPPONENT | YEAR |
|------------------|-----|-------------|----------------|
| Tackles | 5 | vs. Arizona | Sept. 15, 2017 |
| Sacks | 1 | vs. WKU | Oct. 7, 2017 |
| Tackles For Loss | 1.0 | vs. WKU | Oct. 7, 2017 |



**#21 | EDDIE
SINEGAL**
WR | 6-1 | 175 | JR-2L
EL PASO, TEXAS
(ANDRESS HS)

2017 (SOPHOMORE): Played in eight contests, making two starts ... recorded 144 yards on 17 receptions ... tied career high and registered a season-best six receptions for 38 yards at North Texas ... tallied season-high 69 yards (second most in career) on five receptions against LA Tech ... hauled in a

trio of catches for 20 yards at no. 7 Oklahoma ... registered 15 yards on two receptions at rival NM State.

2016 (FRESHMAN): Saw action in all 12 games, making six starts ... ranked third on team in receptions (29) and receiving yards (338) ... ran for 44 yards on two carries ... added 66 yards on four kickoff returns ... registered team's only 100-yard receiving performance, setting career bests in receptions (six) and receiving yards (102) at LA Tech...against FIU, tallied 49 yards on four receptions and set career highs in longest rushing play (42), longest kickoff return (39) and all-purpose yards (146) ... made first career start at UTSA and tallied 21 yards on two catches, including a 15-yard first down catch that led to a touchdown during a 5OT win ... added a six-yard reception on a 3rd-and-5 play, which also led to a touchdown against the Roadrunners ... recorded second-most receiving yards (53) on four receptions during a victory against Houston Baptist.

PRIOR TO UTEP: Started three seasons on the varsity squad for Andress High School ... racked up 2,560 yards on 122 receptions (20.9 average) with 26 receiving touchdowns (29 total TDs) ... during senior season hauled in 52 passes for 1,086 yards (20.9 average) and nine scores (11 total TDs) ... helped Eagles earn spot in the Class 4-A playoffs ... named to 2013 District 1-4A first team and All-City first team ... Showcase All-Star game for the West Side team ... tallied career bests during junior season with 63 catches for 1,288 yards (20.4 average) and 13 touchdown (14 total TDs) ... garnered El Paso Times Player of the Week after catching five passes for 189 yards and four scores, including a 61-yard punt return to the end zone during a 55-6 win over Jefferson ... named to 2012 District 1-4A first team and All-City first team ... tabbed El Paso Area Player of the Week after catching seven passes for 85 yards and a score in a 41-15 win over Austin High School ... versatile athlete who excelled on the hardwood ... played four years on the varsity basketball squad ... named to All-City first team in 2012 and 2013... scored 14 points (6-of-10 shooting) in a win over Rio Grande ... scored 15 points (5-of-6 shooting) during a 68-43 victory over El Paso High School ... earned First Team All-District in 2013 and All-District Honorable Mention in 2012.

PERSONAL: Son of Eddie Sr. and Sibrena.

CAREER STATISTICS

| SEASON | GP-GS | REC | YDS | AVG. | TD | LONG | AVG/GM |
|---------------|-------------|-----------|------------|-------------|----------|-----------|-------------|
| 2016 | 12-6 | 29 | 338 | 11.7 | 0 | 32 | 28.2 |
| 2017 | 8-2 | 17 | 144 | 8.5 | 0 | 18 | 18.0 |
| TOTALS | 20-8 | 46 | 482 | 10.5 | 0 | 32 | 24.1 |

CAREER HIGHS

| | NO. | OPPONENT | YEAR |
|-------------------|------------|---------------------|---------------|
| Rush Attempts | 1, 2 times | last vs. FIU | Oct. 8, 2016 |
| Rush Yards | 42 | vs. FIU | Oct. 8, 2016 |
| Long Rush | 42 | vs. FIU | Oct. 8, 2016 |
| Receptions | 6, 2 times | last at North Texas | Nov. 11, 2017 |
| Receiving Yards | 102 | at LA Tech | Oct. 1, 2016 |
| Long Reception | 32 | at LA Tech | Oct. 1, 2016 |
| All-purpose Yards | 146 | vs. FIU | Oct. 8, 2016 |
| Kick Returns | 3 | vs. FIU | Oct. 8, 2016 |
| Long Kick Return | 39 | vs. FIU | Oct. 8, 2016 |
| Kick Return Yards | 55 | vs. FIU | Oct. 8, 2016 |
| Tackles | 1 | at North Texas | Nov. 11, 2017 |



MEET THE MINERS



#29 | JAMAR SMITH
 LB | 5-10 | 230 | SR-1L
 LYONS, GA.
 (HOLMES CC)

2017 (JUNIOR): Played in 12 games and made one start ... recorded 34 tackles (22 solo), four tackles for loss (seven yards) and a quarterback hurry ... posted a season-best six stops and added a tackle for loss against Army ... registered five stops at no. 7 Oklahoma ... tallied four tackles in three different contests (vs. Rice, WKU and UAB) ... notched a quarterback hurry at UAB ... recorded three solo stops versus Arizona.

PRIOR TO UTEP: Led defense in tackles during both seasons at Holmes Community College ... led team with 90 tackles (66 solo) in 10 games played during 2016 ... averaged a team-best 9.0 tackles per game ... added 2.0 sacks, 12.5 tackles for loss, two fumble recoveries, four pass breakups and a blocked kick ... registered double-digit tackles in five different contests ... named MACJC First Team All-State and NJCAA All-Region XXIII ... notched a career-high 15 tackles (12 solo), along with 3.0 tackles for loss and a pass breakup against Copiah-Lincoln ... opened sophomore campaign with back-to-back, 12-tackle performances (at East Central (MS), vs. Southwest Mississippi) ... notched a sack at East Central (MS) and against Iowa Western ... led Falcons with 59 tackles in 2015, while adding 3.0 sacks and 6.0 tackles for loss.

PERSONAL: Full name is Jamar Marquee Smith ... son of Nathan Smith and Gloria Jordan ... has two brothers and three sisters ... born in Lyons, Georgia ... mechanical engineering major.

CAREER STATISTICS

| SEASON | GP-GS | UT | AT | TOT | TFL | SAC | INT | FF/FR | PBU | QBH |
|---------------|-------------|-----------|-----------|-----------|--------------|------------|----------|------------|----------|----------|
| 2017 | 12-1 | 22 | 12 | 34 | 4.0-7 | 0-0 | 0 | 0/0 | 0 | 1 |
| TOTALS | 12-1 | 22 | 12 | 34 | 4.0-7 | 0-0 | 0 | 0/0 | 0 | 1 |

CAREER HIGHS

| | NO. | OPPONENT | YEAR |
|------------------|--------------|-------------|----------------|
| Tackles | 6 | at Army | Sept. 30, 2017 |
| Tackles For Loss | 1.0, 4 times | last at UAB | Nov. 25, 2017 |



#24 | KAHANI SMITH
 DB | 6-1 | 190 | SR-1L
 LOS ANGELES, CALIF.
 (RIVERSIDE CC)

2018 C-USA COMMISSIONER'S HONOR ROLL

2017 (JUNIOR): Made seven starts in 12 contests played ... led UTEP defense with two touchdowns – a 52-yard pick-six and a 45-yard scoop-and-score ... ranked seventh on the defense with 46 tackles (30 solo) ... tied for team lead with two interceptions ... added three pass breakups ... ranked tied for 21st in FBS with two fumble recoveries ... picked off a pass at Army and returned it 52 yards for a touchdown ... registered ca-

reer-high nine tackles and returned a fumble 45 yards (longest fumble return in Conference USA during season) for a touchdown at North Texas ... tallied seven tackles with a fumble recovery and pass breakup against LA Tech ... recorded a pass breakup and five tackles at Middle Tennessee ... credited with five tackles against Arizona and four stops at rival NM State ... recorded an interception and six tackles at Southern Miss ... notched seven stops and a breakup at UAB.

PRIOR TO UTEP: Saw action in 11 games at the safety position, leading team to a 10-2 overall record ... notched 36 tackles, four interceptions, 11 pass breakups and three touchdowns during the 2016 season ... in first game of the season, registered a career-high six stops and added two breakups in victory over Victor Valley ... helped the Tigers claim a 77-7 win over LA Harbor with first defensive score on a 47-yard pick six ... posted a career best two interceptions (16 yards) against Saddleback and added five tackles, a tackle for loss, a forced fumble and a fumble return for a touchdown ... recorded a career-high four pass breakups versus Long Beach ... guided team past El Camino with four tackles, one interception and two pass breakups ... 2016 Unanimous National Division Central League first team defense selection ... in 2015 played in five games and started in three at Dixie State ... registered 29 total tackles ... notched nine tackles and one pass breakup versus Azusa Pacific ... recorded five or more tackles in four of the five games ... 2014 second team All-Moore League in football.

PERSONAL: Full name is Kahani Markees Smith ... guardians are Kenneth and Lorraine Wright ... has two brothers and three sisters ... born in Los Angeles, California ... multidisciplinary studies major.

CAREER STATISTICS

| SEASON | GP-GS | UT | AT | TOT | TFL | SAC | INT | FF/FR | PBU | QBH |
|---------------|-------------|-----------|-----------|-----------|--------------|------------|-------------|------------|----------|----------|
| 2017 | 12-7 | 30 | 16 | 46 | 0.0-0 | 0-0 | 2-52 | 0/2 | 3 | 0 |
| TOTALS | 12-7 | 30 | 16 | 46 | 0.0-0 | 0-0 | 2-52 | 0/2 | 3 | 0 |

CAREER HIGHS

| | NO. | OPPONENT | YEAR |
|-------------------|------------|---------------------|----------------|
| Points Scored | 6, 2 times | last at North Texas | Nov. 11, 2017 |
| Touchdowns | 1, 2 times | last at North Texas | Nov. 11, 2017 |
| All-Purpose Yards | 52 | at Army | Sept. 30, 2017 |
| Interceptions | 1, 2 times | at Southern Miss | Oct. 14, 2017 |
| Long Int. Return | 52 | at Army | Sept. 30, 2017 |
| Tackles | 9 | at North Texas | Nov. 11, 2017 |
| Fumbles Recovered | 1, 2 times | vs. LA Tech | Nov. 18, 2017 |
| Pass Break-Ups | 1, 3 times | last at UAB | Nov. 25, 2017 |



#55 | MIKE SOTA
 DE | 6-5 | 280 | SR-2L
 PLACENTIA, CALIF.
 (VALENCIA HS)

2017 (JUNIOR): Played in nine games, seeing action on special teams and defense ... notched 15 tackles, 1.5 tackles for loss and two pass breakups ... posted a season-high four stops and added a pass breakup versus UTSA ... tallied three tackles against Army and Southern Miss ... recorded a pair of stops versus rival NM State.

2016 (SOPHOMORE): Played in all 12 games, making nine starts ... ranked seventh on team with 47 tackles (12 solo) ... added 2.5 tackles for loss, a pass breakup and two quarterback hurries ... made first collegiate start and registered a tackle during a win over rival NM State ... established career high by tallying nine tackles against Southern Miss ... registered seven tackles against Army and seven more at Florida Atlantic ... recorded

T MEET THE MINERS

four tackles and a tackle for loss during a 5OT win at UTSA ... tallied five tackles and 0.5 tackle for loss against FIU ... recorded a pair of stops with a quarterback hurry and a breakup during a dominant victory against North Texas.

2015 (FRESHMAN): Played in the Miners' season opener against Arkansas.

2014: Redshirted.

PRIOR TO UTEP: Tallied 69 tackles (50s/19a), 13 tackles for loss, six sacks (37 yards for loss), six quarterback hurries and six pass breakups as a senior at Valencia HS ... tallied 13 tackles (11s/2a), four tackles for loss and a sack against Yorba Linda ... recorded two sacks and eight tackles (5s/3a) versus Villa Park ... had nine solo stops, three tackles for loss, two sacks and one quarterback hurry during a 41-3 victory over Cypress ... named All-CIF Central Division defensive team ... two-star recruit on Scout.com ... during junior season recorded 43 stops (21s/22a), four tackles for loss, two sacks, seven quarterback hurries, four pass breakups and one fumble recovery ... had 11 tackles (6s/5a) and one quarterback hurry in a 14-7 win over El Dorado ... tallied five tackles, one tackle for loss and one sack in a 24-13 win over Kennedy ... recorded seven tackles (five solo), one sack and one quarterback hurry in a 31-13 win over Sonora ... named Empire League Lineman of the Year.

PERSONAL: Son of Mike and Roxanne ... criminal justice major.

CAREER STATISTICS

| SEASON | GP-GS | UT | AT | TOT | TFL | SAC | INT | FF/FR | PBU | QBH |
|---------------|-------------|-----------|-----------|-----------|--------------|--------------|------------|------------|----------|----------|
| 2015 | 1-0 | 0 | 0 | 0 | 0.0-0 | 0.0-0 | 0-0 | 0/0 | 0 | 0 |
| 2016 | 12-9 | 12 | 35 | 47 | 2.5-4 | 0.0-0 | 0-0 | 0/0 | 1 | 2 |
| 2017 | 9-0 | 7 | 8 | 15 | 1.5-3 | 0.0-0 | 0-0 | 0/0 | 2 | 0 |
| TOTALS | 22-9 | 19 | 43 | 62 | 4.0-7 | 0.0-0 | 0-0 | 0/0 | 3 | 2 |

CAREER HIGHS

| | NO. | OPPONENT | YEAR |
|-------------------|------------|-----------------------|----------------|
| Tackles | 9 | vs. Southern Miss | Sept. 24, 2016 |
| Tackles for loss | 1, 3 times | last at Southern Miss | Oct. 14, 2017 |
| Pass Breakups | 1, 3 times | last vs. UTSA | Oct. 28, 2017 |
| All-Purpose Yards | 2 | vs. UTSA | Oct. 28, 2017 |
| Kick Returns | 1 | vs. UTSA | Oct. 28, 2017 |
| Kick Return Yards | 2 | vs. UTSA | Oct. 28, 2017 |
| Long Kick Return | 2 | vs. UTSA | Oct. 28, 2017 |



MIKE SOTA VS. UTSA (2017)



#72 | TIANO
TIALAVEA
DT | 6-3 | 315 | SO-OL
SEATTLE, WASH.
(O'DEA HS)

2017 (RS FRESHMAN): Moved to offensive line from the defensive side ... saw action on the scout team.

2016: Redshirted.

PRIOR TO UTEP: Played in three regular season games during senior campaign ... posted a season-best nine tackles versus Lakes ... registered five stops and a forced fumble in win over Roosevelt ... also notched tackles in victory over Lakeside ... played in the Blue-Grey All-American Bowl game, leading the West to a 21-14 victory with eight tackles, six tackles for loss and a sack ... during junior season, recorded 25 tackles, 3.5 sacks, two forced fumbles and two fumble recoveries.

PERSONAL: Full name is Tiano Gasca Tialavea ... son of Lucky Tialavea and Kamin Gasca-Tialavea ... has one brother ... cousin D.J. Tialavea played tight end in the NFL ... born in Renton, Wash. ... kinesiology major.



#3 | MARK
TORREZ
QB | 6-0 | 190 | SO-1L
EL PASO, TEXAS
(EASTWOOD HS)

2017 (RS FRESHMAN): Played in seven contests under center ... rushed for 38 yards and a touchdown ... threw for 126 yards on 14-of-48 passing ... scored first collegiate touchdown on a six-yard rush and added season highs in completions (six) and passing yards (59) against Arizona ... completed first collegiate pass on a seven-yard toss at no. 7 Oklahoma ... rushed for a season-high 31 yards on seven attempts and threw for 38 yards (four completions) at rival NM State ... threw for 22 yards (three completions) at North Texas ... rushed for 15 yards on two carries at UAB.

2016: Redshirted.

PRIOR TO UTEP: Played on the varsity squad all four years at Eastwood ... put up staggering numbers in 12 games during senior season ... led district in passing yards (3,837) and touchdowns passes (41) on 277-of-389 passing (71.2 percent) and only nine interceptions ... averaged 319.8 passing yards per contest ... ranked fifth in district with 1,026 yards rushing on 117 attempts (8.8 avg.) and 15 rushing scores ... ranked sixth in the state of Texas in touchdown passes, second in passing yards and third in completions ... chipped in with a pair of receiving scores in 2015 ... helped surge the Troopers to a 9-3 overall record ... threw for a career-high 545 yards on 33-of-50 passing with four scores during a 6A bi-district playoff win against Frenship ... 545 yards ranked tied for 27th all-time during a single game in Texas state football history ... added 149 yards rushing and three touchdowns against Frenship ... threw seven touchdowns on 14-of-18 passing (263 yards) in a 61-14 triumph against Socorro ... rushed for 227 yards and a pair of scores in a win over Franklin ... passed for 449 yards (32-of-40) and five touchdowns in a victory over Canutillo ... passed for 312 yards and ran for another 154 yards, while accounting for five touchdowns (two

MEET THE MINERS

pass, three rush) during a 62-35 win over El Dorado ... accounted for all six touchdowns (two rush, four pass) during a 42-28 win against Franklin ... named District 1-6A Offensive MVP, while being named All-District first team offense and racked up nine Player of the Week awards ... played in the 24th Annual Greater El Paso Football Showcase All-Star Football Game in the Sun Bowl.

PERSONAL: Full name is Mark Torrez Jr. ... son of Mark, Sr. and Yvette Torrez... has one sister... born in El Paso, Texas... kinesiology major.

| CAREER STATISTICS | | | | | | | | | | |
|-------------------|------------|----------------|------------|----------|-----------|-------------|------------|-------------|-------------|--|
| SEASON | GP-GS | CMP-ATT-INT | YDS | TD | LONG | PCT | AVG/P | AVG/G | EFFC | |
| 2017 | 7-0 | 14-48-2 | 126 | 0 | 21 | 29.2 | 2.6 | 18.0 | 42.2 | |
| TOTALS | 7-0 | 14-48-2 | 126 | 0 | 21 | 29.2 | 2.6 | 18.0 | 42.2 | |

| CAREER HIGHS | | | |
|-------------------|-----|-------------|----------------|
| | NO. | OPPONENT | YEAR |
| Points Scored | 6 | vs. Arizona | Sept. 15, 2017 |
| Touchdowns | 1 | vs. Arizona | Sept. 15, 2017 |
| Rush Attempts | 7 | at NM State | Sept. 23, 2017 |
| Rush Yards | 31 | at NM State | Sept. 23, 2017 |
| Rush Touchdowns | 1 | vs. Arizona | Sept. 15, 2017 |
| Long Rush | 18 | at NM State | Sept. 23, 2017 |
| Pass Attempts | 21 | vs. Arizona | Sept. 15, 2017 |
| Pass Completions | 6 | vs. Arizona | Sept. 15, 2017 |
| Pass Yards | 59 | vs. Arizona | Sept. 15, 2017 |
| Had Intercepted | 2 | at NM State | Sept. 23, 2017 |
| Long Pass | 21 | vs. Arizona | Sept. 15, 2017 |
| All-Purpose Yards | 31 | at NM State | Sept. 23, 2017 |
| Tackles | 1 | at NM State | Sept. 23, 2017 |



#93 | CHUCK TUIOLEMOTU
DL | 6-2 | 245 | FR-RS
WAHIAWA, HAWAII
(CHAPIN HS)

2017: Redshirted.

PRIOR TO UTEP: Played on both sides of the ball during senior season at Chapin High School (2016) ... efforts helped Chapin to a 9-3 overall record with a 5-2 district mark, including a bi-district playoff win ... played on an offensive unit where Chapin rushed for 2,283 yards on 230 carries (9.9 avg.) and 19 rushing scores ... Chapin's quarterback threw for 1,638 yards on 92-of-127 passing (72 percent) with 24 touchdowns and only two interceptions thrown.

PERSONAL: Chuck E. Tuiolemotu is the son of Salele'a and Susana Tuiolemotu ... has four brothers ... born in Frankfurt, Germany ... psychology major.



#3 | SIONE TUPOU
LB | 5-11 | 230 | FR-RS
ALLEN, TEXAS
(ALLEN HS)

C-USA COMMISSIONER'S ACADEMIC HONOR ROLL (2017 & 2018)

2017 (RS FRESHMAN): Sat out due to shoulder surgery.

2016: Redshirted.

PRIOR TO UTEP: Member of the Allen Eagles that went 14-1, made it to the semifinals in the UIL 6A State Championships and ended the season ranked 16th nationally by MaxPreps ... played in an outlandish 545 plays during the 2015 season for the Eagles ... during senior campaign racked up 42 tackles (35 solo and seven assisted), eight tackles for loss, five sacks, 10 quarterback hurries and five forced fumbles ... recorded a season-high four tackles in six different games ... collected four tackles (two solo), one sack and three quarterback hurries in the UIL 6A playoffs quarterfinal victory against Denton Ryan ... notched four unassisted tackles, two tackles for loss and one sack in a shutout triumph over Flower Mound ... in a 65-0 win over Plano jarred out two forced fumbles, along with three quarterback hurries and three stops ... recorded four tackles and a tackle for loss in each game versus Denton Guyer and McKinney Boyd ... posted four tackles in three of the five playoff games for Allen ... as a junior compiled 72 tackles (50s/22a), four sacks, three tackles for losses and three forced fumbles ... recorded 25 stops during Allen's playoff run to a state title ... had a career-high 12 tackles in the 2014 season opener against Denton Guyer ... followed that performance up with 10 stops, one sack and a forced fumble against McKinney Boyd ... named to 2015 All-District first team and 2014 All-District 6-6A second team ... was selected to the 2016 Polynesian All-American Bowl.

PERSONAL: Sione Tupou is the son of Taufa and Maxine Tupou ... has one sister and three brothers ... born in Sacramento, Calif. ... kinesiology major.



#40 | ANTHONY ULMER
LB | 6-3 | 230 | FR-RS
CHICAGO, ILL.
(CHAPIN HS)

2018 C-USA COMMISSIONER'S ACADEMIC HONOR ROLL

2017: Redshirted.

PRIOR TO UTEP: Played two seasons on the varsity squad at Chapin High School ... totaled 104 tackles (42 solo) in 23 games during career on the defensive line ... added 3.0 tackles for loss, a sack and four hurries ... tallied 56 tackles (24) and a sack during senior season (2016) ... efforts helped Chapin to a 9-3 overall record with a 5-2 district mark, including a bi-district playoff win ... opened senior campaign with back-to-back six-tackle performances during wins against Bel Air and Eastlake, respectively ... registered a sack and four tackles during a win against Pebble Hills ... credited with six tackles in playoff win against Del Valle.

T MEET THE MINERS

PERSONAL: Full name is Anthony Ron Ulmer ... son of Anthony and Laura Ulmer ... has one sister ... born in Chicago, Ill. ... criminal justice major.



#9 | JAYSON VANHOOK
LB | 6-2 | 215 | SO-1L
PERRIS, CALIF.
(CITRUS HILL HS)

2016 ALL-C-USA FRESHMAN TEAM

2017 (RS SOPHOMORE): Played in one game before suffering a season-ending injury ... registered a tackle versus Rice.

2016 (FRESHMAN): Played in all 12 games, making nine starts ... earned Conference USA All-Freshman team honors after tallying 36 tackles (17 solo), 5.5 tackles for loss (18 yards) and a sack ... tallied first collegiate tackles (two) during a win against rival NM State ... recorded seven stops and tallied first career sack at no. 11 Texas ... made first collegiate start against Army, registering two tackles ... established career high by recording eight tackles and notching 1.5 tackles for loss against FIU ... registered a trio of tackles and a tackle for loss during a 5OT victory at UTSA ... tallied four stops against Southern Miss.

2015: Redshirted.

PRIOR TO UTEP: Played and started 13 games for the Hawks in 2014, amassing 105 tackles (62s/43a), eight tackles for losses, six sacks, one forced fumble and one blocked field goal ... led the team in quarterback hurries with 13 ... recorded a career-high 17 tackles in a victory over Hemet ... had three showings of 10 or more tackles including a performance of 10 tackles, two sacks and a fumble returned for a touchdown against Norco ... as a junior saw action in eight games and tallied 28 tackles (11s/17a), seven tackles for losses, four pass breakups, one forced fumble and a team-best two sacks ... registered a season-best eight tackles in a win against Beaumont ... a 2013 U100 NUC Combine Invite ... 2014 All-CIF first team honoree, 2014 All-Area honorable mention and 2014 Mountain Pass League second team.

PERSONAL: Full name is Jayson Bryant VanHook ... son of Cheryl and Stephen VanHook ... has one brother, Stephen, who played football at Fresno State ... born in Riverside, Calif. ... criminal justice major.

CAREER STATISTICS


| SEASON | GP-GS | UT | AT | TOT | TFL | SAC | INT | FF/FR | PBU | QBH |
|---------------|-------------|-----------|-----------|-----------|---------------|--------------|------------|------------|----------|----------|
| 2016 | 12-9 | 17 | 19 | 36 | 5.5-18 | 1.0-2 | 0-0 | 0/0 | 0 | 0 |
| 2017 | 1-0 | 1 | 0 | 1 | 0.0-0 | 0-0 | 0-0 | 0/0 | 0 | 0 |
| TOTALS | 13-9 | 18 | 19 | 37 | 5.5-18 | 1.0-2 | 0-0 | 0/0 | 0 | 0 |

CAREER HIGHS

| | NO. | OPPONENT | YEAR |
|------------------|--------------|--------------|----------------|
| Tackles | 8 | vs. FIU | Oct. 8, 2016 |
| Sacks | 1.0 | at Texas | Sept. 10, 2016 |
| Tackles for loss | 1.5, 2 times | last vs. FIU | Oct. 8, 2016 |



JAYSON VANHOOK VS. LA TECH (2016)



#8 | BRADY VILES
K | 6-0 | 210 | JR-1L
FORT MOHAVE, ARIZ.
(ARIZONA WESTERN COLLEGE)

2018 C-USA COMMISSIONER'S ACADEMIC HONOR ROLL

2017 (SOPHOMORE): Played in all 12 games ... led team with 14 points ... 11-of-12 on PATs ... connected on first career field goal attempt, a 53-yard make against Arizona ... 53-yard field goal is longest first made attempt in UTEP history during the modern era ... connected on 3-of-3 PATs at Army ... went 2-for-2 three different times (vs. Rice, at NM State, vs. WKU) ... used primarily on kickoffs (32 KO for 1,922 yards [60.1 avg.] with 21 touchbacks) ... UTEP ranked first in Conference USA and seventh in FBS in opponent kickoff return average (16.9).

PRIOR TO UTEP: Played at Arizona Western in 2016 ... was 3-for-3 on point after touchdown attempts ... played in all 12 games ... made all three PAT attempts against Everett Red Raiders ... was a kickoff specialist with over 80 percent touchbacks ... played in the NJCAA Football Championship game and tallied four kickoffs, all of them being touchbacks (50.8 avg.) ... helped the team rate first nationally and first in conference in PATs ... posted two tackles (one solo) against Glendale ... in 2015, played at Arizona Post Graduate Academy ... played in 14 games under center at River Valley High School during senior season in 2014 ... passed for 1,770 yards on 83-of-144 attempts with 18 scores and only two interceptions ... ran for 662 yards on 85 carries (7.8 avg.) and two touchdowns.

PERSONAL: Full name is Brady Lee Viles ... son of Jeff and Lori Viles ... has two sisters ... born in Lake Havasu City, Ariz. ... undeclared major.

MEET THE MINERS

CAREER STATISTICS

| SEASON | GP-GS | MADE | ATT | LONG | PCT |
|---------------|-------------|----------|----------|-----------|-------------|
| 2017 | 12-0 | 1 | 4 | 25 | 25.0 |
| TOTALS | 12-0 | 1 | 4 | 25 | 25.0 |

CAREER HIGHS

| | NO. | OPPONENT | YEAR |
|---------------------|-----|-------------|----------------|
| Points Scored | 4 | vs. Arizona | Sept. 15, 2017 |
| PATs | 3 | at Army | Sept. 30, 2017 |
| Field Goals Made | 1 | vs. Arizona | Sept. 15, 2017 |
| Field Goal Attempts | 3 | vs. WKU | Oct. 7, 2017 |
| Longest Field Goal | 53 | vs. Arizona | Sept. 15, 2017 |



BRADY VILES VS. RICE (2017)



#4 | QUADRAIZ WADLEY
RB | 6-0 | 200 | JR-2L
KENNEDALE, TEXAS
(KENNEDALE HS)

2017 (SOPHOMORE): Played in four games, making three starts (at Army, vs. WKU, at Middle Tennessee) ... missed most of season due to injuries ... led team in rushing yards per game (69.2) ... rushed for 277 yards on 58 attempts and a touchdown ... tallied 15-yard reception ... produced breakout game at Army, making first collegiate start, rushed for career-high 156 yards on career-most 28 carries (5.6 avg.), scored first career touchdown and registered first career reception (15 yards) ... rushed for 77 yards in first game back of season at rival NM State ... gained 38 yards rushing against WKU ... rushed for six yards at Middle Tennessee.

2016 (FRESHMAN): Saw action in 10 contests as a true freshman ... ranked second on the team in rushing yards (168) and rushing attempts (47) ... rushed for 36 yards on 10 carries, including a season-long rush of 29 yards ... ran for 35 yards on five carries with a long of 11 yards against Southern Miss ... tallied 35 rushing yards against Houston Baptist ... registered 24 yards on five attempts versus North Texas.

PRIOR TO UTEP: Played two seasons on the varsity squad at Kennedale ... rushed for 2,511 yards on 224 carries (11.2 avg.) and 45 touchdowns in 13 games during senior campaign ... returned nine kickoffs for 319 yards (35.4 avg.) and a score ... registered 10 games of 100-plus rushing yards, including four 200-plus yard games and a pair of 380-plus yard contests ... ranked sixth in the state of Texas in rushing yards, third in rushing scores and fourth in total touchdowns ... efforts led Wildcats to a 12-1 overall record (5-0 district mark), including a pair of playoff wins ... opened senior campaign with a season-high 389-yard performance on 30 attempts (13.0 avg.) and five scores during a victory against Crowley ... rambled for 385 yards on 24 carries (16.0 avg.) and six scores during a victory over Carter ... tallied a season-high seven rushing scores on 238 yards (7.7 avg.) in a win against Alvarado ... tallied 41 rushing yards and a 75-yard kickoff return for a touchdown during an opening round playoff victory against Carter ... ran for 243 yards on 12 attempts (20.3 avg.) and a trio of touchdowns in triumph over Gainesville ... averaged 21.9 yards per carry (197 yards on nine attempts) and found paydayr four times in a win against Lake Worth ... averaged a season-high 24.0 yards per carry (96 yards), while scoring four times on four attempts during a victory over Diamond Hill-Jarvis ... concluded senior campaign with 220 yards on 30 carries (7.3 avg.) and three scores in the third round of the 4A Division I playoffs versus Argyle ... played three games on the varsity team during junior season, tallying 82 yards on six carries (13.7 avg.) and a pair of scores ... named Texas' 4A Offensive Player of the Year, while being named to the Associated Press Class 4A All-State football first team ... a three-star recruit on scout.com.

PERSONAL: Full name is Quadraiz Shuntrell Wadley ... son of Manny Higgins and Melinda Woods ... has three brothers and two sisters ... born in Palestine, Texas ... criminal justice major.

CAREER STATISTICS

| SEASON | GP-GS | RUSH | YDS | AVG. | TD | LONG | AVG/GM |
|---------------|-------------|------------|------------|------------|----------|-----------|-------------|
| 2016 | 10-0 | 47 | 168 | 3.6 | 0 | 29 | 16.8 |
| 2017 | 4-3 | 58 | 277 | 4.8 | 1 | 19 | 69.2 |
| TOTALS | 14-3 | 105 | 445 | 4.2 | 1 | 29 | 31.8 |

CAREER HIGHS

| | NO. | OPPONENT | YEAR |
|------------------------|-----|--------------|----------------|
| Points Scored | 6 | at Army | Sept. 30, 2017 |
| Touchdowns | 1 | at Army | Sept. 30, 2017 |
| Rush Attempts | 28 | at Army | Sept. 30, 2017 |
| Rush Yards | 156 | at Army | Sept. 30, 2017 |
| Rush Touchdowns | 1 | at Army | Sept. 30, 2017 |
| Long Rush | 29 | vs. NM State | Sept. 3, 2016 |
| Receptions | 1 | at Army | Sept. 30, 2017 |
| Receiving Yards | 15 | at Army | Sept. 30, 2017 |
| Long Reception | 15 | at Army | Sept. 30, 2017 |
| Total offense attempts | 28 | at Army | Sept. 30, 2017 |
| Total offense yards | 156 | at Army | Sept. 30, 2017 |
| All-purpose yards | 171 | at Army | Sept. 30, 2017 |

T MEET THE MINERS

QUADRAIZ WADLEY VS. NM STATE (2017)



#86 | JOSH WEEKS
TE | 6-3 | 250 | JR-1L
SHOW LOW, ARIZ.
(BYU)

2017 (SOPHOMORE): Played in seven games, making one start against Arizona ... missed most of season due to injury ... recorded six receptions for 68 yards (11.3 avg.) and a touchdown ... scored first collegiate touchdown and recorded season-highs in receptions (two), receiving yards (43) and long reception (41 yards) at UAB ... recorded 11-yard reception against Rice ... tallied six-yard catch at no. 7 Oklahoma.

PRIOR TO UTEP: Played in two contests at BYU in 2015, tallying three receptions for 23 yards against Wagner ... saw playing time against Fresno State ... played at Show Low High School in Show Low, Ariz. ... played multiple positions during senior campaign, rushing for 1,161 yards on 130 carries and 13 scores ... tallied 38 receptions for 540 yards and five touchdowns ... threw for 527 yards and eight scores ... as a junior, hauled in 73 passes for 1,561 yards and 20 touchdowns, while helping team win 2010 3A State Championship ... as a sophomore averaged 26.0 yards per reception (47 catches, 1,223 yards) and scored 15 touchdowns ... MaxPreps All-American (2009, 2010) ... 2011 AzFCA All-State ... AZ Republic All-Arizona (2009, 2010, 2011) ... set six 3A Arizona high school records in career and is Arizona's all-time leader in receptions (187), receiving yards (3,851) and receiving touchdowns (46) ... ran track and won the 2011 400-meter state title.

PERSONAL: Full name is Josh Weeks ... son of Joel and Diane Weeks ... has three brothers and two sisters ... uncle and grandfather both played football at BYU ... 2012 NFF National Scholar-Athlete of the Year ... born in Oklahoma City, Okla. ... multiple disciplinary studies major.

CAREER STATISTICS

| SEASON | GP-GS | REC | YDS | AVG. | TD | LONG | AVG/GM |
|---------------|------------|----------|-----------|-------------|----------|-----------|------------|
| 2017 | 7-1 | 6 | 68 | 11.3 | 1 | 41 | 9.7 |
| TOTALS | 7-1 | 6 | 68 | 11.3 | 1 | 41 | 9.7 |

CAREER HIGHS

| | NO. | OPPONENT | YEAR |
|-------------------|-----|-------------|---------------|
| Points Scored | 6 | at UAB | Nov. 25, 2017 |
| Touchdowns | 1 | at UAB | Nov. 25, 2017 |
| Receptions | 2 | at UAB | Nov. 25, 2017 |
| Receiving Yards | 43 | at UAB | Nov. 25, 2017 |
| Receiving TDs | 1 | at UAB | Nov. 25, 2017 |
| Long Reception | 41 | at UAB | Nov. 25, 2017 |
| All-Purpose Yards | 43 | at UAB | Nov. 25, 2017 |
| Kick Returns | 1 | vs. LA Tech | Nov. 18, 2017 |
| Kick Return Yards | 5 | vs. LA Tech | Nov. 18, 2017 |
| Long Kick Return | 5 | vs. LA Tech | Nov. 18, 2017 |

JOSH WEEKS VS. RICE (2017)



MEET THE MINERS



#83 | TRE'SHON WOLF
 WR | 6-0 | 165 | FR-RS
 VICTORIA, TEXAS
 (VICTORIA EAST)

2017: Redshirted.

PRIOR TO UTEP: Named to 2016 UIL District 27-5A All-District first team offense ... hauled in 55 passes for 1,374 yards (25.0 avg.) and 16 touch-down receptions during big senior campaign ... returned 17 kickoffs for 307 yards ... posted three interceptions on defense ... opened senior season with a 185-yard performance on four receptions and score versus Vela ... tallied a career-high 230 yards on seven catches and pulled in three touchdowns against Angleton ... recorded 143 yards on a trio of catches and found the end zone twice, while also picking off a pass during a win against Flour Bluff ... registered 134 yards on five receptions and two scores during a win against Calhoun ... completed season with a 116-yard outing on five catches.

PERSONAL: Full names is Tre'Shon D'Mor Wolf ... son of Trevor Wolf and Nicole Brown ... has two brothers and three sisters ... born in Killeen, Texas ... kinesiology major.



#57 | BARRON WORTHAM JR.
 LB | 5-11 | 220 | SO-OL
 ARLINGTON, TEXAS
 (THE OAKRIDGE SCHOOL)

2017 (RS FRESHMAN): Played in two games.

2016: Redshirted.

PRIOR TO UTEP: Played in 22 games during four-year career at Oakridge High School ... compiled 89 stops (45 solo, 44 assisted) including six tackles for loss ... hounded opposing offensive lines by racking up 3.5 sacks ... recorded an interception as a junior.

PERSONAL: Full name is Barron Michael Wortham Jr. ... son of Barron and Caledra Wortham ... has one brother and one sister ... father Barron played linebacker for UTEP (1990-93) and was chosen by the Houston Oilers in the 1994 NFL Draft ... father will be inducted into the UTEP Athletic Hall of Fame this fall ... born in Fort Worth, Texas ... graphic design major.



T NEWCOMERS



**#23 | PRAISE
AMAEWHULE**

DE | 6-3 | 225 | FR-HS
KATY, TEXAS
(KATY TAYLOR HS)

PRIOR TO UTEP: Played two seasons of varsity football for Katy Taylor ... as a senior, registered 70 solo tackles, 23 tackles for loss, four pass breakups and two forced fumbles ... was a team captain as a senior ... during junior campaign, saw action in nine games ... registered 14 tackles, five tackles for loss, two sacks, nine quarterback hurries, one fumble recovery and two forced fumbles ... recorded a career best of five tackles and added a sack in victory over Tompkins ... notched a career-high three quarterback hurries in win against Magnolia ... posted three solo stops, two tackles for loss and a fumble recovery versus Katy.

PERSONAL: Full name is Praise Chikemzi Amaewhule ... son of Vincent and Joy Amaewhule ... has one brother and one sister ... born in Port-Harcourt, Rivers State, Nigeria.



**#40 | GAVIN
BAECHLE**

K/P | 6-1 | 160 | FR-HS
MCKINNEY, TEXAS
(MCKINNEY HS)

PRIOR TO UTEP: Played on the varsity team for three seasons at McKinney High School ... played special teams during high school career at the kicker and punter positions ... overall in 31 career games, recorded 2,372 yards on 69 punts (34.4 avg.) with 11 inside the 20-yard line, while making 89-of-91 PATs and connecting on a perfect 12-for-12 field goal attempts for 125 career points ... tallied 1,131 yards on 31 punts (36.5 avg.) in 2017 with a long boot of 64 yards and nine inside the 20-yard line ... connected on 37-of-39 PATs and was a perfect 7-for-7 on field goal attempts during senior campaign ... averaged 48.0 yards on three punts against Wylie ... in 2016, averaged 32.6 yards on 34 punts (1,110 yards) with a long of 64 yards ... was perfect on PATs (32-32) and field goals (4-4) during junior campaign, including a career-long 42-yard made field goal attempt ... made 20-of-20 PATs and connected on only field goal attempt in 2015.

PERSONAL: Full name is Gavin Paul Baechle ... son of Steven and Peggy Baechle ... has two brothers ... born in Scottsdale, Ariz. ... computer science major.



**#84 | RICKY
BAKER**

WR | 6-0 | 175 | FR-HS
PLANO, TEXAS
(PRESTONWOOD CHRISTIAN ACADEMY)

PRIOR TO UTEP: Racked up big numbers during senior campaign at Prestonwood Christian Academy ... recorded 1,088 yards on 74 receptions (14.7 avg.) with 12 receiving scores in 14 games played during senior campaign ... efforts surged Prestonwood Christian (12-2, 6-1 district) to a TAPPS Division I state championship ... registered season highs in receptions (14) and yards (212) with a pair of touchdowns against All Saints ... hauled in a season-most three receiving touchdowns, while adding 154 yards on four catches (38.5 avg.), including a season-long 79-yard reception during a win against John Paul II ... tallied 139 yards on nine receptions with a long catch of 75 yards against All Saints ... posted 104 yards on nine receptions with a score in a victory against Lake Dallas ... notched 116 yards on eight receptions with a touchdown in a triumph versus Liberty Christian ... registered six catches for 56 yards and a touchdown in the state title game versus St. Pius X ... played first three years of high school football at Guyer High School (Denton, Texas).



**#55 | GAMALIEL
BARBOZA**

OL | 6-4 | 295 | SO-TR
CASTROVILLE, TEXAS
(TYLER JUNIOR COLLEGE)

PRIOR TO UTEP: Played in eight contests at Tyler Junior College in 2017 ... Tyler averaged 30.3 points per game and 375.4 yards of total offense per game, including 183.1 rushing yards per game with 17 rushing scores ... played two seasons on the varsity squad at Medina Valley High School (Castroville, Texas) ... played offense and defense while in high school, tallying 32 tackles ... in 2015, MVHS averaged 139.5 rushing yards per game and scored 17 rushing touchdowns, while the Panthers' quarterbacks threw for 2,376 yards and 22 scores.

PERSONAL: Gamaliel Barboza is the son of Gamaliel Barboza and Claudia Cardenas ... has two brothers and four sisters ... born in San Antonio, Texas ... criminal justice major.

T NEWCOMERS



**#70 | SHELDON
BENSON**
OL | 6-2 | 305 | FR-HS
SCHERTZ, TEXAS
(SCHERTZ CLEMENS HS)

PRIOR TO UTEP: Played two seasons on the varsity squad at Schertz Clemens High School ... named to 2017 Football District 27-6A second team offense ... efforts on the offensive line surged Buffaloes to an 8-3 overall mark and 5-2 district record with a trip to the UIL Football State Championships ... Clemens rushed for 2,046 yards and 22 touchdowns on 364 attempts (5.6 avg.) ... the Buffaloes' rushing attack went over 200 yards in five contests, including a season-high 273 yards on 31 carries (8.8 avg.) during a victory against Canyon ... the Buffaloes scored five rushing touchdowns in a win versus Alexander ... during the 2016 season, Clemens rushed for 2,539 yards and 30 scores.

PERSONAL: Full name is Sheldon Thomas Benson ... son of Tracey and Reginald Benson ... has one brother and one sister ... born in Oklahoma City, Okla.



**#15 | CALVIN
BROWNHOLTZ**
QB | 6-1 | 200 | FR-HS
CARMICHAEL, CALIF.
(JESUIT HS)

PRIOR TO UTEP: Played final two seasons on the varsity squad at Jesuit High School ... in 2016, threw for 2,333 yards on 134-of-257 passing ... connected for 26 touchdown passes with 10 interceptions ... averaged 17.4 yards per pass ... finished with a quarterback rating of 100.9 ... rushed for 190 yards on 57 carries and a score ... named MaxPreps 2016 All-NorCal second team (athlete position) ... threw a season-high four touchdown passes during a win against Franklin ... tallied a season-best 289 yards on 14-of-21 passing and tossed three scores in a victory against Grant ... followed the next week with three more scoring passes and 244 yards (8-for-13 passing) ... threw at least four touchdowns in eight of 13 contests played.

PERSONAL: Full name is Calvin Scott Brownholtz ... son of Scott and Heather Brownholtz ... has two brothers ... father, Scott, was a two-year letterwinner at the University of Georgia at the center position ... uncle, Billy Volek, played in the NFL for nine seasons (five with the San Diego Chargers and four with the Tennessee Titans) ... trained with former UTEP quarterback Jordan Palmer ... born in Sacramento, Calif. ... business major.



**#22 | JOSH
CALDWELL**
DB | 6-0 | 170 | SO-TR
LONG BEACH, CALIF.
(CERRITOS COLLEGE)

PRIOR TO UTEP: Played the 2017 season at Cerritos College ... posted 40 tackles (21 solo) with 4.5 tackles for loss (15 yards) and an interception in all 10 games played ... posted six tackles with a tackle for loss and an interception at Fullerton ... tallied six tackles with a tackle for loss at Ventura ... registered five tackles in back-to-back games (at Palomar, vs. Golden West) ... redshirted at Cerritos College in 2016 ... member of a CIF Championship and State Championship team as a senior at La Mirada High School (Norwalk, Calif.) ... recorded 46 tackles with three forced fumbles and one interception, helping the Matadores finish 13-3 and 6-0 in league play in 2015 ... earned second team All-League honors as a junior, tallying 25 tackles and an interception.

PERSONAL: Josh Caldwell is the son of Wendell and Michelle Crawford ... has four brothers and three sisters ... born in Long Beach, Calif. ... multi-disciplinary studies.

T NEWCOMERS



#46 | MITCHELL
CRAWFORD

K | 6-2 | 305 | FR-HS
TOWNSVILLE, QUEENSLAND, AUS.
(LAMBTON HS)

PRIOR TO UTEP: Ranked as the no. 7 punter by ProKicker.com ... leading goal kicker in the Black Diamond AFL (Australian Football League) while a member of the Newcastle City Blues in 2016.

PERSONAL: Full name is Mitchell Kevin Crawford ... son of Les and Bronwyn Crawford ... has one brother ... born in Townsville, Queensland, Australia ... communication studies major.




#27 | KRISTON
DAVIS

RB | 5-9 | 180 | FR-HS
ST. LOUIS, MO.
(BELLVILLE WEST HS)

PRIOR TO UTEP: Played all four years on the varsity squad at Bellville West High School ... school's all-time leading rusher and scorer after gaining 2,946 yards on 497 carries (5.9 avg.) and 32 rushing scores in 28 varsity contests played ... averaged 105.2 yards per game during career ... added nine catches for 140 yards (15.6 avg.) and a touchdown ... played defensive back for three seasons, tallying 74 tackles (37 solo) and an interception and fumble recovery ... named to Class 7A All-State team and named as a Special Mention on the 82nd News-Gazette All-State football team after rushing for 1,311 yards on 228 attempts (5.8 avg.) and 19 touchdowns in 10 games during senior season (2017) ... rushed for a season-high 238 yards on 35 carries (6.8 avg.) and three scores against Timber Creek Regional ... gained 222 yards on 36 carries (6.2 avg.) and three touchdowns during a season-opening win against Quincy ... rushed for 1,135 yards on 191 carries (5.9 avg.) and 10 touchdowns during junior campaign (2016) ... rushed for a career-high 277 yards on 36 carries (7.7 avg.) and two touchdowns versus Normal Community during sophomore season (2015).

PERSONAL: Kriston Davis is the son of Tremont Davis and Lashawndra Johnson ... has two brothers and two sisters ... brother, Tremont played football at McKendree University ... born in St. Louis, Mo. ... education/history major.



#38 | WINSTON
DIMEL

FB | 6-1 | 242 | GS-TR
MANHATTAN, KAN.
(KANSAS STATE)

PRIOR TO UTEP: Played previous three seasons at Kansas State, starting all 39 games at the fullback position ... named 2017 All-Big 12 second team, and 2016 & 2015 All-Big 12 first team ... totaled 22 career rushing touchdowns, one of just 15 players from Kansas State ever with 20 in a career ... recorded 418 career receiving yards, ranking 10th in Kansas State program history among running backs or fullbacks ... rushed for a career-best 12 scores during sophomore campaign (2016) ... rushed for 63 yards and four touchdowns, while hauling in eight passes for 91 yards and another score in 2017 ... during freshman season, rushed for six touchdowns and tallied 261 yards on only eight receptions (32.6 avg.) – six of those catches went for 27 or more yards ... three-year letterwinner at Manhattan High School and rated 14th-best fullback nationally by Scout.com, 22nd-best tight end/H-back by ESPN and 10th-best player in the state by Rivals.com.

PERSONAL: Winston M. Dimel was born in Manhattan, Kansas ... son of Kim Iversen and current UTEP football head coach Dana Dimel ... has three siblings, Josey Thompson, Lee Iversen and Cal Iversen.



#80 | CAMRYN
CURTIS DOZIER

WR | 6-1 | 175 | JR-TR
HOUSTON, TEXAS
(BENEDICTINE COLLEGE)

PRIOR TO UTEP: Played previous two seasons at Benedictine JC ... played in eight games during season (2014) at Northland Christian High School ... hauled in a 12-yard touchdown pass during a win against Westbury Christian.

PERSONAL: Full name is Camryn Lewis Curtis Dozier ... son of George Dozier and Verta Sadler ... has one brother ... father played safety at Wyoming (1988-89) ... born in Bakersfield, Calif. ... mechanical engineering major.



#17 | JUSTIN
GARRETT

WR | 5-11 | 185 | JR-TR
COMPTON, CALIF.
(CERRITOS COLLEGE)

PRIOR TO UTEP: Played in 10 games at Cerritos College in 2017 ... led the Falcons in receptions (38), receiving yards (592) and receiving touchdowns (five) ... capped year with a season-high 153 yards on six receptions (25.5 avg.) with a campaign-best three receiving scores and a season-long 80-yard touchdown reception at Ventura ... tallied season-high eight receptions for 134 yards with a 75-yard scoring catch at College of the Can-

T NEWCOMERS

yons ... recorded seven receptions for 65 yards and a 37-yard touchdown at Palomar ... averaged 27.5 yards on a pair of receptions against Golden West ... recorded 14 receptions for 168 yards and a pair of scores at West Los Angeles College in 2016 ... caught a season-high five passes for 74 yards and a score at Santa Barbara ... played three years of varsity football at Gahr High School (Cerritos, Calif.) ... during three-year career (2013-15), rushed for 473 yards (6.7 avg.) and three touchdowns, added 43 receptions for 495 yards and seven scores, and threw a pair of touchdowns during senior year ... defensively, recorded 31 tackles, an interception and three passes defended ... during senior campaign rushed for 413 yards on 54 attempts and three scores ... registered two showings of 100-plus rushing yards, including a career best of 191 yards versus Artesia.

PERSONAL: Full name is Justin Malik Garrett ... son of Patty Dawson ... has 11 brothers and two sisters ... born in Compton, Calif. ... kinesiology major.



#68 | ZURI HENRY
OL | 6-5 | 280 | FR-HS
WYLIE, TEXAS
(WYLIE HS)

PRIOR TO UTEP: Played three seasons (2015-17) on the varsity squad at Wylie High School ... played offensive tackle and defensive end in high school ... named to 2017 6-6A All-District first team offense ... the Pirates passed for 2,107 yards with 26 touchdowns and eight interceptions, while rushing for 1,985 yards and 15 scores in 2017 ... registered a tackle in 2016 ... Wylie threw for 2,328 yards with 24 touchdowns, while rushing for 1,501 yards and 16 scores to advance to the state playoffs in 2016 ... in 2015, the Pirates posted an overall record of 9-5 while winning a pair of contests in the state playoffs ... Wylie threw for 2,983 yards and 23 scores and rushed for 2,092 yards and 26 touchdowns.

PERSONAL: Full name is Zuri Gynovel Henry ... son of Gynovel Henry and Camille Hampton ... has one brother ... born in Denver, Colo. ... pharmacy major.



#45 | A.J. HOTCHKINS
LB | 6-1 | 230 | GR-TR
PORTLAND, ORE.
(OREGON)

PRIOR TO UTEP: Joins the Miners from Oregon where he amassed 42 tackles during his career, which included six starts ... was a member of the Ducks' 2016 recruiting class after spending two seasons with Riverside City College (Calif.) ... appeared in 10 contests, including four starts, in 2016 while compiling 34 (19-15) tackles and 2.5 tackles for loss for seven yards ... played in three contests in 2017, including posting his first career interception at Wyoming, before missing the remainder of the year with an injury ... was recognized as The PrepStar JC All-American and the top-ranked junior college inside linebacker in the nation (247 sports) after tallying 99 tackles as a sophomore with Riverside City College in 2015 ... he added 5.5 tackles for loss while recovering a fumble to help the squad finish with an 8-3 record ... paced the team in tackles in eight of 11 games ... also named to the Southern California Football Association's first team ... was the lone unanimous all-league choice on defense ... voted as the SCFA's Defensive Player of the Year after notching 101 tackles as a freshman ... garnered first-team all-state accolades as a senior with Tigard High School in 2013, aiding the squad to advance to the 2013 state 6A semifinals ... was tabbed second-team all-state as both a fullback and defensive lineman as a junior ... secured first-team all-league recognition on both sides of the football in 2012, his initial year of playing the sport.



#35 | SAVIEN JENKINS
DL | 6-01 | 275 | FR-HS
SCHERTZ, TEXAS
(SCHERTZ CLEMENS HS)

PRIOR TO UTEP: Played four seasons of varsity football for the Buffaloes ... during senior campaign, notched 45 tackles (35 solo), two sacks (10 yards), one quarterback hurry, one forced fumble and one fumble recovery ... recorded seven stops and two sacks in victory over New Braunfels ... tallied six tackles in each of the first four games during the 2017 season ... registered five stops, a forced fumble and recovery versus Judson ... as a junior posted 32 tackles (26 solo), a sack and two quarterback hurries ... notched a career-best eight stops (seven solo) against Smithson Valley ... recorded six solo tackles and a quarterback hurry in win over Canyon ... as a sophomore helped Clemens finish 11-3 and advance to the quarterfinals in the UIL State Football Playoffs ... earned 27-6A All-District first team honors as a senior ... participated in Nike Football The Opening Regional in Houston.

PERSONAL: Savien Jenkins is the son of Kyle and Megan Jenkins ... has one brother ... born in Baltimore, Md. ... computer science major.

T NEWCOMERS



#8 | BRANDON
JONES

QB | 6-2 | 205 | JR-TR
BAKERSFIELD, CALIF.
(BAKERSFIELD COLLEGE)

PRIOR TO UTEP: Played previous two seasons at Bakersfield College ... led the Renegades (7-4 overall record) in passing in 2017, throwing for 1,248 yards on 116-of-185 passing (62.7 percent) with 11 passing scores and only three interceptions ... added 213 yards rushing and a pair of touchdowns ... threw for a season-high two touchdowns twice, the first in a win at LA Harbor, while adding 121 yards on 13-of-17 passing (76.5 percent), and the second time at Canyons (170 yards, 10-18 passing) ... produced big numbers during junior season (2013) at Bakersfield Christian, throwing 54 touchdowns and rushing for eight scores ... threw for 4,365 yards on 252-of-429 passing and only 10 picks ... added 389 yards on the ground ... threw nine TD passes on 16 completions and 406 yards during an 83-0 win against Kennedy ... threw 36 touchdowns and 3,565 yards on 229-of-351 passing, while rushing for 652 yards and nine more scores during senior season.


PERSONAL: Full name is Kristian Brandon Jones ... son of Chris Jones and Irma Lacava ... has two sisters ... born in Bakersfield, Calif. ... multidisciplinary studies major.



#79 | ELIJAH
KLEIN

OL | 6-4 | 300 | FR-HS
MT. BALDY, CALIF.
(UPLAND HS)

PRIOR TO UTEP: Played on the varsity squad at Upland High School during the 2016 and 2017 seasons ... named to 2017 All-Baseline League first team offense ... the Highlanders averaged 49.8 points per game and posted a 12-1 overall mark with a 5-0 league record, while advancing to the Division 2 semifinals ... the Upland rushing attack gained 3,269 yards on 395 carries (8.3 avg.) and amassed 50 rushing scores ... the passing game combined for 2,658 yards on 155 completions, 33 passing scores and only eight interceptions on 244 attempts ... the Highlanders went over 400 yards of total offense in 11 games and over 500 yards of total offense in three of those contests ... Upland rushed for a season-high 380 yards during a win against Great Oak ... the Highlanders rushed for seven scores twice during the season – the first came during a 77-21 win versus Etiwanda and the second was a 59-20 victory over Cathedral (Calif.) ... Upland passed for 276 yards and six scores during a 62-3 triumph against Claremont ... in 2016, the Highlanders advanced to the state playoffs ... Upland combined for over 2,300 rushing yards and averaged 30.5 points per game.



#34 | THOMAS
LASH

LB | 6-3 | 230 | JR-TR
SANTA BARBARA, CALIF.
(SANTA BARBARA CC)

PRIOR TO UTEP: Played last two seasons at SBCC ... produced 67 tackles with two interceptions, a quarterback sack, forced fumble and fumble recovery in 10 games played in 2016 ... opened season with five tackles, forced fumble and recovery in a win at Ventura ... tallied a sack in a victory against West LA ... registered season-high 11 stops (nine solo) and 3.0 tackles for loss (eight yards) in a triumph at LA Pierce ... recorded 10 tackles in a win against Citrus ... intercepted passes at EC-Compton Center (6.0 tackles) and versus LA Valley (6.0 tackles) ... played at Utah during the 2014 season ... first team All-Tri Valley and All-City at Bishop Diego (Calif.) in 2013 ... recorded 63 tackles, two sacks and 6.0 tackles for loss as a senior.

PERSONAL: Full name is Thomas James Lash ... son of Alan and Michelle Lash ... has one brother and one sister ... brother Caleb Richey plays basketball at Cal Lutheran ... born in Santa Barbara, Calif. ... multidisciplinary studies.



#1 | KAI
LOCKSLEY

QB | 6-4 | 200 | JR-TR
FORT WASHINGTON, MD.
(IOWA WESTERN CC)

PRIOR TO UTEP: Named the 2017 Spalding® NJCAA Offensive Player of the Year and earned first-team All-America honors following a stellar sophomore season ... guided the Reivers to an 11-1 overall record and a victory in The Graphic Edge Bowl ... accounted for 40 total touchdowns in 2017 ... threw for 2,238 yards on 176-of-265 passing (66.4 percent) with 20 passing scores and only six interceptions ... rushed for 705 yards on 112 attempts (6.3 avg.) and a team-best 20 rushing scores ... threw for a season-high 274 yards on a season-best 31 completions with four passing scores, while adding a rushing TD in Iowa Western's bowl victory over Northwest Mississippi Community College ... tossed four touchdowns on eight completions and rushed for another score against Highland Community College (Kan.) ... hit 100-plus rushing yards in three different contests ... rushed for a season-high 128 yards and three scores at Coffeyville Community College ... rambled for 115 yards on 10 carries and three touchdowns against Dodge City Community College ... put up big numbers at College of DuPage, finding the end zone six times and rushing for 118 yards ... redshirted at Texas in 2015 while being switched from quarterback to wide receiver prior to the 2016 season ... played at Gilman High School (Baltimore, Md.) and was a two-time All-State and a two-time All-Metro second-team selection ... during senior season (2014), rushed for 1,050 yards and 17 scores and passed for 915 yards and five touchdowns as Gilman shared the Maryland Interscholastic Athletic Association A Conference title ... selected to participate in the 2015 Under Armour All-America Game ... rushed for

T NEWCOMERS

795 yards and 14 TDs and threw for 875 yards and five TDs as a junior ... helped Gilman to a 7-3 record, including a 5-1 conference mark, in 2013 ... played wide receiver as a sophomore.

PERSONAL: Born in Westport, N.Y. ... parents are Kia and Mike Locksley ... has three siblings - brothers Mike Jr. and Meiko, and a sister, Kori ... father played football at Towson University, earning team defensive MVP honors as a senior in 1991 ... a longtime college football coach, his father is currently the offensive coordinator at Alabama.



**# 33 | NATHAN
LOGOLEO**
DB | 6-0 | 235 | FR-HS
GARDEN GROVE, CALIF.
(MATER DEI)

PRIOR TO UTEP: Played three seasons of varsity football at Mater Dei ... registered a total of 135 tackles (91 solo), 21.5 sacks, 19 quarterback hurries, four pass breakups, one interception and two forced fumbles ... during senior campaign, notched 65 tackles (50 solo), 17 sacks, two fumble recoveries, two forced fumbles, three pass breakups and a safety ... recorded eight tackles (five solo), 4.5 tackles for loss and 1.5 sacks in victory over St. John Bosco ... set a career best of 3.5 sacks (22 yards) and added six stops, a forced fumble and a pass breakup in win over St. Mary's ... posted seven stops (five solo) and a sack in victory over De La Salle ... as a junior helped the Monarchs finish 15-0 overall and 5-0 in league play ... registered 61 tackles (33 solo), three sacks, one interception and three quarterback hurries ... posted two showings with 10 stops against St. John Bosco ... in last game of the season registered an interception for 10 yards ... notched two sacks for nine yards, one quarterback hurry, one pass breakup, five tackles and three tackles for loss in win over Edison ... played in three games as a sophomore ... tallied nine tackles, 1.5 sacks (10 yards) and two quarterback hurries ... notched four solo stops versus Centennial.




**# 44 | JENSON
MISAALEFUA**
DT | 6-2 | 335 | FR-HS
CARSON, CALIF.
(CARSON HS)

PRIOR TO UTEP: Played two seasons on the varsity team at Carson High School ... efforts on offensive line propelled Colts to an 8-4 overall mark and 4-1 league record with a trip to the 2017 CIFLACS Football Playoffs ... Carson's rushing attack hit 2,241 yards on 307 carries (7.3 avg.) and 29 scores ... the Colts averaged 27.0 points per game ... Carson rushed for a season-high 473 yards (7.3 avg.) and seven touchdowns in a victory against West ... the Colts hit the end zone with seven rushing scores again, this time during a triumph versus George Washington Prep ... Carson tallied 392 yards on 25 attempts to average a season-high 15.7 yards per rush in a win against Banning ... named to 2016 All-Marine League first team offense ... played multiple positions, including fullback and on the defensive line in 2016 ... rushed for 28 yards and two touchdowns on offense and registered 37 tackles and a quarterback hurry on defense ... named offensive player of the game on Oct. 21, 2016 after rushing for a pair of touch-

downs and tallied two pancake blocks during a victory against Gardena ... earned another player of the game honor, this time on defense, tallying nine tackles, 2.0 tackles for loss and a fumble recovery ... the Colts finished with a winning record and an appearance in the CIFLACS Playoffs.

PERSONAL: Full name is Jenson Alafale Misaalefua ... son of Jesse and Johanna Misaalefua ... has one brother and two sisters ... born in Carson, Calif.



**# 75 | ANDREW
MEYER**
OL | 6-4 | 302 | FR-HS
SAN MARCOS, CALIF.
(SAN MARCOS HS)

PRIOR TO UTEP: Three-year letterwinner for San Marcos High School ... played exclusively on the offensive line as a sophomore in 2015 while was listed as both an offensive and defensive lineman his final two campaigns ... aided the Knights to forge a combined mark of 24-11 during his career, including a record of 9-3 as a senior in 2017 ... in 2017 was part of an offensive line that accounted for 354.8 yards per game (3133 receiving yards, 1125 rushing yards) ... the squad checked in at 16.1 yards per catch and 4.4 yards per carry ... helped San Marcos HS produce 300.9 yards of total offense per game (2538 receiving yards, 1073 rushing yards) in 2016 ... as a sophomore the team posted 398.4 yards of total offense per game (324.8 passing yards, 1135 rushing yards).



**# 13 | ANDREW
NWACHUKWU**
WR | 6-3 | 205 | FR-HS
WYLIE, TEXAS
(WYLIE HS)

PRIOR TO UTEP: Played three seasons on the varsity team at Wylie High School ... named to 2017 District 6-6A first team offense ... led the Pirates in receiving yards (785), receiving scores (eight), receiving yards per game (78.5) and yards per reception (26.2) on 30 receptions in all 10 games played in 2017 ... opened senior campaign with 163 yards on four receptions (40.8 avg.) and a season-high three scoring receptions, including touchdowns of 72 and 69 yards, against McKinney North ... tallied 167 yards on a season-high seven receptions and a pair of touchdowns, that included a career-long 93-yard score, against Hebron ... hauled in a pair of touchdowns on six receptions for a career-high 168 yards against McKinney ... recorded 137 yards on five receptions, with a long catch of 75 yards, and a touchdown during a win against Plano ... registered 48 receptions for 650 yards and seven scores during junior season (2016) ... named to 2016 District 6-6A second team offense ... posted career-high eight receptions for 111 yards and a touchdown against McKinney ... posted first career 100-yard game against Hebron on six catches ... recorded two receptions for 44 yards (41.0) during sophomore season (2015).

PERSONAL: Full name is Andrew Chukweumeka Nwachukwu ... his mom's name is Isabella Nwachukwu ... has one brother and three sisters ... from Wylie, Texas.

T NEWCOMERS



**#64 | NATHAN
O'QUIN**
OL | 6-4 | 280 | FR-HS
CLAYTON, N.Y.
(ANDRESS HS)

PRIOR TO UTEP: Played on the offensive line at Andress High School ... the Eagles went 9-3 overall and 7-0 to place first in District 5A ... during 2017 season the Eagles passed for over 1,900 yards and 21 touchdowns with only six interceptions ... AHS rushed for 2,292 yards on 301 carries (7.6 avg.) and 34 scores ... Eagles advanced to state playoffs, while winning a first-round contest 37-34 against Bel Air High School ... in 2016, AHS finished 8-3 overall and 6-1 in district ... Eagles threw for 1,896 yards and 20 touchdowns, while rushing for 1,836 yards and 26 scores.

PERSONAL: Full name is Nathan James O'Quin ... son of James and Virginia O'Quin ... father, James, played high school football at Andress High School ... has one sister ... born in Clayton, N.Y. ... communication studies major.



**#28 | JONATHAN
PATRICK**
WR | 6-0 | 170 | FR-HS
HOUSTON, TEXAS
(CYPRESS FALLS HS)

PRIOR TO UTEP: Played three years on the varsity team at Cypress Falls High School ... named to 2017 All-District 17-6A second team offense ... posted 98 yards on a trio of receptions (32.7 avg.) with a touchdown and a season-long catch of 80 yards against Cypress Ranch ... returned three kickoffs for 63 yards (21.0 avg.) with a long return of 36 yards ... added seven tackles during senior season.



**#67 | SOLOMON
POLK**
OL | 6-7 | 290 | FR-HS
EL PASO, TEXAS
(ANDRESS HS)

PRIOR TO UTEP: Played offensive tackle on the varsity squad for three seasons at Andress High School ... earned 2017 5-A All-District Honorable Mention as efforts on offensive line surged Eagles to a 9-3 overall record and 7-0 district mark and a trip to the UIL State Playoffs ... Andress rushed for 2,292 yards with 34 rushing scores and threw for 1,981 yards with 21 touchdowns ... earned 2016 All-District 1-5A Honorable Mention during junior season as Andress finished 8-3 overall (6-1 in district) with a trip to

the UIL Football State Playoffs ... the Eagles rushed for 1,836 yards and 26 touchdowns while passing for 1,896 yards and 20 scores in 2016.

PERSONAL: Full name is Solomon E. Polk ... son of Dewayne Stewart and Mildred Polk ... is an only child ... born in Wichita Falls, Texas ... digital media production major.



**#21 | JUSTIN
PRINCE**
DB | 5-9 | 195 | SO-TR
INGLEWOOD, CALIF.
(LONG BEACH CITY COLLEGE)

PRIOR TO UTEP: Played in all 11 contests at Long Beach City College in 2017 ... led team with 66 tackles (22 solo) as a freshman ... added 2.5 tackles for loss, one fumble recovery, one interception and two pass breakups ... picked off a pass in victory over Golden West and returned it 60 yards for a touchdown ... registered four tackles and returned a fumble for a touchdown at Canyons ... posted a career-high nine stops in win versus Mt. San Antonio ... recorded eight tackles in close victory over El Camino to clinch National Central Conference Championship ... named to Southern California Football Association National Division All-Central first team and earned two Defensive Player of the Week honors ... helped lead the Vikings to a Patriotic Bowl victory to finish the season 8-3 overall ... played three season at Narbonne HS and notched a total of 217 tackles (152 solo), 10 tackles for loss, six interceptions, 35 pass breakups, three sacks, two quarterback hurries and one fumble recovery ... during senior season led the team to a 14-1 overall record ... tallied 79 tackles (58 solo), 15 pass breakups, four interceptions, one fumble recovery and a sack ... in 2015 the Gauchos went 14-2 and won the Division I-A Championship ... as a junior, registered 86 tackles (57 solo), 13 pass breakups, two interceptions, one sack and one quarterback hurry ... during sophomore season registered a career-best 12 tackles versus Serra ... received three Defensive Narbonne Football Player of the Game honors.

PERSONAL: Full name is Justin Onyo Prince ... son of Onyo and Vada Prince ... has one brother and one sister ... born in Inglewood, Calif. ... kinesiology major.



**#94 | CJ
REESE**
DE | 6-2 | 270 | GR-TR
SAN ANTONIO, TEXAS
(KANSAS STATE)

PRIOR TO UTEP: Played three years at Kansas State (2015-17) under current UTEP head coach Dana Dimel ... appeared in one game (vs. Charlotte), recording a tackle in 2017 ... in 2016, saw action in seven contests, posting his first career tackle against Florida Atlantic ... did not see any game action in 2015 and redshirted in 2014 ... three-year letterwinner at James Madison High School (San Antonio, Texas) under head coach Jim Streety ... helped Mavericks to a combined 31-13 record over three-year prep career with state semifinal appearances during sophomore and senior campaigns ... earned second team All-District 26-5A honors as both a junior and senior ... rated the nation's 44th-best defensive tackle by Scout.com ... selected to play in the San Antonio Sports All-Star Football Game held at the Alamodome.



T NEWCOMERS

PERSONAL: Full name is Curtis Anthony Reese ... son of Charlotte Ramos ... has one brother ... born in Bethesda, Md. ... lived in El Paso prior to high school ... received degree in criminology at Kansas State in 2017 ... earning a Master's in leadership studies.



**#36 | JUSTIN
RONE**
DB | 5-8 | 180 | FR-HS
EL PASO, TEXAS
(FRANKLIN HS)

PRIOR TO UTEP: Played in one varsity game during the 2016 season at Franklin High School (missed remainder of season due to injury) ... caught a 10-yard pass against Copperas Cove in the season opener ... played at Harker Heights High School (Harker Heights, Texas) during freshman (2013) and sophomore (2014) seasons.

PERSONAL: Full name is Justin Lamar Rone ... son of Monte and Michelle Rone ... has one sister ... born in Fayetteville, N.C. ... kinesiology major.



**#48 | BLAKE
THOMPSON**
DL | 6-1 | 240 | SO-HS
HOUSTON, TEXAS
(CYPRESS FALLS HS)

PRIOR TO UTEP: Gathered 75 tackles (53 solo), 11.0 tackles for loss, 2.5 sacks, two interceptions (87 yards) and three passes defended during senior season (2016) ... efforts in 2015 helped Cypress Falls to a 10-3 overall mark and a playoff berth.

PERSONAL: Full name is Blake Chandler Thompson ... son of Roy and Charlotte Thompson ... has three brothers, including teammate Trent, and one sister ... born in Houston, Texas ... aunt-in-law, Carmelita Thompson and uncle, Steve Thompson are both UTEP graduates ... Steve played linebacker at UTEP from 1990-93 and Carmelita played volleyball at UTEP from 1991-95 ... dad, Roy, played football at Rice from 1985-87 ... cousin, Taylor Thompson, played football at Houston Baptist (2013-16) ... business administration major.



**#42 | TRENT
THOMPSON**
TE | 6-2 | 270 | FR-HS
HOUSTON, TEXAS
(CYPRESS FALLS)

PRIOR TO UTEP: During senior campaign, played in six contests for the Eagles ... tallied 33 tackles (25 solo), 10.5 tackles for loss, four quarterback hurries, three sacks (15 yards), two fumble recoveries, a safety and a forced fumble ... posted seven stops (five solo), a fumble recovery and two hurries

versus Jersey Village ... notched two sacks for eight yards in victory over Cypress Lakes ... recorded five showings with five or more tackles.

PERSONAL: Full name is Trent Nathaniel Thompson ... son of Roy and Charlotte Thompson ... has three brothers, including teammate Blake, and one sister ... born in Houston, Texas ... aunt-in-law, Carmelita Thompson and uncle, Steve Thompson are both UTEP graduates ... Steve played linebacker at UTEP from 1990-93 and Carmelita played volleyball at UTEP 1991-95 ... dad, Roy, played football at Rice from 1985-87 ... cousin, Taylor Thompson, played football at Houston Baptist (2013-16) ... business in accounting major.



**#76 | TRISTIN
TUIALUULUU**
OL | 6-3 | 300 | FR-HS
EL PASO, TEXAS
(DEL VALLE HS)

PRIOR TO UTEP: Started in 35 straight varsity games and was a three-time All-District performer on the offensive line at Del Valle High School (2015-17) ... registered 86 pancake blocks during career, including 48 in 2017 ... named 2-5A Offensive Lineman of the Year as efforts at the left tackle position propelled the Conquistadores to a 10-2 overall record with an 8-0 mark in league play and a trip to the state playoffs ... Del Valle rushed for 2,331 yards and 27 touchdowns, while DV quarterbacks combined for 3,113 yards passing (229-336 – 68 percent) with 28 touchdowns and only five interceptions ... named 2016 All-District 2-5A first team as Del Valle posted a 7-4 overall record (7-1 district) in 2016 with an appearance in the state playoffs after rushing for 2,354 yards and 37 scores ... named All-District 2-5A first team offense as the Conquistadores went 9-3 overall in 2015 and rushed for 2,616 yards with 34 rushing scores.

PERSONAL: Full name is Tristin Anthony Tuialuuluu ... son of Anthony Gabriel Tuialuuluu and Erica Tuialuuluu ... is an only child ... born in El Paso, Texas.



**#31 | JAMES
TUPOU**
LB | 5-10 | 230 | FR-HS
ALLEN, TEXAS
(ALLEN HS)

PRIOR TO UTEP: Played two seasons on the varsity squad at Allen High School ... named All-District 6-6A first team defense ... named Texas APSE Class 6A All-State football honorable mention following senior campaign ... earned 2016 Texas Associated Press Sports Editors Class 6A All-State honorable mention defense ... efforts helped Allen High School to a 14-1 overall mark and a trip to the state playoffs ... the Eagles compiled a 28-2 record the last two seasons (2015, 2016) ... brother Sione plays linebacker for UTEP.

PERSONAL: Full name is James O. Tupou ... son of Taufa and Maxine Tupou ... has three brothers and one sister ... older brother Sione plays football at UTEP ... born in Sacramento, Calif. ... kinesiology major.

T NEWCOMERS



#51 | CAL
WALLERSTEDT
 LB | 6-0 | 225 | FR-HS
 HARRISBURG, N.C.
 (HICKORY RIDGE HS)

PRIOR TO UTEP: Played three seasons of varsity football for the Ragin' Bulls ... helped the squad go 11-3 overall and 5-2 in league play in 2017 ... recorded a total of 362 tackles, 7.5 sacks, five forced fumbles, four quarterback hurries, six pass breakups, four fumble recoveries, one safety, one blocked field goal and two interceptions ... during senior campaign, tallied 181 tackles (108 solo), 3.5 sacks, one interception, four pass breakups, two fumble recoveries and three forced fumbles ... registered a career-best 21 stops (16 solo) and a forced fumble in victory over David W. Butler ... posted 11 showings with 10 or more tackles ... opened season by posting 18 tackles, three tackles for loss and two sacks (11 yards) in win over Concord ... led team to a 28-6 victory over Rocky River with 18 stops, one pass breakup and one blocked field goal ... posted an interception for 25 yards in 45-0 victory over Garinger ... as a junior posted 167 stops, four sacks, two forced fumbles, four quarterback hurries, two pass breakups and one interception ... notched 11 showings with 10 or more tackles ... helped the Ragin' Bulls finish 12-3 overall and 7-2 in league play ... recorded a season best of 16 stops versus Northwest Cabarrus and West Rowan ... tallied two sacks for 14 yards in 49-7 win over Asheville ... posted three showings with 14 tackles against Central Cabarrus, South Rowan and Weddington ... as a sophomore saw action in four games and registered 44 total tackles ... was named Defensive Player of the Game three times in 2017.

PERSONAL: Full name is Cal Robert Wallerstedt ... son of Matt and Josie Wallerstedt ... father, Matt, currently serves as defense quality control with UTEP football (was at Charlotte the previous three years [2015-17]) ... uncle, Brett Wallerstedt, played linebacker at Arizona State (1989-1992) ... is an only child ... born in Laramie, Wyo. ... biology major.



#20 | RAY
WALTERS
 DB | 6-0 | 170 | FR-HS
 LOS ANGELES, CALIF.
 (LOCKE HS)

PRIOR TO UTEP: Played wide receiver and strong safety on the varsity squad in 2017 at Locke High School ... after a two-win season in 2016, Locke HS went 10-3, including a 4-0 league mark, with a trip to the CIFLACS Football Playoffs – Division III ... registered 44 yards on three receptions with a pair of touchdowns, reeled off a 23-yard rush and tallied six tackles in a win against View Park ... tallied a 48-yard receiving score, a pick-six and five tackles in a victory versus Fremont ... registered three catches for 34 yards and a score with an interception in a triumph against St. Monica ... hauled in an 85-yard score, returned two kickoffs for 95 yards and registered a 20-yard rush in a win versus Oxnard ... recorded six tackles, a three-yard reception and 22 yards on two rushes against George Washington Prep.



#53 | RYAN
WARREN
 LS | 6-2 | 175 | FR-HS
 GILBERT, ARIZ.
 (PERRY HS)

PRIOR TO UTEP: Played the long snapper position on the varsity squad for two seasons (2016, 2017) at Perry HS ... competed at Kohl's Western Showcase and snapped with power and consistency ... scored on 11 of 12 long snaps and finished the day with an average snap time of seven seconds ... ran a 4.93-second 40-yard dash and jumped over eight feet in the broad jump ... ranks no. 25 on the Korn Blue Kicking Fab 50 Top Snappers.

PERSONAL: Full name is Ryan William Warren ... son of John and Kristin Warren ... has one sister ... born in Huntington Beach, Calif. ... great uncle is John Williams (American composer, mostly notably known for Star Wars and Jaws) ... graduated from Perry High School as a distinguished scholar ... undeclared major.



STAFF

T HEAD COACH



**DANA
DIMEL**
KANSAS STATE '86
FIRST SEASON AT UTEP
38TH SEASON AS A COACH

Dana Dimel was named the 26th head coach in UTEP football history by University President Diana Natalicio and Director of Athletics Jim Senter on Dec. 6, 2017.

Dimel was previously the head coach at the University of Wyoming and the University of Houston. He most recently served as the offensive coordinator, running backs coach and tight ends coach at his alma mater, Kansas State University, where he worked from 2009-17. He also spent three seasons on the staff at the University of Arizona.

Dimel completed his third tour of duty with the Wildcats, including a year (2005) continuing work on his graduate degree. Working under legendary coach Bill Snyder, he was a part of 12 bowl teams during 19 seasons in Manhattan. The Wildcats posted an 11-win season (2012), two 10-win campaigns (1995, 2011) and five nine-win seasons (1993, 1994, 1996, 2014, 2016) during that span, and finished in the top-18 of the national poll on three occasions (2011, 2012, 2014). They won the Big 12 championship in 2012.

Dimel compiled the most wins of any active offensive coordinator in college football from 2011-17 (61), and was a part of eight straight bowl appearances including in 2017. The 2016 Wildcats defeated Texas, Texas A&M, Texas Tech, Baylor and TCU. With Dimel calling the plays over the last seven seasons, the Wildcats averaged 33.4 points per game and 6.2 yards per play. They ranked third nationally in fewest turnovers per game behind LSU and Alabama over the last seven years.

During Dimel's tenure as offensive coordinator, Kansas State routinely ranked among the nation's best teams in red zone and third down efficiency. In 2016, Kansas State ranked 10th in the country in red zone offense and 22nd in third down conversions behind a rushing attack that rated third-best in the Wildcat record book (3,013 yards).

In 2014, Kansas State led the nation in scoring efficiency (scoring drives/total drives), while the Wildcats ranked 11th in the country in team passing efficiency, 14th in red zone offense, 16th in passing offense and 24th in scoring offense. K-State was also 25th in third down conversions and 12th in fourth down conversions while shattering the school record for passing yards (3,736) and completion percentage (65.3). The Wildcats tallied 5,481 yards of offense (fourth in the school record book) and 465 points (sixth).

Dimel's play calling helped wide receiver Tyler Lockett leave K-State with the school's career receptions, receiving yards and receiving touchdown records, while quarterback Jake Waters broke the school marks for single-season passing yards (3,501) and total offensive yards (3,985).

Dimel's units found success again in 2013 as K-State rated eighth nationally in yards per completion and 13th in passing efficiency, while the Wildcats ranked fifth and third in school history in those respective categories. One of the best offenses in the nation on third downs (No. 13) and inside the red zone (No. 27), K-State ranked in the top-10 in school history in yards per play (second), total yards (fifth), passing yards (fifth) and points (eighth). John Hubert concluded his career as the Wildcats' no. 2 all-time leading rusher with 2,993 yards.

The 2012 season was another banner year on offense as Dimel co-coordinated an offense that finished in the top-25 nationally in nearly 10 categories, including a ninth-place ranking in yards per attempt, 11th in scoring offense and 13th in yards per completion. That year Dimel coached Heisman Trophy finalist Collin Klein, who passed for 2,641 yards and 16 touchdowns while rushing for 920 yards and 23 scores.

In 2011, Dimel led a rushing offense that saw Klein set a new Big 12 record and NCAA record by a quarterback with 27 rushing touchdowns while surpassing the 1,000-yard rushing mark on the season.

In 2010, the Wildcat offense ranked third in the Big 12 and in the top-25 nationally at 33.6 points per game. K-State was also ranked among the top-10 teams in the country in total red zone efficiency and No. 1 in touchdown percentage in the red zone.

In 2009 and 2010, Dimel had the charge of molding a former community college quarterback into a physical running back in the Big 12 Conference. That player was Daniel Thomas, and 2,850 yards and 30 touchdowns later, Thomas left Kansas State as a two-time Big 12 rushing champion, an All-American and the school's no. 3 all-time rusher.

Dimel started his career at K-State as a graduate assistant from 1987-88 prior to being elevated to offensive line coach in 1989. He took over as offensive coordinator in 1995. Overall Dimel spent 10 seasons in Manhattan (1987-96) prior to accepting the head coaching position at Wyoming. At the time of his hire, he was the youngest Division I-A head coach in the nation at the age of 34.

Wyoming's three seasons at Wyoming (1997-99) produced a record of 22-13, with one eight-win season (1998, 8-3) and two seven-win campaigns (1997, 7-6 and 1999, 7-4). The Cowboys posted a combined conference mark of 14-9 while splitting time in the Western Athletic Conference (1997-98) and the Mountain West Conference (1999). In 1998, Wyoming was 6-2 in the WAC's Mountain Division, good for a second-place finish. Dimel coached three Academic All-Americans at Wyoming.



HEAD COACH - DIMEL

Dimel spent 2000-02 as the head coach at Houston. Spearheading a major rebuilding effort, he led the Cougars to five wins in 2002 following a 0-11 campaign in 2001. In Dimel's final game with the Cougars, Houston upset conference champion Louisville. Dimel brought in the top-ranked recruiting class in Conference USA in both 2001 and 2002 and coached Jeffrey Reynolds, who broke the C-USA season rushing record with 1,545 yards.

He continued work on his graduate degree at Kansas State in 2005 prior to taking over as Arizona's tight ends coach and, eventually, run game coordinator from 2006-08. In 2008, he added running backs to his list of responsibilities as he was promoted to Associate Head Coach with the Wildcats. The 2008 Arizona squad finished 8-5 while posting a bowl victory (Las Vegas Bowl) for the first time in 10 years. Among Dimel's protégés at Arizona was Rob Gronkowski, who has emerged as

one of the top tight ends in NFL history with the New England Patriots.

During his initial tenure at K-State, Dimel coordinated an offense that established school records for touchdowns, points and yards in 1995. He mentored 11 offensive linemen who went on to sign NFL contracts over those 10 years, while he was also instrumental in developing All-Americans Barrett Brooks, Jim Hmielewski and Quentin Neujahr.

During his career as a head or assistant coach, Dimel has coached 37 players who have gone on to play in the NFL.

Dimel was a two-year letterman as an offensive lineman at Kansas State. He was a member of the Wildcats' All-Decade Team for the 1980's. He signed a free agent contract with the Minnesota Vikings and attended training camp in 1987.

He received a Bachelor of Arts degree in Marketing from Kansas State in 1986.

Dimel and his wife, Julie, have a son, Winston and a daughter, Josey. His son is a graduate transfer fullback on the UTEP football team who has scored 25 touchdowns over the last three seasons. He is a three-time All-Big 12 player, garnering first team honors in 2015 and 2016.

DIMEL FILE

PERSONAL

HOMETOWN: Columbus, Ohio

EDUCATION

COLLEGE: Kansas State

PLAYING EXPERIENCE

1983-84: Hutchinson CC

1985-86: Kansas State

COACHING EXPERIENCE

2018-PRES.: UTEP

(Head Coach)

2011-17: Kansas-State

(Co-Offensive Coordinator)

2009-2010: Kansas State

(Co-Offensive Coordinator)

2007-08: Arizona

(Associate Head Coach)

2006: Arizona

(Assistant Coach)

2000-02: Houston

(Head Coach)

1997-99: Wyoming

(Head Coach)

1995-96: Kansas State

(Offensive Coordinator)

1993-94: Kansas State

(Run Game Coordinator)

1989-92: Kansas State

(Assistant Coach)

1987-88: Kansas State

(Graduate Assistant)



T OFFENSIVE COORDINATOR/QUARTERBACKS



MIKE CANALES
 UTAH STATE '84
 FIRST SEASON AT UTEP
 33RD SEASON AS A COACH

Mike Canales will enter his first season as UTEP's offensive coordinator and quarterbacks coach. Canales comes to El Paso with 33 years of coaching experience under his belt, including 23 years as an offensive coordinator.

Altogether, Canales coached five different quarterbacks that have earned All-America recognition and has been a part of teams that have appeared in eight bowl games.

Canales, most recently, served as the University of Tennessee's quarterbacks coach during the 2017 season. He spent one season with the Volunteers as Canales mentored three different field generals during an injury-plagued season. Three different quarterbacks made starts during the campaign.

Canales spent the 2016 season at his alma mater, Utah State, where he served as the assistant head coach and running backs/tight ends coach. Tight end Wyatt Houston ranked third on the team in receptions (36) and receiving yards (331), while catching a pair of touchdowns. The Aggies' rushing attack averaged 170.8 yards rushing per game and found the end zone 25 times in 2016.

North Texas saw much success under Canales when he served as the associate head coach/offensive coordinator/quarterbacks coach for six seasons (2010-15). He also spent portions of the 2010 and 2015 seasons as an interim head coach for the Mean Green. During his six seasons in Denton, he mentored 20 offensive players who earned All-Conference honors, while helping the program win just its third bowl game in school history – defeating UNLV 36-14 at the Heart of Dallas Bowl on Jan. 1, 2014 following the 2013 regular season. The 2013 offense scored 414 points, the second-most in school history, at the time, and the most since 1951. North Texas averaged

31.8 points per game, topping the 30-point mark for only the third time in school history. The Mean Green reached over 4,000 yards of total offense during Canales' first four seasons, including a 5,336-yard output in 2013. Under Canales' guidance in 2013, North Texas quarterback Derek Thompson ranked second-best in school history for single-season passing yards (2,896), completions (251), completion percentage (64.4) and total offense (3,053). During the 2012 season, Thompson set the school single-game record for completion percentage (89.3) against Kansas State when he completed 25-of-28 passes.

Prior to North Texas, Canales served two stints at South Florida where he was promoted to offensive coordinator in 2009 and served as the passing game coordinator from 2007-08. Canales also served as the offensive coordinator/quarterbacks coach from 1996-2000. He directed a USF unit in 2008 that led the Big East Conference in scoring and finished second in total offense. He helped the Bulls reach a national ranking as high as no. 2 during the 2007 season and no. 10 during the 2008 campaign. Under his leadership, South Florida quarterback Matt Grothe became the Big East career leader in total offense.

Canales spent three seasons (2004-06) as the offensive coordinator at the University of Arizona. Canales spent one season (2006) with UTEP head coach Dana Dimel.

Canales put time in the NFL as he served on Herm Edwards' staff with the New York Jets in 2003 as the wide receivers coach. He tutored Santana Moss, who finished among the top 15 NFL receivers that season with 74 receptions for 1,105 yards and 10 touchdowns.

From 2001-02, Canales was the passing game coordinator and quarterbacks coach at North Carolina State, where he helped develop NFL

CANALES FILE

PERSONAL

HOMETOWN: Coronado, Calif.

EDUCATION

COLLEGE: Utah State

COACHING EXPERIENCE

- 2018-PRES.:** UTEP
(Offensive Coordinator/
Quarterbacks Coach)
- 2017:** Tennessee
(Quarterbacks Coach)
- 2016:** Utah State
(Assistant Head Coach/
Running Backs/Tight Ends)
- 2015:** North Texas
(Interim Head Coach/
Assoc. Head Coach)
- 2011-14:** North Texas
(Interim Head Coach/
Offensive Coordinator)
- 2010:** North Texas
(Interim Head Coach/
Offensive Coordinator)
- 2009:** USF
(Offensive Coordinator/
Quarterback)
- 2007-08:** USF
(Passing Game Coordinator/
Wide Receivers)
- 2006:** Arizona
(Co-Offensive Coordinator/
Quarterbacks)
- 2004-05:** Arizona
(Co-Offensive Coordinator/
Quarterbacks)
- 2003:** New York Jets
(Wide Receivers)
- 2001-02:** North Carolina State
(Passing Game Coordinator/
Quarterbacks)
- 1996-00:** USF
(Offensive Coordinator/Quarterbacks)
- 1995:** Pacific
(Passing Game Coordinator/
Quarterbacks)



TOFFENSIVE COORDINATOR - CANALES

All-Pro quarterback and first-round pick Philip Rivers of the Los Angeles Chargers. Rivers was a two-time All-ACC honoree and a Heisman Trophy candidate. NC State finished 11-3 and ranked 12th in the final AP Poll in 2002, averaging 392.0 yards on offense. The offense featured a 3,000-yard passer in Rivers, a 1,000-yard receiver in Jerricho Cotchery and a 1,000-yard rusher in T.A. McLendon.

Canales worked at Pacific (1995), Snow College (1987-94) and BYU (1985-86). During his time at Snow College, the team ranked in the top 10 nationally in seven of eight seasons. He also coached the softball team for seven years, leading the team to six regional titles.

A former quarterback at Utah State (1981-83), Canales earned a degree in speech communication in 1984. He earned a master's degree in professional leadership from BYU in 1986.

Canales has four children, Christopher Canales, Dr. Tyler Canales, DDS, Dakota Canales and Cameron Canales, and three grandchildren, Michah, Ofelia and Cy, whose parents are Christopher and Jaime Engel. Canales is engaged to Tari Morales.



T DEFENSIVE COORDINATOR/LINEBACKERS



**MIKE
COX**
IDAHO '89
FIRST SEASON AT UTEP
31ST SEASON AS A COACH

A 30-year coaching veteran who has been prominent in the preparation of NFL prospects, Mike Cox enters his first season as UTEP's defensive coordinator and linebackers coach under Dana Dimel in his inaugural season. Cox is looking to bring an aggressive and physical defense to the program.

In his five seasons as the linebackers coach at Kansas State (2012-16), Cox has tutored five linebackers that have earned All-Big 12 status, spearheaded by Arthur Brown who earned the 2012 Big 12 Defensive Player of the Year honor. Brown went on to become a second-round draft pick by Baltimore in 2013 and had stints with the Jaguars, Jets and Seahawks.

The latest all-conference linebacker under Cox's tenure was Elijah Lee. Cox saw Lee rise from high school defensive end to two-time All-Big 12 linebacker, the first Wildcat to earn consecutive All-Big 12 honors since Brown (2011-2012). Lee earned second-team honors from the league's coaches in 2015 after becoming K-State's leading tackler as a sophomore, totaling 80 stops to become the first Wildcat underclassman to pace the squad in tackles since 2008. He was also K-State's first underclassman linebacker to earn first or second team All-Conference honors since College Football Hall of Fame inductee Mark Simoneau in 1998. He also had a team-leading three interceptions and led Cox's group with 5.5 sacks, helping the Wildcats finish ninth nationally and eighth in school history with 38 sacks on the year. Under Cox, Lee recorded five career interceptions, the most by a Kansas State linebacker in the head coach Bill Snyder era. Lee tallied a team-leading 110 tackles in the 2016 season, good for third in the Big 12 in total tackles and was tied for 18th nationally in solo tackles per game (5.5). The 72 unassisted tackles Lee notched gave him a share of ninth in the Kansas State record books. Lee was drafted by the Minnesota Vikings in the seventh round in 2016, and spent

time on their practice squad before the San Francisco 49ers picked him up in September 2017.

In addition to Lee, Cox also mentored Charmeachealle Moore in his final season. In 2016, Moore played to an All-Conference level, averaging 10.8 tackles per game over K-State's final four contests to help the Wildcats win three games and become bowl eligible for the sixth-straight year, totaling 75 tackles on the season. In 2015, Moore came away with 17 tackles – including 16 solo stops – in the regular-season finale against West Virginia on his way to Big 12 Defensive Player of the Week honors. Moore's 16 solo stops were tied for the most nationally during the 2015 season and were the most by a Wildcat since at least 1990. Moore's effort earned him a spot on the 2016 Second Team All-Big 12 to end his run as a Wildcat, recording 142 total tackles, 112 of which were unassisted and 5.5 sacks in his career. Moore signed with the Los Angeles Chargers in 2017.

The impressive performances by Lee and Moore came subsequently from another All-Big 12 linebacker in Jonathan Truman the year prior. A 13-game starter in 2014, Truman carded 128 tackles to finish the season third in the Big 12 and 18th in school history. He tallied the most stops by a Wildcat since 2003, while notching 79 unassisted tackles, the third-most in school history and 14th-most nationally during the season. Thanks to Cox's guidance, Truman, a former walk-on, recorded seven double-digit tackle games, including a career-high 17 in a win at no. 11 Oklahoma, which were the most by a K-State defender in 11 years. Truman was also a semifinalist for the Burlsworth Trophy, presented to the nation's top walk-on.

With the coaching of Cox and leadership of Truman, K-State ranked second in the Big 12 in scoring defense and third in both total and red zone defense.

Cox made an instant impact on the Wildcat linebackers in 2012 as he tutored two All-Big 12 performers and an All-American in Brown. Under Cox's tutelage, Brown was named a finalist for the Lott IM-PACT Trophy and a semifinalist for the Bednarik Award. He also helped K-State finish first in the Big 12 in scoring defense as the Wildcats yielded 22.1 points per game. The Wildcat defense also finished second in the conference and 10th in school history in fewest rushing yards allowed per game. In addition, Kansas State's 376.5 yards allowed per game were the third-fewest in the conference.

In 2013, All-Big 12 linebacker Blake Slaughter led a Wildcat defense that ranked third in the Big 12 in rushing, scoring and total defense. Slaughter's 110 tackles on the season ranked

COX FILE

PERSONAL

HOMETOWN: Coeur d'Alene, Idaho

EDUCATION

COLLEGE: Idaho

COACHING EXPERIENCE

2018-PRESENT: UTEP

(Defensive Coordinator/
Linebackers Coach)

2012-16: Kansas State

(Linebackers)

2009-2011: Washington

(Linebackers)

2008-14: SMU

(Defensive Coordinator)

2007-08: St. Louis Rams

(Defensive Assistant DB/LB)

2003-06: Michigan State

(Linebackers)

1998-2002: Louisville

(Linebackers)

1995-97: Utah State

(Linebackers)

1987-94: Idaho

(Linebackers)



T DEFENSIVE COORDINATOR - COX

sixth in the Big 12, including third among linebackers. Truman, in his first year as a starter, also had 89 tackles.

A 1989 graduate of the University of Idaho, Cox came to K-State from Washington where he served as linebackers coach for three seasons. Prior to joining the Huskies, Cox worked two seasons (2007-08) for the St. Louis Rams, coaching the secondary and linebackers.

Cox was vital to the success at Washington in his three years as he tutored Cort Dennison to All-Pac-12 honors in 2011 before coaching one of the conference's top linebacker groups in 2010. Senior Mason Foster led the league and finished second in the nation with 163 total tackles, the most by a Pac-10 player since 1989. Foster went on to earn First Team All-Pac-10 and First Team All-America honors. Meanwhile, Victor Aiyewa finished first in the conference and seventh in the nation in tackles for loss, while Dennison was seventh in the league in total tackles.

In his first season as the UW linebackers coach in 2009, Cox helped oversee one of the Huskies' strongest units. The linebacker corps was led by a pair of veterans in Foster and Donald Butler. Those two combined for 193 tackles, including 94 from Butler, who was an All-Pac-10 second team selection. Cox also helped coach a defense that made vast improvements over the previous season as opponents' total offense was reduced by an average of 62 yards per game and opponents scored 12 fewer points per game than in 2008.

A native of Coeur d'Alene, Idaho, Cox joined the UW staff from the St. Louis Rams where he worked for two seasons. In 2007, he was a defensive quality control/defensive line coach before moving to assistant secondary coach in 2008. After a mid-season coaching change, he became linebackers coach for the Rams. Before his time in the NFL, Cox spent four seasons as linebackers coach at Michigan State, where he was also the recruiting coordinator in 2006.

Much of Cox's coaching career has been spent on the various coaching staffs of John L. Smith. In all, Cox served 17 seasons for Smith at Michigan State, Louisville, Utah State and Idaho.

Cox coached the linebackers for five seasons at Louisville (1998-2002), helping the Cardinals to consecutive Conference USA championships in 2000 and 2001. He coached three All-C-USA selections and, in 2000, was part of a defense that forced an NCAA-best 37 turnovers. The 2002 Louisville team was 17th in the nation in rushing defense and 22nd in total defense.

From 1995-97, he was on the staff at Utah State where he coached a pair of All-Big West linebackers, David Gill and Tony D'Amato. In 1995, Gill broke Utah State's season record for tackles with 168. Utah State won back-to-back Big West Conference championships in 1996 and 1997.

As an assistant at Idaho from 1987-94 coaching linebackers and defensive line, Cox helped his alma mater to a combined record of 73-26 (.733) during that time, capturing four Big Sky Conference championships and finishing in the top 10 five times. In 1994, the Vandals led the Big Sky in rushing defense, allowing only 65.3 yards per game.

Cox was a four-year letterwinner at linebacker for Idaho from 1983-86, starting for three seasons. He played for head coaches Dennis Erickson and Keith Gilbertson. He still ranks among the Vandals' all-time leaders with 252 career tackles. For his efforts in both high school and college, Cox was inducted into the Idaho Athletic Hall of Fame in 2014.

Cox earned a bachelor's degree in general studies from Idaho in 1989. He and his wife, Jill, have three children, Zac, Jake and Addison.



T SPECIAL TEAMS COORDINATOR



**JOE
ROBINSON**

LSU '85

**FIRST SEASON AT UTEP
29TH SEASON AS A COACH**



Joe Robinson, one of the most respected special teams coaches in the country, enters his first season as UTEP's special teams coach in 2018. Robinson brings more than 28 years of coaching experience.

Robinson, a native of Abilene, Texas, will coach at his third football program in the state of Texas. Robinson most recently completed the 2016 campaign at Texas Tech as the special teams coordinator with head coach Kliff Kingsbury and served on current UTEP head coach Dana Dimel's staff at Houston in 2002.

While at Texas Tech, the Red Raider special teams unit ranked among the top 50 in the country for both punt returns (39th) and blocked kicks (44th). It marked the second time in three years where Robinson's punt return team ranked in the top-40 nationally.

Texas Tech blocked a pair of field goals during the 2016 season – its most since 2013 – while Cameron Batson averaged 9.6 yards per punt return, the highest average for a Red Raider since 2012. Batson ended his junior year ranked 23rd nationally in punt return average.

In 2016, Red Raider kicker Clayton Hatfield became one of the most accurate kickers in the country under Robinson's tutelage. He ended the year 13-of-14 overall on field goal attempts to rank fourth nationally in field goal percentage.

Prior to coaching in Lubbock, Robinson served on Steve Spurrier's staff at South Carolina for four seasons. Robinson coached the tight ends and special teams in 2012, then served as special teams coordinator the next three campaigns (2013-15).

In four seasons in Columbia, Robinson, the 2010 Football Scoop Special Teams Coordinator of the Year, produced several strong

special teams units for a South Carolina program that recorded a pair of 11-win seasons and three bowl appearances during his tenure.

South Carolina ranked among the national leaders in several special teams categories during Robinson's final season in 2015, finishing seventh in net punting, 24th in kickoff return defense and 30th in kickoff returns. The Gamecocks previously ranked ninth nationally in 2012 for punt returns and 18th for punt return defense.

During Robinson's first year at South Carolina, Ace Sanders set a school record for punt return yards in a season while earning second team All-America honors and SEC Special Teams Player of the Year accolades. Pharoh Cooper also earned Freshman All-SEC honors under Robinson in 2013 as a return specialist.

Robinson spent the 2011 season coaching the defensive line at the University of North Carolina. While coaching at Chapel Hill in 2011, defensive lineman Quinton Coples led the Tar Heels in tackles for loss (15,0-69 yards), sacks (7.5-51 yards) and hurries (seven). Coples ranked fourth on the defense with 55 tackles and tied for the team lead with three forced fumbles.

Robinson spent three years coaching the defensive line and special teams at LSU (2008-10), where he earned his acclaim as a top special teams coordinator with the Tigers. In 2010, LSU finished in the top-13 nationally in net punting, kickoff return average and punt return average en route to a trip to the Cotton Bowl.

LSU's special teams combined to rank no. 1 overall in the SEC during the 2009 season. The Tigers were also the only SEC team to rank among the top-three in the conference in four special teams categories. Kick return-

ROBINSON FILE

PERSONAL

HOMETOWN: Abilene, Texas

EDUCATION

COLLEGE: LSU

COACHING EXPERIENCE

2018-PRESENT: UTEP

(Special Teams Coordinator)

2016-17: Texas Tech

(Special Teams Coordinator)

2013-15: South Carolina

(Special Teams Coordinator)

2012: South Carolina

(Special Teams Coordinator/
Tight Ends)

2011: North Carolina

(Defensive Line)

2008-10: LSU

(Defensive Line/Special Teams)

2004-07: Arizona

(Defensive Ends/Special Teams)

2003: UCF

(Special Teams Coordinator)

2002: Houston

(Special Teams Coordinator)

2001: Louisiana Tech

(Running Backs/Recruiting
Coordinator)

1996-98: Southern Miss

(Special Teams/Recruiting
Coordinator)

1994-96: Southern Miss

(Linebackers/Recruiting
Coordinator)

1993: Southern Miss

(Defensive Line/Recruiting
Coordinator)



T SPECIAL TEAMS COORDINATOR - ROBINSON

er Trindon Holliday thrived under Robinson's watch as he led the SEC and ranked second nationally in punt returns before being selected in the 2010 NFL Draft by the Houston Texans.

LSU scored six special teams touchdowns during Robinson's tenure, five of which were the result of a punt return. The lone exception was a 53-yard blocked field goal that was returned by Patrick Peterson against Ole Miss.

Prior to LSU, Robinson coached the defensive line and special teams unit at Arizona for four seasons (2004-07). Dimel was on the Wildcats' staff from 2006-2008. Robinson was the special teams coordinator at UCF in 2003.

Robinson has coached a variety of positions during his coaching career, including the defensive line, special teams, linebackers and run-

ning back. He also has experience as a recruiting coordinator at both Southern Miss (1992-98) and LA Tech (1989-91, 2001).

Robinson, a 1985 graduate of LSU, began his coaching career in the high school ranks in 1986 as an assistant coach at Catholic High School of Pointe Coupee in Louisiana. He was promoted to head coach the following season and then spent the 1988 season as the defensive coordinator at Bastrop High School (La.).


Robinson and his wife, Abby, are the parents to three daughters – Alexandra, Madeline and Valerie.



T SECONDARY/SAFETIES



KEITH BURNS
ARKANSAS '82
FIRST SEASON AT UTEP
31ST SEASON AS A COACH



Keith Burns enters his first season as the secondary/safeties coach on UTEP head coach Dana Dimel's staff in 2018.

Burns has coached 30 years and has tutored 29 NFL corners and safeties.

Burns coached Archbishop Mitty HS for four seasons, including two winning campaigns. Burns served as the defensive coordinator in 2014, where he helped the team finish 8-5. He was then promoted to head coach for the Monarch (2015-2017). While as head coach, the Monarchs went 18-17 overall and reached the Central Coast Section playoffs in each of his three seasons, including a championship appearance in 2016.

Burns served as an assistant special teams coach for the Oakland Raiders from 2012-13. During the 2012 season, the Raiders ranked tied for fifth in the league in field goals, connecting on 31-of-34. Oakland also rated ninth in the league in punting with 81 punts for 3,196 yards (39.0 avg.). In 2013, the Raiders once again ranked in the top seven in punting with 84 punts for 4,107 yards (47.8 avg.).

Burns has been both an offensive coordinator and defensive coordinator at the collegiate level and served as head coach at Tulsa for three seasons from 2000-02.

Burns served as the secondary coach at Ole Miss in 2011. Under his guidance Charles Sawyer garnered College Football News All-America honorable mention and was a finalist for the Conerly Trophy, which goes to the top football player in the state of Mississippi. He rated second on the team in tackles (70) and ranked 23rd in the nation in interceptions (4-101 yards) and finished third in the SEC with 13 breakups. In his first career start as a free safety versus BYU, Sawyer posted seven tackles (three solo) and returned an interception 96 yards for a touchdown.

Burns directed a heralded Kansas State secondary in 2010. Under his watch, safety Ty Zimmerman was named a Freshman All-American, while DBs Stephen Harrison and Terrance Sweeney earned All-Big 12 honors.

Prior to his stint in Manhattan, Burns spent six seasons on the staff at San Jose State, including three as defensive coordinator. In 2009, the Spartans finished 22nd nationally in pass defense, and in 2008, Burns' unit ranked in the top 20 nationally in tackles for loss (7th), passing defense (10th) and quarterback sacks (11). The Spartans also finished 21st nationally in both points allowed and turnover margin.

The Spartans were 9-4 in 2006, which included wins over Stanford and New Mexico in the New Mexico Bowl, and finished with the most victories in a season for the program since 1987.

As the cornerbacks coach, Burns mentored three NFL draft choices in his final three seasons at San Jose State. Dwight Lowery became San Jose State's first two-time, first-team All-America selection and was a 2008 fourth-round pick of the New York Jets. Christopher Owens, a two-time All-WAC corner, was a 2009 third-round choice by Atlanta, while Coye Francies was taken in the sixth round of the 2009 NFL Draft by the Cleveland Browns. In all, Burns has coached 14 players who have gone on to have careers in the professional ranks.

Burns was the head coach at Tulsa from 2000-02 where his teams were laid the groundwork for the Golden Hurricanes' 2003 Humanitarian Bowl appearance. His first team in 2000 went 5-7 to give Tulsa its most wins in the previous eight seasons.

In Burns' two seasons at his alma mater Arkansas, the Razorback defense improved from a national ranking of 103rd to within the top 20 in total defense. During his tenure, Arkansas made consecutive bowl appearances, and following the 1998 campaign, Burns was one of five finalists for the Frank Broyles Award, given annually to the nation's top assistant coach.

Prior to Arkansas, he spent five seasons under John Robinson at USC with the final four as defensive coordinator. There, his defensive units ranked fourth nationally in scoring defense in 1994, first in the Pac-10 in scoring defense in 1995, second in total defense in 1996 and first in rushing defense in 1997.

Burns also coordinated the defense at Pacific (1985-88) and spent time at Rice as defensive pass coordinator and special teams coordinator (1989-92).

A native of Hurst, Texas, Burns was a three-time letterwinner at Arkansas (1980-82). He and his wife, Yvonne, have three sons, K.C., Tanner and Davis.

BURNS FILE

PERSONAL

HOMETOWN: Hurst, Texas

EDUCATION

COLLEGE: Arkansas

COACHING EXPERIENCE

2018-PRES.: UTEP

(Secondary/Safeties)

2015-17: Archbishop Mitty HS

(Head Coach)

2014: Archbishop Mitty HS

(Defensive Coordinator)

2012-13: Oakland Raiders

(Special Teams Assistant)

2011: Ole Miss

(Secondary)

2010: Kansas State

(Secondary)

2004-09: San Jose State

(Defensive Coordinator)

2000-02: Tulsa

(Head Coach)

1998-99: Arkansas

(Defensive Coordinator)

1994-97: USC

(Defensive Coordinator)

1993: USC

(Secondary)

1989-92: Rice

(Defensive Pass Coordinator/
Special Teams)

1985-88: Pacific

(Defensive Coordinator)



T DEFENSIVE LINE/DEFENSIVE TACKLES



MIKE TUIASOSOPO

PACIFIC LUTHERAN '89

FIRST SEASON AT UTEP
28TH SEASON AS A COACH



Mike Tuiasosopo will serve as the Miners defensive line/defensive tackles coach. Tuiasosopo brings 20 years of Division I football coaching experience.

In 2017, he served as the special teams quality control assistant at no. 8 USC, which claimed the Pac-12 Conference title for the first time in nine years. The Trojans were effective in the return game, ranking third in the Pac-12 in kickoff returns (23.5 avg.) and punt returns (11.9 avg.). USC checked in nationally at no. 18 in punt returns. The Trojans also rated in the top 25 nationally in kick returns, ranking 22nd. The Pac-12 Champions faced no. 5 Ohio State in the Cotton Bowl Classic.

Before serving as the special teams quality control assistant, Tuiasosopo served as an offensive consultant for USC in 2016. Previously he was a volunteer football analyst for the Trojans for one season.

Prior to USC, Tuiasosopo coached at UCLA in 2014 as the outside linebackers and special teams coach. He returned to the Pac-12 after coaching at Colorado (defensive line, 2011-12) and Arizona (defensive tackles/line, 2004-10).

During his time with the Bruins, the defense finished the year garnering the no. 3 spot in total defense (398.5 avg.) in the Pac-12 for 2014. Deon Hollins became the Bruins' sack leader in his first season as a starter. On special teams, the kickoff coverage unit rated second in the Pac-12 and the punt return defense placed among the nation's best at no. 28 with a 4.70 avg. Return man Ishmael Adams finished the season ranked 21st nationally in combined returns.

He joined Mike Stoops's staff at Arizona in 2004 and coached the Wildcats for seven seasons. The Wildcats ranked among the top schools in total defense the last three seasons (24th in 2008, 25th in 2009, 33rd in 2010),

leading the Pac-10 in quarterback sacks all three years, largely due to the 'Cats defensive front.

Ricky Elmore (All-Pac 10 in 2010), Brooks Reed and De'Aundre Reed, all defensive ends, were selected in the 2011 NFL Draft (Reed was a second round pick, the 42nd overall selection). He also coached two others that earned All-Conference honors who were drafted into the league, Earl Mitchell (third rounder in 2010) and Lionel Dotson (2008). In 2010, he coached Justin Washington to several Freshman All-America honors.

Tuiasosopo joined Urban Meyer's staff at the University of Utah where he coached the defensive tackles for the 2003 season. He was instrumental in the recruitment and development of Sione Pouha, a third-round selection by the New York Jets in the 2005 NFL Draft, and Jonathan Fanene, who was drafted that same year (seventh round) by the Cincinnati Bengals.

He previously coached the defensive line at the University of Nevada for three years (2000-02). At Nevada, he coached WAC sack leader Jorge Cordova, who was a third-round draft pick of the Jacksonville Jaguars in 2004.

In 1996, he entered the Division I-A coaching ranks for the first time, joining the Utah State staff where he coached the defensive line for the next four seasons (1996-99). With the Aggies, he coached three All-Big West defensive linemen, including the 1997 Big West Defensive Player of the Year Ben Crosland.

He served as head coach for three seasons (1993-95) at Berkeley High School. In his time there, he coached two future Buffs, Hannibal Navies and Rashidi Barnes, both of whom would also go on to play professional football.

Tuiasosopo lettered four years as a defensive tackle at Pacific Lutheran University (1985-

88), starting his sophomore through senior years. He was a two-time first team All-Columbia Conference performer, and in his junior year, Pacific Lutheran won the NAIA Division II National Championship. PLU was 36-7-2 during his career. Tuiasosopo was the Lutes captain during his senior season.

After he graduated from Pacific Lutheran with a degree in physical education and

TUIASOSOPO FILE

PERSONAL

HOMETOWN: Carson, Calif.

EDUCATION

COLLEGE: Pacific Lutheran

PLAYING EXPERIENCE

1985-88: Pacific Lutheran

COACHING EXPERIENCE

2018-PRES.: UTEP

(Defensive Line)

2017-2018: USC

(Special Teams Assistant)

2016: USC

(Offensive Consultant)

2015: USC

(Volunteer Football Analyst)

2014: UCLA

(Outside Linebackers/
Special Teams Coach)

2011-12: Colorado

(Defensive Line)

2004-10: Arizona

(Defensive Tackles/
Defensive Line)

2003: Utah

(Defensive Tackles)

2000-02: Nevada

(Defensive Line)

1996-99: Utah State

(Defensive Line)

1993-94: Berkeley High School

(Head Coach)

T DEFENSIVE LINE/DEFENSIVE TACKLES – TUIASOSOPO

health in 1989, he soon entered coaching, working as the defensive line and special teams coach at Montclair Academy (Van Nuys, Calif.) in 1990, before joining the University of Pacific staff as a graduate assistant for the 1991 season. While coaching at Pacific, as well as at nearby St. Mary's High School in Stockton in 1992, he earned his master's degree from Pacific in Education Administration Credentials in 1992.

He also served three of the prestigious NFL Minority Intern Fellowships, with the San Francisco 49ers (1997), the Green Bay Packers (2002) and the Kansas City Chiefs (2013).

Tuiasosopo comes from a football rich family tradition. His uncle, Bob Apisa, was a two-time All-American fullback at Michigan State and was drafted by Green Bay in 1968. A cousin, Manu Tuiasosopo, was a two-time All-American defensive lineman at UCLA and was the No. 18 overall pick by Seattle in the 1979 NFL Draft and started for the Super Bowl XIX champion (1984 season) San Francisco 49ers.

A younger brother, Navy, lettered at Utah State from 1983-86 and played for both the Los Angeles Rams and St. Louis Cardinals, with a younger sibling, Titus, playing for Southern California from 1988-91. Two more cousins played collegiately and in the NFL, John Tautolo

(offensive line, UCLA/New York Giants, New England) and Terry Tautolo (linebacker, UCLA/Philadelphia, Detroit, San Francisco, Miami). His nephew, Marques Tuiasosopo, was a quarterback at Washington and was drafted by the Oakland Raiders and also played for the New York Jets. And another nephew, Conan Amituanai, was an offensive lineman at Arizona.

He was born on September 10, 1963, in American Samoa and grew up in Carson, Calif. He graduated from Phineas Banning High School in Wilmington, Calif., where he lettered in football. He is married to Kathy Bowles, and the couple has four children, daughters Lanea and Maya, and sons Titus and Luke.





**REMINGTON
REBSTOCK**

KANSAS STATE '12

**FIRST SEASON AT UTEP
NINTH SEASON AS A COACH**



Remington Rebstock will enter his first season at UTEP, coaching the Miners' cornerbacks.

Rebstock comes to El Paso from Oklahoma State University, where he assisted coaching the defensive secondary as a graduate assistant. During his tenure at Oklahoma State, the Cowboys accomplished three consecutive 10-win seasons for the first time in school history. Rebstock helped guide the Cowboys to three straight postseason bowl games, including a win in the 2017 Camping World Bowl against Virginia Tech, an Alamo Bowl victory against Colorado in 2016, and an appearance in the Allstate Sugar Bowl against Ole Miss in 2015.

During his time with Oklahoma State, the Cowboy defense led the Big 12 conference in many categories but specialized in creating turnovers. The defense was never outside of the top three in the conference in creating turnovers, including the 2016 campaign, in which it led the Big 12 in takeaways.

Rebstock helped train multiple Cowboy defensive backs who went on to play in the NFL (Michael Hunter Jr. – cornerback currently playing for the Denver Broncos and previously for the Jets and Giants, Kevin Peterson – cornerback from Wagoner HS in Oklahoma, currently playing for the Los Angeles Rams and Linzy Pipkins – cornerback from Mansfield HS in Texas, currently playing for the Green Bay Packers, Ashton Lampkin – cornerback from Dunbar HS in Ft. Worth, Texas, who went on to play for the Kansas City Chiefs, Jordan Sterns – safety from Cibolo Steele HS in San Antonio, Texas, who signed with the Kansas City Chiefs, Tre Flowers – safety from Judson HS in Converse, Texas, who finished his career at Oklahoma State in 2017, and was named first team 2017 All-Big 12 defensive back).

Prior to his time in Stillwater, Rebstock spent five seasons coaching defense at Kansas State. Rebstock served in a variety of roles at Kansas State. These roles include assisting with the defensive ends as a student assistant in 2010 and 2011, working with the Wildcat defensive backs as graduate assistant in 2012, 2013, and 2014, and co-director of recruiting for the Wildcats.

During Rebstock's tenure, the Wildcats experienced success both on-and-off the football field, achieving a no. 1 ranking in the BCS Championship poll, five-straight bowl game appearances, and led the Big 12 conference in graduation rate.

The 2011 Wildcat defense was tremendous and led the team to an appearance in the AT&T Cotton Bowl against the Arkansas Razorbacks.

With Rebstock's help, the Wildcats were Big 12 Champions in 2012, and earned a spot in the BCS Fiesta Bowl against Oregon. K-State finished first in the Big 12 in scoring defense as the Wildcats yielded only 22.1 points per game. The Cats also finished second in the conference, and 10th in school history, in fewest rushing yards allowed per game. In addition, the Wildcats' 376.5 yards allowed per game were the third-fewest in the conference.

During Rebstock's time at Kansas State, he helped coach multiple NFL talents (Randall Evans – cornerback from Palmetto HS in Miami, FL, who was drafted in 2015 by the Philadelphia Eagles, and later played for the San Diego Chargers, Nigel Malone – cornerback from City College of San Francisco who was signed by the Pittsburgh Steelers and later played for the Denver Broncos, Bubba Chapman – cornerback from City College of San Francisco in San Francisco, Calif., who was signed by the Indianapolis Colts, Ty Zimmerman – safety from Junction City HS in Kansas, who was signed by the New Orleans

Saints, Tyson Hartman – safety from Kapun Mt. Carmel HS in Kansas, who played for the Kansas City Chiefs, Morgan Burns – cornerback from Trinity HS in Wichita KS, who was signed by the Tennessee Titans, Meshak Williams – defensive end from Hutchinson Community College in Kansas, who was the Big 12 Defensive Linemen of the Year in 2012, and was signed by the Baltimore Ravens, Ryan Mueller – defensive end from Overland Park KS, who was the Big 12 Defensive Linemen of the Year in 2013, and played for San Diego Chargers and the Philadelphia Eagles).

A product of El Dorado, Kan., Rebstock achieved a Master's Degree in Economics from Kansas State University with a 3.8 GPA, as well as a Bachelor's of Science in Economics from KSU. Coming out of El Dorado High School, where Rebstock was a first team All-State defensive back selection, he accepted a scholarship at Hutchinson Community College before electing to transfer to Butler Community College to earn an associate's degree. Fiancee is UTEP softball assistant coach.

REBSTOCK FILE

PERSONAL

HOMETOWN: El Dorado, Kan.

EDUCATION

COLLEGE: Kansas State

COACHING EXPERIENCE

2018-PRES.: UTEP

(Cornerbacks)

2015-17: Oklahoma State

(Defensive Secondary)

2012-14: Kansas State

(Defensive Backs/Co-Director of Recruiting)

2010-11: Kansas State

(Defensive Backs)



T OFFENSIVE LINE



**MIKE
SIMMONDS**
INDIANA STATE '87
FIRST SEASON AT UTEP
25TH SEASON AS A COACH

Mike Simmonds will begin his first season at UTEP as the offensive line coach under head coach Dana Dimel in 2018.

Simmonds will enter his 25th year of coaching overall and 13th at the collegiate level. Simmonds will also reunite with current UTEP offensive coordinator Mike Canales. Simmonds and Canales coached at North Texas and South Florida together during their respective careers.

Simmonds is from Belleville, Ill., playing his prep football at Belleville West HS and his college football at Indiana State, following by a four-year career as an offensive lineman in the National Football League.

Simmonds recently coached at Northern Iowa where he was the offensive line coach/co-offensive coordinator. Northern Iowa led the nation (FCS) in red zone offense, converting on 92 percent of its opportunities (51 att., 31 TD, 16 FG). UNI averaged 29.4 points per game in 2017, while averaging 354.7 yards of total offense in 13 games (8-5 overall record). The Panthers also averaged 235.6 passing yards per contest. Panthers quarterbacks combined for 3,063 yards on 255-of-408 passing (62.5 percent), 28 passing scores and only 12 interceptions. WR Daurice Fountain (66 rec., 943 yards, 12 TD) was named 2017 MVFC All-Conference first team, while OL Lee Carhart was named 2017 MVFC All-Conference second team. TE Briley Moore (38 rec., 494 yards) and RB Marcus Weymiller (200 att., 809 yards, 8 TD) earned honorable mention recognition. Northern Iowa's time of possession (32:05) ranked second in the Missouri Valley Conference.

In 2016, Simmonds directed the offensive line at Eastern Illinois. Tackle Evan Kanz earned second-team All-Ohio Valley Conference honors, helping a group that paved the way for the OVC's leading rusher, Devin

Church. The offensive line finished the 2016 season ranked 36th in the FCS in fewest sacks allowed.

Simmonds coached at North Texas from 2011-2015, serving on the staff as the Mean Green transitioned from the Sun Belt Conference to Conference USA. Employing a physical style of play at the offensive line position Simmonds' group paved the way to three 2,000-yard rushing seasons in five years with the team falling just short of that mark in 2015, averaging 158.7 yards per game on the ground.

In 2014, the Mean Green ranked first in the nation in red zone offense with the team rushing for 21 touchdowns, the eighth-most in program history. The team was anchored by one of the best linemen in school history with Cyril Lemon earning his fourth straight All-Conference honor on the offensive line. Lemon was the only player in the nation to start 49 straight games and earn four straight All-Conference honors.

In 2013, North Texas posted three 300-yard rushing games as Simmonds' offensive line helped produce seven such games during his time on the staff. The 2013 team finished the year with 2,349 yards, the eighth-most in school history as it posted a 9-4 record, winning the Heart of Dallas Bowl over UNLV. That group was one of the best in nation in terms of protecting the quarterback as they finished seventh among FBS teams in fewest sacks allowed.

Over a two-year span, North Texas twice ranked in the top-10 nationally in fewest sacks allowed with 17 during the 2012 and 2013 seasons. In 2012, North Texas played nine of its 12 games without allowing a sack. On the ground, the offensive line helped three running backs finish with more than 500 yards for the first time in school history in 2012.

During his stint at North Texas, Simmonds coached eight players to All-Conference honors with his group blocking for the school's all-time leading rusher Lance Dunbar. In 2011, the offensive line led the way for Dunbar's school record-setting performance of 313 yards against Middle Tennessee.

Prior to joining the staff at North Texas, Simmonds coached one season at Indiana

SIMMONDS FILE

PERSONAL
HOMETOWN: Belleville, Ill.

EDUCATION
COLLEGE: Indiana St.

PLAYING EXPERIENCE
1987-1991: Tampa Bay Buccaneers
1983-87: Indiana St.

COACHING EXPERIENCE
2018-PRES.: UTEP
(Offensive Line)
2017: Northern Iowa
(Offensive Line)
2016: Eastern Illinois
(Offensive Line)
2011-15: North Texas
(Offensive Line)
2010: Indiana State
(Offensive Line)
2006-09: South Florida
(Offensive Line)
1998-2005: Jefferson HS, Tampa, Fla.
(Head Coach)
1992-97: Hillsborough HS, Tampa, Fla.
(Offensive Line)



OFFENSIVE LINE - SIMMONDS

State, helping the Sycamores post a 6-5 record for the program's first winning campaign since 1996. Prior to the six wins, ISU had won two games in the previous five seasons.

Simmonds was on the staff at South Florida from 2006-09. In his first season he worked as a graduate assistant coach before taking over offensive line duties in 2007. During his time with the USF program the Bulls led the Big East Conference in total offense in 2008, averaging 405.0 yards per game. The team was third in the conference in rushing offense at 165.4 yards per game. During his three seasons as a full-time coach USF was nationally ranked during each season, climbing as high as No. 2 in the national polls in 2007. All four years Simmonds was on the staff, USF played in a bowl game with appearances in the PapaJohns.com Bowl, Sun Bowl, St. Petersburg Bowl and International Bowl. USF was 3-1 in bowl games with Simmonds on the staff with 34 overall wins.

A graduate of Indiana State, Simmonds started 46 games in his career, earning I-AA All-American honors. He was a member of the Sycamores' 1983 and 1984 FCS playoff teams. He was drafted by the Tampa Bay Buccaneers in the 10th round of the 1987 NFL Draft. Simmonds

played four seasons in the NFL with Tampa Bay and San Diego. He started at offensive guard for Tampa Bay in 1989, part of an offense that earned NFC Offensive Player of the Week in a game against Chicago.

Following his professional career Simmonds was a successful high school coach in the Tampa area before joining the USF staff. He coached six years as an assistant at Hillsborough HS, helping the team win 54 games. From 1998-2005 he was the head coach at Jefferson HS in Tampa, posting a 75-29 overall record. He coached in FHSAA State Championship Games three times in 1996, 2002 and 2004.

Simmonds was inducted into the Indiana State Athletic Hall of Fame in 2007. He was named to both the Gateway Conference 20th Anniversary Team and Gateway Conference All-Decade Team (1980's).

He and his wife, Jamie, have three daughters – Amanda, Lauren and Emily.



T RUNNING BACKS



REGGIE MITCHELL

CENTRAL MICHIGAN '84

FIRST SEASON AT UTEP
36TH SEASON AS A COACH



Reggie Mitchell enters his first season as the running backs coach on UTEP head coach Dana Dimel's staff in 2018. Mitchell, a coaching veteran with over 30 years of experience, spent the previous two seasons as Arkansas' running backs coach.

Over his career, Mitchell has coached/recruited 33 players who have been selected in the NFL Draft, including six first round picks.

In 2017, Arkansas averaged 168.0 rushing yards per game, as David Williams led the way with 656 yards on 117 carries (5.6 avg.) and eight rushing scores. Devwah Whaley rushed for 559 yards on 127 attempts and seven touchdowns. The Razorbacks rushed for 200-plus yards in five games, including a season-high 260-yard output at Ole Miss. The rushing attack also found the end zone 24 times, as Arkansas rushed for four scores in three separate contests.

During Mitchell's first season in Fayetteville, the Razorbacks averaged 164.2 yards per game as Rawleigh Williams led the way with 1,360 yards on 245 carries (5.6 avg.) and 13 total touchdowns. Whaley rushed for 602 yards (5.5 avg.) and three scores.

Prior to Arkansas, Mitchell spent six seasons (2010-15) at Kansas where he was the running backs coach and recruiting coordinator.

Under Mitchell's guidance, Kansas running back James Sims completed his career third on the KU all-time rushing chart with 3,592 yards and 34 touchdowns. He became the first player in Kansas history to rush for back-to-back 1,000-yard seasons (2012-13), highlighted by leading the Big 12 in rushing yards per game (112.6) in 2012. Sims's 2012 performance led to All-Big 12 second team accolades before earning first team All-Big 12 honors as a senior in 2013 when he followed his breakout season with 1,110 yards.

In 2012, Sims made up half of Kansas' All-Big 12 backfield along with Tony Pierson, who was also recognized by the Associated Press and league head coaches after totaling over 1,000 yards from scrimmage.

Mitchell spent five seasons at Illinois (2005-09) as an assistant head coach, recruiting coordinator and running backs coach. While in Champaign, Ill., the Illini won two Big Ten rushing titles (2006 & 2007), while the offense recorded consecutive seasons with 5,000 yards of total offense. The 2006 Illini led the Big Ten and ranked 10th nationally with 188.8 rushing yards per game while the 2009 squad was 18th in the NCAA at over 200 yards per contest on the ground.

In 2007 at Illinois, Mitchell's running backs featured NFL first round pick Rashard Mendenhall (Pittsburgh Steelers, 2008), who set the school records for single-season rushing yards (1,681) and rushing touchdowns (17) en route to being named the Big Ten Offensive Player of the Year.

Mitchell spent time at another Big Ten school, Michigan State, for six seasons (1999-2004), mentoring the wide receivers in 1999 and the running backs for five seasons. He also served as the Spartans' recruiting coordinator from 2000-04. While in East Lansing, Mitchell tutored two NFL first round draft picks in wide receiver Plaxico Burress (Pittsburgh Steelers, 2000) and running backs T.J. Duckett (Atlanta Falcons, 2002), plus recruited a third in wide receiver Charles Rogers, the no. 2 selection overall by the Detroit Lions in the 2003 NFL Draft.

In 2001, Duckett rushed for 1,420 yards – the fifth-best single-season total in school history. Duckett, MSU's fifth all-time leading rusher with 3,379 career yards, became the first Spartan running back to be drafted in the first round (no. 18 overall) since Lorenzo White (Houston Oilers) in 1988. In 1999,

MITCHELL FILE

PERSONAL
HOMETOWN: Flint, Mich.

EDUCATION
COLLEGE: Central Michigan

PLAYING EXPERIENCE
1978-81: Central Michigan
(Running Backs)

COACHING EXPERIENCE
2018-PRES.: UTEP
(Running Backs)
2016-17: Arkansas
(Running Backs)
2010-15: Kansas
(Recruiting Coordinator/
Running Backs)
2005-09: Illinois
(Asst. Head Coach/Running Backs/
Recruiting Coordinator)

2000-04: Michigan State
(Recruiting Coordinator/
Running Backs)

1999: Michigan State
(Wide Receivers)

1997-98: Minnesota
(Running Backs)

1995-96: Kansas
(Running Backs)

1991-94: Kansas
(Defensive Ends)

1987: Kent State
(Wide Receivers)

1986: Western Michigan
(Running Backs)

1985: Michigan
(Graduate Assitant)

1984: Ferris State
(Wide Receivers)

1983: Central Michigan
(Student Assitant)



T **RUNNING BACKS - MITCHELL**

Mitchell coached the wide receivers, including Burress, who set then-MSU single-season records for receptions (66), receiving yards (1,142) and touchdown receptions (12).

The first of Mitchell's three consecutive Big Ten stops came at Minnesota where he coached the running backs in 1997 and 1998.

Mitchell worked with the Jayhawk defensive linemen during his first stint at Kansas, focusing on the defensive ends from 1991-94. He then switched to the offensive side of the ball to coach running backs in 1995 and 1996. While Mitchell was at KU, the Jayhawks played in the 1992 and 1995 Aloha Bowls. KU produced four winning seasons in his tenure, after recording just one in the previous 11 years.

Mitchell began his coaching career at Central Michigan (1983) before heading to Ferris State (1984), Michigan (1985), Western Michigan (1986) and Kent State (1987) before establishing himself at Kansas.

A four-year starter as a running back at Central Michigan from 1978-81, Mitchell rushed for 2,394 yards in his career and helped the Chippewas win back-to-back Mid-America Conference (MAC) titles in 1979 and 1980. He rushed for 1,068 yards as a senior.

Mitchell earned a bachelor's degree in parks and recreation from Central Michigan in 1984. He has four children, son Kaeman, and daughters Karen, Jennifer, and Deborah.



T WIDE RECEIVERS



SCOTTY OHARA
ARIZONA '08
FIRST SEASON AT UTEP
12TH SEASON AS A COACH

Scotty Ohara was tabbed the wide receivers coach at UTEP in January 2018.

Ohara spent the 2017 season with Rutgers as an offensive quality control assistant, working primarily with the quarterbacks. The rebuilding Scarlet Knights' season included three conference wins, the most since Rutgers joined the Big 10 Conference.

Previously, he spent six seasons (2011-2016) at Kansas State with various positions in the program under the tutelage of current UTEP head coach Dana Dimel. In 2015 and 2016, he served as the assistant director of recruiting and offensive quality control assistant working with Dimel at the running backs and tight ends positions. For three seasons (2012-2014), he was an offensive graduate assistant at K-State. During the 2011 season, he served as an offensive quality control graduate assistant. During his time on staff the Wildcats made six bowl appearances, including a trip to the 2012 Fiesta Bowl during their Big 12 Championship campaign.

Ohara joined K-State from Menlo College in Atherton, Calif., where he was the wide receivers coach for two years (2009-10). He

aided in development of offensive schemes and created game plans, in addition to making all personnel decisions with the wide receiver position.

Ohara spent three years as a volunteer student assistant at the University of Arizona, working under Dimel. He was a three-year student manager while he served as a volunteer assistant coach during the 2007 season. That year, he spent game day in the press box to chart offensive notes. He took on more responsibility in 2008, assisting Dimel with the running backs and tight ends by completing work on opponent film breakdown, producing weekly run game and third-down analysis and meeting with younger running backs for film study, blitz recognition and playbook review.

A native of San Jose, Calif., Ohara prepped at Pioneer High School before playing one year in college at Chapman University in Orange, Calif. He graduated from the University of Arizona in 2008 with a bachelor's degree in molecular and cellular biology. He received his master's degree in academic advising in 2015 from Kansas State University.

OHARA FILE

PERSONAL
HOMETOWN: San Jose, Calif.

EDUCATION
COLLEGE: Arizona

- COACHING EXPERIENCE**
- 2018-PRES.:** UTEP
(Wide Receivers Coach)
 - 2017:** Rutgers
(Offensive Assistant/QB Assistant)
 - 2015-16:** Kansas State
(Assistant Director of Recruiting/Offensive Assist.)
 - 2012-14:** Kansas State
(Offensive Graduate Assistant)
 - 2009-11:** Menlo College
(Wide Receivers)
 - 2007-08:** Arizona
(Volunteer Assistant Coach)





JAKE WATERS

KANSAS STATE '14

FIRST SEASON AT UTEP
FOURTH SEASON AS A COACH



Jake Waters will begin his first season with the UTEP football program, mentoring the inside wide receivers, under head coach Dana Dimel. Waters played quarterback at Kansas State and was a two-year starter (2013-14) for Dimel.

Waters comes from Iowa State where he served on the staff as a graduate assistant for the offense in 2017. The Cyclones finished 8-5, while they averaged 29.2 points per game and 386.0 yards of total offense per contest.

Prior to his arrival in Ames, Iowa, Waters spent two seasons (2015-2016) as a volunteer quarterbacks coach at Iowa Western CC. Iowa Western quarterbacks threw 52 touchdowns during the two seasons Waters was on the staff.

Waters, who was team captain in 2014 at K-State, went 17-9 as a starter, breaking career school records in completion percentage, passing efficiency and total offensive yards per game.

Prior to his two-year career at KSU, Waters was the 2012 NJCAA Offensive Player of the Year at Iowa Western. The first-team All-American set the NJCAA single-season completion record formerly held by Cam Newton by completing 73.3 percent of his passes in 2012.

Waters had a brief professional career, signing a contract with the Jacksonville Jaguars and Seattle Seahawks of the NFL, and earning a roster spot for the Canadian Football League's Hamilton Tiger-Cats.

A native of Council Bluffs, Iowa, Waters prepped at St. Albert High School, leading the Falcons to a pair of Class 1A state titles and a 37-2 record as a starter. He was a three-time Iowa Newspaper Association (INA) All-State selection.

Waters earned his degree from Kansas State in 2014.

WATERS FILE

PERSONAL

HOMETOWN: Council Bluffs, Iowa

EDUCATION

COLLEGE: Kansas St.

PLAYING EXPERIENCE

2011-12: Iowa Western CC

2013-2014: Kansas St.

COACHING EXPERIENCE

2018-PRES.: UTEP

(Inside Wide Receivers)

2017: Iowa State

(Graduate Assistant Offense)

2015-16: Iowa Western CC

(Volunteer Quarterbacks Coach)

T ASSISTANT ATHLETIC DIRECTOR FOR FOOTBALL OPERATIONS



NATE POSS

RICE '78
SUL ROSS STATE '89
21ST SEASON AT UTEP
30TH SEASON AS A COACH

Nate Poss joined the UTEP staff in March 1997 as director of football operations. Now the assistant athletic director for football operations, Poss' duties are wide-range, most importantly helping head coach Dana Dimel in the day-to-day operations of Miner football.

Poss is responsible for organizing and implementing team travel, arranges and coordinates UTEP's preseason camp both in El Paso and Ruidoso, N.M., and is responsible for the Miner football players' summer job placement around El Paso.

He also helps arrange community service appearances for Miner players and coaches, particularly with local school, the Child Crisis Center and the Boys and Girls Club. The football team has annually ranked among UTEP's top sports programs in community service hours.

A West Texas native, Poss helps the coaching staff in other areas, including overseeing the training table, compliance and recruiting weekends and assisting with academics. He works hand-in-hand with on-campus entities to coordinate players' scholarship checks and campus finances. He is also in charge of all logistics for the Miners Across Texas summer camps.

Poss graduated from Big Spring High School in Big Spring, Texas, where he was named to the school's "Team of the Century" for football. His performance as a wide receiver and defensive back gained him a scholarship to Rice. At Rice, Poss played defensive back for coordinator Charlie Bailey, former head coach of the Miners.

Poss earned four letters (1973-76) and was in the starting lineup two years (1975-76) for the Owls.

Upon receiving his B.A. in commerce and religion from Rice in 1978, Poss spent three years as sports editor of the Big Spring Herald and one year as editor of Big Time Sports magazine that served the Permian Basin. From 1984-88 Poss lived in Miami, Fla., where he was a marketing representative for the Fina Corp. In 1988 Poss returned to school at Sul Ross State University and worked on his master's degree in education, which he received in 1989. During his stay at Sul Ross, Poss served as running backs and defensive backs coach, as well as assistant basketball coach.

Poss also coached in the Texas prep ranks at Kermit High School (1991), Greenwood High in Midland (1992-93) and Coronado High in El Paso (1994-96). He was president of the El Paso Coaches' Association in 1996-97. He currently serves on the National Committee for Directors of Football Operations and is the Conference USA representative to the committee.

Nate's father, Delnor Poss, served as director of athletics at Midland Junior College for 17 years. In 1995, the elder Poss was honored as NJCAA Athletic Director of the Year. He has coached four national championship golf teams at Midland College. Delnor Poss was also inducted into the College Golf Hall of Fame in the summer of 2009.

POSS FILE

PERSONAL

HOMETOWN: Big Spring, Texas

EDUCATION

HIGH SCHOOL: Big Spring High School

COLLEGE: Rice

Sul Ross State

PLAYING EXPERIENCE

1973-76: Rice

COACHING EXPERIENCE

2013-PRES.: UTEP

(Assistant Athletic Director/
Director of Football Ops)

1997-2013: UTEP

(Director of Football Ops)

1994-96: Coronado High School

1992-93: Greenwood High School

1991: Kermit High School

1988-89: Sul Ross State

(Running Backs Coach/
Defensive Backs Coach/
Assistant Basketball Coach)



MATT WALLERSTEDT

KANSAS STATE '88

FIRST SEASON AT UTEP
25TH SEASON AS A COACH



UTEP head football coach Dana Dimel announced the hiring of Matt Wallerstedt as defensive quality control.

Wallerstedt is a veteran coach with more than 25 years of coaching experience and previously served as the defensive coordinator for Charlotte the last three seasons (2015-17).

During the 2017 season, Wallerstedt mentored All-Conference USA honorable mention Ben DeLuca. The sophomore led the 49ers defense with 102 tackles, six pass breakups, three fumble recoveries and five forced fumbles. DeLuca finished the season ranked first in the league in fumbles forced and fumble recoveries. The defensive back also checked in at no. 4 in C-USA in tackles. Previously, he was named 2016 Pro Football Focus All-America Freshman and C-USA All-Freshman.

In 2016, the 49ers ranked third in Conference USA in rushing defense (143.4 yards per game) and eighth in scoring defense (34.6 points per game). The 49ers' numbers improved over the final seven games as Charlotte posted its first three C-USA wins. Headlining the defense was Larry Ogunjobi, who became the first 49er selected in the NFL Draft. The All-C-USA first team lineman was chosen by the Cleveland Browns as the first pick of the third round (65th overall). Fellow lineman Brandon Banks signed with the Washington Redskins as an undrafted free agent. Rounding out the postseason award winners was linebacker Tyriq Harris, earning C-USA All-Freshman honors.

In his first season with the 49ers, which coincided with the 49ers' first year at the FBS level as a member of Conference USA, Wallerstedt oversaw a defense that ranked fourth in the league in pass defense and eighth in total defense. Charlotte was also

sixth in opponents' third-down conversions and fifth in red-zone defense. Ogunjobi became one of the 49ers' first two players to earn All-Conference USA honors. Ogunjobi ranked second in C-USA with 14.5 tackles for loss.

Wallerstedt spent two seasons as the defensive coordinator at Texas Tech (2013-14) under head coach Kliff Kingsbury. During the 2013 season the Red Raiders went 8-5 overall, including a Holiday Bowl win versus no. 16 Arizona State. Texas Tech ranked third in the Big 12 in pass defense (217.1 yards per game). Senior Will Smith finished the season ranked third in the league in tackles (120) and 11th in sacks (0.35 average per game). Teammate Kerry Hyder garnered All-Big 12 Second Team honors.

Prior to joining Texas Tech, he spent one year as linebackers coach at Texas A&M, and helped the Aggies to an 11-2 record and a bowl victory over Oklahoma in the AT&T Cotton Bowl. Linebackers Jonathan Stewart and Steven Jenkins rated second and third on the team in total tackles with 81 and 79, respectively. Stewart also tallied seven quarterback hurries, four pass breakups and 2.5 sacks. Jenkins led the team in assisted stops with 44.

Wallerstedt was at Air Force for four seasons (2008-11). He was promoted to defensive coordinator and associate head coach (2010-11). In 2009, Wallerstedt served as the co-defensive coordinator and assistant head coach for the Falcons. In his first season at Air Force, Wallerstedt was the assistant head coach. Wallerstedt also mentored the inside linebackers in each season at Air Force. Wallerstedt helped direct the Falcons to four bowl games - Military Bowl (2011), Independence Bowl (2010) and Armed Forces Bowl (2008 & 2009). Wallerstedt mentored 2011 All-Mountain West Conference first team honoree Jon Davis.

WALLERSTEDT FILE

PERSONAL

HOMETOWN: Manhattan, Kan.

EDUCATION

COLLEGE: Kansas State

PLAYING EXPERIENCE

1984-88: Kansas State
(Linebacker)

COACHING EXPERIENCE

2018-PRES.: UTEP

(Defensive Quality Control)

2015-17: Charlotte

(Defensive Coordinator)

2013-14: Texas Tech

(Defensive Coordinator)

2012: Texas A&M

(Linebackers)

2010-11: Air Force

(Associate Head Coach/
Defensive Coordinator)

2008-09: Air Force

(Assistant Head Coach/
Linebackers)

2006-07: Kansas State

(Special Teams Coordinator/
Recruiting Coordinator)

2004-05: Akron

(Associate Head Coach/
Linebackers)

2003: North Alabama

(Defensive Coordinator)

2000-02: Wyoming

(Defensive Coordinator)

1997-99: Wyoming

(Defensive Line/Inside Linebackers)

1996: Emporia State

(Defensive Backs)

1994-95: Fort Hayes State

(Defensive Line)

DEFENSIVE QUALITY CONTROL - WALLERSTEDT

Prior to joining Air Force, he spent two seasons at his alma mater, Kansas State, as the linebackers coach, special teams coordinator and recruiting coordinator. In 2006, K-State produced its first winning season since 2003. The Wildcats went to the Texas Bowl that season.

He also had a two-year stint at Akron as the associate head coach, special teams coordinator and linebackers coach. Wallerstedt helped lead the Zips to their only conference championship in 2005. Akron claimed the MAC East Division title with a 31-30 victory over Northern Illinois. The Zips went on to play in their first bowl, the Motor City Bowl.

In 2003, Wallerstedt was named the defensive coordinator at North Alabama. The Lions advanced to the semifinals and finished 13-1 overall.

Wallerstedt spent six years at Wyoming (1997-2002), working with the defensive line and inside linebackers. He was promoted to the Cowboys' defensive coordinator from 2000-02. Wallerstedt coached for Dimel for three seasons (1997-99). With Dimel, Wallerstedt helped generate one eight-win season (1998, 8-3) and two seven-win campaigns (1997 and 1999). He coached Patrick Chukwurah, who was a three-year starter and racked up 245 tackles and 27 sacks. As a senior, he earned first team All-Mountain West Conference honors. In 2001, Chukwurah was drafted by the Minnesota Vikings.

In 1996, he coached defensive backs at Emporia State.

His full-time coaching start came at Fort Hays State, where he oversaw the defensive line for two years (1994-95).

He began his coaching career in 1988 as a student assistant at Kansas State and served two years as a graduate assistant at Arizona State.

Wallerstedt was a four-year letterman at Kansas State, leading the Wildcats in tackles as a junior and senior. The linebacker earned honorable mention All-America honors in 1987. During his senior season, Wallerstedt was co-MVP and the Wildcats' team captain.

Wallerstedt earned his bachelor's degree in business management from Kansas State in 1988, and a master's degree in athletic administration from Fort Hays State in 1995.

Wallerstedt and his wife, Josie, have a son, Cal. Cal is a linebacker for the Miners.



JOSH OGLESBY

WISCONSIN '11

FIRST SEASON AT UTEP
SIXTH SEASON AS A COACH



Josh Oglesby will enter his first season as offensive quality control on UTEP head coach Dana Dimel's staff in 2018.

Oglesby just completed three seasons with Oregon State, the first in 2015 as offensive quality control and the last two (2016 & 2017) as a graduate assistant/offensive line. In 2016, left tackle Sean Harlow was named to the Pac-12 All-Conference second team.

Oglesby arrived at Oregon State after serving as a graduate assistant coach at Wisconsin under then-head coach Gary Andersen from February 2013-May 2015. As a coach for the Badgers, he worked with the offensive tackles, tight ends, specialists and with the scout teams.

Oglesby was a four-year letterman offensive tackle for Wisconsin from 2007-11, starting three year and redshirting as a true freshman. He was a consensus All-Big Ten Conference selection as a senior and helped the Badgers to two division titles. During his playing career, the Badgers played in five bowl games, including making two appearances in the Rose Bowl. He also was a member of the Badgers' coaching staff for two bowl games.

The Milwaukee, Wisc. native twice was named to the Outland Trophy Watch List, signifying the nation's top interior lineman, and was a preseason All-American. He also participated in the NFL Combine and was a free agent signee of the Washington Redskins, but was forced to retire due to injury.

Oglesby is a 2011 graduate of Wisconsin with a bachelor's degree in sociology.

OGLESBY FILE

PERSONAL

HOMETOWN: Milwaukee, Wisc.

EDUCATION

COLLEGE: Wisconsin

PLAYING EXPERIENCE

2007-11: Wisconsin
(Offensive Line)

COACHING EXPERIENCE

2018-PRES.: UTEP
(Offensive Quality Control)

2016-17: Oregon State
(Offensive Line/
Graduate Assistant)

2015: Oregon State
(Offensive Quality Control)

2013-14: Wisconsin
(Graduate Assistant)

T DIRECTOR OF PLAYER DEVELOPMENT HIGH SCHOOL RELATIONS



BARRICK NEALY

TEXAS STATE '17

FIRST SEASON AT UTEP

EIGHTH SEASON AS A COACH



Barrick Nealy will begin his first season on the UTEP football coaching staff in the position of Director of Player Development – High School Relations.

Nealy, after playing quarterback in college, received his first coaching opportunity at San Marcos Academy, where he worked from 2011-17, directing the wide receivers. Nealy also returned to Texas State where he completed his degree in 2017.

While in San Marcos, Nealy mentored San Marcos High School quarterback and current University of Texas shortstop David Hamilton. He also helped San Marcos senior quarterback Prudencio Calderon, who led the 2017 Rattlers to their first district title since 2003 and is continuing his career at Yale University.

Prior to coaching, Nealy played quarterback in four games at the University of Houston in 2002 for current UTEP head coach Dana Dimel before transferring to Texas State for the next three seasons. Nealy threw for 7,206 yards and 52 touchdowns in 35 starts (2003-05) with the Bobcats. Under then-offensive coordinator and current Texas head coach Tom Herman, Nealy also earned 2005 Southland Conference Player of the Year in 2005 after tossing 21 scores with only nine interceptions in 363 attempts and leading his squad to a SLC Championship.

Following his successful 2005 campaign, Nealy signed a free-agent contract with the NFL's Minnesota Vikings as a wide receiver in 2006. Later that year, Nealy inked a contract with the CFL's Calgary Stampeders, where he played quarterback for five seasons (2006-10).

NEALY FILE

PERSONAL

HOMETOWN: Dallas, Texas

EDUCATION

COLLEGE: Texas State

PLAYING EXPERIENCE

2006-10: Calgary Stampeders (QB)

2006: Minnesota Vikings (WR)

2003-05: Texas State (QB)

2002: Houston (QB)

COACHING EXPERIENCE

2018-PRES.: UTEP

(Director of Player
Development - HS Relations)

2011-2017: San Marcos Academy

(Wide Receivers)



**MATT
RAHL**
MISSOURI SOUTHERN ST. '03
FIRST SEASON AT UTEP
18TH SEASON AS A COACH



Matt Rahl will enter his first season as UTEP's recruiting coordinator. Rahl comes from McKendree University, where he spent four seasons as the offensive coordinator and offensive line coach. Rahl, in the summer of 2017, also became the associate head coach for McKendree.

In 2017 the Bearcats averaged 29.4 points per game, scoring 323 points during a 7-4 campaign. McKendree averaged 345.6 yards of total offense per game, 164.0 yards rushing per game and 181.6 passing yards per game. The rushing attack found the end zone 18 times, while the field generals combined for 13 passing scores and only five interceptions on 315 pass attempts. The Bearcats offense only surrendered nine sacks (.82 per game) during the season.

McKendree running back Shayeen Edwards led the Bearcats with 1,035 rushing yards and 10 scores. Quarterback Reese Metcalf led the Bearcats in all passing categories, throwing for 1,902 yards on 184-of-292 passing, with 13 scores and only four interceptions. Wide receiver Jalyn Williams led the Bearcats in receptions (45), receiving yards (596) and tied for the team lead with four receiving scores. Wide receiver Josh Revay tallied 449 yards on 32 receptions (14.0 avg.) and four scores, while tight end Zack Bobos (17 rec., 122 yards) hauled in three scores.

The Bearcats put up 50 or more points in a pair of contests, beating up on William Jewell 54-28 and shutting out Kentucky State 50-0. Against William Jewell, McKendree's 54 points was the fourth-most scored in the Great Lakes Valley Conference. The Bearcats racked up 489 yards of total offense, while rushing for 235 yards against WJU. Against Kentucky State, the Bearcats tallied 402 yards of total offense, while rushing for 265 yards and four touchdowns.

In 2016, Rahl helped guide the McKendree offense through some early-season injuries to a unit that found its footing over the last half of the season. During the Bearcats' season-ending five-game win streak, the McKendree offense put up more than 38 points per game and topped the 40-point mark three times during that stretch. The Bearcats finished fifth in the league in total offense while overcoming injuries at the quarterback position. Four different players earned a start as McKendree's signal-caller in 2016.

Although the passing game could not find its footing during the 2016 season, the team saw an emergence in the rushing attack, which finished second in the GLVC. Shayeen Edwards had a breakthrough season, rushing for 771 yards and four touchdowns on his way to first-team All-GLVC honors. Edwards established a new program record with 212 carries in 2016.

The offensive numbers escalated at a record pace for the McKendree football team in 2015. Under Rahl's guidance, the Bearcats set a new team standard for total offense for a second straight year. The 2015 team amassed 4,873 yards in just 10 games on its way to leading the GLVC in total offense. McKendree was eighth among all NCAA Division II programs in total offense with its 487.3 yard per game average. The Bearcats also topped another team record with 388 points scored, and the 38.8 PPG standard was good for 18th in NCAA Division II.

Isaac Fisher put the finishing touches on the most prolific career ever at McKendree on his way to becoming the first offensive player in school history to garner GLVC Offensive Player of the Year honors. Fisher -- who threw for a school-record six touchdowns in the 2015 season opener at West Liberty University -- led the conference by averaging

RAHL FILE

PERSONAL

HOMETOWN: Union, Mo.

EDUCATION

COLLEGE: Missouri Southern St.

PLAYING EXPERIENCE

1999-2001: Missouri Southern St.
(Tight End)

COACHING EXPERIENCE

2018-PRES.: UTEP
(Recruiting Coordinator)

2017: McKendree
(Associate Head Coach/
Offensive Coordinator)

2014-17: McKendree
(Offensive Coordinator/
Offensive Line)

2013: Wyoming
(Director of Recruiting)

2011-12: Wyoming
(Director of Recruiting/
Defensive Line Coach)

2009-10: Wyoming
(Director of Recruiting)

2007-08: Missouri
(Graduate Assistant)

2005-06: Winona State
(Offensive Line Coach/
Special Teams Coordinator)

2003-04: Winona State
(Graduate Assistant)

2002-03: Missouri Southern State
(Student Assistant/
Tight Ends/Offensive Line)

T DIRECTOR OF RECRUITING - RAHL

359.5 yards per game in total offense, was second in passing offense at 279.2 YPG and finished third in the league in rushing offense with 808 yards on the ground. He accounted for 30 total touchdowns (21 passing, nine rushing) in his final season in a McKendree uniform while placing in the top 10 in NCAA Division II in total offense, completion percentage (.688) and completions per game (24.3). Fisher closed his Bearcats career ranked in eight different statistical categories with 10,257 yards of total offense, 8,508 passing yards and 64 TD passes.

Along with Fisher's GLVC Offensive Player of the Year and first-team All-GLVC honors, four more Bearcats were recognized with conference post-season honors – offensive linemen Derrick Starrett and Clint Ratermann, wide receiver Cameron James and wide receiver Sean Dowling.

For his efforts in helping the McKendree offense record its eye-popping numbers in 2015, Rahl was a finalist for the FootballScoop.com Division II National Coordinator of the Year award.

In Rahl's first season at McKendree in 2014, the Bearcats' spread offense evolved into one of the most prolific offensive units in the Great Lakes Valley Conference. McKendree set new program records in nearly every passing category, with quarterbacks combining for 276 completions on 446 attempts for 2,749 yards through the air. The Bearcats also tied a team record with 19 touchdown passes. As a team, McKendree finished in the top third of the GLVC in total offense (428.4 YPG), passing offense (249.9 YPG) and scoring offense (30.1 points per game).

Under Rahl's leadership, McKendree also set new game records for most plays (93 at Southwest Baptist) as well as pass attempts and completions (34-for-58 versus Saint Joseph's). The Bearcats' offense was extremely efficient during the team's season-ending, five-game win streak. McKendree averaged 41 points and just over 512 yards per contest during that final five-game span in 2014. The Bearcats topped the 500-yard mark in total offense in three of the five games.

The 2014 season also saw the emergence of Isaac Fisher as a dual threat in the Bearcats' backfield. Fisher set school records with 270 pass completions in 434 attempts for 2,722 yards at quarterback. He also accounted for a school-record 3,486 yards of total offense. Fisher not only starred with his right arm, but his legs also put up some solid numbers. He became the first McKendree quarterback to lead the team in rushing for a season, gaining 764 yards on the ground with a team-high nine rushing touchdowns.

McKendree's receiving corps also was a part of the record-setting fun in 2014. There were 11 receivers that caught at least 10 passes during the season, which set a new mark for the Bearcats. Cameron James led the group with a career-high 61 receptions for 516 yards and five TDs. Wide receiver Dewayne Gatti, who put up a school-record 64 receptions as a junior in 2013, closed out his McKendree career with 40 catches while playing through injuries as a senior. Wide receiver Tyler Brewer eclipsed the Bearcats' single-game record for pass receptions (set a week earlier by Gatti) with 13 catches in a home contest against Saint Joseph's.

At the conclusion of the 2014 campaign, five players coached by Rahl garnered All-GLVC honors. Junior offensive lineman Derrick Starrett was a first-team selection, while James and junior offensive lineman Ben Harrington picked up second-team mention. Fisher and soph-

omore offensive lineman Casey Krohne were named as honorable mention All-GLVC picks.

Rahl joined the McKendree program after spending five years at the University of Wyoming. He served the Cowboys' staff in a variety of capacities. In 2013, Rahl was the program's director of recruiting, where he was responsible for all facets of the role including budgeting and the implementation of a year-round recruiting program. Under Rahl's guidance, Wyoming boasted the highest-rated recruiting class in the program's history.

Prior to that, Rahl was the Cowboys' defensive line coach from 2011-12 and also served as the recruiting coordinator. He guided a group that helped Wyoming rank second in the NCAA in forced turnovers and ninth in turnover margin. He also assisted with Wyoming's special teams unit, which twice ranked in the top 20 in the NCAA in punt return average. In the 2009 and 2010 seasons, Rahl served as the Cowboys' first-ever director of recruiting, in which Wyoming saw unprecedented success in its recruiting efforts.

During the 2007 and 2008 seasons, Rahl served as a graduate assistant at the University of Missouri. Rahl helped coach the Tigers' offensive line. In Rahl's two seasons at Missouri, the team ranked in the top 10 nationally in total offense, scoring offense and passing offense. In 2008, the offensive line paved the way for running back Tony Temple, who registered the Cotton Bowl single game rushing record.

From 2003 through the 2006 season, Rahl coached at Winona State University in Minnesota. He began his experience with the Warriors as a graduate assistant in 2003-04, where he tutored the team's tight ends and helped with film exchange, breakdown and scouting. For his last two seasons at Winona State, Rahl served as the Warriors' offensive line coach and special teams coordinator while working for the University as an admissions counselor.

Rahl began his coaching day as a student assistant at his alma mater, Missouri Southern State University. Rahl helped coach the Lions' tight ends and offensive line during the 2002 and 2003 seasons.

A native of Union, Mo., Rahl graduated from Missouri Southern State in 2003 with a bachelor's degree in physical education after playing tight end from 1999-2001. After suffering a season-ending injury during the 2002 season, Rahl served as a student assistant coach. He then went on to earn his master's degree in educational leadership from Winona State in 2005. Rahl and his wife, Carrie, have three children: Hattie, Maggie and Locke.



DIRECTOR OF STRENGTH AND CONDITIONING



**KEVIN
SCHADT**
DELAWARE '07
FIRST SEASON AT UTEP
12TH SEASON AS A COACH



Kevin Schadt will enter his first season as UTEP's director of strength and conditioning under head coach Dana Dimel. Schadt will enter his 12th overall season in the strength and conditioning profession.

Schadt spent the previous six seasons (2012-17) at Kansas State as an assistant strength and conditioning coach. Schadt spent all six seasons with Dimel while he was the offensive coordinator at K-State. Ten Wildcats were drafted to the National Football League during Schadt's six seasons in Manhattan. Nine Wildcats were named All-American (first or second team) during Schadt's time with the program.

Previously, Schadt spent three years (2009-11) with the Army West Point football program as an assistant strength and conditioning coach.

Schadt graduated from the University of Delaware with a degree in applied nutrition and strength and conditioning in 2007. He was hired in June 2007 at Delaware as an assistant strength and conditioning coach.

Schadt recently earned his Master's Degree in health, human performance, and recreation from Pittsburgh State in 2017. He had a publication, a Review of Elite Form Technology, in the Oct. 1, 2017 Kansas Association for Health, Physical Education, Recreation and Dance (KAHPERD) Journal.

Schadt is a Certified Strength and Conditioning Specialist (CSCS) and a Registered Strength and Conditioning Coach with Distinction (RSCC*D), both with the National Strength and Conditioning Association (NSCA). He's also a Level One Sports Performance Coach with USA Weightlifting.

SCHADT FILE

PERSONAL

HOMETOWN: Newburgh, N.Y.

EDUCATION

COLLEGE: Delaware '07

COACHING EXPERIENCE

2018-PRES.: UTEP

(Director of Strength and Conditioning)

2012-17: Kansas St.

(Assistant Strength and Conditioning)

2009-11: Army

(Assistant Strength and Conditioning)

2007-08: Delaware

(Assistant Strength and Conditioning)

COACHING STAFF

ADMINISTRATIVE GRADUATE ASSISTANT

LINCOLN BENSON

Lincoln Benson will serve as a graduate assistant during his first year with the UTEP football program in 2018. Benson will assume duties with the defense and football operations.

Benson assumed duties as an assistant coach at Manhattan High School in 2016 and 2017. Benson also served as a student assistant at Kansas State in 2014 and 2015 for current UTEP head coach Dana Dimel.

Benson played at Hutchinson Community College during the 2013 season. Benson's grandfather, Jim Davie (assistant at Kansas State from 1979-83) coached Dimel while he was a player at K-State.

GRADUATE ASSISTANT DEFENSE

BEN HAMMER

Ben Hammer will begin his second season as a graduate assistant during the 2018 UTEP football campaign.

Hammer served the previous six seasons with the Western New Mexico football team. Following the 2015 season, Hammer was promoted to assistant head coach at Western New Mexico University. During the 2016 season, Hammer was the special teams coordinator and linebackers coach. Western New Mexico LB Dominic Barry finished third in the LoneStar Conference with 102 tackles and was named All-LSC second team. WNM P Tyler Vargas finished second in the LSC in punting average, and was also named All-LSC second team. In 2015, Hammer entered his second season as linebackers coach, along with being the video coordinator. Barry was the leading tackler in 2015. The 2014 season was Hammer's first year as linebackers coach and video coordinator. In 2013, Hammer mentored the wide receivers. Western New Mexico WR Ronell Pompey finished as one of the top wide receivers in the nation, totaling 1,241 yards and 12 touchdowns, while being named All-RMAC first team in 2013. In 2012, Hammer's first season with the Mustangs, WR Marquis Sumpter gathered 1,175 receiving yards and 13 scores under Hammer's direction as wide receivers coach.

Prior to WNMU, Hammer coached multiple teams in Germany. Most recently, Hammer was the head coach of the Kirchdorf Wildcats (GFL 2) in 2012. From 2007-2011, Hammer was the head coach of the Feldkirchen Lions. Hammer was named the Coach of the Year in 2009, while leading the Lions to three state final appearances in a row (2008-10), while winning the state championship in 2009. In 2007, Hammer was the wide receivers coach with the Koenigsbrunn Ants (GFL 2) and was the head coach/defensive coordinator with the Rosenheim Rebels (2004-06). Prior to coaching, Hammer played linebacker and was selected to the Bavarian All-Star team.

GRADUATE ASSISTANT OFFENSE

CHRIS JONES

Charles Jones will serve as a graduate assistant during his first season with the UTEP football program in 2018. Jones will assume duties with the offense.

Jones played running back for current UTEP head coach Dana Dimel at Kansas State from 2012-16. Jones lettered three seasons and rushed for over 1,800 yards and 20 touchdowns (21 TD overall) during his career as a Wildcat. Jones tallied a career-high 14 total touchdowns in 2014 and rushed for a career-best 696 yards with five scores in 2015.

Jones was a three-year starter at Mandeville High School (La.) and rushed for 1,767 yards and 22 touchdowns, while hauling in 31 passes for 321 yards during his senior campaign.

GRADUATE ASSISTANT FOOTBALL OPERATIONS

JACOB MARTINEZ

Jacob Martinez will serve as a graduate assistant in 2018. Martinez will assume duties with football operations under Nate Poss for a third year in a row.

Martinez, a native of El Paso, was on the scout team during his first three years (2011-13) with the program. Martinez saw his first collegiate action against North Texas on Nov. 15, 2014 where he rushed for 16 yards.

Martinez earned three varsity letters as a running back at Cathedral High School. In 2009 he rushed for 784 yards and seven scores, while producing 571 yards and six touchdowns his senior season. Martinez grinded out 204 yards and three scores on 35 carries against Mountain View.

Martinez received his undergraduate degree from UTEP in 2016.



T COACHING STAFF

GRADUATE ASSISTANT DEFENSE

FRANK ROSER

Frank Roser will begin his second season as a graduate assistant during the 2018 UTEP football season. Previously, Roser served as an intern for the Miners in 2015.

Roser has worked with multiple football teams from Germany the last eight years. He was the offensive coordinator with the Ingolstadt Dukes Division 1 (2017) and Kirchdorf Wildcats Division 1 (2015). Roser served as offensive coordinator and assistant head coach with the Munich Cowboys Division 1 (2016). From 2012-2014, he was the head coach/offensive coordinator with the Muenchen Rangers Division 3. Prior to leaving Ingolstadt to start his graduate assistant position at UTEP, Roser's Dukes offense in 2017 had the top passing team in Germany.

Roser conducted multiple quarterback camps in Germany, Switzerland and Spain. He also spoke at different coaches conventions in Germany. The topics included deep passing concepts, quick passing concepts and quarterback footwork, techniques and reads.

Roser has also served as an intern for multiple NFL teams, including the Dallas Cowboys (2012 & 2014) and the Cincinnati Bengals (2013). He also volunteered in Spring 2014 with the Buffalo Bills (2014). In 2011, Roser attended the Steve Mariucci (former head coach of the NFL's San Francisco 49ers and Detroit Lions) Football Camp in Milan, Italy.

GRADUATE ASSISTANT OFFENSE

BEAU SMITH

Beau Smith will serve as a graduate assistant during his first season with the UTEP football program in 2018. Smith will assume duties with the offense.

Smith assumed duties as an assistant football coach at Rouse High School in Leander, Texas, during the 2017 season.

The native of Cedar Park, Texas, played tight end at Sam Houston State from 2011-15. Smith played at Cedar Park High School, while earning first team All-District honors in 2010. UTEP head coach Dana Dimel – while at Kansas State – recruited Smith out of high school.



SUPPORT STAFF

ADMINISTRATIVE ASSISTANT

DONNA CHANDLER

Donna Chandler has worked in the UTEP athletic department since 1998, starting in the business office before joining the football staff in September, 2005. She was a football volunteer from 1998-2005.

Chandler is responsible for the reception area in the football offices. She also performs essential office duties to support assistant coaches and staff, and works with the players to provide complimentary game tickets. Chandler compiles contact information for the players, assists as a liaison to NFL scouts and, on gam eday, helps the video staff.

She received her bachelor's degree in Finance from UTEP in 1999. She also graduated from Eastwood High School in El Paso.

HEAD ATHLETIC TRAINER

DAWN HEARN

Dawn Hearn is entering her 30th year at UTEP. She began her tenure in the fall of 1988 as an Assistant Athletic Trainer, and was promoted to Head Athletic Trainer in April of 1995. At that time she was only the third female to be a Head Athletic Trainer of an FBS Athletic Training Program, and the second in charge of football.

She supervises five full-time assistants, five graduate assistants and approximately 15 student aides at UTEP. She has had close to 60 students graduate under her supervision who are now working as athletic trainers.

In April 2008, Hearn was inducted into the El Paso Athletic Hall of Fame and in March 2014 she was inducted into the Sun City Athletic Trainer's Hall of Fame, for her many years of service to the University and the El Paso Community.

Hearn hails from Centerville, Iowa where she was a three-sport athlete at Centerville High School, excelling in softball as a three-time first team All-Conference third baseman. She earned her bachelor's degree in physical education, with minors in athletic training and coaching from Iowa State University.

Upon becoming certified in 1986, she attended graduate school at The Ohio University, where her graduate assistantship consisted of covering Jackson High School athletics.

She completed her master's of science degree in physical education with an emphasis in Athletic Training in June 1987 before going on to spend two summers with the US Volleyball Association.

Hearn loves spending time during the summer months at Elephant Butte Lake on her boat with her two dogs (her kids), fishing.

ADMINISTRATIVE ASSISTANT

NORMA POSADA

Norma Posada is in her 19th season as a member of the UTEP Football Staff. As an administrative assistant, Norma oversees all facets of the day-to-day operations of the football office, football staff and Larry K. Durham Center. Norma also assists coaches in numerous areas of the recruiting process, to include arranging coaches' travel, prospective student athlete's official visits, and in maintenance of the football office's national recruiting database JumpForward.

An El Paso native and Riverside High School graduate, Norma received her bachelor's degree in Business Management from UTEP in the spring of 2010. She received the UTEP President's Staff Scholarship Award in 2005.

She and her husband, Mike, have been married for 24 years. They have two daughters -- Cynthia Adame, a 2005 UTEP graduate who added a second degree from the school's "Fast Track" nursing program, and Naomi Posada, who is 18 years old.

EQUIPMENT MANAGER

SEKOU WALKER

Sekou Walker is in his 14th season as UTEP's equipment manager. He and his staff are in charge of outfitting the Miner football team.

Walker got his start in the UTEP equipment room as a student assistant while pursuing his bachelor's degree in Finance, which he received in 1992. Upon graduation, he served as assistant equipment manager for the Birmingham Barracudas in the Canadian Football League in 1995. Walker also was an equipment intern at Dallas Cowboys Training Camp in 1997.

Walker and his wife, Jacqueline, have two daughters -- Kyra (13 years old) and Kaitlin (10 years old).





IN REVIEW

T GAME ONE AT NO. 7 OKLAHOMA



| | |
|---------------------------|----|
| UTEP | 7 |
| OKLAHOMA | 56 |
| MEMORIAL STADIUM (86,076) | |
| SEPTEMBER 2, 2017 | |

#5 THINGS

1. Sophomore Walter Dawn Jr. rushed for a career-high 56 yards on seven attempts. His previous high was 38 yards at UTSA on Oct. 22, 2016.
2. Walter Dawn Jr. set his career high on UTEP's scoring drive as he gained 49 yards on four carries. He also scored his third career touchdown in the first quarter on a 17-yard run.
3. Sophomore Michael Lewis recorded a career-high eight tackles. His previous high was six stops at Southern Miss on Oct. 31, 2015. Lewis missed all of 2016.
4. Julian Jackson, a transfer LB from Wake Forest, tallied seven tackles in his UTEP debut. It's also his career best during his collegiate career. His previous high was five stops against Tulane in 2016.
5. UTEP played in front of its fourth-largest attendance (86,076) since 2000.

Three Oklahoma quarterbacks combined to complete 32-of-36 passes for 496 yards, as the no. 7 Sooners opened the season with a 56-7 victory over UTEP.

Heisman candidate Baker Mayfield completed his first 16 passes, and finished 19-for-20 for 329 yards in the first half as Oklahoma surged to a 35-7 lead. He was relieved by Kyler Murray to start the second half, and Tanner Schafer came on late in the fourth quarter.

The Sooners scored touchdowns on five of their six first-half possessions. Mark Andrews was the other offensive star for OU in the first 30 minutes, reeling in seven catches for 134 yards.

After Oklahoma (1-0) opened the scoring by moving 76 yards on six plays, capped by a two-yard touchdown run by Rodney Anderson, the Miners (0-1) mounted an impressive season-opening drive. Walter Dawn Jr. rushed four times for 49 yards on the eight-play, 78-yard sequence, and finished it off with a 17-yard dash into the end zone as UTEP knotted the contest at 7.

After that, the Sooners continued to roll offensively while the Miners were forced to punt eight times.

Dimitri Flowers scored on a three-yard run for OU, then the Sooners went back to the passing game as Mayfield found Grant Calcaterra (16 yards), Andrews (five yards) and CeeDee Lamb (four yards) for TDs.

The Sooners tacked on a few more touchdowns in the second half behind Murray, who threw a 43-yard pass to Lee Morris and handed off to Jaxon Uhles and Marcelias Sutton for short scoring runs.

The Miner defense had to play a large chunk of the second half without senior linebacker Alvin Jones, who was ejected for targeting and was forced to miss the first half of the next game against Rice. Jones picked up five tackles with several family members in attendance including his brother Aaron, the Miners' all-time leading rusher and Green Bay Packer.

Ryan Metz completed 10-of-18 passes for 56 yards in his first season-opening start before giving way to Zack Greenlee late in the third period.

Dawn Jr. rushed for a career-high 56 yards on seven attempts and was the Miners' top offensive performer.

Oklahoma finished with 676 yards of offense, including 180 on the ground as three backs ran for 50+ yards – Abdul Adams (53), Sutton (52) and Trey Sermon (51).

Jeff Badet added 91 yards on four receptions for the Sooners.

UTEP tallied 167 yards of offense – 94 passing and 73 rushing. Alan Luna punted eight times for 352 yards, a 44.0-yard average.

SCORING SUMMARY

| | 1ST | 2ND | 3RD | 4TH | F |
|----------|-----|-----|-----|-----|----|
| UTEP | 7 | 0 | 0 | 0 | 7 |
| OKLAHOMA | 14 | 21 | 14 | 7 | 56 |

QTR TIME SCORING PLAY

| QTR | TIME | SCORING PLAY |
|-----|-------|--|
| 1st | 12:44 | OU - Rodney Anderson 2 yd run (Austin Seibert kick) 6-76 2:16 |
| | 08:22 | UTEP - Walter Dawn Jr. 17 yd run (Brady Viles kick) 8-78 4:26 |
| | 03:56 | OU - Dimitri Flowers 3 yd run (Austin Seibert kick) 8-75 4:26 |
| 2nd | 09:48 | OU - Grant Calcaterra 16 yd pass from Baker Mayfield (Austin Seibert kick) 8-92 3:18 |
| | 06:36 | OU - Mark Andrews 5 yd pass from Baker Mayfield (Austin Seibert kick) 3-90 1:38 |
| | 01:46 | OU - CeeDee Lamb 4 yd pass from Baker Mayfield (Austin Seibert kick) 8-80 3:03 |
| 3rd | 07:52 | OU - Lee Morris 43 yd pass from Kyler Murphy (Austin Seibert kick) 4-79 1:25 |
| | 01:02 | OU - Jaxon Uhles 1 yd run (Austin Seibert kick) 8-45 4:08 |
| 4th | 10:20 | OU - Marcelias Sutton 1 yd run (Austin Seibert kick) 9-85 4:31 |

TEAM STATISTICS

| | UTEP | OU |
|------------------------|---------|---------|
| First Downs | 11 | 35 |
| Rushing Attempts-Yards | 21-73 | 38-180 |
| Passing Yards | 94 | 496 |
| Passes | 16-27-0 | 32-36-0 |
| Total Offense | 48-167 | 74-676 |
| Punt Returns-Yards | 0-0 | 4-26 |
| Kickoff Returns-Yards | 2-45 | 1-23 |
| Punts-Average | 8-44.0 | 1-32 |
| Fumbles-Lost | 1-1 | 0-0 |
| Penalties-Yards | 5-50 | 5-60 |
| Time of Possession | 25:24 | 34:36 |

INDIVIDUAL STATS

| | |
|---------------|--|
| Rushing | UTEP: Dawn Jr. 7-56; Dove 5-17; Awatt 2-8; Johnson 1-1; Fields 4-0; Metz 2-(-9) OU: Adams 7-53; Sutton 9-52; Sermon 7-51; Anderson 4-14; Murray 3-8; Flowers 2-5; Bissoon 3-4; Uhles 1-1; Mayfield 2-(-8) |
| Passing | UTEP: Metz 10-28-0-56; Greenlee 5-8-0-31; Torrez 1-1-0-7. OU: Mayfield 19-20-0-329; Murray 10-11-0-149; Schafer 3-5-0-18. |
| Receiving | UTEP: Singeal 3-20; Lucero 2-13; Busey 2-9; Redix 1-15; Juniell 1-8; Dove 1-7; Foster 1-7; Weeks 1-6; Batson 1-6; McKee 1-2; Dawn Jr. 1-2; Fields 1-(-1). OU: Andrews 7-134; Badet 4-91; Brown 3-32; Smallwood 3-26; Sutton 2-29; Calcaterra 2-29; Nevel 2-13; Morris 1-43; Adams 1-34; Flowers 1-18; Mead 1-12; Anderson 1-9; Tease 1-5. |
| Interceptions | UTEP: None. OU: None. |
| Tackles | UTEP: Cockrell 6-9; Lewis 2-9; Jackson 5-7; Smith 5-5; Jones 2-5. OU: Okoronwko 3-4; Beal 2-4; Lott 1-4 |



T GAME TWO vs. RICE



| | |
|---------------------------|----|
| RICE | 31 |
| UTEP | 14 |
| SUN BOWL STADIUM (19,316) | |
| SEPTEMBER 9, 2017 | |

#5 THINGS

1. Ryan Metz tossed a touchdown in the third quarter, a 44-yard pass.
2. Kavika Johnson recorded career-highs in receptions (six), yards (67) and long catch (40).
3. Dante Lovilotte tied his career best with 11 tackles. Lovilotte registered 11 against Army in 2016.
4. Treyvon Hughes, in only his second career game at linebacker, recorded a career-high 11 tackles.
5. Alan Luna booted a season-long 63-yard punt in the third quarter. It marked his third career 60-plus yard punt. Luna tallied a 61-yard punt in 2015 and a career-long 69-yard punt in 2016.

Samuel Stewart rushed for 89 yards, and Rice piled up 306 on the ground to top UTEP, 31-14, in the Conference USA opener for both teams in the Sun Bowl.

The Owls (1-1, 1-0 C-USA) scored the game's first 17 points and, after the Miners (0-2, 0-1 C-USA) drew within 10 late in the third quarter, put it away with a 10-play, 87-yard drive, capped by Jordan Myers' three-yard scoring run.

Myers was one of three Owl backs to find the end zone, along with Sam Glaesmann and Nahshon Ellerbe who had scoring runs of five and three yards respectively.

Rice quarterback Glaesmann accounted for two touchdowns in all. His 52-yard pass to Aaron Cephus early in the third quarter gave the Owls the 17-0 lead.

The Owls led by 17 three times at 17-0, 24-7 and 31-14. UTEP pulled within 10 for the second time (24-14) on a one-yard run by Ryan Metz with 4:56 remaining but couldn't recover the onside kick.

The Miners were flustered offensively for the most part with 229 yards on 57 plays (4.0 average).

Rice gained 437 yards on 67 plays (6.5 average).

Rice had 192 yards at the half but UTEP was able to stay within striking distance at 10-0. The Owls opted to go for it on fourth and one at the UTEP six-yard line late in the second quarter, but Glaesmann fumbled at the five and the Miners' Nik Needham recovered to help keep it close.

Glaesmann finished 10-of-18 passing for 131 yards.

Metz completed 18-of-33 passes for 203 yards for the Miners. He threw a 44-yard touchdown pass to Warren Redix with 3:47 left in the third quarter.

Walter Dawn Jr. led UTEP with 24 yards rushing on nine carries, and Kavika Johnson was the top receiver with six catches for 67 yards.

Metz was sacked four times, and the Owls tallied eight tackles for losses with six quarterback hurries. Treyvon Hughes and Dante Lovilotte led the Miner defense with 11 tackles apiece. Alvin Jones had two quarterback hurries despite playing only the second half.

SCORING SUMMARY

| | 1ST | 2ND | 3RD | 4TH | F |
|------|-----|-----|-----|-----|----|
| RICE | 3 | 7 | 7 | 14 | 31 |
| UTEP | 0 | 0 | 7 | 7 | 14 |

QTR TIME SCORING PLAY

| | | |
|-----|-------|--|
| 1st | 11:07 | RICE - Will Harrison 36 yd field goal 10-56 3:53 |
| 2nd | 11:25 | RICE - Sam Glaesmann 5-yd run (Will Harrison kick) 7-40 3:29 |
| 3rd | 11:32 | RICE - Aaron Cephus 52 yd pass from Sam Glaesmann (Will Harrison kick) 4-77 2:03 |
| | 03:47 | UTEP - Warren Redix 44 yd pass from Ryan Metz (Brady Viles kick) 9-78 4:54 |
| 4th | 08:27 | RICE - Jordan Myers 3 yd run (Will Harrison kick) 10-87 5:31 |
| | 04:56 | UTEP - Ryan Metz 1 yd run (Brady Viles kick) 10-75 3:31 |
| | 03:15 | RICE - Nashon Ellerbe 3 yd run (Will Harrison kick) 5-55 1:40 |

TEAM STATISTICS

| | RICE | UTEP |
|------------------------|---------|---------|
| First Downs | 10 | 23 |
| Rushing Attempts-Yards | 40-135 | 47-171 |
| Passing Yards | 73 | 245 |
| Passes | 14-21-0 | 23-28-0 |
| Total Offense | 61-208 | 75-416 |
| Punt Returns-Yards | 1--7 | 4-32 |
| Kickoff Returns-Yards | 7-128 | 0-0 |
| Punts-Average | 11-34.2 | 5-50.4 |
| Fumbles-Lost | 3-1 | 1-1 |
| Penalties-Yards | 8-78 | 10-115 |
| Time of Possession | 33:59 | 26:01 |

INDIVIDUAL STATS

| | |
|---------------|---|
| Rushing | UTEP: Dawn Jr 9-24; Dove 7-19; Foster 1-15; Fields 1-3; Torrez 1(-)-9; Johnson 1(-)-10; Metz 4(-)-16. RICE: Steward 16-89; Ellerbe 11-63; Walter 4-32; Esukpa 3-30; Myers 3-29; Granson 2-25; Glaesmann 7-23; Montgomery 1-11; Walter, Aston. 1-6. |
| Passing | UTEP: Metz 18-33-0-203. RICE: Glaesmann 10-18-0-131. |
| Receiving | UTEP: Johnson 6-67; Lucero 3-31; Dawn Jr. 3-1; Juniel 2-15; Redix 1-44; Fields 1-18; Batson 1-16; Weeks 1-11. RICE: Myers 4-42; Stewart 3-34; Cephus 1-52; Granson 1-2; Smith 1-1. |
| Interceptions | UTEP: None. RICE: None. |
| Tackles | UTEP: Lovilotte 4-11; Hughes 2-11; Beverly 4-7; Cockrell 3-7; Jackson 0-7. RICE: Ellerbee 2-9; Padgett 4-7. Ibe 2-4; Gordon 0-4. |

T GAME THREE vs. ARIZONA



| | |
|---------------------------|----|
| ARIZONA | 63 |
| UTEP | 16 |
| SUN BOWL STADIUM (22,133) | |
| SEPTEMBER 15, 2017 | |

#5 THINGS

- Junior WR Terry Juniel registered a career-high 82 yards on a career-best four receptions. His previous high was a 44-yard effort on two catches at LA Tech (10/1/16).
- Senior LB Alvin Jones recorded 16 tackles, his 10th career double-digit tackle performance. Jones's 16 stops tied his career high.
- Alvin Jones recorded two sacks.
- Sophomore K Brady Viles nailed a 53-yard field goal, the first in his UTEP career. It was the longest field goal at UTEP since Dakota Warren hit a 57-yard field goal on Sept. 25, 2010 against Memphis.
- UTEP did not allow any points in the first quarter against Arizona. It's the first time in 16 games that the Miners shut out an FBS opponent during the first quarter.

Brandon Dawkins beat UTEP with his arm and legs, amassing 288 yards of total offense as Arizona sent the Miners to a third straight loss, 63-16 in the Sun Bowl.

Dawkins threw for 155 yards and rushed for 133 for The Wildcats (2-1), who scored the game's first 28 points.

UTEP (0-3) got on the board late in the second quarter on a nine-yard touchdown pass from Zack Greenlee to Tyler Batson. Later, the Miners added a 53-yard field goal by Brady Viles at the end of the half.

Following a scoreless first period, Arizona scored five times in the second quarter and led 35-9 at the break. The Miners had a couple of big turnovers in the second quarter that led to short scoring drives for the visitors.

Greenlee made the fifth start of his UTEP career and completed 11-of-17 passes for 104 yards with a touchdown. Redshirt freshman Mark Torrez also saw action at quarterback

and gave the Miners a spark early in the third quarter. The Eastwood High School graduate engineered a four-play, 76-yard drive, finishing it off with a six-yard rushing touchdown to cut Arizona's lead to 42-16.

The Wildcats scored the game's final 21 points.

Arizona gained 501 yards, including 326 rushing. The Miners once again had difficulty moving the ball, finishing with 218 yards on 53 plays including 17 yards rushing.

Terry Juniel posted four catches for a career-high 82 yards for UTEP. He was one of 10 players to catch a pass as the Miners spread it around on offense.

Kenyan Foster was a special teams standout for the Miners with four kickoff returns for 94 yards. Defensively, Alvin Jones matched his career-high with 16 tackles while adding two sacks and 1.5 tackles for losses.

SCORING SUMMARY

| | 1ST | 2ND | 3RD | 4TH | F |
|---------|-----|-----|-----|-----|----|
| ARIZONA | 0 | 35 | 14 | 14 | 63 |
| UTEP | 0 | 9 | 7 | 0 | 16 |

QTR TIME SCORING PLAY

| QTR | TIME | SCORING PLAY |
|-----|-------|--|
| 2nd | 14:57 | ARIZ - JJ Taylor 2 yd pass from Brandon Dawkins (Josh Pollack kick) 12-78 4:07 |
| | 09:45 | ARIZ - Shun Brown 36 yd pass from Brandon Dawkins (Josh Pollack kick) 8-86 3:39 |
| | 07:24 | ARIZ - Brandon Dawkins 5 yd run (Josh Pollack kick) 5-27 2:07 |
| 3rd | 05:34 | ARIZ - Shun Brown 63 yd punt return (Josh Pollack kick) |
| | 02:50 | UTEP - Tyler Batson 9 yd pass from Zach Greenlee (Brady Viles kick failed) 5-66 2:37 |
| | 00:36 | ARIZ - Brandon Dawkins 3 yd run (Josh Pollack kick) 3-5 1:42 |
| | 00:00 | UTEP - Brady Viles 53 yd field goal |
| 4th | 12:10 | ARIZ - Brandon Dawkins 13 yd run (Josh Pollack kick) 10-75 2:50 |
| | 09:54 | UTEP - Mark Torrez 6 yd run (Brady Viles kick) 4-76 2:11 |
| | 03:56 | ARIZ - Bryce Wolma 1 yd pass from Brandon Dawkins (Josh Pollack kick) 7-65 3:34 |
| 4th | 10:56 | ARIZ - Nathan Tilford 2-yd run (Josh Pollack kick) 13-56 6:51 |
| | 02:10 | ARIZ - Nathan Tilford 14-yd run (Lucas Havrisik kick) 7-53 3:07 |

TEAM STATISTICS

| | ARIZ | UTEP |
|------------------------|---------|---------|
| First Downs | 29 | 12 |
| Rushing Attempts-Yards | 65-326 | 14-17 |
| Passing Yards | 175 | 201 |
| Passes | 20-23-0 | 18-39-1 |
| Total Offense | 88-501 | 53-218 |
| Punt Returns-Yards | 3-67 | 0-0 |
| Kickoff Returns-Yards | 0-0 | 6-115 |
| Punts-Average | 3-30.3 | 7-43.7 |
| Fumbles-Lost | 1-1 | 1-1 |
| Penalties-Yards | 3-20 | 4-35 |
| Time of Possession | 38:37 | 21:23 |

INDIVIDUAL STATS

| | |
|-----------|---|
| Rushing | UTEP: Dove 5-17; Redix 1-6; Torrez 2-1; Johnson 1(-1); Dawn Jr. 4(-2); Greenlee 1(-4) |
| | ARIZ: Dawkins 14-133; Taylor 12-55; Wilson 13-39; Tilford 8-37; Green 10-36; Leon 5-29; Rodriguez 2(-1). |
| | UTEP: Torrez 6-21-0-59; Greenlee 11-17-1-104; Johnson 1-1-0-38. |
| Passing | ARIZ: Dawkins 18-21-0-155; Rodriguez 1-1-0-10; Tate 1-1-0-10. |
| | UTEP: Juniel 4-82; Dawn Jr 4-50; Batson 3-20; Fields 2-5; Lucero 1-14; Foster 1-13; Johnson 1-9; Redix 1-6; Weeks 1-2. |
| Receiving | ARIZ: Wolma 6-41; Johnson 4-45; Brown 3-42; Nunley 2-22; Taylor 2-3; Banda 1-10; Poindexter 1-7; Peterson 1-5. |
| | UTEP: None. |
| | ARIZ: Schooler 1-53 |
| Tackles | UTEP: Jones 4-15; Lovilotte 1-7; Jackson 0-7; Brown 3-6; Beverly 2-6. |
| | ARIZ: Whittaker 2-5; Fields 1-4; Rutt 1-4. |



T GAME FOUR AT NM STATE



| | |
|---------------------------------|----|
| UTEP | 14 |
| NM STATE | 41 |
| AGGIE MEMORIAL STADIUM (17,546) | |
| SEPTEMBER 23, 2017 | |

#5 THINGS

- Sophomore RB Quardraiz Wadley made his season debut and rushed for a career-high 77 yards on the night.
- Sophomore DB Justin Rogers intercepted a pass in the first quarter, the first for the UTEP defense this season, and his second of his career.
- Senior P Alan Luna booted eight punts for 353 yards (44.1 avg.).
- Junior DB Kalon Beverly and senior LB Dante Lovilotte each tallied eight tackles to lead the team.
- UTEP's 12-play, 81-yard scoring drive in the first quarter was the most plays and longest of the season to this point.

Larry Rose III rushed for 144 yards and scored three touchdowns, leading NM State to a 41-14 victory over UTEP at Aggie Memorial Stadium.

The Aggies (2-2) snapped the Miners' school-record eight-game winning streak in the First-Light Federal Credit Union Battle of I-10.

The Miners tried two different quarterbacks (Ryan Metz in the first half, Mark Torrez in the second half), but their offensive woes continued. They finished with 227 yards of offense, including 81 on their only scoring drive in the first quarter. Their other touchdown came on a 26-yard fumble recovery by Trace Mascorro late in the game.

Metz, returning to the lineup after missing a game with a shoulder injury, threw three interceptions in the first half and finished 6-of-18 passing for 54 yards. Torrez was 4-of-16 passing for 38 yards with two picks and also rushed seven times for 31 yards.

After the teams traded interceptions on their second offensive series, the Aggies drew first blood when Rose broke free for a 40-yard touchdown run.

The Miners tied it up with an impressive 12-play, 81-yard drive as Quardraiz Wadley, making his 2017 season debut, rushed four times for 30 yards in the sequence.

Metz targeted his tight ends on the drive as Josh Weeks and David Lucero reeled in passes of six

and 11 yards respectively. UTEP ate 6:52 off the clock on the series as Metz finished it off with a five-yard touchdown run.

In the first quarter, UTEP controlled the clock for 11:07 to NM State's 3:53.

The Aggies gave the Miners a taste of their own medicine in the second quarter as they took the ball at their own three-yard line and moved 97 yards on 15 plays over five minutes and 23 seconds. Rose scored on a 28-yard scamper, going over 100 yards for the game in the process and putting the Aggies ahead 14-7.

The Aggies increased their lead to 21-7 late in the second quarter when, on third and four deep in Miner territory, Metz's pass intended for Keynan Foster was picked off by the Aggies' Shamad Lomax and returned 19 yards for a touchdown.

The Miners got within field goal range right before halftime, but Lomax picked off Metz to end the scoring threat.

The Aggies put together a seven-play, 60-yard drive in the third quarter as Rose found the end zone for the third time. His two-yard TD reception from Tyler Rogers made it 27-7 in favor of NM State.

Wadley had a promising start to his sophomore season, gaining 77 yards on 19 carries.

SCORING SUMMARY

| | 1ST | 2ND | 3RD | 4TH | F |
|----------|-----|-----|-----|-----|----|
| UTEP | 7 | 0 | 0 | 7 | 14 |
| NM STATE | 7 | 14 | 13 | 7 | 41 |

QTR TIME SCORING PLAY

| | | |
|-----|-------|---|
| 1st | 09:45 | NMSU - Larry Rose III 40 yd run (Dylan Brown kick) 1-40 0:10 |
| | 02:48 | UTEP - Ryan Metz 5 yd run (Brady Viles kick) 12-81 6:52 |
| 2nd | 09:02 | NMSU - Larry Rose III 28 yd run (Dylan Brown kick) 15-97 5:23 |
| | 01:37 | NMSU - Shamad Lomax 19 yd interception return (Dylan Brown kick) |
| 3rd | 07:44 | NMSU - Larry Rose III 2 yd pass from Tyler Rogers (Dylan Brown kick) 7-60 2:44 |
| | 03:57 | NMSU - Conner Cramer 10 yd pass from Tyler Rogers (Dylan Brown kick failed) 6-64 2:28 |
| 4th | 11:35 | NMSU - Tyler Rogers 4 yd run (Dylan Brown kick) 9-85 3:25 |
| | 01:51 | UTEP - Trace Mascorro 26 yard fumble recovery (Brady Viles kick) |

TEAM STATISTICS

| | UTEP | NMSU |
|------------------------|---------|---------|
| First Downs | 15 | 21 |
| Rushing Attempts-Yards | 36-135 | 29-179 |
| Passing Yards | 92 | 283 |
| Passes | 10-34-5 | 26-43-1 |
| Total Offense | 70-227 | 72-462 |
| Punt Returns-Yards | 3-10 | 1-5 |
| Kickoff Returns-Yards | 6-124 | 1-0 |
| Punts-Average | 8-44.1 | 7-40.0 |
| Fumbles-Lost | 0-0 | 1-1 |
| Penalties-Yards | 9-67 | 11-103 |
| Time of Possession | 30:25 | 29:35 |

INDIVIDUAL STATS

| | |
|---------------|---|
| Rushing | UTEP: Wadley 19-77; Torrez 7-31; Metz 4-12; Dove 4-9; Foster 1-4; Fields 1-2. NMSU: Rose III 17-144; Huntley 7-35; Rogers 1-4; Gibson 2-0. |
| Passing | UTEP: Metz 6-18-3-54; Torrez 4-16-2-38. NMSU: Rogers 26-43-1-283. |
| Receiving | UTEP: Lucero 2-29; Batson 2-28; Sinegal 2-15; Johnson 1-8; Weeks 1-6; Foster 1-3; Juniel 1-3. NMSU: Scott 4-74; Cramer 4-51; Boone 4-40; Rose III 4-40; Lottie 2-33; Muse 2-31; Huntley 2-5; Roberts 1-4; Yarberough 1-4; Aganon 1-1; Clark 1-0. |
| Interceptions | UTEP: Rogers 1-0 NMSU: Lomax 3-19; Hanks 1-4; Laforce 1-0. |
| Tackles | UTEP: Lovilotte 3-8; Beverly 2-8; Cockrell 4-6; Jones 4-6; Rogers 4-5. NMSU: Fa'amasino 3-16; Harrington 4-9; Lomax 4-9; Hanks 3-8; Demby 1-5. |

T GAME FIVE AT ARMY



| | |
|--------------------------------|----|
| UTEP | 21 |
| ARMY | 35 |
| MICHIE STADIUM (31,113) | |
| SEPTEMBER 30, 2017 | |

#5 THINGS

1. Quardraiz Wadley rushed for 156 yards, a career high. His previous high was 77 yards at NM State (Sept. 23). Wadley gained 171 yards of total offense.
2. Kahani Smith tallied UTEP's second defensive score after he took an interception 52 yards late in the fourth quarter. It was the first pick-six for UTEP since 2015.
3. Jamar Smith tallied a tackle for loss in the fourth quarter, the first of his UTEP career. Smith also registered a career-high six tackles.
4. UTEP rushed for a season-high 152 yards. The previous high was 135 yards at NM State the week prior (Sept. 23).
5. Tyler Batson gained a season-high 80 yards on five catches.

UTEP tied the contest 14-14 with 35 seconds left in the second quarter after a Zack Greenlee to David Lucero touchdown, but Army West Point used a 21-7 second half to get past the Miners, 35-21, on a brisk and misty Saturday afternoon at Michie Stadium.

Quardraiz Wadley was a bright spot for the Miners (0-5), as he gained a career-high 156 yards and his first career touchdown. The sophomore running back used patience and hit the holes to gain big yards, including long runs of 19, 18 and 13 yards. Wadley also tallied his first career catch for 15 yards.

The Miners gained season-highs in rushing yards (152) and first downs (16).

Wadley put UTEP on the board first on a one-yard rush in the first quarter. It was Wadley's first career score and the first lead for the Miners in 2017. UTEP took the ball 81 yards on 15 plays (8:23), while Wadley accounted for 67 of those yards on nine carries.

Army answered with a five-play, 75-yard drive (2:32) that was capped by a Davidson 32-yard touchdown.

The Black Knights then took a 14-7 lead on a 92-yard, 12-play scoring drive that resulted in a Calen Holt 19-yard touchdown. It was Army's second 90-plus yard scoring drive of the season.

The Miners tied the game right before the half as Greenlee, who replaced injured Ryan Metz in the first quarter, led the charge on an eight-play, 73-yard drive (2:39) that resulted in Lucero's first touchdown in a UTEP uniform – a two-yard reception. Lucero's score was his first as a Division I football player as he found the end zone at Arizona Western Community College in 2016.

But Army gained momentum and used a pair of third-quarter drives to take a 28-14 lead.

Kahani Smith highlighted the defense with a 52-yard pick-six late in the contest, UTEP's first pick-six since 2015.

The UTEP defense had a chance to give the ball back to their offense, but Army fought for a first down on a fourth-and-2 late in the game to seal the win; Bradshaw gained three yards on the play.

Alvin Jones and Treyvon Hughes each tallied eight tackles to lead the defense, while Devin Cockrell and Jamar Smith recorded six stops each. For Smith, it was a career high. Trace Mascorro, who scored a defensive touchdown the previous week at NM State, registered a career-best four tackles at the nose tackle position.

Tyler Batson hauled in five passes for a season-high 80 yards, while Lucero finished with 15 yards on a trio of receptions.

SCORING SUMMARY

| | 1ST | 2ND | 3RD | 4TH | F |
|------|-----|-----|-----|-----|----|
| UTEP | 7 | 7 | 0 | 7 | 21 |
| ARMY | 0 | 14 | 14 | 7 | 35 |

QTR TIME SCORING PLAY

| | | |
|-----|-------|--|
| 1st | 01:17 | UTEP - Quardraiz Wadley 1 yd run (Brady Viles kick) 15-81 8:23 |
| 2nd | 13:45 | ARMY - Andy Davidson 32 yd run (Blake Wilson kick) 5-75 2:32 |
| | 02:47 | ARMY - Calen Holt 19 yd run (Blake Wilson kick) 12-93 7:30 |
| | 00:35 | UTEP - David Lucero 2 yd pass from Zach Greenlee (Brady Viles kick) 8-73 2:04 |
| 3rd | 12:31 | ARMY - Connor Slomka 3 yd run (Blake Wilson kick) 5-73 2:21 |
| | 08:55 | ARMY - Jordan Asberry 42 yd pass from Ahmad Bradshaw (Blake Wilson kick) 3-55 1:25 |
| 4th | 13:48 | ARMY - Connor Slomka 13 yd run (Blake Wilson kick) 11-91 6:14 |
| | 05:18 | UTEP - Kahani Smith 52 yd interception return (Brady Viles kick) |

TEAM STATISTICS

| | UTEP | ARMY |
|------------------------|--------|--------|
| First Downs | 16 | 22 |
| Rushing Attempts-Yards | 37-152 | 50-353 |
| Passing Yards | 110 | 80 |
| Passes | 9-18-0 | 3-7-1 |
| Total Offense | 55-262 | 57-433 |
| Punt Returns-Yards | 0-0 | 2-9 |
| Kickoff Returns-Yards | 6-105 | 2-25 |
| Punts-Average | 5-37.8 | 2-41.5 |
| Fumbles-Lost | 1-0 | 0-0 |
| Penalties-Yards | 5-50 | 6-47 |
| Time of Possession | 28:27 | 31:33 |

INDIVIDUAL STATS

| | |
|---------------|---|
| Rushing | UTEP: Wadley 28-156; Dove 1-17; Metz 3-7; Dawn Jr. 1-(-11); Greenlee 4-(-17). ARMY: Davidson 14-100; Bradshaw 11-93; Holt 5-52; Slomka 10-46; Walker 5-36; Asberry 4-24; Wisham Jr. 1-2. |
| Passing | UTEP: Greenlee 7-13-0-88; Metz 2-5-0-22. ARMY: Bradshaw 3-5-0-80; Hopkins Jr. 0-1-0-0; Langdon 0-1-1-0. |
| Receiving | UTEP: Batson 5-80; Lucero 3-15; Wadley 1-15. ARMY: Asberry 1-42; Ejekam 1-24; Adams 1-14. |
| Interceptions | UTEP: Smith 1-52 ARMY: None. |
| Tackles | UTEP: Hughes 4-8; Jones 3-8; Cockrell 3-6; Smith 3-6; Needham 2-5; Logan 1-5. ARMY: Nachtigal 3-11; Aukerman 5-5; Christiansen 4-4; Reynolds 2-4; Ramirez 2-4. |



T GAME SIX vs. WKU



| | |
|---------------------------|----|
| WKU | 15 |
| UTEP | 14 |
| SUN BOWL STADIUM (20,418) | |
| OCTOBER 7, 2017 | |

#5 THINGS

1. UTEP registered a season-high 287 yards of total offense, including a season-best 163 yards rushing.
2. Sophomore RB Kevin Dove rushed for a career-high 69 yards on a career-most 15 attempts. Dove also compiled a career-long rush of 23 yards during the fourth quarter.
3. Alvin Jones racked up 12 more tackles, his 11th career double-digit performance.
4. The UTEP defense allowed a season-low 282 yards of total offense. It's the lowest against an FBS program since yielding 205 yards at North Texas in the 2015 season finale.
5. Senior LB Julian Jackson registered a career-high eight tackles. His previous high was seven – done three times in his first three games in a UTEP uniform.

UTEP came oh, so close to knocking off two-time defending Conference USA champion WKU. But the Miners missed three field goals, and the Hilltoppers escaped with a 15-14 victory in the Sun Bowl.

UTEP (0-6, 0-2 C-USA) turned in its best defensive effort of the season, holding high-powered WKU (3-2, 1-1 C-USA) to 282 yards of offense, including 208 passing. UTEP actually gained five more yards (287) than the Hilltoppers despite playing the last three quarters without running back Quardraiz Wadley, who suffered an apparent knee injury. Wadley finished with 39 yards on seven carries.

WKU scored the game's first touchdown early in the second quarter on a five-yard run by Mike White. The Hilltoppers went for the two-point conversion and got it, as Drew Eckels connected with Deon Yelder in the end zone. That ended up looming large in a one-point game.

UTEP cut it to 8-7 on a 15-yard TD pass from Zack Greenlee to Kavika Johnson, and the Miners took the lead when Greenlee scampered five yards into the end zone shortly before halftime.

UTEP couldn't capitalize on getting the ball to start the third quarter and the Hilltoppers took advantage, moving 80 yards on 13 plays and surging ahead 15-14 on a one-yard run by White.

That turned out to be the final score of the game, although the Miners had their chances. They moved deep into Hilltopper territory twice in the second half, but Brady Viles missed a 47-yard field goal late in the third quarter, and a 41-yard field goal with 2:01 to go. Earlier in the game, he misfired on a 34-yard attempt.

UTEP still had three timeouts, but on third and five at the WKU 28-yard line, White found Yelder for an 11-yard completion and a first down that ended the Miners' comeback chances.

White completed 24-of-37 passes for 208 yards. Greenlee completed 12-of-22 passes for 124 yards for the Miners, but did more damage with his legs. He rushed eight times for 46 yards.

In Wadley's absence, the Miners got rushing production from Greenlee and Kevin Dove, who gained 69 yards on 15 attempts.

Neither team committed a turnover.

Alvin Jones tallied 12 tackles, a sack and 2.5 tackles for losses for UTEP, while Michael Lewis chipped in with a pass break-up and quarterback hurry. The Miners were credited with eight tackles for losses in all.

UTEP controlled the clock for 33:02 and had over nine minutes of possession time in both the second and third quarters.

SCORING SUMMARY

| | 1ST | 2ND | 3RD | 4TH | F |
|------|-----|-----|-----|-----|----|
| WKU | 0 | 8 | 7 | 0 | 15 |
| UTEP | 0 | 14 | 0 | 0 | 14 |

QTR TIME SCORING PLAY

| | | |
|-----|-------|---|
| 2nd | 10:14 | WKU - Mike White 5 yd run (Deon Yelder pass from Drew Eckels) 8-45 2:52 |
| | 04:49 | UTEP - Kavika Johnson 15 yd pass from Zack Greenlee (Brady Viles kick) 10-75 5:25 |
| | 01:22 | UTEP - Zack Greenlee 5 yd run (Brady Viles kick) 3-38 1:23 |
| 3rd | 07:24 | WKU - Mike White 1 yd run (Ryan Nuss kick) 13-80 3:53 |

TEAM STATISTICS

| | WKU | UTEP |
|------------------------|---------|---------|
| First Downs | 18 | 15 |
| Rushing Attempts-Yards | 33-74 | 36-163 |
| Passing Yards | 208 | 124 |
| Passes | 24-37-0 | 12-22-0 |
| Total Offense | 70-282 | 58-287 |
| Punt Returns-Yards | 1-2 | 2-35 |
| Kickoff Returns-Yards | 1-16 | 0-0 |
| Punts-Average | 6-44.8 | 5-47.8 |
| Fumbles-Lost | 1-0 | 1-0 |
| Penalties-Yards | 6-49 | 7-68 |
| Time of Possession | 26:58 | 33:02 |

INDIVIDUAL STATS

| | |
|---------------|--|
| Rushing | UTEP: Dove 15-69; Greenlee 8-46; Wadley 7-38; Fields 4-7; Johnson 1-4. WKU: Moses 19-50; Ferby 4-15; White 6-6; Echols-Luper 1-3; Trigg 2-1. |
| Passing | UTEP: Greenlee 12-22-0-124. WKU: White 24-37-0-208. |
| Receiving | UTEP: Lucero 3-14; Brown 2-32; Dove 2-7; Dawn Jr. 1-31; Johnson 1-15; Redix 1-10; Batson 1-10; Touris 1-5. WKU: Moses 6-37; Lane 4-35; Jackson 3-56; Yelder 3-31; Fant 3-23; Ferby 2-7; Echols-Luper 1-11; Towner 1-6; Trigg 1-2. |
| Interceptions | UTEP: None. WKU: None. |
| Tackles | UTEP: Jones 5-12; Lewis 5-9; Jackson 4-8; Logan 2-6; Needham 3-5; Mascorro 1-5. WKU: Iyiebuniwe 3-9; Whyte 3-8; Gardner 2-6; Key 2-6; Darden 2-5; Bertram 1-5; Overstreet 1-5; Wiggins 1-5. |

T GAME SEVEN AT SOUTHERN MISS



| | |
|-------------------------------|----|
| UTEP | 0 |
| SOUTHERN MISS | 24 |
| M.M. ROBERTS STADIUM (21,970) | |
| OCTOBER 14, 2017 | |

#5 THINGS

1. DB Devin Cockrell intercepted a pass in the first quarter, his first of 2017 and first since 2014 at Rice (Nov. 24). Cockrell now has now picked off three passes during his career. His first came at Middle Tennessee in 2013.
2. DB Kahani Smith intercepted his second pass of 2017 during the second quarter in the end zone. Smith also registered a career-high six tackles.
3. UTEP forced three turnovers – all in the first half. The last time the Miners forced a trio of turnovers came on Oct. 24, 2105 against Florida Atlantic.
4. UTEP registered a season-high six third-down conversions (6-of-15).
5. LB Alvin Jones tallied 10 tackles on the night. It's his 12th career double-digit performance of his career and third of the season.

Ito Smith rushed for 120 yards and two touchdowns, spoiling a solid performance by the UTEP defense as Southern Miss shut out the Miners, 24-0, at M.M. Roberts Stadium.

The Miners (0-7, 0-3 C-USA) allowed 286 yards through three quarters before finally wearing down in the final period, when Southern Miss (4-2, 2-1 C-USA) scored the game's final 10 points.

The Miners finished with six first downs and 147 yards of offense.

The Golden Eagles got on the board with 8:26 remaining in the first quarter when Keon Howard threw a 52-yard touchdown pass to Jaylond Adams.

After that, the defense stepped up and limited Southern Miss to 102 yards on its next five drives. The Miners also forced a season-high three turnovers in the first half as Devin Cockrell and Kahani Smith picked off passes, and Sky Logan recovered a fumble.

But the defense was put in a precarious position when Kevin Dove fumbled at the UTEP one-yard line in the final minute of the half. On the next play, Smith plowed into the end zone for his first score (two yards) and the Golden Eagles were up 14-0 at the midway point.

The defense continued to shine in the third quarter but finally broke in the final period, when Southern Miss completed a 13-play, 80-yard drive with a 20-yard touchdown run by Smith. Later, the Golden Eagles tacked on a 38-yard field goal by Parker Shaunfield.

Zack Greenlee started at quarterback for the Miners and completed 5-of-10 passes for 63 yards before getting injured. His replacement, Ryan Metz, finished 9-of-17 passing for 67 yards with an interception.

UTEP wasn't able to get the ground game percolating as it gained 17 yards on 22 carries. Terry Juniell led the Miners in the passing attack with five catches for 46 yards. Juniell also had a couple of kickoff returns for 75 yards with a long of 38.

Southern Miss quarterback Howard threw for 221 yards, completing 16-of-27 passes with a TD and two interceptions. Adams tallied 104 yards on a pair of receptions.

Southern Miss recorded 423 yards of offense, with 303 coming on four drives (40 plays). The rest of the night, the Golden Eagles managed 120 yards on 32 plays.

Alvin Jones led the Miners with 10 tackles. Devin Cockrell, Dante Lovilotte, Dylan Parsee and Smith added six tackles apiece.

SCORING SUMMARY

| | 1ST | 2ND | 3RD | 4TH | F |
|---------------|-----|-----|-----|-----|----|
| UTEP | 0 | 0 | 0 | 0 | 0 |
| SOUTHERN MISS | 7 | 7 | 0 | 10 | 24 |

QTR TIME SCORING PLAY

| | | |
|-----|-------|--|
| 1st | 08:26 | USM - Jaylond Adams 52 yd pass from Keon Howard (Parker Shaunfield kick) 4-79 1:38 |
| 2nd | 00:41 | USM - Ito Smith 2 yard run (Parker Shaunfield kick) 1-2 0:04 |
| 4th | 10:39 | USM - Ito Smith 20 yd run (Parker Shaunfield kick) 13-80 6:19 |
| | 03:08 | USM - Parker Shaunfield kick 38 yd field goal 11-74 7:00 |

TEAM STATISTICS

| | UTEP | USM |
|------------------------|---------|---------|
| First Downs | 6 | 20 |
| Rushing Attempts-Yards | 22-17 | 45-202 |
| Passing Yards | 130 | 221 |
| Passes | 14-28-1 | 16-27-2 |
| Total Offense | 50-147 | 72-423 |
| Punt Returns-Yards | 3-0 | 3-0 |
| Kickoff Returns-Yards | 2-75 | 1-23 |
| Punts-Average | 7-42.7 | 3-35.5 |
| Fumbles-Lost | 3-2 | 2-1 |
| Penalties-Yards | 5-45 | 10-94 |
| Time of Possession | 24:48 | 35:12 |

INDIVIDUAL STATS

| | |
|---------------|--|
| Rushing | UTEP: Fields 6-13; Greenlee 3-12; Awatt 3-5; Dove 7-2; Torrez 2-(-6); Metz 1-(-9). USM: Smither 28-120; Parks 8-47; Howard 5-30; Staggers 1-10; Adams 1-6. |
| Passing | UTEP: Metz 9-17-1-67; Greenlee 5-10-0-63. USM: Howard 16-27-2-221. |
| Receiving | UTEP: Juniell 5-46; Brown 2-34; Johnson 2-25; Lucero 2-(-1); Dawn Jr. 1-15; Batson 1-9; Dove 1-2. USM: Robertson 5-52; Smith 3-24; Adams 2-104; Staggers 2-6; Jones 2-5; Parks 1-22; Watkins 1-8. |
| Interceptions | UTEP: Smith 1-0; Cockrell 1-0. USM: Armstrong 1-0. |
| Tackles | UTEP: Jones 4-10; Parsee 4-6; Smith 4-6; Cockrell 4-6; Lovilotte 2-6; Montegut 3-5. USM: Mikell 6-6; Applewhite 5-5; Riley 2-4; Schrimsher 1-4. |



T GAME EIGHT vs. UTSA



| | |
|---------------------------|----|
| UTSA | 31 |
| UTEP | 14 |
| SUN BOWL STADIUM (19,456) | |
| OCTOBER 28, 2017 | |

#5 THINGS

1. Senior QB Zack Greenlee recorded his second rushing touchdown of the season on a six-yard scamper in the second quarter.
2. Freshman RB Joshua Fields scored his first career touchdown, a five-yard plunge late in the second quarter. Fields rushed for a career-high 41 yards on a career-most 11 carries. Fields also registered a career-long 17-yard dash in the third quarter.
3. UTEP rushed for multiple touchdowns for the first time in 2017.
4. Junior DB Kalon Beverly registered a career-high three pass breakups, surpassing his previous high of two, which was done in 2016 at UTSA. Beverly also tied his career high with nine tackles.
5. Junior DB Nik Needham tied his career best with nine tackles.

Jalen Rhodes rushed for two touchdowns, and Devron Davis had a crucial interception for a touchdown early in the fourth quarter as UTSA beat UTEP, 31-14, in the Sun Bowl.

For the fifth time in as many games in the series, the visiting team was victorious as UTSA moved to 5-2 overall (2-2 Conference USA) and UTEP fell to 0-8 overall and 0-4 in league play.

The Miners fell behind 17-0 midway through the second period, but rallied with back-to-back touchdowns to make it a three-point game at halftime. Zack Greenlee finished off a seven-play, 70-yard drive with a six-yard touchdown run. Then the Miners capitalized on an interception by Roadrunner quarterback Dalton Sturm, as El Paso native Joshua Fields scored his first college touchdown on a five-yard scamper to cap a 40-yard drive. Justin Rogers picked off the pass, tying him for team-high honors with two interceptions.

The 17-14 score held up until late in the third quarter, when Rhodes punched it into the end zone from one yard out to put the Roadrunners up by 10.

The Miners fought gamely but wouldn't score again, and Davis dealt the crippling blow by

picking off Greenlee on a third-and-five deep in UTEP territory early in the fourth quarter before running 22 yards to the end zone.

Rhodes ran 14 times for 66 yards, but he was UTSA's third-leading rusher as Tyrell Clay gained 71 yards and Sturm added 67. The Roadrunners ended the night with 393 yards of offense, including 205 rushing. Sturm completed 18-of-30 passes for 188 yards.

Greenlee was 8-of-29 passing for 133 yards for the Miners, who were held to 243 yards by Conference USA's top defensive unit. Erik Brown snared three catches for 52 yards, and Tyler Batson had two catches for 45 yards.

UTEP's all-time leading rusher, native El Pasoan and Green Bay Packers rookie standout Aaron Jones returned to the Sun Bowl for the game.

Kalon Beverly, Alvin Jones and Nik Needham tied for game-high honors with nine tackles apiece for UTEP.

SCORING SUMMARY

| | 1ST | 2ND | 3RD | 4TH | F |
|------|-----|-----|-----|-----|----|
| UTSA | 3 | 14 | 7 | 7 | 31 |
| UTEP | 0 | 14 | 0 | 0 | 14 |

QTR TIME SCORING PLAY

| | | |
|-----|-------|---|
| 1st | 09:52 | UTSA - Jared Sackett 20 yd field goal 9-32 3:57 |
| 2nd | 10:59 | UTSA - Jalen Rhodes 17 yd run (Jared Sackett kick) 10-80 4:56 |
| | 07:48 | UTSA - Kerry Thomas Jr. 48 yd pass from Dalton Sturm (Jared Sackett kick) 3-80 1:24 |
| | 03:41 | UTEP - Zack Greenlee 6 yd run (Jason Filley kick) 7-70 3:59 |
| | 01:30 | UTEP - Joshua Fields 5 yd run (Jason Filley kick) 4-40 1:29 |
| 3rd | 01:22 | UTSA - Jalen Rhodes 1 yd run (Jared Sackett kick) 17-85 8:28 |
| 4th | 10:58 | UTSA - Devron Davis 22 yd interception return (Jared Sackett kick) |

TEAM STATISTICS

| | UTSA | UTEP |
|------------------------|---------|--------|
| First Downs | 22 | 10 |
| Rushing Attempts-Yards | 42-205 | 26-110 |
| Passing Yards | 188 | 133 |
| Passes | 18-30-1 | 8-29-2 |
| Total Offense | 72-393 | 55-243 |
| Punt Returns-Yards | 3-49 | 2-6 |
| Kickoff Returns-Yards | 0-0 | 4-91 |
| Punts-Average | 5-44.8 | 7-42.1 |
| Fumbles-Lost | 0-0 | 0-0 |
| Penalties-Yards | 8-47 | 4-51 |
| Time of Possession | 34:25 | 25:35 |

INDIVIDUAL STATS

| | |
|---------------|--|
| Rushing | UTEP: Dove 9-46; Fields 12-44; Greenlee 3-14; Dawn Jr. 1-4; Brown 1-2. UTSA: Clay 15-71; Sturm 10-67; Rhodes 14-66; Campbell Jr. 1-4. |
| Passing | UTEP: Greenlee 8-29-2-133. UTSA: Sturm 18-30-1-188. |
| Receiving | UTEP: Brown 3-52; Batson 2-45; Lucero 1-14; Dawn Jr. 1-12; Juniel 1-10. UTSA: Campbell Jr. 5-40; Stewart 4-46; Rhodes 3-20; Thomas Jr. 2-49; Moorhead 2-12; Jones 1-14; Clay 1-7. |
| Interceptions | UTEP: Rogers 1-0. UTSA: Davis 1-22; Gaines 1-15. |
| Tackles | UTEP: Needham 6-9; Jones 5-9; Beverly 5-9; Lewis 6-8; Jackson 4-7; Logan 2-6. UTSA: Newton 1-5; Bass 1-5; Austin III 2-3; Jupe 2-3; Gaines 2-3; Levine 1-3; Curry 1-3; Johnson 1-3. |

T GAME NINE AT MIDDLE TENNESSEE



| | |
|--|----|
| UTEP | 3 |
| MIDDLE TENNESSEE | 30 |
| FLOYD STADIUM (11,411) NOVEMBER 4, 2017 | |

#5 THINGS

1. True freshman RB Joshua Fields gained a career-high 87 yards on a career-most 17 attempts, including a career long 27-yard dash that helped set up a UTEP field goal.
2. UTEP walk-on junior K/P Jason Filley connected on his first career field goal, a 26-yard make in the third quarter.
3. Senior P Alan Luna punted nine times for a career-high 414 yards (46.0 avg.).
4. Junior LS Jake Sammut tallied a pair of tackles – the first of his career – and downed a punt.
5. Junior WR Warren Redix caught three passes for 19 yards to lead the Miners. Redix's nine-yard reception in the first quarter was his first catch since Oct. 7 against WKU.

True freshman running back and El Paso native Joshua Fields produced a career-high 87 yards on 17 carries (5.1 avg.), but Middle Tennessee halted a two-game skid after getting past UTEP, 30-3, at Floyd Stadium.

The Miners (0-9, 0-5 Conference USA) struggled on offense, gaining 137 yards and six first downs, while the Blue Raiders (4-5, 2-3 C-USA) registered 400 yards of offense and 18 first downs.

Brent Stockstill, who was a game-time decision, made his first start since Sept. 9 at Syracuse. The junior threw for 190 yards on 13-of-30 passing and three scores. Nik Needham intercepted one of Stockstill's passes, as it was Needham's first of 2017 and second in his career.

Middle Tennessee got on the board first after Canon Rooker connected on a career-long 51-yard field goal.

The Blue Raiders then took a 17-0 lead after a pair of Stockstill touchdown tosses. The first came with 16 second left in the first quarter, a 25-yard hookup to Ty Lee, while the second was a five-yard pass to Jimmy Marshall in the second quarter at the 4:35 mark.

After a Tavares Thomas two-yard touchdown run put MT up 24-0, UTEP walk-on kicker Jason Filley got the Miners on the board with his first career field goal, a 26-yard kick with over six minutes to play in the third quarter. The drive went 67 yards on 15 plays (6:46) as Fields gained 61 of those yards on eight attempts. Fields, on the scoring push, got the Miners past midfield after he gained a career-long 27-yard rush to the Middle Tennessee 48-yard line and hit a first down on a fourth down three-yard run in the red zone to keep the drive going.

Alan Luna gathered a career-high 414 yards on nine boots (46.0 avg.). Dante Lovilotte led the defense with seven tackles, while Needham recorded six tackles. Terry Juniel ran a kickoff back 49 yards, the third-longest of his career, and averaged 29.0 yards on three kickoff returns. Juniel also gained 13 yards on three receptions. Warren Redix led the offense with 19 yards on a trio of catches.

SCORING SUMMARY

| | 1ST | 2ND | 3RD | 4TH | F |
|------------------|-----|-----|-----|-----|----|
| UTEP | 0 | 0 | 3 | 0 | 3 |
| MIDDLE TENNESSEE | 10 | 7 | 7 | 6 | 30 |

QTR TIME SCORING PLAY

| | | |
|-----|-------|--|
| 1st | 09:11 | MT - Canon Rooker 51 yd field goal 6-29 1:28 |
| | 00:16 | MT - Ty Lee 25 yd pass from Brent Stockstill (Canon Rooker kick) 6-62 2:07 |
| 2nd | 04:35 | MT - Jimmy Marshall 5 yd pass from Brent Stockstill (Canon Rooker kick) 11-82 2:57 |
| 3rd | 13:23 | MT - Tavares Thomas 2 yd run (Canon Rooker kick) 2-24 0:32 |
| | 06:37 | UTEP - Jason Filley 26 yd field goal 15-67 6:46 |
| 4th | 10:30 | MT - Tavonn Salter 10 yd pass from Brent Stockstill (Canon Rooker kick failed) 5-29 2:46 |

TEAM STATISTICS

| | UTEP | MT |
|------------------------|---------|---------|
| First Downs | 6 | 18 |
| Rushing Attempts-Yards | 32-89 | 36-210 |
| Passing Yards | 48 | 190 |
| Passes | 10-23-0 | 13-30-1 |
| Total Offense | 55-137 | 66-400 |
| Punt Returns-Yards | 1-4 | 5-56 |
| Kickoff Returns-Yards | 2-115 | 6-375 |
| Punts-Average | 9-46.0 | 5-42.2 |
| Fumbles-Lost | 0-0 | 0-0 |
| Penalties-Yards | 6-60 | 9-92 |
| Time of Possession | 30:07 | 29:53 |

INDIVIDUAL STATS

| | |
|---------------|---|
| Rushing | UTEP: Fields 17-87; Dove 3-7; Wadley 4-6; Juniel 1-4; Metz 7-(-15). MT: Anderson 12-68; Thomas 9-68; Bruce 6-24; Banks 4-23; Lee 2-21; Garnett 1-8; West 1-5; Stockstill 1-(-7). |
| Passing | UTEP: Metz 10-23-0-48. MT: Stockstill 13-30-1-190. |
| Receiving | UTEP: Redix 3-19; Juniel 3-13; Brown 2-17; Fields 1-3; Dawn Jr. 1-(-4). MT: Lee 6-80; Tucker 2-63; Salter 2-37; Marshall 1-5; Smith 1-3; Anderson 1-2. |
| Interceptions | UTEP: Needham 1-0. MT: None. |
| Tackles | UTEP: Lovilotte 6-7; Needham 4-6; Smith 5-0; Rogers 4-5; Jackson 4-5. MT: Moffatt 6-7; Minter 5-0; Sanders 4-5; Brooks 4-0; Ferguson 3-4. |



T GAME 10 AT NORTH TEXAS



| | |
|-------------------------|----|
| UTEP | 10 |
| NORTH TEXAS | 45 |
| APOGEE STADIUM (26,108) | |
| NOVEMBER 11, 2017 | |

#5 THINGS

1. Junior DB Kahani Smith registered a career-high nine tackles at North Texas, surpassing his previous high of five stops against Arizona.
2. The UTEP defense has scored three defensive touchdowns in 2017, two by Kahani Smith and one by Trace Mascorro. It's the most since scoring a trio of defensive touchdowns in 2005.
3. Junior DB Nik Needham registered his team-leading eighth pass breakup.
4. Senior LB Alvin Jones registered seven more tackles, giving the senior 321, the second-most tackles at UTEP since the 2000 season.
5. Kahani Smith notched his second defensive score of the season, becoming the first Miner to score two defensive touchdowns since Quintin Demps did so in 2007.

North Texas quarterback Mason Fine threw for four scores, Jeffery Wilson rushed for 144 yards with a touchdown and North Texas (7-3, 6-1 Conference USA) took care of UTEP (0-10, 0-6 C-USA), 45-10, on a chilly night at Apogee Stadium.

The Miners' offense struggled again, gaining 231 yards and 15 first downs to the Mean Green's 472 yards of total offense and 27 first downs.

But after the Miners battled in the first half, finding themselves down 14-7, the Mean Green outscored their opponent 31-3 in the second half.

The contest started on a positive note as the Miners took a 7-0 lead early in the first quarter when senior Alvin Jones forced his third fumble of the season. Junior Kahani Smith scooped up the loose ball and returned it 45 yards for a touchdown to quiet the raucous crowd of 26,108. It was Smith's second touchdown of the season and the third overall for the UTEP defense in 2017.

The Mean Green, however, answered as Fine and Jaelon Darden triggered a run of 14 straight points.

The UTEP defense got off to a sluggish start in the second half as North Texas opened the half with a 75-yard scoring drive on eight plays that resulted in a Wilson one-yard touchdown to make the score 21-7.

The offense showed signs of life after UTEP scored on its first possession of the second half. Zack Greenlee, on a first-and-10 from the UTEP 39, threw up a jump ball as he was being rushed only for Warren Redix to come down with it against a pair of defenders for a gain of 34 yards to the North Texas 27-yard line. Following an incomplete pass, Greenlee used a career-long 15-yard dash to get to the 12-yard line after almost being sacked. But the Miners could only muster up three more yards and settled for a Jason Filley 27-yard made field goal attempt (21-10).

With the score 28-10 after a Rico Bussey 60-yard touchdown pass from Fine, the Mean Green put the game away to begin the fourth quarter after Fine completed his fourth touchdown pass, this time to Jalen Guyton on a two-yard toss, giving North Texas a 35-10 lead.

Smith had a nice game as he registered a career-best nine tackles to go along with his touchdown.

Senior Devin Cockrell recorded eight tackles, while Julian Jackson and Jones had seven stops each.

Eddie Sinegal, who entered the game with five catches, led the Miners with six receptions for 38 yards. Terry Juniel tallied four receptions for 38 yards.

SCORING SUMMARY

| | 1ST | 2ND | 3RD | 4TH | F |
|-------------|-----|-----|-----|-----|----|
| UTEP | 7 | 0 | 3 | 0 | 10 |
| NORTH TEXAS | 7 | 7 | 14 | 17 | 45 |

QTR TIME SCORING PLAY

| QTR | TIME | SCORING PLAY |
|-----|-------|--|
| 1st | 12:08 | UTEP - Kahani Smith 45 yd fumble recovery (Jason Filley kick) |
| | 00:48 | NT - Jaelon Darden 13 yd pass from Mason Fine (Trevor Moore kick) 10-64 3:55 |
| 2nd | 02:18 | NT - Jaelon Darden 2 yd pass from Mason Fine (Trevor Moore kick) 12-81 4:05 |
| | 11:08 | NT - Jeffery Wilson 1 yd run (Trevor Moore kick) 8-75 3:52 |
| 3rd | 06:26 | UTEP - Jason Filley 27 yd field goal 10-66 4:42 |
| | 05:19 | NT - Rico Bussey 60 yd pass from Mason Fine (Trevor Moore kick) 4-71 1:07 |
| | 14:56 | NT - Jalen Guyton 2 yd pass from Mason Fine (Trevor Moore kick) 4-80 0:35 |
| 4th | 09:06 | NT - Trevor Moore 31 yd field goal 6-16 2:03 |
| | 05:59 | NT - Andrew Tucker 10 yd run (Trevor Moore kick) 3-26 1:20 |

TEAM STATISTICS

| | UTEP | NT |
|------------------------|---------|---------|
| First Downs | 15 | 27 |
| Rushing Attempts-Yards | 32-100 | 39-259 |
| Passing Yards | 131 | 231 |
| Passes | 16-32-1 | 23-35-0 |
| Total Offense | 64-231 | 74-472 |
| Punt Returns-Yards | 0-0 | 3-14 |
| Kickoff Returns-Yards | 3-28 | 2-43 |
| Punts-Average | 7-40.9 | 1-30 |
| Fumbles-Lost | 0-0 | 1-1 |
| Penalties-Yards | 7-59 | 4-40 |
| Time of Possession | 31:38 | 28:22 |

INDIVIDUAL STATS

| | |
|---------------|---|
| Rushing | UTEP: Fields 16-45; Greenlee 7-39; Torrez 3-6; Dawn Jr. 2-5; Dove 3-5; Juniel 1-0. NT: Wilson 20-144; Smith 10-67; Tucker 4-24; Fine 4-17; Shanbour 1-7. |
| Passing | UTEP: Greenlee 13-25-1-109; Torrez 3-7-0-22. NT: Fine 23-35-0-213. |
| Receiving | UTEP: Sinegal 6-38; Juniel 4-38; Redix 1-34; Brown 1-9; Batson 1-8; Johnson 1-5; Fields 1-1; McKee 1-(-2). NT: Wilson 7-58; Lawrence 5-63; Darden 5-11; Bussey 3-65; Jackson 1-8; Smith 1-6; Guyton 1-2. |
| Interceptions | UTEP: None. NT: Hamilton 1-15. |
| Tackles | UTEP: Smith 5-9; Cockrell 5-8; Jones 4-7; Jackson 2-7; Lovlotte 3-6; Lewis 3-5; Needham 2-5. NT: Brooks 5-8; Hamilton 4-6; Tauaalo 0-5; Hall 3-4; McDonald 1-4; Gamer 0-4; Young 0-4. |

T GAME 11 vs. LA TECH



| | |
|---------------------------|----|
| LA TECH | 42 |
| UTEP | 21 |
| SUN BOWL STADIUM (16,597) | |
| NOVEMBER 18, 2017 | |

#5 THINGS

1. True Freshman RB Joshua Fields rushed for a career-high 137 yards, including a 97-yard first-half effort.
2. Junior QB Ryan Metz threw for a season-high 202 yards with a career-long 83-yard touchdown pass.
3. UTEP totaled season highs in offensive yards (424) and first downs (19).
4. Alvin Jones registered 15 tackles, the 13th time in his career in which he's hit double digits.
5. Sophomore LB Kalaii Griffin registered the first sack of his UTEP career for a five-yard loss in the third quarter.

UTEP gained over 400 yards of total offense, true freshman running back Joshua Fields rushed for a career-high 137 yards with a touchdown and senior linebacker Alvin Jones racked up 15 more tackles to add to his career total, but LA Tech used a 28-0 first half to get past UTEP, 42-21, on 'Senior Day Saturday' in the Sun Bowl.

The Miners (0-11, 0-7 Conference USA) outscored the Bulldogs (5-6, 3-4 C-USA), 21-14 in the second half, but it wasn't enough.

Fields, a native of El Paso and a graduate of Americas High School, rushed for 97 yards in the first half on the way to his first 100-yard game.

The Miners registered a season-high 424 yards of total offense. UTEP tallied a season-high 19 first downs and threw for a season-best 261 yards on 12 completions.

With the score 28-0 in the third quarter, Fields got the Miners on the board with an 11-yard rush with five minutes left in the third quarter.

Senior Tyler Batson made the score 28-14 after a catch-and-run down the sideline that went for a career-long 83 yards from Ryan Metz, who also got credit for a career-long pass completion.

LA Tech drove 75 yards on 13 plays to make the score 35-14. The Miners cut it to 14 with a 33-yard strike from Metz to Kavika Johnson, but

LA Tech used a time-consuming TD drive to put the game out of reach.

The UTEP defense recovered two fumbles on the Bulldogs' first two possessions.

LA Tech, after forcing a three-and-out on UTEP's second possession, went 80 yards on 12 plays to get on the board.

Terry Juniell put his squad in great position after returning the kickoff 53 yards (second longest of his career) to the LA Tech 44-yard line, but the Miners eventually missed a field goal.

LA Tech took a 14-0 lead after recovering a fumble at its own 15 and responded with a five-play, 85-yard drive.

DaMarion King had a 71-yard pick six to make it 21-0 late in the first half. The Bulldogs took a 28-0 lead in the final two minutes of the period.

Batson led the way with 94 yards on a pair of receptions, while Sinegal led the squad with five receptions for a season-high 69 yards. Johnson hauled in a pair of passes for 48 yards.

Metz, who replaced the starter Zack Greenlee, threw for a season-high 202 yards on 9-of-17 passing and two touchdowns.

Jones, along with his 15 stops, added half a sack with a tackle for loss and a pass breakup. Lovilotte registered eight tackles, while Smith and senior Devin Cockrell recorded seven tackles each.

SCORING SUMMARY

| | 1ST | 2ND | 3RD | 4TH | F |
|---------|-----|-----|-----|-----|----|
| LA TECH | 7 | 21 | 0 | 14 | 42 |
| UTEP | 0 | 0 | 14 | 7 | 21 |

QTR TIME SCORING PLAY

| QTR | TIME | SCORING PLAY |
|-----|-------|---|
| 1st | 01:20 | LT - Boston Scott 23 yd pass from J'Mar Smith (Jonathan Barnes kick) 12-80 4:21 |
| 2nd | 06:57 | LT - Jaqwis Dancy 54 yd run (Jonathan Barnes kick) 5-85 2:28 |
| | 03:43 | LT - DaMarion King 71 yd interception return (Jonathan Barnes kick) |
| | 00:30 | LT - J'Mar Smith 10 yd run (Jonathan Barnes kick) 6-72 1:36 |
| 3rd | 05:33 | UTEP - Joshua Fields 11 yd run (Jason Filley kick) 14-86 6:57 |
| | 01:04 | UTEP - Tyler Batson 83 yd pass from Ryan Metz (Jason Filley kick) 3-87 0:56 |
| 4th | 11:27 | LT - Teddy Veal 9 yd pass from J'mar Smith (Jonathan Barnes kick) 13-75 4:37 |
| | 09:57 | UTEP - Kavika Johnson 33 yd pass from Ryan Metz (Jason Filley kick) 4-75 1:30 |
| | 03:41 | LT - J'mar Smith 9 yd run (Jonathan Barnes kick) 11-69 6:09 |

TEAM STATISTICS

| | LA TECH | UTEP |
|------------------------|---------|---------|
| First Downs | 28 | 18 |
| Rushing Attempts-Yards | 49-343 | 36-165 |
| Passing Yards | 203 | 246 |
| Passes | 15-28-0 | 11-25-2 |
| Total Offense | 77-546 | 61-410 |
| Punt Returns-Yards | 2-7 | 1-0 |
| Kickoff Returns-Yards | 2-30 | 2-58 |
| Punts-Average | 3-41.7 | 3-41.3 |
| Fumbles-Lost | 2-2 | 1-1 |
| Penalties-Yards | 8-70 | 9-65 |
| Time of Possession | 32:34 | 27:36 |

INDIVIDUAL STATS

| | |
|---------------|---|
| Rushing | UTEP: Fields 23-137; Metz 8-22; Greenlee 5-5. LT: Dancy 15-135; Scott 22-134; Smith 8-49; Elliott 1-13; Tucker 3-12. |
| Passing | UTEP: Metz 8-16-2-187; Greenlee 3-9-0-59. LT: Smith 15-28-0-203. |
| Receiving | UTEP: Sinegal 5-69; Batson 2-94; Ovinicy 1-41; Johnson 1-33; Brown 1-5; Juniell 1-4. LT: Veal 6-66; Bonnette 3-55; Scott 2-25; McKnight 1-23; Dancy 1-18; Powell 1-9; Oliver 1-7. |
| Interceptions | UTEP: None. LT: Robertson 1-25; King 1-71. |
| Tackles | UTEP: Jones 4-15; Lovilotte 3-9; Smith 3-7; Cockrell 2-7; Jackson 2-6; Rogers 4-5; Logan 2-5; Needham 1-5. LT: Washington 6-8; Lewis 4-5; Farris 2-5; Sneed 3-3; Robertson 3-3; Scott 3-3; Bradford 3-3; Garner 2-3; King 2-3; Cooper 1-3. |



T GAME 12 AT UAB



| | |
|--|----|
| UTEP | 7 |
| UAB | 28 |
| LEGION FIELD (14,505) NOVEMBER 25, 2017 | |

#5 THINGS

1. Alvin Jones finishes his career with 343 tackles [second most since 2000], 15.0 sacks and 40.0 tackles for loss after registering seven tackles, 2.0 sacks and three tackles for loss at UAB.
2. Alvin Jones registered 2.0 sacks; giving him 15.0 for his career and ranking tied for fourth with Melvin Besses on the school's all-time list. Jones's 40.0 tackles for loss ranks third at the school as well.
3. Senior Alan Luna punted seven times for 334 yards (47.7 avg.). Luna finished his career with 206 career punts, third-most in UTEP history. Luna's 8,910 yards rank third in program history.
4. Sophomore transfer TE Josh Weeks scored his first collegiate touchdown after playing one year at BYU, while also hauling in a career-long 41-yard pass on the scoring drive.
5. Junior DB Kahani Smith tallied seven tackles and a pass breakup.

A.J. Erdely threw for two touchdowns and rushed for another as UAB (8-4, 6-2 Conference USA) defeated UTEP (0-12, 0-8 C-USA), 28-7, on a brisk Saturday at historic Legion Field.

Senior linebacker Alvin Jones was a highlight in 2017 as he topped the century mark in tackles after registering seven against the Blazers. Jones finished his senior season with a career-high and team-leading 102 tackles, along with 343 stops in his career. Jones also registered a season-high 2.0 sacks and three tackles for loss in his final game as a Miner. Jones's 15.0 sacks are tied for fourth on the program's all-time list.

UAB put points on the board first when it drove 43 yards on eight plays, capped by a Nick Vogel 40-yard field goal.

UTEP would take a short-lived lead as it answered with a 75-yard, eight-play scoring drive. A key moment during the drive was a personal foul called on Stacy Keely that moved the ball to the UTEP 47-yard line. After three plays, the Miners found themselves in a fourth-and-1 which senior Zack Greenlee converted as he hooked up with a wide-open tight end Josh Weeks down the middle of the field and went for a career-long 41 yards to the UAB three-yard line. The drive ended with Greenlee to Weeks for a two-yard touchdown toss – Weeks's first collegiate score.

Erdely found Collin Lisa on a 30-yard scoring pass, a drive started by a UTEP interception. The two-point conversion was good to put the Blazers up 14-7.

The Blazers went up 21-7 at the seven-minute mark of the third quarter. The game was put away when Erdely threw his second touchdown pass with 4:23 to play in the third quarter, making the score 28-7.

Junior defensive back Kahani Smith recorded seven tackles and a pass breakup. Smith, after transferring to UTEP from Riverside CC, finished with 46 tackles in his first season as a Miner.

Senior Alan Luna booted seven punts for 334 yards (47.7 avg.) and finished his career with 206 punts to rank third in program history.

The Blazers outgained the Miners 334 yards to 208. Kevin Dove, who replaced an injured Joshua Fields (five carries, 24 yards), led the way with 36 yards. Weeks gained 43 yards on a pair of receptions, while senior Tyler Batson recorded two catches for 54 yards with a long of 30 yards.

Freshman defensive lineman Christian Johnson, who had played in two previous games throughout the season (at no. 7 Oklahoma & at NM State), registered his first collegiate tackles – finishing with four on the day.

SCORING SUMMARY

| | 1ST | 2ND | 3RD | 4TH | F |
|------|-----|-----|-----|-----|----|
| UTEP | 7 | 0 | 0 | 0 | 7 |
| UAB | 3 | 11 | 14 | 0 | 28 |

QTR TIME SCORING PLAY

| QTR | TIME | SCORING PLAY |
|-----|-------|--|
| 1st | 07:57 | UAB - Nick Vogel 40 yd field goal |
| | 03:20 | UTEP - Josh Weeks 2 yd pass from Zack Greenlee (Jason Filley kick) |
| 2nd | 10:54 | UAB - Nick Vogel 35 yd field goal |
| | 05:18 | UAB - Collin Lisa 30 yd pass from A.J. Erdely (Spencer Brown rush) |
| 3rd | 07:51 | UAB - A.J. Erdely 10 yd run (Nick Vogel kick) |
| | 04:23 | UAB - Logan Scott 11 yd pass from A.J. Erdely (Nick Vogel kick) |

TEAM STATISTICS

| | UTEP | UAB |
|------------------------|--------|---------|
| First Downs | 10 | 23 |
| Rushing Attempts-Yards | 30-101 | 45-175 |
| Passing Yards | 107 | 159 |
| Passes | 8-20-2 | 15-25-0 |
| Total Offense | 50-208 | 70-334 |
| Punt Returns-Yards | 0-0 | 4-67 |
| Kickoff Returns-Yards | 2-49 | 1-26 |
| Punts-Average | 7-47.7 | 5-35.2 |
| Fumbles-Lost | 1-0 | 0-0 |
| Penalties-Yards | 7-60 | 3-40 |
| Time of Possession | 26:49 | 33:11 |

INDIVIDUAL STATS

| | |
|---------------|---|
| Rushing | UTEP: Dove 11-36; Fields 5-24; Greenlee 9-19; Torrez 2-15; Dawn Jr. 2-6; Powell 1-1. UAB: Brown 22-98; Noble III 6-31; Erdely 11-29; Lee 3-11; Binn 1-8; Lisa 1-0. |
| Passing | UTEP: Greenlee 8-18-2-107; Torrez 0-2-0-0. UAB: Erdely 15-25-0-159. |
| Receiving | UTEP: Batson 2-54; Weeks 2-43; Juniel 1-5; Sinegal 1-2; Brown 1-2; Johnson 1-1. UAB: Lisa 7-76; Lee 2-0; Ubosi 1-26; Pittman 1-16; Noble III 1-12; Wilson 1-11; Scott 1-11; Davis 1-7. |
| Interceptions | UTEP: None. UAB: Thomas 1-24; Williams 1-0. |
| Tackles | UTEP: Smith 7-7; Jones 6-7; Cockrell 4-5; Lovilotte 3-5; Johnson 4-4; Needham 3-4; Rogers 3-4; Smith 3-4. UAB: Mofor 3-4; Petty 3-4; Crews 3-4; Keely 3-3; Thomas 3-3; Culver 3-3. |

2017 MINER STATISTICS

INDIVIDUAL STATISTICS

| RUSHING | GP | ATT | GAIN | LOSS | NET | AVG | TD | LONG | AVG/G |
|-----------------------|-----------|------------|-------------|------------|-------------|------------|-----------|-----------|--------------|
| Joshua Fields | 11 | 89 | 382 | 20 | 362 | 4.1 | 2 | 27 | 32.9 |
| Quadraiz Wadley | 4 | 58 | 287 | 10 | 277 | 4.8 | 1 | 19 | 69.2 |
| Kevin Dove | 12 | 70 | 270 | 26 | 244 | 3.5 | 0 | 23 | 20.3 |
| Zack Greenlee | 9 | 40 | 167 | 53 | 114 | 2.8 | 2 | 17 | 12.7 |
| Walter Dawn Jr. | 12 | 26 | 102 | 20 | 82 | 3.2 | 1 | 29 | 6.8 |
| Mark Torrez | 7 | 17 | 63 | 25 | 38 | 2.2 | 1 | 18 | 5.4 |
| Keynan Foster | 4 | 2 | 19 | 0 | 19 | 9.5 | 0 | 15 | 4.8 |
| Ronald Awatt | 2 | 5 | 15 | 2 | 13 | 2.6 | 0 | 6 | 6.5 |
| Warren Redix | 12 | 1 | 6 | 0 | 6 | 6.0 | 0 | 6 | 0.5 |
| Terry Juniel | 12 | 2 | 4 | 0 | 4 | 2.0 | 0 | 4 | 0.3 |
| Erik Brown | 9 | 1 | 2 | 0 | 2 | 2.0 | 0 | 2 | 0.2 |
| TK Powell | 1 | 1 | 1 | 0 | 1 | 1.0 | 0 | 1 | 1.0 |
| TEAM | 2 | 1 | 0 | 1 | -1 | -1.0 | 0 | 0 | -0.5 |
| Kavika Johnson | 12 | 4 | 5 | 11 | -6 | -1.5 | 0 | 4 | -0.5 |
| Ryan Metz | 7 | 29 | 65 | 73 | -8 | -0.3 | 2 | 9 | -1.1 |
| TOTAL..... | 12 | 346 | 1388 | 241 | 1147 | 3.3 | 9 | 29 | 95.6 |
| OPPONENTS..... | 12 | 520 | 2996 | 184 | 2812 | 5.4 | 32 | 66 | 234.3 |

| PASSING | G | EFFIC | CMP-ATT-INT | PCT | YDS | TD | LNG | AVG/G |
|-----------------------|-----------|---------------|-------------------|-------------|-------------|-----------|-----------|--------------|
| Zack Greenlee | 9 | 93.98 | 72-151-6 | 47.7 | 818 | 4 | 41 | 90.9 |
| Ryan Metz | 7 | 88.01 | 63-130-6 | 48.5 | 637 | 3 | 83 | 91.0 |
| Mark Torrez | 7 | 42.88 | 14-48-2 | 29.2 | 126 | 0 | 21 | 18.0 |
| Kavika Johnson | 12 | 419.20 | 1-1-0 | 100.0 | 38 | 0 | 38 | 3.2 |
| TOTAL..... | 12 | 85.18 | 150-330-14 | 45.5 | 1619 | 7 | 83 | 134.9 |
| OPPONENTS..... | 12 | 146.36 | 215-339-6 | 63.4 | 2547 | 24 | 60 | 212.2 |

| RECEIVING | G | NO. | YDS | AVG | TD | LONG | AVG/G |
|-----------------------|-----------|------------|-------------|-------------|-----------|-----------|--------------|
| Terry Juniel | 12 | 23 | 224 | 9.7 | 0 | 40 | 18.7 |
| Tyler Batson | 12 | 21 | 370 | 17.6 | 2 | 83 | 30.8 |
| Eddie Sinegal | 8 | 17 | 144 | 8.5 | 0 | 18 | 18.0 |
| David Lucero | 8 | 17 | 129 | 7.6 | 1 | 18 | 16.1 |
| Kavika Johnson | 12 | 14 | 163 | 11.6 | 2 | 40 | 13.6 |
| Erik Brown | 9 | 12 | 151 | 12.6 | 0 | 38 | 16.8 |
| Walter Dawn Jr. | 12 | 12 | 107 | 8.9 | 0 | 38 | 8.9 |
| Warren Redix | 12 | 8 | 128 | 16.0 | 1 | 44 | 10.7 |
| Josh Weeks | 7 | 6 | 68 | 11.3 | 1 | 41 | 9.7 |
| Joshua Fields | 11 | 6 | 26 | 4.3 | 0 | 18 | 2.4 |
| Kevin Dove | 12 | 4 | 16 | 4.0 | 0 | 7 | 1.3 |
| Keynan Foster | 4 | 3 | 23 | 7.7 | 0 | 13 | 5.8 |
| Alan Busey | 1 | 2 | 9 | 4.5 | 0 | 5 | 9.0 |
| Forest McKee | 12 | 2 | 0 | 0.0 | 0 | 2 | 0.0 |
| Nesly Ovincy | 12 | 1 | 41 | 41.0 | 0 | 41 | 3.4 |
| Quadraiz Wadley | 4 | 1 | 15 | 15.0 | 0 | 15 | 3.8 |
| Augie Touris | 12 | 1 | 5 | 5.0 | 0 | 5 | 0.4 |
| TOTAL..... | 12 | 150 | 1619 | 10.8 | 7 | 83 | 134.9 |
| OPPONENTS..... | 12 | 215 | 2547 | 11.8 | 24 | 60 | 212.2 |

| PUNT RETURNS | NO. | YDS | AVG | TD | LONG |
|-----------------------|-----------|------------|------------|----------|-----------|
| Terry Juniel | 13 | 51 | 3.9 | 0 | 35 |
| Adrian Hynson | 1 | 3 | 3.0 | 0 | 0 |
| TOTAL..... | 14 | 54 | 3.9 | 0 | 35 |
| OPPONENTS..... | 33 | 315 | 9.5 | 1 | 63 |

| INTERCEPTIONS | NO. | YDS | AVG | TD | LONG |
|-----------------------|-----------|------------|-------------|----------|-----------|
| Kahani Smith | 2 | 52 | 26.0 | 1 | 52 |
| Justin Rogers | 2 | 0 | 0.0 | 0 | 0 |
| Nik Needham | 1 | 0 | 0.0 | 0 | 0 |
| Devin Cockrell | 1 | 0 | 0.0 | 0 | 0 |
| TOTAL..... | 6 | 52 | 8.7 | 1 | 52 |
| OPPONENTS..... | 14 | 248 | 17.7 | 3 | 71 |

| KICK RETURNS | NO. | YDS | AVG | TD | LONG |
|-----------------------|-----------|------------|-------------|----------|-----------|
| Terry Juniel | 21 | 533 | 25.4 | 0 | 59 |
| Keynan Foster | 9 | 205 | 22.8 | 0 | 28 |
| Warren Redix | 2 | 25 | 12.5 | 0 | 22 |
| Forest McKee | 1 | -1 | -1.0 | 0 | 0 |
| Alvin Jones | 1 | 8 | 8.0 | 0 | 8 |
| Mike Sota | 1 | 2 | 2.0 | 0 | 2 |
| Josh Weeks | 1 | 5 | 5.0 | 0 | 5 |
| TOTAL..... | 36 | 777 | 21.6 | 0 | 59 |
| OPPONENTS..... | 11 | 186 | 16.9 | 0 | 26 |

| FUMBLE RETURNS | NO. | YDS | AVG | TD | LONG |
|-----------------------|----------|-----------|-------------|----------|-----------|
| Trace Mascorro | 1 | 26 | 26.0 | 1 | 26 |
| Kahani Smith | 1 | 45 | 45.0 | 1 | 45 |
| TOTAL..... | 2 | 71 | 35.5 | 2 | 45 |
| OPPONENTS..... | 1 | 3 | 3.0 | 0 | 3 |

| SCORING | TD | PATS | | | RCV | PASS | DXP | SAF | PTS |
|-----------------------|-----------|------------|--------------|------------|----------|------------|----------|----------|------------|
| | | FGS | KICK | RUSH | | | | | |
| Brady Viles | 0 | 1-4 | 11-12 | 0-0 | 0 | 0-0 | 0 | 0 | 14 |
| Jason Filley | 0 | 2-3 | 7-7 | 0-0 | 0 | 0-0 | 0 | 0 | 13 |
| Kahani Smith | 2 | 0-0 | 0-0 | 0-0 | 0 | 0-0 | 0 | 0 | 12 |
| Joshua Fields | 2 | 0-0 | 0-0 | 0-0 | 0 | 0-0 | 0 | 0 | 12 |
| Kavika Johnson | 2 | 0-0 | 0-0 | 0-0 | 0 | 0-0 | 0 | 0 | 12 |
| Tyler Batson | 2 | 0-0 | 0-0 | 0-0 | 0 | 0-0 | 0 | 0 | 12 |
| Ryan Metz | 2 | 0-0 | 0-0 | 0-0 | 0 | 0-0 | 0 | 0 | 12 |
| Zack Greenlee | 2 | 0-0 | 0-0 | 0-0 | 0 | 0-0 | 0 | 0 | 12 |
| Walter Dawn Jr. | 1 | 0-0 | 0-0 | 0-0 | 0 | 0-0 | 0 | 0 | 6 |
| Quadraiz Wadley | 1 | 0-0 | 0-0 | 0-0 | 0 | 0-0 | 0 | 0 | 6 |
| Trace Mascorro | 1 | 0-0 | 0-0 | 0-0 | 0 | 0-0 | 0 | 0 | 6 |
| Mark Torrez | 1 | 0-0 | 0-0 | 0-0 | 0 | 0-0 | 0 | 0 | 6 |
| David Lucero | 1 | 0-0 | 0-0 | 0-0 | 0 | 0-0 | 0 | 0 | 6 |
| Warren Redix | 1 | 0-0 | 0-0 | 0-0 | 0 | 0-0 | 0 | 0 | 6 |
| Josh Weeks | 1 | 0-0 | 0-0 | 0-0 | 0 | 0-0 | 0 | 0 | 6 |
| TOTAL..... | 19 | 3-7 | 18-19 | 0-0 | 0 | 0-0 | 0 | 0 | 141 |
| OPPONENTS..... | 60 | 7-8 | 56-58 | 1-1 | 1 | 1-1 | 0 | 0 | 441 |

| TOTAL OFFENSE | G | PLAYS | RUSH | PASS | TOTAL | AVG/G |
|-----------------------|-----------|------------|-------------|-------------|-------------|--------------|
| Zack Greenlee | 9 | 191 | 114 | 818 | 932 | 103.6 |
| Ryan Metz | 7 | 159 | -8 | 637 | 629 | 89.9 |
| Joshua Fields | 11 | 89 | 362 | 0 | 362 | 32.9 |
| Quadraiz Wadley | 4 | 58 | 277 | 0 | 277 | 69.2 |
| Kevin Dove | 12 | 70 | 244 | 0 | 244 | 20.3 |
| Mark Torrez | 7 | 65 | 38 | 126 | 164 | 23.4 |
| Walter Dawn Jr. | 12 | 26 | 82 | 0 | 82 | 6.8 |
| Kavika Johnson | 12 | 5 | -6 | 38 | 32 | 2.7 |
| Keynan Foster | 4 | 2 | 19 | 0 | 19 | 4.8 |
| Ronald Awatt | 2 | 5 | 13 | 0 | 13 | 6.5 |
| Warren Redix | 12 | 1 | 6 | 0 | 6 | 0.5 |
| Terry Juniel | 12 | 2 | 4 | 0 | 4 | 0.3 |
| Erik Brown | 9 | 1 | 2 | 0 | 2 | 0.2 |
| TK Powell | 1 | 1 | 1 | 0 | 1 | 1.0 |
| TEAM | 2 | 1 | -1 | 0 | -1 | -0.5 |
| TOTAL..... | 12 | 676 | 1147 | 1619 | 2766 | 230.5 |
| OPPONENTS..... | 12 | 859 | 2812 | 2547 | 5359 | 446.6 |

| FIELD GOALS | FGM-FGA | PCT | 01-19 | 20-29 | 30-39 | 40-49 | 50-99 | LG | BLK |
|--------------|---------|------|-------|-------|-------|-------|-------|----|-----|
| Brady Viles | 1-4 | 25.0 | 0-0 | 0-0 | 0-1 | 0-2 | 1-1 | 53 | 0 |
| Jason Filley | 2-3 | 66.7 | 0-0 | 2-2 | 0-1 | 0-0 | 0-0 | 27 | 0 |



T 2017 MINER STATISTICS

FG SEQUENCE UTEP OPPONENTS

| | | |
|------------------|----------|-----------|
| Oklahoma | - | - |
| RICE | - | (36) |
| Arizona | (53) | - |
| NM State | - | - |
| ARMY | - | - |
| WKU | 34,47,41 | 43 |
| Southern Miss | - | (38) |
| UTSA | - | (20) |
| Middle Tennessee | (26) | (51) |
| North Texas | (27) | (31) |
| Louisiana Tech | 38 | - |
| UAB | - | (40),(35) |

*Numbers in (parentheses) indicate field goal was made.

| PUNTING | NO. | YDS | AVG | LONG | TB | FC | I20 | 50+ | BLKD |
|-----------------------|-----------|-------------|-------------|-----------|----------|-----------|-----------|-----------|----------|
| Alan Luna | 79 | 3483 | 44.1 | 65 | 7 | 18 | 21 | 19 | 1 |
| TEAM | 1 | 19 | 19.0 | 19 | 0 | 0 | 0 | 0 | 0 |
| TOTAL..... | 80 | 3502 | 43.8 | 65 | 7 | 18 | 21 | 19 | 1 |
| OPPONENTS..... | 46 | 1824 | 39.7 | 52 | 3 | 12 | 20 | 3 | 0 |

| KICKOFFS | NO. | YDS | AVG | TB | OB | RETN | NET | YDLN |
|-----------------------|-----------|-------------|-------------|-----------|----------|------------|-------------|-----------|
| Brady Viles | 32 | 1922 | 60.1 | 21 | 0 | | | |
| Jason Filley | 1 | 10 | 10.0 | 0 | 0 | | | |
| TOTAL..... | 33 | 1932 | 58.5 | 21 | 0 | 186 | 37.0 | 28 |
| OPPONENTS..... | 79 | 4818 | 61.0 | 40 | 1 | 777 | 38.5 | 26 |

| ALL PURPOSE | G | RUSH | REC | PR | KOR | IR | TOT | AVG/G |
|-----------------------|-----------|-------------|-------------|------------|------------|------------|-------------|--------------|
| Terry Juniel | 12 | 4 | 224 | 51 | 533 | 0 | 812 | 67.7 |
| Joshua Fields | 11 | 362 | 26 | 0 | 0 | 0 | 388 | 35.3 |
| Tyler Batson | 12 | 0 | 370 | 0 | 0 | 0 | 370 | 30.8 |
| Quardraiz Wadley | 4 | 277 | 15 | 0 | 0 | 0 | 292 | 73.0 |
| Kevin Dove | 12 | 244 | 16 | 0 | 0 | 0 | 260 | 21.7 |
| Keynan Foster | 4 | 19 | 23 | 0 | 205 | 0 | 247 | 61.8 |
| Walter Dawn Jr. | 12 | 82 | 107 | 0 | 0 | 0 | 189 | 15.8 |
| Warren Redix | 12 | 6 | 128 | 0 | 25 | 0 | 159 | 13.2 |
| Kavika Johnson | 12 | -6 | 163 | 0 | 0 | 0 | 157 | 13.1 |
| Erik Brown | 9 | 2 | 151 | 0 | 0 | 0 | 153 | 17.0 |
| Eddie Sinegal | 8 | 0 | 144 | 0 | 0 | 0 | 144 | 18.0 |
| David Lucero | 8 | 0 | 129 | 0 | 0 | 0 | 129 | 16.1 |
| Zack Greenlee | 9 | 114 | 0 | 0 | 0 | 0 | 114 | 12.7 |
| Josh Weeks | 7 | 0 | 68 | 0 | 5 | 0 | 73 | 10.4 |
| Kahani Smith | 12 | 0 | 0 | 0 | 0 | 52 | 52 | 4.3 |
| Nesly Ovincy | 12 | 0 | 41 | 0 | 0 | 0 | 41 | 3.4 |
| Mark Torrez | 7 | 38 | 0 | 0 | 0 | 0 | 38 | 5.4 |
| Ronald Awatt | 2 | 13 | 0 | 0 | 0 | 0 | 13 | 6.5 |
| Alan Busey | 1 | 0 | 9 | 0 | 0 | 0 | 9 | 9.0 |
| Alvin Jones | 12 | 0 | 0 | 0 | 8 | 0 | 8 | 0.7 |
| Augie Touris | 12 | 0 | 5 | 0 | 0 | 0 | 5 | 0.4 |
| Adrian Hynson | 12 | 0 | 0 | 3 | 0 | 0 | 3 | 0.2 |
| Mike Sota | 9 | 0 | 0 | 0 | 2 | 0 | 2 | 0.2 |
| TK Powell | 1 | 1 | 0 | 0 | 0 | 0 | 1 | 1.0 |
| TEAM | 2 | -1 | 0 | 0 | 0 | 0 | -1 | -0.5 |
| Forest McKee | 12 | 0 | 0 | 0 | -1 | 0 | -1 | -0.1 |
| Ryan Metz | 7 | -8 | 0 | 0 | 0 | 0 | -8 | -1.1 |
| TOTAL..... | 12 | 1147 | 1619 | 54 | 777 | 52 | 3649 | 304.1 |
| OPPONENTS..... | 12 | 2812 | 2547 | 315 | 186 | 248 | 6108 | 509.0 |

TEAM STATISTICS

| TEAM STATISTICS | UTEP | OPP | | | | |
|--------------------------|-------------|-------------|------------|------------|-----------|--------------|
| SCORING | 141 | 441 | | | | |
| Points Per Game | 11.8 | 36.8 | | | | |
| Points Off Turnovers | 28 | 81 | | | | |
| FIRST DOWNS | 146 | 285 | | | | |
| Rushing | 69 | 148 | | | | |
| Passing | 62 | 117 | | | | |
| Penalty | 15 | 20 | | | | |
| RUSHING YARDAGE | 1147 | 2812 | | | | |
| Yards gained rushing | 1388 | 2996 | | | | |
| Yards lost rushing | 241 | 184 | | | | |
| Rushing Attempts | 346 | 520 | | | | |
| Average Per Rush | 3.3 | 5.4 | | | | |
| Average Per Game | 95.6 | 234.3 | | | | |
| TDs Rushing | 9 | 32 | | | | |
| PASSING YARDAGE | 1619 | 2547 | | | | |
| Comp-Att-Int | 150-330-14 | 215-339-6 | | | | |
| Average Per Pass | 4.9 | 7.5 | | | | |
| Average Per Catch | 10.8 | 11.8 | | | | |
| Average Per Game | 134.9 | 212.2 | | | | |
| TDs Passing | 7 | 24 | | | | |
| TOTAL OFFENSE | 2766 | 5359 | | | | |
| Total Plays | 676 | 859 | | | | |
| Average Per Play | 4.1 | 6.2 | | | | |
| Average Per Game | 230.5 | 446.6 | | | | |
| KICK RETURNS: #-Yards | 36-777 | 11-186 | | | | |
| PUNT RETURNS: #-Yards | 14-54 | 33-315 | | | | |
| INT RETURNS: #-Yards | 6-52 | 14-248 | | | | |
| KICK RETURN AVERAGE | 21.6 | 16.9 | | | | |
| PUNT RETURN AVERAGE | 3.9 | 9.5 | | | | |
| INT RETURN AVERAGE | 8.7 | 17.7 | | | | |
| FUMBLES-LOST | 10-6 | 10-8 | | | | |
| PENALTIES-Yards | 70-625 | 77-693 | | | | |
| Average Per Game | 52.1 | 57.8 | | | | |
| PUNTS-Yards | 80-3502 | 46-1824 | | | | |
| Average Per Punt | 43.8 | 39.7 | | | | |
| Net punt average | 38.1 | 37.2 | | | | |
| KICKOFFS-Yards | 33-1932 | 79-4818 | | | | |
| Average Per Kick | 58.5 | 61.0 | | | | |
| Net kick average | 37.0 | 38.5 | | | | |
| TIME OF POSSESSION/Game | 27:34 | 32:26 | | | | |
| 3RD-DOWN Conversions | 43/160 | 84/162 | | | | |
| 3rd-Down Pct | 27% | 52% | | | | |
| 4TH-DOWN Conversions | 9/20 | 11/17 | | | | |
| 4th-Down Pct | 45% | 65% | | | | |
| SACKS BY-Yards | 11-74 | 25-154 | | | | |
| MISC YARDS | 0 | 0 | | | | |
| TOUCHDOWNS SCORED | 19 | 60 | | | | |
| FIELD GOALS-ATTEMPTS | 3-7 | 7-8 | | | | |
| ON-SIDE KICKS | 0-0 | 0-0 | | | | |
| RED-ZONE SCORES | (15-20) 75% | (47-51) 92% | | | | |
| RED-ZONE TOUCHDOWNS | (13-20) 65% | (42-51) 82% | | | | |
| PAT-ATTEMPTS | (18-19) 95% | (56-58) 97% | | | | |
| ATTENDANCE | 97740 | 208749 | | | | |
| Games/Avg Per Game | 5/19548 | 7/29821 | | | | |
| Neutral Site Games | | 0/0 | | | | |
| SCORE BY QUARTERS | 1ST | 2ND | 3RD | 4TH | OT | TOTAL |
| UTEP | 35 | 44 | 34 | 28 | 0 | 141 |
| Opponents | 61 | 166 | 111 | 103 | 0 | 441 |

T 2017 MINER STATISTICS

DEFENSIVE STATISTICS

| | DEFENSIVE LEADERS | GP-GS | TACKLES | | | TFL/YDS | SACKS | | PASS DEF | | QBH | FUMBLES | | BLKO KICK | SAF |
|-----------------------|----------------------|-------------|------------|------------|------------|-----------------|---------------|---------------|-----------|-----------|-------------|----------|----------|-----------|-----|
| | | | SOLO | AST | TOTAL | | NO-YARDS | INT-YDS | BRUP | RCV-YDS | | FF | | | |
| 16 | Alvin Jones | 12-11 | 47 | 55 | 102 | 10.5-51 | 4.5-37 | . | 2 | 3 | . | 3 | . | . | |
| 3 | Dante Lovilotte | 12-12 | 30 | 42 | 72 | 2.5-12 | 1.0-10 | . | 2 | 1 | 1-0 | 1 | . | . | |
| 4 | Julian Jackson | 12-12 | 30 | 35 | 65 | 2.0-4 | . | . | 1 | 2 | . | . | . | . | |
| 27 | Devin Cockrell | 11-11 | 35 | 26 | 61 | 4.5-12 | 1.0-3 | 1-0 | 3 | 3 | . | . | . | . | |
| 5N | Nik Needham | 12-11 | 28 | 31 | 59 | 4.5-8 | 1.0-3 | 1-0 | 8 | . | 1-0 | . | . | . | |
| 2L | Michael Lewis | 10-6 | 22 | 25 | 47 | . | . | . | 3 | 1 | . | . | . | . | |
| 24 | Kahani Smith | 12-7 | 30 | 16 | 46 | . | . | 2-52 | 3 | . | 2-45 | . | . | . | |
| 1 | Kalon Beverly | 12-10 | 24 | 20 | 44 | 2.5-6 | . | . | 8 | . | . | 1 | . | . | |
| 56 | Sky Logan | 11-7 | 14 | 28 | 42 | 1.5-8 | 1.5-8 | . | . | 2 | 2-0 | . | . | . | |
| 19 | Treyvon Hughes | 12-6 | 14 | 26 | 40 | 0.5-2 | . | . | . | 2 | . | . | . | . | |
| 23 | Justin Rogers | 12-3 | 29 | 10 | 39 | 3.0-4 | . | 2-0 | 2 | 1 | . | 1 | . | . | |
| 45 | Jamar Smith | 12-1 | 22 | 12 | 34 | 4.0-7 | . | . | . | 1 | . | . | . | . | |
| 95 | Trace Mascorro | 12-11 | 11 | 18 | 29 | 4.0-7 | . | . | . | 2 | 1-26 | . | . | . | |
| 6 | Dylan Parsee | 11-3 | 11 | 15 | 26 | 2.0-5 | . | . | . | 2 | . | . | . | . | |
| 11 | Denzel Chukwukelu | 11-8 | 10 | 10 | 20 | 2.0-4 | . | . | . | . | . | . | . | . | |
| 33 | Lawrence Montegut | 12-1 | 11 | 9 | 20 | 1.0-3 | . | . | . | 1 | . | . | . | . | |
| 17 | Chris Bamwell | 11-0 | 7 | 9 | 16 | . | . | . | . | . | . | . | . | . | |
| 7G | Kalaih Griffin | 10-0 | 8 | 7 | 15 | 2.5-10 | 1.0-5 | . | . | 1 | . | . | . | . | |
| 55 | Mike Sota | 9-0 | 7 | 8 | 15 | 1.5-3 | . | . | 2 | . | . | . | . | . | |
| 8B | Jerrell Brown | 12-0 | 10 | 5 | 15 | 1.0-3 | . | . | . | . | . | . | . | . | |
| 59 | Dedrick Simpson | 12-4 | 1 | 13 | 14 | 1.5-9 | 1.0-8 | . | . | 1 | . | . | . | . | |
| 8J | Johnny Jones | 11-1 | 6 | 7 | 13 | 3.0-5 | . | . | . | . | . | 1 | . | . | |
| 1H | Adrian Hynson | 12-0 | 8 | 2 | 10 | . | . | . | . | . | . | . | . | . | |
| 85 | Sani Buckingham | 12-3 | 5 | 4 | 9 | . | . | . | . | 2 | . | . | . | . | |
| 1B | Tyler Batson | 12-10 | 4 | 1 | 5 | . | . | . | . | . | . | . | . | . | |
| 51 | Jake Summut | 12-0 | 1 | 3 | 4 | . | . | . | . | 4 | . | . | . | . | |
| 32 | Christian Johnson | 3-0 | 4 | . | 4 | 1.0-5 | . | . | . | . | . | . | . | . | |
| 92 | Christian Buckingham | 4-0 | 2 | 2 | 4 | . | . | . | . | 1 | . | . | . | . | |
| 29 | Jesse Montgomery | 5-1 | 3 | 1 | 4 | . | . | . | . | . | . | . | . | . | |
| 90 | Keith Sullivan | 8-0 | 1 | 3 | 4 | . | . | . | . | . | . | . | . | . | |
| 40 | Joseph Pickney | 11-0 | 2 | 1 | 3 | . | . | . | . | . | 1-0 | . | . | . | |
| 97 | Josh Ortega | 7-0 | 1 | 1 | 2 | . | . | . | . | 1 | . | . | . | . | |
| 31 | Forest McKee | 12-5 | 1 | 1 | 2 | . | . | . | . | . | . | . | . | . | |
| 26 | Walter Dawn Jr. | 12-3 | 1 | . | 1 | . | . | . | . | . | . | . | . | . | |
| 21 | Eddie Sinegal | 8-2 | 1 | . | 1 | . | . | . | . | . | . | . | . | . | |
| 7 | Kavika Johnson | 12-5 | 1 | . | 1 | . | . | . | . | . | . | . | . | . | |
| 84 | Luke Elsner | 2-2 | 1 | . | 1 | . | . | . | . | . | . | . | . | . | |
| 81 | Sterling Napier | 11-6 | 1 | . | 1 | . | . | . | . | . | . | . | . | . | |
| 1R | Khalil Rashaad Brown | 2-0 | 1 | . | 1 | . | . | . | . | 1 | . | . | . | . | |
| 72 | Logan Tuley-Tillman | 12-12 | 1 | . | 1 | . | . | . | . | . | . | . | . | . | |
| 3T | Mark Torrez | 7-0 | 1 | . | 1 | . | . | . | . | . | . | . | . | . | |
| 1C | Alex Jean Charles | 5-1 | 1 | . | 1 | . | . | . | . | . | . | . | . | . | |
| 9V | Jayson VanHook | 1-0 | 1 | . | 1 | . | . | . | . | . | . | . | . | . | |
| TOTAL..... | | 12-0 | 449 | 446 | 895 | 55-168 | 11-74 | 6-52 | 34 | 28 | 8-71 | 7 | . | . | |
| OPPONENTS..... | | 12-0 | 337 | 294 | 631 | 66.0-234 | 25-154 | 14-248 | 43 | 42 | 6-3 | 5 | 1 | . | |



T 2017 MINER STATISTICS

INDIVIDUAL GAME HIGHS

| | | |
|---------------------|------|---|
| Rushes | 28 | Quardraiz Wadley at ARMY (Sep 30, 2017) |
| Yards Rushing | 156 | Quardraiz Wadley at ARMY (Sep 30, 2017) |
| TD Rushes | 1 | Walter Dawn Jr. at Oklahoma (Sep 02, 2017) |
| | | Ryan Metz vs RICE (Sep 09, 2017) |
| | | Mark Torrez vs Arizona (Sep 15, 2017) |
| | | Ryan Metz at NM State (Sep 23, 2017) |
| | | Quardraiz Wadley at ARMY (Sep 30, 2017) |
| | | Zack Greenlee vs WKU (Oct 07, 2017) |
| | | Joshua Fields vs UTSA (Oct 28, 2017) |
| | | Zack Greenlee vs UTSA (Oct 28, 2017) |
| | | Joshua Fields vs Louisiana Tech (Nov 18, 2017) |
| Long Rush | 29 | Walter Dawn Jr. at Oklahoma (Sep 02, 2017) |
| Pass attempts | 33 | Ryan Metz vs RICE (Sep 09, 2017) |
| Pass completions | 18 | Ryan Metz vs RICE (Sep 09, 2017) |
| Yards Passing | 203 | Ryan Metz vs RICE (Sep 09, 2017) |
| TD Passes | 2 | Ryan Metz vs Louisiana Tech (Nov 18, 2017) |
| Long Pass | 83 | Ryan Metz vs Louisiana Tech (Nov 18, 2017) |
| Receptions | 6 | Kavika Johnson vs RICE (Sep 09, 2017) |
| | | Eddie Sinegal at North Texas (Nov 11, 2017) |
| Yards Receiving | 94 | Tyler Batson vs Louisiana Tech (Nov 18, 2017) |
| TD Receptions | 1 | Warren Redix vs RICE (Sep 09, 2017) |
| | | Tyler Batson vs Arizona (Sep 15, 2017) |
| | | David Lucero at ARMY (Sep 30, 2017) |
| | | Kavika Johnson vs WKU (Oct 07, 2017) |
| | | Tyler Batson vs Louisiana Tech (Nov 18, 2017) |
| | | Kavika Johnson vs Louisiana Tech (Nov 18, 2017) |
| | | Josh Weeks at UAB (Nov 25, 2017) |
| Long Reception | 83 | Tyler Batson vs Louisiana Tech (Nov 18, 2017) |
| Field Goals | 1 | Brady Viles vs Arizona (Sep 15, 2017) |
| | | Jason Filley at Middle Tennessee (Nov 4, 2017) |
| | | Jason Filley at North Texas (Nov 11, 2017) |
| Long Field Goal | 53 | Brady Viles vs Arizona (Sep 15, 2017) |
| Punts | 9 | Alan Luna at Middle Tennessee (Nov 4, 2017) |
| Punting Avg | 47.8 | Alan Luna vs WKU (Oct 07, 2017) |
| Long Punt | 65 | Alan Luna at North Texas (Nov 11, 2017) |
| Punts inside 20 | 3 | Alan Luna at Oklahoma (Sep 02, 2017) |
| | | Alan Luna at NM State (Sep 23, 2017) |
| | | Alan Luna at Middle Tennessee (Nov 4, 2017) |
| | | Alan Luna at UAB (Nov 25, 2017) |
| Long Punt Return | 35 | Terry Juniel vs WKU (Oct 07, 2017) |
| Long Kickoff Return | 59 | Terry Juniel at Southern Miss (Oct 14, 2017) |
| Tackles | 15 | Alvin Jones vs Arizona (Sep 15, 2017) |
| | | Alvin Jones vs Louisiana Tech (Nov 18, 2017) |
| Sacks | 2.0 | Alvin Jones at UAB (Nov 25, 2017) |
| Tackles For Loss | 3.0 | Alvin Jones at UAB (Nov 25, 2017) |
| Interceptions | 1 | Justin Rogers at NM State (Sep 23, 2017) |
| | | Kahani Smith at ARMY (Sep 30, 2017) |
| | | Kahani Smith at Southern Miss (Oct 14, 2017) |
| | | Devin Cockrell at Southern Miss (Oct 14, 2017) |
| | | Justin Rogers vs UTSA (Oct 28, 2017) |
| | | Nik Needham at Middle Tennessee (Nov 4, 2017) |

TEAM GAME HIGHS

| | | |
|------------------|------|-----------------------------------|
| Rushes | 37 | at ARMY (Sep 30, 2017) |
| Yards Rushing | 164 | vs Louisiana Tech (Nov 18, 2017) |
| Yards Per Rush | 4.6 | vs Louisiana Tech (Nov 18, 2017) |
| TD Rushes | 2 | vs UTSA (Oct 28, 2017) |
| Pass attempts | 39 | vs Arizona (Sep 15, 2017) |
| Pass completions | 18 | vs RICE (Sep 09, 2017) |
| | | vs Arizona (Sep 15, 2017) |
| Yards Passing | 246 | vs Louisiana Tech (Nov 18, 2017) |
| Yards Per Pass | 9.8 | vs Louisiana Tech (Nov 18, 2017) |
| TD Passes | 2 | vs Louisiana Tech (Nov 18, 2017) |
| Total Plays | 70 | at NM State (Sep 23, 2017) |
| Total Offense | 410 | vs Louisiana Tech (Nov 18, 2017) |
| Yards Per Play | 6.7 | vs Louisiana Tech (Nov 18, 2017) |
| Points | 21 | at ARMY (Sep 30, 2017) |
| | | vs Louisiana Tech (Nov 18, 2017) |
| Sacks By | 2 | vs RICE (Sep 09, 2017) |
| | | vs WKU (Oct 07, 2017) |
| | | vs Louisiana Tech (Nov 18, 2017) |
| | | at UAB (Nov 25, 2017) |
| First Downs | 18 | vs Louisiana Tech (Nov 18, 2017) |
| Penalties | 9 | at NM State (Sep 23, 2017) |
| | | vs Louisiana Tech (Nov 18, 2017) |
| Penalty Yards | 68 | vs WKU (Oct 07, 2017) |
| Turnovers | 5 | at NM State (Sep 23, 2017) |
| Interceptions By | 2 | at Southern Miss (Oct 14, 2017) |
| Punts | 9 | at Middle Tennessee (Nov 4, 2017) |
| Punting Avg | 47.8 | vs WKU (Oct 07, 2017) |
| Long Punt | 65 | at North Texas (Nov 11, 2017) |
| Punts inside 20 | 3 | at Oklahoma (Sep 02, 2017) |
| | | at NM State (Sep 23, 2017) |
| | | at Middle Tennessee (Nov 4, 2017) |
| | | at UAB (Nov 25, 2017) |
| Long Punt Return | 35 | vs WKU (Oct 07, 2017) |

PREVIEW

MINERS

STAFF

IN REVIEW

HONORS

PROS

RECORDS

UNIVERSITY

MEDIA



HONORS & AWARDS

AWARDS AND HONORS

BORDER CONFERENCE AWARDS

COACH OF THE YEAR

| YEAR | NAME |
|------|----------------|
| 1954 | Mike Brumbelow |
| 1956 | Mike Brumbelow |

MOST VALUABLE PLAYER

| YEAR | NAME |
|------|-------------------------|
| 1952 | Bobby Dirmeyer (off.) |
| 1952 | Dick Shinaut (off.) |
| 1955 | Jesse Whittenton (off.) |

ALL-BORDER CONFERENCE

| YEAR | NAME | POS. | TEAM |
|------|----------------------|------|------|
| 1935 | Lionel "Red" Andrews | E | 1st |
| 1936 | Lionel "Red" Andrews | E | 1st |
| | Mike Balenti | HB | 1st |
| | Odie Pierce | T | 1st |
| | Pecos Wilkenfield | G | 1st |
| 1937 | Ken Heineman | QB | 1st |
| 1938 | Ken Heineman | QB | 1st |
| | Riley Matheson | T | 1st |
| | George Attel | G | 2nd |
| | Barry Pennington | C | 2nd |
| 1939 | George Attel | G | 1st |
| | Ken Heineman | QB | 1st |
| | Barry Pennington | C | 1st |
| | Charles Williams | T | 1st |
| | Morris Raney | E | 2nd |
| 1940 | Russell Cotton | HB | 1st |
| | Owen Price | QB | 1st |
| | Gilbert Salcedo | HB | 1st |
| 1941 | William Caver | G | 1st |
| | Owen Price | HB | 1st |
| 1942 | Fred Salem | E | 1st |
| 1946 | Fred Wendt | QB | 2nd |
| 1947 | Raymond Evans | T | 1st |
| | Ernest Keily | G | 1st |
| | Fred Wendt | HB | 2nd |
| | Ed Smith | FB | 2nd |
| 1948 | Raymond Evans | T | 1st |
| | Ernest Keily | G | 1st |
| | Fred Wendt | HB | 1st |
| 1949 | James DeGroat | T | 1st |
| | Wayne Hansen | C | 1st |
| | Ernest Keily | G | 1st |
| 1950 | Pug Gabrel | HB | 1st |
| | Joe Holley | T | 1st |
| | J.D. Partridge | E | 1st |
| 1952 | Bobby Dirmeyer | DE | 1st |
| | Dick Shinaut | QB | 1st |
| 1953 | Harry Cantrell | G | 1st |
| | Gene Odell | E | 1st |
| | Clovis Riley | HB | 2nd |
| | Dick Shinaut | QB | 2nd |
| 1954 | John Howle | E | 1st |
| | Jesse Whittenton | QB | 1st |
| 1955 | John Howle | E | 1st |
| | Lewis Singleton | T | 1st |
| | Jesse Whittenton | QB | 1st |
| 1956 | Bob Forrest | E | 1st |
| | Ken George | G | 1st |
| | Bob Laraba | QB | 1st |
| | Don Maynard | HB | 1st |
| | Keith Wharton | T | 1st |
| 1957 | Dick Forrest | LE | 1st |

| | | | |
|------|------------------|----|-----|
| 1959 | John Young | G | 1st |
| | Charles Bradshaw | FB | 2nd |
| | John Furman | QB | 2nd |
| | Larry Meecks | ?? | 2nd |
| 1960 | Charles Bradshaw | FB | 1st |
| | John Furman | QB | 1st |
| | John Young | G | 1st |
| | Lawrence Hudson | G | 2nd |
| 1961 | John Furman | QB | 1st |
| | Ralph Kennedy | E | 1st |
| | John Young | G | 1st |

WAC AWARDS

COACH OF THE YEAR

| YEAR | NAME |
|------|-------------|
| 1974 | Gil Bartosh |
| 2000 | Gary Nord |

NEWCOMER OF THE YEAR

| YEAR | NAME | POS. |
|------|----------------|------|
| 1974 | Bobby McKinley | QB |
| 1987 | Pat Hegarty | QB |

DEFENSIVE PLAYER OF THE YEAR

| YEAR | NAME | POS. |
|------|------------------|------|
| 1983 | Raymond Morris | LB |
| 1993 | Barron Wortham | LB |
| 1999 | Brian Young | DE |
| 2004 | Robert Rodriguez | LB |

FRESHMAN OF THE YEAR

| YEAR | NAME | POS. |
|------|----------------|------|
| 1990 | Barron Wortham | LB |
| 2004 | Quintin Demps | DB |

ALL-WAC

| YEAR | NAME | POS. | TEAM |
|------|-------------------|------|------|
| 1968 | Grady Cavness | S | 1st |
| | Brooks Dawson | QB | 1st |
| | Wally Guilford | OG | 1st |
| | Ron Jones | TE | 1st |
| 1969 | Jim Fabish | CB | 1st |
| | Ed Puishes | FL | 1st |
| 1970 | Lewis Brooks | OG | 1st |
| | Gene Mack | DE | 1st |
| 1971 | Don Croft | MG | 1st |
| | Tony Perea | LB | 1st |
| 1972 | Tony Perea | LB | 1st |
| | Greg Taylor | SE | 1st |
| 1973 | LaFreddie Coleman | S | 1st |
| | Bronko Belichesky | K | 1st |
| 1974 | LaFreddie Coleman | CB | 1st |
| | Brad Longnecker | TE | 1st |
| | Mike Wastenev | MG | 1st |
| 1975 | Robert Elliott | RB | 1st |
| 1976 | Robert Elliott | RB | 1st |
| | Jim Lohmann | OL | 1st |
| 1977 | Robert Elliott | RB | 1st |
| | Bubba Garcia | WR | 1st |
| 1978 | Eddie Forkaway | DB | 1st |
| | Bubba Garcia | WR | 1st |
| 1979 | Melvin Besses | DL | 1st |
| 1980 | Delbert Thompson | RB | 1st |
| 1983 | Raymond Morris | LB | 1st |
| 1984 | Nikita Blair | LB | 1st |
| 1987 | John Harvey | RB | 1st |
| | James Spady | C | 1st |

| | | | |
|------|--------------------------|----|-----|
| | Joe Terry | LB | 1st |
| 1988 | Chris Jacke | PK | 1st |
| | Ken Sale | LB | 1st |
| | James Spady | OL | 1st |
| | Tony Tolbert | DL | 1st |
| | Terry Walker | DB | 1st |
| 1989 | Reggie Barrett | WR | 1st |
| | Ken Sale | LB | 1st |
| 1991 | Ricky Massey | DL | 1st |
| | Darryl Moore | OL | 1st |
| | Rob Sesich | C | 1st |
| | O.T. Thomas | DB | 1st |
| | Barron Wortham | LB | 1st |
| 1992 | Ed Bunn | P | 1st |
| | Barron Wortham | LB | 1st |
| 1993 | Barron Wortham | LB | 1st |
| | Marshall Young | PK | 1st |
| 1994 | Marshall Young | PK | 1st |
| 1995 | Micheal Comer | LB | 1st |
| 1996 | Micheal Comer | LB | 1st |
| | Best Ihegborow | DL | 2nd |
| | Cedric Johnson | WR | 2nd |
| | David Terrell | DB | 2nd |
| 1997 | Halikilangi Muagututia | DB | 1st |
| | Anwar White | OL | 1st |
| | Jimmy Carpenter | WR | 2nd |
| | Jason Smith | DL | 2nd |
| | Brian Young | DL | 2nd |
| 1998 | Ricky Bishop | PK | 1st |
| | Brian Natkin | TE | 1st |
| | Brian Young | DL | 1st |
| | Jimmy Carpenter | WR | 2nd |
| | Alan Gray | OT | 2nd |
| 1999 | Carey Clayton | OL | 1st |
| | Brian Natkin | TE | 1st |
| | Paul Smith | RB | 1st |
| | Brian Young | DL | 1st |
| | Ricky Bishop | PK | 2nd |
| | Lee Mays | WR | 2nd |
| | Derek Walker | DB | 2nd |
| | Robert Weathers | LB | 2nd |
| 2000 | Glen Beard | P | 1st |
| | Crance Clemons | DB | 1st |
| | Menson Holloway | DL | 1st |
| | Lee Mays | WR | 1st |
| | Trey Merkens | LB | 1st |
| | Brian Natkin | TE | 1st |
| | Rocky Perez | QB | 1st |
| | Ricky Bishop | PK | 2nd |
| | Carey Clayton | OL | 2nd |
| | Jeff Seeton | OL | 2nd |
| | D.J. Walker | DB | 2nd |
| 2001 | Lee Mays | WR | 2nd |
| | D.J. Walker | DB | 2nd |
| 2002 | D.J. Walker | DB | 1st |
| 2003 | Trey Darilek | OL | 1st |
| | Howard Jackson | RB | 1st |
| | Bryce Benekos | P | 2nd |
| | Robert Rodriguez | LB | 2nd |
| 2004 | Bryce Benekos | P | 1st |
| | Howard Jackson | RB | 1st |
| | Chris Mineo | DL | 1st |
| | Robert Rodriguez | LB | 1st |
| | Adrian Ward | DB | 1st |
| | Jayson Boyd | WR | 2nd |
| | Jonas Crafts | TE | 2nd |
| | Johnnie Lee Higgins, Jr. | WR | 2nd |

T AWARDS AND HONORS

| | | |
|---------------|----|-----|
| Thomas Howard | LB | 2nd |
| Adrian Ward | DB | 2nd |

CONFERENCE USA AWARDS

SPECIAL TEAMS PLAYER OF THE YEAR

| YEAR | NAME | POS. |
|------|--------------------------|-------|
| 2006 | Johnnie Lee Higgins, Jr. | KR/PR |

ALL-FRESHMAN TEAM

| YEAR | NAME | POS. |
|------|------------------|-------|
| 2005 | Robbie Felix | OL |
| | James Olalekan | DL |
| 2006 | Braxton Amy | DB |
| 2007 | Kyle Petersen | P |
| | Trevor Vittatoe | QB |
| 2008 | Bernard Obi | DL |
| | Jamie Irving | LB |
| 2009 | DeShawn Grayson | DB |
| | Marlon McClure | KR |
| 2010 | Germard Reed | DL |
| 2011 | Eric Tomlinson | TE |
| | Jerel Watkins | OL |
| 2012 | Autrey Golden | RB/KR |
| 2013 | Aaron Jones | RB |
| 2014 | Alvin Jones | LB |
| | Derek Elmendorff | OL |
| | Will Hernandez | OL |
| 2015 | Michael Lewis | DB |
| | Cole Ford | TE |
| | Warren Redix | PR |
| 2016 | Greg Long | OL |
| | Chris Richardson | DL |
| | Justin Rogers | DB |
| | Jayson VanHook | LB |
| 2017 | Trace Mascorro | DL |

ALL-CONFERENCE USA

| YEAR | NAME | POS. | TEAM |
|------|--------------------------|------|------|
| 2005 | Jose Garcia | OL | 2nd |
| | Johnnie Lee Higgins, Jr. | WR | 2nd |
| | Johnnie Lee Higgins, Jr. | PR | 2nd |
| | Josh House | OL | 2nd |
| | Thomas Howard | LB | 2nd |
| | Jeremy Jones | LB | 2nd |
| | Alex Obomese | DL | 2nd |
| | Jordan Palmer | QB | 2nd |
| | Tyler Ebell | RB | 3rd |
| | Chris Francies | WR | 3rd |
| | Troy Collavo | LB | 3rd |
| 2006 | Johnnie Lee Higgins, Jr. | WR | 1st |
| | Troy Collavo | LB | 1st |
| | Quintin Demps | DB | 1st |
| | Reagan Schneider | PK | 1st |
| | Johnnie Lee Higgins, Jr. | KR | 1st |
| | Aaron King | LS | 1st |
| | Johnnie Lee Higgins, Jr. | PR | 2nd |
| | Jordan Palmer | QB | 3rd |
| | Alex Obomese | DL | 3rd |
| 2007 | Oniel Cousins | OL | 1st |
| | Quintin Demps | DB | 1st |
| | Jose Martinez | PK | 1st |
| | Jeff Moturi | WR | 1st |
| | Quintin Demps | PR | 2nd |
| | Jeremy Jones | LB | 2nd |

| | | | |
|------|------------------------|----|-----|
| 2008 | Robbie Felix | OL | 1st |
| | Josh Ferguson | PR | 2nd |
| | Jose Martinez | PK | 1st |
| | Adam Vincent | LB | 1st |
| 2009 | Mike Aguayo | OL | 1st |
| | Donald Buckram | RB | 1st |
| | Da'Mon Cromartie-Smith | DB | 1st |
| 2010 | Rod Huntley | OL | 2nd |
| | Travaun Nixon | DB | 2nd |
| 2011 | Matt Camilli | LS | 1st |
| | Ian Campbell | P | 2nd |
| 2012 | Ian Campbell | P | 2nd |
| 2013 | Autrey Golden | KR | 2nd |
| 2014 | Autrey Golden | KR | 2nd |
| | Aaron Jones | RB | 2nd |
| | Jerel Watkins | OL | 2nd |
| 2016 | Will Hernandez | OL | 1st |
| | Aaron Jones | RB | 1st |
| | Hayden Plinke | TE | 1st |
| | Alvin Jones | LB | 2nd |
| 2017 | Will Hernandez | OL | 1st |

ACADEMIC AWARDS

ACADEMIC ALL-WAC

| YEAR | NAME |
|------|------------------|
| 1973 | Randy Foster |
| 1974 | Hal Barnett |
| | Rick Parr |
| | Gary Payne |
| 1975 | Hal Barnett |
| | Mike Black |
| | Wade Bradford |
| | Ray Holt |
| 1976 | Dean Alcorn |
| | Hal Barnett |
| | Wade Bradford |
| 1978 | Eddie Forkerway |
| | Frank Jarzombek |
| | Rich Hillebrand |
| 1986 | Arnie Adkinson |
| | Sean Kugler |
| 1987 | Arnie Adkison |
| | Hugo Castellanos |
| | Sean Kugler |
| 1988 | Pat Hegarty |
| | Chris Jacke |
| | O.T. Thomas |
| 1989 | Daron Adkison |
| | Dennis Austin |
| | Marvin Hill |
| | Raymond Hill |
| | Clarence Seay |
| | Rob Sesich |
| | O.T. Thomas |
| 1990 | Daron Adkison |
| | Dennis Austin |
| | Rob Sesich |
| 1992 | Dennis Austin |
| 1995 | Ray Bailie |
| 1997 | Ricky Bishop |
| | Matt Kennedy |
| | Chris Porter |
| 1998 | Ricky Bishop |
| | Leif Larsen |
| | Derek Walker |

| | |
|------|------------------|
| 1999 | Ricky Bishop |
| | Leif Larsen |
| | David Montoya |
| | Derek Walker |
| 2000 | Ricky Bishop |
| | David Montoya |
| | Chris Porter |
| | Derek Walker |
| 2001 | Bryce Benekos |
| | Matt Elwood |
| | Chris Porter |
| 2002 | Bryce Benekos |
| | Matt Elwood |
| | Miguel Perez |
| 2003 | Bryce Benekos |
| | Matt Elwood |
| | Tevita Fifita |
| | Reagan Schneider |
| 2004 | Bryce Benekos |
| | Matt Elwood |
| | Brian Givens |
| | James Morris |
| | Reagan Schneider |

CONFERENCE USA ALL-ACADEMIC TEAM

| YEAR | NAME |
|------|------------------|
| 2006 | Reagan Schneider |
| 2007 | Lorne Sam |
| 2008 | Cameron Raschke |
| 2009 | Greg Hiatt |
| | Cameron Raschke |
| | Jeremy Springer |
| 2011 | Jeremy Springer |
| 2012 | Jordan Leslie |
| 2014 | Wesley Miller |
| 2016 | John De LaRosa |

NATIONAL ACADEMIC AWARDS

CAPITOL ONE ACADEMIC ALL-AMERICA

| YEAR | NAME | TEAM |
|------|---------------|------|
| 2014 | Wesley Miller | 2nd |

CAPITOL ONE ACADEMIC ALL-DISTRICT

| YEAR | NAME | TEAM |
|------|-----------------|------|
| 2011 | Jeremy Springer | 1st |
| 2014 | Wesley Miller | 1st |

T POSTSEASON ALL-STAR GAMES

BLUE-GRAY CLASSIC

| NAME | POS. | YEAR |
|----------------|------|------|
| Ken Heineman | QB | 1939 |
| Russell Cotton | HB | 1940 |
| Don Maynard | HB | 1957 |
| Greg Benefield | C | 1981 |
| Don Sommer | OG | 1985 |
| Joe MacEsiker | OT | 1986 |
| Paul Smith | RB | 1999 |

HULA BOWL

| NAME | POS. | YEAR |
|----------------|------|------|
| John Harvey | RB | 1989 |
| Barron Wortham | LB | 1994 |
| Marshall Young | PK | 1996 |
| Mike Deal | OL | 1999 |
| Brian Young | DE | 2000 |
| Tyler Ebell | RB | 2006 |
| Zach West | DL | 2007 |
| Marcus Thomas | RB | 2008 |

EAST-WEST SHRINE BOWL

| NAME | POS. | YEAR |
|------------------|------|------|
| Chris Jacke | PK | 1989 |
| Rob Sesich | C | 1992 |
| Menson Holloway | DE | 2001 |
| Brian Natkin | TE | 2001 |
| Robert Rodriguez | LB | 2005 |
| Aaron King | LS | 2007 |
| Marcus Thomas | RB | 2008 |

SENIOR BOWL

| NAME | POS. | YEAR |
|--------------------------|------|------|
| Fred Carr | LB | 1968 |
| Reggie Barrett | WR | 1991 |
| Keith Powe | LB | 1991 |
| Toraino Singleton | RB | 1996 |
| Brian Natkin | TE | 2001 |
| Thomas Howard | LB | 2006 |
| Jordan Palmer | QB | 2007 |
| Johnnie Lee Higgins, Jr. | WR | 2007 |
| Oniel Cousins | OL | 2008 |

| | | |
|----------------|----|------|
| Quintin Demps | DB | 2008 |
| Will Hernandez | OL | 2018 |

NFLPA BOWL

| NAME | POS. | YEAR |
|-----------------|------|------|
| Jameill Showers | QB | 2014 |
| Eric Tomlinson | TE | 2014 |
| Hayden Plinke | TE | 2017 |
| Nick Usher | TE | 2017 |

GRIDIRON CLASSIC

| NAME | POS. | YEAR |
|-----------------|------|------|
| Brian Young | DE | 2000 |
| Lee Mays | WR | 2002 |
| Lawrence Norman | OT | 2002 |
| Trey Darilek | OT | 2004 |

TEXAS VS. THE NATION

| NAME | POS. | YEAR |
|------------------------|------|------|
| Troy Collavo | LB | 2007 |
| Aaron King | LS | 2007 |
| Alex Obomese | DL | 2007 |
| Daniel Robinson | WR | 2007 |
| Reagan Schneider | PK | 2007 |
| Bryant Tisdale | DB | 2007 |
| Joe Ward | DL | 2007 |
| Zach West | DL | 2007 |
| Jeremy Jones | LB | 2008 |
| Jake Sears | TE | 2008 |
| Joe West | WR | 2008 |
| Jamar Hunt | TE | 2009 |
| Jose Martinez | PK | 2009 |
| Mike Aguayo | OL | 2010 |
| Cornelius Brown | DB | 2010 |
| Da'Mon Cromartie-Smith | DB | 2010 |
| Jeff Moturi | WR | 2010 |
| Kris Adams | WR | 2011 |


GRIDIRON SHOWCASE

| NAME | POS. | YEAR |
|----------------------|------|------|
| Alvin Jones | LB | 2018 |
| Logan Tulley-Tillman | OL | 2018 |

ALVIN JONES (2014-17)



T CONSENSUS ALL-AMERICANS




ED BUNN
PUNTER | 6-2 | 181
1990-91
WEST LAKE VILLAGE, CALIF.

Ed Bunn was the first Miner to earn consensus All-America honors, when he led the nation in punting in 1992. That season Bunn averaged 47.7 yards per punt after punting 41 times for 1,955 yards. He missed the last two games of the season with an injury, but still captured All-America honors from Walter Camp, Football News and the Associated Press. He became the third Miner to lead the nation in punting, joining Owen Price (1940) and Fred Wendt (1946). Bunn played just two seasons for the Miners, recording the second-highest career punting average in program history (44.5). He also boomed two of the 10 longest punts in school annals – 83 yards versus New Mexico (1991) and 73 yards versus BYU (1992).

CAREER STATISTICS

| YEAR | G | PUNTS | YARDS | AVG | LNG | BK | IN20 |
|---------------|-----------|------------|--------------|--------------|-----------|----------|-----------|
| 1991 | 12 | 63 | 2,675 | 42.46 | 83 | 2 | 21 |
| 1992 | 10 | 41 | 1,955 | 47.68 | 73 | 0 | 19 |
| TOTALS | 22 | 104 | 4,630 | 44.52 | 83 | 2 | 40 |



BRIAN NATKIN
TIGHT END | 6-4 | 245
1997-2000
SAN ANTONIO, TEXAS

Brian Natkin became UTEP's second consensus All-American and first unanimous All-American in 2000. Natkin was selected first team All-America eight times in 2000. He led all tight ends nationally in receptions (64) and yards (787), while converting 46 receptions (71.4 percent) for first downs that season. He was a semifinalist for the Mackey Award, given to the nation's top tight end. Natkin also earned honorable mention All-America honors in 1998, after notching 34 catches for 362 yards. He closed out his career with 172 catches for 1,934 yards and 11 touchdowns.

CAREER STATISTICS

| YEAR | G | REC | YARDS | AVG | TD | LG | AVG/G |
|---------------|-----------|------------|--------------|--------------|-----------|-----------|--------------|
| 1997 | 11 | 15 | 137 | 9.13 | 0 | 17 | 12.45 |
| 1998 | 11 | 34 | 362 | 10.65 | 3 | 45 | 32.91 |
| 1999 | 12 | 59 | 648 | 10.98 | 4 | 35 | 54.00 |
| 2000 | 11 | 64 | 787 | 12.30 | 4 | 27 | 71.55 |
| TOTALS | 45 | 172 | 1,934 | 11.24 | 11 | 45 | 42.98 |



WILL HERNANDEZ (2014-17)

LITTLE ALL-AMERICANS

- 1937 Ken Heineman, QB (NEA¹, Collyer's²)
- 1938 Ken Heineman, QB (NBC¹, NEA², Collyer's², AP³)
- 1939 Ken Heineman, QB (NBC¹, NEA¹, Collyer's², AP²)
- Barry Pennington, C (AP⁴)
- 1940 Owen Price, QB (Life¹, NBC¹, NEA¹, Collyer's¹, AP³)
- 1941 Owen Price, QB (Life¹, NBC¹, NEA¹, Collyer's¹, AP²)
- 1947 Fred Wendt, HB (UPI¹, AP³)
- 1948 Fred Wendt, HB (UPI¹, AP²)
- Raymond Evans, T (AP¹)
- Ernest Keily, G (AP²)
- 1949 Ernest Keily, G (AP²)

ALL-AMERICANS

- 1957 Dick Forrest, E (AP¹)
- 1965 Chuck Hughes, WR (Sport Extra¹)
- Billy Stevens, QB (AP¹)
- 1967 Fred Carr, LB (Sporting News¹)
- Billy Stevens, QB (AP¹)
- Charlie West, DB (Sporting News¹)
- 1971 Tony Perea, LB (AP¹)
- 1973 LaFreddie Coleman, CB (AP¹)
- 1974 Mike Wasteneay, NG (AP¹)
- 1986 Albert Williams, LB (AP¹)
- 1987 John Harvey, RB (AP¹)
- Joe Terry, DE (AP¹)
- 1988 Chris Jacke, PK (FWAA¹)
- Tony Tolbert, DE (AP¹)
- 1992 Ed Bunn, P (AP¹, Walter Camp¹, Football News¹)
- 1993 Baron Wortham, LB (FWAA¹, AP²)
- 1998 Brian Natkin, TE (Football News¹)
- 2000 Brian Natkin, TE (AP¹, Sporting News¹, AFCA¹, FWAA¹, Walter Camp¹, Football News¹, Rivals.com¹)
- Lee Mays, WR (Football News¹)
- 2006 Johnnie Lee Higgins, Jr., WR/PR (AFCA¹, AP², CollegeFootballNews.com²)

- 2007 Quintin Demps, DB (SI.com¹)
- 2008 Jose Martinez, PK (Rivals.com³)
- 2016 Will Hernandez, OL (AP², FOX Sports²)
- Aaron Jones, RB (AP³)
- 2017 Will Hernandez, OL (Pro Football Focus¹, USA Today¹, AP², Athlon's², CBS Sports², SI.com², The Athletic², Phil Steele Publications⁴, SB Nation⁴)

Legend

¹—First Team. ²—Second Team. ³—Third Team. ⁴—Fourth Team.
^h—Honorable Mention.
 AFCA: American Football Coaches' Association.
 AP: Associated Press.
 Collyer's: Collyer's News Service.
 FWAA: Football Writers' Association of America.
 Life: Life Magazine.
 NBC: National Broadcasting Company.
 NEA: Newspaper Enterprise Association.
 Sports Extra: Detroit Sports Extra.

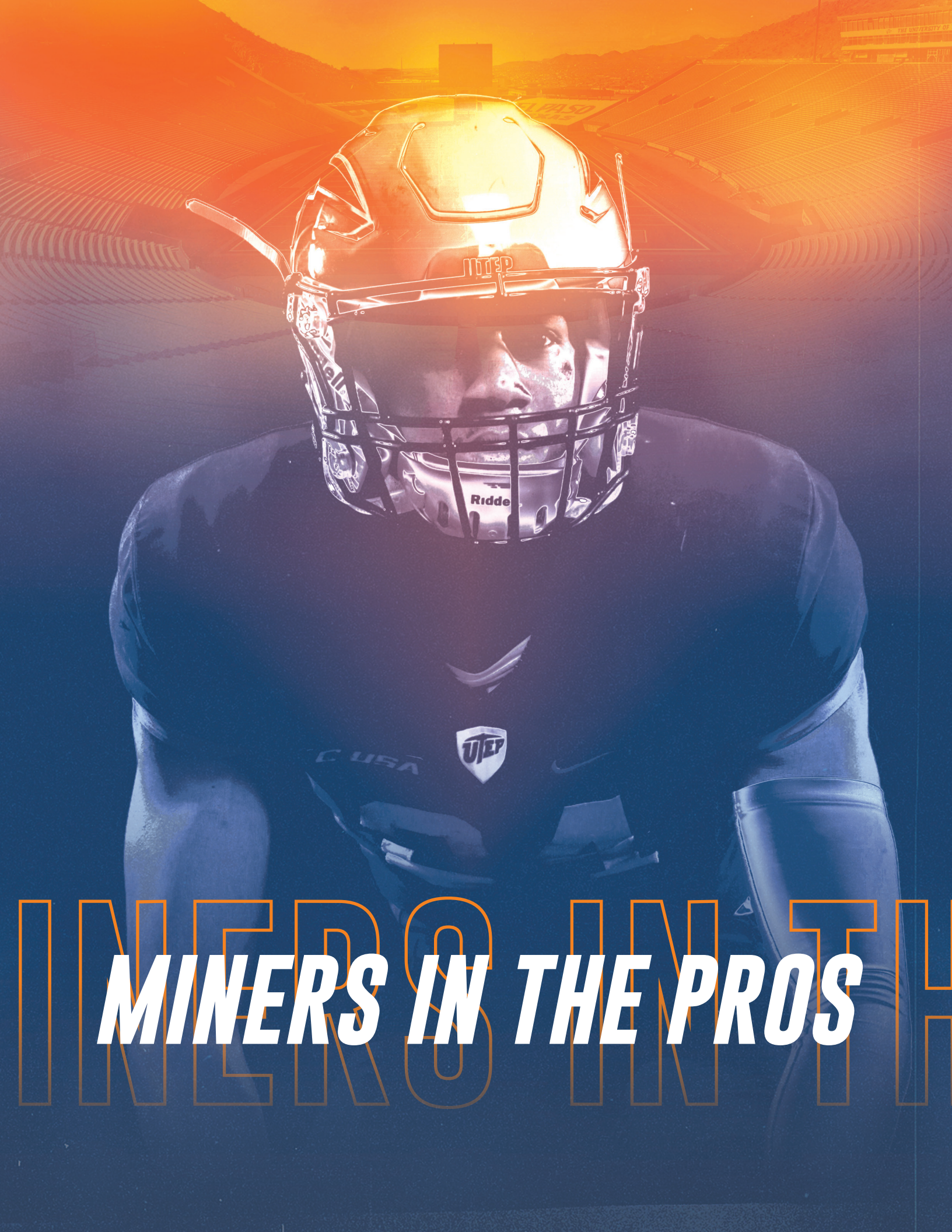
BY NUMBER

| NO. | NAME | YEARS |
|-----|--------------------------|------------|
| 1 | Chris Jacke | 1988 |
| 7 | Lee Mays | 2000 |
| 9 | Quintin Demps | 2007 |
| 13 | Chuck Hughes | 1965 |
| 14 | Owen Price | 1940-41 |
| 15 | Billy Stevens | 1965, 1967 |
| 17 | Barry Pennington | 1939 |
| 21 | Johnnie Lee Higgins, Jr. | 2006 |
| 22 | John Harvey | 1987 |
| | Fred Wendt | 1947-48 |
| 23 | Ken Heineman | 1937-39 |
| 29 | Aaron Jones | 2016 |
| 36 | Tony Perea | 1971 |
| | Mike Wasteneay | 1974 |
| 40 | Charlie West | 1967 |
| 41 | LaFreddie Coleman | 1973 |
| 42 | Bert Williams | 1986 |
| 54 | Ernest Keily | 1948-49 |
| 56 | Raymond Evans | 1948 |
| 57 | Barron Wortham | 1993 |

| | | |
|----|----------------|------------|
| 76 | Will Hernandez | 2016-17 |
| 80 | Dick Forrest | 1957 |
| 85 | Joe Terry | 1987 |
| 87 | Brian Natkin | 1998, 2000 |
| 86 | Fred Carr | 1967 |
| 98 | Tony Tolbert | 1988 |

BY POSITION

| NO. | NAME |
|----------------|--------------------------|
| Back | Ken Heineman |
| | Owen Price |
| | Fred Wendt |
| Center | Barry Pennington |
| Defensive Back | LaFreddie Coleman |
| | Quintin Demps |
| | Charlie West |
| Defensive End | Joe Terry |
| | Tony Tolbert |
| | Bert Williams |
| End | Dick Forrest |
| Flanker | Chuck Hughes |
| Guard | Will Hernandez |
| | Ernest Keily |
| Kicker | Chris Jacke |
| Linebacker | Fred Carr |
| | Tony Perea |
| | Barron Wortham |
| Nose Guard | Mike Wasteneay |
| Quarterback | Billy Stevens |
| Tackle | Raymond Evans |
| Tailback | John Harvey |
| | Aaron Jones |
| Tight End | Brian Natkin |
| Punter | Ed Bunn |
| Wide Receiver | Johnnie Lee Higgins, Jr. |
| | Lee Mays |



MINERS IN THE PROS

T MINERS IN THE PROS

| | | | | | | | |
|---------------------------------------|--------------|----------------------------------|--------------|---|--------------|-------------------------------------|--------------|
| KRIS ADAMS - WR TEAM | YEARS | DUSTIN BELL - DB TEAM | YEARS | MAURICE CHAVIS - DB TEAM | YEARS | JAMES DAVIDSON - LB TEAM | YEARS |
| Chicago (NFL) | 2011 | Tri-Cities (IDFL) | 2010 | Tri Cities (IDFL) | 2016-17 | Cincinnati (NFL) | 2014 |
| Minnesota (NFL) | 2011 | Cleveland (AFL1) | 2011-12 | | | New York Giants (NFL) | 2014 |
| St. Louis (NFL) | 2011 | New Orleans (AFL1) | 2013 | GENE CHILDS - FB TEAM | YEARS | FRED DEBERNARDO - DE TEAM | YEARS |
| Indianapolis (NFL) | 2012 | Tri-Cities (IDFL) | 2014-15 | San Diego (NFL) | 1970 | Kansas City (NFL) | 1974 |
| N.Y. Giants (NFL) | 2013 | BRYCE BENEKOS - P TEAM | YEARS | CAREY CLAYTON - C TEAM | YEARS | SIR JAMES DELGARDO - DB TEAM | YEARS |
| Winnipeg (CFL) | 2015-17 | Green Bay (NFL) | 2005 | San Diego (NFL) | 2001 | Hamilton (CFL) | 2007 |
| MIKE AGUAYO - OL TEAM | YEARS | NIKITA BLAIR - LB TEAM | YEARS | Jacksonville (NFL) | 2002 | British Columbia (CFL) | 2008 |
| Green Bay (NFL) | 2010 | Minnesota (NFL) | 1985 | Amsterdam (NFL-Europe) | 2003 | QUINTIN DEMPS - DB TEAM | YEARS |
| Milwaukee (AFL1) | 2011 | ANTWON BLAKE - DB TEAM | YEARS | Columbus (AFL1) | 2004 | Philadelphia (NFL) | 2008-09 |
| GODWIN AKINDURO - LB TEAM | YEARS | Jacksonville (NFL) | 2012 | Nashville (AFL1) | 2005-07 | Hartford (UFL) | 2010 |
| Dallas (NFL) | 2005 | Pittsburgh (NFL) | 2013-15 | ROBERT CLAYTON - OL TEAM | YEARS | Houston (NFL) | 2010-12 |
| ERIC ANDERSON - WR TEAM | YEARS | Tennessee (NFL) | 2016 | Austin (AFL1) | 2005 | Kansas City (NFL) | 2013 |
| Pittsburgh (NFL) | 1986 | N.Y. Giants (NFL) | 2017 | CRANCE CLEMONS - CB TEAM | YEARS | New York Giants (NFL) | 2014 |
| LIONEL (RED) ANDREWS - HB TEAM | YEARS | JAYSON BOYD - WR TEAM | YEARS | Detroit (NFL) | 2002 | Houston (NFL) | 2015-16 |
| Columbus (AFL) | 1938 | Oakland (NFL) | 2006 | Indianapolis (NFL) | 2004 | Chicago (NFL) | 2017 |
| Los Angeles Dons (AAFL) | 1939-42 | CORNELIUS BROWN - DB TEAM | YEARS | Ottawa (CFL) | 2003-05 | JON DORENBOS - DS TEAM | YEARS |
| DAVE ATKINS - RB TEAM | YEARS | Chicago (NFL) | 2010 | Calgary (CFL) | 2006-08 | Buffalo (NFL) | 2003-05 |
| San Francisco (NFL) | 1973 | Indianapolis (NFL) | 2010-11 | MICHEAL COMER - LB TEAM | YEARS | Tennessee (NFL) | 2005-06 |
| Honolulu (WFL) | 1974 | Chicago (NFL) | 2012 | Arizona (NFL) | 1997 | Philadelphia (NFL) | 2006-17 |
| San Diego (NFL) | 1975 | San Diego (NFL) | 2013 | RUSSELL COTTON - HB TEAM | YEARS | TYLER EBELL - RB TEAM | YEARS |
| ELOY ATKINSON - OL TEAM | YEARS | QC Steamwheelers (CHFL) | 2018-pr | Pittsburgh (NFL) | 1941-42 | Edmonton (CFL) | 2007, 2009 |
| Tennessee (NFL) | 2013 | DONALD BUCKRAM - RB TEAM | YEARS | ONIEL COUSINS - OL TEAM | YEARS | Toronto (CFL) | 2008 |
| SHERMAN AUSTIN - RB TEAM | YEARS | Cleveland (NFL) | 2011 | Baltimore (NFL) | 2008-10 | MICHAEL EDWARDS - WR TEAM | YEARS |
| Amarillo (AFL2) | 2005 | ED BUNN - P TEAM | YEARS | Cleveland (NFL) | 2011-13 | Cleveland (NFL) | 2013 |
| VICTOR BAILEY - WR TEAM | YEARS | Washington (NFL) | 1992 | Tampa Bay (NFL) | 2014 | GENE EPPS - DB TEAM | YEARS |
| Philadelphia (NFL) | 1993-94 | KEVIN CALDWELL - RB TEAM | YEARS | JONAS CRAFTS - TE TEAM | YEARS | Washington (NFL) | 1970 |
| Kansas City (NFL) | 1995-96 | Winnipeg (CFL) | 1992 | Philadelphia (NFL) | 2005 | DARIUS ELLISON - DB TEAM | YEARS |
| WALTER BALLARD - DT TEAM | YEARS | MATT CAMILLI - LS TEAM | YEARS | BRANDER CRAIGHEAD - OL TEAM | YEARS | Wichita (AFL2) | 2000-01 |
| Calgary (CFL) | 1983-84 | Philadelphia (NFL) | 2012 | Calgary (CFL) | 2014-15 | Roanoke (AFL2) | 2001 |
| British Columbia (CFL) | 1985-89 | JIMMY CARPENTER - WR TEAM | YEARS | DON CROFT - DT TEAM | YEARS | Wilkes-Barre (AFL2) | 2002 |
| JOE BANYARD - RB TEAM | YEARS | Arizona (NFL) | 1999 | Buffalo (NFL) | 1972-75 | Oklaoma City (AFL2) | 2002 |
| New Orleans (NFL) | 2012 | FRED CARR - LB TEAM | YEARS | Detroit (NFL) | 1976 | Columbus (AFL2) | 2003 |
| Minnesota (NFL) | 2012-14 | Green Bay (NFL) | 1968-77 | Saskatchewan (CFL) | 1977 | Macon (AFL2) | 2004 |
| Jacksonville (NFL) | 2015-16 | GRADY CAVNESS - DB TEAM | YEARS | DA'MON CROMARTIE-SMITH - DB TEAM | YEARS | Birmingham (AFL2) | 2004-05 |
| Buffalo (NFL) | 2017 | Denver (NFL) | 1969 | Pittsburgh (NFL) | 2010-13 | JIMMY EVANS - WR TEAM | YEARS |
| REGGIE BARRETT - WR TEAM | YEARS | Atlanta (NFL) | 1970 | Washington (NFL) | 2014-15 | Dallas (NFL) | 1964 |
| Detroit (NFL) | 1991-94 | Winnipeg (CFL) | 1971-73 | Ottawa (CFL) | 2015 | New York Jets (NFL) | 1964-66 |
| Seattle (NFL) | 1995 | British Columbia (CFL) | 1974-78 | GEORGE DANAY - OG TEAM | YEARS | JIM FABISH - DB TEAM | YEARS |
| KEVIN BELCHER - C TEAM | YEARS | BERNARD CHAPMAN - DB TEAM | YEARS | Kansas City (NFL) | 1968-77 | San Diego (NFL) | 1970 |
| New York Giants (NFL) | 1983-85 | Cleveland (NFL) | 1972 | TREY DARILEK - OG TEAM | YEARS | ARIEL FAMILIGI - OT TEAM | YEARS |
| Oakland (NFL) | 1985 | | | Philadelphia (NFL) | 2004-06 | Laredo (AFL2) | 2004 |
| | | | | Miami (NFL) | 2006 | | |
| | | | | Dallas (NFL) | 2007 | | |
| | | | | Miami (NFL) | 2008 | | |

T MINERS IN THE PROS

**ROBBY FELIX - C
TEAM**

| TEAM | YEARS |
|---------------------|-------|
| Las Vegas (UFL) | 2009 |
| Baltimore (NFL) | 2009 |
| New York Jets (NFL) | 2010 |

**JAHMAL FENNER - DB
TEAM**

| TEAM | YEARS |
|-----------------|---------|
| Amarillo (AFL2) | 2006-07 |

**JOSH FERGUSON - DB
TEAM**

| TEAM | YEARS |
|--------------------|---------|
| Chicago (AFL1) | 2010 |
| Spokane (AFL1) | 2011-12 |
| Utah (AFL1) | 2013 |
| San Antonio (AFL1) | 2014 |
| Spokane (IDFL) | 2016-17 |

**GONZALO FLOYD - DE
TEAM**

| TEAM | YEARS |
|--------------------|---------|
| Washington (NFL) | 1994 |
| Jacksonville (NFL) | 1995 |
| Calgary (CFL) | 1995-96 |
| Hamilton (CFL) | 1997-02 |
| Buffalo (AFL1) | 2003 |

**CHRIS FRANCIES - WR
TEAM**

| TEAM | YEARS |
|---------------------|---------|
| Green Bay (NFL) | 2006-08 |
| New Orleans (NFL) | 2009 |
| San Francisco (NFL) | 2009 |
| Utah (AFL1) | 2010 |
| Georgia (AFL1) | 2011 |

**JOHN FURMAN - RB
TEAM**

| TEAM | YEARS |
|-----------------|---------|
| Cleveland (NFL) | 1962-63 |

**BUBBA GARCIA - WR
TEAM**

| TEAM | YEARS |
|-------------------|-------|
| Kansas City (NFL) | 1980 |
| Denver (USFL) | 1983 |

**SAMMY GARZA - QB
TEAM**

| TEAM | YEARS |
|-----------------|---------|
| St. Louis (NFL) | 1987 |
| Phoenix (NFL) | 1988 |
| Winnipeg (CFL) | 1989-94 |
| Ottawa (CFL) | 1995 |

**PAUL GIBSON - WR
TEAM**

| TEAM | YEARS |
|-----------------|-------|
| Buffalo (NFL) | 1972 |
| Green Bay (NFL) | 1972 |

**CLYDE GLOSSON - WR
TEAM**

| TEAM | YEARS |
|---------------|-------|
| Buffalo (NFL) | 1970 |

**KEONTA GOLSON - WR/DB
TEAM**

| TEAM | YEARS |
|--------------|---------|
| Tulsa (AFL2) | 2001-02 |

**DESHAWN GRAYSON - DB
TEAM**

| TEAM | YEARS |
|------------------|-------|
| Pittsburgh (NFL) | 2013 |

**LEON HARDEN - DB
TEAM**

| TEAM | YEARS |
|-----------------|---------|
| Green Bay (NFL) | 1969-70 |

**WAYNE HANSEN - C
TEAM**

| TEAM | YEARS |
|---------------|---------|
| Chicago (NFL) | 1950-59 |
| Dallas (NFL) | 1960-62 |

**JOHN HARVEY - RB
TEAM**

| TEAM | YEARS |
|-----------------|---------|
| Tampa Bay (NFL) | 1989-90 |
| Winnipeg (CFL) | 1991-92 |

**PAT HEGARTY - QB
TEAM**

| TEAM | YEARS |
|--------------|---------|
| Denver (NFL) | 1989-90 |

**KEN HEINEMAN - QB
TEAM**

| TEAM | YEARS |
|-----------------|---------|
| Cleveland (NFL) | 1940-41 |
| Brooklyn (NFL) | 1942-44 |

**WILL HERNANDEZ - OL
TEAM**

| TEAM | YEARS |
|-----------------------|---------|
| New York Giants (NFL) | 2018-pr |

**MICHAEL HICKS - DB
TEAM**

| TEAM | YEARS |
|------------------------|---------|
| Dallas (NFL) | 1998 |
| Frankfurt (NFL-Europe) | 1999 |
| New England (AFL1) | 1999 |
| Toronto (AFL1) | 2000-01 |

**KARMUL HIGH
TEAM**

| TEAM | YEARS |
|---------------|-------|
| El Paso (IFL) | 2004 |

**ROD HUNTLEY
TEAM**

| TEAM | YEARS |
|-----------------|-------|
| Minnesota (NFL) | 2011 |

**JOHNNIE LEE HIGGINS, JR. - WR
TEAM**

| TEAM | YEARS |
|--------------------|---------|
| Oakland (NFL) | 2007-10 |
| Philadelphia (NFL) | 2011 |
| Virginia (UFL) | 2012 |

**GEORGE HILLARY - DE
TEAM**

| TEAM | YEARS |
|------------------|-------|
| Washington (NFL) | 1945 |

**MENSON HOLLOWAY - DE
TEAM**

| TEAM | YEARS |
|---------------------|---------|
| San Francisco (NFL) | 2001-02 |
| San Jose (AFL1) | 2003 |
| New Orleans (AFL1) | 2004 |

**THOMAS HOWARD - LB
TEAM**

| TEAM | YEARS |
|------------------|---------|
| Oakland (NFL) | 2006-10 |
| Cincinnati (NFL) | 2011-13 |

**CHUCK HUGHES - WR
TEAM**

| TEAM | YEARS |
|--------------------|---------|
| Philadelphia (NFL) | 1967-69 |
| Detroit (NFL) | 1969-71 |

**JAMAR HUNT - TE
TEAM**

| TEAM | YEARS |
|--------------|-------|
| Dallas (NFL) | 2009 |

**IBOK IBOK - DL
TEAM**

| TEAM | YEARS |
|--------------------|-------|
| Bakersfield (AFL2) | 2007 |

**BEST IHEGBOROW - DL
TEAM**

| TEAM | YEARS |
|---------------|-------|
| Arizona (NFL) | 1997 |

**SULAIMAN ISMAIL - WR
TEAM**

| TEAM | YEARS |
|-----------------|-------|
| New York (AFL1) | 2001 |

**CHRIS JACKE - PK
TEAM**

| TEAM | YEARS |
|------------------|---------|
| Green Bay (NFL) | 1989-96 |
| Washington (NFL) | 1997 |
| Arizona (NFL) | 1998-99 |

**EUGENE JACKSON - DE
TEAM**

| TEAM | YEARS |
|-----------------|-------|
| Cleveland (NFL) | 1968 |

**HOWARD JACKSON - RB
TEAM**

| TEAM | YEARS |
|----------------|-------|
| Detroit (NFL) | 2005 |
| Hamilton (CFL) | 2005 |

**ADRIAN JAMES - CB
TEAM**

| TEAM | YEARS |
|----------------|-------|
| Spokane (IDFL) | 2016 |
| Ottawa (CFL) | 2017 |

**CEDRIC JOHNSON - WR
TEAM**

| TEAM | YEARS |
|--------------------|-------|
| Saskatchewan (CFL) | 1997 |


JON DORENBOS (2000-02)

MINERS IN THE PROS

Portland (AFL1) 1998
El Paso (IDFL) 2009

AARON JONES - RB TEAM YEARS
Green Bay (NFL) 2017-pr

ALVIN JONES - LB TEAM YEARS
Baltimore (NFL) 2018-pr

RON JONES - TE TEAM YEARS
Green Bay (NFL) 1969

SETH JOYNER - LB TEAM YEARS
Philadelphia (NFL) 1986-93
Arizona (NFL) 1994-96
Green Bay (NFL) 1997
Denver (NFL) 1998

GARY KEITHLEY - QB TEAM YEARS
St. Louis (NFL) 1973-75
Seattle (NFL) 1976
British Columbia (CFL) 1977-78

GEORGE KELLY - DB TEAM YEARS
Arizona (AFL1) 2010

DONAVON KEMP - WR TEAM YEARS
Dallas (NFL) 2012

OLA KIMRIN - PK TEAM YEARS
Rhein (NFL-Europe) 2001
Frankfurt (NFL-Europe) 2001-02
Dallas (NFL) 2003
Cologne (NFL-Europe) 2004
Washington (NFL) 2004
Tennessee (NFL) 2005
Rhein (NFL-Europe) 2006
Miami (NFL) 2006

AARON KING - LS TEAM YEARS
Sacramento (UFL) 2010-11

JOEY KNAPP - TE TEAM YEARS
Houston (NFL) 2002
Green Bay (NFL) 2003

SEAN KUGLER - OL TEAM YEARS
Sacramento (WLAFL) 1991

CEDRICK LANG - TE TEAM YEARS
Denver (NFL) 2017
Minnesota (NFL) 2018-pr

BOB LARABA - HB-LB TEAM YEARS
Green Bay (NFL) 1959
San Diego (AFL) 1960-61

LEIF LARSEN - DT TEAM YEARS
Buffalo (NFL) 2000-02

DARRIN LAUFASA - FB TEAM YEARS
Cincinnati (NFL) 2017-pr

LARRY LINNE - WR TEAM YEARS
New England (NFL) 1987-88

JIM LOHMANN - OT TEAM YEARS
British Columbia (CFL) 1978-82
Chicago (USFL) 1983
Pittsburgh (USFL) 1984
San Antonio (USFL) 1985

RICKY LOPEZ - WR/DB TEAM YEARS
Arizona (AFL1) 1992-93

JOE MACESKER - OT TEAM YEARS
San Diego (NFL) 1987

JOSE MARTINEZ - K TEAM YEARS
Milwaukee (AFL1) 2012
Chicago (AFL1) 2013
Iowa (AFL1) 2014
New Orleans (AFL1) 2014

RILEY MATHESON - G TEAM YEARS
Columbus (AFL) 1939
Cleveland Rams 1939-42
Detroit (NFL) 1943
Cleveland (NFL) 1944-46
Los Angeles Rams 1947
San Francisco (AAFC) 1948

DEMETRIUS MAXIE - DT TEAM YEARS
Baltimore (CLF) 1995
Montreal (CFL) 1996
Toronto (CFL) 1996-99
Albany (AFL1) 1999-00
Saskatchewan (CFL) 2000-01
Buffalo (NFL) 2002
Toronto (CFL) 2002
San Francisco (NFL) 2004
Calgary (CFL) 2003-06

HAYDEN MAYHEW - T TEAM YEARS
Pittsburgh (NFL) 2004
Hawaiian (AFL2) 2004

DON MAYNARD - WR TEAM YEARS
New York Giants (NFL) 1958
Hamilton (CFL) 1959
New York Jets (NFL) 1960-72
St. Louis (NFL) 1973

SCOT MAYNARD - WR TEAM YEARS
San Francisco (NFL) 1987
Phoenix (NFL) 1988
Winnipeg Bluebombers (CFL) 1990

LEE MAYS - WR TEAM YEARS
Pittsburgh (NFL) 2002-06

MATT MCKINNON - FB/LB TEAM YEARS
Tulsa (AFL2) 2005

TREY MERKENS - LB TEAM YEARS
Atlanta (NFL) 2001
San Diego (AFL2) 2003
Laredo (AFL2) 2004

HORACE MILLER - LB TEAM YEARS
Seattle (NFL) 2014
Carolina (NFL) 2014
Oakland (NFL) 2014
Baltimore (NFL) 2015

WESLEY MILLER - DB TEAM YEARS
Buffalo (NFL) 2015

TERRANCE MINOR - WR TEAM YEARS
Laredo (AFL2) 2004

DARRYL MOORE - OG TEAM YEARS
Washington (NFL) 1992
Tampa Bay (NFL) 1996
Amsterdam (NFL-Europe) 1997-98
Florida (AFL1) 1999-00
Milwaukee (AFL1) 2000-01

RAYMOND MORRIS - LB TEAM YEARS
Chicago (NFL) 1987

JEFF MOTURI - WR TEAM YEARS
Green Bay (NFL) 2010
Dallas (NFL) 2010

HALAKILANGI MUAGUTUTIA - DB TEAM YEARS
Toronto (CFL) 1999
Chicago (XFL) 2001
Mobile (AFL2) 2002
Chicago (AFL1) 2002-03
Las Vegas (AFL1) 2003
Central Valley (AFL2) 2004
Hawaiian (AFL2) 2004

VOLLEY MURPHY - WR TEAM YEARS
Minnesota (NFL) 1968

BRIAN NATKIN - TE TEAM YEARS
Tennessee (NFL) 2001-02
St. Louis (NFL) 2003

ALEX OBOMESE - DL TEAM YEARS
Dallas (NFL) 2007
Alabama (AAFL) 2008

HUMBERTO PADILLA - OL/DL TEAM YEARS
Stockton (AFL2) 2009

JORDAN PALMER - QB TEAM YEARS
Washington (NFL) 2007
Arizona (AFL1) 2008
Cincinnati (NFL) 2008-11
Sacramento (UFL) 2011
Jacksonville (NFL) 2012
Chicago (NFL) 2013
Buffalo (NFL) 2014
Tennessee (NFL) 2014

DAMIAN PAYNE - DB TEAM YEARS
Bemidji (IDFL) 2015

TONY PEREA - LB TEAM YEARS
Hamilton (CFL) 1976

ROCKY PEREZ - QB TEAM YEARS
Laredo (AFL2) 2004

WESLEY PHILLIPS - QB TEAM YEARS
San Diego (AFL2) 2002-03

KEITH POWE - DE TEAM YEARS
British Columbia (CFL) 1991-93
Tampa Bay (NFL) 1994-96
Scotland (NFL-Europe) 1997
Winnipeg (CFL) 1997-98

THURMAN RANDLE - OT TEAM YEARS
Atlanta (NFL) 1968

JOHN RAYBORN - QB TEAM YEARS
Saskatchewan (CFL) 1999-00
Indiana (AFL1) 2001-02
Macon (AFL2) 2002
Detroit (AFL1) 2003-04
Columbus (AFL1) 2004
New Orleans (AFL1) 2004

ROY ROBERTSON-HARRIS- DL TEAM YEARS
Chicago (NFL) 2016-pr

DANIEL ROBINSON - WR TEAM YEARS
New England (NFL) 2007
Green Bay (AFL1) 2010

ROBERT RODRIGUEZ - LB TEAM YEARS
Tennessee (NFL) 2005
Cologne (NFL-Europe) 2006
Calgary (CFL) 2006-07

SAM ROGERS - DB TEAM YEARS
Hamilton (CFL) 1995-97

T MINERS IN THE PROS

JON SALCIDO - FB/LB/DL TEAM
El Paso (IDFL) 2009

KEN SALE, LB TEAM
London (WLAFL) 1991-92
Sacramento (AFL1) 1992-93

LORNE SAM - WR TEAM
Denver (NFL) 2008
Winnipeg (CFL) 2009

DENVER SAMPLES - DT TEAM
Atlanta (NFL) 1969

CARLOS SCOTT - C TEAM
St. Louis (NFL) 1983-86

REAGAN SCHNEIDER - PK TEAM
Washington (NFL) 2007

JAMEILL SHOWERS - QB TEAM
Dallas (NFL) 2015-pr

PETE SHUFELT - LB TEAM
San Francisco (NFL) 1993
New Orleans (NFL) 1993
Kansas City (NFL) 1993-94
New York Giants (NFL) 1994-95
Denver (NFL) 1996
Rhein (NFL-Europe) 1997

JOHN SINGLETON - DT TEAM
British Columbia (CFL) 1980

KENDRICK SINGLETON - DB TEAM
Rio Grande Valley (AFL2) 2009

ED SMITH - DB TEAM
Green Bay (NFL) 1948-49

KEITH SMITH - OL/DL TEAM
Denver (AFL1) 1987-90
Orlando (AFL1) 1991

MIKE SMITH - DB TEAM
Miami (NFL) 1985-87
Atlanta (NFL) 1988

PAUL SMITH - RB TEAM
San Francisco (NFL) 2000-02
Detroit (NFL) 2003-05
St. Louis (NFL) 2006
Denver (NFL) 2007-08

DON SOMMER - OT TEAM
Buffalo (NFL) 1987

JAMES SPADY - OL/DL TEAM
Denver (AFL1) 1991
Sacramento (AFL1) 1992-93

MELVIN STEPHENSON II - DB TEAM
Washington (NFL) 2010
San Jose (AFL1) 2011

BILLY STEVENS, QB TEAM
Green Bay (NFL) 1968-69
Chicago Bears (NFL) 1970-71

CRAIG STRICKLAND - QB TEAM
Tulsa (AFL2) 2000-01
Detroit (AFL1) 2002
Tulsa (AFL2) 2003
Oklahoma City (AFL2) 2004-06

TRES SULLIVAN - QB TEAM
Arizona (AFL1) 1995
Milwaukee (AFL1) 1996-97
Sacramento (AFL1) 1997

DAVID SUTTON - WR TEAM
Miami (NFL) 2007

DANNY TAYLOR - DB TEAM
Edmonton (CFL) 1998

KENT TAYLOR - TE TEAM
Carolina (NFL) 2017

DAVID TERRELL - DB TEAM
Washington (NFL) 1998
Rhein (NFL-Europe) 1999
Washington (NFL) 2000-03
Oakland (NFL) 2004

DREW THOMAS - DB TEAM
St. Louis (NFL) 2013

MARCUS THOMAS - RB TEAM
San Diego (NFL) 2008
Cleveland (NFL) 2009
Denver (NFL) 2009

DELBERT THOMPSON - RB TEAM
Kansas City (NFL) 1982

BRYANT TISDALE - DB TEAM
Florida (AFL2) 2009

TONY TOLBERT - DE TEAM
Dallas (NFL) 1989-98

ERIC TOMLINSON - TE TEAM
Philadelphia (NFL) 2015
Houston (NFL) 2015-16
N.Y. Jets (NFL) 2016-pr

NICK USHER - LB TEAM
Seattle (NFL) 2017
Edmonton (CFL) 2017-pr

TREVOR VITTATOE - QB TEAM
Chicago (NFL) 2011
Indianapolis (NFL) 2012

BOB WALLACE - TE TEAM
Chicago Bears (NFL) 1968-71

ADRIAN WARD - DB TEAM
Minnesota (NFL) 2005

CLARENCE WARD - DB TEAM
Iowa (AFL1) 2011

ERIC WASHINGTON - DB TEAM
St. Louis (NFL) 1972-73

CHARLIE WEST - DB TEAM
Minnesota (NFL) 1968-74
Detroit (NFL) 1975-77
Denver (NFL) 1978-79



AARON JONES (2013-16)

T MINERS IN THE PROS

JOE WEST - WR TEAM

| | |
|-----------------|---------|
| Dallas (NFL) | 2008 |
| St. Louis (NFL) | 2010 |
| Calgary (CFL) | 2012-17 |

ZACH WEST - DL TEAM

| | |
|-------------------|------|
| New England (NFL) | 2007 |
| Cleveland (NFL) | 2008 |

JEFF WHITE - PK TEAM

| | |
|-------------------|------|
| New England (NFL) | 1973 |
|-------------------|------|

PAUL WHITE - RB TEAM

| | |
|-----------------|---------|
| St. Louis (NFL) | 1970-71 |
|-----------------|---------|

JESSE WHITTENTON - DB TEAM

| | |
|------------------------|---------|
| Los Angeles Rams (NFL) | 1956 |
| Chicago Bears (NFL) | 1957 |
| Green Bay (NFL) | 1958-64 |

ALBERT WILLIAMS - LB TEAM

| | |
|-------|--|
| YEARS | |
|-------|--|

| | |
|--------------------|---------|
| Pittsburgh (NFL) | 1987 |
| Winnipeg (CFL) | 1988-91 |
| San Antonio (WLAF) | 1992 |

LARRY WILLIS - S TEAM

| | |
|------------------|------|
| Washington (NFL) | 1973 |
|------------------|------|

DARREN WOODARD - DB TEAM

| | |
|-----------------|---------|
| St. Louis (NFL) | 2013 |
| Arizona (NFL) | 2014-15 |
| Ottawa (CFL) | 2016-pr |

BARRON WORTHAM, LB TEAM

| | |
|-----------------|---------|
| Houston (NFL) | 1994-96 |
| Tennessee (NFL) | 1997-99 |
| Dallas (NFL) | 2000 |

BRIAN YOUNG, DT TEAM

| | |
|----------------------|---------|
| St. Louis Rams (NFL) | 2000-03 |
| New Orleans (NFL) | 2004-09 |

MARSHALL YOUNG - PK TEAM

| | |
|-------------|------|
| Miami (NFL) | 1999 |
|-------------|------|

LEGEND

AAFL – All-American Football League
 AFL – American Football League
 AFL1 – Arena Football League
 AFL2 – Arena Football League 2
 CFL – Canadian Football League
 CHFL – Champions Indoor Football League
 IDFL – Indoor Football League
 IFL – Intense Football League
 NFL – National Football League
 NFL-Europe – NFL European League
 USFL – United States Football League
 UFL – United Football League
 WFL – World Football League
 WLAF – World League of American Football



JORDAN PALMER (2003-06)

T MINERS IN THE NFL

ATLANTA

| NAME | POS | YEARS |
|----------------|-----|-------|
| Grady Cavness | DB | 1970 |
| Trey Merkens | LB | 2001 |
| Thurman Randle | OT | 1968 |
| Denver Samples | DT | 1969 |
| Mike Smith | DB | 1988 |

ARIZONA

| NAME | POS | YEARS |
|-----------------|-----|---------|
| Jimmy Carpenter | WR | 1999 |
| Michael Comer | LB | 1997 |
| Sammy Garza | QB | 1988 |
| Best Ihegborow | DL | 1997 |
| Chris Jacke | PK | 1998-99 |
| Seth Joyner | LB | 1994-96 |
| Scot Maynard | WR | 1988 |
| Darren Woodard | DB | 2014-15 |

BALTIMORE

| NAME | POS | YEARS |
|---------------|-----|---------|
| Oniel Cousins | OL | 2008-10 |
| Robby Felix | C | 2009 |
| Alvin Jones | LB | 2018-pr |
| Horace Miller | LB | 2015 |

BROOKLYN

| NAME | POS | YEARS |
|--------------|-----|---------|
| Ken Heineman | QB | 1942-44 |

BUFFALO

| NAME | POS | YEARS |
|---------------|-----|---------|
| Joe Banyard | RB | 2017 |
| Don Croft | DT | 1972-75 |
| Jon Dorenbos | DS | 2003-06 |
| Paul Gibson | WR | 1972 |
| Clyde Glosson | WR | 1970 |
| Leif Larsen | DT | 2000-02 |

| | | |
|---------------|----|------|
| Wesley Miller | DB | 2015 |
| Jordan Palmer | QB | 2014 |
| Don Sommer | OT | 1987 |

CAROLINA

| NAME | POS | YEARS |
|---------------|-----|-------|
| Horace Miller | LB | 2014 |

CHICAGO

| NAME | POS | YEARS |
|----------------------|-----|------------|
| Kris Adams | WR | 2011 |
| Cornelius Brown | DB | 2010, 2012 |
| Quintin Demps | DB | 2017 |
| Wayne Hansen | C | 1950-59 |
| Raymond Morris | LB | 1987 |
| Jordan Palmer | QB | 2013 |
| Roy Robertson-Harris | DL | 2016-pr |
| Billy Stevens | QB | 1970-71 |
| Trevor Vittatoe | QB | 2011 |
| Bob Wallace | TE | 1968-71 |
| Jesse Whittenton | DB | 1957 |

CINCINNATI

| NAME | POS | YEARS |
|----------------|-----|---------|
| James Davidson | LB | 2014 |
| Thomas Howard | LB | 2011-13 |
| Darrin Laufasa | FB | 2017-pr |
| Jordan Palmer | QB | 2008-11 |

CLEVELAND

| NAME | POS | YEARS |
|-----------------|-----|----------------|
| Donald Buckram | RB | 2011 |
| Bernard Chapman | DB | 1972 |
| Oniel Cousins | OL | 2011-13 |
| Michael Edwards | WR | 2013 |
| John Furman | RB | 1962-63 |
| Ken Heineman | QB | 1942-44 |
| Eugene Jackson | DB | 1968 |
| Riley Matheson | G | 1939-42, 44-46 |

| | | |
|---------------|----|------|
| Marcus Thomas | RB | 2009 |
| Zach West | DL | 2008 |

DALLAS

| NAME | POS | YEARS |
|-----------------|-----|---------|
| Godwin Akinduro | LB | 2011 |
| Trey Darilek | OG | 2007 |
| Jimmy Evans | WR | 1964 |
| Wayne Hansen | C | 1960-62 |
| Michael Hicks | DB | 1998 |
| Jamar Hunt | TE | 2009 |
| Donavon Kemp | WR | 2012 |
| Ola Kimrin | PK | 2003 |
| Jeff Moturi | WR | 2010 |
| Alex Obomese | DL | 2007 |
| Jameill Showers | QB | 2015-pr |
| Tony Tolbert | DE | 1989-98 |
| Joe West | WR | 2008 |
| Barron Wortham | LB | 2000 |

DENVER

| NAME | POS | YEARS |
|---------------|-----|---------|
| Grady Cavness | DB | 1969 |
| Pat Hegarty | QB | 1989-90 |
| Seth Joyner | LB | 1998 |
| Cedrick Lang | TE | 2017 |
| Lorne Sam | WR | 2008 |
| Pete Shufelt | LB | 1996 |
| Paul Smith | RB | 2007-08 |
| Marcus Thomas | RB | 2009 |
| Charlie West | DB | 1978-79 |

DETROIT

| NAME | POS | YEARS |
|----------------|-----|---------|
| Reggie Barrett | WR | 1991-94 |
| Crance Clemons | CB | 2002 |
| Don Croft | DT | 1976 |
| Chuck Hughes | WR | 1969-71 |
| Howard Jackson | RB | 2005 |
| Riley Matheson | G | 1943 |

| | | |
|--------------|----|---------|
| Paul Smith | RB | 2003-05 |
| Charlie West | DB | 1975-77 |

GREEN BAY

| NAME | POS | YEARS |
|------------------|-------|---------|
| Mike Aguayo | OL | 2010 |
| Bryce Benekos | P | 2005 |
| Fred Carr | LB | 1968-77 |
| Chris Francies | WR | 2006-08 |
| Paul Gibson | WR | 1972 |
| Leon Harden | DB | 1969-70 |
| Chris Jacke | PK | 1989-96 |
| Aaron Jones | RB | 2017-pr |
| Ron Jones | TE | 1968 |
| Seth Joyner | LB | 1997 |
| Joey Knapp | TE | 2003 |
| Bob Laraba | HB-LB | 1959 |
| Jeff Moturi | WR | 2010 |
| Ed Smith | DB | 1948-49 |
| Billy Stevens | QB | 1968-69 |
| Jesse Whittenton | DB | 1958-64 |

HOUSTON

| NAME | POS | YEARS |
|----------------|-----|---------|
| Quintin Demps | DB | 2010-12 |
| | | 2015-16 |
| Joey Knapp | TE | 2002 |
| Eric Tomlinson | TE | 2015-16 |
| Barron Wortham | LB | 1994-96 |

INDIANAPOLIS

| NAME | POS | YEARS |
|-----------------|-----|---------|
| Kris Adams | WR | 2012 |
| Cornelius Brown | DB | 2010-11 |
| Crance Clemons | CB | 2004 |
| Trevor Vittatoe | QB | 2012 |



ERIC TOMLINSON (2011-14)



T MINERS IN THE NFL

JACKSONVILLE

| NAME | POS | YEARS |
|---------------|-----|---------|
| Joe Banyard | RB | 2015-16 |
| Antwon Blake | DB | 2012 |
| Carey Clayton | C | 2002 |
| Gonzalo Floyd | DE | 1995 |
| Jordan Palmer | QB | 2012 |

KANSAS CITY

| NAME | POS | YEARS |
|------------------|-----|---------|
| Victor Bailey | WR | 1995-96 |
| George Daney | OG | 1968-77 |
| Fred DeBernardo | DE | 1974 |
| Quintin Demps | DB | 2013 |
| Bubba Garcia | WR | 1980 |
| Pete Shufelt | LB | 1993-94 |
| Delbert Thompson | RB | 1982 |

LOS ANGELES (RAMS)

| NAME | POS | YEARS |
|------------------|-----|-------|
| Riley Matheson | G | 1947 |
| Jesse Whittenton | DB | 1956 |

MIAMI

| NAME | POS | YEARS |
|--------------|-----|-----------|
| Trey Darilek | OG | 2006, '08 |
| Ola Kimrin | PK | 2006 |
| Mike Smith | DB | 1985-87 |
| David Sutton | WR | 2007 |
| Brian Young | PK | 1999 |

MINNESOTA

| NAME | POS | YEARS |
|--------------|-----|---------|
| Kris Adams | WR | 2011 |
| Joe Banyard | RB | 2012-14 |
| Nikita Blair | LB | 1985 |
| Rod Huntley | OL | 2011 |
| Cedrick Lang | TE | 2018-pr |
| Adrian Ward | DB | 2005 |
| Charlie West | DB | 1968-74 |

NEW ENGLAND

| NAME | POS | YEARS |
|-----------------|-----|---------|
| Larry Linne | WR | 1987-88 |
| Daniel Robinson | WR | 2007 |

| | | |
|------------|----|------|
| Zach West | DL | 2007 |
| Jeff White | PK | 1973 |

NEW ORLEANS

| NAME | POS | YEARS |
|----------------|-----|---------|
| Joe Banyard | RB | 2012 |
| Chris Francies | WR | 2009 |
| Pete Shufelt | LB | 1993 |
| Brian Young | DT | 2004-09 |

NEW YORK (GIANTS)

| NAME | POS | YEARS |
|----------------|-----|---------|
| Kris Adams | WR | 2013 |
| Kevin Belcher | C | 1983-85 |
| James Davidson | LB | 2014 |
| Quintin Demps | DB | 2014 |
| Will Hernandez | G | 2018-pr |
| Don Maynard | WR | 1958 |
| Pete Shufelt | LB | 1994-95 |

NEW YORK (JETS)

| NAME | POS | YEARS |
|----------------|-----|---------|
| Jimmy Evans | WR | 1964-66 |
| Robby Felix | C | 2010 |
| Don Maynard | WR | 1960-72 |
| Eric Tomlinson | TE | 2016-pr |

OAKLAND

| NAME | POS | YEARS |
|---------------------|-----|---------|
| Kevin Belcher | C | 1985 |
| Jason Boyd | WR | 2005 |
| Johnnie Lee Higgins | WR | 2007-10 |
| Thomas Howard | LB | 2006-10 |
| Horace Miller | LB | 2014 |
| David Terrell | DB | 2004 |

PHILADELPHIA

| NAME | POS | YEARS |
|---------------------|-----|---------|
| Victor Bailey | WR | 1993-94 |
| Matt Camilli | LS | 2012 |
| Jonas Crafts | TE | 2005 |
| Trey Darilek | OG | 2004-06 |
| Quintin Demps | DB | 2008-09 |
| Jon Dorenbos | DS | 2006-17 |
| Johnnie Lee Higgins | WR | 2011 |

| | | |
|----------------|----|---------|
| Chuck Hughes | WR | 1967-69 |
| Seth Joyner | LB | 1986-93 |
| Eric Tomlinson | TE | 2015 |

PITTSBURGH

| NAME | POS | YEARS |
|------------------------|-----|---------|
| Eric Anderson | WR | 1986 |
| Antwon Blake | DB | 2013-15 |
| Russell Cotton | HB | 1941-42 |
| Da'Mon Cromartie Smith | DB | 2010-13 |
| DeShawn Grayson | DB | 2013 |
| Hayden Mayhew | T | 1936-38 |
| Lee Mays | WR | 2002-06 |
| Albert Williams | LB | 1987 |

SAN DIEGO

| NAME | POS | YEARS |
|-----------------|-----|-------|
| Dave Atkins | RB | 1975 |
| Cornelius Brown | DB | 2013 |
| Gene Childs | FB | 1970 |
| Carey Clayton | C | 2001 |
| Jim Fabish | DB | 1970 |
| Joe MacEsiker | OT | 1987 |
| Marcus Thomas | RB | 2008 |

SAN FRANCISCO

| NAME | POS | YEARS |
|------------------|-----|---------|
| Dave Atkins | RB | 1973 |
| Chris Francies | WR | 2009 |
| Menson Holloway | DE | 2001-02 |
| Demetrious Maxie | DT | 2004 |
| Scot Maynard | WR | 1987 |
| Pete Shufelt | LB | 1993 |
| Paul Smith | RB | 2000-02 |

ST. LOUIS

| NAME | POS | YEARS |
|---------------|-----|---------|
| Kris Adams | WR | 2011 |
| Sammy Garza | QB | 1987 |
| Gary Keithley | QB | 1973-75 |
| Don Maynard | WR | 1973 |
| Brian Natkin | TE | 2003 |
| Carlos Scott | C | 1983-86 |
| Paul Smith | RB | 2006 |
| Drew Thomas | DB | 2013 |

| | | |
|-----------------|----|---------|
| Eric Washington | DB | 1972-73 |
| Joe West | WR | 2010 |
| Paul White | RB | 1970-71 |
| Darren Woodard | DB | 2013 |
| Brian Young | DT | 2000-03 |

SEATTLE

| NAME | POS | YEARS |
|----------------|-----|-------|
| Reggie Barrett | WR | 1995 |
| Gary Keithley | QB | 1976 |
| Horace Miller | LB | 2014 |
| Nick Usher | LB | 2017 |

TAMPA BAY

| NAME | POS | YEARS |
|---------------|-----|---------|
| Oniel Cousins | OL | 2014 |
| John Harvey | RB | 1989-90 |
| Darryl Moore | OG | 1996 |
| Keith Powe | DE | 1994-96 |

TENNESSEE

| NAME | POS | YEARS |
|------------------|-----|---------|
| Eloy Atkinson | OL | 2013 |
| Antwon Blake | DB | 2016 |
| Ola Kimrin | PK | 2005 |
| Volley Murphy | WR | 1968 |
| Brian Natkin | TE | 2001-02 |
| Jordan Palmer | QB | 2014 |
| Robert Rodriguez | LB | 2005 |
| Barron Wortham | LB | 1997-99 |

WASHINGTON

| NAME | POS | YEARS |
|------------------------|-----|---------------|
| Ed Bunn | P | 1992 |
| Da'Mon Cromartie Smith | DB | 2014-15 |
| Gene Epps | DB | 1970 |
| Gonzalo Floyd | DE | 1994 |
| George Hillary | E | 1945 |
| Chris Jacke | PK | 1997 |
| Ola Kimrin | PK | 2004 |
| Darryl Moore | OG | 1992 |
| Jordan Palmer | QB | 2007 |
| Reagan Schneider | PK | 2007 |
| Melvin Stephenson II | DB | 2010 |
| David Terrell | DB | 1998, 2000-03 |
| Larry Willis | S | 1973 |



QUINTIN DEMPS (2004-07)

T NFL DRAFT PICKS

| YEAR | ROUND | PICK | OVERALL | NAME | TEAM | POSITION |
|------|-------|------|---------|------------------|---------------------|----------|
| 1940 | 6 | - | - | Ken Heineman | Cleveland Rams | TB |
| 1941 | 11 | 2 | 112 | Russell Cotton | Pittsburgh Steelers | QB |
| | 16 | - | - | Gordon Wilson | Cleveland Rams | G |
| 1942 | 17 | - | - | Owen Price | New York Giants | QB |
| 1945 | 22 | - | - | Ray Evans | Cleveland Rams | OG |
| | 25 | 10 | 282 | George Hillary | Washington Redskins | E |
| 1948 | 2 | 1 | 19 | Ed Smith | Green Bay Packers | HB |
| 1949 | 24 | - | 239 | Bernie Smith | Chicago Bears | T |
| 1950 | 4 | - | 44 | Ernest Keily | Detroit Lions | G |
| | 6 | - | - | Wayne Hansen | Chicago Bears | LB |
| 1956 | 5 | - | - | Jesse Whittenton | Los Angeles Rams | DB |
| 1957 | 9 | 2 | 109 | Don Maynard | New York Giants | FL |
| 1959 | 8 | 11 | 95 | Bob Laraba | Green Bay Packers | QB |
| 1962 | 3 | 2 | 26 | John Furman | Cleveland Browns | QB |
| 1963 | 18 | 14 | 252 | Luis Hernandez | Green Bay Packers | G |
| 1964 | 6 | 4 | 74 | Jim Evans | New York Jets | WR |
| | 7 | 5 | 47 | Dick Week | Buffalo Bills | HB |
| 1965 | 11 | 7 | 147 | Louis James | Philadelphia Eagles | RB |
| 1967 | 4 | 19 | 99 | Chuck Hughes | Philadelphia Eagles | WR |
| | 6 | 16 | 149 | Bill Wilkerson | Buffalo Bills | DE |
| | 11 | 12 | 275 | Bill Brown | Washington Redskins | C |
| | 17 | 24 | 443 | David Lattin | Kansas City Chiefs | WR |
| 1968 | 1 | 5 | 5 | Fred Carr | Green Bay Packers | LB |
| | 1 | 22 | 22 | George Daney | Kansas City Chiefs | G |
| | 2 | - | 33 | Charlie West | Minnesota Vikings | DB |
| | 2 | - | 46 | Bob Wallace | Chicago Bears | WR |
| | 3 | 17 | 67 | Billy Stevens | Green Bay Packers | QB |
| | 6 | - | 150 | Thurman Randle | Philadelphia Eagles | - |
| | 14 | - | 381 | Steve Lewicke | Cincinnati Bengals | - |
| 1969 | 2 | 10 | 36 | Grady Cavness | Denver Broncos | DB |
| | 2 | 17 | 43 | Volley Murphy | Minnesota Vikings | WR |
| | 2 | 20 | 46 | Eugene Epps | Washington Redskins | DB |
| | 6 | 4 | 134 | Ron Jones | Green Bay Packers | TE |
| | 11 | 12 | 272 | Leon Harden | Green Bay Packers | DB |
| | 12 | 3 | 289 | Denver Samples | Atlanta Falcons | DT |
| 1970 | 7 | 15 | 171 | Jim Fabish | San Diego Chargers | DB |
| | 7 | 26 | 182 | Clyde Glosson | Kansas City Chiefs | WR |
| | 9 | 6 | 214 | Paul White | St. Louis Cardinals | RB |
| | 11 | 4 | 264 | Dennis Bramlett | Boston Patriots | T |
| | 15 | 15 | 379 | Eugene Childs | San Diego Chargers | RB |
| 1971 | 7 | 24 | 180 | Gene Mack | Minnesota Vikings | LB |
| | 16 | 18 | 408 | Dick Gibbs | New York Giants | TE |



TONY TOLBERT (1986-88)

T NFL DRAFT PICKS

| YEAR | ROUND | PICK | OVERALL | NAME | TEAM | POSITION |
|------|-------|------|---------|--------------------------|---------------------|----------|
| 1972 | 5 | 11 | 115 | Don Croft | Baltimore Colts | DT |
| | 8 | 1 | 183 | Paul Gibson | Buffalo Bills | WR |
| | 10 | 4 | 238 | Eric Washington | St. Louis Cardinals | DB |
| | 11 | 22 | 282 | Fred DeBernardi | Baltimore Colts | DE |
| | 12 | 19 | 305 | Bernard Chapman | Cleveland Browns | DB |
| | 14 | 4 | 342 | Jerome Kundich | Denver Broncos | G |
| | 17 | 10 | 426 | Bob Tackett | San Diego Chargers | T |
| 1973 | 2 | 19 | 45 | Gary Keithley | St. Louis Cardinals | QB |
| | 8 | 19 | 201 | Dave Atkins | San Francisco 49ers | RB |
| | 13 | 15 | 327 | Brooks West | Cincinnati Bengals | DT |
| 1974 | 9 | 12 | 220 | Harold Holton | Green Bay Packers | G |
| 1980 | 6 | 9 | 147 | Bubba Garcia | Kansas City Chiefs | WR |
| | 11 | 26 | 303 | John Singleton | San Diego Chargers | DE |
| 1982 | 5 | 19 | 130 | Del Thompson | Kansas City Chiefs | RB |
| | 7 | 16 | 183 | Joey Whitley | Green Bay Packers | DB |
| 1983 | 6 | 13 | 153 | Kevin Belcher | New York Giants | G |
| | 7 | 16 | 184 | Carlos Scott | St. Louis Cardinals | C |
| 1985 | 4 | 7 | 91 | Mike Smith | Miami Dolphins | DB |
| | 8 | 2 | 198 | Nikita Blair | Minnesota Vikings | LB |
| | 9 | 7 | 231 | Dave Toub | Philadelphia Eagles | C |
| 1986 | 8 | 14 | 208 | Seth Joyner | Philadelphia Eagles | LB |
| | 9 | 17 | 238 | Danny Taylor | Cleveland Browns | DB |
| | 10 | 7 | 256 | Don Sommer | Houston Oilers | T |
| 1987 | 8 | 4 | 199 | Joe MacEsker | San Diego Chargers | T |
| | 8 | 21 | 216 | Sammy Garza | Seattle Seahawks | QB |
| 1989 | 4 | 1 | 85 | Tony Tolbert | Dallas Cowboys | DE |
| | 6 | 3 | 142 | Chris Jacke | Green Bay Packers | K |
| 1991 | 3 | 3 | 58 | Reggie Barrett | Detroit Lions | WR |
| 1992 | 8 | 28 | 224 | Darryl Moore | Washington Redskins | G |
| 1993 | 3 | 24 | 80 | Ed Bunn | Washington Redskins | P |
| 1994 | 6 | 33 | 194 | Barron Wortham | Houston Oilers | LB |
| 1998 | 7 | 2 | 191 | David Terrell | Washington Redskins | CB |
| 2000 | 5 | 3 | 132 | Paul Smith | San Francisco 49ers | RB |
| | 5 | 10 | 139 | Brian Young | St. Louis Rams | DE |
| | 6 | 28 | 194 | Leif Larsen | Buffalo Bills | DT |
| 2001 | 6 | 28 | 191 | Menson Holloway | San Francisco 49ers | DT |
| 2002 | 6 | 30 | 202 | Lee Mays | Pittsburgh Steelers | WR |
| 2004 | 4 | 35 | 131 | Trey Darilek | Philadelphia Eagles | T |
| 2005 | 7 | 5 | 219 | Adrian Ward | Minnesota Vikings | DB |
| 2006 | 2 | 6 | 38 | Thomas Howard | Oakland Raiders | OLB |
| 2007 | 3 | 36 | 99 | Johnnie Lee Higgins, Jr. | Oakland Raiders | WR |
| | 6 | 31 | 205 | Jordan Palmer | Washington Redskins | QB |
| 2008 | 3 | 36 | 99 | Oniel Cousins | Baltimore Ravens | T |
| | 4 | 18 | 117 | Quintin Demps | Philadelphia Eagles | FS |
| | 5 | 31 | 166 | Marcus Thomas | Dallas Cowboys | RB |
| 2017 | 5 | 36 | 182 | Aaron Jones | Green Bay Packers | RB |
| 2018 | 2 | 2 | 34 | Will Hernandez | New York Giants | G |



THOMAS HOWARD (2002-05)



RECORDS

INDIVIDUAL GAME BESTS

TOTAL OFFENSE

TOTAL YARDS

| PLAYER | OPPONENT | YEAR | PLYS | YDS |
|---------------------|-----------------------|------|------|-----|
| 1. Trevor Vittatoe | vs. Marshall | 2009 | 40 | 517 |
| 2. Bill Craigo | at Colorado State | 1970 | 63 | 485 |
| 3. Billy Stevens | vs. North Texas | 1965 | 39 | 483 |
| 4. Sammy Garza | vs. Northern Michigan | 1986 | 54 | 474 |
| 5. Jordan Palmer | at UAB | 2006 | 43 | 450 |
| 6. Jordan Palmer | at Memphis | 2005 | 59 | 425 |
| 7. Brooks Dawson | vs. New Mexico State | 1967 | 55 | 424 |
| 8. Sammy Garza | vs. Utah | 1986 | 43 | 420 |
| 9. Jordan Palmer | vs. New Mexico State | 2006 | 28 | 416 |
| 10. Trevor Vittatoe | vs. SMU | 2008 | 37 | 412 |
| 11. Trevor Vittatoe | vs. UAB | 2009 | 49 | 408 |
| 12. Ken Heineman | vs. Northern Arizona | 1937 | 33 | 407 |
| 13. Sammy Garza | at New Mexico | 1986 | 60 | 403 |
| 14. Trevor Vittatoe | at SMU | 2009 | 45 | 390 |
| 15. Trevor Vittatoe | at Houston | 2008 | 49 | 389 |
| 16. Jordan Palmer | vs. Houston | 2005 | 53 | 387 |
| 17. Jordan Palmer | at Rice | 2005 | 33 | 386 |
| Jameill Showers | at Colorado State | 2013 | 58 | 386 |
| 19. Howard Gasser | vs. Utah | 1989 | 51 | 382 |
| 20. Brooks Dawson | at New Mexico | 1967 | 25 | 381 |
| 21. Jordan Palmer | vs. Texas Tech | 2006 | 53 | 377 |
| 22. Trevor Vittatoe | vs. East Carolina | 2007 | 58 | 375 |
| 23. Pat Hegarty | at Utah | 1987 | 42 | 370 |
| 24. Nick Lamaison | vs. Stony Brook | 2011 | 42 | 369 |
| 25. Oscar Ramirez | vs. Colorado State | 1977 | 40 | 365 |
| Trevor Vittatoe | at Houston | 2010 | 57 | 365 |
| 27. Rocky Perez | vs. Rice | 2000 | 43 | 363 |
| 28. Bill Craigo | vs. New Mexico State | 1969 | 57 | 356 |
| 29. Billy Stevens | vs. Texas-Arlington | 1966 | 25 | 354 |
| 30. John Rayborn | at Utah | 1998 | 48 | 350 |
| 31. Shawn Gray | vs. Fresno State | 1994 | 50 | 349 |
| Jordan Palmer | vs. UAB | 2005 | 62 | 349 |
| 33. Wesley Phillips | vs. San Jose State | 2001 | 38 | 345 |
| 34. Howard Gasser | at Air Force | 1989 | 57 | 344 |
| 35. John Rayborn | at Air Force | 1995 | 41 | 343 |
| Donald Buckram | at Tulane | 2009 | 37 | 343 |
| 37. Brooks Dawson | vs. North Texas | 1968 | 61 | 342 |
| Howard Gasser | vs. Air Force | 1990 | 53 | 342 |
| Trevor Vittatoe | at Rice | 2007 | 61 | 342 |
| 40. Brooks Dawson | vs. UC-Santa Barbara | 1968 | 67 | 341 |
| 41. Jordan Palmer | vs. SMU | 2004 | 28 | 340 |
| 42. Jordan Palmer | at Marshall | 2006 | 59 | 337 |
| 43. Trevor Vittatoe | vs. Rice | 2010 | 34 | 335 |
| 44. Howard Gasser | at BYU | 1989 | 61 | 334 |
| Jordan Palmer | at SMU | 2005 | 53 | 334 |
| 46. Billy Stevens | vs. Arizona State | 1965 | 53 | 333 |
| Jay Stuckey | at Rice | 1999 | 31 | 333 |
| 48. Omar Duarte | vs. SMU | 2002 | 43 | 330 |
| 49. Jordan Palmer | vs. Tulsa | 2005 | 39 | 327 |
| 50. Fred Wendt | vs. New Mexico State | 1948 | 25 | 326 |
| John Rayborn | vs. San Diego State | 1995 | 49 | 326 |

SINGLE-GAME TOTAL PLAYS

| PLAYER | OPPONENT | YEAR | PLYS |
|-------------------|----------------------|------|------|
| 1. Brooks Dawson | vs. UC-Santa Barbara | 1968 | 67 |
| 2. Owen Price | vs. Loyola-Marymount | 1941 | 65 |
| 3. Billy Stevens | vs. West Texas State | 1965 | 64 |
| 4. Bill Craigo | at Colorado State | 1970 | 63 |
| 5. Jordan Palmer | vs. UAB | 2005 | 62 |
| 6. Brooks Dawson | vs. North Texas | 1968 | 61 |
| Howard Gasser | at BYU | 1989 | 61 |
| Trevor Vittatoe | at Rice | 2007 | 61 |
| 9. Sammy Garza | at New Mexico | 1986 | 60 |
| 10. Jordan Palmer | at Marshall | 2005 | 59 |
| Jordan Palmer | at Memphis | 2005 | 59 |

ALL-PURPOSE YARDS

| PLAYER | OPPONENT | YEAR | YDS |
|-------------------|----------------------|------|-----|
| 1. Chuck Hughes | vs. North Texas | 1965 | 401 |
| 2. Chuck Hughes | vs. Arizona State | 1965 | 360 |
| 3. Fred Wendt | vs. New Mexico State | 1948 | 352 |
| 4. Donald Buckram | at Tulane | 2009 | 343 |
| 5. Aaron Jones | vs. North Texas | 2016 | 312 |
| 6. Donald Buckram | at SMU | 2009 | 307 |
| 7. Howard Jackson | vs. Louisiana Tech | 2003 | 297 |
| 8. Ken Heineman | vs. Northern Arizona | 1937 | 296 |
| 9. Howard Jackson | vs. Rice | 2002 | 295 |
| 10. Aaron Jones | vs. NM State | 2016 | 292 |

RUSHING

YARDS PER CARRY (MINIMUM 10 ATTEMPTS)

| PLAYER | OPPONENT | YEAR | AVG |
|-----------------|----------------------|------|------|
| 1. Fred Wendt | vs. Houston | 1948 | 16.6 |
| 2. Aaron Jones | vs. Houston Baptist | 2016 | 16.3 |
| 3. Fred Wendt | vs. New Mexico State | 1948 | 13.0 |
| 4. Fred Wendt | vs. McMurry | 1948 | 12.6 |
| 5. Aaron Jones | vs. North Texas | 2016 | 12.5 |
| 6. Pug Gabrel | vs. West Texas State | 1948 | 12.3 |
| 7. Fred Wendt | vs. BYU | 1948 | 12.0 |
| Willie Fuller | at New Mexico | 1988 | 12.0 |
| 9. Aaron Jones | vs. New Mexico | 2013 | 11.5 |
| 10. Aaron Jones | vs. North Texas | 2014 | 11.1 |

RUSHING ATTEMPTS

| PLAYER | OPPONENT | YEAR | ATT |
|---------------------|----------------------|------|-----|
| 1. Delbert Thompson | at New Mexico State | 1980 | 38 |
| Toraino Singleton | vs. Eastern Illinois | 1994 | 38 |
| Paul Smith | at Fresno State | 1999 | 38 |
| 4. John Harvey | at Utah | 1987 | 37 |
| Toraino Singleton | at New Mexico | 1994 | 37 |
| Toraino Singleton | vs. Valdosta State | 1995 | 37 |
| Toraino Singleton | vs. New Mexico | 1995 | 37 |
| 8. Milke Belew | vs. Utah | 1974 | 36 |
| Toraino Singleton | vs. New Mexico State | 1994 | 36 |
| Toraino Singleton | at Tulsa | 1994 | 36 |

RUSHING TOUCHDOWNS

| PLAYER | OPPONENT | YEAR | TD |
|-------------------|----------------------|------|----|
| 1. Fred Wendt | vs. New Mexico State | 1948 | 6 |
| 2. Fred Wendt | vs. BYU | 1948 | 4 |
| Jack Burris | vs. Hawaii | 1952 | 4 |
| John Harvey | vs. Weber State | 1988 | 4 |
| Howard Jackson | vs. Sacramento State | 2002 | 4 |
| Donald Buckram | vs. Houston | 2009 | 4 |
| Aaron Jones | vs. North Texas | 2016 | 4 |
| 8. Owen Price | vs. New Mexico State | 1940 | 3 |
| Fred Wendt | vs. McMurry | 1948 | 3 |
| Pug Gabrel | vs. New Mexico State | 1949 | 3 |
| Pug Gabrel | at BYU | 1949 | 3 |
| Clovis Riley | vs. New Mexico State | 1953 | 3 |
| Jimmy Bevers | vs. New Mexico | 1956 | 3 |
| Bob Forrest | vs. Trinity (Texas) | 1956 | 3 |
| Charles Bradshaw | vs. New Mexico | 1960 | 3 |
| Kent Babb | vs. Trinity (Texas) | 1960 | 3 |
| Phil Hatch | vs. Wyoming | 1970 | 3 |
| James Berry | vs. Long Beach State | 1971 | 3 |
| John Harvey | at Colorado State | 1985 | 3 |
| John Harvey | vs. Utah | 1986 | 3 |
| John Harvey | vs. Hawaii | 1987 | 3 |
| John Harvey | vs. Lamar | 1987 | 3 |
| John Harvey | at Utah | 1987 | 3 |
| Willie Fuller | vs. Utah | 1988 | 3 |
| Toraino Singleton | at Tulsa | 1994 | 3 |
| Paul Smith | vs. New Mexico State | 1999 | 3 |

INDIVIDUAL GAME BESTS

| PLAYER | OPPONENT | YEAR | TD |
|----------------|--------------------|------|----|
| Paul Smith | vs. SMU | 1999 | 3 |
| Sherman Austin | vs. Texas Southern | 2001 | 3 |
| Chris Porter | vs. Louisiana Tech | 2001 | 3 |
| Orlando Cruz | vs. Louisiana Tech | 2003 | 3 |
| Howard Jackson | at Tulsa | 2004 | 3 |
| Marcus Thomas | at SMU | 2007 | 3 |
| Marcus Thomas | vs. Tulsa | 2007 | 3 |
| Donald Buckram | at Tulane | 2009 | 3 |
| Donald Buckram | at Rice | 2009 | 3 |
| Joe Banyard | at Tulsa | 2010 | 3 |
| Aaron Jones | at New Mexico | 2014 | 3 |
| Josh Bell | vs. Old Dominion | 2014 | 3 |
| Nathan Jeffery | vs. North Texas | 2014 | 3 |

100-YARD GAMES

| YDS | PLAYER | OPPONENT | YEAR |
|-----|-------------------|----------------------|------|
| 326 | Fred Wendt | vs. New Mexico State | 1948 |
| 301 | Aaron Jones | vs. North Texas | 2016 |
| 262 | Donald Buckram | vs. Houston | 2009 |
| 249 | Aaron Jones | vs. NM State | 2016 |
| 241 | Donald Buckram | at SMU | 2009 |
| 240 | Joe Banyard | vs. Houston | 2011 |
| 237 | Toraino Singleton | vs. Valdosta State | 1995 |
| 237 | Aaron Jones | at New Mexico | 2014 |
| 234 | Donald Buckram | at Tulane | 2009 |
| 232 | John Harvey | at Colorado State | 1985 |
| 229 | Aaron Jones | at Florida Atlantic | 2016 |
| 228 | Aaron Jones | vs. Houston Baptist | 2016 |
| 217 | Toraino Singleton | at New Mexico | 1994 |
| 209 | John Harvey | vs. New Mexico | 1987 |
| 207 | Ed Smith | at Arizona State | 1946 |
| 207 | Marcus Thomas | at SMU | 2007 |
| 205 | Fred Wendt | vs. New Mexico | 1947 |
| 204 | Fred Wendt | at New Mexico | 1948 |
| 203 | Elzie Johnson | vs. Tulsa | 1996 |
| 202 | Robert Elliott | vs. BYU | 1977 |
| 202 | John Harvey | at Utah | 1987 |
| 201 | Fred Wendt | vs. McMurry | 1948 |
| 199 | Toraino Singleton | vs. New Mexico | 1995 |
| 188 | Paul Smith | vs. San Jose State | 1999 |
| 187 | Paul Smith | vs. New Mexico State | 1999 |
| 186 | Aaron Jones | at Rice | 2013 |
| 184 | Paul Smith | at New Mexico State | 1998 |
| 182 | Vince Jordan | at Utah | 1985 |
| 180 | Owen Price | vs. New Mexico State | 1940 |
| 180 | Fred Wendt | vs. BYU | 1948 |
| 178 | Ed Smith | vs. Kansas State | 1947 |
| 178 | Pug Gabrel | vs. Hardin-Simmons | 1948 |
| 178 | Marcus Thomas | vs. Houston | 2007 |
| 177 | Nathan Jeffery | vs. Oklahoma | 2012 |
| 177 | Aaron Jones | vs. North Texas | 2014 |
| 175 | Howard Jackson | vs. Rice | 2002 |
| 175 | Nathan Jeffery | vs. UCF | 2012 |
| 174 | Lee Cargile | vs. West Virginia | 1950 |
| 173 | Ken Heineman | vs. Louisiana Tech | 1939 |
| 173 | Willie Fuller | vs. Utah | 1988 |
| 171 | Jimmy Hammond | vs. West Virginia | 1950 |
| 171 | Robert Elliott | at New Mexico | 1975 |
| 170 | Delbert Thompson | vs. UNLV | 1981 |
| 170 | Toraino Singleton | vs. Hawaii | 1994 |
| 169 | Nicky Combs | vs. Hawaii | 1984 |
| 168 | Mike Belew | vs. Utah | 1974 |
| 168 | Joseph Polk | vs. Hawaii | 1998 |
| 168 | Aaron Jones | vs. New Mexico State | 2014 |
| 167 | Vernon Frazier | vs. Colorado State | 2011 |
| 166 | Fred Wendt | vs. Houston | 1948 |
| 166 | Toraino Singleton | at Hawaii | 1995 |
| 165 | Donald Buckram | vs. Tulsa | 2009 |
| 164 | James Berry | at New Mexico State | 1971 |
| 164 | Robert Elliott | vs. Texas-Arlington | 1976 |

| | | | |
|-----|-------------------------|-----------------------|------|
| 164 | Donald Buckram | vs. UAB | 2009 |
| 163 | Fred Wendt | at Hawaii | 1948 |
| 162 | Howard Jackson | vs. Weber State | 2004 |
| 160 | Clovis Riley | vs. North Texas | 1953 |
| 160 | Howard Jackson | vs. Sam Houston State | 2003 |
| 158 | Leroy Johnson | at BYU | 1966 |
| 158 | Howard Jackson | vs. New Mexico State | 2004 |
| 157 | Howard Jackson | vs. Sacramento State | 2002 |
| 156 | Quardraiz Wadley | at Army | 2017 |
| 156 | Joseph Polk | vs. San Jose State | 1998 |
| 155 | Ray Holt | at Hawaii | 1976 |
| 155 | Paul Smith | vs. Oregon | 1998 |
| 155 | Joe Banyard | at Tulsa | 2010 |
| 153 | Jesse Whittenton | vs. Arizona | 1954 |
| 153 | Don Willis | vs. Lamar | 1973 |
| 153 | Toraino Singleton | vs. Eastern Illinois | 1994 |
| 152 | Owen Price | at Arizona | 1941 |
| 152 | James Copeland | vs. Pacific | 1979 |
| 152 | John Harvey | vs. Lamar | 1987 |
| 149 | Tyler Ebell | vs. Houston | 2005 |
| 148 | Joseph Polk | vs. New Mexico State | 1996 |
| 147 | Donald Buckram | at Rice | 2009 |
| 147 | Aaron Jones | vs. Texas Tech | 2014 |
| 147 | Aaron Jones | vs. Middle Tennessee | 2014 |
| 146 | Ed Smith | vs. New Mexico State | 1947 |
| 146 | Fred Wendt | vs. Arizona State | 1947 |
| 146 | Toraino Singleton | at Tulsa | 1994 |
| 145 | John Harvey | vs. Hawaii | 1987 |
| 144 | Toraino Singleton | vs. Fresno State | 1994 |
| 144 | Howard Jackson | vs. San Jose State | 2003 |
| 143 | Toraino Singleton | vs. New Mexico State | 1994 |
| 142 | Scooter Meniffee | vs. New Mexico | 1989 |
| 142 | Howard Jackson | vs. Louisiana Tech | 2003 |
| 142 | James Thomas II | vs. New Mexico State | 2008 |
| 141 | Shawn Gray | vs. Fresno State | 1994 |
| 141 | Paul Smith | vs. SMU | 1999 |
| 140 | Joe Banyard | vs. East Carolina | 2011 |
| 140 | Nathan Jeffery | at Middle Tennessee | 2013 |
| 139 | Kent Babb | vs. Trinity (Texas) | 1960 |
| 139 | Chris Porter | at Boise State | 2001 |
| 139 | Aaron Jones | at Texas Tech | 2015 |
| 138 | Jimmy Hammond | at Hawaii | 1950 |
| 138 | John Harvey | at SMU | 1985 |
| 138 | Paul Smith | vs. New Mexico | 1999 |
| 138 | Howard Jackson | vs. Hawaii | 2004 |
| 137 | Joshua Fields | vs. LA Tech | 2017 |
| 137 | Phil Hatch | vs. New Mexico | 1970 |
| 137 | John Harvey | vs. New Mexico | 1985 |
| 137 | Nathan Jeffery | at Houston | 2012 |
| 136 | Kaio Aumua | vs. New Mexico | 1993 |
| 135 | Ken Heineman | vs. Greeley State | 1938 |
| 135 | Pug Gabrel | at Arizona | 1949 |
| 135 | John Harvey | vs. Weber State | 1988 |
| 134 | Clovis Riley | vs. Hawaii | 1952 |
| 134 | Robert Elliott | vs. Arizona | 1975 |
| 134 | Robert Elliott | at Arizona State | 1977 |
| 134 | Kevin Ward | vs. Wyoming | 1982 |
| 134 | Nicky Combs | vs. New Mexico State | 1985 |
| 134 | Chris Porter | at Boise State | 2000 |
| 134 | Marcus Thomas | vs. Tulsa | 2007 |
| 134 | Nathan Jeffery | at East Carolina | 2012 |
| 133 | Gil Salcedo | vs. New Mexico State | 1940 |
| 133 | Robert Elliott | vs. New Mexico State | 1977 |
| 133 | James Copeland | vs. New Mexico State | 1979 |
| 133 | Howard Jackson | at Tulsa | 2004 |
| 132 | Don Amerson | vs. Texas-Arlington | 1976 |
| 131 | Al Barrett | at Arizona | 1972 |
| 131 | Robert Elliott | vs. San Diego State | 1976 |
| 131 | Toraino Singleton | at Air Force | 1995 |
| 131 | Sherman Austin | at Tulsa | 2000 |
| 130 | Pug Gabrel | at Texas Tech | 1948 |



INDIVIDUAL GAME BESTS

| YDS | PLAYER | OPPONENT | YEAR | YDS | PLAYER | OPPONENT | YEAR |
|-----|-------------------|----------------------|------|-----|-------------------|------------------------|------|
| 130 | James Rose | vs. Air Force | 1984 | 111 | Sherman Austin | vs. Boise State | 2002 |
| 130 | Nathan Jeffery | vs. FIU | 2013 | 110 | Pug Gabrel | vs. New Mexico State | 1948 |
| 129 | Sherman Austin | vs. Tulsa | 2001 | 110 | Tom Steele | vs. Arizona | 1950 |
| 127 | Tom Steele | at Texas Tech | 1950 | 110 | Dick Weeks | vs. Arizona | 1964 |
| 127 | Aaron Jones | vs. New Mexico | 2013 | 110 | John Harvey | vs. New Mexico State | 1987 |
| 127 | Aaron Jones | vs. Southern Miss | 2016 | 109 | Kevin Ward | vs. Weber State | 1983 |
| 126 | Reeves Tevis | vs. Arizona | 1954 | 108 | Pug Gabrel | at West Texas State | 1949 |
| 126 | Phil Hatch | vs. Arizona State | 1970 | 108 | Don Willis | vs. New Mexico State | 1973 |
| 126 | Mike Belew | vs. Pacific | 1974 | 108 | Elzie Johnson | at Tulsa | 1997 |
| 125 | Pug Gabrel | vs. Arizona | 1950 | 108 | Paul Smith | vs. Tulsa | 1999 |
| 125 | Bob Forrest | at New Mexico | 1955 | 108 | Donald Buckram | vs. Buffalo | 2009 |
| 125 | Kevin Ward | vs. New Mexico State | 1983 | 107 | Jack Bursis | at New Mexico State | 1952 |
| 125 | John Harvey | at New Mexico State | 1986 | 107 | Gene Childs | at New Mexico | 1969 |
| 125 | John Harvey | vs. Mankato State | 1988 | 107 | Delbert Thompson | vs. San Diego State | 1980 |
| 125 | Joseph Polk | at Tulsa | 1997 | 107 | Tony George | at Colorado State | 1984 |
| 124 | Nicky Combs | at New Mexico State | 1984 | 107 | John Harvey | vs. Utah | 1986 |
| 124 | Marcus Thomas | at Tulane | 2007 | 107 | Donald Buckram | vs. Tulane | 2008 |
| 124 | TK Powell | vs. LA Tech | 2015 | 106 | Jim Bevers | at Arizona State | 1956 |
| 123 | Pug Gabrel | vs. West Texas State | 1948 | 106 | Charles Bradshaw | vs. Mexico | 1959 |
| 123 | Don Boyce | at Trinity (Texas) | 1961 | 106 | Ray Holt | vs. Wyoming | 1974 |
| 123 | Kevin Bogan | vs. New Mexico State | 1990 | 106 | Delbert Thompson | at Colorado State | 1980 |
| 123 | Aaron Jones | at Texas | 2016 | 106 | Paul Smith | vs. Oregon | 1999 |
| 122 | Marcus Thomas | vs. UAB | 2005 | 106 | Lorne Sam | at SMU | 2007 |
| 121 | Jim Bevers | vs. New Mexico | 1956 | 106 | Marcus Thomas | vs. Southern Miss | 2007 |
| 121 | Charles Bradshaw | at Arizona | 1957 | 105 | John Connell | vs. New Mexico State | 1951 |
| 121 | John Harvey | at Hawaii | 1988 | 105 | Oscar Ramirez | vs. Wyoming | 1978 |
| 121 | Aaron Jones | vs. Louisiana Tech | 2013 | 105 | Rovann Cleveland | vs. SMU | 2000 |
| 120 | Reeves Tevis | vs. North Texas | 1955 | 105 | Marcus Thomas | vs. Texas Southern | 2007 |
| 120 | John Furman | vs. McMurry | 1961 | 105 | Terrell Jackson | at Louisiana-Lafayette | 2008 |
| 120 | Willie Fuller | at New Mexico | 1988 | 104 | John Harvey | at New Mexico | 1986 |
| 119 | Don Davis | vs. Xavier | 1965 | 104 | Joseph Polk | vs. Utah | 1996 |
| 119 | Howard Jac | kson vs. Tulsa | 2003 | 104 | Blaire Sullivan | vs. FIU | 2013 |
| 118 | Bob Forrest | vs. Trinity (Texas) | 1956 | 103 | Owen Price | vs. North Dakota | 1940 |
| 118 | Charles Bradshaw | vs. Trinity (Texas) | 1960 | 103 | Don Boyce | vs. Arizona State | 1961 |
| 118 | Ernie Jackson | at Air Force | 1983 | 103 | Ray Jackson | vs. Trinity (Texas) | 1962 |
| 118 | Chris Porter | at Nevada | 2000 | 103 | Gene Childs | vs. New Mexico State | 1969 |
| 118 | Howard Jackson | at Louisville | 2003 | 103 | Phil Hatch | vs. Long Beach State | 1971 |
| 118 | Marcus Thomas | at SMU | 2005 | 103 | Bobby McKinley | at BYU | 1974 |
| 117 | Ken Heineman | vs. Sul Ross State | 1937 | 103 | Scooter Menifee | vs. Lamar | 1989 |
| 117 | Marcus Thomas | vs. Tulsa | 2005 | 103 | Scooter Menifee | at New Mexico State | 1989 |
| 116 | James Berry | vs. Long Beach State | 1971 | 103 | Howard Jackson | vs. Nevada | 2001 |
| 116 | Robert Elliott | at Wyoming | 1977 | 103 | Marcus Thomas | vs. East Carolina | 2007 |
| 116 | Joseph Polk | at San Diego State | 1998 | 103 | Aaron Jones | vs. Old Dominion | 2014 |
| 115 | Ed Smith | vs. New Mexico | 1947 | 102 | Delbert Thompson | vs. Utah | 1980 |
| 115 | Clovis Riley | at New Mexico State | 1952 | 102 | John Harvey | vs. BYU | 1985 |
| 115 | Gene Childs | vs. Colorado State | 1968 | 102 | Ivory Durio | vs. Wyoming | 1993 |
| 115 | Al Barrett | at Utah | 1972 | 101 | Ken Heineman | vs. Greeley State | 1937 |
| 115 | Patrick Bailey | vs. New Mexico | 1991 | 101 | Owen Price | vs. Arizona State | 1940 |
| 115 | Joseph Polk | vs. New Mexico State | 1997 | 100 | Owen Price | at New Mexico State | 1941 |
| 115 | Paul Smith | at Fresno State | 1999 | 100 | Pug Gabrel | vs. New Mexico State | 1949 |
| 114 | Pug Gabrel | vs. Idaho | 1950 | 100 | Jesse Whittenton | vs. Hardin-Simmons | 1952 |
| 114 | Mike Belew | vs. San Diego State | 1974 | 100 | Gene Childs | vs. North Texas | 1968 |
| 114 | Ray Holt | vs. San Diego State | 1978 | 100 | Robert Elliott | at Wyoming | 1975 |
| 114 | John Harvey | at BYU | 1986 | 100 | Kaio Aumua | vs. UNLV | 1993 |
| 114 | Howard Jackson | at Louisiana Tech | 2004 | 100 | Kaio Aumua | at Fresno State | 1993 |
| 113 | Rob Moore | vs. Colorado State | 1981 | 100 | Toraino Singleton | vs. Tulsa | 1995 |
| 113 | Toraino Singleton | at Arizona State | 1995 | 100 | Howard Jackson | at Hawaii | 2003 |
| 113 | Donald Buckram | at New Mexico State | 2009 | | | | |
| 113 | Aaron Jones | at UTSA | 2016 | | | | |
| 112 | Clovis Riley | vs. Southern Miss | 1953 | | | | |
| 112 | Dick Weeks | vs. Colorado State | 1965 | | | | |
| 112 | Robby Rogers | vs. Pacific | 1970 | | | | |
| 112 | Tony George | vs. Air Force | 1984 | | | | |
| 112 | Larry Sims | vs. New Mexico State | 1990 | | | | |
| 112 | Paul Smith | vs. San Jose State | 1997 | | | | |
| 112 | Matt Austin | at Kentucky | 2002 | | | | |
| 112 | Matt Austin | at Hawaii | 2003 | | | | |
| 112 | Marcus Thomas | vs. Texas Southern | 2005 | | | | |
| 111 | Danny Fraser | vs. Hardin-Simmons | 1948 | | | | |
| 111 | Leroy Johnson | vs. UC-Santa Barbara | 1967 | | | | |

T INDIVIDUAL GAME BESTS

PASSING COMPLETIONS

| PLAYER | OPPONENT | YEAR | CMP |
|--------------------|-----------------------|------|-----|
| 1. Trevor Vittatoe | vs. East Carolina | 2007 | 38 |
| 2. Sammy Garza | vs. Northern Michigan | 1986 | 36 |
| 3. Jordan Palmer | vs. Texas Tech | 2006 | 34 |
| Jordan Palmer | at Marshall | 2006 | 34 |
| 5. Jordan Palmer | vs. UAB | 2005 | 33 |
| 6. Howard Gasser | vs. Air Force | 1990 | 32 |
| 7. John Rayborn | at San Diego State | 1998 | 31 |
| 8. Trevor Vittatoe | at Rice | 2007 | 30 |
| Trevor Vittatoe | at Houston | 2010 | 30 |
| 10. Owen Price | vs. Loyola-Marymount | 1941 | 29 |
| Billy Stevens | vs. West Texas State | 1965 | 29 |
| Brooks Dawson | vs. UC-Santa Barbara | 1968 | 29 |
| Sammy Garza | at New Mexico | 1986 | 29 |

ATTEMPTS

| PLAYER | OPPONENT | YEAR | ATT |
|--------------------|----------------------|------|-----|
| 1. Brooks Dawson | vs. UC-Santa Barbara | 1968 | 65 |
| 2. Bill Craig | at Colorado State | 1970 | 59 |
| 3. Trevor Vittatoe | at Rice | 2007 | 57 |
| 4. Billy Stevens | vs. West Texas State | 1965 | 56 |
| 5. Owen Price | vs. Loyola-Marymount | 1941 | 55 |
| Trevor Vittatoe | vs. East Carolina | 2007 | 55 |
| 7. Trevor Vittatoe | at Houston | 2010 | 54 |
| 8. Billy Stevens | vs. Arizona State | 1965 | 53 |
| Jordan Palmer | at Memphis | 2005 | 53 |
| 10. Brooks Dawson | vs. North Texas | 1968 | 52 |
| Bill Craig | vs. New Mexico State | 1969 | 52 |
| Jordan Palmer | vs. UAB | 2005 | 52 |

COMPLETION PERCENTAGE (MINIMUM 10 COMPLETIONS)

| PLAYER | CMP-ATT | OPPONENT | YEAR | PCT |
|--------------------|---------|----------------------|------|------|
| 1. Jay Stuckey | 12-13 | vs. SMU | 1999 | .923 |
| 2. Matt Hickl | 11-13 | at Northern Illinois | 1996 | .846 |
| 3. Ken Heineman | 14-17 | vs. Northern Arizona | 1937 | .824 |
| 4. Jameill Showers | 13-16 | vs. New Mexico State | 2014 | .813 |
| 5. Sammy Garza | 12-15 | at Utah | 1985 | .800 |
| Jordan Palmer | 24-30 | at Rice | 2005 | .800 |
| 7. Orlando Cruz | 15-19 | at New Mexico State | 2002 | .789 |
| Ryan Metz | 15-19 | at New Mexico State | 2015 | .789 |
| 9. Jay Stuckey | 26-33 | at Rice | 1999 | .788 |
| 10. Sammy Garza | 25-32 | vs. Colorado State | 1986 | .781 |

SINGLE-GAME PASSING TOUCHDOWNS

| PLAYER | OPPONENT | YEAR | TD |
|------------------|------------------------|------|----|
| 1. Sammy Garza | vs. Northern Michigan | 1986 | 7 |
| 2. Billy Stevens | vs. BYU | 1967 | 6 |
| Brooks Dawson | at New Mexico | 1967 | 6 |
| 4. Bob Laraba | at Arizona | 1957 | 5 |
| Billy Stevens | at New Mexico | 1965 | 5 |
| Billy Stevens | vs. Texas-Arlington | 1966 | 5 |
| Howard Gasser | vs. Utah | 1989 | 5 |
| John Rayborn | at Air Force | 1995 | 5 |
| Jordan Palmer | at UAB | 2006 | 5 |
| Trevor Vittatoe | at Rice | 2007 | 5 |
| Trevor Vittatoe | at Louisiana-Lafayette | 2008 | 5 |
| Trevor Vittatoe | vs. Marshall | 2009 | 5 |
| Trevor Vittatoe | vs. New Mexico State | 2010 | 5 |
| Jameill Showers | at Colorado State | 2013 | 5 |

200-YARD GAMES

| YDS | PLAYER | OPPONENT | YEAR |
|-----|-----------------|-----------------------|------|
| 517 | Trevor Vittatoe | vs. Marshall | 2009 |
| 507 | Bill Craig | at Colorado State | 1970 |
| 500 | Billy Stevens | vs. North Texas | 1965 |
| 458 | Sammy Garza | vs. Northern Michigan | 1986 |
| 455 | Jordan Palmer | at UAB | 2006 |

| | | | |
|-----|-----------------|----------------------|------|
| 426 | Brooks Dawson | vs. New Mexico State | 1967 |
| 431 | Jordan Palmer | at Memphis | 2005 |
| 419 | Trevor Vittatoe | vs. UAB | 2009 |
| 414 | Jordan Palmer | vs. New Mexico State | 2006 |
| 410 | Trevor Vittatoe | vs. SMU | 2008 |
| 409 | Trevor Vittatoe | vs. East Carolina | 2007 |
| 407 | Sammy Garza | at New Mexico | 1986 |
| 402 | Sammy Garza | vs. Utah | 1986 |
| 401 | Brooks Dawson | vs. North Texas | 1968 |
| 396 | Trevor Vittatoe | at SMU | 2009 |
| 388 | Howard Gasser | vs. Utah | 1989 |
| 387 | Jordan Palmer | at Rice | 2005 |
| 386 | Jordan Palmer | at Marshall | 2006 |
| 384 | Howard Gasser | at Air Force | 1989 |
| 379 | Jordan Palmer | vs. Houston | 2005 |
| 376 | Brooks Dawson | at New Mexico | 1967 |
| 373 | Trevor Vittatoe | at Rice | 2007 |
| 365 | Nick Lamaison | vs. Stony Brook | 2011 |
| 365 | Jameill Showers | at Colorado State | 2013 |
| 364 | Howard Gasser | vs. Air Force | 1990 |
| 362 | Trevor Vittatoe | at Houston | 2008 |
| 360 | Oscar Ramirez | vs. Colorado State | 1977 |
| 360 | Jordan Palmer | at SMU | 2005 |
| 358 | Wesley Phillips | vs. San Jose State | 2001 |
| 355 | Billy Stevens | vs. West Texas State | 1965 |
| 351 | Billy Stevens | vs. Texas-Arlington | 1966 |
| 348 | Bill Craig | vs. New Mexico State | 1969 |
| 347 | Omar Duarte | vs. SMU | 2002 |
| 346 | John Rayborn | at Utah | 1998 |
| 342 | Brooks Dawson | vs. UC-Santa Barbara | 1968 |
| 340 | Pat Hegarty | at Utah | 1987 |
| 340 | Jordan Palmer | vs. Tulsa | 2005 |
| 340 | Trevor Vittatoe | at Houston | 2010 |
| 339 | Jordan Palmer | vs. SMU | 2004 |
| 338 | Ken Heineman | vs. Northern Arizona | 1937 |
| 337 | Jordan Palmer | vs. UAB | 2005 |
| 334 | Jordan Palmer | vs. Texas Tech | 2006 |
| 333 | Bill Craig | at Utah | 1970 |
| 328 | Jordan Palmer | vs. Colorado | 2004 |
| 327 | Gary Keithley | vs. Lamar | 1972 |
| 327 | Trevor Vittatoe | vs. Rice | 2010 |
| 326 | Billy Stevens | vs. Arizona State | 1965 |
| 323 | Rocky Perez | at Nevada | 2000 |
| 320 | Rocky Perez | vs. Rice | 2000 |
| 319 | Billy Stevens | vs. Colorado State | 1965 |
| 319 | Trevor Vittatoe | vs. Tulsa | 2007 |
| 319 | Trevor Vittatoe | at Memphis | 2009 |
| 317 | Pat Hegarty | at Colorado State | 1987 |
| 317 | Jay Stuckey | at Rice | 1999 |
| 317 | Jordan Palmer | vs. Hawaii | 2004 |
| 316 | Gary Keithley | at BYU | 1972 |
| 315 | Jordan Palmer | vs. Rice | 2006 |
| 313 | Trevor Vittatoe | at East Carolina | 2008 |
| 312 | Jordan Palmer | at Tulsa | 2004 |
| 309 | Billy Stevens | vs. New Mexico State | 1965 |
| 308 | Trevor Vittatoe | at Tulane | 2007 |
| 307 | Brooks Dawson | at Arizona State | 1968 |
| 307 | Pat Hegarty | at Arizona State | 1987 |
| 307 | Jordan Palmer | vs. Memphis | 2006 |
| 306 | Trevor Vittatoe | at Tulsa | 2008 |
| 304 | Brooks Dawson | at BYU | 1968 |
| 301 | Howard Gasser | vs. Utah | 1989 |
| 300 | Billy Stevens | at North Texas | 1966 |
| 300 | Sammy Garza | at New Mexico State | 1986 |
| 300 | Nick Lamaison | vs. New Mexico State | 2012 |
| 299 | Howard Gasser | at San Diego State | 1990 |
| 297 | Billy Stevens | at New Mexico | 1965 |

INDIVIDUAL GAME BESTS

| YDS | PLAYER | OPPONENT | YEAR |
|-----|------------------|------------------------|------|
| 296 | Jay Stuckey | at TCU | 1999 |
| 296 | Trevor Vittatoe | vs. Tulane | 2008 |
| 295 | Gary Keithley | vs. Pacific | 1972 |
| 294 | Trevor Vittatoe | at Louisiana-Lafayette | 2008 |
| 294 | Nick Lamaison | at Rice | 2011 |
| 293 | Billy Stevens | vs. BYU | 1967 |
| 290 | Gary Keithley | at Utah | 1972 |
| 290 | Sammy Garza | vs. Air Force | 1986 |
| 290 | Mike Perez | at Hawaii | 1991 |
| 288 | John Rayborn | at Air Force | 1995 |
| 288 | John Rayborn | vs. Colorado State | 1998 |
| 287 | Pat Hegarty | at Hawaii | 1988 |
| 287 | Jordan Palmer | vs. Tulsa | 2003 |
| 285 | Orlando Cruz | vs. Louisiana Tech | 2003 |
| 284 | Owen Price | vs. Loyola-Marymount | 1941 |
| 284 | Billy Stevens | at BYU | 1966 |
| 281 | John Rayborn | at San Diego State | 1998 |
| 280 | Rocky Perez | at San Jose State | 2000 |
| 278 | Rocky Perez | at Rice | 1997 |
| 278 | Jordan Palmer | at Tulane | 2005 |
| 277 | Owen Price | at Loyola-Marymount | 1941 |
| 276 | Pat Hegarty | at Tulsa | 1988 |
| 276 | Trevor Vittatoe | vs. Houston | 2009 |
| 275 | Gary Keithley | vs. Arizona State | 1972 |
| 275 | Ryan Metz | vs. Incarnate Word | 2015 |
| 273 | Billy Stevens | vs. Xavier | 1965 |
| 273 | Howard Gasser | vs. Lamar | 1989 |
| 272 | Frank Duncan | vs. New Mexico State | 1973 |
| 272 | John Rayborn | vs. San Diego State | 1995 |
| 271 | Bob Stewart | vs. New Mexico State | 1968 |
| 271 | Jordan Palmer | vs. SMU | 2006 |
| 271 | Trevor Vittatoe | vs. Tulsa | 2009 |
| 271 | Mack Leftwich | vs. Florida Atlantic | 2015 |
| 269 | Jay Stuckey | at Fresno State | 1999 |
| 267 | Trevor Vittatoe | vs. Texas | 2008 |
| 267 | Nick Lamaison | vs. Houston | 2011 |
| 266 | Trevor Vittatoe | at Southern Miss | 2008 |
| 265 | Rocky Perez | vs. Hawaii | 2000 |
| 265 | Trevor Vittatoe | vs. Rice | 2008 |
| 263 | Trevor Vittatoe | vs. UCF | 2008 |
| 262 | Sammy Garza | vs. New Mexico | 1985 |
| 261 | Billy Stevens | vs. Colorado State | 1967 |
| 259 | Jordan Palmer | at Louisiana Tech | 2004 |
| 259 | Nick Lamaison | at Wisconsin | 2012 |
| 257 | Howard Gasser | vs. San Diego State | 1989 |
| 257 | Rocky Perez | at SMU | 1997 |
| 257 | Carson Meger | at Tulsa | 2012 |
| 256 | Billy Stevens | at Arizona State | 1966 |
| 256 | Gary Keithley | vs. Arizona | 1971 |
| 256 | Pat Hegarty | at San Diego State | 1987 |
| 255 | Bill Craig | vs. Pacific | 1970 |
| 253 | Jordan Palmer | at Tulsa | 2006 |
| 253 | Jameill Showers | at New Mexico State | 2013 |
| 249 | Billy Stevens | at Utah | 1967 |
| 249 | Wesley Phillips | vs. Tulsa | 2001 |
| 249 | Nick Lamaison | vs. Rice | 2012 |
| 248 | Omar Duarte | at Louisiana Tech | 2002 |
| 248 | Jordan Palmer | vs. Texas Southern | 2005 |
| 247 | Billy Stevens | at Wyoming | 1965 |
| 247 | Pat Hegarty | vs. Colorado State | 1988 |
| 245 | Sammy Garza | at San Diego State | 1985 |
| 244 | Pat Hegarty | vs. San Diego State | 1988 |
| 244 | Trevor Vittatoe | at Rice | 2009 |
| 242 | Sammy Garza | vs. Colorado State | 1986 |
| 241 | Oscar Ramirez | at New Mexico State | 1978 |
| 241 | Mike Perez | at BYU | 1991 |
| 240 | Bill Craig | vs. Utah | 1969 |
| 240 | Carson Meger | at USF | 2011 |
| 239 | Billy Stevens | at Arizona State | 1967 |
| 238 | Bob Stewart | vs. Long Beach State | 1968 |
| 237 | Howard Gasser | vs. Tulsa | 1989 |
| 237 | Rocky Perez | vs. New Mexico State | 2000 |
| 237 | Orlando Cruz | vs. San Jose State | 2003 |
| 237 | Jameill Showers | vs. Louisiana Tech | 2013 |
| 235 | Pat Hegarty | vs. Colorado State | 1988 |
| 235 | Mike Perez | vs. BYU | 1990 |
| 235 | Jordan Palmer | vs. Boise State | 2004 |
| 233 | Bill Craig | at New Mexico | 1969 |
| 233 | Rocky Perez | at Arizona | 1999 |
| 233 | Trevor Vittatoe | vs. Buffalo | 2009 |
| 232 | Jay Cleveland | vs. BYU | 1983 |
| 232 | Sammy Garza | at Tennessee | 1986 |
| 231 | Mack Leftwich | vs. Rice | 2015 |
| 230 | Jordan Palmer | vs. Tulane | 2006 |
| 229 | Zack Greenlee | vs. NM State | 2016 |
| 227 | Sammy Garza | at Texas A&M | 1984 |
| 227 | Wesley Phillips | vs. Rice | 2001 |
| 226 | Pat Hegarty | vs. Utah | 1988 |
| 226 | Leonard Lilja | at San Jose State | 1996 |
| 226 | Trevor Vittatoe | at Tulane | 2009 |
| 225 | Leonard Lilja | vs. Rice | 1996 |
| 223 | John Furman | at New Mexico State | 1960 |
| 223 | Jordan Palmer | vs. Weber State | 2004 |
| 220 | Bill Craig | at Trinity (Texas) | 1970 |
| 220 | Sammy Garza | at New Mexico State | 1984 |
| 219 | Billy Stevens | vs. New Mexico State | 1966 |
| 219 | John Rayborn | at Fresno State | 1995 |
| 218 | Tres Sullivan | at Wyoming | 1989 |
| 218 | Mike Perez | vs. Utah | 1991 |
| 218 | Jordan Palmer | at San Jose State | 2004 |
| 218 | Ryan Metz | at New Mexico State | 2015 |
| 217 | Rocky Perez | at TCU | 2000 |
| 217 | Wesley Phillips | vs. Nevada | 2001 |
| 216 | Dick Shinaut | at West Texas State | 1953 |
| 216 | Ryan Metz | vs. UTSA | 2015 |
| 215 | Jay Stuckey | vs. San Jose State | 1999 |
| 215 | Jordan Palmer | vs. Marshall | 2005 |
| 215 | Ryan Metz | at LA Tech | 2016 |
| 213 | Dick Shinaut | vs. Sul Ross State | 1952 |
| 213 | Nick Lamaison | at Ole Miss | 2012 |
| 213 | Jordan Palmer | at San Diego State | 2006 |
| 212 | Rocky Perez | vs. Fresno State | 2000 |
| 211 | Bob Laraba | at Arizona | 1957 |
| 211 | Wesley Phillips | vs. New Mexico | 2001 |
| 211 | Jordan Palmer | at New Mexico | 2006 |
| 211 | Ryan Metz | at UTSA | 2016 |
| 210 | Mike Perez | at New Mexico State | 1991 |
| 209 | Billy Stevens | at Arizona | 1965 |
| 209 | Jameill Showers | at Rice | 2014 |
| 208 | Billy Stevens | vs. TCU | 1965 |
| 208 | Pat Hegarty | vs. Mankato State | 1988 |
| 208 | Mike Perez | at Utah | 1990 |
| 208 | Shawn Gray | vs. Fresno State | 1994 |
| 206 | John Furman | vs. Utah State | 1960 |
| 206 | Rocky Perez | vs. SMU | 2000 |
| 206 | Jordan Palmer | at Houston | 2006 |
| 205 | Howard Gasser | vs. New Mexico | 1989 |
| 205 | Shawn Gray | at Tulsa | 1994 |
| 204 | Dick Shinaut | vs. North Texas | 1952 |
| 204 | Carson Meger | vs. Tulsa | 2011 |
| 203 | Ryan Metz | vs. Rice | 2017 |
| 203 | Pat Hegarty | vs. Air Force | 1988 |
| 202 | Ryan Metz | vs. Old Dominion | 2016 |
| 201 | Jameill Showers | at Kansas State | 2014 |

INDIVIDUAL GAME BESTS

RECEIVING

RECEPTIONS

| PLAYER | OPPONENT | YEAR | REC |
|-----------------------------|----------------------|------|-----|
| 1. Chuck Hughes | vs. Arizona State | 1965 | 17 |
| 2. Johnnie Lee Higgins Jr., | vs. Texas Tech | 2006 | 13 |
| 3. Chuck Hughes | vs. Colorado State | 1965 | 12 |
| Ed Puishes | at Trinity (Texas) | 1970 | 12 |
| Greg Taylor | vs. Lamar | 1972 | 12 |
| Harold Johnson | vs. San Diego State | 1978 | 12 |
| Ricki Lopez | vs. Air Force | 1990 | 12 |
| Jeff Moturi | vs. East Carolina | 2007 | 12 |
| 9. Jimmy Walker | at Cincinnati | 1951 | 11 |
| Chuck Hughes | at BYU | 1966 | 11 |
| Ed Puishes | vs. New Mexico State | 1969 | 11 |
| Ed Puishes | at Trinity (Texas) | 1970 | 11 |
| Greg Taylor | at BYU | 1972 | 11 |
| Jimmy Carpenter | at San Diego State | 1998 | 11 |

TOUCHDOWN RECEPTIONS

| PLAYER | OPPONENT | YEAR | TD |
|--------------------------|---------------------|------|----|
| 1. Volley Murphy | vs. BYU | 1967 | 4 |
| 2. John Connell | at Hawaii | 1950 | 3 |
| Jimmy Walker | at Cincinnati | 1951 | 3 |
| Ulysses Kendall | vs. Trinity (Texas) | 1962 | 3 |
| Chuck Hughes | vs. North Texas | 1965 | 3 |
| Chuck Hughes | at New Mexico | 1965 | 3 |
| Chuck Hughes | vs. Xavier | 1965 | 3 |
| Bob Wallace | vs. North Texas | 1965 | 3 |
| David Karns | at North Texas | 1966 | 3 |
| David Karns | vs. Texas-Arlington | 1966 | 3 |
| Volley Murphy | at New Mexico | 1967 | 3 |
| Reggie Barrett | vs. Utah | 1989 | 3 |
| Alvin Black | at Air Force | 1995 | 3 |
| Cedric Johnson | vs. Rice | 1996 | 3 |
| Lee Mays | vs. Rice | 2000 | 3 |
| Chris Francies | vs. Hawaii | 2004 | 3 |
| Johnnie Lee Higgins, Jr. | vs. Houston | 2005 | 3 |
| Johnnie Lee Higgins, Jr. | vs. NM State | 2006 | 3 |
| Johnnie Lee Higgins, Jr. | at UAB | 2006 | 3 |
| Jeff Moturi | vs. Rice | 2008 | 3 |
| Kris Adams | vs. SMU | 2008 | 3 |
| Kris Adams | at Houston | 2008 | 3 |
| Kris Adams | vs. Rice | 2010 | 3 |
| Kris Adams | vs. BYU | 2010 | 3 |

100-YARD GAMES

| YDS | PLAYER | OPPONENT | YEAR |
|-----|--------------------------|----------------------|------|
| 349 | Chuck Hughes | vs. North Texas | 1965 |
| 254 | Chuck Hughes | vs. Arizona State | 1965 |
| 234 | Volley Murphy | at New Mexico | 1967 |
| 233 | Bob Wallace | vs. New Mexico State | 1967 |
| 223 | Johnnie Lee Higgins, Jr. | vs. New Mexico State | 2006 |
| 218 | Jordan Leslie | at Tulsa | 2012 |
| 200 | Arnie Adkison | at Utah | 1987 |
| 198 | Ed Puishes | at Colorado State | 1970 |
| 197 | Greg Taylor | vs. Lamar | 1972 |
| 187 | Michael Edwards | at Rice | 2011 |
| 184 | Lee Mays | vs. San Jose State | 2001 |
| 181 | Johnnie Lee Higgins, Jr. | at UAB | 2006 |
| 179 | Jeff Moturi | vs. Marshall | 2009 |
| 177 | Reggie Barrett | at Hawaii | 1988 |
| 176 | Greg Taylor | at BYU | 1972 |
| 175 | Ed Puishes | vs. New Mexico State | 1969 |
| 174 | Jeff Moturi | vs. Tulsa | 2007 |
| 172 | Ed Puishes | at Utah | 1970 |
| 170 | Chuck Hughes | vs. Colorado State | 1965 |
| 170 | J.J. Rowlett | vs. BYU | 1994 |

| | | | |
|-----|--------------------------|----------------------|------|
| 170 | Chris Francies | vs. Tulsa | 2005 |
| 168 | Jordan Leslie | vs. Rice | 2012 |
| 165 | Reggie Barrett | vs. BYU | 1990 |
| 164 | Chuck Hughes | at New Mexico | 1965 |
| 164 | Bob Wallace | at Utah | 1965 |
| 164 | Lee Mays | at Oregon | 1999 |
| 163 | Reggie Barrett | at Air Force | 1989 |
| 162 | Gene Odell | at West Texas State | 1953 |
| 162 | Volley Murphy | at Arizona State | 1968 |
| 162 | Ed Puishes | vs. Pacific | 1970 |
| 162 | Johnnie Lee Higgins, Jr. | vs. Texas Tech | 2006 |
| 161 | Jeff Moturi | vs. UAB | 2009 |
| 156 | Lee Mays | at Nevada | 2000 |
| 156 | Johnnie Lee Higgins, Jr. | vs. Houston | 2005 |
| 154 | Ed Puishes | at Trinity (Texas) | 1970 |
| 153 | Bob Wallace | vs. North Texas | 1965 |
| 153 | Chuck Hughes | vs. New Mexico State | 1965 |
| 153 | Johnnie Lee Higgins, Jr. | at Tulsa | 2006 |
| 153 | Joe West | vs. Southern Miss | 2007 |
| 153 | Jeff Moturi | at SMU | 2009 |
| 153 | Kris Adams | vs. BYU | 2010 |
| 151 | Michael Edwards | at Wisconsin | 2012 |
| 150 | Lee Mays | vs. New Mexico State | 2000 |
| 148 | Lonnie Crittenden | vs. New Mexico State | 1973 |
| 148 | Jimmy Carpenter | vs. New Mexico | 1997 |
| 148 | Kris Adams | at Arkansas | 2010 |
| 147 | Bubba Garcia | vs. Colorado State | 1977 |
| 147 | Jordan Leslie | vs. New Mexico State | 2012 |
| 146 | Glenn Bishop | at Wyoming | 1991 |
| 145 | Reggie Barrett | vs. Air Force | 1990 |
| 145 | Kris Adams | vs. SMU | 2008 |
| 143 | David McMillan | vs. UC-Santa Barbara | 1968 |
| 143 | Lonnie Crittenden | at Utah | 1972 |
| 143 | Lee Mays | vs. SMU | 2000 |
| 143 | Tyler Batson | vs. Florida Atlantic | 2015 |
| 141 | Glenn Bishop | at Utah | 1990 |
| 141 | Kris Adams | at New Mexico | 2010 |
| 140 | Reggie Barrett | vs. San Diego State | 1989 |
| 140 | Jayson Boyd | vs. Colorado | 2004 |
| 137 | Keonta Golson | at Utah | 1998 |
| 135 | Chuck Hughes | at Wyoming | 1965 |
| 134 | Johnnie Lee Higgins, Jr. | at Memphis | 2005 |
| 134 | Kris Adams | vs. Rice | 2010 |
| 133 | Bob Wallace | vs. Texas-Arlington | 1966 |
| 132 | Steve Marusich | vs. Houston | 1946 |
| 132 | Ron Jones | vs. North Texas | 1968 |
| 132 | Bubba Garcia | at Colorado State | 1978 |
| 132 | Reggie Barrett | vs. New Mexico | 1989 |
| 131 | Jim Evans | vs. North Texas | 1963 |
| 131 | Billy Taylor | at Colorado State | 1970 |
| 131 | Jimmy Carpenter | at San Diego State | 1998 |
| 130 | Terrance Minor | vs. SMU | 2002 |
| 130 | Michael Edwards | at East Carolina | 2012 |
| 130 | Jordan Leslie | at Colorado State | 2013 |
| 130 | Ian Hamilton | at Rice | 2014 |
| 129 | Lonnie Crittenden | vs. Pacific | 1972 |
| 129 | Ansel Littlejohn | at Hawaii | 1991 |
| 128 | Kris Adams | vs. UCF | 2008 |
| 127 | Lee Mays | at Arizona | 1999 |
| 127 | Lorne Sam | vs. East Carolina | 2007 |
| 127 | Jeff Moturi | vs. Houston | 2009 |
| 126 | Chuck Anderson | vs. West Texas State | 1965 |
| 126 | Ed Puishes | at Wyoming | 1969 |
| 126 | Johnnie Lee Higgins, Jr. | vs. Louisiana Tech | 2003 |
| 126 | Chris Francies | at Rice | 2005 |
| 126 | Chris Francies | at SMU | 2005 |
| 126 | Jayson Boyd | at Memphis | 2005 |
| 126 | Kris Adams | at Tulsa | 2008 |
| 124 | Volley Murphy | at Arizona State | 1967 |
| 123 | Ed Puishes | vs. Arizona State | 1969 |
| 122 | Jayson Boyd | vs. SMU | 2004 |



INDIVIDUAL GAME BESTS

| YDS | PLAYER | OPPONENT | YEAR |
|-----|--------------------------|-----------------------|------|
| 122 | Johnnie Lee Higgins, Jr. | vs. Colorado | 2004 |
| 122 | Johnnie Lee Higgins, Jr. | at Houston | 2006 |
| 121 | Chuck Hughes | at Arizona State | 1966 |
| 121 | Ed Puishes | vs. Utah | 1969 |
| 121 | Frank Jarzombek | vs. Air Force | 1978 |
| 121 | Michael Edwards | vs. Rice | 2012 |
| 120 | Eric Anderson | at Colorado State | 1984 |
| 120 | Chris Francies | at Memphis | 2005 |
| 119 | Mike Anderson | vs. Arizona | 1971 |
| 119 | Reggie Barrett | vs. Southern Miss | 1988 |
| 119 | Allan Ray | at SMU | 1997 |
| 119 | Johnnie Lee Higgins, Jr. | at Marshall | 2006 |
| 119 | Jordan Leslie | vs. Tulsa | 2011 |
| 118 | David Karns | vs. Texas-Arlington | 1966 |
| 118 | Harold Johnson | at BYU | 1976 |
| 118 | J.J. Rowlett | at New Mexico State | 1993 |
| 118 | Jeff Moturi | at Memphis | 2009 |
| 117 | Volley Murphy | vs. UC-Santa Barbara | 1967 |
| 117 | Reggie Barrett | vs. Utah | 1989 |
| 117 | Reggie Barrett | at San Diego State | 1990 |
| 116 | Jerry Jones | at Colorado State | 1982 |
| 116 | Jimmy Carpenter | vs. San Diego State | 1995 |
| 116 | Cedric Johnson | at San Jose State | 1996 |
| 116 | Chris Marrow | vs. Weber State | 2004 |
| 116 | Jeff Moturi | at UCF | 2007 |
| 116 | Kris Adams | at East Carolina | 2008 |
| 115 | John Howle | vs. New Mexico State | 1955 |
| 115 | Chuck Hughes | vs. TCU | 1965 |
| 115 | Chuck Hughes | vs. Texas-Arlington | 1966 |
| 115 | Volley Murphy | vs. BYU | 1967 |
| 115 | Jimmy Carpenter | at Tulsa | 1997 |
| 115 | Terrance Minor | at San Jose State | 2002 |
| 114 | Chuck Hughes | vs. Colorado State | 1964 |
| 114 | Greg Taylor | vs. Lamar | 1972 |
| 114 | Bubba Garcia | at Wyoming | 1977 |
| 114 | Eric Anderson | vs. New Mexico | 1985 |
| 114 | Reggie Barrett | vs. Wyoming | 1990 |
| 114 | Glenn Bishop | at BYU | 1991 |
| 114 | Kris Adams | at Houston | 2010 |
| 114 | Donavon Kemp | vs. Stony Brook | 2011 |
| 114 | Jordan Leslie | vs. Louisiana Tech | 2013 |
| 113 | Billy Taylor | vs. New Mexico State | 1969 |
| 113 | Jeff Moturi | vs. East Carolina | 2007 |
| 112 | Bob Wallace | at Arizona State | 1966 |
| 112 | Eric Anderson | at New Mexico State | 1984 |
| 112 | Bob Keseday | at New Mexico | 1986 |
| 112 | J.J. Rowlett | at Arizona | 1993 |
| 112 | Daniel Robinson | vs. Memphis | 2006 |
| 112 | Ian Hamilton | at Kansas State | 2014 |
| 111 | Chuck Hughes | vs. Xavier | 1965 |
| 111 | Paul White | vs. Colorado State | 1967 |
| 111 | Harold Johnson | at New Mexico | 1977 |
| 111 | Lee Mays | vs. Rice | 2000 |
| 111 | Kris Adams | at Houston | 2008 |
| 110 | Kevin May | vs. Wyoming | 1982 |
| 110 | Arnie Adkison | at Colorado State | 1987 |
| 110 | Brian Natkin | vs. Rice | 2000 |
| 110 | Marcus Thomas | at Tulane | 2005 |
| 109 | Jackie Meeks | at Arizona | 1959 |
| 109 | Reggie Matthews | at BYU | 1968 |
| 109 | Bubba Garcia | vs. Arizona | 1977 |
| 109 | Barry Parker | vs. Air Force | 1986 |
| 109 | Lee Mays | vs. Hawaii | 2000 |
| 109 | Jeff Moturi | vs. Rice | 2008 |
| 109 | Donald Buckram | at Tulane | 2009 |
| 108 | Bob Wallace | vs. Colorado State | 1965 |
| 108 | Harold Collins | vs. Northern Michigan | 1986 |
| 108 | Reggie Barrett | at Hawaii | 1989 |
| 108 | J.J. Rowlett | vs. BYU | 1992 |
| 108 | Ian Hamilton | at Rice | 2013 |

| | | | |
|-----|--------------------------|----------------------|------|
| 107 | Keonta Golson | vs. BYU | 1997 |
| 107 | Allan Ray | vs. Tulsa | 1999 |
| 106 | Chuck Hughes | vs. West Texas State | 1965 |
| 106 | David Karns | at BYU | 1968 |
| 105 | Bubba Garcia | vs. North Texas | 1977 |
| 105 | Pierce Hunter | vs. Rice | 2010 |
| 104 | Chuck Hughes | at Arizona | 1965 |
| 104 | Reggie Barrett | at Wyoming | 1989 |
| 104 | J.J. Rowlett | vs. Utah | 1993 |
| 104 | Lee Mays | vs. New Mexico State | 1999 |
| 104 | Lee Mays | at San Jose State | 2000 |
| 104 | Chris Francies | vs. Rice | 2002 |
| 104 | Johnnie Lee Higgins, Jr. | vs. Hawaii | 2004 |
| 103 | Bob Wallace | vs. New Mexico State | 1966 |
| 103 | Bob Wallace | vs. New Mexico State | 1967 |
| 103 | Jordan Leslie | at New Mexico State | 2013 |
| 102 | Volley Murphy | vs. New Mexico State | 1968 |
| 102 | Ed Puishes | at Colorado State | 1969 |
| 102 | Harold Johnson | vs. San Diego State | 1978 |
| 102 | J.J. Rowlett | at Utah | 1994 |
| 102 | Jordan Leslie | vs. Tulsa | 2013 |
| 102 | Eddie Sinegal | at LA Tech | 2016 |
| 101 | Jimmy Walker | at Cincinnati | 1951 |
| 101 | Jimmy Walker | at Hardin-Simmons | 1951 |
| 101 | Gene Odell | at Texas Tech | 1952 |
| 101 | Don Maynard | at Arizona | 1957 |
| 101 | Ralph Kennedy | vs. Arizona State | 1961 |
| 101 | Jeff Moturi | at New Mexico State | 2007 |
| 101 | Joe West | at Texas Tech | 2007 |
| 100 | Ed Puishes | at Arizona | 1969 |
| 100 | Alvin Black | at Tulsa | 1994 |
| 100 | Fred Rouse | at Rice | 2007 |

SCORING POINTS

| PLAYER | OPPONENT | YEAR | PTS |
|-------------------|----------------------|------|-----|
| 1. Fred Wendt | vs. New Mexico State | 1948 | 42 |
| 2. Volley Murphy | vs. BYU | 1967 | 30 |
| John Harvey | vs. Weber State | 1988 | 30 |
| 4. Ed Smith | at Arizona State | 1946 | 24 |
| Ray Holt | at Texas-Arlington | 1974 | 24 |
| John Harvey | vs. Utah | 1986 | 24 |
| John Harvey | vs. Weber State | 1988 | 24 |
| Howard Jackson | vs. Sacramento State | 2002 | 24 |
| Donald Buckram | vs. Houston | 2009 | 24 |
| Donald Buckram | at Tulane | 2009 | 24 |
| Aaron Jones | vs. North Texas | 2016 | 24 |
| 12. Ken Heineman | vs. Northern Arizona | 1937 | 21 |
| 13. Ken Heineman | at Arizona | 1938 | 20 |
| 14. Owen Price | vs. New Mexico State | 1940 | 18 |
| Lee Cargile | at Hawaii | 1950 | 18 |
| Jimmy Walker | at Cincinnati | 1951 | 18 |
| Clovis Riley | vs. New Mexico State | 1953 | 18 |
| Jimmy Bevers | vs. New Mexico | 1956 | 18 |
| Charles Bradshaw | vs. New Mexico | 1960 | 18 |
| Ulysses Kendall | vs. Trinity | 1962 | 18 |
| Chuck Hughes | vs. North Texas | 1965 | 18 |
| Chuck Hughes | at New Mexico | 1965 | 18 |
| Chuck Hughes | vs. Xavier | 1965 | 18 |
| Dave Karns | vs. New Mexico | 1966 | 18 |
| Dave Karns | vs. Texas-Arlington | 1966 | 18 |
| Volley Murphy | at New Mexico | 1967 | 18 |
| James Berry | vs. Long Beach State | 1971 | 18 |
| John Harvey | at Colorado State | 1985 | 18 |
| John Harvey | vs. Hawaii | 1987 | 18 |
| John Harvey | vs. Lamar | 1987 | 18 |
| John Harvey | at Utah | 1987 | 18 |
| John Harvey | at Utah | 1987 | 18 |
| Willie Fuller | vs. Utah | 1988 | 18 |
| Reggie Barrett | vs. Utah | 1989 | 18 |
| Toraino Singleton | at Tulsa | 1994 | 18 |

INDIVIDUAL GAME BESTS

| PLAYER | OPPONENT | YEAR | PTS |
|--------------------------|----------------------|------|-----|
| Alvin Black | at Air Force | 1995 | 18 |
| Toraino Singleton | at Arizona State | 1995 | 18 |
| Cedric Johnson | vs. Rice | 1996 | 18 |
| Paul Smith | vs. New Mexico State | 1999 | 18 |
| Paul Smith | vs. SMU | 1999 | 18 |
| Paul Smith | at Rice | 1999 | 18 |
| Lee Mays | vs. Rice | 2000 | 18 |
| Sherman Austin | vs. Texas Southern | 2001 | 18 |
| Chris Porter | vs. Louisiana Tech | 2001 | 18 |
| Orlando Cruz | vs. Louisiana Tech | 2003 | 18 |
| Chris Francies | vs. Hawaii | 2004 | 18 |
| Howard Jackson | at Tulsa | 2004 | 18 |
| Reagan Schneider | vs. Houston | 2005 | 18 |
| Johnnie Lee Higgins, Jr. | vs. Houston | 2005 | 18 |
| Johnnie Lee Higgins, Jr. | vs. New Mexico State | 2006 | 18 |
| Johnnie Lee Higgins, Jr. | at UAB | 2006 | 18 |
| Marcus Thomas | at SMU | 2007 | 18 |
| Marcus Thomas | vs. Tulsa | 2007 | 18 |
| Jose Martinez | vs. East Carolina | 2007 | 18 |
| Jeff Moturi | vs. Rice | 2008 | 18 |
| Kris Adams | vs. SMU | 2008 | 18 |
| Jose Martinez | vs. SMU | 2008 | 18 |
| Kris Adams | at Houston | 2008 | 18 |
| Donald Buckram | vs. UAB | 2009 | 18 |
| Donald Buckram | at Rice | 2009 | 18 |
| Kris Adams | vs. Rice | 2010 | 18 |
| Kris Adams | vs. BYU | 2010 | 18 |
| Aaron Jones | at New Mexico | 2014 | 18 |
| Josh Bell | vs. Old Dominion | 2014 | 18 |
| Nathan Jeffery | vs. North Texas | 2014 | 18 |
| Walter Dawn | at UTSA | 2016 | 18 |
| Aaron Jones | at UTSA | 2016 | 18 |

FIELD GOALS

| PLAYER | OPPONENT | YEAR | FG |
|---------------------|----------------------|------|----|
| 1. Reagan Schneider | vs. Houston | 2005 | 5 |
| Jose Martinez | vs. East Carolina | 2007 | 5 |
| Jose Martinez | vs. SMU | 2008 | 5 |
| 4. Scott Wedell | vs. Weber State | 1983 | 4 |
| Chris Jacke | vs. Colorado State | 1988 | 4 |
| Jason Gillespie | vs. Hawaii | 1990 | 4 |
| Jason Gillespie | at Colorado State | 1990 | 4 |
| Reagan Schneider | vs. Weber State | 2004 | 4 |
| 9. Jeff White | vs. New Mexico State | 1968 | 3 |
| Jeff White | at Colorado State | 1970 | 3 |
| Bronko Belichesky | vs. Pacific | 1973 | 3 |
| Bronko Belichesky | at Arizona State | 1974 | 3 |
| Scott Wedell | vs. Texas A&M | 1981 | 3 |
| Hugo Castellanos | at Texas A&M | 1984 | 3 |
| Hugo Castellanos | at New Mexico State | 1984 | 3 |
| Hugo Castellanos | vs. BYU | 1985 | 3 |
| Hugo Castellanos | vs. New Mexico | 1985 | 3 |
| Hugo Castellanos | at San Diego State | 1987 | 3 |
| Chris Jacke | vs. Mankato State | 1988 | 3 |
| Chris Jacke | vs. San Diego State | 1988 | 3 |
| Chris Jacke | vs. Air Force | 1988 | 3 |
| Dominick Cefalone | vs. New Mexico | 1989 | 3 |
| Jason Gillespie | at Utah | 1990 | 3 |
| Marshall Young | vs. New Mexico | 1993 | 3 |
| Marshall Young | vs. Fresno State | 1994 | 3 |
| Jon Olsen | at Northern Illinois | 1996 | 3 |
| Ricky Bishop | at New Mexico | 1998 | 3 |
| Ricky Bishop | at Fresno State | 1999 | 3 |
| Ricky Bishop | vs. SMU | 2000 | 3 |
| Ricky Bishop | vs. Hawaii | 2000 | 3 |
| Ricky Bishop | at Boise State | 2000 | 3 |
| Keith Robinson | at Hawaii | 2003 | 3 |
| Reagan Schneider | at Louisiana Tech | 2004 | 3 |
| Reagan Schneider | vs. New Mexico State | 2006 | 3 |

| | | | |
|---------------|---------------------|------|---|
| Jose Martinez | vs. UCF | 2008 | 3 |
| Jose Martinez | vs. Rice | 2008 | 3 |
| Dakota Warren | vs. Memphis | 2010 | 3 |
| Dakota Warren | at New Mexico State | 2011 | 3 |
| Dakota Warren | at Tulane | 2011 | 3 |

EXTRA POINTS (PATs) PLAYER

| PLAYER | OPPONENT | YEAR | XP |
|---------------------|-----------------------|------|----|
| 1. Jerry Waddles | at New Mexico | 1967 | 9 |
| 2. Reagan Schneider | vs. Sam Houston State | 2003 | 8 |
| 3. Chris Jacke | vs. San Diego State | 1988 | 7 |
| Keith Robinson | vs. Texas Southern | 2001 | 7 |
| Reagan Schneider | vs. SMU | 2004 | 7 |
| Jose Martinez | vs. Texas Southern | 2007 | 7 |
| Jose Martinez | vs. UCF | 2008 | 7 |
| Logan Barrett | vs. Houston | 2009 | 7 |
| Jay Mattox | vs. North Texas | 2016 | 7 |
| 10. Fred Wendt | vs. New Mexico State | 1948 | 6 |
| Chris Jacke | at New Mexico State | 1988 | 6 |
| Chris Jacke | at Hawaii | 1988 | 6 |
| Chris Jacke | vs. Weber State | 1988 | 6 |
| Ricky Bishop | vs. New Mexico State | 1999 | 6 |
| Ricky Bishop | vs. SMU | 1999 | 6 |
| Keith Robinson | vs. Sacramento State | 2002 | 6 |
| Reagan Schneider | vs. New Mexico State | 2004 | 6 |
| Reagan Schneider | vs. Hawaii | 2004 | 6 |
| Reagan Schneider | at Tulane | 2005 | 6 |
| Jose Martinez | at SMU | 2007 | 6 |
| Jose Martinez | vs. Tulsa | 2007 | 6 |
| Dakota Warren | vs. New Mexico State | 2010 | 6 |
| Dakota Warren | vs. Rice | 2010 | 6 |
| Dakota Warren | vs. Houston | 2011 | 6 |
| Jay Mattox | at New Mexico State | 2013 | 6 |
| Jay Mattox | vs. New Mexico State | 2014 | 6 |
| Jay Mattox | vs. Old Dominion | 2014 | 6 |
| Jay Mattox | at NM State | 2015 | 6 |
| Jay Mattox | vs. Houston Baptist | 2016 | 6 |

INTERCEPTIONS

| PLAYER | OPPONENT | YEAR | INT |
|-----------------|----------------------|------|-----|
| 1. Charlie West | at West Texas State | 1966 | 4 |
| 2. Ken Heineman | vs. Arizona | 1939 | 3 |
| Mike Maros | vs. Wichita State | 1939 | 3 |
| Gerald Campbell | at New Mexico | 1950 | 3 |
| Ron Bostwick | vs. West Texas State | 1965 | 3 |
| Danny Taylor | vs. BYU | 1985 | 3 |
| Ken Sale | vs. San Diego State | 1989 | 3 |

INTERCEPTION YARDAGE

| PLAYER | OPPONENT | YEAR | YDS |
|------------------|----------------------|------|-----|
| 1. Michael Hicks | at BYU | 1996 | 112 |
| 2. Danny Taylor | vs. BYU | 1985 | 104 |
| 3. Larry Durham | vs. New Mexico | 1962 | 100 |
| Quintin Demps | at New Mexico State | 2007 | 100 |
| Quintin Demps | at UCF | 2007 | 100 |
| 6. Troy Reffett | vs. San Diego State | 1988 | 97 |
| 7. Elroy Stoglin | at Utah | 1977 | 91 |
| 8. Ken Heineman | vs. Arizona | 1939 | 87 |
| 9. Otha West | at Hawaii | 1991 | 85 |
| 10. Ron Bostwick | vs. West Texas State | 1965 | 81 |



INDIVIDUAL GAME BESTS

PUNTING

PUNTS

| | PLAYER | OPPONENT | YEAR | PUNTS |
|----|-------------------|----------------------|------|-------|
| 1. | Ken Heineman | at New Mexico State | 1938 | 13 |
| | Lonnie Crittenden | vs. Wyoming | 1972 | 13 |
| | Lonnie Crittenden | at New Mexico | 1973 | 13 |
| | Jerry Walker | at BYU | 1978 | 13 |
| | Hector Salazar | at New Mexico | 1983 | 13 |
| 6. | Owen Price | vs. Louisiana Tech | 1941 | 12 |
| | Fred Wendt | vs. West Texas State | 1946 | 12 |
| | Don Davis | vs. Wyoming | 1966 | 12 |
| | Tom Galloway | vs. Mississippi | 1967 | 12 |
| | Gary Keithley | vs. Arizona State | 1972 | 12 |
| | Steve Folkner | vs. New Mexico | 1980 | 12 |
| | Rick Padia | vs. BYU | 1981 | 12 |

AVERAGE

| | PLAYER | OPPONENT | YEAR | AVG |
|----|----------------|---------------------------|------|------|
| 1. | Owen Price | vs. 260th Coast Artillery | 1941 | 62.5 |
| 2. | Ed Bunn | vs. BYU | 1992 | 60.3 |
| 3. | Owen Price | vs. Arizona State | 1940 | 59.3 |
| 4. | Ian Campbell | vs. Rice | 2010 | 55.6 |
| 5. | Gary Keithley | vs. Wyoming | 1972 | 55.3 |
| 6. | Fred Wendt | at West Texas State | 1947 | 55.2 |
| 7. | Hector Salazar | vs. San Diego State | 1983 | 55.0 |
| 8. | Ian Campbell | vs. Stony Brook | 2011 | 54.8 |
| 9. | Owen Price | at Hardin-Simmons | 1941 | 54.7 |
| | Ian Campbell | vs. Colorado State | 2011 | 54.7 |

PUNT RETURNS

RETURNS

| | PLAYER | OPPONENT | YEAR | RET |
|----|--------------------------|------------------------|------|-----|
| 1. | Ben Carnell | vs. Arizona State | 1947 | 8 |
| 2. | Luther Johnson | vs. New Mexico State | 1987 | 7 |
| | Ansel Littlejohn | vs. New Mexico State | 1990 | 7 |
| | Jahmal Fenner | vs. Sacramento State | 2002 | 7 |
| 5. | Javier Sanchez | at Utah | 1998 | 6 |
| | Johnnie Lee Higgins, Jr. | at Memphis | 2005 | 6 |
| | Jahmal Fenner | vs. Texas Southern | 2001 | 6 |
| | Terry Juniel | vs. NM State | 2016 | 6 |
| 9. | Gerald Campbell | at Arizona | 1949 | 5 |
| | Gerald Campbell | vs. West Virginia | 1950 | 5 |
| | Gerald Campbell | at West State State | 1951 | 5 |
| | Ed Smith | vs. New Mexico | 1947 | 5 |
| | Charlie West | vs. Texas-Arlington | 1966 | 5 |
| | Harold Johnson | at Pacific | 1975 | 5 |
| | Ansel Littlejohn | vs. Northwestern State | 1991 | 5 |
| | Javier Sanchez | vs. BYU | 1997 | 5 |
| | Javier Sanchez | vs. TCU | 1997 | 5 |
| | Jahmal Fenner | vs. Rice | 2002 | 5 |
| | Josh Ferguson | vs. Texas Southern | 2005 | 5 |
| | Damian Payne | vs. North Texas | 2014 | 5 |
| | Terry Juniel | vs. Houston Baptist | 2016 | 5 |

PUNT RETURN YARDAGE

| | PLAYER | OPPONENT | YEAR | YDS |
|----|---------------------|----------------------|------|-----|
| 1. | Ben Carnell | vs. Arizona State | 1947 | 129 |
| 2. | Reggie Matthews | vs. San Jose State | 1966 | 119 |
| 3. | Charlie West | vs. Colorado State | 1967 | 117 |
| 4. | Ken Heineman | vs. Northern Arizona | 1937 | 115 |
| | Jahmal Fenner | vs. Texas Southern | 2001 | 115 |
| 6. | Reggie Matthews | vs. UC-Santa Barbara | 1967 | 113 |
| 7. | Tom Steele | vs. New Mexico State | 1948 | 105 |
| 8. | Terry Juniel | vs. NM State | 2016 | 104 |
| 9. | Ed Smith | at Drake | 1947 | 102 |
| | Bob Forrest | vs. Trinity | 1956 | 102 |

KICKOFF RETURNS

RETURNS

| | PLAYER | OPPONENT | YEAR | RET |
|-----|--------------------------|----------------------|------|-----|
| 1. | Ray Holt | vs. Wyoming | 1978 | 7 |
| | Roy Ross | at San Diego State | 1990 | 7 |
| | Johnnie Lee Higgins, Jr. | at Tulsa | 2006 | 7 |
| 4. | Ray Holt | vs. San Diego State | 1974 | 6 |
| | Luther Johnson | at Kent | 1985 | 6 |
| | Ricki Lopez | vs. Colorado State | 1989 | 6 |
| | Cedric Johnson | at Colorado State | 1995 | 6 |
| | Quintin Demps | vs. Tulsa | 2007 | 6 |
| | Evan Davis | vs. Kansas | 2009 | 6 |
| | Marlon McClure | at Houston | 2010 | 6 |
| | Autrey Golden | at Houston | 2012 | 6 |
| | Autrey Golden | at Louisiana Tech | 2014 | 6 |
| | Autrey Golden | at Western Kentucky | 2014 | 6 |
| | Autrey Golden | at Arkansas | 2015 | 6 |
| 15. | Chuck Hughes | vs. Colorado State | 1964 | 5 |
| | Luther Johnson | at San Diego State | 1987 | 5 |
| | Ricki Lopez | at Wyoming | 1989 | 5 |
| | Ansel Littlejohn | at Colorado State | 1990 | 5 |
| | Kenny Brown | at New Mexico | 1990 | 5 |
| | Roy Ross | at Utah | 1990 | 5 |
| | Cedric Johnson | at BYU | 1993 | 5 |
| | Cedric Johnson | at Arizona State | 1995 | 5 |
| | Cedric Johnson | at Air Force | 1995 | 5 |
| | Cedric Johnson | at Fresno State | 1995 | 5 |
| | Javier Sanchez | at Utah | 1997 | 5 |
| | Keonta Golson | at New Mexico State | 1998 | 5 |
| | Howard Jackson | vs. Fresno State | 2003 | 5 |
| | Johnnie Lee Higgins, Jr. | vs. Tulsa | 2005 | 5 |
| | Josh Ferguson | vs. New Mexico State | 2006 | 5 |
| | Fred Rouse | at Texas Tech | 2007 | 5 |
| | Josh Ferguson | at Southern Miss | 2008 | 5 |
| | Evan Davis | at Texas | 2009 | 5 |
| | Marlon McClure | vs. Houston | 2009 | 5 |
| | Marlon McClure | vs. Tulane | 2010 | 5 |
| | Marlon McClure | at Arkansas | 2010 | 5 |
| | Vernon Frazier | at USF | 2011 | 5 |
| | Nathan Jeffery | at Rice | 2011 | 5 |
| | Autrey Golden | at Tulsa | 2012 | 5 |
| | Autrey Golden | at Texas A&M | 2013 | 5 |
| | Autrey Golden | at FIU | 2015 | 5 |
| | Jaquan White | vs. Army | 2016 | 5 |

RETURN YARDAGE

| | PLAYER | OPPONENT | YEAR | YDS |
|-----|----------------|---------------------|------|-----|
| 1. | Luther Johnson | at Kent State | 1985 | 233 |
| 2. | Roy Ross | at San Diego State | 1990 | 204 |
| 3. | Autrey Golden | at Southern Miss | 2012 | 191 |
| 4. | Cedric Johnson | at New Mexico | 1996 | 181 |
| 5. | Ray Holt | vs. San Diego State | 1974 | 177 |
| | Vernon Frazier | at USF | 2011 | 177 |
| 7. | Cedric Johnson | vs. Tulsa | 1995 | 170 |
| 8. | W.C. Page | vs. Colorado State | 1973 | 169 |
| 9. | Marlon McClure | at Houston | 2010 | 165 |
| 10. | Marlon McClure | at Arkansas | 2010 | 163 |

T INDIVIDUAL LEADERS

TOTAL OFFENSE

SEASON YARDS

| NAME | YEAR | PLYS | RUSH | PASS | TOTAL | AVG |
|--------------------|------|------|------|-------|-------|------|
| 1. Jordan Palmer | 2006 | 476 | -86 | 3,595 | 3,509 | 7.37 |
| 2. Jordan Palmer | 2005 | 490 | -50 | 3,503 | 3,453 | 7.05 |
| 3. Trevor Vittatoe | 2008 | 463 | -31 | 3,274 | 3,243 | 7.00 |
| 4. Trevor Vittatoe | 2009 | 454 | -83 | 3,308 | 3,225 | 7.10 |
| 5. Sammy Garza | 1986 | 503 | -138 | 3,140 | 3,002 | 5.97 |
| 6. Trevor Vittatoe | 2007 | 449 | -132 | 3,101 | 2,969 | 6.61 |
| 7. Trevor Vittatoe | 2010 | 462 | 98 | 2,756 | 2,854 | 6.18 |
| 8. Jordan Palmer | 2004 | 412 | -17 | 2,818 | 2,801 | 6.80 |
| 9. Rocky Perez | 2000 | 412 | 82 | 2,661 | 2,743 | 6.66 |
| 10. Billy Stevens | 1965 | 490 | -329 | 3,032 | 2,703 | 5.52 |

CAREER YARDS

| NAME | YEARS | PLYS | RUSH | PASS | TOTAL | AVG |
|--------------------|-------------|-------|-------|--------|--------|------|
| 1. Trevor Vittatoe | 2007-10 | 1,828 | -148 | 12,439 | 12,291 | 6.72 |
| 2. Jordan Palmer | 2003-06 | 1,643 | -43 | 11,084 | 11,041 | 6.72 |
| 3. Sammy Garza | 1983-86 | 1,078 | -74 | 6,130 | 6,056 | 5.62 |
| 4. Billy Stevens | 1965-67 | 1,092 | -789 | 6,485 | 5,696 | 5.22 |
| 5. Rocky Perez | 1997-00 | 925 | 286 | 5,108 | 5,394 | 5.83 |
| 6. Ken Heineman | 1937-40 | 831 | 2,001 | 2,873 | 4,874 | 5.87 |
| 7. Shawn Gray | 1991-94 | 900 | 1,219 | 3,603 | 4,822 | 5.36 |
| 8. Pat Hegarty | 1987-88 | 735 | -71 | 4,593 | 4,522 | 6.15 |
| 9. John Rayborn | 1995, 97-98 | 836 | 300 | 4,194 | 4,494 | 5.38 |
| 10. John Furman | 1958-61 | 831 | 617 | 3,607 | 4,224 | 5.08 |

SEASON YARDS PER GAME

| NAME | YEAR | G | PLYS | YARDS | TDR | YD/PG |
|--------------------|------|----|------|-------|-----|-------|
| 1. Jordan Palmer | 2006 | 12 | 476 | 3,509 | 27 | 292.4 |
| 2. Jordan Palmer | 2005 | 12 | 490 | 3,453 | 31 | 287.8 |
| 3. Billy Stevens | 1965 | 10 | 490 | 2,703 | 22 | 270.3 |
| 4. Trevor Vittatoe | 2008 | 12 | 463 | 3,243 | 34 | 270.2 |
| 5. Trevor Vittatoe | 2009 | 12 | 454 | 3,225 | 17 | 268.8 |
| 6. Sammy Garza | 1986 | 12 | 503 | 3,002 | 24 | 250.2 |
| 7. Rocky Perez | 2000 | 11 | 412 | 2,743 | 32 | 249.4 |
| 8. Trevor Vittatoe | 2007 | 12 | 449 | 2,969 | 25 | 247.4 |
| 9. Jordan Palmer | 2004 | 12 | 412 | 2,801 | 27 | 233.4 |
| 10. Howard Gasser | 1989 | 11 | 461 | 2,513 | 21 | 228.5 |

CAREER YARDS PER GAME

(MINIMUM 3,000 YARDS; PLAYER MUST HAVE CONCLUDED HIS CAREER)

| NAME | YEARS | G | PLYS | YDS | TD | YD/PG |
|--------------------|---------|----|-------|--------|----|-------|
| 1. Trevor Vittatoe | 2007-10 | 49 | 1,828 | 12,291 | 98 | 250.8 |
| 2. Jordan Palmer | 2003-06 | 46 | 1,643 | 11,041 | 95 | 240.0 |
| 3. Pat Hegarty | 1987-88 | 22 | 735 | 4,522 | 34 | 205.6 |
| 4. Howard Gasser | 1989-90 | 17 | 628 | 3,476 | 26 | 204.5 |
| 5. Billy Stevens | 1965-67 | 28 | 1,092 | 5,696 | 56 | 203.4 |
| 6. Nick Lamaison | 2011-12 | 19 | 571 | 3,512 | 25 | 184.8 |
| 7. Jameill Showers | 2013-14 | 20 | 629 | 3,628 | 8 | 181.4 |
| 8. Ken Heineman | 1937-39 | 28 | 831 | 4,874 | 37 | 174.1 |
| 9. Sammy Garza | 1983-86 | 40 | 1,078 | 6,056 | 47 | 151.4 |
| 10. Gary Keithley | 1971-72 | 20 | 639 | 3,019 | 20 | 151.0 |

SEASON TOUCHDOWNS RESPONSIBLE FOR

| NAME | YEAR | TDR |
|--------------------|------|-----|
| 1. Trevor Vittatoe | 2008 | 34 |
| 2. Rocky Perez | 2000 | 32 |
| 3. Jordan Palmer | 2005 | 31 |
| 4. Jordan Palmer | 2006 | 27 |
| Jordan Palmer | 2004 | 27 |
| 6. Trevor Vittatoe | 2007 | 25 |
| 7. Sammy Garza | 1986 | 24 |
| 8. Billy Stevens | 1965 | 22 |
| Trevor Vittatoe | 2010 | 22 |
| 10. Aaron Jones | 2016 | 21 |
| Donald Buckram | 2009 | 21 |
| Howard Gasser | 1989 | 21 |
| Billy Stevens | 1966 | 21 |

CAREER TOUCHDOWNS RESPONSIBLE FOR

| NAME | YEAR | TDR |
|--------------------|------------|-----|
| 1. Trevor Vittatoe | 2007-10 | 98 |
| 2. Jordan Palmer | 2003-06 | 95 |
| 3. Billy Stevens | 1965-67 | 56 |
| 4. Sammy Garza | 1983-86 | 47 |
| 5. Rocky Perez | 1997-00 | 46 |
| 6. John Harvey | 1985-88 | 42 |
| 7. Aaron Jones | 2013-16 | 41 |
| 8. John Rayborn | 1995 97-98 | 40 |
| 9. Brooks Dawson | 1966-68 | 37 |
| 10. Pat Hegarty | 1987-88 | 34 |

SEASON PLAYS

| NAME | YEAR | G | PLYS |
|--------------------|------|----|------|
| 1. Sammy Garza | 1986 | 12 | 503 |
| 2. Billy Stevens | 1965 | 10 | 490 |
| Jordan Palmer | 2005 | 12 | 490 |
| 4. Jordan Palmer | 2006 | 12 | 476 |
| 5. Trevor Vittatoe | 2008 | 12 | 463 |
| 6. Trevor Vittatoe | 2010 | 13 | 462 |
| 7. Howard Gasser | 1989 | 11 | 461 |
| 8. Trevor Vittatoe | 2009 | 12 | 454 |
| 9. Trevor Vittatoe | 2007 | 12 | 449 |
| 10. Oscar Ramirez | 1978 | 12 | 447 |

CAREER PLAYS

| NAME | YEAR | G | PLAYS |
|--------------------|-------------|----|-------|
| 1. Trevor Vittatoe | 2007-10 | 49 | 1,828 |
| 2. Jordan Palmer | 2003-06 | 46 | 1,643 |
| 3. Billy Stevens | 1965-67 | 28 | 1,092 |
| 4. Sammy Garza | 1983-86 | 40 | 1,078 |
| 5. Rocky Perez | 1997-00 | 44 | 925 |
| 6. Shawn Gray | 1991-94 | 40 | 900 |
| 7. Mike Perez | 1990-93 | 36 | 843 |
| 8. John Rayborn | 1995, 97-98 | 30 | 836 |
| 9. John Furman | 1958-61 | 39 | 831 |
| 10. Bill CRAIGO | 1969-71 | 30 | 736 |

YEARLY LEADER

| YEAR | NAME | PLYS | RUSH | PASS | TOTAL |
|------|-------------------|------|------|-------|-------|
| 1946 | Vic Clark | 216 | 363 | 607 | 970 |
| 1947 | Ed Smith | 138 | 742 | 35 | 777 |
| 1948 | Fred Wendt | 193 | 1546 | 27 | 1,573 |
| 1949 | Pug Gabrel | 145 | 881 | 0 | 881 |
| 1950 | Bill McWilliams | 164 | 257 | 458 | 715 |
| 1951 | Billy Bob Pumbley | 160 | 5 | 780 | 785 |
| 1952 | Dick Shinaut | 291 | 7 | 1,520 | 1,527 |
| 1953 | Dick Shinaut | 121 | 91 | 720 | 811 |
| 1954 | Jesse Whittenton | 215 | 489 | 577 | 1,066 |
| 1955 | Jesse Whittenton | 185 | 56 | 780 | 836 |
| 1956 | Bob Laraba | 143 | 175 | 568 | 743 |
| 1957 | Bob Laraba | 125 | 106 | 497 | 603 |
| 1958 | Charles Bradshaw | 105 | 435 | 0 | 435 |
| 1959 | John Furman | 230 | 50 | 1,132 | 1,182 |
| 1960 | John Furman | 236 | 181 | 1,094 | 1,275 |
| 1961 | John Furman | 255 | 308 | 1,026 | 1,334 |
| 1962 | Jerry Tucker | 102 | 4 | 473 | 477 |
| 1963 | Jerry Tucker | 242 | 32 | 865 | 897 |
| 1964 | Dick Weeks | 133 | 539 | 0 | 539 |
| 1965 | Billy Stevens | 490 | -329 | 3,032 | 2,703 |
| 1966 | Billy Stevens | 360 | -349 | 2,088 | 1,739 |
| 1967 | Billy Stevens | 242 | -111 | 1,365 | 1,254 |
| 1968 | Brooks Dawson | 319 | -240 | 1,764 | 1,524 |
| 1969 | Bill CRAIGO | 320 | -1 | 1,560 | 1,559 |
| 1970 | Bill CRAIGO | 376 | -3 | 2,123 | 2,120 |
| 1971 | Gary Keithley | 310 | -78 | 1,375 | 1,297 |
| 1972 | Gary Keithley | 329 | -148 | 1,870 | 1,722 |
| 1973 | Frank Duncan | 337 | -14 | 1,370 | 1,356 |
| 1974 | Bobby McKinley | 326 | 260 | 1,512 | 1,772 |
| 1975 | Bobby McKinley | 290 | 321 | 673 | 994 |



INDIVIDUAL LEADERS

| YEAR | NAME | PLYS | RUSH | PASS | TOTAL |
|------|------------------|------|------|-------|-------|
| 1976 | Robert Elliott | 205 | 861 | 0 | 861 |
| 1977 | Oscar Ramirez | 282 | -14 | 1,252 | 1,238 |
| 1978 | Oscar Ramirez | 447 | 336 | 1,460 | 1,796 |
| 1979 | James Copeland | 160 | 638 | 0 | 638 |
| 1980 | Delbert Thompson | 214 | 923 | 0 | 923 |
| 1981 | Brad McEachern | 197 | -64 | 690 | 626 |
| 1982 | Kevin Ward | 363 | 608 | 1,141 | 1,749 |
| 1983 | Jay Cleveland | 199 | -107 | 834 | 727 |
| 1984 | Sammy Garza | 178 | 36 | 899 | 935 |
| 1985 | Sammy Garza | 307 | -48 | 1,654 | 1,606 |
| 1986 | Sammy Garza | 503 | -138 | 3,140 | 3,002 |
| 1987 | Pat Hegarty | 351 | -109 | 2,064 | 1,955 |
| 1988 | Pat Hegarty | 384 | 38 | 2,529 | 2,567 |
| 1989 | Howard Gasser | 461 | -73 | 2,586 | 2,513 |
| 1990 | Mike Perez | 295 | -15 | 1,220 | 1,205 |
| 1991 | Mike Perez | 351 | 14 | 1,913 | 1,927 |
| 1992 | Shawn Gray | 314 | 402 | 1,297 | 1,699 |
| 1993 | Corey Tucker | 265 | 238 | 889 | 1,127 |
| 1994 | Shawn Gray | 374 | 478 | 1,662 | 2,140 |
| 1995 | John Rayborn | 406 | 256 | 1,913 | 2,169 |
| 1996 | Leonard Lilja | 280 | -6 | 1,193 | 1,187 |
| 1997 | Rocky Perez | 157 | 28 | 728 | 756 |
| 1998 | John Rayborn | 300 | 58 | 1,641 | 1,699 |
| 1999 | Jay Stuckey | 288 | 62 | 1,918 | 1,980 |
| 2000 | Rocky Perez | 412 | 82 | 2,661 | 2,743 |
| 2001 | Wesley Phillips | 306 | -133 | 1,839 | 1,706 |
| 2002 | Omar Duarte | 215 | -8 | 1,000 | 992 |
| 2003 | Orlando Cruz | 274 | 147 | 1,360 | 1,507 |
| 2004 | Jordan Palmer | 412 | -17 | 2,818 | 2,801 |
| 2005 | Jordan Palmer | 490 | -50 | 3,503 | 3,453 |
| 2006 | Jordan Palmer | 476 | -86 | 3,595 | 3,509 |
| 2007 | Trevor Vittatoe | 449 | -132 | 3,101 | 2,969 |
| 2008 | Trevor Vittatoe | 463 | -31 | 3,274 | 3,243 |
| 2009 | Trevor Vittatoe | 454 | -83 | 3,308 | 3,225 |
| 2010 | Trevor Vittatoe | 462 | 98 | 2,756 | 2,854 |
| 2011 | Nick Lamaison | 264 | 39 | 1,718 | 1,757 |
| 2012 | Nick Lamaison | 307 | 69 | 1,686 | 1,755 |
| 2013 | Jameill Showers | 250 | 195 | 1,263 | 1,458 |
| 2014 | Jameill Showers | 379 | 312 | 1,858 | 2,170 |
| 2015 | Mack Leftwich | 210 | 49 | 1,228 | 1,277 |
| 2016 | Ryan Metz | 237 | 41 | 1,375 | 1,416 |
| 2017 | Zack Greenlee | 191 | 114 | 818 | 932 |

SEASON YARDS PER GAME

| NAME | YEAR | G | YDS | YPG |
|-----------------------------|------|----|-------|--------|
| 1. Chuck Hughes | 1965 | 10 | 2,044 | 204.40 |
| 2. Fred Wendt | 1948 | 10 | 1,855 | 185.50 |
| 3. Donald Buckram | 2009 | 12 | 2,047 | 170.58 |
| 4. Aaron Jones | 2016 | 12 | 2,006 | 167.20 |
| 5. Howard Jackson | 2003 | 13 | 2,146 | 165.08 |
| 6. Johnnie Lee Higgins, Jr. | 2006 | 12 | 1,873 | 156.08 |
| 7. Ed Smith | 1947 | 9 | 1,390 | 154.44 |
| 8. Howard Jackson | 2004 | 12 | 1,792 | 149.33 |
| 9. Marcus Thomas | 2007 | 11 | 1,457 | 132.45 |
| 10. Aaron Jones | 2014 | 12 | 1,614 | 134.50 |

CAREER YARDS PER GAME

(MINIMUM 2,000 YARDS; PLAYER MUST HAVE CONCLUDED HIS CAREER)

| NAME | YEAR | G | YDS | YPG |
|-----------------------------|-------------|----|-------|--------|
| 1. Howard Jackson | 2001-04 | 45 | 6,153 | 136.73 |
| 2. Aaron Jones | 2013-16 | 35 | 4,760 | 136.00 |
| 3. Chuck Hughes | 1964-66 | 30 | 3,989 | 132.97 |
| 4. Toraino Singleton | 1994-95 | 23 | 2,815 | 122.39 |
| 5. Ed Smith | 1942, 46-47 | 27 | 2,997 | 111.00 |
| 6. John Harvey | 1985-88 | 42 | 4,351 | 103.60 |
| 7. Johnnie Lee Higgins, Jr. | 2003-06 | 49 | 4,745 | 96.84 |
| 8. Bob Wallace | 1965-67 | 29 | 2,741 | 94.52 |
| 9. Cedric Johnson | 1993-96 | 44 | 4,135 | 93.98 |
| 10. Delbert Thompson | 1980-81 | 23 | 2,122 | 92.26 |

YEARLY LEADER

| YEAR | NAME | G | YARDS | AVG |
|------|------------------|----|-------|--------|
| 1940 | Owen Price | 9 | 967 | 107.44 |
| 1941 | Owen Price | 10 | 1,008 | 100.80 |
| 1942 | Raymond Evans | 9 | 818 | 90.89 |
| 1946 | Ed Smith | 9 | 862 | 95.78 |
| 1947 | Ed Smith | 9 | 1,390 | 154.44 |
| 1948 | Fred Wendt | 10 | 1,879 | 185.50 |
| 1949 | Pug Gabrel | 10 | 950 | 95.00 |
| 1950 | Pug Gabrel | 7 | 554 | 79.14 |
| 1951 | Clovis Riley | 10 | 692 | 69.20 |
| 1952 | Clovis Riley | 11 | 926 | 84.18 |
| 1953 | Clovis Riley | 9 | 738 | 82.00 |
| 1954 | Reeves Tevis | 10 | 742 | 74.20 |
| 1955 | Don Maynard | 10 | 712 | 71.20 |
| 1956 | Bob Forrest | 10 | 849 | 84.90 |
| 1957 | Don Maynard | 9 | 861 | 95.67 |
| 1958 | Charles Bradshaw | 9 | 639 | 71.00 |
| 1959 | Kent Babb | 10 | 863 | 86.30 |
| 1960 | Charles Bradshaw | 10 | 785 | 78.50 |
| 1961 | Don Boyce | 10 | 645 | 64.50 |
| 1962 | Louis James | 9 | 406 | 55.11 |
| 1963 | Julius Glosson | 10 | 515 | 51.50 |
| 1964 | Chuck Hughes | 10 | 1,198 | 119.80 |
| 1965 | Chuck Hughes | 10 | 2,044 | 204.40 |
| 1966 | Bob Wallace | 10 | 901 | 90.10 |
| 1967 | Volley Murphy | 9 | 876 | 97.33 |
| 1968 | Volley Murphy | 9 | 627 | 69.67 |
| 1969 | Ed Puishes | 10 | 899 | 89.90 |
| 1970 | Phil Hatch | 9 | 997 | 110.78 |
| 1971 | Phil Hatch | 11 | 736 | 66.91 |
| 1972 | Greg Taylor | 10 | 994 | 99.40 |
| 1973 | Ken Petty | 11 | 904 | 82.18 |
| 1974 | Ray Holt | 11 | 836 | 76.00 |
| 1975 | Robert Elliott | 11 | 915 | 83.18 |
| 1976 | Ray Holt | 12 | 1,138 | 94.83 |
| 1977 | Robert Elliott | 11 | 1,047 | 95.18 |
| 1978 | Ray Holt | 12 | 1,468 | 122.33 |
| 1979 | Robert Copeland | 11 | 686 | 62.36 |
| 1980 | Delbert Thompson | 12 | 1,276 | 106.33 |
| 1981 | Delbert Thompson | 11 | 846 | 76.91 |
| 1982 | Jerry Jones | 12 | 712 | 59.33 |
| 1983 | Ernie Jackson | 9 | 475 | 52.78 |

ALL-PURPOSE YARDS

SEASON YARDS

| NAME | YEAR | RUSH | RCV | INT | PR | KOR | YDS |
|-----------------------------|------|-------|-------|-----|-----|-------|-------|
| 1. Howard Jackson | 2003 | 1,146 | 391 | 0 | 0 | 609 | 2,146 |
| 2. Donald Buckram | 2009 | 1,594 | 453 | 0 | 0 | 0 | 2,047 |
| 3. Chuck Hughes | 1965 | 0 | 1,519 | 0 | 120 | 405 | 2,044 |
| 4. Aaron Jones | 2016 | 1,173 | 233 | 0 | 0 | 0 | 2,006 |
| 5. Johnnie Lee Higgins, Jr. | 2006 | -2 | 1,319 | 0 | 281 | 275 | 1,873 |
| 6. Fred Wendt | 1948 | 1,546 | 6 | 33 | 31 | 239 | 1,855 |
| 7. Howard Jackson | 2004 | 1,187 | 268 | 0 | 9 | 328 | 1,792 |
| 8. Aaron Jones | 2014 | 1,321 | 293 | 0 | 0 | 0 | 1,614 |
| 9. Cedric Johnson | 1995 | 6 | 479 | 0 | 8 | 1,039 | 1,532 |
| 10. Toraino Singleton | 1995 | 1,358 | 160 | 0 | 0 | 0 | 1,518 |

CAREER YARDS

| NAME | YEAR | RUSH | RCV | INT | PR | KOR | YDS |
|-----------------------------|---------|-------|-------|-----|-----|-------|-------|
| 1. Howard Jackson | 2001-04 | 3,466 | 726 | 0 | 14 | 1,947 | 6,153 |
| 2. Aaron Jones | 2013-16 | 4,114 | 646 | 0 | 0 | 0 | 4,760 |
| 3. Johnnie Lee Higgins, Jr. | 2003-06 | 43 | 3,218 | 0 | 451 | 1,033 | 4,745 |
| 4. John Harvey | 1985-88 | 3,576 | 775 | 0 | 0 | 0 | 4,351 |
| 5. Ray Holt | 1974-78 | 2,069 | 223 | 0 | 0 | 1,935 | 4,227 |
| 6. Cedric Johnson | 1993-96 | 13 | 1,250 | 0 | 15 | 2,757 | 4,135 |
| 7. Chuck Hughes | 1964-66 | 3 | 2,882 | 0 | 253 | 851 | 3,989 |
| 8. Autrey Golden | 2012-15 | 444 | 554 | 0 | 0 | 2,981 | 3,979 |
| 9. Marcus Thomas | 2004-07 | 2,615 | 957 | 0 | 0 | 88 | 3,660 |
| 10. Lee Mays | 1998-01 | 79 | 2,908 | 0 | 2 | 576 | 3,565 |

INDIVIDUAL LEADERS

| YEAR | NAME | G | YARDS | AVG |
|------|--------------------------|----|-------|--------|
| 1984 | Kevin Ward | 11 | 995 | 90.45 |
| 1985 | John Harvey | 9 | 789 | 87.67 |
| 1986 | John Harvey | 12 | 1,239 | 103.25 |
| 1987 | John Harvey | 11 | 1,420 | 129.09 |
| 1988 | John Harvey | 10 | 903 | 90.30 |
| 1989 | Reggie Barrett | 11 | 1,042 | 94.73 |
| 1990 | Roy Ross | 9 | 645 | 71.67 |
| 1991 | Ansel Littlejohn | 12 | 760 | 63.33 |
| 1992 | David Miles | 9 | 589 | 65.44 |
| 1993 | Cedric Johnson | 10 | 559 | 55.90 |
| 1994 | Toraino Singleton | 11 | 1,297 | 117.91 |
| 1995 | Cedric Johnson | 12 | 1,532 | 127.67 |
| 1996 | Cedric Johnson | 11 | 1,392 | 126.55 |
| 1997 | Jimmy Carpenter | 11 | 767 | 69.73 |
| 1998 | Paul Smith | 10 | 839 | 83.90 |
| 1999 | Paul Smith | 12 | 1,342 | 111.83 |
| 2000 | Lee Mays | 11 | 1,147 | 104.27 |
| 2001 | Howard Jackson | 8 | 809 | 101.13 |
| 2002 | Howard Jackson | 12 | 1,406 | 117.17 |
| 2003 | Howard Jackson | 13 | 2,146 | 165.08 |
| 2004 | Howard Jackson | 12 | 1,792 | 149.33 |
| 2005 | Johnnie Lee Higgins, Jr. | 12 | 1,468 | 122.33 |
| 2006 | Johnnie Lee Higgins, Jr. | 12 | 1,873 | 156.08 |
| 2007 | Marcus Thomas | 11 | 1,457 | 132.45 |
| 2008 | Jeff Moturi | 12 | 1,042 | 86.8 |
| 2009 | Donald Buckram | 12 | 2,047 | 170.6 |
| 2010 | Marlon McClure | 12 | 1,489 | 124.1 |
| 2011 | Vernon Frazier | 12 | 1,374 | 114.5 |
| 2012 | Michael Edwards | 11 | 1,099 | 99.9 |
| 2013 | Autrey Golden | 11 | 962 | 87.5 |
| 2014 | Aaron Jones | 12 | 1,614 | 134.5 |
| 2015 | Autrey Golden | 12 | 837 | 69.8 |
| 2016 | Aaron Jones | 12 | 2,006 | 167.2 |
| 2017 | Terry Juniel | 12 | 812 | 67.7 |

RUSHING

SEASON YARDS

| NAME | YEAR | CARRIES | AVG. | TD | YDS |
|----------------------|------|---------|------|----|-------|
| 1. Aaron Jones | 2016 | 229 | 7.7 | 17 | 1,773 |
| 2. Donald Buckram | 2009 | 259 | 6.15 | 18 | 1,594 |
| 3. Fred Wendt | 1948 | 186 | 8.31 | 20 | 1,546 |
| 4. Toraino Singleton | 1995 | 268 | 5.07 | 8 | 1,358 |
| 5. Aaron Jones | 2014 | 242 | 5.46 | 11 | 1,321 |
| 6. Toraino Singleton | 1994 | 289 | 4.42 | 11 | 1,277 |
| 7. Paul Smith | 1999 | 272 | 4.63 | 12 | 1,258 |
| 8. Howard Jackson | 2004 | 239 | 4.97 | 10 | 1,187 |
| 9. John Harvey | 1987 | 235 | 4.98 | 16 | 1,170 |
| 10. Marcus Thomas | 2007 | 227 | 5.14 | 16 | 1,166 |

CAREER YARDS

| NAME | YEARS | CARRIES | AVG. | TD | YDS |
|----------------------|-------------|---------|------|----|-------|
| 1. Aaron Jones | 2013-16 | 658 | 6.25 | 33 | 4,114 |
| 2. John Harvey | 1985-88 | 678 | 5.27 | 42 | 3,576 |
| 3. Howard Jackson | 2001-04 | 667 | 5.20 | 25 | 3,466 |
| 4. Robert Elliott | 1974-77 | 616 | 4.60 | 9 | 2,834 |
| 5. Toraino Singleton | 1994-95 | 557 | 4.73 | 19 | 2,635 |
| 6. Marcus Thomas | 2004-07 | 569 | 4.60 | 26 | 2,615 |
| 7. Paul Smith | 1996-99 | 603 | 4.21 | 16 | 2,539 |
| 8. Donald Buckram | 2006-10 | 450 | 5.37 | 21 | 2,417 |
| 9. Pug Gabrel | 1947-50 | 360 | 6.45 | 27 | 2,321 |
| 10. Fred Wendt | 1942, 46-48 | 283 | 7.65 | 23 | 2,166 |

SEASON YARDS PER GAME

| NAME | YEAR | G | CARRIES | YDS | TD | YPG |
|----------------------|------|----|---------|-------|----|-------|
| 1. Fred Wendt | 1948 | 10 | 186 | 1,546 | 20 | 154.6 |
| 2. Aaron Jones | 2016 | 12 | 229 | 1,773 | 17 | 147.8 |
| 3. Donald Buckram | 2009 | 12 | 259 | 1,594 | 18 | 132.8 |
| 4. Toraino Singleton | 1994 | 11 | 557 | 1,277 | 19 | 114.6 |
| 5. Toraino Singleton | 1995 | 12 | 268 | 1,358 | 8 | 113.2 |

| | | | | | | |
|--------------------|------|----|-----|-------|----|-------|
| 6. Aaron Jones | 2014 | 12 | 242 | 1,321 | 11 | 110.1 |
| 7. John Harvey | 1987 | 11 | 235 | 1,170 | 16 | 106.4 |
| 8. Marcus Thomas | 2007 | 11 | 227 | 1,166 | 16 | 106.0 |
| 9. Paul Smith | 1999 | 12 | 272 | 1,258 | 12 | 104.8 |
| 10. Howard Jackson | 2004 | 12 | 239 | 1,187 | 10 | 98.9 |

CAREER YARDS PER GAME

(MINIMUM 1,250 YARDS; PLAYER MUST HAVE CONCLUDED HIS CAREER)

| NAME | YEARS | G | CARRIES | YDS | TD | YPG |
|----------------------|-------------|----|---------|-------|----|-------|
| 1. Aaron Jones | 2013-16 | 35 | 658 | 4,114 | 33 | 117.5 |
| 2. Toraino Singleton | 1994-95 | 23 | 557 | 2,635 | 19 | 114.6 |
| 3. John Harvey | 1985-88 | 42 | 678 | 3,576 | 42 | 85.1 |
| 4. Fred Wendt | 1942, 46-48 | 28 | 283 | 2,166 | 23 | 77.4 |
| 5. Howard Jackson | 2001-04 | 45 | 667 | 3,466 | 25 | 77.0 |
| 6. Ken Heineman | 1937-40 | 28 | 347 | 2,001 | 19 | 71.5 |
| 7. Pug Gabrel | 1947-50 | 34 | 360 | 2,321 | 27 | 68.3 |
| 8. Phil Hatch | 1970-71 | 20 | 277 | 1,329 | 12 | 66.5 |
| 9. Delbert Thompson | 1980-81 | 23 | 315 | 1,483 | 5 | 64.5 |
| 10. Robert Elliott | 1974-77 | 45 | 616 | 2,834 | 9 | 63.0 |

SEASON YARDS PER ATTEMPT

(MINIMUM 100 ATTEMPTS)

| NAME | YEAR | CARRIES | YDS | YPA |
|--------------------|------|---------|-------|------|
| 1. Fred Wendt | 1948 | 186 | 1,546 | 8.31 |
| 2. Aaron Jones | 2016 | 229 | 1,773 | 7.74 |
| 3. Pug Gabrel | 1948 | 110 | 819 | 7.45 |
| 4. Joe Banyard | 2011 | 127 | 832 | 6.55 |
| 5. Donald Buckram | 2009 | 259 | 1,594 | 6.15 |
| 6. Pug Gabrel | 1949 | 145 | 881 | 6.08 |
| 7. John Harvey | 1988 | 131 | 751 | 5.73 |
| 8. Joe Banyard | 2010 | 109 | 623 | 5.72 |
| 9. Lee Cargile | 1950 | 101 | 573 | 5.67 |
| 10. Howard Jackson | 2003 | 208 | 1,146 | 5.51 |

CAREER YARDS PER ATTEMPT

(MINIMUM 150 ATTEMPTS; PLAYER MUST HAVE CONCLUDED HIS CAREER)

| NAME | YEARS | CARRIES | YDS | YPA |
|-------------------|-------------|---------|-------|------|
| 1. Fred Wendt | 1942, 46-48 | 283 | 2,166 | 7.65 |
| 2. Ed Smith | 1942, 46-47 | 242 | 1,602 | 6.62 |
| 3. Pug Gabrel | 1947-50 | 360 | 2,321 | 6.45 |
| 4. Aaron Jones | 2013-16 | 658 | 4,114 | 6.25 |
| 5. Bob Forrest | 1954-57 | 234 | 1,425 | 6.09 |
| 6. Ivory Durio | 1991-93 | 188 | 1,089 | 5.79 |
| 7. Ken Heineman | 1937-40 | 347 | 2,001 | 5.77 |
| 8. Lee Cargile | 1948-50 | 183 | 1,051 | 5.74 |
| 9. Donald Buckram | 2006-10 | 450 | 2,417 | 5.37 |
| 10. David Atkins | 1970-72 | 150 | 793 | 5.29 |

SEASON RUSHING TOUCHDOWNS

| NAME | YEAR | G | TD |
|-------------------|------|----|----|
| 1. Fred Wendt | 1948 | 10 | 20 |
| 2. Donald Buckram | 2009 | 12 | 18 |
| 3. Aaron Jones | 2016 | 12 | 17 |
| 4. John Harvey | 1987 | 11 | 16 |
| Marcus Thomas | 2007 | 11 | 16 |
| 6. Paul Smith | 1999 | 12 | 12 |
| 7. Owen Price | 1941 | 10 | 11 |
| Pug Gabrel | 1949 | 10 | 11 |
| John Harvey | 1986 | 12 | 11 |
| Toraino Singleton | 1994 | 11 | 11 |
| Aaron Jones | 2014 | 12 | 11 |

CAREER RUSHING TOUCHDOWNS

| NAME | YEARS | G | TD |
|-------------------|-------------|----|----|
| 1. John Harvey | 1985-88 | 42 | 42 |
| 2. Aaron Jones | 2013-16 | 35 | 33 |
| 3. Pug Gabrel | 1947-50 | 34 | 27 |
| 4. Marcus Thomas | 2004-07 | 43 | 26 |
| 5. Howard Jackson | 2001-04 | 45 | 25 |
| 6. Fred Wendt | 1942, 46-48 | 28 | 23 |



T INDIVIDUAL LEADERS

| NAME | YEARS | G | TD |
|-------------------|-------------|----|----|
| 7. Owen Price | 1938, 40-41 | 28 | 21 |
| Donald Buckram | 2006-10 | 41 | 21 |
| 9. Ken Heineman | 1937-40 | 28 | 19 |
| Clovis Riley | 1951-53 | 30 | 19 |
| Toraino Singleton | 1994-95 | 23 | 19 |

| SEASON ATTEMPTS | | | |
|----------------------|------|----|---------|
| NAME | YEAR | G | CARRIES |
| 1. Toraino Singleton | 1994 | 11 | 289 |
| 2. Paul Smith | 1999 | 12 | 272 |
| 3. Toraino Singleton | 1995 | 12 | 268 |
| 4. Donald Buckram | 2009 | 12 | 259 |
| 5. Aaron Jones | 2014 | 12 | 242 |
| 6. Howard Jackson | 2004 | 12 | 239 |
| 7. John Harvey | 1987 | 11 | 234 |
| 8. Aaron Jones | 2016 | 12 | 229 |
| 9. Marcus Thomas | 2007 | 11 | 227 |
| 10. Delbert Thompson | 1980 | 12 | 213 |

| CAREER ATTEMPTS | | | |
|----------------------|---------|----|---------|
| NAME | YEARS | G | CARRIES |
| 1. John Harvey | 1985-88 | 42 | 678 |
| 2. Howard Jackson | 2001-04 | 45 | 667 |
| 3. Aaron Jones | 2013-16 | 35 | 658 |
| 4. Robert Elliott | 1974-77 | 45 | 616 |
| 5. Paul Smith | 1996-99 | 44 | 603 |
| 6. Marcus Thomas | 2004-07 | 43 | 569 |
| 7. Toraino Singleton | 1994-95 | 23 | 557 |
| 8. Ray Holt | 1974-78 | 47 | 505 |
| 9. Joseph Polk | 1995-98 | 39 | 459 |
| 10. Nathan Jeffery | 2011-14 | 46 | 457 |

| CAREER 100-YARD GAMES | | |
|-----------------------|-------------|--------------|
| NAME | YEARS | 100-YD GAMES |
| Aaron Jones | 2013-16 | 17 |
| John Harvey | 1985-88 | 16 |
| Howard Jackson | 2001-04 | 14 |
| Toraino Singleton | 1994-95 | 12 |
| Marcus Thomas | 2004-07 | 11 |
| Paul Smith | 1996-99 | 10 |
| Pug Gabrel | 1947-50 | 9 |
| Robert Elliott | 1974-77 | 9 |
| Donald Buckram | 2006-10 | 9 |
| Fred Wendt | 1942, 46-48 | 8 |
| Joseph Polk | 1995-98 | 7 |
| Nathan Jeffery | 2011-14 | 6 |
| Owen Price | 1938-41 | 5 |
| Ken Heineman | 1937-39 | 4 |
| Ed Smith | 1942, 46-47 | 4 |
| Clovis Riley | 1951-53 | 4 |
| Delbert Thompson | 1980-81 | 4 |
| Charles Bradshaw | 1957-60 | 3 |
| Phil Hatch | 1970-71 | 3 |
| Mike Belew | 1974 | 3 |
| Ray Holt | 1974-78 | 3 |
| Kevin Ward | 1981-84 | 3 |
| Nicky Combs | 1984-86 | 3 |
| Scooter Menifee | 1988-89 | 3 |
| Kaio Aumua | 1993-94 | 3 |
| Sherman Austin | 1999-02 | 3 |
| Chris Porter | 2000-01 | 3 |

Several players with two games
Several players with one game

YEARLY LEADER

| YEAR | NAME | ATT | YDS | AVG |
|------|-------------------|-----|-------|------|
| 1937 | Ken Heineman | 128 | 827 | 6.46 |
| 1938 | Ken Heineman | 122 | 589 | 4.83 |
| 1939 | Ken Heineman | 97 | 585 | 6.02 |
| 1940 | Owen Price | 118 | 596 | 5.05 |
| 1941 | Owen Price | 139 | 475 | 3.42 |
| 1942 | Raymond Evans | 120 | 624 | 5.20 |
| 1946 | Ed Smith | 67 | 414 | 6.18 |
| 1947 | Ed Smith | 135 | 742 | 5.50 |
| 1948 | Fred Wendt | 186 | 1,546 | 8.31 |
| 1949 | Pug Gabrel | 145 | 881 | 6.08 |
| 1950 | Lee Cargile | 101 | 573 | 5.67 |
| 1951 | Clovis Riley | 97 | 481 | 4.96 |
| 1952 | Clovis Riley | 140 | 670 | 4.79 |
| 1953 | Clovis Riley | 86 | 548 | 6.37 |
| 1954 | Reeves Tevis | 134 | 656 | 4.90 |
| 1955 | Rusty Rutledge | 77 | 374 | 4.86 |
| 1956 | Jimmy Bevers | 98 | 606 | 6.18 |
| 1957 | Bob Forrest | 70 | 365 | 5.21 |
| 1958 | Charles Bradshaw | 105 | 435 | 4.14 |
| 1959 | Charles Bradshaw | 115 | 547 | 4.76 |
| 1960 | Charles Bradshaw | 131 | 585 | 4.47 |
| 1961 | Don Boyce | 158 | 611 | 3.87 |
| 1962 | Larry Durham | 65 | 218 | 3.35 |
| 1963 | Larry Durham | 72 | 289 | 4.01 |
| 1964 | Dick Weeks | 133 | 539 | 4.05 |
| 1965 | Dick Weeks | 95 | 403 | 4.24 |
| 1966 | Leroy Johnson | 110 | 467 | 4.25 |
| 1967 | Larry McHenry | 94 | 356 | 3.79 |
| 1968 | Gene Childs | 118 | 520 | 4.41 |
| 1969 | Gene Childs | 151 | 641 | 4.25 |
| 1970 | Phil Hatch | 151 | 785 | 5.20 |
| 1971 | James Berry | 154 | 550 | 3.57 |
| 1972 | Al Barnett | 119 | 585 | 4.92 |
| 1973 | Don Willis | 121 | 608 | 5.02 |
| 1974 | Mike Belew | 141 | 522 | 3.70 |
| 1975 | Robert Elliott | 189 | 896 | 4.74 |
| 1976 | Robert Elliott | 204 | 861 | 4.22 |
| 1977 | Robert Elliott | 200 | 1,011 | 5.06 |
| 1978 | Ray Holt | 166 | 671 | 4.04 |
| 1979 | James Copeland | 160 | 638 | 3.99 |
| 1980 | Delbert Thompson | 213 | 923 | 4.33 |
| 1981 | Delbert Thompson | 102 | 560 | 5.49 |
| 1982 | Kevin Ward | 187 | 813 | 4.35 |
| 1983 | Kevin Ward | 155 | 608 | 3.92 |
| 1984 | Tony George | 105 | 555 | 5.29 |
| 1985 | John Harvey | 147 | 777 | 5.29 |
| 1986 | John Harvey | 165 | 878 | 5.32 |
| 1987 | John Harvey | 235 | 1,170 | 4.98 |
| 1988 | John Harvey | 131 | 751 | 5.73 |
| 1989 | Scooter Menifee | 124 | 533 | 4.30 |
| 1990 | Kevin Bogan | 137 | 532 | 3.88 |
| 1991 | Kenny Brown | 77 | 454 | 5.90 |
| 1992 | Shawn Gray | 117 | 402 | 3.44 |
| 1993 | Kaio Aumua | 129 | 642 | 4.98 |
| 1994 | Toraino Singleton | 289 | 1,277 | 4.42 |
| 1995 | Toraino Singleton | 268 | 1,358 | 5.07 |
| 1996 | Joseph Polk | 154 | 569 | 3.69 |
| 1997 | Elzie Johnson | 127 | 526 | 4.14 |
| 1998 | Joseph Polk | 155 | 676 | 4.36 |
| 1999 | Paul Smith | 272 | 1,258 | 4.63 |
| 2000 | Chris Porter | 142 | 681 | 4.80 |
| 2001 | Chris Porter | 79 | 454 | 5.75 |
| 2002 | Howard Jackson | 173 | 844 | 4.88 |
| 2003 | Howard Jackson | 208 | 1,146 | 5.51 |
| 2004 | Howard Jackson | 239 | 1,187 | 4.97 |
| 2005 | Marcus Thomas | 149 | 791 | 5.33 |
| 2006 | Marcus Thomas | 156 | 513 | 3.29 |
| 2007 | Marcus Thomas | 227 | 1,166 | 5.14 |

T INDIVIDUAL LEADERS

| YEAR | NAME | ATT | YDS | AVG |
|------|----------------------|-----|-------|------|
| 2008 | Terrell Jackson | 107 | 451 | 4.21 |
| 2009 | Donald Buckram | 259 | 1,594 | 6.15 |
| 2010 | Joe Banyard | 109 | 623 | 5.72 |
| 2011 | Joe Banyard | 127 | 832 | 6.55 |
| 2012 | Nathan Jeffery | 184 | 897 | 4.89 |
| 2013 | Aaron Jones | 155 | 811 | 5.23 |
| 2014 | Aaron Jones | 242 | 1,321 | 5.46 |
| 2015 | Jeremiah Laufasa | 102 | 381 | 3.74 |
| 2016 | Aaron Jones | 229 | 1,773 | 7.74 |
| 2017 | Joshua Fields | 89 | 362 | 4.10 |

PASSING

SEASON YARDS

| NAME | YEAR | G | ATT | CMP | INT | PCT | TD | YDS |
|--------------------|------|----|-----|-----|-----|------|----|-------|
| 1. Jordan Palmer | 2006 | 12 | 429 | 282 | 14 | 65.7 | 26 | 3,595 |
| 2. Jordan Palmer | 2005 | 12 | 434 | 258 | 19 | 59.4 | 29 | 3,503 |
| 3. Trevor Vittatoe | 2009 | 12 | 409 | 224 | 13 | 54.8 | 17 | 3,308 |
| 4. Trevor Vittatoe | 2008 | 12 | 418 | 246 | 9 | 58.9 | 33 | 3,274 |
| 5. Sammy Garza | 1986 | 12 | 410 | 258 | 19 | 62.9 | 21 | 3,140 |
| 6. Trevor Vittatoe | 2007 | 12 | 407 | 224 | 7 | 55.0 | 25 | 3,101 |
| 7. Billy Stevens | 1965 | 10 | 432 | 196 | 29 | 45.4 | 21 | 3,032 |
| 8. Jordan Palmer | 2004 | 12 | 366 | 213 | 18 | 58.2 | 26 | 2,818 |
| 9. Trevor Vittatoe | 2010 | 13 | 407 | 220 | 13 | 54.1 | 22 | 2,756 |
| 10. Rocky Perez | 2000 | 11 | 338 | 200 | 6 | 59.2 | 26 | 2,661 |

CAREER YARDS

| NAME | YEARS | G | ATT | CMP | INT | PCT | TD | YDS |
|--------------------|-------------|----|-------|-----|-----|------|----|--------|
| 1. Trevor Vittatoe | 2007-10 | 49 | 1,641 | 914 | 42 | 55.7 | 97 | 12,439 |
| 2. Jordan Palmer | 2003-06 | 46 | 1,427 | 851 | 64 | 59.6 | 88 | 11,084 |
| 3. Billy Stevens | 1965-67 | 28 | 943 | 426 | 65 | 45.2 | 51 | 6,485 |
| 4. Sammy Garza | 1983-86 | 40 | 817 | 483 | 47 | 59.1 | 35 | 6,130 |
| 5. Rocky Perez | 1997-00 | 44 | 716 | 400 | 18 | 55.9 | 33 | 5,108 |
| 6. Pat Hegarty | 1987-88 | 22 | 603 | 334 | 25 | 55.4 | 30 | 4,593 |
| 7. John Rayborn | 1995, 97-98 | 30 | 661 | 342 | 28 | 51.7 | 32 | 4,194 |
| 8. Mike Perez | 1990-93 | 36 | 638 | 315 | 21 | 49.4 | 20 | 4,144 |
| 9. Bill Craig | 1969-71 | 30 | 628 | 259 | 41 | 41.2 | 16 | 3,807 |
| 10. Howard Gasser | 1989-90 | 17 | 502 | 273 | 22 | 54.4 | 21 | 3,609 |

SEASON YARDS PER GAME

| NAME | YEAR | G | ATT | CMP | INT | PCT | YDS | TD | YPG |
|--------------------|------|----|-----|-----|-----|------|-------|----|-------|
| 1. Billy Stevens | 1965 | 10 | 432 | 196 | 29 | 45.4 | 3,032 | 21 | 303.2 |
| 2. Jordan Palmer | 2006 | 12 | 429 | 282 | 14 | 65.7 | 3,595 | 26 | 299.6 |
| 3. Jordan Palmer | 2005 | 12 | 434 | 258 | 19 | 59.4 | 3,503 | 29 | 291.9 |
| 4. Trevor Vittatoe | 2009 | 12 | 409 | 224 | 13 | 54.8 | 3,308 | 17 | 275.7 |
| 5. Trevor Vittatoe | 2008 | 12 | 418 | 246 | 9 | 58.9 | 3,274 | 33 | 272.8 |
| 6. Sammy Garza | 1986 | 12 | 410 | 258 | 19 | 62.9 | 3,140 | 21 | 261.7 |
| 7. Trevor Vittatoe | 2007 | 12 | 407 | 224 | 7 | 55.0 | 3,101 | 25 | 258.4 |
| 8. Rocky Perez | 2000 | 11 | 338 | 200 | 6 | 59.2 | 2,661 | 26 | 241.9 |
| 9. Howard Gasser | 1989 | 11 | 359 | 189 | 19 | 52.6 | 2,586 | 16 | 235.1 |
| 10. Jordan Palmer | 2004 | 12 | 366 | 213 | 18 | 58.2 | 2,818 | 26 | 234.8 |

CAREER YARDS PER GAME

(MINIMUM 2,500 YARDS; PLAYER MUST HAVE CONCLUDED HIS CAREER)

| NAME | YEARS | G | ATT | CMP | INT | PCT | YDS | TD | YPG |
|--------------------|-------------|----|-------|-----|-----|------|--------|----|-------|
| 1. Trevor Vittatoe | 2007-10 | 49 | 1,641 | 914 | 42 | 55.7 | 12,439 | 97 | 253.9 |
| 2. Jordan Palmer | 2003-06 | 46 | 1,427 | 851 | 64 | 59.6 | 11,084 | 88 | 241.0 |
| 3. Billy Stevens | 1965-67 | 28 | 943 | 426 | 65 | 45.2 | 6,485 | 51 | 231.6 |
| 4. Howard Gasser | 1989-90 | 17 | 502 | 273 | 22 | 54.4 | 3,609 | 21 | 212.3 |
| 5. Pat Hegarty | 1987-88 | 22 | 603 | 334 | 25 | 55.4 | 4,593 | 30 | 208.8 |
| 6. Nick Lamaison | 2011-12 | 19 | 476 | 256 | 19 | 53.8 | 3,404 | 24 | 179.2 |
| 7. Gary Keithley | 1971-72 | 20 | 470 | 267 | 24 | 56.8 | 3,245 | 13 | 162.3 |
| 8. Jameill Showers | 2013-14 | 20 | 474 | 266 | 10 | 56.1 | 3,121 | 23 | 156.1 |
| 9. Sammy Garza | 1983-86 | 40 | 817 | 483 | 47 | 59.1 | 6,130 | 35 | 153.3 |
| 10. John Rayborn | 1995, 97-98 | 30 | 661 | 342 | 28 | 51.7 | 4,194 | 32 | 139.8 |

SEASON PASSING EFFICIENCY

(MINIMUM 15 ATTEMPTS PER GAME; 100 COMPLETIONS)

| NAME | YEAR | G | ATT | CMP | INT | PCT | YDS | TD | PTS |
|---------------------|------|----|-----|-----|-----|------|-------|----|--------|
| 1. Jordan Palmer | 2006 | 12 | 429 | 282 | 14 | 65.7 | 3,595 | 26 | 149.60 |
| 2. Rocky Perez | 2000 | 11 | 338 | 200 | 6 | 59.2 | 2,661 | 26 | 147.14 |
| 3. Jay Stuckey | 1999 | 12 | 225 | 145 | 13 | 64.4 | 1,918 | 15 | 146.49 |
| 4. Trevor Vittatoe | 2008 | 12 | 418 | 246 | 9 | 58.9 | 3,274 | 33 | 146.39 |
| 5. Ryan Metz | 2016 | 11 | 201 | 130 | 4 | 64.7 | 1,375 | 14 | 141.14 |
| 6. Jordan Palmer | 2005 | 12 | 434 | 258 | 19 | 59.4 | 3,503 | 29 | 140.54 |
| 7. Jordan Palmer | 2004 | 12 | 366 | 213 | 18 | 58.2 | 2,818 | 26 | 136.48 |
| 8. Trevor Vittatoe | 2007 | 12 | 407 | 224 | 7 | 55.0 | 3,101 | 25 | 135.87 |
| 9. Sammy Garza | 1986 | 12 | 410 | 258 | 19 | 62.9 | 3,140 | 21 | 134.89 |
| 10. Nick Lamaison | 2011 | 9 | 224 | 130 | 10 | 58.0 | 1,718 | 12 | 131.21 |

CAREER PASSING EFFICIENCY

(MINIMUM 200 COMPLETIONS; PLAYER MUST HAVE CONCLUDED HIS CAREER)

| NAME | YEARS | G | ATT | CMP | INT | PCT | YDS | TD | PTS |
|--------------------|---------|----|-------|-----|-----|------|--------|----|--------|
| 1. Jordan Palmer | 2003-06 | 46 | 1,427 | 851 | 64 | 59.6 | 11,084 | 88 | 136.26 |
| 2. Trevor Vittatoe | 2007-10 | 49 | 1,641 | 914 | 42 | 55.7 | 12,439 | 97 | 133.76 |
| 3. Pat Hegarty | 1987-88 | 22 | 603 | 334 | 25 | 55.4 | 4,593 | 30 | 127.50 |
| 4. Rocky Perez | 1997-00 | 44 | 716 | 400 | 18 | 55.9 | 5,108 | 33 | 125.97 |
| 5. Sammy Garza | 1983-86 | 40 | 817 | 483 | 47 | 59.1 | 6,130 | 35 | 124.78 |
| 6. Jameill Showers | 2013-14 | 20 | 474 | 266 | 10 | 56.1 | 3,121 | 23 | 123.22 |
| 7. Nick Lamaison | 2011-12 | 19 | 476 | 256 | 19 | 53.8 | 3,404 | 24 | 122.51 |
| 8. Howard Gasser | 1989-90 | 17 | 502 | 273 | 22 | 54.4 | 3,609 | 21 | 119.81 |
| 9. Brooks Dawson | 1966-68 | 28 | 488 | 219 | 21 | 44.9 | 3,348 | 34 | 116.89 |
| 10. Gary Keithley | 1971-72 | 20 | 470 | 267 | 24 | 56.8 | 3,245 | 13 | 113.72 |

SEASON COMPLETION PERCENTAGE

(MINIMUM 15 ATTEMPTS PER GAME; 100 COMPLETIONS)

| NAME | YEAR | ATT | CMP | PCT |
|---------------------|------|-----|-----|------|
| 1. Jordan Palmer | 2006 | 429 | 282 | 65.7 |
| 2. Ryan Metz | 2016 | 201 | 130 | 64.7 |
| 3. Jay Stuckey | 1999 | 225 | 145 | 64.4 |
| 4. Sammy Garza | 1986 | 410 | 258 | 62.9 |
| 5. Sammy Garza | 1985 | 200 | 120 | 60.0 |
| 6. Jordan Palmer | 2005 | 434 | 258 | 59.4 |
| 7. Rocky Perez | 2000 | 338 | 200 | 59.2 |
| 8. Trevor Vittatoe | 2008 | 418 | 246 | 58.9 |
| 9. Jordan Palmer | 2004 | 366 | 213 | 58.2 |
| 10. Nick Lamaison | 2011 | 224 | 130 | 58.0 |

CAREER COMPLETION PERCENTAGE

(MINIMUM 200 COMPLETIONS; PLAYER MUST HAVE CONCLUDED HIS CAREER)

| NAME | YEARS | ATT | CMP | PCT |
|--------------------|-------------|-------|-----|------|
| 1. Jordan Palmer | 2003-06 | 1,427 | 851 | 59.6 |
| 2. Sammy Garza | 1983-86 | 817 | 483 | 59.1 |
| 3. Gary Keithley | 1971-72 | 470 | 267 | 56.8 |
| 4. Jameill Showers | 2013-14 | 474 | 266 | 56.1 |
| 5. Rocky Perez | 1997-00 | 716 | 400 | 55.9 |
| 6. Trevor Vittatoe | 2007-10 | 1,641 | 914 | 55.7 |
| 7. Pat Hegarty | 1987-88 | 603 | 334 | 55.4 |
| 8. Howard Gasser | 1989-90 | 502 | 273 | 54.4 |
| 9. Nick Lamaison | 2011-12 | 476 | 256 | 53.8 |
| 10. John Rayborn | 1995, 97-98 | 661 | 342 | 51.7 |

SEASON TOUCHDOWN PASSES

| NAME | YEAR | G | TD |
|--------------------|------|----|----|
| 1. Trevor Vittatoe | 2008 | 12 | 33 |
| 2. Jordan Palmer | 2005 | 12 | 29 |
| 3. Rocky Perez | 2000 | 11 | 26 |
| Jordan Palmer | 2004 | 12 | 26 |
| Jordan Palmer | 2006 | 12 | 26 |
| 6. Trevor Vittatoe | 2007 | 12 | 25 |
| 7. Trevor Vittatoe | 2010 | 13 | 22 |
| 8. Billy Stevens | 1965 | 10 | 21 |
| Sammy Garza | 1986 | 12 | 21 |
| 10. Billy Stevens | 1966 | 10 | 19 |



INDIVIDUAL LEADERS

CAREER TOUCHDOWN PASSES

| NAME | YEARS | G | TD |
|--------------------|-------------|----|----|
| 1. Trevor Vittatoe | 2007-10 | 49 | 97 |
| 2. Jordan Palmer | 2003-06 | 34 | 88 |
| 3. Billy Stevens | 1965-67 | 28 | 51 |
| 4. Sammy Garza | 1983-86 | 40 | 35 |
| 5. Brooks Dawson | 1966-68 | 28 | 34 |
| 6. Rocky Perez | 1997-00 | 44 | 33 |
| 7. John Rayborn | 1995, 97-98 | 30 | 32 |
| 8. Pat Hegarty | 1987-88 | 22 | 30 |
| 9. John Furman | 1958-61 | 39 | 24 |
| Nick Lamaison | 2011-12 | 19 | 24 |

SEASON COMPLETIONS

| NAME | YEAR | G | CMP |
|--------------------|------|----|-----|
| 1. Jordan Palmer | 2006 | 12 | 282 |
| 2. Sammy Garza | 1986 | 12 | 258 |
| Jordan Palmer | 2005 | 12 | 258 |
| 4. Trevor Vittatoe | 2008 | 12 | 246 |
| 5. Trevor Vittatoe | 2007 | 12 | 224 |
| Trevor Vittatoe | 2009 | 12 | 224 |
| 7. Trevor Vittatoe | 2010 | 13 | 220 |
| 8. Jordan Palmer | 2004 | 12 | 213 |
| 9. Rocky Perez | 2000 | 11 | 200 |
| 10. Billy Stevens | 1965 | 10 | 196 |

CAREER COMPLETIONS

| NAME | YEARS | G | CMP |
|--------------------|-------------|----|-----|
| 1. Trevor Vittatoe | 2007-10 | 49 | 914 |
| 2. Jordan Palmer | 2003-06 | 34 | 851 |
| 3. Sammy Garza | 1983-86 | 40 | 483 |
| 4. Billy Stevens | 1965-67 | 28 | 426 |
| 5. Rocky Perez | 1997-00 | 44 | 400 |
| 6. John Rayborn | 1995, 97-98 | 30 | 342 |
| 7. Pat Hegarty | 1987-88 | 22 | 334 |
| 8. Mike Perez | 1990-93 | 36 | 315 |
| 9. John Furman | 1958-61 | 39 | 297 |
| 10. Ryan Metz | 2015-PR | 26 | 275 |

SEASON ATTEMPTS

| NAME | YEAR | G | ATT |
|--------------------|------|----|-----|
| 1. Jordan Palmer | 2005 | 12 | 434 |
| 2. Billy Stevens | 1965 | 10 | 432 |
| 3. Jordan Palmer | 2006 | 12 | 429 |
| 4. Trevor Vittatoe | 2008 | 12 | 418 |
| 5. Sammy Garza | 1986 | 12 | 410 |
| 6. Trevor Vittatoe | 2009 | 12 | 409 |
| 7. Trevor Vittatoe | 2007 | 12 | 407 |
| Trevor Vittatoe | 2010 | 13 | 407 |
| 9. Jordan Palmer | 2004 | 12 | 366 |
| 10. Howard Gasser | 1989 | 11 | 359 |

CAREER ATTEMPTS

| NAME | YEARS | G | ATT |
|--------------------|-------------|----|-------|
| 1. Trevor Vittatoe | 2007-10 | 49 | 1,641 |
| 2. Jordan Palmer | 2003-06 | 34 | 1,427 |
| 3. Billy Stevens | 1965-67 | 28 | 943 |
| 4. Sammy Garza | 1983-86 | 40 | 817 |
| 5. Rocky Perez | 1997-00 | 44 | 716 |
| 6. John Rayborn | 1995, 97-98 | 30 | 661 |
| 7. Mike Perez | 1990-93 | 36 | 638 |
| 8. Bill Craig | 1969-71 | 30 | 628 |
| 9. John Furman | 1958-61 | 39 | 626 |
| 10. Pat Hegarty | 1987-88 | 22 | 603 |

CAREER 300-YARD GAMES

| NAME | YEARS | 300-YARD GAMES |
|-------------------------------|---------|----------------|
| Jordan Palmer | 2003-06 | 16 |
| Trevor Vittatoe | 2007-10 | 14 |
| Billy Stevens | 1965-67 | 7 |
| Brooks Dawson | 1966-68 | 6 |
| Sammy Garza | 1983-86 | 4 |
| Howard Gasser | 1989-90 | 4 |
| Bill Craig | 1969-71 | 3 |
| Pat Hegarty | 1987-88 | 3 |
| Gary Keithley | 1971-72 | 2 |
| Rocky Perez | 1997-00 | 2 |
| Nick Lamaison | 2011-12 | 2 |
| Several players with one game | | |

YEARLY LEADER

| YEAR | NAME | ATT | CMP | INT | PCT | YDS | TD |
|------|--------------------|-----|-----|-----|------|-------|----|
| 1937 | Ken Heineman | 175 | 75 | 14 | .429 | 1,282 | 6 |
| 1938 | Ken Heineman | 125 | 57 | 20 | .456 | 787 | 8 |
| 1939 | Ken Heineman | 184 | 82 | 12 | .446 | 804 | 4 |
| 1940 | Gil Salcedo | 66 | 27 | 5 | .409 | 542 | 6 |
| 1941 | Owen Price | 208 | 94 | 19 | .452 | 997 | 7 |
| 1942 | Vic Clark | 136 | 71 | 12 | .522 | 846 | 6 |
| 1946 | Vic Clark | 107 | 61 | 8 | .570 | 607 | 6 |
| 1947 | Jim Bowden | 93 | 53 | 7 | .570 | 574 | 2 |
| 1948 | Jim Bowden | 38 | 26 | 3 | .684 | 417 | 5 |
| 1949 | Ralph Brewster | 57 | 23 | 3 | .404 | 419 | 4 |
| 1950 | Bill McWilliams | 67 | 30 | 6 | .448 | 458 | 8 |
| 1951 | Billy Bob Plumbley | 122 | 65 | 15 | .533 | 780 | 7 |
| 1952 | Dick Shinaut | 208 | 102 | 15 | .490 | 1,520 | 13 |
| 1953 | Dick Shinaut | 92 | 53 | 6 | .576 | 720 | 5 |
| 1954 | Jesse Whittenton | 111 | 45 | 8 | .405 | 577 | 5 |
| 1955 | Jesse Whittenton | 113 | 50 | 8 | .442 | 780 | 7 |
| 1956 | Bob Laraba | 75 | 26 | 7 | .347 | 568 | 4 |
| 1957 | Bob Laraba | 52 | 27 | 3 | .519 | 497 | 9 |
| 1958 | John Furman | 70 | 29 | 5 | .414 | 355 | 1 |
| 1959 | John Furman | 184 | 89 | 10 | .484 | 1,132 | 9 |
| 1960 | John Furman | 192 | 94 | 7 | .490 | 1,094 | 4 |
| 1961 | John Furman | 180 | 85 | 10 | .472 | 1,026 | 10 |
| 1962 | Jerry Tucker | 80 | 39 | 5 | .488 | 473 | 5 |
| 1963 | Jerry Tucker | 181 | 70 | 15 | .387 | 865 | 3 |
| 1964 | Joe Harrison | 57 | 20 | 5 | .351 | 308 | 2 |
| 1965 | Billy Stevens | 432 | 196 | 29 | .454 | 3,032 | 21 |
| 1966 | Billy Stevens | 305 | 140 | 17 | .459 | 2,088 | 19 |
| 1967 | Billy Stevens | 206 | 90 | 19 | .437 | 1,365 | 11 |
| 1968 | Brooks Dawson | 279 | 123 | 12 | .441 | 1,764 | 14 |
| 1969 | Bill Craig | 285 | 111 | 23 | .389 | 1,560 | 5 |
| 1970 | Bill Craig | 309 | 138 | 17 | .447 | 2,123 | 10 |
| 1971 | Gary Keithley | 218 | 123 | 14 | .564 | 1,375 | 6 |
| 1972 | Gary Keithley | 252 | 144 | 10 | .571 | 1,870 | 7 |
| 1973 | Frank Duncan | 225 | 107 | 20 | .476 | 1,370 | 7 |
| 1974 | Bobby McKinley | 195 | 95 | 12 | .487 | 1,512 | 13 |
| 1975 | Bobby McKinley | 153 | 51 | 15 | .333 | 673 | 3 |
| 1976 | Steve Smith | 125 | 46 | 15 | .368 | 695 | 3 |
| 1977 | Oscar Ramirez | 202 | 83 | 17 | .411 | 1,252 | 13 |
| 1978 | Oscar Ramirez | 278 | 118 | 23 | .424 | 1,460 | 7 |
| 1979 | Keith Castle | 99 | 44 | 8 | .444 | 475 | 0 |
| 1980 | Keith Castle | 90 | 42 | 7 | .467 | 471 | 2 |
| 1981 | Brad McEachern | 124 | 71 | 6 | .573 | 690 | 3 |
| 1982 | Kevin Ward | 208 | 94 | 10 | .452 | 1,141 | 3 |
| 1983 | Jay Cleveland | 146 | 71 | 7 | .486 | 834 | 1 |
| 1984 | Sammy Garza | 141 | 60 | 10 | .468 | 899 | 4 |
| 1985 | Sammy Garza | 200 | 120 | 12 | .600 | 1,654 | 6 |
| 1986 | Sammy Garza | 410 | 258 | 19 | .629 | 3,140 | 21 |
| 1987 | Pat Hegarty | 273 | 153 | 16 | .560 | 2,064 | 13 |
| 1988 | Pat Hegarty | 330 | 181 | 9 | .548 | 2,529 | 17 |
| 1989 | Howard Gasser | 359 | 189 | 19 | .526 | 2,586 | 16 |
| 1990 | Mike Perez | 211 | 100 | 9 | .474 | 1,220 | 5 |
| 1991 | Mike Perez | 265 | 131 | 7 | .494 | 1,913 | 10 |
| 1992 | Shawn Gray | 197 | 100 | 8 | .508 | 1,297 | 2 |

T INDIVIDUAL LEADERS

| YEAR | NAME | ATT | CMP | INT | PCT | YDS | TD |
|------|------------------|-----|-----|-----|------|-------|----|
| 1993 | Corey Tucker | 143 | 64 | 5 | .448 | 889 | 4 |
| 1994 | Shawn Gray | 260 | 110 | 12 | .423 | 1,662 | 9 |
| 1995 | John Rayborn | 295 | 156 | 13 | .529 | 1,913 | 16 |
| 1996 | Leonard Lilja | 220 | 106 | 10 | .482 | 1,193 | 9 |
| 1997 | Rocky Perez | 114 | 58 | 4 | .509 | 728 | 2 |
| 1998 | John Rayborn | 258 | 139 | 6 | .539 | 1,641 | 12 |
| 1999 | Jay Stuckey | 225 | 145 | 13 | .644 | 1,918 | 15 |
| 2000 | Rocky Perez | 338 | 200 | 6 | .592 | 2,661 | 26 |
| 2001 | Wesley Phillips | 257 | 143 | 11 | .556 | 1,839 | 10 |
| 2002 | Omar Duarte | 161 | 79 | 4 | .491 | 1,000 | 6 |
| 2003 | Orlando Cruz | 203 | 103 | 11 | .507 | 1,360 | 6 |
| 2004 | Jordan Palmer | 366 | 213 | 18 | .582 | 2,818 | 26 |
| 2005 | Jordan Palmer | 434 | 258 | 19 | .594 | 3,503 | 29 |
| 2006 | Jordan Palmer | 429 | 282 | 14 | .657 | 3,595 | 26 |
| 2007 | Trevor Vittatoe | 407 | 224 | 7 | .550 | 3,101 | 25 |
| 2008 | Trevor Vittatoe | 418 | 246 | 9 | .589 | 3,274 | 33 |
| 2009 | Trevor Vittatoe | 409 | 224 | 13 | .548 | 3,308 | 17 |
| 2010 | Trevor Vittatoe | 407 | 220 | 13 | .541 | 2,756 | 22 |
| 2011 | Nick Lamaison | 224 | 130 | 10 | .580 | 1,718 | 12 |
| 2012 | Nick Lamaison | 252 | 126 | 9 | .500 | 1,686 | 12 |
| 2013 | Jameill Showers | 188 | 107 | 4 | .569 | 1,263 | 11 |
| 2014 | Jameill Showers | 286 | 159 | 6 | .556 | 1,858 | 12 |
| 2015 | Mack Leftwich | 192 | 105 | 3 | .547 | 1,228 | 9 |
| 2016 | Ryan Metz | 201 | 130 | 4 | .647 | 1,375 | 14 |
| 2017 | Zack Greenlee | 151 | 72 | 6 | .447 | 818 | 4 |

RECEIVING

SEASON RECEPTIONS

| NAME | YEAR | YDS | AVG | TD | REC |
|-----------------------------|------|-------|------|----|-----|
| 1. Johnnie Lee Higgins, Jr. | 2006 | 1,319 | 16.1 | 13 | 82 |
| 2. Chuck Hughes | 1965 | 1,519 | 19.0 | 12 | 80 |
| 3. Lee Mays | 2000 | 1,098 | 15.7 | 15 | 70 |
| 4. Jeff Moturi | 2007 | 891 | 13.7 | 13 | 65 |
| 5. Brian Natkin | 2000 | 787 | 12.3 | 4 | 64 |
| 6. Lee Mays | 1999 | 881 | 14.7 | 9 | 60 |
| 7. Brian Natkin | 1999 | 648 | 11.0 | 4 | 59 |
| 8. Reggie Barrett | 1989 | 1,042 | 18.0 | 10 | 58 |
| 9. Ed Puishes | 1970 | 1,000 | 17.5 | 3 | 57 |
| 10. Ed Puishes | 1969 | 899 | 16.4 | 4 | 55 |

CAREER RECEPTIONS

| NAME | YEARS | YDS | AVG | TD | REC |
|-----------------------------|---------|-------|------|----|-----|
| 1. Lee Mays | 1998-01 | 2,908 | 14.5 | 28 | 200 |
| 2. Johnnie Lee Higgins, Jr. | 2003-06 | 3,218 | 16.9 | 32 | 190 |
| 3. Brian Natkin | 1997-00 | 1,934 | 11.2 | 11 | 172 |
| 4. Jeff Moturi | 2006-09 | 2,527 | 14.9 | 26 | 170 |
| 5. Chuck Hughes | 1964-66 | 2,882 | 17.8 | 19 | 162 |
| 6. Reggie Barrett | 1987-90 | 2,558 | 16.7 | 19 | 153 |
| 7. Kris Adams | 2007-10 | 2,657 | 18.5 | 30 | 144 |
| 8. Ed Puishes | 1969-71 | 2,234 | 16.2 | 8 | 138 |
| 9. Chris Francies | 2002-05 | 2,022 | 15.8 | 12 | 128 |
| 10. Jimmy Carpenter | 1995-98 | 1,836 | 14.6 | 7 | 126 |

SEASON YARDAGE

| NAME | YEAR | REC | AVG | TD | YDS |
|-----------------------------|------|-----|------|----|-------|
| 1. Chuck Hughes | 1965 | 80 | 19.0 | 12 | 1,519 |
| 2. Johnnie Lee Higgins, Jr. | 2006 | 82 | 16.1 | 13 | 1,319 |
| 3. Lee Mays | 2000 | 70 | 15.7 | 15 | 1,098 |
| 4. Kris Adams | 2010 | 47 | 22.8 | 14 | 1,070 |
| 5. Reggie Barrett | 1989 | 58 | 18.0 | 10 | 1,042 |
| 6. Ed Puishes | 1970 | 57 | 17.5 | 3 | 1,000 |
| 7. Jeff Moturi | 2009 | 53 | 18.4 | 4 | 974 |
| 8. Jordan Leslie | 2012 | 51 | 19.1 | 6 | 973 |
| 9. Kris Adams | 2008 | 50 | 19.2 | 14 | 958 |
| 10. Ed Puishes | 1969 | 55 | 16.4 | 4 | 899 |

CAREER YARDAGE

| NAME | YEARS | REC | AVG | TD | YDS |
|-----------------------------|---------|-----|------|----|-------|
| 1. Johnnie Lee Higgins, Jr. | 2003-06 | 190 | 16.9 | 32 | 3,218 |
| 2. Lee Mays | 1998-01 | 200 | 14.5 | 28 | 2,908 |
| 3. Chuck Hughes | 1964-66 | 162 | 17.8 | 19 | 2,882 |
| 4. Kris Adams | 2007-10 | 144 | 18.5 | 30 | 2,657 |
| 5. Reggie Barrett | 1987-90 | 153 | 16.7 | 19 | 2,558 |
| 6. Jeff Moturi | 2006-09 | 170 | 14.9 | 26 | 2,527 |
| 7. Ed Puishes | 1969-71 | 138 | 16.2 | 8 | 2,234 |
| 8. Bob Wallace | 1965-67 | 123 | 17.6 | 19 | 2,161 |
| 9. Chris Francies | 2002-05 | 128 | 15.8 | 12 | 2,022 |
| 10. Jordan Leslie | 2011-13 | 125 | 16.1 | 15 | 2,015 |

SEASON YARDS PER RECEPTION (MINIMUM 20 RECEPTIONS)

| NAME | YEAR | REC | YDS | TD | AVG |
|-----------------------------|------|-----|-------|----|-------|
| 1. Kris Adams | 2010 | 47 | 1,070 | 14 | 22.77 |
| 2. Volley Murphy | 1967 | 40 | 876 | 12 | 21.90 |
| 3. Ian Hamilton | 2014 | 27 | 579 | 2 | 21.44 |
| 4. Johnnie Lee Higgins, Jr. | 2004 | 34 | 700 | 10 | 20.59 |
| 5. Eric Anderson | 1985 | 24 | 484 | 1 | 20.17 |
| 6. Donavon Kemp | 2011 | 23 | 456 | 1 | 19.83 |
| 7. Arnie Adkison | 1987 | 31 | 597 | 3 | 19.26 |
| 8. Volley Murphy | 1968 | 32 | 614 | 7 | 19.19 |
| 9. Kris Adams | 2008 | 50 | 958 | 14 | 19.16 |
| 10. Jordan Leslie | 2012 | 51 | 973 | 6 | 19.08 |

CAREER YARDS PER RECEPTION (MINIMUM 35 RECEPTIONS; PLAYER MUST HAVE CONCLUDED HIS CAREER)

| NAME | YEARS | REC | YDS | TD | AVG |
|-----------------------------|---------|-----|-------|----|-------|
| 1. Ansel Littlejohn | 1990-91 | 36 | 750 | 4 | 20.83 |
| 2. Volley Murphy | 1967-68 | 72 | 1,490 | 19 | 20.69 |
| 3. Kris Adams | 2007-10 | 144 | 2,657 | 30 | 18.45 |
| 4. Chuck Hughes | 1965-66 | 162 | 2,882 | 19 | 17.79 |
| 5. Bob Wallace | 1965-67 | 123 | 2,161 | 19 | 17.57 |
| 6. Harold Collins | 1986-87 | 59 | 1,024 | 9 | 17.36 |
| 7. Ian Hamilton | 2012-14 | 57 | 975 | 3 | 17.11 |
| 8. Frank Jarzombek | 1977-80 | 52 | 889 | 8 | 17.10 |
| 9. Johnnie Lee Higgins, Jr. | 2003-06 | 190 | 3,218 | 32 | 16.94 |
| 10. Reggie Barrett | 1987-90 | 153 | 2,558 | 19 | 16.72 |

SEASON TOUCHDOWNS

| NAME | YEAR | G | TD |
|-----------------------------|------|----|----|
| 1. Lee Mays | 2000 | 11 | 15 |
| 2. Kris Adams | 2008 | 12 | 14 |
| 3. Kris Adams | 2010 | 13 | 14 |
| 4. Johnnie Lee Higgins, Jr. | 2006 | 12 | 13 |
| 5. Jeff Moturi | 2007 | 12 | 13 |
| 6. Chuck Hughes | 1965 | 10 | 12 |
| 7. Volley Murphy | 1967 | 9 | 12 |
| 8. Reggie Barrett | 1989 | 11 | 10 |
| 9. Johnnie Lee Higgins, Jr. | 2004 | 12 | 10 |
| 10. David Karns | 1966 | 10 | 10 |

CAREER TOUCHDOWNS

| NAME | YEARS | G | TD |
|-----------------------------|---------|----|----|
| 1. Johnnie Lee Higgins, Jr. | 2003-06 | 49 | 32 |
| 2. Kris Adams | 2007-10 | 48 | 30 |
| 3. Lee Mays | 1998-01 | 45 | 28 |
| 4. Jeff Moturi | 2006-09 | 44 | 26 |
| 5. Chuck Hughes | 1964-66 | 30 | 19 |
| 6. Bob Wallace | 1965-67 | 29 | 19 |
| 7. Volley Murphy | 1967-68 | 18 | 19 |
| 8. Reggie Barrett | 1987-90 | 36 | 19 |
| 9. Jordan Leslie | 2011-13 | 36 | 15 |
| 10. David Karns | 1966-68 | 25 | 14 |
| 11. Cedric Johnson | 1993-96 | 44 | 14 |



T INDIVIDUAL LEADERS

CAREER 200-YARD GAMES

| NAME | YEARS | 200-YARD GAMES |
|--------------------------|---------|----------------|
| Chuck Hughes | 1964-66 | 2 |
| Bob Wallace | 1965-67 | 1 |
| Volley Murphy | 1967-68 | 1 |
| Arnie Adkison | 1985-88 | 1 |
| Johnnie Lee Higgins, Jr. | 2003-06 | 1 |
| Jordan Leslie | 2011-13 | 1 |

CAREER 100-YARD GAMES

| NAME | YEARS | 100-YARD GAMES |
|--------------------------|----------------|----------------|
| Chuck Hughes | 1964-66 | 13 |
| Reggie Barrett | 1987-90 | 12 |
| Johnnie Lee Higgins, Jr. | 2003-06 | 11 |
| Ed Puishes | 1969-71 | 10 |
| Lee Mays | 1998-01 | 10 |
| Jeff Moturi | 2006-09 | 10 |
| Kris Adams | 2007-10 | 10 |
| Bob Wallace | 1965-67 | 8 |
| Jordan Leslie | 2011-13 | 8 |
| Volley Murphy | 1967-68 | 6 |
| J.J. Rowlett | 1991-94 | 6 |
| Bubba Garcia | 1976-79 | 5 |
| Chris Francies | 2002-05 | 5 |
| Jimmy Carpenter | 1995-98 | 4 |
| Greg Taylor | 1972 | 3 |
| Lonnie Crittenden | 1972-73 | 3 |
| Harold Johnson | 1975-78 | 3 |
| Eric Anderson | 1982-85 | 3 |
| Glenn Bishop | 1988-91 | 3 |
| Jayson Boyd | 2004-05 | 3 |
| Michael Edwards | 2011-12 | 3 |
| Ian Hamilton | 2012-14 | 3 |
| Jimmy Walker | 1949-51 | 2 |
| Gene Odell | 1952-53 | 2 |
| David Karns | 1966-68 | 2 |
| Billy Taylor | 1968-70 | 2 |
| Arnie Adkison | 1985-88 | 2 |
| Keonta Golson | 1997-98 | 2 |
| Allan Ray | 1997-00 | 2 |
| Terrance Minor | 1998-99, 01-02 | 2 |
| Joe West | 2003-07 | 2 |

Several players with one game

YEARLY LEADER

| YEAR | NAME | REC | YDS | TD |
|------|-----------------|-----|-----|-----|
| 1937 | Red Andrews | 31 | 480 | n/a |
| 1938 | Morris Raney | 17 | 281 | n/a |
| 1939 | Charles Dean | 20 | 316 | n/a |
| 1940 | Jack Telford | 23 | 318 | n/a |
| 1941 | Jack Telford | 28 | 418 | n/a |
| 1942 | Albert Salem | 36 | 401 | n/a |
| 1946 | Albert Salem | 26 | 382 | 2 |
| 1947 | Ed Smith | 12 | 169 | 1 |
| 1948 | Robert Grounds | 11 | 183 | 2 |
| 1949 | Robert Grounds | 12 | 108 | 1 |
| 1950 | Jimmy Walker | 17 | 228 | 2 |
| 1951 | Jimmy Walker | 40 | 440 | 3 |
| 1952 | John Birkhead | 31 | 386 | 4 |
| 1953 | Gene Odell | 25 | 397 | 2 |
| 1954 | John Howle | 28 | 365 | 1 |
| 1955 | Dick Forrest | 18 | 339 | 2 |
| 1956 | Dick Forrest | 9 | 137 | 2 |
| 1957 | Dick Forrest | 11 | 138 | 1 |
| 1958 | Lee Allan Jones | 14 | 187 | 1 |
| 1959 | Larry Meeks | 24 | 263 | 1 |
| 1960 | Del Williams | 36 | 414 | 2 |
| 1961 | Ralph Kennedy | 18 | 349 | 2 |
| 1962 | Jim Evans | 21 | 242 | 0 |
| 1963 | Jim Evans | 36 | 480 | 2 |
| 1964 | Chuck Hughes | 34 | 616 | 2 |

| | | | | |
|------|--------------------------|----|-------|----|
| 1965 | Chuck Hughes | 80 | 1,519 | 12 |
| 1966 | Chuck Hughes | 48 | 747 | 5 |
| 1967 | Volley Murphy | 40 | 876 | 12 |
| 1968 | David Karns | 34 | 419 | 3 |
| 1969 | Ed Puishes | 55 | 899 | 4 |
| 1970 | Ed Puishes | 57 | 1,000 | 3 |
| 1971 | Mike Anderson | 33 | 410 | 1 |
| 1972 | Greg Taylor | 53 | 878 | 4 |
| 1973 | Lonnie Crittenden | 40 | 650 | 5 |
| 1974 | Mike Walker | 23 | 438 | 3 |
| 1975 | Bill Avery | 18 | 271 | 3 |
| 1976 | Harold Johnson | 16 | 314 | 1 |
| 1977 | Bubba Garcia | 53 | 826 | 9 |
| 1978 | Bubba Garcia | 40 | 451 | 2 |
| 1979 | David Logston | 18 | 190 | 1 |
| 1980 | Delbert Thompson | 22 | 172 | 0 |
| 1981 | Delbert Thompson | 27 | 272 | 1 |
| 1982 | Jerry Jones | 21 | 322 | 0 |
| 1983 | Eric Anderson | 24 | 285 | 1 |
| 1984 | Eric Anderson | 21 | 390 | 2 |
| 1985 | Larry Linne | 30 | 481 | 3 |
| 1986 | Bob Keseday | 47 | 620 | 2 |
| 1987 | John Harvey | 35 | 250 | 2 |
| 1988 | Reggie Barrett | 50 | 781 | 6 |
| 1989 | Reggie Barrett | 58 | 1,042 | 10 |
| 1990 | Reggie Barrett | 43 | 710 | 3 |
| 1991 | Glenn Bishop | 38 | 676 | 4 |
| 1992 | J.J. Rowlett | 33 | 442 | 1 |
| 1993 | J.J. Rowlett | 32 | 508 | 2 |
| 1994 | J.J. Rowlett | 35 | 664 | 3 |
| 1995 | Alvin Black | 39 | 349 | 5 |
| 1996 | Cedric Johnson | 52 | 634 | 7 |
| 1997 | Jimmy Carpenter | 47 | 767 | 3 |
| 1998 | Jimmy Carpenter | 52 | 691 | 1 |
| 1999 | Lee Mays | 60 | 881 | 9 |
| 2000 | Lee Mays | 70 | 1,098 | 15 |
| 2001 | Lee Mays | 53 | 733 | 1 |
| 2002 | Terrance Minor | 41 | 630 | 7 |
| 2003 | Chris Marrow | 34 | 467 | 3 |
| 2004 | Jayson Boyd | 42 | 560 | 5 |
| 2005 | Johnnie Lee Higgins, Jr. | 49 | 837 | 9 |
| 2006 | Johnnie Lee Higgins, Jr. | 82 | 1,319 | 13 |
| 2007 | Jeff Moturi | 65 | 891 | 13 |
| 2008 | Kris Adams | 50 | 958 | 14 |
| 2009 | Jeff Moturi | 53 | 974 | 4 |
| 2010 | Kris Adams | 47 | 1,070 | 14 |
| 2011 | Michael Edwards | 50 | 657 | 3 |
| 2012 | Jordan Leslie | 51 | 973 | 6 |
| 2013 | Jordan Leslie | 44 | 612 | 7 |
| 2014 | Ian Hamilton | 27 | 579 | 2 |
| 2015 | Jaquan White | 41 | 494 | 7 |
| 2016 | Cole Freytag | 36 | 520 | 5 |
| 2017 | Tyler Batson | 21 | 370 | 2 |

SCORING

SEASON POINTS PER GAME

| NAME | YEAR | G | TD | XPT | FG | PTS | PPG |
|---------------------|------|----|----|-----|----|-----|------|
| 1. Fred Wendt | 1948 | 10 | 20 | 32 | 0 | 152 | 15.2 |
| 2. Donald Buckram | 2009 | 12 | 21 | 0 | 0 | 126 | 10.5 |
| 3. Chris Jacke | 1988 | 12 | 0 | 48 | 25 | 123 | 10.3 |
| 4. Aaron Jones | 2016 | 12 | 20 | 0 | 0 | 120 | 10.0 |
| 5. John Harvey | 1987 | 11 | 18 | 0 | 0 | 108 | 9.8 |
| Marcus Thomas | 2007 | 11 | 18 | 0 | 0 | 108 | 9.8 |
| 7. Jose Martinez | 2008 | 12 | 0 | 45 | 20 | 105 | 8.8 |
| 8. Lee Mays | 2000 | 11 | 15 | 0 | 0 | 90 | 8.2 |
| 9. Reagan Schneider | 2004 | 12 | 0 | 52 | 15 | 97 | 8.1 |
| 10. Volley Murphy | 1967 | 9 | 12 | 0 | 0 | 72 | 8.0 |

T INDIVIDUAL LEADERS

CAREER POINTS PER GAME (MINIMUM 100 POINTS; PLAYER MUST HAVE CONCLUDED HIS CAREER)

| NAME | YEARS | G | TD | XPT | FG | PTS | PPG |
|-----------------------|-------------|----|----|-----|----|-----|------|
| 1. Jose Martinez | 2007-08 | 24 | 0 | 89 | 37 | 200 | 8.33 |
| 2. John Harvey | 1985-88 | 42 | 51 | 0 | 0 | 306 | 7.29 |
| 3. Fred Wendt | 1942, 46-48 | 28 | 26 | 39 | 0 | 195 | 6.96 |
| 4. Aaron Jones | 2013-16 | 35 | 40 | 0 | 0 | 240 | 6.86 |
| 5. Volley Murphy | 1967-68 | 18 | 19 | 0 | 0 | 114 | 6.33 |
| 6. Reagan Schneider | 2003-06 | 46 | 0 | 137 | 50 | 287 | 6.24 |
| 7. Dakota Warren | 2010-12 | 26 | 0 | 75 | 25 | 150 | 5.77 |
| 8. Clovis Riley | 1951-53 | 30 | 25 | 0 | 0 | 150 | 5.00 |
| 9. Pug Gabrel | 1947-50 | 34 | 28 | 1 | 0 | 169 | 4.97 |
| 10. Toraino Singleton | 1994-95 | 23 | 19 | 0 | 0 | 114 | 4.96 |

SEASON POINTS (OVERALL)

| NAME | YEAR | G | TD | XPT | FG | PTS |
|---------------------|------|----|----|-----|----|-----|
| 1. Fred Wendt | 1948 | 10 | 20 | 32 | 0 | 152 |
| 2. Donald Buckram | 2009 | 12 | 21 | 0 | 0 | 126 |
| 3. Chris Jacke | 1988 | 12 | 0 | 48 | 25 | 123 |
| 4. Aaron Jones | 2016 | 12 | 20 | 0 | 0 | 120 |
| 5. John Harvey | 1987 | 11 | 18 | 0 | 0 | 108 |
| Marcus Thomas | 2007 | 11 | 18 | 0 | 0 | 108 |
| 7. Jose Martinez | 2008 | 12 | 0 | 45 | 20 | 105 |
| 8. Reagan Schneider | 2004 | 12 | 0 | 52 | 15 | 98 |
| 9. Reagan Schneider | 2005 | 12 | 0 | 41 | 18 | 95 |
| Jose Martinez | 2007 | 12 | 0 | 44 | 17 | 95 |

CAREER POINTS (OVERALL)

| NAME | YEARS | G | TD | XPT | FG | PTS |
|-----------------------------|-------------|----|----|-----|----|-----|
| 1. John Harvey | 1985-88 | 42 | 51 | 0 | 0 | 306 |
| 2. Reagan Schneider | 2003-06 | 46 | 0 | 137 | 50 | 287 |
| 3. Jay Mattox | 2013-16 | 49 | 0 | 137 | 40 | 257 |
| 4. Aaron Jones | 2013-16 | 35 | 40 | 0 | 0 | 240 |
| 5. Ricky Bishop | 1997-00 | 45 | 0 | 96 | 42 | 222 |
| 6. Johnnie Lee Higgins, Jr. | 2003-06 | 49 | 35 | 0 | 0 | 210 |
| 7. Marshall Young | 1992-95 | 46 | 0 | 97 | 35 | 202 |
| 8. Jose Martinez | 2007-08 | 24 | 0 | 89 | 37 | 200 |
| 9. Fred Wendt | 1942, 46-48 | 28 | 26 | 39 | 0 | 195 |
| 10. Marcus Thomas | 2004-07 | 43 | 32 | 0 | 0 | 192 |

SEASON POINTS (NON-KICKERS)

| NAME | YEAR | G | TD | XPT | FG | PTS |
|--------------------------|------|----|----|-----|----|-----|
| 1. Fred Wendt | 1948 | 10 | 20 | 32 | 0 | 152 |
| 2. Donald Buckram | 2009 | 12 | 21 | 0 | 0 | 126 |
| 3. Aaron Jones | 2016 | 12 | 20 | 0 | 0 | 120 |
| 4. John Harvey | 1987 | 11 | 18 | 0 | 0 | 108 |
| Marcus Thomas | 2007 | 11 | 18 | 0 | 0 | 108 |
| 6. Lee Mays | 2000 | 11 | 15 | 0 | 0 | 90 |
| John Harvey | 1986 | 12 | 15 | 0 | 0 | 90 |
| Johnnie Lee Higgins, Jr. | 2006 | 12 | 15 | 0 | 0 | 90 |
| 9. Kris Adams | 2008 | 12 | 14 | 0 | 0 | 84 |
| Kris Adams | 2010 | 13 | 14 | 0 | 0 | 84 |
| Aaron Jones | 2014 | 12 | 14 | 0 | 0 | 84 |

CAREER POINTS (NON-KICKERS)

| NAME | YEARS | G | TD | XPT | FG | PTS |
|-----------------------------|-------------|----|----|-----|----|-----|
| 1. John Harvey | 1985-88 | 42 | 51 | 0 | 0 | 306 |
| 2. Aaron Jones | 2013-16 | 35 | 40 | 0 | 0 | 240 |
| 3. Johnnie Lee Higgins, Jr. | 2003-06 | 49 | 35 | 0 | 0 | 210 |
| 4. Fred Wendt | 1942, 46-48 | 28 | 26 | 39 | 0 | 195 |
| 5. Marcus Thomas | 2004-07 | 43 | 32 | 0 | 0 | 192 |
| 6. Howard Jackson | 2001-04 | 45 | 31 | 0 | 0 | 186 |
| 7. Kris Adams | 2007-10 | 48 | 30 | 0 | 0 | 180 |
| 8. Lee Mays | 1998-01 | 45 | 28 | 1 | 0 | 170 |
| 9. Pug Gabrel | 1947-50 | 34 | 28 | 1 | 0 | 169 |
| 10. Jeff Moturi | 2006-09 | 44 | 26 | 0 | 0 | 156 |

YEARLY LEADER

| YEAR | NAME | TD | XPT | 2PT | FG | PTS |
|------|--------------------------|----|-----|-----|----|-----|
| 1946 | Ed Smith | 7 | 0 | 0 | 0 | 42 |
| 1947 | Ed Smith | 8 | 0 | 0 | 0 | 48 |
| 1948 | Fred Wendt | 20 | 32 | 0 | 0 | 152 |
| 1949 | Pug Gabrel | 11 | 0 | 0 | 0 | 66 |
| 1950 | Tom Steel | 8 | 0 | 0 | 0 | 48 |
| 1951 | Clovis Riley | 7 | 0 | 0 | 0 | 42 |
| 1952 | Clovis Riley | 11 | 0 | 0 | 0 | 66 |
| 1953 | Clovis Riley | 7 | 0 | 0 | 0 | 42 |
| 1954 | Jesse Whittenton | 6 | 25 | 0 | 0 | 61 |
| 1955 | Jesse Whittenton | 4 | 21 | 0 | 0 | 45 |
| 1956 | Jim Bevers | 9 | 0 | 0 | 0 | 54 |
| 1957 | Don Maynard | 8 | 11 | 0 | 0 | 59 |
| 1958 | Bob Laraba | 6 | 3 | 1 | 0 | 41 |
| 1959 | Kent Babb | 3 | 12 | 2 | 1 | 37 |
| 1960 | Charles Bradshaw | 7 | 0 | 0 | 0 | 42 |
| 1961 | Don Boyce | 6 | 6 | 0 | 0 | 42 |
| 1962 | Ulysses Kendall | 5 | 0 | 0 | 0 | 30 |
| 1963 | Jerry Tucker | 4 | 0 | 0 | 0 | 24 |
| 1964 | Chuck Hughes | 3 | 0 | 0 | 0 | 18 |
| | Dick Weeks | 3 | 0 | 0 | 0 | 18 |
| 1965 | Chuck Hughes | 13 | 0 | 0 | 0 | 78 |
| 1966 | David Karns | 10 | 0 | 0 | 0 | 60 |
| 1967 | Volley Murphy | 12 | 0 | 0 | 0 | 72 |
| 1968 | Volley Murphy | 7 | 0 | 0 | 0 | 42 |
| 1969 | Jeff White | 0 | 17 | 0 | 5 | 32 |
| 1970 | Phil Hatch | 9 | 0 | 0 | 0 | 54 |
| 1971 | Gary Keithley | 6 | 0 | 0 | 0 | 36 |
| 1972 | Al Barrett | 6 | 0 | 1 | 0 | 38 |
| 1973 | Bronko Belichesky | 0 | 12 | 0 | 10 | 42 |
| 1974 | Bronko Belichesky | 0 | 28 | 0 | 6 | 46 |
| 1975 | Miguel Alvarez | 0 | 8 | 0 | 11 | 41 |
| 1976 | Miguel Alvarez | 0 | 13 | 0 | 9 | 40 |
| 1977 | Bubba Garcia | 9 | 0 | 0 | 0 | 54 |
| 1978 | Oscar Ramirez | 5 | 0 | 0 | 0 | 30 |
| 1979 | Steve Folkner | 0 | 11 | 0 | 5 | 26 |
| 1980 | Keith Castle | 4 | 0 | 0 | 0 | 24 |
| 1981 | Scott Wedell | 0 | 15 | 0 | 7 | 36 |
| 1982 | Scott Wedell | 0 | 16 | 0 | 11 | 49 |
| 1983 | Scott Wedell | 0 | 13 | 0 | 15 | 58 |
| 1984 | Hugo Castellanos | 0 | 13 | 0 | 11 | 46 |
| 1985 | Hugo Castellanos | 0 | 12 | 0 | 11 | 45 |
| 1986 | John Harvey | 15 | 0 | 0 | 0 | 90 |
| 1987 | John Harvey | 18 | 0 | 0 | 0 | 108 |
| 1988 | Chris Jacke | 0 | 48 | 0 | 25 | 123 |
| 1989 | Reggie Barrett | 10 | 0 | 0 | 0 | 60 |
| 1990 | Jason Gillespie | 0 | 13 | 0 | 11 | 46 |
| 1991 | Jason Gillespie | 0 | 22 | 0 | 14 | 64 |
| 1992 | Marshall Young | 0 | 26 | 0 | 8 | 50 |
| 1993 | Marshall Young | 0 | 23 | 0 | 11 | 56 |
| 1994 | Toraino Singleton | 11 | 0 | 0 | 0 | 66 |
| 1995 | Toraino Singleton | 8 | 0 | 0 | 0 | 48 |
| 1996 | Cedric Johnson | 8 | 0 | 1 | 0 | 50 |
| 1997 | Ola Kimrin | 0 | 8 | 0 | 5 | 23 |
| 1998 | Ricky Bishop | 0 | 19 | 0 | 15 | 64 |
| 1999 | Paul Smith | 13 | 0 | 0 | 0 | 78 |
| 2000 | Lee Mays | 15 | 0 | 0 | 0 | 90 |
| 2001 | Keith Robinson | 0 | 27 | 0 | 6 | 45 |
| 2002 | Keith Robinson | 0 | 28 | 0 | 8 | 52 |
| 2003 | Howard Jackson | 8 | 0 | 0 | 0 | 48 |
| 2004 | Reagan Schneider | 0 | 52 | 0 | 15 | 97 |
| 2005 | Reagan Schneider | 0 | 41 | 0 | 18 | 95 |
| 2006 | Johnnie Lee Higgins, Jr. | 15 | 0 | 0 | 0 | 90 |
| 2007 | Marcus Thomas | 18 | 0 | 0 | 0 | 108 |
| 2008 | Jose Martinez | 0 | 45 | 0 | 20 | 105 |
| 2009 | Donald Buckram | 21 | 0 | 0 | 0 | 126 |
| 2010 | Kris Adams | 14 | 0 | 0 | 0 | 84 |
| 2011 | Leilyon Myers | 12 | 0 | 0 | 0 | 72 |
| 2012 | Steven Valadez | 0 | 25 | 0 | 10 | 55 |



INDIVIDUAL LEADERS

| YEAR | NAME | TD | XPT | 2PT | FG | PTS |
|------|--------------------|----|-----|-----|----|-----|
| 2013 | Jay Mattox | 0 | 32 | 0 | 7 | 53 |
| 2014 | Aaron Jones | 14 | 0 | 0 | 0 | 84 |
| 2015 | Jay Mattox | 0 | 23 | 0 | 15 | 68 |
| 2016 | Aaron Jones | 20 | 0 | 0 | 0 | 120 |
| 2017 | Brady Viles | 0 | 11 | 0 | 1 | 14 |

KICKING

SEASON POINTS

| NAME | YEAR | PAT | PCT | FG | PCT | PTS |
|---------------------|------|-------|-------|-------|------|-----|
| 1. Chris Jacke | 1988 | 48-48 | 1.000 | 25-27 | .926 | 123 |
| 2. Jose Martinez | 2008 | 45-46 | .978 | 20-27 | .741 | 105 |
| 3. Reagan Schneider | 2004 | 52-53 | .981 | 15-20 | .750 | 97 |
| 4. Reagan Schneider | 2005 | 41-41 | 1.000 | 18-23 | .783 | 95 |
| Jose Martinez | 2007 | 44-46 | .957 | 17-20 | .850 | 95 |
| 6. Reagan Schneider | 2006 | 34-37 | .919 | 16-20 | .800 | 82 |
| Jay Mattox | 2014 | 43-44 | .977 | 13-16 | .813 | 82 |
| 8. Ricky Bishop | 2000 | 40-43 | .930 | 13-18 | .722 | 79 |
| 9. Logan Barrett | 2009 | 39-41 | .951 | 13-18 | .722 | 78 |
| Dakota Warren | 2010 | 42-42 | 1.000 | 12-20 | .600 | 78 |

CAREER POINTS

| NAME | YEARS | PAT | PCT | FG | PCT | PTS |
|---------------------|-------------|---------|------|-------|-------|-----|
| 1. Reagan Schneider | 2003-06 | 137-141 | .972 | 50-67 | .746 | 287 |
| 2. Jay Mattox | 2013-16 | 137-140 | .979 | 40-57 | .702 | 257 |
| 3. Ricky Bishop | 1997-00 | 96-103 | .932 | 42-58 | .724 | 222 |
| 4. Marshall Young | 1992-95 | 97-100 | .970 | 35-51 | .686 | 202 |
| 5. Jose Martinez | 2007-08 | 89-92 | .967 | 37-47 | .787 | 200 |
| 6. Hugo Castellanos | 1984-87 | 75-79 | .949 | 38-51 | .745 | 189 |
| 7. Scott Wedell | 1980-83 | 60-65 | .923 | 35-56 | .625 | 165 |
| 8. Chris Jacke | 1984-86, 88 | 66-69 | .957 | 30-35 | .857 | 156 |
| 9. Dakota Warren | 2010-12 | 75-77 | .974 | 25-45 | .556 | 150 |
| 10. Keith Robinson | 2001-03 | 81-83 | .976 | 21-36 | .5783 | 144 |

SEASON FIELD GOALS

| NAME | YEAR | G | FG |
|---------------------|------|----|----|
| 1. Chris Jacke | 1988 | 12 | 25 |
| 2. Jose Martinez | 2008 | 12 | 20 |
| 3. Reagan Schneider | 2005 | 12 | 18 |
| 4. Jose Martinez | 2007 | 12 | 17 |
| 5. Reagan Schneider | 2006 | 12 | 16 |
| 6. Scott Wedell | 1983 | 12 | 15 |
| Ricky Bishop | 1998 | 11 | 15 |
| Reagan Schneider | 2004 | 12 | 15 |
| Jay Mattox | 2015 | 12 | 15 |
| 10. Jason Gillespie | 1991 | 12 | 14 |

CAREER FIELD GOALS

| NAME | YEARS | G | FG |
|---------------------|-------------|----|----|
| 1. Reagan Schneider | 2003-06 | 46 | 50 |
| 2. Ricky Bishop | 1997-00 | 45 | 42 |
| 3. Jay Mattox | 2013-16 | 49 | 40 |
| 4. Hugo Castellanos | 1984-87 | 43 | 38 |
| 5. Jose Martinez | 2007-08 | 24 | 37 |
| 6. Scott Wedell | 1980-83 | 47 | 35 |
| Marshall Young | 1992-95 | 46 | 35 |
| 8. Chris Jacke | 1984-86, 88 | 35 | 30 |
| 9. Miguel Alvarez | 1975-77 | 34 | 28 |
| 10. Jason Gillespie | 1989-91 | 26 | 25 |
| Dakota Warren | 2010-12 | 24 | 25 |

SEASON FIELD GOAL PERCENTAGE (MINIMUM 10 ATTEMPTS)

| NAME | YEAR | FG | FGA | PCT |
|---------------------|------|----|-----|------|
| 1. Chris Jacke | 1988 | 25 | 27 | .926 |
| 2. Jose Martinez | 2007 | 17 | 20 | .850 |
| 3. Marshall Young | 1993 | 11 | 13 | .846 |
| 4. Jay Mattox | 2014 | 13 | 16 | .813 |
| 5. Reagan Schneider | 2006 | 16 | 20 | .800 |

| | | | | |
|---------------------|------|----|----|------|
| 6. Jay Mattox | 2015 | 15 | 19 | .789 |
| 7. Hugo Castellanos | 1984 | 11 | 14 | .786 |
| 8. Reagan Schneider | 2005 | 18 | 23 | .783 |
| 9. Hugo Castellanos | 1987 | 10 | 13 | .769 |
| 10. Scott Wedell | 1983 | 15 | 20 | .750 |
| Ricky Bishop | 1998 | 15 | 20 | .750 |
| Reagan Schneider | 2004 | 15 | 20 | .750 |

CAREER FIELD GOAL PERCENTAGE

(MINIMUM 20 ATTEMPTS; PLAYER MUST HAVE CONCLUDED HIS CAREER)

| NAME | YEARS | FG | FGA | PCT |
|---------------------|-------------|----|-----|------|
| 1. Chris Jacke | 1984-86, 88 | 30 | 35 | .857 |
| 2. Jose Martinez | 2007-08 | 37 | 47 | .787 |
| 3. Reagan Schneider | 2003-06 | 50 | 67 | .746 |
| 4. Hugo Castellanos | 1984-87 | 38 | 51 | .745 |
| 5. Ricky Bishop | 1997-00 | 42 | 58 | .724 |
| 6. Jay Mattox | 2013-16 | 40 | 57 | .702 |
| 7. Marshall Young | 1992-95 | 35 | 51 | .686 |
| 8. Scott Wedell | 1980-83 | 35 | 56 | .625 |
| 9. Jason Gillespie | 1989-91 | 25 | 41 | .610 |
| 10. Keith Robinson | 2001-03 | 21 | 36 | .583 |

SEASON POINTS AFTER TOUCHDOWNS

| NAME | YEAR | G | PAT |
|---------------------|------|----|-----|
| 1. Reagan Schneider | 2004 | 12 | 52 |
| 2. Chris Jacke | 1988 | 12 | 48 |
| 3. Jose Martinez | 2008 | 12 | 45 |
| 4. Jose Martinez | 2007 | 12 | 44 |
| 5. Jay Mattox | 2014 | 13 | 43 |
| 6. Dakota Warren | 2010 | 13 | 42 |
| 7. Reagan Schneider | 2005 | 12 | 41 |
| 8. Ricky Bishop | 2000 | 11 | 40 |
| 9. Logan Barrett | 2009 | 12 | 39 |
| Jay Mattox | 2016 | 12 | 39 |

CAREER POINT AFTER TOUCHDOWNS

| NAME | YEARS | G | PAT |
|---------------------|-------------|----|-----|
| 1. Reagan Schneider | 2003-06 | 46 | 137 |
| Jay Mattox | 2013-16 | 49 | 137 |
| 3. Marshall Young | 1992-95 | 46 | 97 |
| 4. Ricky Bishop | 1997-00 | 45 | 96 |
| 5. Jose Martinez | 2007-08 | 24 | 89 |
| 6. Keith Robinson | 2001-03 | 34 | 81 |
| 7. Hugo Castellanos | 1984-87 | 43 | 75 |
| Dakota Warren | 2010-12 | 26 | 75 |
| 9. Chris Jacke | 1984-86, 88 | 35 | 66 |
| 10. Jerry Waddles | 1980-83 | 29 | 61 |

SEASON POINT AFTER TOUCHDOWN PERCENTAGE (MINIMUM 20 MADE)

| NAME | YEAR | PAT | PATA | PCT |
|---------------------|------|-----|------|-------|
| 1. Chris Jacke | 1988 | 48 | 48 | 1.000 |
| Dakota Warren | 2010 | 42 | 42 | 1.000 |
| Reagan Schneider | 2005 | 41 | 41 | 1.000 |
| Marshall Young | 1995 | 29 | 29 | 1.000 |
| Keith Robinson | 2002 | 28 | 28 | 1.000 |
| Marshall Young | 1992 | 26 | 26 | 1.000 |
| Jay Mattox | 2013 | 32 | 32 | 1.000 |
| 8. Reagan Schneider | 2004 | 52 | 53 | .981 |
| 9. Jose Martinez | 2008 | 45 | 46 | .978 |
| 10. Jay Mattox | 2014 | 43 | 44 | .977 |

CAREER POINT AFTER TOUCHDOWN PERCENTAGE

(MINIMUM 40 MADE; PLAYER MUST HAVE CONCLUDED HIS CAREER)

| NAME | YEARS | PAT | PATA | PCT |
|---------------------|---------|-----|------|------|
| 1. Jay Mattox | 2013-16 | 137 | 140 | .979 |
| 2. Keith Robinson | 2001-03 | 81 | 83 | .976 |
| 3. Dakota Warren | 2010-12 | 75 | 77 | .974 |
| 4. Reagan Schneider | 2003-06 | 137 | 141 | .972 |
| 5. Marshall Young | 1992-95 | 97 | 100 | .970 |

T INDIVIDUAL LEADERS

| | NAME | YEARS | PAT | PATA | PCT |
|-----|------------------|-------------|-----|------|------|
| 6. | Jose Martinez | 2007-08 | 89 | 92 | .967 |
| 7. | Chris Jacke | 1984-86, 88 | 66 | 69 | .957 |
| 8. | Hugo Castellanos | 1984-87 | 75 | 79 | .949 |
| 9. | Ricky Bishop | 1997-00 | 96 | 103 | .932 |
| 10. | Scott Wedell | 1980-83 | 60 | 65 | .923 |

YEARLY LEADER

| YEAR | NAME | PAT | FG | LG | PTS |
|------|--------------------|-------|-------|-----|-----|
| 1946 | Coleman Huffman | 14-19 | 0 | - | 14 |
| 1947 | Fred Wendt | 7-10 | 0 | - | *7 |
| 1948 | Fred Wendt | 32-45 | 0 | - | *32 |
| 1949 | Jim Davis | 28-38 | 1 | n/a | 31 |
| 1950 | Jim Davis | 31-41 | 0 | - | 31 |
| 1951 | Dick Shinaut | 8-15 | 0 | - | 8 |
| 1952 | Dick Shinaut | 27-33 | 1 | n/a | 30 |
| 1953 | Dick Shinaut | 13-15 | 0 | - | *13 |
| 1954 | Jesse Whittenton | 25-30 | 0 | - | *25 |
| 1955 | Jesse Whittenton | 21-25 | 0 | - | *21 |
| 1956 | Berman Corbell | 19-24 | 2-3 | n/a | 25 |
| 1957 | Don Maynard | 11-18 | 0 | - | *11 |
| 1958 | Bob Laraba | 3-6 | 0 | - | *3 |
| 1959 | Kent Babb | 12-14 | 1-1 | 26 | *15 |
| 1960 | John Furman | 6-7 | 0-0 | - | *6 |
| 1961 | Don Boyce | 6-11 | 0-0 | - | *6 |
| 1962 | Curtis Robertson | 8-9 | 1-3 | 24 | 11 |
| 1963 | Curtis Robertson | 9-13 | 1-2 | 21 | 12 |
| 1964 | Julius Glosson | 2-6 | 0-0 | - | 2 |
| 1965 | Joe Cook | 37-40 | 5-12 | 34 | 58 |
| 1966 | Jerry Waddles | 18-23 | 6-8 | 39 | 36 |
| 1967 | Jerry Waddles | 30-38 | 9-18 | 46 | 57 |
| 1968 | Jerry Waddles | 13-18 | 2-6 | 27 | 19 |
| | Jeff White | 7-7 | 4-8 | 52 | 19 |
| 1969 | Jeff White | 17-19 | 5-16 | 39 | 32 |
| 1970 | Jeff White | 19-25 | 10-19 | 46 | 49 |
| 1971 | Ray Brahm | 14-15 | 4-13 | 36 | 26 |
| 1972 | Jack West | 9-11 | 0-3 | - | *9 |
| 1973 | Bronko Belinchesky | 12-14 | 10-18 | 55 | 42 |
| 1974 | Bronko Belinchesky | 28-31 | 6-14 | 51 | 46 |
| 1975 | Miguel Alvarez | 8-8 | 11-21 | 47 | 41 |
| 1976 | Miguel Alvarez | 13-18 | 9-17 | 55 | 40 |
| 1977 | Miguel Alvarez | 16-19 | 8-16 | 43 | 40 |
| 1978 | Steve Folkner | 13-19 | 2-6 | 47 | 19 |
| 1979 | Steve Folkner | 11-13 | 5-12 | 51 | 26 |
| 1980 | Scott Wedell | 16-18 | 2-7 | 46 | 22 |
| 1981 | Scott Wedell | 15-17 | 7-11 | 58 | 36 |
| 1982 | Scott Wedell | 16-16 | 11-18 | 47 | 49 |
| 1983 | Scott Wedell | 13-14 | 15-20 | 52 | 58 |
| 1984 | Hugo Castellanos | 13-14 | 11-14 | 43 | 46 |
| 1985 | Hugo Castellanos | 12-12 | 11-15 | 50 | 45 |
| 1986 | Hugo Castellanos | 17-18 | 6-9 | 47 | 35 |
| 1987 | Hugo Castellanos | 33-35 | 10-13 | 55 | 63 |
| 1988 | Chris Jacke | 48-48 | 25-27 | 52 | 123 |
| 1989 | Dominick Cefalone | 17-19 | 9-16 | 47 | 44 |
| 1990 | Jason Gillespie | 13-13 | 11-16 | 50 | 46 |
| 1991 | Jason Gillespie | 22-23 | 14-25 | 53 | 64 |
| 1992 | Marshall Young | 26-26 | 8-9 | 47 | 47 |
| 1993 | Marshall Young | 23-24 | 11-13 | 47 | 56 |
| 1994 | Marshall Young | 19-21 | 10-18 | 53 | 49 |
| 1995 | Marshall Young | 29-29 | 6-11 | 45 | 47 |
| 1996 | Jon Olsen | 18-19 | 9-13 | 49 | 45 |
| 1997 | Ola Kimrin | 8-8 | 5-8 | 32 | 23 |
| 1998 | Ricky Bishop | 19-21 | 15-20 | 48 | 64 |
| 1999 | Ricky Bishop | 31-33 | 11-15 | 49 | 64 |
| 2000 | Ricky Bishop | 40-43 | 13-18 | 48 | 79 |
| 2001 | Keith Robinson | 27-28 | 6-10 | 39 | 45 |
| 2002 | Keith Robinson | 28-28 | 8-12 | 59 | 52 |
| 2003 | Keith Robinson | 26-27 | 7-14 | 48 | 47 |
| 2004 | Reagan Schneider | 52-53 | 15-20 | 52 | 97 |
| 2005 | Reagan Schneider | 41-41 | 18-23 | 49 | 95 |
| 2006 | Reagan Schneider | 34-37 | 16-20 | 56 | 82 |
| 2007 | Jose Martinez | 44-46 | 17-20 | 57 | 95 |
| 2008 | Jose Martinez | 45-46 | 20-27 | 64 | 105 |

| | | | | | |
|------|----------------|-------|-------|----|----|
| 2009 | Logan Barrett | 39-41 | 13-18 | 40 | 78 |
| 2010 | Dakota Warren | 42-42 | 12-20 | 57 | 78 |
| 2011 | Dakota Warren | 32-34 | 13-22 | 47 | 71 |
| 2012 | Steven Valadez | 25-27 | 10-15 | 45 | 55 |
| 2013 | Jay Mattox | 32-32 | 7-15 | 45 | 53 |
| 2014 | Jay Mattox | 43-44 | 13-16 | 47 | 82 |
| 2015 | Jay Mattox | 23-24 | 15-19 | 50 | 68 |
| 2016 | Jay Mattox | 39-40 | 5-7 | 48 | 54 |
| 2017 | Brady Viles | 11-12 | 1-4 | 53 | 14 |

* KICKING POINTS ONLY

INTERCEPTIONS

SEASON INTERCEPTIONS

| | NAME | YEAR | YDS | AVG | TD | NO. |
|----|-----------------|------|-----|-------|-----|-----|
| 1. | Charlie West | 1966 | 105 | 9.55 | 1 | 11 |
| 2. | Ken Heineman | 1939 | 133 | 16.63 | n/a | 8 |
| | Owen Price | 1941 | 124 | 15.50 | n/a | 8 |
| 4. | Ron Bostwick | 1965 | 183 | 26.14 | 0 | 7 |
| | Eddie Forkerway | 1978 | 111 | 15.86 | 0 | 7 |
| | Quintin Demps | 2006 | 61 | 8.71 | 0 | 7 |
| 7. | Del Williams | 1960 | 39 | 6.50 | 0 | 6 |
| | Bernard Chapman | 1971 | 71 | 11.83 | 0 | 6 |
| 9. | Gerald Campbell | 1950 | 44 | 8.80 | 0 | 5 |
| | Jimmy Bevers | 1956 | 100 | 20.00 | 1 | 5 |
| | Mike Reynolds | 1970 | 72 | 14.40 | 0 | 5 |
| | Danny Taylor | 1985 | 111 | 22.20 | 1 | 5 |
| | Terry Walker | 1986 | 3 | 0.60 | 0 | 5 |
| | Richie Wright | 1988 | 146 | 29.20 | 2 | 5 |
| | Ken Sale | 1989 | 87 | 17.40 | 1 | 5 |
| | D.J. Walker | 2000 | 79 | 15.80 | 0 | 5 |
| | Adrian Ward | 2004 | 87 | 17.40 | 0 | 5 |
| | Quintin Demps | 2007 | 220 | 44.00 | 2 | 5 |
| | Braxton Amy | 2009 | 72 | 14.40 | 0 | 5 |

CAREER INTERCEPTIONS

| | NAME | YEARS | YDS | AVG | TD | NO. |
|-----|-----------------|-------------|-----|-------|-----|-----|
| 1. | Charlie West | 1965-67 | 233 | 12.26 | 3 | 19 |
| 2. | Quintin Demps | 2004-07 | 404 | 23.76 | 3 | 17 |
| 3. | D.J. Walker | 1999-02 | 222 | 13.88 | 1 | 16 |
| 4. | Terry Walker | 1985-88 | 124 | 8.86 | 0 | 14 |
| 5. | Owen Price | 1938, 40-41 | 171 | 13.15 | 0 | 13 |
| 6. | Ken Heineman | 1937-39 | 193 | 14.85 | n/a | 13 |
| 7. | Ron Bostwick | 1962-65 | 211 | 16.23 | 0 | 13 |
| 8. | Grady Cavness | 1966-68 | 181 | 16.45 | 2 | 11 |
| 9. | Gerald Campbell | 1949-51 | 110 | 11.00 | 0 | 10 |
| 10. | Don Maynard | 1955-57 | 142 | 14.20 | 1 | 10 |
| | Eddie Forkerway | 1977-79 | 111 | 11.10 | 0 | 10 |
| | Braxton Amy | 2006-10 | 124 | 12.40 | 0 | 10 |

SEASON YARDAGE

| | NAME | YEAR | NO. | AVG | TD | YDS |
|-----|-----------------|------|-----|-------|-----|-----|
| 1. | Quintin Demps | 2007 | 5 | 44.00 | 2 | 220 |
| 2. | Ron Bostwick | 1965 | 7 | 26.14 | 0 | 183 |
| 3. | Michael Hicks | 1996 | 4 | 38.00 | 2 | 152 |
| 4. | Richie Wright | 1988 | 5 | 29.20 | 2 | 146 |
| 5. | Travaun Nixon | 2010 | 4 | 35.00 | 0 | 140 |
| 6. | Ken Heineman | 1939 | 8 | 16.63 | n/a | 133 |
| 7. | Owen Price | 1941 | 8 | 15.50 | n/a | 124 |
| 8. | Eddie Forkerway | 1978 | 7 | 15.86 | 0 | 111 |
| | Danny Taylor | 1985 | 5 | 22.20 | 1 | 111 |
| 10. | Don Maynard | 1957 | 3 | 35.67 | 1 | 107 |

CAREER YARDAGE

| | NAME | YEARS | NO. | AVG | TD | YDS |
|----|---------------|---------|-----|-------|----|-----|
| 1. | Quintin Demps | 2004-07 | 17 | 23.76 | 3 | 404 |
| 2. | Richie Wright | 1986-88 | 9 | 28.44 | 3 | 256 |
| 3. | Charlie West | 1965-67 | 19 | 12.26 | 3 | 233 |
| 4. | D.J. Walker | 1999-02 | 16 | 13.88 | 1 | 222 |
| 5. | Ron Bostwick | 1962-65 | 13 | 16.23 | 0 | 211 |
| 6. | Michael Hicks | 1996-97 | 6 | 34.67 | 2 | 208 |



T INDIVIDUAL LEADERS

| | NAME | YEARS | NO. | AVG | TD | YDS |
|-----|------------------|-------------|-----|-------|-----|-----|
| 7. | Ken Heineman | 1937-39 | 13 | 14.85 | n/a | 193 |
| 8. | Grady Cavness | 1966-68 | 11 | 16.45 | 2 | 181 |
| 9. | Owen Price | 1938, 40-41 | 13 | 13.15 | 0 | 171 |
| 10. | Jesse Whittenton | 1952-55 | 9 | 17.89 | 1 | 161 |

SEASON TOUCHDOWNS

| | NAME | YEAR | NO. | YDS | AVG | TD |
|----|---------------|------|-----|-----|-------|----|
| 1. | Richie Wright | 1988 | 5 | 146 | 29.20 | 2 |
| | Otha West | 1991 | 2 | 95 | 47.50 | 2 |
| | Michael Hicks | 1996 | 4 | 152 | 38.00 | 2 |
| | Quintin Demps | 2007 | 5 | 220 | 44.00 | 2 |

Several players tied with one

CAREER TOUCHDOWNS

| | NAME | YEARS | NO. | YDS | AVG | TD |
|----|---------------|---------|-----|-----|-------|----|
| 1. | Charlie West | 1965-67 | 19 | 233 | 12.26 | 3 |
| | Richie Wright | 1986-88 | 9 | 256 | 28.44 | 3 |
| | Quintin Demps | 2004-07 | 17 | 404 | 23.76 | 3 |
| 4. | Michael Hicks | 1996-97 | 6 | 208 | 34.67 | 2 |
| | Grady Cavness | 1966-68 | 11 | 181 | 16.45 | 2 |
| | Otha West | 1990-91 | 3 | 101 | 33.67 | 2 |
| | Joe Fleskoski | 2003-06 | 4 | 135 | 33.75 | 2 |

Several players tied with one

DEFENSIVE

SEASON TOTAL TACKLES

| | NAME | YEAR | SOLO | ASSISTS | TOTAL |
|-----|----------------|------|------|---------|-------|
| 1. | Tony Perea | 1971 | 77 | 115 | 192 |
| 2. | Hal Barnett | 1975 | 107 | 78 | 185 |
| 3. | Don Croft | 1971 | 44 | 112 | 156 |
| 4. | Micheal Comer | 1995 | 98 | 54 | 152 |
| 5. | Barron Wortham | 1993 | 118 | 33 | 151 |
| 6. | Ken Sale | 1989 | 93 | 57 | 150 |
| 7. | Seth Joyner | 1985 | 89 | 60 | 149 |
| 8. | Fred Carr | 1967 | n/a | n/a | 148 |
| 9. | Fred Williams | 1986 | 93 | 55 | 148 |
| 10. | Barron Wortham | 1991 | 94 | 54 | 148 |

CAREER TOTAL TACKLES

| | NAME | YEARS | SOLO | ASSISTS | TOTAL |
|-----|------------------|---------|------|---------|-------|
| 1. | Barron Wortham | 1990-93 | 412 | 143 | 566 |
| 2. | Doug Morgan | 1986-89 | 321 | 202 | 523 |
| 3. | Tony Perea | 1970-72 | 178 | 281 | 459 |
| 4. | Raymond Morris | 1980-83 | 223 | 235 | 458 |
| 5. | Robert Rodriguez | 2001-04 | 262 | 181 | 443 |
| 6. | Micheal Comer | 1993-96 | 276 | 161 | 437 |
| 7. | Fred Carr | 1965-67 | 228 | 182 | 410 |
| 8. | Hal Barnett | 1974-76 | 247 | 160 | 407 |
| 9. | Pete Shufelt | 1989-93 | 236 | 149 | 385 |
| 10. | Fred Williams | 1983-86 | 198 | 177 | 375 |

SEASON SOLO TACKLES

| | NAME | YEAR | SOLO |
|-----|------------------------|------|------|
| 1. | Barron Wortham | 1993 | 118 |
| 2. | Barron Wortham | 1992 | 108 |
| 3. | Hal Barnett | 1975 | 107 |
| 4. | Michael Comer | 1995 | 98 |
| 5. | Barron Wortham | 1991 | 94 |
| | Dale Kirry | 1998 | 94 |
| 7. | Ken Sale | 1989 | 93 |
| | Fred Williams | 1986 | 93 |
| | D.J. Walker | 2002 | 93 |
| 10. | Barron Wortham | 1990 | 92 |
| | Halakilangi Muagututia | 1997 | 92 |

CAREER SOLO TACKLES

| | NAME | YEARS | SOLO |
|-----|------------------|---------|------|
| 1. | Barron Wortham | 1990-93 | 412 |
| 2. | Doug Morgan | 1986-89 | 321 |
| 3. | Micheal Comer | 1993-96 | 276 |
| 4. | Robert Rodriguez | 2001-04 | 262 |
| 5. | Hal Barnett | 1974-76 | 247 |
| 6. | Pete Shufelt | 1989-93 | 236 |
| 7. | Fred Carr | 1965-67 | 228 |
| | D.J. Walker | 1999-02 | 228 |
| 9. | Raymond Morris | 1980-83 | 223 |
| 10. | Dale Kirry | 1995-98 | 212 |

SEASON SACKS

| | NAME | YEAR | SACKS |
|----|-----------------|------|-------|
| 1. | Melvin Besses | 1979 | 11.0 |
| 2. | Menson Holloway | 2000 | 10.5 |
| 3. | Ricky Massey | 1991 | 10.0 |
| 4. | Brian Young | 1999 | 8.0 |
| | Thomas Howard | 2004 | 8.0 |
| | Chris Mineo | 2004 | 8.0 |
| 7. | Elroy Stoglin | 1976 | 7.0 |
| | Gonzalo Floyd | 1990 | 7.0 |
| | Gonzalo Floyd | 1991 | 7.0 |
| | Pat Cannon | 1991 | 7.0 |

CAREER SACKS

| | NAME | YEARS | SACKS |
|-----|-----------------|-------------|-------|
| 1. | Gonzalo Floyd | 1990-91, 93 | 20.0 |
| 2. | Chris Mineo | 2002-05 | 16.5 |
| 3. | Herman Whiting | 1979-82 | 16.0 |
| 4. | Melvin Besses | 1979-81 | 15.0 |
| | Alvin Jones | 2014-17 | 15.0 |
| 6. | Brian Young | 1995, 97-99 | 14.5 |
| 7. | Alex Obomese | 2003-06 | 14.0 |
| 8. | Thomas Howard | 2002-05 | 13.0 |
| | Justin Hanel | 2003-06 | 13.0 |
| 10. | Menson Holloway | 1997-00 | 12.5 |

SEASON TACKLES FOR LOSSES

| | NAME | YEAR | TFL |
|----|------------------|------|------|
| 1. | Lucien Johnson | 1975 | 17.0 |
| | Elroy Stoglin | 1976 | 17.0 |
| | Gonzalo Floyd | 1993 | 17.0 |
| 4. | Brian Young | 1999 | 16.0 |
| | Robert Rodriguez | 2004 | 16.0 |
| 6. | Menson Holloway | 2000 | 15.0 |
| | Gonzalo Floyd | 1991 | 15.0 |
| | Tony Tolbert | 1988 | 15.0 |
| 9. | Troy Collavo | 2005 | 14.5 |
| | Jeremy Jones | 2005 | 14.5 |
| | Alvin Jones | 2015 | 14.5 |

CAREER TACKLES FOR LOSSES

| | NAME | YEARS | TFL |
|-----|------------------|-------------|------|
| 1. | Barron Wortham | 1990-93 | 45.0 |
| 2. | Gonzalo Floyd | 1990-91, 93 | 41.0 |
| 3. | Alvin Jones | 2014-17 | 40.0 |
| 4. | Thomas Howard | 2002-05 | 34.0 |
| 5. | Robert Rodriguez | 2001-04 | 33.0 |
| 6. | Brian Young | 1995, 97-99 | 32.0 |
| 7. | Elroy Stoglin | 1975-78 | 31.0 |
| | Pete Shufelt | 1989-93 | 31.0 |
| | Micheal Comer | 1993-96 | 31.0 |
| 10. | Chris Mineo | 2002-05 | 30.5 |
| | Jeremy Jones | 2003-07 | 30.5 |

INDIVIDUAL LEADERS

SEASON PASSES BREAKUPS

| NAME | YEAR | PBU |
|--------------------|------|-----|
| 1. Darius Ellison | 1998 | 14 |
| 2. Anthony Hooks | 1992 | 13 |
| Nick Salinas | 1999 | 13 |
| 4. Robert Murray | 1984 | 12 |
| Weldon Cooks | 2000 | 12 |
| Adrian Ward | 2004 | 12 |
| Travaun Nixon | 2010 | 12 |
| 8. Jahmal Fenner | 2003 | 11 |
| Antwon Blake | 2010 | 11 |
| Nik Needham | 2016 | 11 |

CAREER PASS BREAKUPS

| NAME | YEARS | PBU |
|-----------------------|---------|-----|
| 1. Jahmal Fenner | 2001-04 | 25 |
| 2. Nik Needham | 2015-PR | 24 |
| Robert Murray | 1983-86 | 24 |
| Anthony Hooks | 1989-92 | 24 |
| Cornelius Brown | 2006-09 | 24 |
| D.J. Walker | 1999-02 | 24 |
| Quintin Demps | 2004-07 | 24 |
| 8. Darius Ellison | 1995-98 | 23 |
| Weldon Cooks | 1999-02 | 23 |
| 10. DeShawn Grayson | 2009-12 | 21 |

SEASON HURRIES

| NAME | YEAR | HURRIES |
|--------------------|------|---------|
| 1. Menson Holloway | 2000 | 31 |
| 2. Rick Fette | 2002 | 21 |
| 3. Brian Young | 1999 | 20 |
| Jeremy Castillo | 2002 | 20 |
| 5. Karmul High | 2000 | 17 |

CAREER HURRIES

| NAME | YEARS | HURRIES |
|--------------------|---------|---------|
| 1. Karmul High | 1999-02 | 35 |
| Rick Fette | 1999-02 | 35 |
| 3. Dan Kerr | 2000-03 | 33 |
| 4. Menson Holloway | 1997-00 | 32 |
| 5. Alex Obomese | 2003-06 | 23 |

SEASON FUMBLES RECOVERED

| NAME | YEAR | FR |
|---------------|------|----|
| 1. Gene Mack | 1970 | 5 |
| W.C. Paige | 1974 | 5 |
| Darrell Sneed | 1978 | 5 |

Several players tied with four

CAREER FUMBLES RECOVERED

| NAME | YEARS | FR |
|----------------------|---------|----|
| 1. LaFreddie Coleman | 1972-74 | 9 |
| 2. Tony Perea | 1970-72 | 8 |
| 3. Gene Mack | 1968-70 | 7 |
| Harold Sampson | 1974-77 | 7 |
| Eddie Forkerway | 1976-79 | 7 |
| Raymond Morris | 1980-83 | 7 |

SEASON FORCED FUMBLES

| NAME | YEAR | FF |
|-------------------|------|----|
| 1. Lucien Johnson | 1975 | 10 |
| 2. Ross Puritty | 1988 | 5 |
| Hal Barnett | 1975 | 5 |

Several players tied with four

CAREER FORCED FUMBLES

| NAME | YEARS | FF |
|-------------------|---------|----|
| 1. Lucien Johnson | 1975-76 | 13 |
| 2. Micheal Comer | 1993-96 | 9 |
| 3. Hal Barnett | 1974-76 | 8 |
| Ross Puritty | 1986-89 | 8 |

| | | |
|------------------|---------|---|
| 5. Jeremy Jones | 2003-07 | 7 |
| 6. Trey Merkens | 1997-00 | 6 |
| Robert Rodriguez | 2001-04 | 6 |

SEASON KICKS BLOCKED

| NAME | YEAR | BLK |
|------------------|------|-----|
| 1. Robert Murray | 1986 | 3 |

Several players tied with two

CAREER KICKS BLOCKED

| NAME | YEARS | BLK |
|------------------|---------|-----|
| 1. Robert Murray | 1983-86 | 3 |
| Chris Mineo | 2002-04 | 3 |
| Quintin Demps | 2004-07 | 3 |

Several players tied with two

YEARLY LEADER

| YEAR | NAME | UT | AT | TOTAL |
|------|------------------------|-----|-----|-------|
| 1969 | Jim Sanson | 40 | 70 | 110 |
| 1970 | Jim Sanson | 56 | 85 | 141 |
| 1971 | Tony Perea | 77 | 115 | 192 |
| 1972 | Tony Perea | 46 | 93 | 139 |
| 1973 | Butch Wade | 28 | 74 | 102 |
| 1974 | Shannon Thompson | 73 | 59 | 132 |
| 1975 | Hal Barnett | 107 | 78 | 185 |
| 1976 | Hal Barnett | 72 | 49 | 121 |
| 1977 | Michael Young | 31 | 62 | 93 |
| 1978 | Larry Moore | 62 | 49 | 111 |
| 1979 | Larry Moore | 25 | 75 | 100 |
| 1980 | Raymond Morris | 47 | 49 | 96 |
| 1981 | Raymond Morris | 47 | 55 | 102 |
| 1982 | Raymond Morris | 56 | 66 | 122 |
| 1983 | Raymond Morris | 73 | 65 | 138 |
| 1984 | Seth Joyner | 41 | 57 | 98 |
| 1985 | Seth Joyner | 89 | 60 | 149 |
| 1986 | Fred Williams | 93 | 55 | 148 |
| 1987 | Doug Morgan | 76 | 60 | 136 |
| 1988 | Ken Sale | 85 | 44 | 129 |
| 1989 | Ken Sale | 93 | 57 | 150 |
| 1990 | Barron Wortham | 92 | 37 | 129 |
| 1991 | Barron Wortham | 94 | 54 | 148 |
| 1992 | Barron Wortham | 108 | 30 | 138 |
| 1993 | Barron Wortham | 118 | 33 | 151 |
| 1994 | Micheal Comer | 89 | 53 | 142 |
| 1995 | Micheal Comer | 98 | 54 | 152 |
| 1996 | Micheal Comer | 65 | 45 | 110 |
| 1997 | Halakilangi Muagututia | 92 | 22 | 114 |
| 1998 | Dale Kirry | 94 | 38 | 132 |
| 1999 | Brian Young | 84 | 37 | 121 |
| 2000 | Trey Merkens | 70 | 42 | 112 |
| 2001 | Robert Rodriguez | 77 | 60 | 137 |
| 2002 | D.J. Walker | 93 | 23 | 116 |
| 2003 | Robert Rodriguez | 70 | 65 | 135 |
| 2004 | Robert Rodriguez | 82 | 39 | 121 |
| 2005 | Jeremy Jones | 61 | 69 | 130 |
| 2006 | Troy Collavo | 42 | 83 | 125 |
| 2007 | Braxton Amy | 82 | 30 | 112 |
| 2008 | Adam Vincent | 45 | 65 | 110 |
| 2009 | Da'Mon Cromartie-Smith | 49 | 60 | 109 |
| 2010 | Wiston Jeune | 45 | 44 | 89 |
| 2011 | Jeremy Springer | 31 | 39 | 70 |
| 2012 | Josh Fely | 44 | 68 | 112 |
| 2013 | Devin Cockrell | 46 | 30 | 76 |
| 2014 | Wesley Miller | 48 | 32 | 80 |
| 2015 | Alvin Jones | 48 | 45 | 93 |
| 2016 | Alvin Jones | 44 | 49 | 93 |
| 2017 | Alvin Jones | 47 | 55 | 102 |



T INDIVIDUAL LEADERS

PUNTING

SEASON PUNTS

| | NAME | YEAR | YDS | AVG | LG | NO. |
|-----|-------------------|------|-------|-------|-----|-----|
| 1. | Steve Folkner | 1980 | 3,759 | 40.42 | n/a | 93 |
| 2. | Rick Padia | 1981 | 3,593 | 41.30 | 70 | 87 |
| 3. | Lonnie Crittenden | 1973 | 3,564 | 41.44 | 84 | 86 |
| 4. | Steve Folkner | 1979 | 3,543 | 42.18 | 83 | 84 |
| 5. | Jerry Walker | 1977 | 3,248 | 41.11 | n/a | 79 |
| | Alan Luna | 2017 | 3,483 | 44.08 | 65 | 79 |
| 7. | Lance Brownlee | 1989 | 3,138 | 40.23 | 64 | 78 |
| 8. | Jerry Walker | 1978 | 3,142 | 40.81 | n/a | 77 |
| 9. | Mike Walker | 1974 | 3,079 | 41.05 | 62 | 75 |
| 10. | Tom Galloway | 1968 | 3,014 | 40.19 | 64 | 75 |

CAREER PUNTS

| | NAME | YEARS | YDS | AVG | LG | NO. |
|-----|----------------|-------------|--------|-------|-----|-----|
| 1. | Jerry Walker | 1975-78 | 12,193 | 40.92 | 73 | 298 |
| 2. | Bryce Benekos | 2001-04 | 10,468 | 41.21 | 76 | 254 |
| 3. | Alan Luna | 2015-17 | 8,910 | 43.25 | 69 | 206 |
| 4. | Lance Brownlee | 1987-90 | 8,295 | 40.66 | 68 | 204 |
| 5. | Steve Folkner | 1978-80 | 7,677 | 41.27 | 83 | 186 |
| 6. | Ian Campbell | 2010-12 | 7,328 | 44.41 | 72 | 165 |
| 7. | Rick Padia | 1981-82 | 6,380 | 40.90 | 70 | 156 |
| 8. | Jon Olsen | 1995-96 | 5,452 | 39.22 | 62 | 139 |
| 9. | Tom Galloway | 1967-68 | 5,664 | 41.34 | 64 | 137 |
| 10. | Fred Wendt | 1942, 46-48 | 5,127 | 40.69 | n/a | 126 |

SEASON YARDS

| | NAME | YEAR | NO. | AVG | LG | YDS |
|-----|-------------------|------|-----|-------|-----|-------|
| 1. | Steve Folkner | 1980 | 93 | 40.42 | n/a | 3,759 |
| 2. | Rick Padia | 1981 | 87 | 41.30 | 70 | 3,593 |
| 3. | Lonnie Crittenden | 1973 | 86 | 41.44 | 84 | 3,564 |
| 4. | Steve Folkner | 1979 | 84 | 42.18 | 83 | 3,543 |
| 5. | Alan Luna | 2017 | 79 | 44.08 | 65 | 3,483 |
| 6. | Jerry Walker | 1977 | 79 | 41.11 | n/a | 3,248 |
| 7. | Jerry Walker | 1978 | 77 | 40.81 | n/a | 3,142 |
| 8. | Lance Brownlee | 1989 | 78 | 40.23 | 64 | 3,138 |
| 9. | Bryce Benekos | 2003 | 70 | 44.07 | 76 | 3,085 |
| 10. | Mike Walker | 1974 | 75 | 41.05 | 62 | 3,079 |

CAREER YARDS

| | NAME | YEARS | NO. | AVG | LG | YDS |
|-----|----------------|-------------|-----|-------|-----|--------|
| 1. | Jerry Walker | 1975-78 | 298 | 40.92 | 73 | 12,193 |
| 2. | Bryce Benekos | 2001-04 | 254 | 41.21 | 76 | 10,468 |
| 3. | Alan Luna | 2015-17 | 206 | 43.25 | 69 | 8,910 |
| 4. | Lance Brownlee | 1987-90 | 204 | 40.66 | 68 | 8,295 |
| 5. | Steve Folkner | 1978-80 | 186 | 41.27 | 83 | 7,677 |
| 6. | Ian Campbell | 2010-12 | 165 | 44.41 | 72 | 7,328 |
| 7. | Rick Padia | 1981-82 | 156 | 40.90 | 70 | 6,380 |
| 8. | Tom Galloway | 1967-68 | 137 | 41.34 | 64 | 5,664 |
| 9. | Jon Olsen | 1995-96 | 139 | 39.22 | 62 | 5,452 |
| 10. | Fred Wendt | 1942, 46-48 | 126 | 40.69 | n/a | 5,127 |

SEASON AVERAGE (MINIMUM 25 PUNTS)

| | NAME | YEAR | NO. | YDS | LG | AVG |
|-----|---------------|------|-----|-------|-----|-------|
| 1. | Owen Price | 1940 | 30 | 1,440 | 85 | 48.00 |
| 2. | Ed Bunn | 1992 | 41 | 1,955 | 73 | 47.68 |
| 3. | Ian Campbell | 2011 | 48 | 2,214 | 71 | 46.13 |
| 4. | Owen Price | 1941 | 40 | 1,813 | n/a | 45.33 |
| 5. | Ian Campbell | 2010 | 51 | 2,300 | 72 | 45.10 |
| 6. | Alan Luna | 2015 | 65 | 2,885 | 61 | 44.38 |
| 7. | Alan Luna | 2017 | 79 | 3,483 | 65 | 44.08 |
| 8. | Bryce Benekos | 2003 | 70 | 3,085 | 76 | 44.07 |
| 9. | Bryce Benekos | 2004 | 62 | 2,732 | 74 | 44.06 |
| 10. | Kyle Petersen | 2008 | 46 | 1,978 | 60 | 43.00 |

CAREER AVERAGE

(MINIMUM 65 PUNTS; PLAYER MUST HAVE CONCLUDED HIS CAREER)

| | NAME | YEARS | NO. | YDS | LG | AVG |
|-----|---------------|-------------|-----|--------|-----|-------|
| 1. | Owen Price | 1938, 40-41 | 76 | 3,552 | 85 | 46.74 |
| 2. | Ed Bunn | 1991-92 | 104 | 4,630 | 83 | 44.52 |
| 3. | Ian Campbell | 2010-12 | 165 | 7,328 | 72 | 44.41 |
| 4. | Alan Luna | 2015-17 | 206 | 8,910 | 69 | 44.25 |
| 5. | Kyle Petersen | 2007-09 | 100 | 4,192 | 60 | 41.92 |
| | Milke Ruggles | 2013-14 | 79 | 3,312 | 73 | 41.92 |
| 7. | Gary Keithley | 1971-72 | 117 | 4,889 | 73 | 41.79 |
| 8. | Tom Galloway | 1967-68 | 137 | 5,664 | n/a | 41.34 |
| 9. | Steve Folkner | 1978-80 | 186 | 7,677 | 83 | 41.27 |
| 10. | Bryce Benekos | 2001-04 | 254 | 10,468 | 76 | 41.21 |

YEARLY LEADER

| YEAR | NAME | NO. | YDS | AVG |
|------|-------------------|-----|-------|------|
| 1940 | Owen Price | 30 | 1,440 | 48.0 |
| 1941 | Owen Price | 40 | 1,813 | 45.3 |
| 1942 | Vic Clark | 34 | 1,312 | 38.6 |
| 1946 | Fred Wendt | 46 | 1,969 | 42.8 |
| 1947 | Fred Wendt | 52 | 2,071 | 39.8 |
| 1948 | Fred Wendt | 28 | 1,087 | 38.8 |
| 1949 | Sonny Holderman | 39 | 1,382 | 35.4 |
| 1950 | John Connell | 44 | 1,708 | 38.8 |
| 1951 | John Connell | 45 | 1,627 | 36.0 |
| 1952 | Dick Shinaut | 69 | 2,540 | 36.8 |
| 1953 | John Howle | 30 | 965 | 32.2 |
| 1954 | John Howle | 32 | 1,180 | 36.9 |
| 1955 | John Howle | 37 | 1,307 | 35.3 |
| 1956 | Bob Laraba | 22 | 811 | 36.9 |
| 1957 | Charlie Ward | 14 | 508 | 36.3 |
| 1958 | Bob Laraba | 32 | 1,239 | 38.7 |
| 1959 | Willie Vasquez | 23 | 1,020 | 44.4 |
| 1960 | Willie Vasquez | 35 | 1,487 | 42.5 |
| 1961 | John Furman | 50 | 1,870 | 37.4 |
| 1962 | Bob Mortimer | 43 | 1,706 | 39.7 |
| 1963 | Curt Parsons | 52 | 2,010 | 38.7 |
| 1964 | Curt Parsons | 32 | 1,156 | 36.1 |
| 1965 | Don Davis | 57 | 2,319 | 40.7 |
| 1966 | Don Davis | 62 | 2,455 | 39.6 |
| 1967 | Tom Galloway | 62 | 2,650 | 42.4 |
| 1968 | Tom Galloway | 75 | 3,014 | 40.2 |
| 1969 | Jeff White | 69 | 2,782 | 40.3 |
| 1970 | Jeff White | 55 | 2,171 | 39.5 |
| 1971 | Gary Keithley | 70 | 2,889 | 41.3 |
| 1972 | Gary Keithley | 47 | 2,000 | 42.6 |
| 1973 | Lonnie Crittenden | 86 | 3,564 | 41.4 |
| 1974 | Mike Walker | 75 | 3,079 | 41.1 |
| 1975 | Jerry Walker | 71 | 3,031 | 42.7 |
| 1976 | Jerry Walker | 71 | 2,772 | 39.0 |
| 1977 | Jerry Walker | 79 | 3,248 | 41.1 |
| 1978 | Jerry Walker | 77 | 3,142 | 40.8 |
| 1979 | Steve Folkner | 84 | 3,543 | 42.2 |
| 1980 | Steve Folkner | 93 | 3,759 | 40.4 |
| 1981 | Rick Padia | 87 | 3,593 | 41.3 |
| 1982 | Rick Padia | 69 | 2,787 | 40.4 |
| 1983 | Hector Salazar | 70 | 2,791 | 39.9 |
| 1984 | Jay Cleveland | 61 | 2,303 | 37.8 |
| 1985 | Henry Castellanos | 61 | 2,568 | 42.1 |
| 1986 | Arnie Adkison | 28 | 1,066 | 38.1 |
| 1987 | Arnie Adkison | 57 | 2,179 | 38.2 |
| 1988 | Lance Brownlee | 58 | 2,432 | 41.9 |
| 1989 | Lance Brownlee | 78 | 3,138 | 40.2 |
| 1990 | Lance Brownlee | 67 | 2,682 | 40.0 |
| 1991 | Ed Bunn | 63 | 2,675 | 42.5 |
| 1992 | Ed Bunn | 41 | 1,955 | 47.7 |
| 1993 | Marshall Young | 41 | 1,599 | 39.0 |
| 1994 | Marshall Young | 66 | 2,629 | 39.8 |
| 1995 | Jon Olsen | 68 | 2,689 | 39.5 |
| 1996 | Jon Olsen | 71 | 2,763 | 38.9 |

INDIVIDUAL LEADERS

| YEAR | NAME | NO. | YDS | AVG |
|------|----------------|-----|-------|------|
| 1997 | Matthew Finley | 63 | 2,494 | 39.6 |
| 1998 | Matthew Finley | 60 | 2,341 | 39.0 |
| 1999 | Glen Beard | 62 | 2,463 | 39.7 |
| 2000 | Glen Beard | 54 | 2,229 | 41.3 |
| 2001 | Bryce Benekos | 52 | 1,796 | 34.5 |
| 2002 | Bryce Benekos | 70 | 2,855 | 40.8 |
| 2003 | Bryce Benekos | 70 | 3,085 | 44.1 |
| 2004 | Bryce Benekos | 62 | 2,732 | 44.1 |
| 2005 | Ryan Hotchkiss | 45 | 1,739 | 38.6 |
| 2006 | Ryan Hotchkiss | 50 | 1,813 | 36.3 |
| 2007 | Kyle Petersen | 51 | 2,075 | 40.7 |
| 2008 | Kyle Petersen | 46 | 1,978 | 43.0 |
| 2009 | Greg Hiatt | 60 | 2,564 | 42.7 |
| 2010 | Ian Campbell | 51 | 2,300 | 45.1 |
| 2011 | Ian Campbell | 48 | 2,214 | 46.1 |
| 2012 | Ian Campbell | 66 | 2,814 | 42.6 |
| 2013 | Mike Ruggles | 56 | 2,239 | 40.0 |
| 2014 | Jay Mattox | 41 | 1,687 | 41.1 |
| 2015 | Alan Luna | 65 | 2,885 | 44.4 |
| 2016 | Alan Luna | 62 | 2,542 | 41.0 |
| 2017 | Alan Luna | 79 | 3,483 | 44.1 |

PUNT RETURNS

SEASON AVERAGE
(MINIMUM 10 RETURNS OR 1.2 RETURNS PER GAME)

| NAME | YEAR | NO. | YDS | TD | AVG |
|-----------------------------|------|-----|-----|----|-------|
| 1. Hugh Harman | 1956 | 12 | 292 | 3 | 24.33 |
| 2. Johnnie Lee Higgins, Jr. | 2006 | 12 | 281 | 2 | 23.42 |
| 3. Reg Matthews | 1966 | 19 | 367 | 2 | 19.32 |
| 4. Tom Steele | 1948 | 14 | 247 | 0 | 17.64 |
| 5. Bob Wallace | 1965 | 13 | 224 | 1 | 17.23 |
| 6. Gerald Campbell | 1951 | 25 | 396 | 1 | 15.84 |
| 7. Jahmal Fenner | 2004 | 21 | 324 | 1 | 15.43 |
| 8. Mike Reynolds | 1970 | 25 | 375 | 2 | 15.00 |
| 9. Ben Carnell | 1947 | 11 | 150 | 0 | 13.64 |
| 10. Reg Matthews | 1967 | 20 | 270 | 1 | 13.50 |

CAREER AVERAGE
(MINIMUM 30 RETURNS; PLAYER MUST HAVE CONCLUDED HIS CAREER)

| NAME | YEARS | NO. | YDS | TD | AVG |
|-----------------------------|-------------|-----|-----|----|-------|
| 1. Hugh Harman | 1953-56 | 36 | 626 | 5 | 17.39 |
| 2. Johnnie Lee Higgins, Jr. | 2003-06 | 30 | 451 | 2 | 15.03 |
| 3. Reg Matthews | 1966-68 | 46 | 667 | 3 | 14.50 |
| 4. Mike Reynolds | 1969-70 | 32 | 434 | 2 | 13.56 |
| 5. Ed Smith | 1942, 46-47 | 38 | 480 | 1 | 12.63 |
| 6. Gerald Campbell | 1949-51 | 73 | 874 | 2 | 11.97 |
| 7. Jahmal Fenner | 2001-04 | 86 | 917 | 1 | 10.66 |
| 8. Delbert Allen | 1980-83 | 41 | 390 | 1 | 9.51 |
| 9. Javier Sanchez | 1996-00 | 73 | 615 | 0 | 8.42 |
| 10. Charlie West | 1965-67 | 57 | 451 | 0 | 7.91 |

SEASON RETURNS

| NAME | YEAR | YDS | AVG | TD | NO. |
|---------------------|------|-----|-------|----|-----|
| 1. Ansel Littlejohn | 1990 | 165 | 5.50 | 0 | 30 |
| 2. Al Kimball | 1971 | 181 | 6.24 | 0 | 29 |
| 3. Javier Sanchez | 1997 | 241 | 8.93 | 0 | 27 |
| 4. Charlie West | 1967 | 295 | 11.35 | 0 | 26 |
| Javier Sanchez | 2000 | 170 | 6.54 | 0 | 26 |
| Damian Payne | 2014 | 139 | 5.35 | 0 | 26 |
| 7. Gerald Campbell | 1951 | 396 | 15.84 | 1 | 25 |
| Mike Reynolds | 1970 | 375 | 15.00 | 2 | 25 |
| Ansel Littlejohn | 1991 | 231 | 9.24 | 1 | 25 |
| Jahmal Fenner | 2002 | 223 | 8.92 | 0 | 25 |
| Charlie West | 1966 | 121 | 4.84 | 0 | 25 |

CAREER RETURNS

| NAME | YEARS | YDS | AVG | TD | NO. |
|---------------------|-------------|-----|-------|----|-----|
| 1. Jahmal Fenner | 2001-04 | 917 | 10.66 | 1 | 86 |
| 2. Gerald Campbell | 1949-51 | 874 | 11.97 | 2 | 73 |
| 3. Javier Sanchez | 1996-00 | 615 | 8.42 | 0 | 73 |
| 4. Charlie West | 1965-67 | 451 | 7.91 | 0 | 57 |
| 5. Ansel Littlejohn | 1990-91 | 396 | 7.20 | 1 | 55 |
| 6. Reg Matthews | 1966-68 | 667 | 14.50 | 3 | 46 |
| 7. Bubba Garcia | 1976-79 | 206 | 4.90 | 0 | 42 |
| 8. Delbert Allen | 1980-83 | 390 | 9.51 | 1 | 41 |
| 9. Ed Smith | 1942, 46-48 | 480 | 12.63 | 1 | 38 |
| 10. Hugh Harman | 1953-56 | 626 | 17.39 | 5 | 36 |
| Vernon Cooks | 1987-89 | 245 | 6.81 | 0 | 36 |

SEASON YARDS

| NAME | YEAR | NO. | AVG | TD | YDS |
|-----------------------------|------|-----|-------|----|-----|
| 1. Gerald Campbell | 1951 | 25 | 15.84 | 1 | 396 |
| 2. Mike Reynolds | 1970 | 25 | 15.00 | 2 | 375 |
| 3. Reg Matthews | 1966 | 19 | 19.32 | 2 | 367 |
| 4. Jahmal Fenner | 2004 | 21 | 15.43 | 1 | 324 |
| 5. Charlie West | 1967 | 26 | 11.35 | 0 | 295 |
| 6. Hugh Harman | 1956 | 12 | 24.33 | 3 | 292 |
| 7. Gerald Campbell | 1949 | 24 | 11.83 | 1 | 284 |
| 8. Johnnie Lee Higgins, Jr. | 2006 | 12 | 23.42 | 2 | 281 |
| 9. Reg Matthews | 1967 | 20 | 13.50 | 1 | 270 |
| 10. Ed Smith | 1947 | 22 | 11.36 | 1 | 250 |

CAREER YARDS

| NAME | YEARS | NO. | YDS | AVG | TD |
|--------------------------|-------------|-----|-------|-----|-----|
| 1. Jahmal Fenner | 2001-04 | 86 | 10.66 | 1 | 917 |
| 2. Gerald Campbell | 1949-51 | 73 | 11.97 | 2 | 874 |
| 3. Reg Matthews | 1966-68 | 46 | 14.50 | 3 | 667 |
| 4. Hugh Harman | 1953-56 | 36 | 17.39 | 5 | 626 |
| 5. Javier Sanchez | 1996-00 | 73 | 8.42 | 0 | 615 |
| 6. Ed Smith | 1942, 46-47 | 38 | 12.63 | 1 | 480 |
| 7. Charlie West | 1965-67 | 57 | 7.91 | 0 | 451 |
| Johnnie Lee Higgins, Jr. | 2003-06 | 30 | 15.03 | 2 | 451 |
| 9. Mike Reynolds | 1969-70 | 32 | 13.56 | 2 | 434 |
| 10. Ansel Littlejohn | 1990-91 | 55 | 7.20 | 1 | 396 |

SEASON TOUCHDOWNS

| NAME | YEAR | TD |
|------------------|------|----|
| 1. Hugh Harman | 1956 | 3 |
| 2. Mike Reynolds | 1970 | 2 |
| Reg Matthews | 1966 | 2 |

Several players tied with one

CAREER TOUCHDOWNS

| NAME | YEARS | TD |
|--------------------------|---------|----|
| 1. Hugh Harman | 1953-56 | 5 |
| 2. Reg Matthews | 1966-68 | 3 |
| 3. Gerald Campbell | 1949-51 | 2 |
| Mike Reynolds | 1969-70 | 2 |
| Chuck Hughes | 1964-66 | 2 |
| Bob Forrest | 1954-57 | 2 |
| Johnnie Lee Higgins, Jr. | 2003-06 | 2 |

Several players tied with one

YEARLY LEADER

| YEAR | NAME | NO. | YDS | AVG | TD |
|------|-----------------|-----|-----|-------|----|
| 1940 | Owen Price | 15 | 189 | 12.60 | 0 |
| 1941 | Owen Price | 8 | 120 | 15.00 | 0 |
| 1942 | Ed Smith | 7 | 96 | 13.71 | 0 |
| 1946 | Ed Smith | 9 | 134 | 14.89 | 0 |
| 1947 | Ed Smith | 22 | 250 | 11.36 | 1 |
| 1948 | Tom Steele | 14 | 247 | 17.64 | 0 |
| 1949 | Gerald Campbell | 24 | 284 | 11.83 | 1 |
| 1950 | Gerald Campbell | 24 | 194 | 8.08 | 0 |
| 1951 | Gerald Campbell | 25 | 396 | 15.84 | 1 |
| 1952 | Noel McCormick | 15 | 95 | 6.33 | 0 |

INDIVIDUAL LEADERS

| YEAR | NAME | NO. | YDS | AVG | TD |
|------|--------------------------|-----|-----|-------|----|
| 1953 | Hugh Harman | 9 | 100 | 9.09 | 0 |
| 1954 | Bob Coleman | 9 | 95 | 10.56 | 0 |
| 1955 | Jesse Whittenton | 10 | 125 | 12.50 | 0 |
| 1956 | Hugh Harman | 12 | 292 | 24.33 | 3 |
| 1957 | Don Maynard | 7 | 98 | 14.00 | 0 |
| 1958 | Charles Bradshaw | 10 | 87 | 8.70 | 0 |
| 1959 | Kent Babb | 8 | 53 | 6.63 | 0 |
| 1960 | Charles Bradshaw | 11 | 121 | 11.00 | 0 |
| 1961 | Del Williams | 6 | 31 | 5.17 | 0 |
| 1962 | Louis James | 13 | 130 | 10.00 | 0 |
| 1963 | Louis James | 12 | 97 | 8.08 | 0 |
| 1964 | Chuck Hughes | 5 | 133 | 26.60 | 1 |
| 1965 | Bob Wallace | 13 | 224 | 17.23 | 1 |
| 1966 | Reggie Matthews | 19 | 367 | 19.32 | 2 |
| 1967 | Charlie West | 26 | 295 | 11.35 | 0 |
| 1968 | Jim Fabish | 14 | 151 | 10.79 | 0 |
| 1969 | Ken Koval | 14 | 113 | 8.07 | 0 |
| 1970 | Mike Reynolds | 25 | 375 | 15.00 | 2 |
| 1971 | Al Kimball | 29 | 181 | 6.24 | 0 |
| 1972 | Richard Threatt | 7 | 139 | 19.86 | 0 |
| 1973 | Lonnie Crittenden | 5 | 7 | 1.40 | 0 |
| 1974 | Art Belvin | 12 | 102 | 8.50 | 0 |
| 1975 | Harold Johnson | 18 | 30 | 1.67 | 0 |
| 1976 | David Crow | 17 | 58 | 3.41 | 0 |
| 1977 | Bubba Garcia | 13 | 58 | 4.46 | 0 |
| 1978 | Bubba Garcia | 13 | 77 | 5.92 | 0 |
| 1979 | Bubba Garcia | 12 | 58 | 4.83 | 0 |
| 1980 | Delbert Allen | 24 | 247 | 10.29 | 1 |
| 1981 | Delbert Allen | 11 | 42 | 10.50 | 0 |
| 1982 | Delbert Allen | 13 | 101 | 7.77 | 0 |
| 1983 | Derrick Smith | 10 | 84 | 8.40 | 0 |
| 1984 | Larry Linne | 15 | 73 | 4.87 | 0 |
| 1985 | Luther Johnson | 7 | 35 | 5.00 | 0 |
| 1986 | Mark Mariani | 12 | 100 | 8.33 | 0 |
| 1987 | Luther Johnson | 17 | 100 | 5.88 | 0 |
| 1988 | Vernon Cooks | 20 | 118 | 5.90 | 0 |
| 1989 | Vernon Cooks | 14 | 110 | 7.86 | 0 |
| 1990 | Ansel Littlejohn | 30 | 165 | 5.50 | 0 |
| 1991 | Ansel Littlejohn | 25 | 231 | 9.24 | 0 |
| 1992 | John Haqq | 11 | 71 | 6.45 | 0 |
| 1993 | Nick Estrada | 10 | 21 | 2.10 | 0 |
| 1994 | Omar Durham | 14 | 48 | 3.43 | 0 |
| 1995 | Ray Bailie | 17 | 114 | 6.71 | 0 |
| 1996 | Ray Bailie | 15 | 73 | 4.87 | 0 |
| 1997 | Javier Sanchez | 27 | 241 | 8.93 | 0 |
| 1998 | Javier Sanchez | 17 | 208 | 12.24 | 0 |
| 1999 | Crance Clemons | 16 | 92 | 5.75 | 0 |
| 2000 | Javier Sanchez | 26 | 170 | 6.54 | 0 |
| 2001 | Jahmal Fenner | 18 | 237 | 13.17 | 0 |
| 2002 | Jahmal Fenner | 25 | 223 | 8.92 | 0 |
| 2003 | Jahmal Fenner | 22 | 133 | 6.05 | 0 |
| 2004 | Jahmal Fenner | 21 | 324 | 15.43 | 1 |
| 2005 | Johnnie Lee Higgins, Jr. | 18 | 170 | 9.44 | 0 |
| 2006 | Johnnie Lee Higgins, Jr. | 12 | 281 | 24.42 | 2 |
| 2007 | Quintin Demps | 15 | 200 | 13.33 | 0 |
| 2008 | Josh Ferguson | 6 | 47 | 7.83 | 0 |
| 2009 | Jeff Moturi | 13 | 110 | 8.46 | 0 |
| 2010 | Marlon McClure | 14 | 183 | 13.1 | 0 |
| 2011 | Anthony McGhee | 10 | 73 | 7.30 | 0 |
| 2012 | Michael Edwards | 14 | 106 | 7.57 | 0 |
| 2013 | Jim Jones | 16 | 87 | 5.44 | 0 |
| 2014 | Damian Payne | 26 | 139 | 5.35 | 0 |
| 2015 | Jaquan White | 8 | 124 | 15.50 | 1 |
| 2016 | Terry Juniel | 22 | 203 | 9.20 | 0 |
| 2017 | Terry Juniel | 13 | 51 | 3.92 | 0 |

KICKOFF RETURNS

SEASON AVERAGE (MINIMUM 10 RETURNS)

| NAME | YEAR | NO. | YDS | TD | AVG. |
|-------------------|------|-----|-----|----|--------|
| 1. Marlon McClure | 2010 | 30 | 930 | 2 | 31.00 |
| 2. Roy Ross | 1990 | 15 | 459 | 2 | 30.60 |
| 3. Vernon Frazier | 2011 | 29 | 884 | 0 | 30.48. |
| 4. Cedric Johnson | 1996 | 24 | 710 | 1 | 29.58 |
| 5. Autrey Golden | 2012 | 29 | 822 | 2 | 28.34 |
| 6. Owen Price | 1941 | 10 | 282 | 0 | 28.20 |
| 7. Autrey Golden | 2013 | 28 | 774 | 2 | 27.64 |
| 8. Howard Jackson | 2004 | 12 | 328 | 1 | 27.33 |
| 9. Benny Reed | 1971 | 17 | 454 | 0 | 26.71 |
| 10. Jeff Moturi | 2008 | 13 | 347 | 0 | 26.69 |

CAREER AVERAGE (MINIMUM TWO YEARS AND 20 RETURNS; PLAYER MUST HAVE CONCLUDED HIS CAREER)

| NAME | YEARS | NO. | YDS | TD | AVG |
|--------------------|---------|-----|-------|----|-------|
| 1. Vernon Frazier | 2008-11 | 36 | 1,059 | 0 | 29.42 |
| 2. Marlon McClure | 2009-10 | 57 | 1,571 | 2 | 27.56 |
| 3. Autrey Golden | 2012-15 | 119 | 2,981 | 6 | 25.05 |
| 4. Howard Jackson | 2001-04 | 81 | 1,947 | 2 | 24.04 |
| 5. Jahmal Fenner | 2001-04 | 48 | 1,147 | 1 | 23.90 |
| 6. Cedric Johnson | 1993-96 | 116 | 2,757 | 3 | 23.77 |
| 7. Chuck Hughes | 1964-66 | 36 | 851 | 0 | 23.64 |
| 8. Sam Rogers | 1992-94 | 53 | 1,252 | 2 | 23.62 |
| 9. Chris Brasfield | 1990-91 | 31 | 710 | 0 | 22.90 |
| 10. Josh Ferguson | 2005-08 | 39 | 873 | 0 | 22.38 |

SEASON RETURNS

| NAME | YEAR | YDS | AVG | TD | NO. |
|-------------------|------|-------|-------|----|-----|
| 1. Cedric Johnson | 1995 | 1,039 | 22.59 | 1 | 46 |
| 2. Ray Holt | 1978 | 684 | 19.54 | 0 | 35 |
| 3. Autrey Golden | 2014 | 743 | 23.97 | 2 | 31 |
| Autrey Golden | 2015 | 642 | 20.71 | 0 | 31 |
| 5. Marlon McClure | 2010 | 930 | 31.00 | 2 | 30 |
| 6. Ricki Lopez | 1989 | 535 | 18.45 | 0 | 29 |
| Vernon Frazier | 2011 | 884 | 30.48 | 0 | 29 |
| Autrey Golden | 2012 | 822 | 28.34 | 2 | 29 |
| 9. Luther Johnson | 1985 | 725 | 25.89 | 2 | 28 |
| Autrey Golden | 2013 | 774 | 27.64 | 2 | 28 |

CAREER RETURNS

| NAME | YEARS | YDS | AVG | TD | NO. |
|------------------------------|-------------|-------|-------|----|-----|
| 1. Autrey Golden | 2012-15 | 2,981 | 25.05 | 6 | 119 |
| 2. Cedric Johnson | 1993-96 | 2,757 | 23.77 | 3 | 116 |
| 3. Ray Holt | 1974-78 | 1,935 | 19.55 | 0 | 99 |
| 4. Howard Jackson | 2001-04 | 1,947 | 24.04 | 2 | 81 |
| 5. Luther Johnson | 1983-85, 87 | 1,366 | 20.70 | 2 | 66 |
| 6. Marlon McClure | 2009-10 | 1,571 | 27.56 | 2 | 57 |
| Autrey Golden | 2012- | 1,596 | 28.00 | 4 | 57 |
| 8. Ricki Lopez | 1989-90 | 1,012 | 19.09 | 0 | 53 |
| Sam Rogers | 1992-94 | 1,252 | 23.62 | 2 | 53 |
| 10. Johnnie Lee Higgins, Jr. | 2003-06 | 1,033 | 19.87 | 0 | 52 |

SEASON YARDS

| NAME | YEAR | NO. | AVG. | TD | YDS |
|-------------------|------|-----|-------|----|-------|
| 1. Cedric Johnson | 1995 | 46 | 22.59 | 1 | 1,039 |
| 2. Marlon McClure | 2010 | 30 | 31.00 | 2 | 930 |
| 3. Vernon Frazier | 2011 | 29 | 30.48 | 0 | 884 |
| 4. Autrey Golden | 2012 | 29 | 28.34 | 2 | 822 |
| 5. Autrey Golden | 2013 | 28 | 27.64 | 2 | 774 |
| 6. Autrey Golden | 2014 | 31 | 23.97 | 2 | 743 |
| 7. Luther Johnson | 1985 | 28 | 25.89 | 2 | 725 |
| 8. Cedric Johnson | 1996 | 24 | 29.58 | 1 | 710 |
| 9. Ray Holt | 1978 | 35 | 19.54 | 0 | 684 |
| 10. Autrey Golden | 2015 | 31 | 20.71 | 0 | 642 |

INDIVIDUAL LEADERS

CAREER YARDS

| NAME | YEARS | NO. | AVG | TD | YDS |
|------------------------------|-------------|-----|-------|----|-------|
| 1. Autrey Golden | 2012-15 | 119 | 25.05 | 6 | 2,981 |
| 2. Cedric Johnson | 1993-96 | 116 | 23.77 | 3 | 2,757 |
| 3. Howard Jackson | 2001-04 | 81 | 24.04 | 2 | 1,947 |
| 4. Ray Holt | 1974-78 | 99 | 19.55 | 0 | 1,935 |
| 5. Marlon McClure | 2009-10 | 57 | 27.56 | 2 | 1,571 |
| 6. Luther Johnson | 1983-85, 87 | 66 | 20.70 | 2 | 1,366 |
| 7. Sam Rogers | 1992-94 | 53 | 23.62 | 2 | 1,252 |
| 8. Jahmal Fenner | 2001-04 | 48 | 23.90 | 1 | 1,147 |
| 9. Vernon Frazier | 2008-11 | 36 | 29.42 | 0 | 1,059 |
| 10. Johnnie Lee Higgins, Jr. | 2003-06 | 52 | 19.87 | 0 | 1,033 |

SEASON TOUCHDOWNS

| NAME | YEAR | TD |
|-------------------|------|----|
| 1. Luther Johnson | 1985 | 2 |
| Roy Ross | 1990 | 2 |
| Marlon McClure | 2010 | 2 |
| Autrey Golden | 2012 | 2 |
| Autrey Golden | 2013 | 2 |
| Autrey Golden | 2014 | 2 |

Several players tied with one

CAREER TOUCHDOWNS

| NAME | YEARS | TD |
|-------------------|-------------|----|
| 1. Autrey Golden | 2012-15 | 6 |
| 2. Cedric Johnson | 1993-96 | 3 |
| 3. Howard Jackson | 2001-04 | 2 |
| Luther Johnson | 1983-85, 87 | 2 |
| Sam Rogers | 1992-94 | 2 |
| Roy Ross | 1990 | 2 |
| Marlon McClure | 2009-10 | 2 |

Several players tied with one

YEARLY LEADER

| YEAR | NAME | NO. | YDS | AVG | TD |
|------|-------------------|-----|-----|-------|----|
| 1946 | Fred Wendt | 7 | 149 | 21.29 | 0 |
| 1947 | Ed Smith | 10 | 221 | 22.10 | 0 |
| 1948 | Fred Wendt | 12 | 239 | 19.92 | 0 |
| 1949 | Bill Chesak | 5 | 79 | 15.80 | 0 |
| 1950 | Bill McWilliams | 11 | 219 | 19.91 | 0 |
| 1951 | Billy Davis | 12 | 163 | 13.58 | 0 |
| 1952 | Jesse Whittenton | 8 | 154 | 19.25 | 0 |
| 1953 | Billy Bob Plumbly | 4 | 82 | 20.50 | 0 |
| 1954 | Bob Coleman | 7 | 109 | 15.57 | 0 |
| 1955 | Jesse Whittenton | 5 | 130 | 26.00 | 0 |
| 1956 | Bob Forrest | 6 | 183 | 30.50 | 0 |
| 1957 | Jimmy Bevers | 7 | 191 | 27.29 | 0 |
| 1958 | Charles Bradshaw | 6 | 119 | 19.83 | 0 |
| 1959 | Kent Babb | 13 | 222 | 17.08 | 0 |
| 1960 | Kent Babb | 10 | 215 | 21.50 | 0 |
| 1961 | Larry Durham | 10 | 245 | 24.50 | 0 |
| 1962 | Louis James | 5 | 138 | 27.60 | 0 |
| 1963 | Julius Glosson | 10 | 222 | 22.20 | 0 |
| 1964 | Chuck Hughes | 17 | 446 | 26.24 | 0 |
| 1965 | Chuck Hughes | 19 | 405 | 21.32 | 0 |
| 1966 | Charlie West | 8 | 178 | 22.25 | 0 |
| 1967 | Charlie West | 14 | 277 | 19.79 | 0 |
| 1968 | Reg Matthews | 23 | 473 | 20.57 | 0 |
| 1969 | Jim Fabish | 8 | 126 | 15.75 | 0 |
| 1970 | Mike Reynolds | 13 | 278 | 21.38 | 0 |
| 1971 | Benny Reed | 17 | 454 | 26.71 | 0 |
| 1972 | Richard Threatt | 20 | 416 | 20.80 | 0 |
| 1973 | W.C. Paige | 17 | 451 | 26.53 | 0 |
| 1974 | Ray Holt | 19 | 365 | 19.21 | 0 |
| 1975 | Ray Holt | 18 | 362 | 20.11 | 0 |
| 1976 | Ray Holt | 25 | 458 | 18.32 | 0 |
| 1977 | Don Amerson | 15 | 274 | 18.27 | 0 |
| 1978 | Ray Holt | 35 | 684 | 19.54 | 0 |

| YEAR | NAME | NO. | YDS | AVG | TD |
|------|--------------------------|-----|-------|-------|----|
| 1979 | William Cash | 22 | 429 | 19.50 | 0 |
| 1980 | Delbert Allen | 17 | 282 | 16.59 | 0 |
| 1981 | Charlie Davis | 14 | 339 | 24.21 | 0 |
| 1982 | Delbert Allen | 11 | 171 | 15.55 | 0 |
| 1983 | Vernon Cooks | 18 | 316 | 17.56 | 0 |
| 1984 | Kevin Ward | 23 | 480 | 20.87 | 0 |
| 1985 | Luther Johnson | 28 | 725 | 25.89 | 2 |
| 1986 | Barry Parker | 22 | 448 | 20.36 | 0 |
| 1987 | Luther Johnson | 21 | 372 | 17.71 | 0 |
| 1988 | Clarence Seay | 15 | 316 | 21.07 | 0 |
| 1989 | Ricki Lopez | 29 | 535 | 18.45 | 0 |
| 1990 | Roy Ross | 15 | 459 | 30.60 | 2 |
| 1991 | Chris Brasfield | 18 | 420 | 23.33 | 0 |
| 1992 | Sam Rogers | 22 | 515 | 23.41 | 0 |
| 1993 | Cedric Johnson | 26 | 548 | 21.08 | 1 |
| 1994 | Cedric Johnson | 20 | 460 | 23.00 | 0 |
| 1995 | Cedric Johnson | 46 | 1,039 | 22.59 | 1 |
| 1996 | Cedric Johnson | 24 | 710 | 29.58 | 1 |
| 1997 | Javier Sanchez | 15 | 301 | 20.07 | 0 |
| 1998 | Keonta Golson | 21 | 452 | 21.52 | 0 |
| 1999 | Terrance Minor | 15 | 329 | 21.93 | 0 |
| 2000 | Sherman Austin | 10 | 189 | 18.90 | 0 |
| 2001 | Howard Jackson | 21 | 503 | 23.95 | 1 |
| 2002 | Howard Jackson | 23 | 507 | 22.04 | 0 |
| 2003 | Howard Jackson | 25 | 609 | 24.36 | 0 |
| 2004 | Howard Jackson | 12 | 328 | 27.33 | 1 |
| 2005 | Johnnie Lee Higgins, Jr. | 20 | 448 | 22.40 | 0 |
| 2006 | Johnnie Lee Higgins, Jr. | 18 | 275 | 15.28 | 0 |
| 2007 | Fred Rouse | 23 | 502 | 21.83 | 0 |
| 2008 | Josh Ferguson | 24 | 572 | 23.83 | 0 |
| 2009 | Marlon McClure | 27 | 641 | 23.74 | 0 |
| 2010 | Marlon McClure | 30 | 930 | 31.00 | 2 |
| 2011 | Vernon Frazier | 29 | 884 | 30.48 | 0 |
| 2012 | Autrey Golden | 29 | 822 | 28.34 | 2 |
| 2013 | Autrey Golden | 28 | 774 | 27.64 | 2 |
| 2014 | Autrey Golden | 31 | 743 | 23.97 | 2 |
| 2015 | Autrey Golden | 31 | 642 | 20.71 | 0 |
| 2016 | Jaquan White | 16 | 353 | 22.06 | 0 |
| 2017 | Terry Juniel | 21 | 533 | 25.38 | 0 |



T TEAM RECORDS

TOTAL OFFENSE

RUSH-PASS PLAYS

Single Game: 105, vs. BYU, 1977
 Yards Per Play: 10.4, (69/717) vs. New Mexico St., 1948
 Season: 951, 2003
 Yards Per Play: 6.3, (665/4,195), 1948
 & 6.3 (823/5,144), 2009
 Average Plays Per Game: 76.3, 1987

YARDS GAINED

Single Game: 718 vs. New Mexico State, 1949
 Season: 5,144, 2009
 Average Yards Per Game: 428.7, 2009

RUSH-PASS PLAYS

SINGLE GAME

| OPPONENT | YEAR | PLYS |
|--------------------------|------|------|
| 1. vs. BYU | 1977 | 105 |
| 2. at New Mexico State | 1980 | 103 |
| 3. vs. Northern Michigan | 1986 | 102 |
| 4. vs. Arizona State | 1969 | 100 |
| 5. at Arizona | 1967 | 97 |
| 6. at Fresno State | 1999 | 96 |
| 7. at Utah | 1987 | 95 |
| vs. UAB | 2005 | 95 |
| 9. vs. New Mexico State | 1997 | 94 |
| vs. East Carolina | 2007 | 94 |

SEASON

| RUSH | PASS | YEAR | PLYS |
|---------|------|------|------|
| 1. 542 | 409 | 2003 | 951 |
| 2. 509 | 375 | 2002 | 884 |
| 3. 483 | 383 | 1995 | 866 |
| 4. 684 | 181 | 1976 | 865 |
| 5. 457 | 407 | 1999 | 864 |
| 6. 436 | 425 | 1989 | 861 |
| 7. 573 | 287 | 2014 | 860 |
| 8. 416 | 440 | 2007 | 856 |
| 9. 395 | 499 | 2005 | 853 |
| 10. 415 | 437 | 1986 | 852 |

TOTAL OFFENSE

SINGLE GAME

| OPPONENT | YEAR | YDS |
|--------------------------|------|-----|
| 1. vs. New Mexico State | 1949 | 718 |
| 2. vs. New Mexico State | 1948 | 717 |
| 3. vs. Northern Michigan | 1986 | 684 |
| 4. vs. North Texas | 1965 | 665 |
| 5. vs. West Virginia | 1950 | 638 |
| 6. vs. San Jose State | 2003 | 630 |
| 7. at SMU | 2009 | 627 |
| 8. vs. UAB | 2009 | 607 |
| 9. at Utah | 1987 | 605 |
| 10. at Hawaii | 1950 | 603 |

SEASON

| RUSH | PASS | YEAR | YDS |
|-----------|-------|------|-------|
| 1. 1,813 | 3,331 | 2009 | 5,144 |
| 2. 1,772 | 3,302 | 2007 | 5,074 |
| 3. 1,466 | 3,607 | 2005 | 5,073 |
| 4. 2,414 | 2,632 | 1988 | 5,046 |
| 5. 1,468 | 3,410 | 2008 | 4,878 |
| 6. 2,201 | 2,570 | 2003 | 4,771 |
| 7. 1,580 | 3,147 | 1999 | 4,727 |
| 8. 1,707 | 3,016 | 2004 | 4,723 |
| 9. 1,782 | 2,903 | 2010 | 4,685 |
| 10. 1,859 | 2,707 | 2011 | 4,566 |

YARDS PER PLAY AVERAGE

SINGLE GAME

| OPPONENT | PLYS | YDS | YEAR | AVG |
|-------------------------|------|-----|------|-------|
| 1. vs. New Mexico State | 69 | 717 | 1948 | 10.39 |
| 2. vs. New Mexico State | 53 | 537 | 2006 | 10.13 |
| 3. vs. North Texas | 69 | 665 | 1965 | 9.64 |
| 4. vs. North Texas | 58 | 555 | 2016 | 9.57 |
| 5. vs. Marshall | 63 | 589 | 2009 | 9.35 |
| 6. at New Mexico | 60 | 549 | 1967 | 9.15 |
| 7. vs. New Mexico State | 79 | 718 | 1949 | 9.09 |
| 8. vs. Utah | 62 | 557 | 1986 | 8.98 |
| 9. vs. Colorado State | 51 | 456 | 2011 | 8.94 |
| 10. at Rice | 60 | 532 | 2005 | 8.87 |

SEASON

| RUSH | PASS | YEAR | AVG |
|-----------|-------|------|-------|
| 1. 151.1 | 277.6 | 2009 | 428.7 |
| 2. 122.2 | 300.6 | 2005 | 422.8 |
| 3. 147.7 | 275.2 | 2007 | 422.8 |
| 4. 201.2 | 219.3 | 1988 | 420.5 |
| 5. 375.1 | 49.4 | 1948 | 419.5 |
| 6. 159.3 | 248.2 | 2000 | 407.5 |
| 7. 122.3 | 284.2 | 2008 | 406.5 |
| 8. 188.4 | 213.9 | 1970 | 402.3 |
| 9. 333.4 | 66.5 | 1949 | 399.9 |
| 10. 131.7 | 262.2 | 1999 | 393.9 |

RUSHING

ATTEMPTS

Single Game: 73, (351 yards) at Arizona, 1948
 Season: 684, (2,547 yards), 1976

NET YARDS

Single Game: 645, (67 attempts) vs. New Mexico State, 1948
 Season: 3,751, (618 attempts), 1948

YARDS PER ATTEMPT

Single Game: 9.63, (67/645) vs. New Mexico State, 1948
 Season: 6.07, (618/3,751), 1948

YARDS LOST

Single Game: 93, vs. Wyoming, 1980

TOUCHDOWNS

Single Game: 14, vs. New Mexico State, 1948
 Season: 52, 1948

RUSHING YARDS

SINGLE GAME

| OPPONENT | YEAR | YDS |
|-------------------------|------|-----|
| 1. vs. New Mexico State | 1948 | 645 |
| 2. vs. New Mexico State | 1949 | 576 |
| 3. vs. West Virginia | 1948 | 507 |
| 4. vs. BYU | 1948 | 471 |
| 5. vs. Arizona | 1954 | 453 |
| 6. vs. Kansas State | 1947 | 449 |
| 7. vs. McMurry | 1948 | 437 |
| 8. vs. John Carroll | 1949 | 429 |
| 9. at Arizona | 1949 | 426 |
| 10. at Hawaii | 1948 | 410 |

TEAM RECORDS

| SEASON | ATT | YPC | YEAR | YDS |
|--------|-----|------|------|-------|
| 1. | 618 | 6.07 | 1948 | 3,751 |
| 2. | 629 | 5.30 | 1949 | 3,334 |
| 3. | 523 | 5.30 | 1950 | 2,773 |
| 4. | 573 | 4.71 | 2014 | 2,701 |
| 5. | 570 | 4.74 | 1956 | 2,700 |
| 6. | 684 | 3.72 | 1976 | 2,547 |
| 7. | 559 | 4.53 | 1954 | 2,533 |
| 8. | 599 | 4.04 | 1982 | 2,421 |
| 9. | 485 | 4.98 | 1988 | 2,414 |
| 10. | 560 | 4.27 | 1984 | 2,392 |

RUSHING ATTEMPTS **SINGLE GAME**

| OPPONENT | YEAR | ATT |
|------------------------|------|-----|
| 1. at Arizona | 1948 | 73 |
| 2. at Hawaii | 1948 | 72 |
| at BYU | 1984 | 72 |
| 4. vs. Hardin-Simmons | 1948 | 71 |
| vs. New Mexico State | 1949 | 71 |
| vs. Hardin-Simmons | 1954 | 71 |
| vs. UNLV | 1993 | 71 |
| 8. at New Mexico State | 1971 | 70 |
| vs. Texas-Arlington | 1976 | 70 |
| at New Mexico State | 1980 | 70 |

| SEASON | YDS | YPC | YEAR | ATT |
|--------|-------|------|------|-----|
| 1. | 2,547 | 3.72 | 1976 | 684 |
| 2. | 3,334 | 5.30 | 1949 | 629 |
| 3. | 3,751 | 6.07 | 1948 | 618 |
| 4. | 2,421 | 4.04 | 1982 | 599 |
| 5. | 2,031 | 3.44 | 1975 | 591 |
| 6. | 2,701 | 4.71 | 2014 | 573 |
| 7. | 2,700 | 4.74 | 1956 | 570 |
| | 2,123 | 3.72 | 1983 | 570 |
| 9. | 1,646 | 2.91 | 1980 | 566 |
| 10. | 2,392 | 4.27 | 1984 | 560 |

RUSHING TOUCHDOWNS **SINGLE GAME**

| OPPONENT | YEAR | TD |
|-------------------------|------|----|
| 1. vs. New Mexico State | 1948 | 14 |
| 2. vs. New Mexico State | 1949 | 8 |
| 3. at Hawaii | 1948 | 7 |
| at BYU | 1949 | 7 |
| 5. vs. Northern Arizona | 1947 | 6 |
| at New Mexico | 1950 | 6 |

| SEASON | YEAR | TD |
|--------|------|----|
| 1. | 1948 | 47 |
| 2. | 1956 | 35 |
| 3. | 1949 | 33 |
| 4. | 1988 | 32 |
| 5. | 1950 | 29 |
| 6. | 2009 | 27 |
| | 2014 | 27 |
| 8. | 1987 | 25 |
| 9. | 2011 | 24 |
| 10. | 1947 | 22 |

YARDS PER ATTEMPT **SEASON**

| SEASON | ATT | YDS | YEAR | AVG. |
|--------|-----|-------|------|------|
| 1. | 618 | 3,751 | 1948 | 6.07 |
| 2. | 409 | 2,226 | 2016 | 5.44 |
| 3. | 629 | 3,334 | 1949 | 5.30 |
| | 523 | 2,773 | 1950 | 5.30 |
| 5. | 485 | 2,414 | 1988 | 4.98 |
| 6. | 570 | 2,700 | 1956 | 4.74 |
| 7. | 573 | 2,701 | 2014 | 4.71 |
| 8. | 466 | 2,148 | 1947 | 4.61 |
| 9. | 559 | 2,533 | 1954 | 4.53 |
| | 410 | 1,859 | 2011 | 4.53 |

YARDS PER GAME **SEASON**

| SEASON | ATT | YDS | YEAR | YPC |
|--------|-----|-------|------|---------|
| 1. | 618 | 3,751 | 1948 | 375.10* |
| 2. | 629 | 3,334 | 1949 | 333.40* |
| 3. | 523 | 2,773 | 1950 | 277.30 |
| 4. | 570 | 2,700 | 1956 | 270.00 |
| 5. | 559 | 2,533 | 1954 | 253.30 |
| 6. | 466 | 2,148 | 1947 | 238.67 |
| 7. | 560 | 2,392 | 1984 | 217.45 |
| 8. | 684 | 2,547 | 1976 | 212.25 |
| 9. | 573 | 2,701 | 2014 | 207.77 |
| 10. | 599 | 2,421 | 1982 | 201.75 |

* NCAA Statistical Champion

PASSING **ATTEMPTS**

Single Game: 65, vs. UC-Santa Barbara, 1968
Season: 480, 1965

COMPLETIONS

Single Game: 40, vs. East Carolina, 2007
Season: 290, 2006

YARDS

Single Game: 634, vs. North Texas, 1965
Season: 3,754, 2006

TOUCHDOWNS

Single Game: 7, vs. Texas-Arlington, 1966
at New Mexico, 1967
vs. Northern Michigan, 1986
Season: 34, 2008

HAD INTERCEPTED

Single Game: 6, on three occasions; last at Utah, 1970
Season: 32, 1965

YARDS PER ATTEMPT

Single Game: 17.8, (8/142) vs. New Mexico State, 1949
Season: 10.5, (47/494), 1948

YARDS PER COMPLETION

Single Game: 35.5, (4/142) vs. New Mexico State, 1949
Season: 21.2, (41/868), 1956



T TEAM RECORDS

PASSING ATTEMPTS SINGLE GAME

| | OPPONENT | YEAR | ATT |
|-----|----------------------|------|-----|
| 1. | vs. UC-Santa Barbara | 1968 | 65 |
| 2. | vs. Arizona State | 1969 | 60 |
| 3. | at Colorado State | 1970 | 59 |
| 4. | vs. Loyola-Marymount | 1941 | 58 |
| 5. | vs. East Carolina | 2007 | 57 |
| | at Rice | 2007 | 57 |
| 7. | vs. West Texas State | 1965 | 56 |
| | vs. Wyoming | 1968 | 56 |
| | vs. Utah | 1969 | 56 |
| 10. | at Houston | 2010 | 55 |

SEASON

| | YEAR | ATT |
|-----|------|-----|
| 1. | 1965 | 480 |
| 2. | 2005 | 458 |
| 3. | 1968 | 455 |
| 4. | 2008 | 448 |
| 5. | 2006 | 447 |
| 6. | 2007 | 440 |
| 7. | 1986 | 437 |
| 8. | 2010 | 432 |
| 9. | 1989 | 425 |
| 10. | 2009 | 422 |

PASSING COMPLETIONS SINGLE GAME

| | OPPONENT | YEAR | COMP |
|-----|-----------------------|------|------|
| 1. | vs. East Carolina | 2007 | 40 |
| 2. | vs. Northern Michigan | 1986 | 38 |
| 3. | vs. Texas Tech | 2006 | 35 |
| 4. | at Marshall | 2006 | 34 |
| 5. | vs. UAB | 2005 | 33 |
| 6. | vs. Loyola-Marymount | 1941 | 32 |
| | vs. Air Force | 1990 | 32 |
| 8. | at San Diego State | 1998 | 31 |
| | at Rice | 1999 | 31 |
| 10. | vs. San Diego State | 1995 | 30 |
| | at Rice | 2007 | 30 |
| | at Houston | 2010 | 30 |

SEASON

| | YEAR | COMP |
|-----|------|------|
| 1. | 2006 | 290 |
| 2. | 1986 | 270 |
| 3. | 2005 | 268 |
| 4. | 2008 | 258 |
| 5. | 1999 | 247 |
| 6. | 2007 | 242 |
| 7. | 2004 | 229 |
| | 2009 | 229 |
| 9. | 2010 | 228 |
| 10. | 2011 | 225 |

PASSING YARDAGE SINGLE GAME

| | OPPONENT | YEAR | YARDS |
|-----|-----------------------|------|-------|
| 1. | vs. North Texas | 1965 | 634 |
| 2. | vs. Marshall | 2009 | 517 |
| 3. | at New Mexico | 1967 | 510 |
| 4. | at Colorado State | 1970 | 507 |
| 5. | vs. Texas-Arlington | 1966 | 492 |
| 6. | at BYU | 1968 | 477 |
| 7. | vs. Northern Michigan | 1986 | 457 |
| 8. | vs. East Carolina | 2007 | 456 |
| 9. | at UAB | 2006 | 455 |
| 10. | at Air Force | 1989 | 434 |

SEASON – YARDS PER GAME YARDS

| | YARDS | YEAR | YPG. |
|-----|-------|------|--------|
| 1. | 3,426 | 1965 | 342.6 |
| 2. | 3,754 | 2006 | 312.8 |
| 3. | 2,710 | 1967 | 301.1* |
| 4. | 3,607 | 2005 | 300.6 |
| 5. | 2,884 | 1968 | 288.4 |
| 6. | 3,410 | 2008 | 284.2 |
| 7. | 3,331 | 2009 | 277.6 |
| 8. | 3,302 | 2007 | 275.2 |
| 9. | 3,234 | 1986 | 269.5 |
| 10. | 3,147 | 1999 | 262.3 |

* NCAA Statistical Champion

PASSING TOUCHDOWNS SINGLE GAME

| | OPPONENT | YEAR | TD |
|----|------------------------|------|----|
| 1. | vs. Texas-Arlington | 1966 | 7 |
| | at New Mexico | 1967 | 7 |
| | vs. Northern Michigan | 1986 | 7 |
| 4. | vs. BYU | 1967 | 6 |
| 5. | vs. North Texas | 1965 | 5 |
| | at New Mexico | 1965 | 5 |
| | at Air Force | 1995 | 5 |
| | vs. Tulsa | 1999 | 5 |
| | vs. Hawaii | 2004 | 5 |
| | vs. SMU | 2004 | 5 |
| | at UAB | 2006 | 5 |
| | at Rice | 2007 | 5 |
| | at Louisiana-Lafayette | 2008 | 5 |
| | vs. Marshall | 2009 | 5 |
| | vs. New Mexico State | 2010 | 5 |
| | at Colorado State | 2013 | 5 |

SEASON

| | YEAR | TD |
|----|------|----|
| 1. | 2008 | 34 |
| 2. | 2005 | 29 |
| | 2006 | 29 |
| 4. | 1967 | 28 |
| | 2007 | 28 |
| 6. | 2000 | 26 |
| 7. | 1965 | 24 |
| | 1966 | 24 |
| 9. | 1986 | 23 |
| | 2010 | 23 |

INTERCEPTIONS THROWN SEASON

| | YEAR | INT |
|-----|------|-----|
| 1. | 1965 | 33 |
| 2. | 1969 | 29 |
| | 1977 | 29 |
| 4. | 1941 | 27 |
| | 1973 | 27 |
| 6. | 1967 | 26 |
| 7. | 1978 | 24 |
| | 1987 | 24 |
| | 2003 | 24 |
| 10. | 1989 | 23 |

T TEAM RECORDS

COMPLETION PERCENTAGE SEASON

| | COMP | ATT | YEAR | PCT |
|-----|------|-----|------|------|
| 1. | 290 | 447 | 2006 | .649 |
| 2. | 270 | 437 | 1986 | .618 |
| 3. | 247 | 407 | 1999 | .607 |
| 4. | 28 | 47 | 1948 | .596 |
| | 195 | 327 | 2016 | .596 |
| 6. | 207 | 354 | 2000 | .585 |
| | 268 | 458 | 2005 | .585 |
| 8. | 229 | 393 | 2004 | .583 |
| 9. | 169 | 292 | 2013 | .579 |
| 10. | 129 | 223 | 1985 | .578 |

SCORING POINTS

Single Game: 92, vs. New Mexico State, 1948
 Season: 429, 2004
 Points Per Game: 35.9, (323), 1967

TOUCHDOWNS

Single Game: 14, vs. New Mexico State, 1948
 Season: 55, 2004

FIELD GOALS

Single Game: 5, vs. Houston, 2005
 vs. East Carolina, 2007
 vs. SMU, 2008
 Season: 25, 1988

PATS MADE

Single Game: 9, vs. New Mexico State, 1948
 Season: 52, 2004

MOST POINTS SCORED IN WIN

| | OPPONENT | YEAR | PTS |
|-----|-------------------------------|------|-----|
| 1. | vs. New Mexico State (92-7) | 1948 | 92 |
| 2. | at New Mexico (75-12) | 1967 | 75 |
| 3. | vs. New Mexico State (69-7) | 1949 | 69 |
| 4. | vs. Western New Mexico (68-7) | 1928 | 68 |
| | vs. Texas-Arlington (68-21) | 1966 | 68 |
| 6. | vs. Northern Michigan (64-29) | 1986 | 64 |
| 7. | vs. New Mexico State (61-6) | 1942 | 61 |
| | vs. North Texas (61-15) | 1965 | 61 |
| 9. | vs. Sam Houston State (59-14) | 2003 | 59 |
| 10. | vs. El Paso JC (58-0) | 1922 | 58 |
| | vs. San Diego State (58-7) | 1988 | 58 |
| | vs. UCF (58-13) | 2008 | 58 |
| | vs. Houston (58-41) | 2009 | 58 |

MOST COMBINED POINTS IN A WIN

| | SCORE | OPPONENT | YEAR | PTS |
|----|-------------|---------------------|------|-----|
| 1. | 52-49 (5OT) | at UTSA | 2016 | 101 |
| 2. | 55-45 | Utah | 1986 | 100 |
| 3. | 92-7 | New Mexico State | 1948 | 99 |
| | 58-41 | Houston | 2009 | 99 |
| 5. | 50-47 (OT) | at New Mexico State | 2015 | 97 |

MOST COMBINED POINTS IN A LOSS

| | SCORE | OPPONENT | YEAR | PTS |
|----|-------|-------------------|------|-----|
| 1. | 35-77 | at Tulsa | 2008 | 112 |
| 2. | 41-69 | San Jose State | 2003 | 110 |
| 3. | 48-56 | at Rice | 2007 | 104 |
| 4. | 46-56 | at Air Force | 1995 | 102 |
| 5. | 42-59 | at Colorado State | 2013 | 101 |

TOTAL POINTS SEASON

| | TD | FG | PAT | YEAR | PTS |
|-----|----|-------|-------|------|-----|
| 1. | 55 | 15-20 | 52-54 | 2004 | 429 |
| 2. | 50 | 25-27 | 48-48 | 1988 | 427 |
| 3. | 51 | 17-20 | 44-46 | 2007 | 403 |
| 4. | 48 | 20-27 | 45-46 | 2008 | 395 |
| 5. | 47 | 18-23 | 42-42 | 2005 | 382 |
| 6. | 46 | 13-18 | 39-41 | 2009 | 358 |
| 7. | 45 | 13-18 | 40-43 | 2000 | 355 |
| 8. | 52 | 0-5 | 35-52 | 1948 | 349 |
| 9. | 44 | 13-16 | 43-44 | 2014 | 346 |
| 10. | 43 | 12-21 | 42-42 | 2010 | 338 |

SCORING AVERAGE SEASON

| | PTS. | TD | FG | PAT | YEAR | AVG |
|-----|------|----|-------|-------|------|------|
| 1. | 323 | 44 | 9-18 | 30-38 | 1967 | 35.9 |
| 2. | 429 | 55 | 15-20 | 52-54 | 2004 | 35.8 |
| 3. | 427 | 50 | 25-27 | 48-48 | 1988 | 35.6 |
| 4. | 349 | 52 | 0-5 | 35-52 | 1948 | 34.9 |
| 5. | 403 | 51 | 17-20 | 44-46 | 2007 | 33.6 |
| 6. | 395 | 48 | 20-27 | 45-46 | 2008 | 32.9 |
| 7. | 355 | 45 | 13-18 | 40-43 | 2000 | 32.3 |
| 8. | 382 | 47 | 18-23 | 42-42 | 2005 | 31.8 |
| 9. | 317 | 43 | 7-12 | 38-40 | 1965 | 31.7 |
| 10. | 305 | 43 | 4-5 | 35-43 | 1956 | 30.5 |

PUNTING PUNTS

Single Game: 18 at Trinity, (Texas) 1957
 Season: 93, 1980

PUNTING YARDS

Single Game: 554 at Trinity (Texas), 1957
 Season: 3,759, 1980

PUNTING AVERAGE

Single Game: 62.3 vs. 260th Coast Artillery, 1941
 Season: 46.13, 2011

PUNTS SINGLE GAME

| | OPPONENT | YEAR | PUNTS |
|-----|----------------------|------|-------|
| 1. | at Trinity (Texas) | 1957 | 18 |
| 2. | at New Mexico State | 1938 | 13 |
| | vs. Wyoming | 1972 | 13 |
| | at New Mexico | 1973 | 13 |
| | at BYU | 1978 | 13 |
| | at New Mexico | 1983 | 13 |
| 7. | vs. West Texas State | 1946 | 12 |
| | vs. New Mexico | 1980 | 12 |
| | vs. BYU | 1981 | 12 |
| 10. | at Texas | 2016 | 11* |

* Happened five times with last time showing.

SEASON

| | YARDS | YEAR | PUNTS |
|----|-------|------|-------|
| 1. | 3,759 | 1980 | 93 |
| 2. | 3,522 | 1978 | 88 |
| 3. | 3,570 | 1973 | 87 |
| | 3,593 | 1981 | 87 |
| 5. | 3,542 | 1979 | 86 |
| 6. | 3,275 | 1977 | 83 |
| 7. | 3,502 | 2017 | 80 |
| 8. | 3,244 | 1975 | 79 |
| | 3,148 | 1982 | 79 |



T TEAM RECORDS

PUNT YARDS SINGLE GAME

| | OPPONENT | YEAR | YARDS |
|-----|----------------------|------|-------|
| 1. | at Trinity (Texas) | 1957 | 554 |
| 2. | at BYU | 1978 | 545 |
| 3. | at New Mexico | 1983 | 527 |
| 4. | vs. West Texas State | 1946 | 486 |
| 5. | at West Texas State | 1947 | 472 |
| 6. | vs. BYU | 1981 | 470 |
| 7. | vs. New Mexico State | 1981 | 451 |
| 8. | vs. Kansas | 2009 | 443 |
| 9. | vs. Arizona State | 1976 | 435 |
| 10. | at New Mexico | 1981 | 428 |

SEASON

| | PUNTS | YEAR | YARDS |
|----|-------|------|-------|
| 1. | 93 | 1980 | 3,759 |
| 2. | 87 | 1981 | 3,593 |
| 3. | 87 | 1973 | 3,570 |
| 4. | 86 | 1979 | 3,542 |
| 5. | 88 | 1978 | 3,522 |
| 6. | 80 | 2017 | 3,502 |
| 7. | 83 | 1977 | 3,275 |
| 8. | 79 | 1975 | 3,244 |
| 9. | 79 | 1982 | 3,148 |

PUNT AVERAGE SINGLE GAME

| | PUNTS | YDS | OPPONENT | YEAR | AVG |
|-----|-------|-----|---------------------------|------|------|
| 1. | 3 | 187 | vs. 260th Coast Artillery | 1941 | 62.3 |
| 2. | 3 | 181 | vs. BYU | 1992 | 60.3 |
| 3. | 5 | 278 | vs. Rice | 2010 | 55.6 |
| 4. | 3 | 155 | at Louisiana-Lafayette | 2008 | 51.7 |
| 5. | 2 | 103 | vs. San Diego State | 1988 | 51.5 |
| 6. | 3 | 154 | vs. Hawaii | 1994 | 51.3 |
| 7. | 6 | 303 | at Tulsa | 2012 | 50.5 |
| 8. | 7 | 352 | at Wyoming | 1975 | 50.3 |
| 9. | 6 | 303 | at Tulsa | 2012 | 50.3 |
| 10. | 5 | 251 | at UAB | 2010 | 50.2 |

SEASON

| | PUNTS | YARDS | YEAR | AVG |
|-----|-------|-------|------|-------|
| 1. | 48 | 2,214 | 2011 | 46.13 |
| 2. | 51 | 2,300 | 2010 | 45.10 |
| 3. | 80 | 3,502 | 2017 | 43.78 |
| 4. | 57 | 2,482 | 1992 | 43.54 |
| 5. | 69 | 3,003 | 2015 | 43.52 |
| 6. | 52 | 2,240 | 2009 | 43.08 |
| 7. | 62 | 2,650 | 1967 | 42.74 |
| 8. | 64 | 2,732 | 2004 | 42.69 |
| 9. | 66 | 2,814 | 2012 | 42.64 |
| 10. | 73 | 3,112 | 2003 | 42.63 |

PUNT RETURNS PUNT RETURNS

Single Game: 10 (135) vs. Arizona State, 1947
Season: 50 (517 yards), 1966

PUNT RETURN YARDAGE

Single Game: 159 (8) vs. Trinity, 1956
Season: 597 (38), 1956

PUNT RETURN AVERAGE

Single Game: 35.5 (4/142) vs. New Mexico State, 1955
Season: 20.0 (13/260), 2006

PUNT RETURNS SINGLE GAME

| | OPPONENT | YEAR | RET (YARDS) |
|----|----------------------|------|-------------|
| 1. | vs. Arizona State | 1947 | 10 (135) |
| 2. | vs. Sacramento State | 2002 | 9 (67) |
| 3. | vs. Trinity (Texas) | 1956 | 8 (159) |
| 4. | at BYU | 1949 | 7 (131) |
| | vs. Texas Southern | 2001 | 7 (125) |
| | vs. New Mexico State | 1990 | 7 (32) |
| | vs. Texas Southern | 2005 | 7 (129) |
| 8. | vs. NM State | 2016 | 6 (104)* |

* Accomplished 12 times with last time showing.

SEASON

| | YARDS | YPR | YEAR | RETURNS |
|----|-------|-------|------|---------|
| 1. | 517 | 10.34 | 1966 | 50 |
| 2. | 581 | 12.36 | 1967 | 47 |
| 3. | 507 | 11.79 | 1947 | 43 |
| 4. | 597 | 15.71 | 1956 | 38 |
| | 487 | 12.82 | 1965 | 38 |
| 6. | 253 | 6.84 | 1969 | 37 |

PUNT RETURN YARDS SINGLE GAME

| | OPPONENT | YEAR | YARDS (RET) |
|-----|----------------------|------|-------------|
| 1. | vs. Trinity (Texas) | 1956 | 159 (8) |
| 2. | vs. Sul Ross | 1954 | 150 (5) |
| 3. | vs. New Mexico State | 1955 | 142 (4) |
| 4. | vs. Arizona State | 1947 | 135 (10) |
| 5. | vs. New Mexico State | 1948 | 133 (6) |
| 6. | at BYU | 1949 | 131 (7) |
| 7. | vs. Texas Southern | 2005 | 129 (7) |
| 8. | at Drake | 1947 | 126 (5) |
| 9. | vs. Texas Southern | 2001 | 125 (7) |
| 10. | at Arizona State | 2004 | 124 (5) |

SEASON

| | RETURNS | YPR | YEAR | YARDS |
|----|---------|-------|------|-------|
| 1. | 38 | 15.71 | 1956 | 597 |
| 2. | 34 | 17.47 | 1955 | 594 |
| 3. | 47 | 12.36 | 1967 | 581 |
| 4. | 50 | 10.34 | 1966 | 517 |
| 5. | 43 | 11.79 | 1948 | 507 |
| 6. | 38 | 12.82 | 1965 | 487 |

PUNT RETURN AVERAGE SINGLE GAME (MINIMUM THREE ATTEMPTS)

| | RET. | YARDS | OPPONENT | YEAR | AVG |
|-----|------|-------|----------------------|------|------|
| 1. | 4 | 142 | vs. New Mexico State | 1955 | 35.5 |
| 2. | 5 | 150 | vs. Sul Ross | 1954 | 30.0 |
| 3. | 3 | 87 | vs. West Texas State | 1955 | 29.0 |
| 4. | 3 | 77 | at Marshall | 2010 | 25.7 |
| 5. | 5 | 126 | at Drake | 1947 | 25.2 |
| 6. | 5 | 124 | at Arizona State | 2004 | 24.8 |
| 7. | 3 | 62 | vs. Cal Poly | 2003 | 20.7 |
| | 3 | 62 | vs. East Carolina | 2011 | 20.7 |
| 9. | 5 | 103 | vs. Midwestern | 1953 | 20.6 |
| 10. | 4 | 82 | vs. Texas Tech | 1955 | 20.5 |

SEASON

| | RET | YARDS | YEAR | AVG |
|----|-----|-------|------|-------|
| 1. | 13 | 260 | 2006 | 20.00 |
| 2. | 34 | 594 | 1955 | 17.47 |
| 3. | 11 | 186 | 1964 | 16.91 |
| 4. | 38 | 597 | 1956 | 15.71 |
| 5. | 28 | 432 | 1951 | 15.43 |
| 6. | 25 | 365 | 1948 | 14.60 |

T TEAM RECORDS

KICKOFF RETURNS

KICKOFF RETURNS

Single Game: 12 (231) at Tulsa, 2008
 Season: 67 (1,365), 2008

KICKOFF RETURN YARDAGE

Single Game: 280 (10) vs. Colorado State, 1973
 Season: 1,538 (60 returns), 2010

KICKOFF RETURN AVERAGE

Single Game: 41.6 (5/208) vs. San Jose State, 2001
 Season: 25.63 (60/1,538), 2010

KICKOFF RETURNS SINGLE GAME

| | OPPONENT | YEAR | RET (YARDS) |
|----|--------------------|------|-------------|
| 1. | at Tulsa | 2008 | 12 (231) |
| 2. | vs. Hawaii | 2001 | 11 (190) |
| | at East Carolina | 2008 | 11 (199) |
| 4. | vs. Colorado State | 1973 | 10 (280) |
| | at Iowa | 1986 | 10 (161) |
| | at Kent State | 1985 | 10 (257) |
| | at Oklahoma | 2002 | 10 (159) |
| | at Texas | 2009 | 10 (199) |
| | at Arkansas | 2010 | 10 (271) |
| | at Louisiana Tech | 2014 | 10 (183) |

SEASON

| | YARDS | YPR | YEAR | RETURNS |
|-----|-------|-------|------|---------|
| 1. | 1,365 | 20.37 | 2008 | 67 |
| 2. | 1,309 | 20.14 | 1973 | 65 |
| | 1,327 | 20.42 | 2007 | 65 |
| 4. | 1,265 | 19.77 | 2002 | 64 |
| 5. | 1,304 | 21.38 | 2009 | 61 |
| 6. | 1,538 | 25.63 | 2010 | 60 |
| 7. | 1,171 | 19.85 | 1993 | 59 |
| 8. | 1,303 | 22.47 | 2001 | 58 |
| 9. | 1,013 | 17.77 | 1986 | 57 |
| 10. | 1,157 | 20.66 | 1995 | 56 |

KICKOFF RETURN YARDS SINGLE GAME

| | OPPONENT | YEAR | YARDS (RET) |
|-----|--------------------|------|-------------|
| 1. | vs. Colorado State | 1973 | 280 (10) |
| 2. | at Arkansas | 2010 | 271 (10) |
| 3. | at Kent State | 1985 | 257 (10) |
| 4. | at USF | 2011 | 251 (8) |
| 5. | at San Diego State | 1990 | 234 (9) |
| 6. | at Tulsa | 2008 | 231 (12) |
| 7. | at Southern Miss | 2012 | 222 (7) |
| 8. | vs. Tulsa | 1995 | 216 (7) |
| 9. | at Rice | 2011 | 212 (7) |
| 10. | vs. San Jose State | 2001 | 208 (5) |

SEASON

| | RETURNS | YPR | YEAR | YARDS |
|-----|---------|-------|------|-------|
| 1. | 60 | 25.63 | 2010 | 1,538 |
| 2. | 67 | 20.37 | 2008 | 1,365 |
| 3. | 65 | 20.42 | 2007 | 1,327 |
| 4. | 65 | 20.14 | 1973 | 1,309 |
| 5. | 61 | 21.38 | 2009 | 1,304 |
| 6. | 33 | 22.47 | 2001 | 1,303 |
| 7. | 49 | 26.35 | 2011 | 1,291 |
| 8. | 64 | 19.77 | 2002 | 1,265 |
| 9. | 53 | 23.02 | 2003 | 1,220 |
| 10. | 59 | 19.85 | 1993 | 1,171 |

KICKOFF RETURN AVERAGE SINGLE GAME (MINIMUM 3 RETURNS)

| | RET. | YARDS | OPPONENT | YEAR | AVG |
|-----|------|-------|----------------------|------|------|
| 1. | 3 | 132 | vs. UTSA | 2013 | 44.0 |
| 2. | 5 | 208 | vs. San Jose State | 2001 | 41.6 |
| 3. | 5 | 196 | at New Mexico | 1996 | 39.2 |
| 4. | 3 | 113 | vs. FIU | 2013 | 37.7 |
| 5. | 3 | 110 | vs. New Mexico | 1984 | 36.7 |
| 6. | 3 | 108 | vs. New Mexico State | 1999 | 36.0 |
| 7. | 3 | 103 | vs. Tulsa | 2001 | 34.3 |
| 8. | 5 | 171 | at North Carolina | 1993 | 34.2 |
| | 5 | 171 | at East Carolina | 2012 | 34.2 |
| 10. | 5 | 165 | at Hardin-Simmons | 1957 | 33.0 |

SEASON

| | RET. | YARDS | YEAR | AVG |
|-----|------|-------|------|-------|
| 1. | 30 | 819 | 1996 | 27.30 |
| 2. | 49 | 1,291 | 2011 | 26.35 |
| 3. | 60 | 1,538 | 2010 | 25.63 |
| 4. | 18 | 449 | 1956 | 24.94 |
| 5. | 46 | 1,130 | 2013 | 24.57 |
| 6. | 29 | 707 | 1957 | 24.38 |
| 7. | 46 | 1,096 | 2012 | 23.83 |
| 8. | 53 | 1,220 | 2003 | 23.02 |
| 9. | 28 | 633 | 1962 | 22.61 |
| 10. | 58 | 1,303 | 2001 | 22.47 |

FIRST DOWNS

MOST FIRST DOWNS

Single Game: 38 vs. Northern Michigan, 1986
 Season: 270, 2005

MOST RUSHING FIRST DOWNS

Single Game: 22 vs. New Mexico State vs. Hardin-Simmons, 1948
 Season: 147, 1948

MOST PASSING FIRST DOWNS

Single Game: 22 vs. Texas Tech, 2006
 Season: 161, 2005

FEWEST FIRST DOWNS ALLOWED

Single Game: 2 (1/1/0) at UTSA, 2014
 Season: 79 (50/28/1), 1947

MOST FIRST DOWNS SINGLE GAME

| | OPPONENT | YEAR | 1ST DOWNS |
|----|-----------------------|------|-----------|
| 1. | vs. Northern Michigan | 1986 | 38 |
| 2. | vs. UAB | 2009 | 36 |
| 3. | at Utah | 1987 | 34 |
| 4. | at SMU | 2007 | 32 |
| 5. | vs. East Carolina | 2007 | 31 |
| 6. | vs. BYU | 1977 | 30 |
| | at New Mexico | 1988 | 30 |
| | at Fresno State | 1999 | 30 |
| | vs. Weber State | 2004 | 30 |
| | at Memphis | 2005 | 30 |
| | vs. UAB | 2005 | 30 |
| | vs. Houston | 2011 | 30 |



T TEAM RECORDS

| SEASON | RUSH | PASS | PENALTY | YEAR | 1ST DOWNS |
|--------|------|------|---------|------|-----------|
| 1. | 87 | 161 | 22 | 2005 | 270 |
| 2. | 96 | 140 | 29 | 2010 | 265 |
| 3. | 93 | 141 | 27 | 2009 | 261 |
| 4. | 93 | 144 | 19 | 2007 | 256 |
| 5. | 86 | 148 | 18 | 1986 | 252 |
| 6. | 86 | 143 | 21 | 1999 | 250 |
| 7. | 121 | 101 | 26 | 2003 | 248 |
| 8. | 78 | 147 | 22 | 2008 | 247 |
| 9. | 115 | 119 | 12 | 1988 | 246 |
| 10. | 106 | 120 | 16 | 1995 | 242 |
| | 94 | 115 | 33 | 2000 | 242 |

MOST RUSHING FIRST DOWNS SEASON

| SEASON | TOTAL | YEAR | 1ST DOWN RUSH |
|--------|-------|------|---------------|
| 1. | 170 | 1948 | 147 |
| 2. | 173 | 1949 | 146 |
| 3. | 226 | 2014 | 138 |
| 4. | 166 | 1956 | 132 |
| | 199 | 1976 | 132 |
| 6. | 229 | 1992 | 130 |
| 7. | 196 | 1984 | 125 |
| 8. | 168 | 1954 | 123 |
| 9. | 248 | 2003 | 121 |
| 10. | 157 | 1950 | 120 |

MOST PASSING FIRST DOWNS SEASON

| SEASON | TOTAL | YEAR | 1ST DOWN PASSING |
|--------|-------|------|------------------|
| 1. | 270 | 2005 | 161 |
| 2. | 212 | 2006 | 152 |
| 3. | 252 | 1986 | 148 |
| 4. | 247 | 2008 | 147 |
| 5. | 256 | 2007 | 144 |
| 6. | 250 | 1999 | 143 |
| 7. | 261 | 2009 | 141 |
| 8. | 265 | 2010 | 140 |
| 9. | 190 | 1965 | 126 |
| 10. | 214 | 1989 | 125 |

PENALTIES MOST PENALTIES

Single Game: 22 (217), vs. BYU, 1981
 Season: 109 (864), 2003
 Per Game Average: 8.4 (109/864), 2003

MOST PENALTY YARDS

Single Game: 217 (22), vs. BYU, 1981
 Season: 864 (109), 2003
 Per Game Average: 73.5 (83/808), 1981

FEWEST PENALTIES

Single Game: 0 (0) vs. Hardin-Simmons, 1948;
 at North Texas, 1954;
 vs. North Texas, 1959;
 vs. Trinity, 1960;
 at Wyoming, 1965;
 at San Diego State, 2006

Season: 22 (201), 1960
 Per Game Average: 2.2 (22/201), 1960

FEWEST PENALTY YARDS

Single Game: 0 (0), vs. Hardin-Simmons, 1948;
 at North Texas, 1954;
 vs. North Texas, 1959;
 vs. Trinity, 1960;
 at Wyoming, 1965;
 at San Deigo State, 2006

Season: 201 (22), 1960
 Per Game Average: 20.1 (22/201), 1960

MOST OPPONENT PENALTIES

Single Game: 17 (122), at New Mexico, 2001
 Season: 110 (828), 1999; 110 (925), 2000
 Per Game Average: 9.2 (101/1,018), 1979

MOST OPPONENT PENALTY YARDS

Single Game: 163 (12), at New Mexico State, 1995
 Season: 1,018 (101), 1979
 Per Game Average: 92.5 (101/1,018), 1979

MOST PENALTIES SINGLE GAME

| OPONENT | YEAR | YDS | NO. | |
|---------|----------------------|------|-----|----|
| 1. | vs. BYU | 1981 | 217 | 22 |
| 2. | at Hawaii | 1986 | 123 | 15 |
| | at Rice | 2005 | 155 | 15 |
| 4. | vs. New Mexico State | 1949 | 170 | 14 |
| | at New Mexico State | 1980 | 123 | 14 |
| | vs. San Jose State | 2003 | 117 | 14 |
| 7. | vs. Hawaii | 1949 | 95 | 13 |
| | vs. Midwestern | 1953 | 109 | 13 |
| | at New Mexico State | 1984 | 110 | 13 |
| | at New Mexico | 1986 | 103 | 13 |
| | at Nevada | 2000 | 131 | 13 |
| | at Rice | 2003 | 89 | 13 |
| | vs. Kansas | 2009 | 137 | 13 |
| | at UTSA | 2016 | 72 | 13 |

SEASON

| YDS | YEAR | NO. | |
|-----|------|------|-----|
| 1. | 864 | 2003 | 109 |
| 2. | 810 | 2009 | 92 |
| 3. | 755 | 1983 | 89 |
| | 763 | 1986 | 89 |
| 5. | 676 | 2001 | 88 |
| 6. | 797 | 2007 | 86 |
| 7. | 722 | 1982 | 85 |
| 8. | 742 | 1984 | 84 |
| | 680 | 2000 | 84 |
| | 769 | 2005 | 84 |

MOST PENALTY YARDS SINGLE GAME

| OPONENT | YEAR | YDS | NO. | |
|---------|-----------------------|------|-----|-----|
| 1. | vs. BYU | 1981 | 22 | 217 |
| 2. | vs. New Mexico State | 1949 | 14 | 170 |
| 3. | at Rice | 2005 | 15 | 155 |
| 4. | at BYU | 1978 | 12 | 143 |
| 5. | vs. Utah | 1974 | 11 | 139 |
| 6. | at Texas-Arlington | 1974 | 12 | 137 |
| 7. | vs. Kansas | 2009 | 13 | 137 |
| 8. | vs. Northern Michigan | 1986 | 12 | 134 |
| 9. | at Nevada | 2000 | 13 | 131 |
| 10. | vs. New Mexico State | 2012 | 12 | 129 |

TEAM RECORDS

SEASON

| | NO. | YEAR | YDS |
|-----|-----|------|-----|
| 1. | 109 | 2003 | 864 |
| 2. | 78 | 1976 | 836 |
| 3. | 81 | 1980 | 824 |
| 4. | 92 | 2009 | 810 |
| 5. | 83 | 1981 | 808 |
| 6. | 86 | 2007 | 797 |
| 7. | 82 | 1978 | 786 |
| 8. | 78 | 1949 | 778 |
| 9. | 84 | 2005 | 769 |
| 10. | 89 | 1986 | 763 |

TURNOVERS

MOST FUMBLES

Single Game: 9, at Oklahoma State, 1977
 Season: 43, 1952 & 1976

MOST FUMBLES LOST

Single Game: 7, at Utah, 1976
 Season: 30, 1976

MOST INTERCEPTIONS THROWN

Single Game: 7, at Arizona, 1968 & at Utah, 1970
 Season: 33, 1965

MOST TOTAL TURNOVERS

Single Game: 10, at Utah, 1970
 Season: 55, 1965

MOST OPPONENT FUMBLES

Single Game: 11, at Wyoming, 1975
 Season: 47, 1977

MOST OPPONENT FUMBLES LOST

Single Game: 6, at Oklahoma State, 1977
 Season: 30, 1975

FUMBLES

| | OPPONENT | YEAR | FL | FUM |
|----|-------------------|------|----|-----|
| 1. | at Oklahoma State | 1977 | 3 | 9 |
| 2. | at North Texas | 1954 | 5 | 8 |
| | at Arizona State | 1958 | 4 | 8 |
| | vs. Arizona State | 1959 | 5 | 8 |
| | vs. Arizona | 1960 | 3 | 8 |

SEASON

| | FL | YEAR | FUM |
|----|----|------|-----|
| 1. | 21 | 1952 | 43 |
| | 19 | 1959 | 43 |
| | 30 | 1976 | 43 |
| 4. | 30 | 1954 | 42 |
| 5. | 26 | 1955 | 41 |

FUMBLES LOST

| | OPPONENT | YEAR | FUM | LOST |
|----|----------------------|------|-----|------|
| 1. | at Utah | 1976 | 7 | 7 |
| 2. | vs. New Mexico | 1949 | 7 | 6 |
| | vs. New Mexico State | 1955 | 6 | 6 |
| 4. | at North Texas | 2015 | 6 | 5* |

* Accomplished 13 times with last time showing.

SEASON

| | FUM | YEAR | LOST |
|----|-----|------|------|
| 1. | 42 | 1954 | 30 |
| | 43 | 1976 | 30 |
| 3. | 41 | 1955 | 26 |
| 4. | 34 | 1972 | 24 |
| 5. | 30 | 1975 | 23 |

INTERCEPTIONS

| | OPPONENT | YEAR | INT |
|----|-------------------|------|-----|
| 1. | at Arizona | 1968 | 7 |
| | at Utah | 1970 | 7 |
| 3. | at Cincinnati | 1951 | 6 |
| | at Hardin-Simmons | 1951 | 6 |
| | vs. BYU | 1973 | 6 |

SEASON

| | YEAR | INT |
|----|------|-----|
| 1. | 1965 | 33 |
| 2. | 1969 | 29 |
| | 1977 | 29 |
| 4. | 1941 | 27 |
| | 1973 | 27 |

TOTAL TURNOVERS

| | OPPONENT | YEAR | INT | FUM | T/O |
|----|---------------|------|-----|-----|-----|
| 1. | at Utah | 1970 | 3 | 7 | 10 |
| 2. | at New Mexico | 1967 | 2 | 7 | 9 |
| | vs. BYU | 1973 | 3 | 6 | 9 |
| | vs. BYU | 1977 | 4 | 5 | 9 |

SEASON

| | INT | FUM | YEAR | T/O |
|----|-----|-----|------|-----|
| 1. | 33 | 22 | 1965 | 55 |
| 2. | 29 | 20 | 1977 | 49 |
| 3. | 27 | 20 | 1941 | 47 |
| 4. | 16 | 30 | 1976 | 46 |
| 5. | 24 | 21 | 1978 | 45 |

TOTAL DEFENSE

FEWEST PLAYS ALLOWED

Single Game: 34, vs. New Mexico State, 1954
 Season: 492, 1962

FEWEST PLAYS ALLOWED

| | OPPONENT | YEAR | RUN | PASS | PLYS |
|-----|----------------------|------|-----|------|------|
| 1. | at New Mexico State | 1954 | 31 | 3 | 34 |
| 2. | vs. Kansas State | 1947 | 29 | 10 | 39 |
| 3. | vs. SMU | 2006 | 23 | 20 | 43 |
| 4. | at New Mexico State | 1976 | 34 | 10 | 44 |
| 5. | at BYU | 1949 | 32 | 13 | 45 |
| | at Trinity | 1957 | 32 | 13 | 45 |
| | vs. New Mexico State | 1947 | 30 | 15 | 45 |
| 8. | at New Mexico State | 1980 | 33 | 13 | 46 |
| | at UTSA | 2014 | 26 | 20 | 46 |
| 10. | vs. Eastern Illinois | 1994 | 32 | 15 | 47 |

SEASON

| | RUN | PASS | YEAR | PLYS |
|----|-----|------|------|------|
| 1. | 334 | 148 | 1947 | 482 |
| 2. | 400 | 92 | 1962 | 492 |
| 3. | 384 | 181 | 1953 | 515 |
| 4. | 459 | 104 | 1953 | 563 |
| 5. | 387 | 179 | 1948 | 566 |



FEWEST NET YARDS ALLOWED

Single Game: -10 vs. San Jose State, 1966
Season: 1,787, 1953

NET YARDS ALLOWED SINGLE GAME

| | OPPONENT | YEAR | RUN | PASS | YDS |
|-----|----------------------|------|------|------|-----|
| 1. | vs. San Jose State | 1966 | -106 | 96 | -10 |
| 2. | at New Mexico | 1955 | -61 | 66 | 5 |
| 3. | at UTSA | 2014 | 38 | 32 | 70 |
| 4. | vs. Sul Ross | 1953 | 60 | 20 | 80 |
| 5. | at New Mexico State | 1954 | 40 | 44 | 84 |
| 6. | vs. New Mexico State | 1950 | 103 | 3 | 106 |
| 7. | vs. New Mexico State | 1948 | 75 | 32 | 107 |
| 8. | vs. Mississippi | 1967 | 38 | 71 | 109 |
| 9. | vs. Weber State | 2004 | 34 | 78 | 112 |
| 10. | at Trinity | 1957 | 69 | 44 | 113 |

SEASON

| | YDS | RUN | PASS | YEAR | AVG |
|-----|-------|-------|-------|------|-------|
| 1. | 1,787 | 1,107 | 680 | 1953 | 198.6 |
| 2. | 1,951 | 1,079 | 872 | 1947 | 216.8 |
| 3. | 2,260 | 1,163 | 1,097 | 1949 | 226.0 |
| 4. | 2,337 | 1,889 | 438 | 1963 | 233.7 |
| 5. | 2,341 | 1,603 | 738 | 1955 | 234.1 |
| 6. | 2,397 | 1,455 | 1,142 | 1948 | 239.7 |
| 7. | 2,502 | 728 | 1,769 | 1966 | 250.2 |
| 8. | 2,533 | 1,617 | 916 | 1956 | 253.3 |
| 9. | 2,376 | 1,871 | 505 | 1962 | 264.0 |
| 10. | 2,702 | 2,071 | 631 | 1954 | 270.2 |

PASS DEFENSE FEWEST PASSES ATTEMPTED

Single Game: 2, by Air Force, 1987
Season: 92, 1962

FEWEST PASSES COMPLETED

Single Game: 0, by Air Force, 1984
Season: 35, 1962; 35, 1963

FEWEST PASSING YARDS ALLOWED

Single Game: 0, by Air Force, 1984
Season: 438, 1963

FEWEST PASSING YARDS SINGLE GAME SINCE 1965

| | OPPONENT | YEAR | CMP-ATT-INT | YDS |
|-----|--------------------------|------|-------------|-----|
| 1. | vs. Air Force | 1984 | 0-3-0 | 0 |
| 2. | vs. Colorado State | 1979 | 1-5-0 | 8 |
| 3. | vs. Colorado State | 1971 | 1-3-0 | 11 |
| | vs. East Tennessee State | 1975 | 1-13-2 | 11 |
| 5. | vs. Rice | 1996 | 2-4-0 | 13 |
| 6. | at Air Force | 1987 | 1-2-1 | 17 |
| 7. | at Colorado State | 1976 | 3-6-0 | 19 |
| | vs. Mankato State | 1988 | 3-9-1 | 19 |
| 9. | at Wyoming | 1975 | 2-6-0 | 22 |
| 10. | vs. Pacific | 1972 | 3-7-0 | 23 |

FEWEST YARDS ALLOWED

SEASON SINCE 1960

| | YDS | CMP-ATT-INT | YEAR | AVG |
|-----|-------|-------------|------|-------|
| 1. | 438 | 35-104-7 | 1963 | 43.8* |
| 2. | 505 | 35-92-9 | 1962 | 56.1 |
| 3. | 935 | 65-157-15 | 1960 | 93.5 |
| 4. | 1,117 | 69-137-10 | 1972 | 111.7 |
| 5. | 1,343 | 89-186-7 | 1976 | 111.9 |
| 6. | 1,189 | 60-127-6 | 1961 | 118.9 |
| 7. | 1,285 | 97-263-11 | 1969 | 128.5 |
| 8. | 1,516 | 132-270-23 | 1971 | 137.8 |
| 9. | 1,422 | 82-165-7 | 1964 | 142.2 |
| 10. | 1,575 | 100-200-10 | 1975 | 143.2 |

* NCAA Statistical Champion

MOST INTERCEPTIONS

Single Game: 7, vs. Pacific, 1971
Season: 24, 1966

INTERCEPTION RETURN YARDS

Single Game: 150, vs. West Texas State, 1965
Season: 422, 2007

INTERCEPTIONS SINGLE GAME

| | OPPONENT | YEAR | INT |
|----|----------------------|------|-----|
| 1. | vs. Pacific | 1971 | 7 |
| 2. | vs. San Diego State | 1989 | 6 |
| 3. | vs. West Texas State | 1965 | 5 |
| | at West Texas State | 1966 | 5 |
| | at Arizona State | 1967 | 5 |
| | vs. Houston | 2005 | 5 |
| 7. | vs. New Mexico | 1966 | 4 |
| | vs. Texas-Arlington | 1966 | 4 |
| | at BYU | 1966 | 4 |
| | vs. UC-Santa Barbara | 1967 | 4 |
| | at New Mexico | 1967 | 4 |
| | vs. New Mexico State | 1968 | 4 |
| | at Colorado State | 1970 | 4 |
| | vs. BYU | 1985 | 4 |
| | at New Mexico State | 1986 | 4 |
| | at New Mexico State | 1988 | 4 |
| | vs. Texas Southern | 2007 | 4 |
| | vs. East Carolina | 2007 | 4 |
| | vs. SMU | 2008 | 4 |
| | at Tulane | 2011 | 4 |

SEASON

| | YDS | YEAR | INT |
|----|-----|------|-----|
| 1. | 332 | 1966 | 24 |
| 2. | 193 | 1971 | 23 |
| 3. | 352 | 1988 | 22 |
| 4. | 367 | 1965 | 21 |
| | 223 | 1967 | 21 |

TEAM RECORDS

INTERCEPTION RETURN YARDS SINGLE GAME

| | OPPONENT | YEAR | INT | YDS |
|----|----------------------|------|-----|-----|
| 1. | vs. West Texas State | 1965 | 5 | 150 |
| 2. | at BYU | 1996 | 3 | 134 |
| 3. | at West Texas State | 1966 | 5 | 123 |
| 4. | at New Mexico | 1967 | 4 | 115 |
| 5. | vs. Arizona | 1939 | 3 | 114 |
| 6. | vs. New Mexico | 1962 | 2 | 104 |
| | vs. BYU | 1985 | 4 | 104 |
| 8. | vs. Wichita | 1939 | 3 | 103 |
| 9. | at Hawaii | 1991 | 2 | 100 |
| | at New Mexico State | 2007 | 1 | 100 |
| | at UCF | 2007 | 1 | 100 |

SEASON

| | INT | YEAR | YDS |
|-----|-----|------|-----|
| 1. | 18 | 2007 | 422 |
| 2. | 21 | 1965 | 367 |
| 3. | 22 | 1988 | 352 |
| 4. | 24 | 1966 | 332 |
| 5. | 18 | 2004 | 295 |
| 6. | 14 | 2005 | 285 |
| 7. | 16 | 1955 | 273 |
| 8. | 9 | 1962 | 246 |
| | 17 | 1980 | 246 |
| 10. | 19 | 1989 | 232 |

DEFENSIVE PASS EFFICIENCY SEASON

| | YEAR | CMP | ATT | INT | TD | YDS | RATING |
|-----|------|-----|-----|-----|----|------|--------|
| 1. | 1963 | 35 | 104 | 7 | 1 | 438 | 58.74 |
| 2. | 1956 | 66 | 175 | 23 | 3 | 916 | 61.05 |
| 3. | 1955 | 61 | 154 | 16 | 3 | 738 | 65.51 |
| 4. | 1953 | 51 | 131 | 14 | 2 | 680 | 66.20 |
| 5. | 1949 | 75 | 208 | 19 | 6 | 1097 | 71.61 |
| 6. | 1946 | 48 | 125 | 15 | 3 | 805 | 76.42 |
| 7. | 1962 | 35 | 92 | 9 | 4 | 505 | 78.93 |
| 8. | 1965 | 145 | 347 | 21 | 12 | 1580 | 79.34 |
| 9. | 1967 | 142 | 342 | 21 | 11 | 1679 | 81.09 |
| 10. | 1969 | 97 | 263 | 11 | 10 | 1285 | 82.11 |

RUSH DEFENSE FEWEST RUSHING ATTEMPTS

Single Game: 11, by Hawaii, 2003
Season: 92, 1962

FEWEST RUSHING YARDS ALLOWED

Single Game: -106, vs. San Jose State, 1966
Season: 728, 1966

FEWEST RUSHING ATTEMPTS SINGLE GAME

| | OPPONENT | YEAR | YDS | ATT |
|-----|----------------------|------|-----|-----|
| 1. | at Hawaii | 2003 | 37 | 11 |
| 2. | vs. Valdosta State | 1995 | 35 | 13 |
| 3. | vs. Hawaii | 2004 | 77 | 14 |
| 4. | vs. West Texas State | 1965 | 25 | 15 |
| 5. | vs. Texas Tech | 2006 | 103 | 18 |
| 6. | at San Jose State | 1996 | 46 | 19 |
| 7. | at BYU | 1984 | 227 | 20 |
| | vs. BYU | 1997 | 0 | 20 |
| | vs. SMU | 2008 | 64 | 20 |
| 10. | at Hawaii | 1948 | 20 | 21 |
| | at Texas Tech | 2007 | 77 | 21 |
| | vs. New Mexico State | 2014 | 90 | 21 |
| | at Western Kentucky | 2014 | 64 | 21 |

FEWEST YARDS ALLOWED SINGLE GAME

| | OPPONENT | YEAR | ATT | YDS |
|-----|----------------------|------|-----|------|
| 1. | vs. San Jose State | 1966 | 32 | -106 |
| 2. | at New Mexico | 1955 | 31 | -61 |
| 3. | at New Mexico State | 2005 | 24 | -17 |
| 4. | at Arizona State | 1966 | 50 | -13 |
| 5. | vs. BYU | 1997 | 20 | 0 |
| 6. | at Tulsa | 2000 | 26 | 6 |
| 7. | at Northern Illinois | 1996 | 24 | 11 |
| 8. | vs. West Virginia | 1950 | 26 | 12 |
| 9. | at New Mexico State | 2011 | 29 | 16 |
| 10. | vs. New Mexico | 1989 | 28 | 23 |

MOST RUSHING ATTEMPTS SINGLE GAME

| | OPPONENT | YEAR | YDS | ATT |
|----|----------------------|------|-----|-----|
| 1. | at New Mexico | 1971 | 518 | 90 |
| 2. | vs. Colorado State | 1971 | 363 | 81 |
| | vs. Air Force | 1988 | 433 | 81 |
| 4. | at Abilene Christian | 1951 | 314 | 80 |
| 5. | vs. Rice | 2004 | 312 | 79 |
| 6. | at Arizona State | 1977 | 413 | 78 |
| 7. | at Colorado State | 1972 | 299 | 76 |
| 8. | at Oklahoma State | 1977 | 477 | 74 |
| 9. | vs. New Mexico | 1972 | 522 | 73 |
| | at Rice | 2001 | 293 | 73 |
| | vs. Army | 2016 | 426 | 73 |

MOST YARDS ALLOWED SINGLE GAME

| | OPPONENT | YEAR | ATT | YDS |
|-----|-------------------|------|-----|-----|
| 1. | vs. New Mexico | 1972 | 73 | 522 |
| 2. | at New Mexico | 1971 | 90 | 518 |
| 3. | at Wyoming | 1975 | 65 | 485 |
| 4. | vs. Arizona | 1952 | 38 | 483 |
| 5. | vs. Arizona State | 1973 | 52 | 482 |
| 6. | at Texas Tech | 1954 | 45 | 480 |
| 7. | at Oklahoma State | 1977 | 74 | 477 |
| 8. | at Colorado State | 1978 | 72 | 475 |
| | at TCU | 1999 | 61 | 475 |
| 10. | at Idaho | 1973 | 64 | 448 |

SCORING DEFENSE SINGLE GAME

Fewest Points Allowed: 0 several times, last at UTSA, 2014

SEASON

Fewest Touchdowns Allowed: 10, 1956
Fewest Points Allowed: 65, 1956

THE MOST ONE-HALF . . .

Points: 43, vs. Northern Michigan, 1986
Points Allowed: 49, at Tulsa, 2008
TDs Passing: 5, Brooks Dawson at New Mexico, 1967
TDs Rushing: 4, Fred Wendt vs. NMSU, 1948
4, Howard Jackson vs. Sacramento State, 2002
4, Donald Buckram vs. Houston, 2009
First Downs: 19, vs. UAB, 2009
Rushing Yards: 207, Fred Wendt vs. NMSU, 1948
Passing Yards: 309, Billy Stevens vs. North Texas, 1965



MISCELLANEOUS

IN SEASON OPENERS

OVERALL: 43-52-5

HOME: 33-19-3

ROAD: 10-33-2

| YEAR | OPPONENT | RESULT |
|------|--------------------------|----------|
| 1914 | vs. YMCA | W, 7-6 |
| 1915 | vs. 20th Infantry | W, 42-6 |
| 1916 | vs. El Paso High | L, 3-14 |
| 1917 | at El Paso High | T, 0-0 |
| 1919 | vs. Motor Transport | W, 32-0 |
| 1920 | vs. Arizona | L, 7-60 |
| 1921 | vs. Calamus Club | L, 0-21 |
| 1922 | vs. Arizona | L, 0-18 |
| 1923 | vs. 8th Cavalry | W, 20-0 |
| 1924 | vs. Sul Ross State | W, 32-6 |
| 1925 | at Sul Ross State | L, 7-31 |
| 1926 | vs. Western New Mexico | W, 25-3 |
| 1927 | vs. Arizona | L, 6-28 |
| 1928 | vs. Western New Mexico | W, 68-0 |
| 1929 | vs. New Mexico Mines | W, 46-0 |
| 1930 | at Texas | L, 0-28 |
| 1931 | vs. Wayland Baptist | W, 10-0 |
| 1932 | vs. Wayland Baptist | W, 38-7 |
| 1933 | at Texas | L, 6-22 |
| 1934 | vs. Daniel Baker | W, 34-7 |
| 1935 | at New Mexico | L, 0-20 |
| 1936 | vs. West Texas State | L, 7-13 |
| 1937 | at New Mexico State | L, 0-14 |
| 1938 | vs. New Mexico Military | W, 26-0 |
| 1939 | vs. Texas Tech | W, 7-2 |
| 1940 | at Northern Arizona | W, 28-7 |
| 1941 | vs. Louisiana Tech | T, 0-0 |
| 1942 | at Louisiana Tech | L, 0-20 |
| 1946 | vs. Drake | L, 2-7 |
| 1947 | at Drake | W, 19-7 |
| 1948 | vs. McMurry | W, 33-14 |
| 1949 | at BYU | W, 47-6 |
| 1950 | at Cincinnati | L, 0-32 |
| 1951 | vs. North Texas | L, 0-33 |
| 1952 | vs. North Texas | L, 14-27 |
| 1953 | vs. Sul Ross State | W, 26-7 |
| 1954 | vs. Sul Ross State | W, 35-14 |
| 1955 | vs. North Texas | T, 7-7 |
| 1956 | at Texas Tech | W, 17-13 |
| 1957 | vs. North Texas | W, 14-13 |
| 1958 | at North Texas | L, 8-26 |
| 1959 | vs. University of Mexico | W, 43-8 |
| 1960 | vs. Utah State | L, 7-20 |
| 1961 | at Utah State | L, 6-21 |
| 1962 | at North Texas | L, 6-19 |
| 1963 | vs. North Texas | W, 34-7 |
| 1964 | at North Texas | T, 0-0 |
| 1965 | vs. North Texas | W, 61-15 |
| 1966 | at Arizona State | L, 26-30 |
| 1967 | vs. UC Santa Barbara | W, 50-14 |
| 1968 | vs. UC Santa Barbara | T, 14-14 |
| 1969 | vs. Pacific | W, 14-10 |
| 1970 | vs. Pacific | L, 18-24 |
| 1971 | vs. Texas-Arlington | W, 38-9 |
| 1972 | vs. Lamar | L, 28-42 |
| 1973 | at Idaho | L, 14-62 |
| 1974 | vs. Pacific | L, 14-17 |
| 1975 | at San Diego State | L, 10-31 |
| 1976 | vs. Texas-Arlington | W, 38-15 |

| YEAR | OPPONENT | RESULT |
|------|-------------------------|-------------|
| 1977 | vs. North Texas | L, 10-41 |
| 1978 | at North Texas | L, 0-49 |
| 1979 | at North Texas | L, 0-35 |
| 1980 | at Texas Tech | L, 7-35 |
| 1981 | vs. New Mexico State | L, 7-14 |
| 1982 | at New Mexico State | W, 20-17 |
| 1983 | vs. New Mexico State | W, 20-9 |
| 1984 | at Texas A&M | L, 17-20 |
| 1985 | at Air Force | L, 6-48 |
| 1986 | vs. Northern Michigan | W, 64-29 |
| 1987 | vs. New Mexico State | W, 31-0 |
| 1988 | vs. Mankato State | W, 37-3 |
| 1989 | vs. Tulsa | L, 14-23 |
| 1990 | vs. BYU | L, 10-30 |
| 1991 | vs. New Mexico | W, 35-19 |
| 1992 | vs. BYU | L, 28-38 |
| 1993 | at Arizona | L, 6-24 |
| 1994 | at Wyoming | L, 13-36 |
| 1995 | at New Mexico State | L, 17-45 |
| 1996 | at Arizona | L, 3-23 |
| 1997 | at LSU | L, 3-55 |
| 1998 | at Texas Tech | L, 3-35 |
| 1999 | vs. New Mexico | W, 13-10 |
| 2000 | at Oklahoma | L, 14-55 |
| 2001 | at New Mexico | L, 6-26 |
| 2002 | vs. Sacramento State | W, 42-12 |
| 2003 | at Arizona | L, 7-42 |
| 2004 | at Arizona State | L, 9-41 |
| 2005 | at New Mexico State | W, 34-17 |
| 2006 | at San Diego State | W, 34-27 |
| 2007 | vs. New Mexico | W, 10-6 |
| 2008 | at Buffalo | L, 17-42 |
| 2009 | vs. Buffalo | L, 17-23 |
| 2010 | vs. Arkansas-Pine Bluff | W, 31-10 |
| 2011 | vs. Stony Brook | W, 31-24 OT |
| 2012 | vs. Oklahoma | L, 7-24 |
| 2013 | vs. New Mexico | L, 35-42 |
| 2014 | at New Mexico | W, 31-24 |
| 2015 | at Arkansas | L, 13-48 |
| 2016 | vs. NM State | W, 38-22 |
| 2017 | at Oklahoma | L, 7-56 |

IN HOME OPENERS

OVERALL: 59-35-4

| YEAR | OPPONENT | RESULT |
|------|------------------------|---------|
| 1914 | vs. YMCA | W, 7-6 |
| 1916 | vs. 20th Infantry | W, 42-6 |
| 1919 | vs. Motor Transport | W, 32-0 |
| 1920 | vs. Arizona | L, 7-60 |
| 1921 | vs. Calamus Club | L, 0-21 |
| 1922 | vs. Arizona | L, 0-18 |
| 1923 | vs. 8th Cavalry | W, 20-0 |
| 1924 | vs. Sul Ross State | W, 32-6 |
| 1925 | vs. New Mexico | W, 19-2 |
| 1926 | vs. Western New Mexico | W, 25-3 |
| 1927 | vs. Arizona | L, 6-19 |
| 1928 | vs. Western New Mexico | W, 68-0 |
| 1929 | vs. New Mexico Mines | W, 46-0 |
| 1930 | vs. Arizona State | W, 19-6 |
| 1931 | vs. Wayland Baptist | W, 10-0 |
| 1932 | vs. Wayland Baptist | W, 38-7 |
| 1933 | vs. Howard Payne | L, 0-6 |
| 1934 | vs. Daniel Baker | W, 34-7 |
| 1935 | vs. St. Mary's | L, 0-38 |

| YEAR | OPPONENT | RESULT |
|------|--------------------------|----------|
| 1936 | vs. West Texas State | L, 7-13 |
| 1937 | vs. West Texas State | W, 16-14 |
| 1938 | vs. New Mexico Military | W, 26-0 |
| 1939 | vs. Texas Tech | W, 7-2 |
| 1940 | vs. North Dakota | W, 20-6 |
| 1941 | vs. Louisiana Tech | T, 0-0 |
| 1942 | vs. New Mexico | W, 7-0 |
| 1946 | vs. Drake | L, 2-7 |
| 1947 | vs. Kansas State | W, 20-6 |
| 1948 | vs. McMurry | W, 33-14 |
| 1949 | vs. John Carroll | W, 33-7 |
| 1950 | vs. New Mexico State | W, 40-0 |
| 1951 | vs. North Texas State | L, 10-33 |
| 1952 | vs. Sul Ross State | W, 42-0 |
| 1953 | vs. Sul Ross State | W, 26-7 |
| 1954 | vs. Sul Ross State | W, 35-14 |
| 1955 | vs. North Texas | T, 7-7 |
| 1956 | vs. Abilene Christian | W, 20-0 |
| 1957 | vs. North Texas | W, 14-13 |
| 1958 | vs. New Mexico | W, 15-6 |
| 1959 | vs. University of Mexico | W, 43-8 |
| 1960 | vs. Utah State | L, 7-20 |
| 1961 | vs. West Texas State | L, 27-56 |
| 1962 | vs. New Mexico | W, 16-14 |
| 1963 | vs. North Texas | W, 34-7 |
| 1964 | vs. BYU | T, 18-18 |
| 1965 | vs. North Texas | W, 61-15 |
| 1966 | vs. New Mexico | W, 51-3 |
| 1967 | vs. UC Santa Barbara | W, 50-14 |
| 1968 | vs. UC Santa Barbara | T, 14-14 |
| 1969 | vs. Pacific | W, 14-10 |
| 1970 | vs. Pacific | L, 18-24 |
| 1971 | vs. Texas-Arlington | W, 38-9 |
| 1972 | vs. Lamar | L, 28-42 |
| 1973 | vs. Pacific | L, 9-34 |
| 1974 | vs. Pacific | L, 14-17 |
| 1975 | vs. New Mexico State | L, 24-31 |
| 1976 | vs. Texas-Arlington | W, 38-15 |
| 1977 | vs. North Texas | L, 10-41 |
| 1978 | vs. Air Force | L, 25-34 |
| 1979 | vs. Pacific | W, 31-7 |
| 1980 | vs. North Texas | L, 15-35 |
| 1981 | vs. New Mexico State | L, 7-14 |
| 1982 | vs. SMU | L, 10-31 |
| 1983 | vs. New Mexico State | W, 20-9 |
| 1984 | vs. Idaho State | W, 16-14 |
| 1985 | vs. New Mexico State | L, 20-22 |
| 1986 | vs. Northern Michigan | W, 64-29 |
| 1987 | vs. New Mexico State | W, 31-0 |
| 1988 | vs. Mankato State | W, 37-3 |
| 1989 | vs. Tulsa | L, 14-23 |
| 1990 | vs. BYU | L, 10-30 |
| 1991 | vs. New Mexico | W, 35-19 |
| 1992 | vs. BYU | L, 28-38 |
| 1993 | vs. UNLV | W, 41-24 |
| 1994 | vs. Eastern Illinois | W, 22-20 |
| 1995 | vs. Valdosta State | W, 34-24 |
| 1996 | vs. New Mexico State | W, 14-7 |
| 1997 | vs. New Mexico | L, 20-38 |
| 1998 | vs. Oregon | L, 26-33 |
| 1999 | vs. New Mexico | W, 13-10 |
| 2000 | vs. SMU | W, 37-20 |
| 2001 | vs. Texas Southern | W, 52-6 |

MISCELLANEOUS

| YEAR | OPPONENT | RESULT |
|------|-------------------------|--------------|
| 2002 | vs. Sacramento State | W, 42-12 |
| 2003 | vs. Cal Poly | L, 13-34 |
| 2004 | vs. Weber State | W, 32-0 |
| 2005 | vs. Houston | W, 44-41 2OT |
| 2006 | vs. Texas Tech | L, 35-38 OT |
| 2007 | vs. New Mexico | W, 10-6 |
| 2008 | vs. Texas | L, 13-42 |
| 2009 | vs. Buffalo | L, 17-23 |
| 2010 | vs. Arkansas-Pine Bluff | W, 31-10 |
| 2011 | vs. Stony Brook | W, 31-24 OT |
| 2012 | vs. Oklahoma | L, 7-24 |
| 2013 | vs. New Mexico | L, 35-42 |
| 2014 | vs. Texas Tech | L, 26-30 |
| 2015 | vs. Incarnate Word | W, 27-17 |
| 2016 | vs. NM State | W, 38-22 |
| 2017 | vs. Rice | L, 14-31 |

IN HOMECOMING GAMES OVERALL: 38-47-1

| YEAR | OPPONENT | RESULT |
|------|-------------------------|----------|
| 1929 | vs. New Mexico State | W, 8-0 |
| 1930 | vs. New Mexico Military | W, 27-7 |
| 1931 | vs. New Mexico State | W, 20-0 |
| 1932 | vs. St. Edward's | W, 27-13 |
| 1933 | vs. New Mexico State | W, 9-0 |
| 1934 | vs. New Mexico | L, 15-21 |
| 1935 | vs. Western New Mexico | W, 9-7 |
| 1936 | vs. Arizona State | L, 0-19 |
| 1937 | vs. Sul Ross State | W, 34-20 |
| 1938 | vs. Arizona State | W, 14-6 |
| 1939 | vs. Arizona | W, 14-6 |
| 1940 | vs. New Mexico State | W, 40-26 |
| 1941 | vs. Northern Arizona | W, 23-20 |
| 1942 | vs. New Mexico State | W, 61-6 |
| 1946 | vs. New Mexico State | L, 7-14 |
| 1947 | vs. New Mexico State | W, 26-0 |
| 1948 | vs. Hardin-Simmons | T, 27-27 |
| 1949 | vs. Texas Tech | L, 0-13 |
| 1950 | vs. Hardin-Simmons | W, 21-20 |
| 1951 | vs. Texas Tech | L, 7-27 |
| 1952 | vs. Arizona | L, 7-55 |
| 1953 | vs. New Mexico State | W, 39-0 |
| 1954 | vs. Hardin-Simmons | W, 20-7 |
| 1955 | vs. Arizona State | L, 13-20 |
| 1956 | vs. Hardin-Simmons | W, 51-13 |
| 1957 | vs. Arizona State | L, 7-43 |
| 1958 | vs. Hardin-Simmons | L, 6-14 |
| 1959 | vs. New Mexico State | W, 20-15 |
| 1960 | vs. Hardin-Simmons | W, 45-6 |
| 1961 | vs. Arizona State | L, 28-48 |
| 1962 | vs. Arizona | L, 0-7 |
| 1963 | vs. Texas Tech | L, 3-7 |
| 1964 | vs. New Mexico | L, 12-20 |
| 1965 | vs. Colorado State | W, 35-10 |
| 1966 | vs. Wyoming | L, 7-31 |
| 1967 | vs. New Mexico State | W, 46-24 |
| 1968 | vs. Wyoming | L, 19-26 |
| 1969 | vs. Arizona State | L, 19-42 |
| 1970 | vs. Arizona | W, 33-17 |
| 1971 | vs. Utah | L, 10-32 |
| 1972 | vs. New Mexico | L, 7-56 |
| 1973 | vs. Colorado State | L, 24-76 |
| 1974 | vs. Wyoming | W, 35-13 |
| 1975 | vs. Arizona | L, 0-36 |

| YEAR | OPPONENT | RESULT |
|------|----------------------|---------------|
| 1976 | vs. Arizona State | L, 6-23 |
| 1977 | vs. New Mexico State | W, 23-21 |
| 1978 | vs. New Mexico | L, 0-21 |
| 1979 | vs. Hawaii | L, 12-27 |
| 1980 | vs. New Mexico | L, 21-22 |
| 1981 | vs. Hawaii | L, 7-35 |
| 1982 | vs. Air Force | L, 7-35 |
| 1983 | vs. Colorado State | L, 15-31 |
| 1984 | vs. Hawaii | L, 20-24 |
| 1985 | vs. Hawaii | L, 7-23 |
| 1986 | vs. San Diego State | L, 10-15 |
| 1987 | vs. Lamar | W, 38-14 |
| 1988 | vs. Colorado State | W, 34-14 |
| 1989 | vs. Colorado State | L, 0-52 |
| 1990 | vs. Hawaii | W, 12-10 |
| 1991 | vs. Colorado State | L, 18-23 |
| 1992 | vs. Air Force | L, 22-28 |
| 1993 | vs. Utah | L, 29-45 |
| 1994 | vs. BYU | L, 28-34 |
| 1995 | vs. Tulsa | L, 28-38 |
| 1996 | vs. Rice | L, 21-48 |
| 1997 | vs. San Jose State | L, 7-10 |
| 1998 | vs. San Jose State | W, 28-21 |
| 1999 | vs. SMU | W, 42-28 |
| 2000 | vs. Fresno State | W, 23-13 |
| 2001 | vs. San Jose State | L, 28-40 |
| 2002 | vs. Rice | W, 38-35 |
| 2003 | vs. Louisiana Tech | L, 35-38 |
| 2004 | vs. Hawaii | W, 51-20 |
| 2005 | vs. Marshall | W, 31-3 |
| 2006 | vs. Rice | L, 31-37 |
| 2007 | vs. East Carolina | L, 42-45 (OT) |
| 2008 | vs. Tulane | W, 24-21 |
| 2009 | vs. Houston | W, 58-41 |
| 2010 | vs. Rice | W, 44-24 |
| 2011 | vs. Colorado State | W, 31-17 |
| 2012 | vs. Tulane | W, 24-20 |
| 2013 | vs. Louisiana Tech | L, 35-38 |
| 2014 | vs. Old Dominion | W, 42-35 |
| 2015 | vs. UTSA | L, 6-25 |
| 2016 | vs. Old Dominion | L, 21-31 |
| 2017 | vs. WKU | L, 14-15 |

UTEP VS. THE ASSOCIATED PRESS TOP 25

OVERALL: 4-54 (HOME 3-18, AWAY 1-36)

| YEAR | OPPONENT | RESULT |
|----------------------|----------------------------|-----------------|
| Jan. 1, 1957 | vs. 16 George Washington | L, 0-13 |
| Nov. 26, 1960 | at 15 New Mexico State | L, 15-27 |
| Nov. 13, 1967 | vs. 6 Wyoming | L, 19-21 |
| Sept. 28, 1968 | at 17 Arizona State | L, 19-31 |
| Nov. 16, 1968 | vs. 20 Wyoming | L, 19-26 |
| Oct. 11, 1969 | at 18 Wyoming | L, 9-37 |
| Oct. 24, 1970 | vs. 12 Arizona State | L, 13-42 |
| Oct. 2, 1971 | at 13 Arizona State | L, 7-24 |
| Nov. 17, 1973 | vs. 13 Arizona State | L, 13-54 |
| Oct. 5, 1974 | at 12 Arizona | L, 13-42 |
| Nov. 2, 1974 | at 14 Arizona State | W, 31-27 |
| Oct. 11, 1975 | vs. 17 Arizona | L, 0-36 |
| Oct. 25, 1975 | at 11 Arizona State | L, 6-24 |
| Nov. 26, 1977 | vs. 18 BYU | L, 19-68 |
| Nov. 1, 1980 | at 17 BYU | L, 7-83 |
| Sept. 19, 1981 | vs. 13 BYU | L, 8-65 |
| Sept. 11, 1982 | at 2 Washington | L, 0-55 |
| Sept. 18, 1982 | vs. 6 SMU | L, 10-31 |
| Oct. 16, 1982 | at 10 Arizona State | L, 6-37 |
| Nov. 5, 1983 | vs. 12 BYU | L, 9-31 |
| Nov. 3, 1984 | at 4 BYU | L, 9-42 |
| Sept. 7, 1985 | at 3 SMU | L, 23-35 |
| Oct. 26, 1985 | vs. 7 BYU | W, 23-16 |
| Sept. 27, 1986 | at 15 Iowa | L, 7-69 |
| Oct. 3, 1987 | at 13 Arizona State | L, 16-35 |
| Nov. 5, 1988 | at 10 Wyoming | L, 6-51 |
| Sept. 30, 1989 | at 8 Arkansas | L, 7-39 |
| Oct. 21, 1989 | at 21 BYU | L, 24-49 |
| Sept. 1, 1990 | vs. 16 BYU | L, 10-30 |
| Sept. 15, 1990 | at 7 Tennessee | L, 0-56 |
| Nov. 28, 1992 | vs. 25 Fresno State | L, 18-43 |
| Sept. 4, 1993 | at 14 Arizona | L, 6-24 |
| Oct. 2, 1993 | at 16 North Carolina | L, 39-45 |
| Oct. 15, 1994 | at 15 Colorado State | L, 9-47 |
| Oct. 29, 1994 | at 12 Utah | L, 7-52 |
| Nov. 2, 1996 | at 13 BYU | L, 10-69 |
| Sept. 6, 1997 | at 10 LSU | L, 3-55 |
| Nov. 1, 1997 | vs. 25 BYU | W, 14-3 |
| Sept. 12, 1998 | vs. 24 Oregon | L, 26-33 |
| Sept. 18, 1999 | at 16 Kansas State | L, 7-40 |
| Sept. 2, 2000 | at 19 Oklahoma | L, 14-55 |
| Nov. 18, 2000 | at 15 TCU | L, 14-47 |
| Sept. 14, 2002 | at 3 Oklahoma | L, 0-68 |
| Nov. 15, 2003 | at 24 Boise State | L, 21-51 |
| Sept. 18, 2004 | vs. 23 Boise State | L, 31-47 |
| Sept. 9, 2006 | vs. 24 Texas Tech | L, 35-38 OT |
| Sept. 6, 2008 | vs. 10 Texas | L, 13-42 |
| Sept. 12, 2009 | vs. 24 Kansas | L, 7-34 |
| Sept. 26, 2009 | at 2 Texas | L, 7-64 |
| Oct. 3, 2009 | vs. 12 Houston | W, 58-41 |
| Nov. 13, 2010 | at 14 Arkansas | L, 21-58 |
| Sept. 24, 2011 | at 18 USF | L, 24-52 |
| Sept. 1, 2012 | vs. 4 Oklahoma | L, 7-24 |
| Nov. 2, 2012 | at 12 Texas A&M | L, 7-57 |
| Sept. 27, 2014 | at 25 Kansas State | L, 28-58 |
| Sept. 5, 2015 | at 18 Arkansas | L, 13-48 |
| Sept. 10, 2016 | at 11 Texas | L, 7-41 |
| Sept. 10, 2017 | at 7 Oklahoma | L, 7-56 |



SUN BOWL HIGHLIGHTS

SEPT. 21, 1963

Larry Durham ran 54 yards for a touchdown on the game's first play from scrimmage in the inaugural game in the Sun Bowl. The Miners defeated North Texas State 34-7.

OCT. 15, 1966

The Miners' 68 points in a 68-21 win over Texas-Arlington marked the most-ever scored in the Sun Bowl.

NOV. 18, 1967

For the first time in school history the Miners faced a nationally-ranked team, as UTEP hosted sixth-ranked Wyoming. The game featured the first sellout in school history, as 35,023 fans packed a Sun Bowl that seated just 30,000 fans. UTEP took a 13-3 halftime lead before Wyoming stormed back. With seconds remaining, UTEP's Jerry Waddles attempted a 44-yard field goal that went just wide, giving the No. 4 Cowboys a 21-19 win over the Miners.

SEPT. 21, 1968

UTEP played its first game as a member of the Western Athletic Conference and walked off the field with a huge 44-15 triumph over New Mexico. Brooks Dawson led the way with 196 passing yards and two touchdowns, and Jeff White added two rushing scores.

SEPT. 21, 1974

UTEP snapped a 13-game losing streak with a 34-7 win against Utah.

SEPT. 20, 1975

The lowest-scoring game in Sun Bowl history showed UTEP beating East Tennessee State, 6-3.

OCT. 26, 1985

Defending national champion BYU, with a 24-game WAC winning streak, was derailed by the Miners, 23-16. UTEP defensive back Danny Taylor made the game's big play, a 100-yard interception return for a second quarter score that broke a 10-10 tie. The win was UTEP's lone triumph in a 1-10 season.

NOV. 12, 1988

UTEP's 51-point margin of victory against San Diego State in a 58-7 contest was the largest-ever for the Miners in the Sun Bowl.

NOV. 19, 1988

UTEP edged Air Force, 31-24, earning the school its 10th win and a trip to the Independence Bowl in Shreveport, La. UTEP was led by Academic All-American quarterback Pat Hegarty and former Dallas Cowboy Tony Tolbert.

NOV. 12, 1994

With an overtime tiebreaker now in effect, the Miners played what could very well be the last tie game in school history as UTEP and Fresno State battled to a 30-30 deadlock.

NOV. 1, 1997

The Miners upset 25th-ranked BYU, 14-3. Ecstatic Miner fans made ESPN highlights by tearing down the south goal posts, carrying them up through the stands, and depositing them into the base of the mountain. It was the first time in 138 games that BYU was held without a touchdown.

SEPT. 25, 1999

Before a sellout crowd of 52,247 – at the time the largest audience ever to witness a football game at the Sun Bowl – UTEP routed rival New Mexico State 54-23. The Miners scored the last 24 points of the contest after the Aggies closed to within 30-23 with 5:47 to go in the third quarter. Paul Smith rushed for 187 yards for UTEP, which had 505 yards of total offense.

OCT. 21, 2000

With first place on the line in the WAC, UTEP scored 23 unanswered points to start the game, rolling to a 23-13 win over Fresno State before 52,085 fans. It marked the third sellout in school history and the second in as many years. QB Rocky Perez completed 20 of 29 passes for 212 yards and one touchdown to lead the way.

NOV. 11, 2000

The largest crowd to ever witness a football game in the Sun Bowl (53,304) saw the Miners clinch a share of the WAC title with a 38-21 win over Rice in the season finale. Fans not only tore down the south goal posts, as they did in 1997 after UTEP upset BYU, but they tore down both sets, depositing the remains over the east stands of the stadium. Pacing UTEP in the win was QB Rocky Perez, who completed 20 of 29 passes for a career-high 320 yards and three touchdowns. TE Brian Natkin and WR Lee Mays each had stellar outings. Natkin hauled in eight passes for a career-best 110 yards, while Mays caught five passes for 111 yards and three touchdowns.

OCT. 19, 2002

Miner fans went home happy on Homecoming after Keith Robinson boomed a school-record 59-yard field goal to beat Rice, 38-35. UTEP had to erase a 21-7 deficit to nip the Owls. After Rice's Kyle Herm hit Marcus Battle for an 18-yard touchdown to knot the contest at 35 late in the fourth quarter, Robinson split the uprights with 11 seconds remaining. Omar Duarte threw for 128 yards and two touchdowns in a relief role to spark the Miner comeback.

NOV. 13, 2004

UTEP and Rice provided another thrilling ball game for football fans in El Paso. A loyal crowd of 43,507 braved the cold and hard-driving rain to watch the Miners hang on for a 35-28 double-overtime victory over the Owls. Two safeties for Rice over the final 5:20 of regulation sent the game into the first overtime. After a three-yard TD pass from Jordan Palmer to Casey Mauch tied the game at 28 in the first overtime, Palmer connected with Johnnie Lee Higgins, Jr. on the very next play -- the first play of the second overtime -- for a 25-yard touchdown. Rice took its turn on offense. A fourth-down pass interference call on UTEP kept the Owls' drive alive. Then a UTEP face mask penalty gave Rice four downs from the Miner one-yard line. However, on first down UTEP's Quintin Demps stripped the ball from Rice running back Ed Bailey. Robert Rodriguez pounced on the ball to secure the win for the Miners.

OCT. 6, 2007

The Miners had to overcome a pair of nine-point second-half deficits on their way to a 48-47 conquest of eventual Conference USA Western Division champion Tulsa. UTEP trailed 30-21 early in the third quarter and 37-28 early in the fourth quarter. After quarterback Paul Smith put the Golden Hurricane

ahead 47-41 on a one-yard touchdown run with 4:34 to go, the Miners marched 76 yards on 11 plays for the winning score. UTEP's Trevor Vittatoe connected with Joe West on a 14-yard touchdown pass with 58 seconds remaining for the 48-47 lead. Tulsa drove to the Miner 36-yard line in the final seconds, but Jarod Tracy's 53-yard field goal was wide left as time expired.

SEPT. 6, 2008

A record crowd of 53,415 packed the Sun Bowl for the first-ever El Paso meeting between the Miners and Texas. The game had sold out weeks in advance, and fans began tailgating early in the morning in anticipation of the first matchup between the schools since 1933. The Miners were within striking distance of the heavily-favored Longhorns until UT exploded for 14 points in the first two minutes of the fourth quarter on its way to a 42-13 victory.

OCT. 3, 2009

UTEP was coming off a 64-7 loss at second-ranked Texas, and was a heavy underdog to a Houston team that had zipped out to a 3-0 start. But the Miners dominated the Cougars after falling behind 10-0 midway through the first quarter. With Donald Buckram rushing for 262 yards -- the second-top total in school history -- UTEP scored 55 points over the final three quarters and blitzed the 12th-ranked Cougars, 58-41. It was the Miners' first win over a ranked opponent in 12 years.

OCT. 21, 2009

The Miners appeared to be on life support, trailing visiting Tulsa 24-13 and being forced to punt with 10 minutes to play. However, in one of the most improbable rallies in school history, UTEP put together scoring drives of 61 and 54 yards over the final eight and a half minutes to edge the Golden Hurricane, 28-24. Donald Buckram rushed for 76 of his 165 yards in the fourth quarter and scored both of the Miners' touchdowns in the period.

NOV. 6, 2010

With bowl eligibility on the line, UTEP put together its most complete performance of the season, knocking off eventual Conference USA Western Division champion SMU 28-14. The Miners jumped out to first half leads of 14-0 and 21-7 and kept the Mustangs at bay, limiting them to 359 yards. Trevor Vittatoe threw for three touchdowns for UTEP in a game where neither team committed a turnover.

NOV. 29, 2014

Jameel Erving made a spectacular interception of quarterback Austin Grammer with Middle Tennessee knocking on the door of scoring a game-winning touchdown, preserving the Miners' 24-21 victory and sending UTEP to a bowl game for the first time in five years. The Miners clinched a winning record for the first time since 2005.

NOV. 26, 2016

Aaron Jones became only the second player in UTEP history to rush for 300 yards in a game, as he torched North Texas for 301 yards in a 52-24 drubbing of the Mean Green. Jones, who established UTEP season (1,773 yards) and career (4,114 yards) rushing records, scored on touchdown runs of 83, 48, 58 and three yards versus North Texas. The 301 rushing yards were the most by a Miner since 1948.

SUN BOWL HIGHLIGHTS

UTEP GAMES ONLY SEASON

Most Points: 253 (2004)
 Fewest Points: 38 (1964)
 Most Opponent Points: 303 (1977)
 Fewest Opponent Points: 83 (1967)

SINGLE GAME

Most Points: 68, vs. Texas-Arlington, 1966
 Most Opponent Points: 69, by San Jose State, 2003
 Most Combined Points: 110, (San Jose State 69, UTEP 41), 2003
 Widest Margin of Victory: 51, (UTEP 58, San Diego State 7), 1988
 Widest Margin of Defeat: 57, (BYU 65, UTEP 8), 1981

RUSHING RECORDS ATTEMPTS

UTEP: 38, Toraino Singleton vs. Eastern Illinois, 1994
 Opponent: 45, Chance Kretschmer, Nevada, 2001

YARDAGE

UTEP: 301, Aaron Jones vs. North Texas, 2016
 Opponent: 327, Chance Kretschmer, Nevada, 2001

TDS

UTEP: 4, John Harvey vs. Weber State, 1988
 4, Howard Jackson vs. Sacramento State, 2002
 4, Donald Buckram vs. Houston, 2009
 4, Aaron Jones vs. North Texas, 2016
 Opponent: 6, Chance Kretschmer, Nevada, 2001

PASSING RECORDS ATTEMPTS

UTEP: 65, Brooks Dawson vs. UC Santa Barbara, 1968
 Opponent: 73, Chase Holbrook, NMSU, 2006

COMPLETIONS

UTEP: 38, Trevor Vittatoe vs. East Carolina, 2007
 Opponent: 48, Chase Holbrook, NMSU, 2006

YARDAGE

UTEP: 517, Trevor Vittatoe vs. Marshall, 2009
 Opponent: 543, Scott Rislov, San Jose State, 2003

TDS

UTEP: 7, Sammy Garza vs. Northern Michigan, 1986
 Opponent: 7, Scott Rislov, San Jose State, 2003

RECEIVING RECORDS RECEPTIONS

UTEP: 17, Chuck Hughes vs. Arizona State, 1965
 Opponent: 12, Mike Jones, Wyoming, 1993
 12, James Casey, Rice, 2008

YARDAGE

UTEP: 349, Chuck Hughes vs. North Texas State, 1965
 Opponent: 228, Barry Moore, North Texas State, 1968

TDS

UTEP: 4, Volley Murphy vs. BYU, 1967
 Opponent: 3, Barry Moore, North Texas State, 1968
 3, Joe Hughes, Wyoming, 1993
 3, Courtney Anderson, San Jose State, 2003
 3, Reggie Lindsey, UAB, 2005
 3, Marcus Anderson, New Mexico State, 2008
 3, James Casey, Rice, 2008
 3, Bradley Marquez, Texas Tech, 2014

SCORING POINTS

UTEP: 30, John Harvey vs. Weber State, 1988
 Opponent: 36, Chance Kretschmer, Nevada, 2001

PAT

UTEP: 7, Chris Jacke vs. San Diego State, 1988
 7, Reagan Schneider vs. SMU, 2004
 7, Jose Martinez vs. Texas Southern, 2007
 7, Jose Martinez vs. UCF, 2008
 7, Jay Mattox vs. North Texas, 2016
 Opponent: 8, Justin Estes, Southern Miss, 2007

PAT ATTEMPTS

UTEP: 7, Chris Jacke vs. San Diego State, 1988
 7, Ricky Bishop vs. New Mexico State, 1999
 7, Reagan Schneider vs. SMU, 2004
 7, Jose Martinez vs. Texas Southern, 2007
 7, Jay Mattox vs. North Texas, 2016
 Opponent: 8, Nick Calaycay, Boise State, 2002
 8, Justin Estes, Southern Miss, 2007

FG MADE

UTEP: 5, Reagan Schneider vs. Houston, 2005
 5, Jose Martinez vs. East Carolina, 2007
 5, Jose Martinez vs. UCF, 2008
 Opponent: 3, Leonard Chitty, BYU, 1987
 3, Daniel Hernandez, SMU, 1996
 3, Alex Trlica, Texas Tech, 2006
 3, Ben Hartman, East Carolina, 2007

FG ATTEMPTED

UTEP: 6, Reagan Schneider vs. Houston, 2005
 Opponent: 5, Alex Trlica, Texas Tech, 2006

KICK SCORING

UTEP: 18, Reagan Schneider vs. Houston, 2005
 18, Jose Martinez vs. East Carolina, 2007
 Opponent: 13, Ben Hartman, East Carolina, 2007

PUNTING RECORDS

UTEP: 13, Lonnie Crittendon vs. Wyoming, 1972
 Opponent: 10, Tom Templer, Colorado State, 1979
 10, Wyatt Kennah, Weber State, 2004
 10, Kyle Watson, Texas Southern, 2005

YARDAGE

UTEP: 443, Greg Hiett vs. Kansas, 2009
 Opponent: 450, Kyle Watson, Texas Southern, 2005

AVERAGE

UTEP: 60.3, Ed Bunn vs. BYU, 1992
 Opponent: 53.0, Alex Reyes, Texas Tech, 2006

KICKOFF RETURN RECORDS

UTEP: 7, Ray Holt vs. Wyoming, 1978
 Opponent: 6, Bill Matthews, Texas-Arlington, 1966

YARDAGE

UTEP: 170, Cedric Johnson vs. Tulsa, 1995
 Opponent: 210, Jeremy Eddington, Rice, 2012

PUNT RETURN RECORDS

UTEP: 7, Luther Johnson vs. New Mexico State, 1987
 7, Jahmal Fenner vs. Sacramento State, 2002
 Opponent: 8, Billy Gonzalez, Colorado State, 1989

YARDAGE

UTEP: 117, Charlie West vs. Colorado State, 1967
 Opponent: 169, Cody Cardwell, SMU, 2002

INTERCEPTION RECORDS

UTEP: 4, Charlie West vs. West Texas State, 1965
 Opponent: 3, Rory Palmore, New Mexico State, 1977
 3, Abraham Elimimian, Hawaii, 2004

YARDAGE

UTEP: 104, Danny Taylor vs. BYU, 1985
 Opponent: 99, Marquis Coleman, UAB, 2009

SUN BOWL HIGHLIGHTS

DISTANCE RECORDS

Touchdown Run: 90 yards by Willie Fuller, UTEP vs. Utah, 10/1/88

Longest Run, No TD: 78 yards by Kim Jones, Colorado State, 10/27/73
78 yards by Howard Jackson, UTEP vs. SJSU, 11/8/03

Touchdown Pass: 87 yards by Orlando Cruz, UTEP to Johnnie Lee Higgins, Jr. vs. Louisiana Tech, 10/11/03

Punt Return: 93 yards by Reggie Matthews, UTEP vs. San Jose State, 10/22/66
93 yards by Reggie Matthews, UTEP vs. UC Santa Barbara, 9/16/67

Kickoff Return: 100 yards by Howard Jackson, UTEP vs. Nevada, 11/24/01
100 yards by Autrey Golden, UTEP vs. UTSA, 9/21/13
100 yards by Autrey Golden, UTEP vs. Tulsa, 10/21/13
100 yards by Williard Howel, Pacific, 9/15/73

Interception Return: 100 yards by Danny Taylor, UTEP vs. BYU, 10/26/85

Fumble Return: 97 yards by Jacoby Rhinehart, SMU, 11/9/96

Field Goal: 64 yards by Jose Martinez, UTEP vs. UCF, 9/27/08

SUN BOWL FACTS

The Sun Bowl was completed for the start of the 1963 season and on the opening play from scrimmage, UTEP back Larry Durham broke away for a 54-yard touchdown against North Texas State. The facility was originally designed to hold 30,000 spectators. The second deck on the press box was completed in 1969, and in 1982 extra seating was added. The present seating capacity is 51,500. New scoreboards and a video board were added in 2014, and a FieldTurf Classic HD CoolPlay surface was installed for the 2015 season.

SUN BOWL STATS

First Game: Sept. 21, 1963 (UTEP 34, North Texas 7)

Current Capacity: 51,500

Largest Crowd: 53,415 vs. Texas (2008)

Highest Attendance: 287,394 (2005)

Best Single Season Average: 47,899 (2005)

Number of Games: 307

Record: 136-169-3

Most Wins One Year: 6 (1965, 1988)

Most Losses One Year: 7 (1973)

Seasons without a win: 4 (1964, 1973, 1980, 1992)

Seasons without a loss: 2 (1988, 2000)

Consecutive winning seasons: 3 (1965-67) (1986-88)

Consecutive losing seasons: 14 (1972-1985)

Consecutive wins: 9 (2004-2005)

Consecutive losses: 9 (1972-74, 1978-91, 1991-92)

Last tie game: Nov. 12, 1994; UTEP 30, Fresno State 30

Most Points – Season: 253 (2004)

Most Points – Game: 68, vs. Texas-Arlington (1966)

LARGEST SUN BOWL CROWDS

| ATT. | DATE | OPPONENT | RESULT |
|--------|----------|------------------|---------------|
| 53,415 | 9/6/08 | Texas | L, 13-42 |
| 53,304 | 11/11/00 | Rice | W, 38-21 |
| 52,247 | 9/25/99 | New Mexico State | W, 54-23 |
| 52,085 | 10/21/00 | Fresno State | W, 23-13 |
| 51,827 | 9/9/2006 | Texas Tech | L, 35-38 (ot) |
| 51,500 | 10/22/05 | Marshall | W, 31-3 |
| 51,500 | 9/30/06 | New Mexico State | W, 44-38 |
| 50,425 | 9/24/05 | New Mexico | W, 21-13 |
| 50,068 | 9/30/00 | New Mexico State | W, 41-31 |
| 49,481 | 10/17/87 | Lamar | W, 38-14 |
| 49,160 | 11/5/05 | Tulsa | W, 41-38 |
| 47,967 | 11/19/05 | UAB | L, 23-35 |
| 47,910 | 11/14/87 | BYU | L, 24-37 |
| 46,921 | 9/26/87 | Hawaii | W, 37-13 |
| 46,905 | 9/5/92 | BYU | L, 28-38 |
| 46,123 | 10/2/04 | New Mexico State | W, 45-0 |
| 45,819 | 9/6/87 | New Mexico State | W, 31-0 |
| 45,558 | 9/16/05 | Houston | W, 44-41 (ot) |
| 45,187 | 10/15/88 | Colorado State | W, 34-14 |
| 45,095 | 11/20/04 | SMU | W, 57-27 |

| ATT. | DATE | OPPONENT | RESULT |
|--------|----------|------------------|----------------|
| 44,381 | 10/16/04 | Hawaii | W, 51-20 |
| 43,507 | 11/13/04 | Rice | W, 35-28 (2ot) |
| 43,326 | 9/1/07 | New Mexico | W, 10-6 |
| 42,930 | 9/20/08 | New Mexico State | L, 33-34 |
| 42,784 | 11/12/05 | Texas Southern | W, 45-0 |
| 42,685 | 11/4/06 | Rice | L, 31-37 |
| 42,385 | 9/6/86 | Air Force | L, 21-23 |
| 41,365 | 10/13/07 | East Carolina | L, 42-45 (ot) |
| 41,258 | 10/7/06 | SMU | W, 24-21 |
| 41,136 | 9/4/99 | New Mexico | W, 13-10 |
| 40,578 | 10/1/88 | Utah | W, 38-28 |
| 40,319 | 8/31/91 | New Mexico | W, 35-18 |
| 40,260 | 9/17/94 | New Mexico State | L, 22-23 |

UTEP SUN BOWL ATTENDANCE

| YEAR | GAMES | RECORD | ATTENDANCE | AVERAGE |
|--------|-------|-----------|------------|---------|
| 1963 | 6 | 3-3-0 | 92,020 | 15,336 |
| 1964 | 5 | 0-4-1 | 50,334 | 10,066 |
| 1965 | 7 | 6-1-0 | 158,783 | 22,683 |
| 1966 | 6 | 5-1-0 | 159,562 | 26,594 |
| 1967 | 6 | 5-1-0 | 175,855 | 29,309 |
| 1968 | 7 | 3-3-1 | 156,621 | 22,374 |
| 1969 | 6 | 2-4-0 | 114,494 | 19,082 |
| 1970 | 6 | 3-3-0 | 98,900 | 16,483 |
| 1971 | 7 | 3-4-0 | 93,373 | 13,393 |
| 1972 | 6 | 2-4-0 | 53,377 | 8,896 |
| 1973 | 7 | 0-7-0 | 60,705 | 8,672 |
| 1974 | 5 | 2-3-0 | 96,895 | 19,373 |
| 1975 | 5 | 1-4-0 | 64,250 | 12,850 |
| 1976 | 5 | 1-4-0 | 64,600 | 12,920 |
| 1977 | 5 | 1-4-0 | 72,975 | 14,595 |
| 1978 | 5 | 1-4-0 | 87,150 | 17,430 |
| 1979 | 5 | 2-3-0 | 134,332 | 26,866 |
| 1980 | 5 | 0-5-0 | 62,792 | 12,558 |
| 1981 | 6 | 1-5-0 | 81,734 | 13,622 |
| 1982 | 6 | 1-5-0 | 136,608 | 22,768 |
| 1983 | 7 | 2-5-0 | 143,681 | 20,526 |
| 1984 | 5 | 2-3-0 | 97,163 | 19,433 |
| 1985 | 4 | 1-3-0 | 61,841 | 20,614 |
| 1986 | 5 | 3-2-0 | 136,038 | 27,208 |
| 1987 | 6 | 4-2-0 | 252,513 | 42,086 |
| 1988 | 6 | 6-0-0 | 215,850 | 35,975 |
| 1989 | 6 | 1-5-0 | 163,140 | 27,190 |
| 1990 | 6 | 3-3-0 | 142,853 | 23,809 |
| 1991 | 6 | 2-4-0 | 176,155 | 29,359 |
| 1992 | 5 | 0-5-0 | 150,653 | 30,131 |
| 1993 | 5 | 1-4-0 | 133,886 | 26,777 |
| 1994 | 5 | 2-2-1 | 143,210 | 28,642 |
| 1995 | 6 | 2-4-0 | 126,862 | 21,144 |
| 1996 | 5 | 1-4-0 | 108,144 | 21,629 |
| 1997 | 5 | 3-2-0 | 102,421 | 20,484 |
| 1998 | 5 | 2-3-0 | 100,723 | 20,145 |
| 1999 | 5 | 4-1-0 | 182,274 | 36,455 |
| 2000 | 5 | 5-0-0 | 223,577 | 44,715 |
| 2001 | 5 | 2-3-0 | 141,800 | 28,360 |
| 2002 | 5 | 2-3-0 | 141,552 | 28,310 |
| 2003 | 7 | 1-6-0 | 140,065 | 20,009 |
| 2004 | 6 | 5-1-0 | 247,256 | 41,209 |
| 2005 | 6 | 5-1-0 | 287,394 | 47,899 |
| 2006 | 6 | 3-3-0 | 254,662 | 42,444 |
| 2007 | 6 | 3-3-0 | 219,411 | 36,568 |
| 2008 | 6 | 3-3-0 | 223,778 | 37,296 |
| 2009 | 6 | 3-3-0 | 174,058 | 29,010 |
| 2010 | 6 | 5-1-0 | 176,097 | 29,350 |
| 2011 | 6 | 3-3-0 | 158,986 | 26,498 |
| 2012 | 6 | 2-4-0 | 176,244 | 29,374 |
| 2013 | 5 | 1-4-0 | 141,877 | 28,375 |
| 2014 | 6 | 5-1-0 | 170,260 | 28,377 |
| 2015 | 5 | 3-2-0 | 116,058 | 23,212 |
| 2016 | 7 | 3-4-0 | 161,004 | 23,001 |
| 2017 | 5 | 0-5-0 | 97,740 | 19,548 |
| Totals | 312 | 135-174-3 | 7,742,080 | 24,814 |

T LONGEST PLAYS

LONGEST RUSHING PLAYS

| YDS | NAME | OPPONENT | YEAR |
|-----|------------------|--------------------|------|
| 91 | Aaron Jones | at Texas Tech | 2015 |
| 90 | James Hammonds | vs. West Virginia | 1950 |
| 90 | Willie Fuller | vs. Utah | 1988 |
| 88 | Clovis Riley | vs. North Texas | 1953 |
| 85 | Ken Heineman | vs. Arizona | 1939 |
| 83 | Jesse Whittenton | vs. Arizona | 1954 |
| 83 | Vernon Frazier | vs. Colorado State | 2011 |
| 83 | Aaron Jones | vs. North Texas | 2016 |
| 82 | Delbert Thompson | at Colorado State | 1980 |
| 81 | Aaron Jones | at Rice | 2013 |
| 80 | Paul Smith | vs. SMU | 1999 |
| 78 | Howard Jackson | vs. San Jose State | 2003 |
| 77 | Kenny Jones | vs. NM State | 1981 |
| 77 | Kevin Ward | vs. Utah | 1982 |
| 77 | Ivory Durio | vs. Wyoming | 1993 |
| 77 | Joe Banyard | vs. East Carolina | 2011 |
| 75 | Jeff Campbell | vs. Arizona | 1928 |
| 75 | Kevin Ward | vs. Colorado State | 1981 |
| 75 | Aaron Jones | vs. NM State | 2016 |
| 74 | Owen Price | vs. NM State | 1940 |
| 74 | Jon Schaper | at Alabama | 2001 |
| 73 | Aaron Jones | at New Mexico | 2014 |
| 72 | Kevin Ward | vs. NM State | 1983 |
| 72 | Joe Banyard | at Tulane | 2011 |
| 71 | Fred Wendt | at New Mexico | 1948 |
| 71 | Scooter Menifee | vs. New Mexico | 1989 |
| 71 | Nathan Jeffery | vs. Oklahoma | 2012 |
| 70 | Ed Barnes | at NM State | 1941 |
| 70 | Ed Smith | vs. NM State | 1947 |
| 70 | Howard Jackson | vs. Louisiana Tech | 2003 |

LONGEST PASSING PLAYS

| YDS | NAME | OPPONENT | YEAR |
|-----|---|--------------------|------|
| 92 | Billy Stevens to Bob Wallace | at Utah | 1965 |
| 91 | Jordan Palmer to Johnnie Lee Higgins, Jr. | at Fresno State | 2004 |
| 90 | Jesse Whittenton to Dick Forrest | vs. Arizona State | 1955 |
| 90 | Rocky Perez to Lee Mays | at Oregon | 1999 |
| 88 | John Rayborn to Keonta Golson | at Utah | 1998 |
| 87 | Orlando Cruz to Johnnie Lee Higgins, Jr. | vs. La. Tech | 2003 |
| 86 | Brooks Dawson to Volley Murphy | at New Mexico | 1967 |
| 86 | Orlando Cruz to Howard Jackson | at SMU | 2003 |
| 85 | Trevor Vittatoe to Kris Adams | vs. SMU | 2008 |
| 83 | Brooks Dawson to Paul White | at New Mexico | 1967 |
| 83 | Orlando Cruz to Terrance Minor | at San Jose State | 2002 |
| 83 | Ryan Metz to Tyler Batson | vs. LA Tech | 2017 |
| 82 | John Rayborn to Cedric Johnson | vs. Utah | 1995 |
| 81 | Mike Perez to Kevin Caldwell | at BYU | 1991 |
| 80 | Ken Heineman to Mike Maros | vs. Louisiana Tech | 1939 |
| 80 | Oscar Ramirez to Bubba Garcia | vs. Colorado State | 1977 |
| 80 | Kevin Ward to Kelvin May | vs. Wyoming | 1982 |
| 80 | John Rayborn to Jimmy Carpenter | at Tulsa | 1997 |
| 80 | Jay Stuckey to Lee Mays | vs. NM State | 1999 |
| 80 | Jordan Palmer to Donald Buckram | at UAB | 2006 |
| 80 | Trevor Vittatoe to Donavon Kemp | vs. Tulsa | 2009 |
| 80 | Trevor Vittatoe to Jeff Moturi | vs. Marshall | 2009 |

LONGEST FIELD GOALS


| YDS | NAME | OPPONENT | YEAR |
|-----|-------------------|---------------------|------|
| 64 | Jose Martinez | vs. UCF | 2008 |
| 59 | Keith Robinson | vs. Rice | 2002 |
| 58 | Scott Wedell | at Wyoming | 1981 |
| 57 | Scott Wedell | vs. BYU | 1982 |
| 57 | Jose Martinez | vs. Houston | 2007 |
| 57 | Dakota Warren | vs. Memphis | 2010 |
| 56 | Reagan Schneider | vs. Memphis | 2006 |
| 55 | Bronko Belichesky | vs. Arizona State | 1973 |
| 55 | Miguel Alvarez | vs. Texas-Arlington | 1976 |
| 55 | Hugo Castellanos | vs. Lamar | 1987 |
| 54 | Keith Robinson | at Nevada | 2002 |

| | | | |
|----|--------------------|--------------------------|------|
| 53 | Jerry Waddles | vs. Colorado State | 1967 |
| 53 | Jason Gillespie | at Air Force | 1991 |
| 53 | Marshall Young | vs. Eastern Illinois | 1994 |
| 53 | Brady Viles | vs. Arizona | 2017 |
| 52 | Jerry Waddles | vs. Colorado State | 1967 |
| 52 | Jeff White | at BYU | 1968 |
| 52 | Bronko Belichesky | vs. Pacific | 1973 |
| 52 | Scott Wedell | vs. Weber State | 1983 |
| 52 | Hugo Castellanos | vs. NM State | 1987 |
| 52 | Chris Jacke | vs. Air Force | 1988 |
| 52 | Jason Gillespie | vs. Colorado State | 1991 |
| 52 | Reagan Schneider | vs. Weber State | 2004 |
| 52 | Dakota Warren | vs. BYU | 2010 |
| 51 | Bronko Belichesky | at Arizona State | 1974 |
| 51 | Steve Folkner | vs. UNLV | 1979 |
| 51 | Hugo Castellanos | at San Diego State | 1987 |
| 51 | Chris Jacke | vs. New Mexico (2nd Qtr) | 1988 |
| 51 | Chris Jacke | vs. New Mexico (4th Qtr) | 1988 |
| 51 | Chris Jacke | vs. San Diego State | 1988 |
| 51 | Jason Gillespie | at BYU | 1991 |
| 51 | Jose Martinez | vs. New Mexico | 2007 |

LONGEST PUNTS

| YDS | NAME | OPPONENT | YEAR |
|-----|-------------------|-----------------------------|------|
| 85 | Owen Price | vs. Hardin-Simmons | 1940 |
| 84 | Lonnie Crittenden | vs. Utah | 1973 |
| 83 | Steve Folkner | vs. Utah | 1979 |
| 83 | Ed Bunn | vs. New Mexico | 1991 |
| 79 | Owen Price | vs. Loyola-Marymount | 1941 |
| 77 | Jeff White | vs. Wyoming | 1969 |
| 76 | Owen Price | vs. 260th Coastal Artillery | 1940 |
| 76 | Bryce Benekos | vs. Cal Poly | 2003 |
| 74 | Bryce Benekos | vs. Colorado | 2004 |
| 73 | Gary Keithley | vs. Wyoming | 1972 |
| 73 | Jerry Walker | vs. Wyoming | 1975 |
| 73 | Henry Castellanos | vs. Hawaii | 1985 |
| 73 | Mike Ruggles | vs. FIU | 2013 |

BILLY STEVENS (1965-67)



T LONGEST PLAYS

LONGEST KICKOFF RETURNS

| YDS | NAME | OPPONENT | YEAR |
|-----|----------------|----------------------|------|
| 100 | Cedric Johnson | at New Mexico | 1996 |
| 100 | Howard Jackson | vs. Nevada | 2001 |
| 100 | Marlon McClure | at Arkansas | 2010 |
| 100 | Autrey Golden | vs. UTSA | 2013 |
| 100 | Autrey Golden | vs. Tulsa | 2013 |
| 99 | Roy Ross | at San Diego State | 1990 |
| 98 | Jahmal Fenner | vs. San Jose State | 2001 |
| 98 | Autrey Golden | at Southern Miss | 2012 |
| 98 | Autrey Golden | vs. Southern Miss | 2014 |
| 96 | Luther Johnson | at Wyoming | 1985 |
| 96 | Sam Rogers | at Wyoming | 1994 |
| 96 | Autrey Golden | at East Carolina | 2012 |
| 95 | Bobby Forrest | vs. Florida State | 1954 |
| 93 | Ken Heineman | vs. Northern Arizona | 1937 |
| 93 | Luther Johnson | at Kent State | 1985 |
| 92 | Autrey Golden | at Western Kentucky | 2014 |
| 91 | Howard Jackson | vs. NM State | 2004 |
| 91 | Quintin Demps | vs. NM State | 2006 |

LONGEST PUNT RETURNS

| YDS | NAME | OPPONENT | YEAR |
|-----|--------------------------|----------------------|------|
| 93 | Reggie Matthews | vs. San Jose State | 1966 |
| 93 | Reggie Matthews | vs. UC-Santa Barbara | 1967 |
| 89 | Bob Wallace | at Utah | 1965 |
| 88 | Johnnie Lee Higgins, Jr. | vs. Tulane | 2006 |
| 85 | Chuck Hughes | vs. NM State | 1965 |
| 84 | Jahmal Fenner | at Arizona State | 2004 |
| 83 | Reggie Matthews | at BYU | 1966 |
| 76 | Luther Johnson | vs. New Mexico | 1987 |
| 75 | Ed Smith | at Drake | 1947 |
| 70 | Hugh Harmon | at North Texas | 1956 |
| 69 | Ansel Littlejohn | at Hawaii | 1991 |

LONGEST INTERCEPTION RETURNS

| YDS | NAME | OPPONENT | YEAR |
|-----|---------------------|---------------------|------|
| 100 | Larry Durham | vs. New Mexico | 1962 |
| 100 | Danny Taylor | vs. BYU | 1985 |
| 100 | Michael Hicks | at BYU | 1996 |
| 100 | Quintin Demps | at NM State | 2007 |
| 100 | Quintin Demps | at UCF | 2007 |
| 97 | Troy Reffett | vs. San Diego State | 1988 |
| 91 | Elroy Stoglin | at Utah | 1977 |
| 85 | Otha West | at Hawaii | 1991 |
| 77 | Craid Pringle | vs. Hawaii | 1992 |
| 74 | Adrian James, | vs. Colorado State | 2011 |
| 68 | Joe Fleskoski | vs. New Mexico | 2005 |
| 68 | Travaun Nixon | vs. Houston | 2010 |
| 65 | Ken Heineman | at UC-Santa Barbara | 1937 |
| 65 | Dashone Smith | at North Texas | 2015 |
| 62 | Josh Ferguson | vs. Tulsa | 2005 |
| 58 | Jahmal Fenner | at Rice | 2003 |
| 57 | Richie Wright | at Hawaii | 1986 |
| 52 | Kahani Smith | at North Texas | 2017 |

BRIAN YOUNG (1995-99)



T BOWL GAME RECORDS

UTEP TEAM HIGHS OFFENSE

| | | |
|-----------------|------------------------|-------------------|
| Points scored | 47, vs. Florida State | 1955 Sun |
| First downs | 22, vs. Boise State | 2000 Humanitarian |
| Rushing | 11, vs. Boise State | 2000 Humanitarian |
| Passing | 14, vs. Southern Miss | 1988 Independence |
| Penalty | 3, vs. Boise State | 2000 Humanitarian |
| | 3, vs. Colorado | 2004 Houston |
| | 3, vs. Toledo | 2005 GMAC |
| Total plays | 82, vs. Boise State | 2000 Humanitarian |
| | 82, vs. Southern Miss | 1988 Independence |
| Total net yards | 403, vs. Southern Miss | 1954 Sun |
| Yards per play | 6.4, vs. Florida State | 1955 Sun |

RUSHING

| | | |
|--------------|-----------------------|-------------------|
| Rushes | 59, vs. Georgetown | 1950 Sun |
| Net yards | 348, vs. Georgetown | 1950 Sun |
| Fumbles | 4, vs. Hardin-Simmons | 1937 Sun |
| | 4, vs. West Virginia | 1949 Sun |
| | 4, vs. Southern Miss | 1954 Sun |
| | 4, vs. Boise State | 2000 Humanitarian |
| Fumbles lost | 4, vs. West Virginia | 1949 Sun |

PASSING

| | | |
|------------------|--------------------------|-------------------|
| Attempts | 44, vs. Southern Miss | 1988 Independence |
| Completions | 23, vs. Southern Miss | 1988 Independence |
| Comp. Percentage | 54.2, vs. Utah State | 2014 New Mexico |
| Net yards | 328, vs. Colorado | 2004 Houston |
| Interceptions | 3, vs. Hardin-Simmons | 1937 Sun |
| | 3, vs. George Washington | 1957 Sun |
| | 3, vs. TCU | 1965 Sun |
| | 3, vs. BYU | 2010 New Mexico |
| TD passes | 3, vs. Florida State | 1955 Sun |
| | 3, vs. BYU | 2010 New Mexico |

DEFENSE

| | | |
|---------------------|---------------------------|-----------------|
| Most points allowed | 52, vs. BYU | 2010 New Mexico |
| Least points | 7, vs. Mississippi | 1967 Sun |
| Least rushing yards | 38, vs. Mississippi | 1967 Sun |
| Least passing yards | 61, vs. George Washington | 1957 Sun |
| Least total offense | 109, vs. Mississippi | 1967 Sun |
| Interceptions | 3, vs. Georgetown | 1950 Sun |
| | 3, vs. TCU | 1965 Sun |
| Int. return yards | 55, vs. BYU | 2010 New Mexico |

SPECIAL TEAMS/MISCELLANEOUS

| | | |
|-----------------------|--------------------------|-------------------|
| Punts | 12, vs. Mississippi | 1967 Sun |
| Punting yards | 478, vs. Mississippi | 1967 Sun |
| Punting average | 48.8, vs. Boise State | 2000 Humanitarian |
| Punt returns | 6, vs. Mississippi | 1967 Sun |
| Punt return yards | 91, vs. Boise State | 2000 Humanitarian |
| Kickoff returns | 8, vs. BYU | 2010 New Mexico |
| Kickoff returns yards | 202, vs. BYU | 2010 New Mexico |
| Penalties | 10, vs. Southern Miss | 1988 Independence |
| Penalty yards | 95, vs. Georgetown | 1950 Sun |
| | 95, vs. Southern Miss | 1988 Independence |
| Turnovers | 6, vs. George Washington | 1957 Sun |
| Time of Possession | 36:34, vs. Utah State | 2014 New Mexico |

OPPONENT TEAM HIGHS OFFENSE

| | | |
|-----------------|------------------------|-------------------|
| Points scored | 52, vs. BYU | 2010 New Mexico |
| First downs | 28, vs. BYU | 2010 New Mexico |
| Rushing | 15, vs. Hardin-Simmons | 1937 Sun |
| Passing | 18, vs. BYU | 2010 New Mexico |
| Penalty | 3, vs. Hardin-Simmons | 1937 Sun |
| Total plays | 89, vs. Hardin-Simmons | 1937 Sun |
| Total net yards | 514, vs. BYU | 2010 New Mexico |
| Yards per play | 7.3, vs. Boise State | 2000 Humanitarian |

RUSHING

| | | |
|--------------|-------------------------|----------|
| Rushes | 71, vs. Hardin-Simmons | 1937 Sun |
| Net yards | 421, vs. Hardin-Simmons | 1937 Sun |
| Fumbles | 4, vs. Southern Miss | 1954 Sun |
| | 4, vs. TCU | 1965 Sun |
| | 4, vs. Mississippi | 1967 Sun |
| Fumbles lost | 3, vs. Southern Miss | 1954 Sun |
| | 3, vs. TCU | 1965 Sun |

PASSING

| | | |
|------------------|--------------------|-----------------|
| Attempts | 36, vs. BYU | 2010 New Mexico |
| Completions | 26, vs. BYU | 2010 New Mexico |
| Comp. Percentage | 72.7, vs. Colorado | 2004 Houston |
| Net yards | 333, vs. Colorado | 2004 Houston |
| Interceptions | 3, vs. Georgetown | 1950 Sun |
| | 3, vs. TCU | 1965 Sun |
| TD passes | 5, vs. Toledo | 2005 GMAC |

UTEP INDIVIDUAL HIGHS OFFENSE

| | | |
|-----------------|-------------------------------------|-----------------|
| Total offense | 325, Jordan Palmer, vs. Colorado | 2004 Houston |
| Total TDs | 3, Kris Adams, vs. BYU | 2010 New Mexico |
| Total points | 18, Kris Adams, vs. BYU | 2010 New Mexico |
| All-purpose yds | 167, Bob Forrest, vs. Florida State | 1955 Sun |

RUSHING

| | | |
|----------------|--|-------------|
| Carries | 26, Chris Porter, vs. Boise State | 2000 Human. |
| Yards | 134, Chris Porter, vs. Boise State | 2000 Human. |
| Longest run | 60, Fred Wendt, vs. West Virginia | 1949 Sun |
| Longest TD run | 60, Fred Wendt, vs. West Virginia | 1949 Sun |
| Rushing TDs | 2, Pug Gabrel, vs. Georgetown | 1950 Sun |
| | 2, Jesse Whittenton, vs. Florida State | 1955 Sun |

RECEIVING

| | | |
|------------------|--------------------------------------|-----------------|
| Catches | 9, Reggie Barrett, vs. Southern Miss | 1988 Ind. |
| Yards | 153, Kris Adams, vs. BYU | 2010 New Mexico |
| Long Catch | 67, Kris Adams, vs. BYU | 2010 New Mexico |
| Longest TD catch | 67, Kris Adams, vs. BYU | 2010 New Mexico |
| Receiving TDs | 3, Kris Adams, vs. BYU | 2010 New Mexico |

PASSING

| | | |
|------------------|--|-----------------|
| Attempts | 42, Jordan Palmer, vs. Colorado | 2004 Houston |
| Completions | 22, Jordan Palmer, vs. Colorado | 2004 Houston |
| Comp. Percentage | 61.8, Billy Stevens, vs. TCU | 1965 Sun |
| Yards | 328, Jordan Palmer, vs. Colorado | 2004 Houston |
| TD passes | 3, Jesse Whittenton, vs. Florida State | 1955 Sun |
| | 3, Trevor Vittatoe, vs. BYU | 2010 New Mexico |
| Interceptions | 3, O.P. Mays, vs. Hardin-Simmons | 1937 Sun |
| | 3, Billy Stevens, vs. TCU | 1965 Sun |
| | 3, Trevor Vittatoe, vs. BYU | 2010 New Mexico |

DEFENSE

| | | |
|--------------------|-------------------------------------|-----------------|
| Tackles | 14, Robert Rodriguez, vs. Colorado | 2004 Houston |
| | 14, Troy Collavo, vs. Toledo | 2005 GMAC |
| Solo tackles | 10, Gene Epps, vs. Mississippi | 1967 Sun |
| | 10, Larry Rumsey, vs. TCU | 1965 Sun |
| Interceptions | 2, Terry Walker, vs. Southern Miss | 1988 Ind. |
| Longest int return | 43, Travaun Nixon, vs. BYU | 2010 New Mexico |
| Pass breakups | 2, Vernon Cooks, vs. Southern Miss | 1988 Ind. |
| | 2, Charlie West, vs. TCU | 1965 Sun |
| | 2, Sir James Delgado, vs. Toledo | 2005 GMAC |
| Tackles for loss | 4, Menson Holloway, vs. Boise State | 2000 Human. |
| Sacks | 3, Menson Holloway, vs. Boise State | 2000 Human. |

SPECIAL TEAMS

| | | |
|-------------------|--|------------------|
| Kickoff returns | 3, Kevin Caldwell, vs. Southern Miss | 1988 Ind. |
| | 3, Sam Singleton, vs. Boise State | 2000 Human. |
| | 3, Alfonso Auelua, vs. Toledo | 2005 GMAC |
| | 3, Marlon McClure, vs. BYU | 2010 New Mexico |
| KO return yards | 125, Bob Forrest, vs. Florida State | 1955 Sun |
| | 125, Marlon McClure, vs. BYU | 2010 New Mexico |
| Longest KO return | 72, Marlon McClure, vs. BYU | 2010 New Mexico |
| Punt returns | 6, Charlie West, vs. Mississippi | 1967 Sun |
| PR yards | 91, Javier Sanchez, vs. Boise State | 2000 Human. |
| Longest PR | 44, Mike Balenti, vs. Hardin-Simmons | 1937 Sun |
| Punts | 12, Tom Galloway, vs. Mississippi | 1967 Sun |
| Punting yards | 511, Tom Galloway, vs. Mississippi | 1967 Sun |
| Punting ave. | 48.8, Glen Beard, vs. Boise State | 2000 Human. |
| Longest punt | 74, Bryce Benekos, vs. Colorado | 2004 Houston |
| FG attempts | 3, Chris Jacke, vs. Southern Miss | 1988 Ind. |
| | 3, Ricky Bishop, vs. Boise State | 2000 Human. |
| Field goals | 3, Ricky Bishop, vs. Boise State | 2000 Human. |
| Longest FG | 52, Dakota Warren, vs. BYU | 2010 New Mexico. |
| PAT Attempts | 7, Jesse Whittenton, vs. Florida State | 1955 Sun |
| PAT Made | 5, Jesse Whittenton, vs. Florida State | 1955 Sun |



T 1937 SUN BOWL

| | |
|-------------------------------|-----------|
| HARDIN SIMMONS | 34 |
| TEXAS COLLEGE OF MINES | 6 |

**KIDD FIELD (9,000) | EL PASO, TEXAS
JANUARY 1, 1937**

The Miners' first-ever bowl appearance was a disappointing one, as Hardin-Simmons rolled past Texas College of the Mines (as UTEP was known at the time), 34-6 at Kidd Field in the Second Annual Sun Bowl.

The Cowboys opened the game with Burns McKinney breaking loose on a 54-yard run. But the Muckers held their ground and staved off the HSU attack. The Cowboys were not held scoreless for long, as Si Addington swept around end for a 12-yard score on the first play following a blocked punt in the next series.

The Miners would respond in the second quarter when O.P. May hit Boyd Arnold with a swing pass that Arnold turned into a 45-yard touchdown. The extra point failed and HSU still led 7-6.

From then on it was all Hardin-Simmons, as the Cowboys scored 27 unanswered points, including touchdown runs by HSU All-Americans Ed Cherry and Pete Tyler to run away with the win.

The Miners were able to amass only 146 yards of total offense. Meanwhile the Cowboys rolled up 511 yards of total offense, including 421 on the ground.

HSU's Addington led all rushers with 142 yards on 16 carries, while Cherry ran for 83 yards and Tyler added 62. Brnas McKinney added another 61 yards on four carries, including a 54-yard jaunt in the first quarter. McKinney's efforts were limited by an injury in the first half.



SCORING SUMMARY

| | 1ST | 2ND | 3RD | 4TH | F |
|-----------------------------|----------|----------|-----------|----------|-----------|
| HARDIN SIMMONS | 7 | 6 | 14 | 7 | 34 |
| COLLEGE OF THE MINES | 0 | 6 | 0 | 0 | 6 |

| QTR | TEAM | SCORING PLAY |
|-----|------|---|
| 1st | HSU | Addington 13-yard run (Selfridge kick good) |
| 2nd | TCM | Arnold 40-yard pass from May (kick failed) |
| 2nd | HSU | Tyler 1-yard run (kick failed) |
| 3rd | HSU | Cherry 1-yard run (Calloway kick) |
| 3rd | HSU | Tyler 1-yard run (Selfridge kick) |
| 4th | HSU | White 9-yard run (Hinrichs kick) |

TEAM STATISTICS

| | HSU | TCM |
|------------------------|--------|--------|
| First Downs | 21 | 8 |
| Rushing Attempts-Yards | 71-421 | 33-49 |
| Passing Yards | 90 | 97 |
| Passes | 7-18-2 | 7-23-3 |
| Total Offense | 89-511 | 56-146 |
| Fumbles-Lost | 1-1 | 4-1 |
| Penalties-Yards | 7-95 | 3-52 |
| Punts-Yards | 5-205 | 8-241 |
| Punt Average | 41.0 | 30.1 |
| Punts Had Blocked | 0 | 2 |
| Punt Returns-Yards | 2-0 | 1-44 |
| Kickoff Returns-Yards | 3-56 | 5-44 |

INDIVIDUAL LEADERS

| | |
|---------------|---|
| Rushing | HSU: Addington 16-142; Cherry 19-83, 1 TD; Tyler 14-62, 2 TD; McKinney 4-61; Henrich 3-27; Mahuron 4-14; Raley 4-10; Emory 2-9; White 3-6, 1 TD; Boutwell 1-5; Frost 1-2. TCM: D. Balenti 7-30; Barrett 5-12; Perez 7-4; Hernandez 2-2; May 4-2; Moore 2-0; M. Balenti 6-(-1). |
| Passing | HSU: Emory 2-5-1, 34 yards; Raley 1-2-0, 22 yards; Tyler 3-10-1, 18 yards; Cherry 1-1-0, 12 yards. TCM: May 4-5-0, 54 yards; Barrett 3-9-1, 43 yards; Moore 0-5-0; D. Balenti 0-2-1, Perez 0-2-1. |
| Receiving | HSU: Fletcher 2-34; Addington 2-18; Yeary 1-22; Frost 1-8; Harris 1-8. TCM: Arnold 2-55; M. Balenti 1-15; Moore 1-13; Cashion 1-8; Perez 1-6; D. Balenti 1-0. |
| Interceptions | HSU: Boutwell, Tyler, Harris. TCM: Moore, Perez. |



RARE AERIAL SHOT OF KIDD FIELD DURING THE 1937 SEASON.

T 1949 SUN BOWL

| | |
|-------------------------------|-----------|
| WEST VIRGINIA | 21 |
| TEXAS COLLEGE OF MINES | 12 |

**KIDD FIELD (13,000) | EL PASO, TEXAS
JANUARY 1, 1949**

West Virginia scored 21 unanswered points during the second and third quarter, and four Miner fumbles helped the Mountaineers to a 21-12 win over Texas College of the Mines in the 14th Annual Sun Bowl.

Pug Gabrel gave the Miners the lead just five seconds into the second quarter when he bowled over the goal line from a yard out. But the score seemed to energize the Mountaineers, who had been unable to get their offense on track in the first quarter.

West Virginia moved 83 yards in eight plays to take the lead at 7-6. Clarence Cox took in a 25-yard strike from Jimmy Walthall to score the go-ahead touchdown.

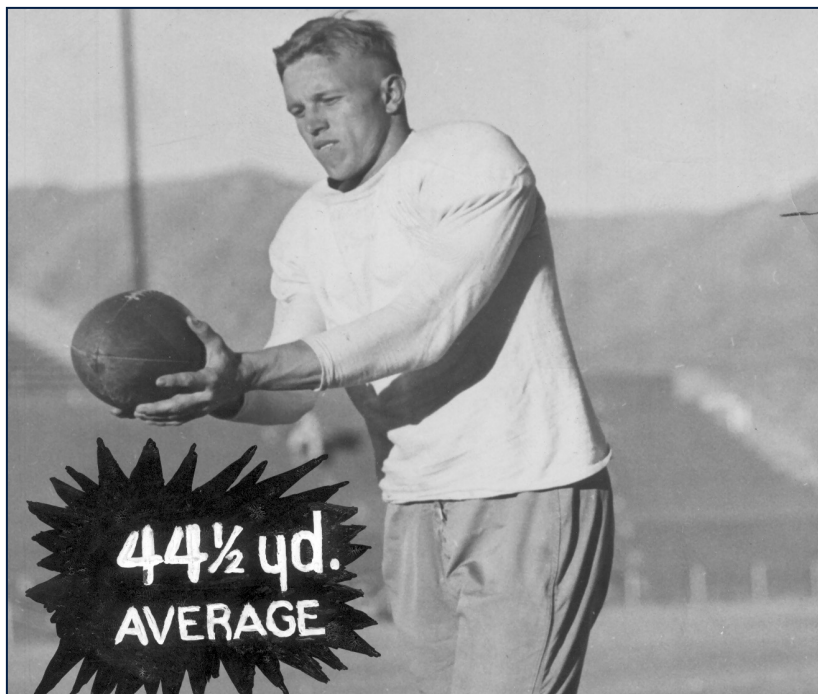
After the Miners punted to start the second half, West Virginia took the ball 51 yards for its second score. Jim Devonshire took the ball in from the 14 to make the score 14-6 in favor of the Mountaineers.

West Virginia's defense continued to stymie the Miners and the Mountaineer offense took advantage again, driving 57 yards for their third touchdown. Devonshire again took the ball across, this time from two yards out, making the score 21-6.


A late Fred Wendt 60-yard run closed the gap to 21-12, but fumbles ended a pair of other drives and dashed the Miners' hopes.

Wendt led the NCAA in rushing in 1948, racking up 1,570 yards to become the first 1,500-yard rusher in NCAA history.

Wendt finished the day with a game-high 92 yards on 15 carries. Devonshire led West Virginia with 78 yards on 14 carries to lead the Mountaineers.



FRED WENDT MAY PUNT A LONG DISTANCE, BUT FANS WILL REMEMBER HIS 60-YARD SCORE IN THE GAME TO BECOME THE FIRST 1,500-YARD RUSHER IN NCAA HISTORY.



SCORING SUMMARY

| | 1ST | 2ND | 3RD | 4TH | F |
|-----------------------------|-----|-----|-----|-----|----|
| WEST VIRGINIA | 0 | 7 | 14 | 0 | 21 |
| COLLEGE OF THE MINES | 0 | 6 | 0 | 6 | 12 |

| QTR | TEAM | SCORING PLAY |
|-----|------|---|
| 2nd | TCM | Gabrel 1 yard run (kick failed) |
| 2nd | WV | Cox 25-yard pass from Walthall (Simmons kick) |
| 3rd | WV | Devonshire 14-yard run (Simmons kick) |
| 3rd | WV | Devonshire 3-yard run (Simmons kick) |
| 4th | TCM | Wendt 60-yard run (kick failed) |

TEAM STATISTICS

| | WV | TCM |
|-------------------------|--------|-------|
| First Downs | 13 | 12 |
| Rushing Yards | 183 | 245 |
| Passing Yards | 122 | 57 |
| Passes | 7-16-1 | 4-9-0 |
| Total Offense | 305 | 302 |
| Fumbles-Lost | 1-0 | 4-4 |
| Penalties-Yards | 6-50 | 3-25 |
| Punts-Yards | 9-243 | 5-213 |
| Punt Average | 27.0 | 42.5 |
| Punt Returns-Yards | 3-25 | 3-18 |
| Kickoff Returns-Average | 3-27 | 2-341 |

INDIVIDUAL LEADERS

Rushing **WV:** Devonshire 14-78, 2 TD; Murphy 2-31; Zinaich 11-27; Bonfli 11-24; Malyk 1-18, Walthall 1-8; Morton 7-7; Richmond 1-6; Allen 2-6; Fought 1-(-6).
TCM: Wendt 15-92; Fraser 9-91; Gabrel 18-71; Cargile 4-20; Bowden 3-1; Edmondson 1-0.

Passing **WV:** Walthall 7-16-1, 122 yards, 1 TD.
TCM: Bowden 4-9-0, 57 yards.

Receiving **WV:** Cox 2-45, 1 TD; Devonshire 2-17; Lester 3-60.
TCM: Bowden 2-30; Gabrel 2-27.

T 1950 SUN BOWL

TEXAS WESTERN **33**
GEORGETOWN **20**

**KIDD FIELD (15,000) | EL PASO, TEXAS
 JANUARY 2, 1950**

Texas Western, the national leader in rushing yards per game, ran for 348 yards on its way to a 33-20 win over Georgetown in the 15th Annual Sun Bowl.

The Miners shut down the Hoyas in the first half, taking a 13-0 lead into the locker room. They would extend that lead to 20-0 before Georgetown finally got on the board late in the third quarter.

Pug Gabrel raised the lead to 26-7 with his second touchdown of the day, a 19-yard jaunt.

The Hoyas came back when Harry Schmit hit Bob Deacon with a 14-yard strike early in the fourth quarter to cut the lead to 26-13. But Texas Western put the game away with a 51-yard touchdown run by Wayne Hansen.

Each team racked up over 300 yards of offense, as the Miners recorded 372 total yards and Georgetown amassed 308 yards. Most of the Miner yards came on the ground -- 348 yards on 59 carries -- while the Hoyas picked up 226 yards through the air.

Texas Western's Lee Cargile led all backs with 96 yards rushing, while Gabrel added 85. James Hammond and Button Fraser both topped 50 yards on the ground for the Miners.

Georgetown's Gus Fornaciari caught four passes on the day for 114 yards. He had one catch for 41 yards and a 54-yard touchdown reception in the final moments of the contest.



SCORING SUMMARY

| | 1ST | 2ND | 3RD | 4TH | F |
|----------------------|-----|-----|-----|-----|----|
| TEXAS WESTERN | 0 | 13 | 7 | 13 | 33 |
| GEORGETOWN | 0 | 0 | 7 | 13 | 20 |


| QTR | TEAM | SCORING PLAY |
|-----|------|--|
| 2nd | TWC | Chesak 1-yard run (kick failed) |
| 2nd | TWC | Gabrel 1-yard run (Chesak pass from McWilliams) |
| 3rd | TWC | Fraser 32-yard run (Davis kick) |
| 3rd | GU | Kivas 3-yard run (Haesler kick) |
| 4th | TWC | Gabrel 19-yard run (Davis kick) |
| 4th | GU | Schmidt 14-yard pass from Deacon (kick failed) |
| 4th | TWC | Hansen 51-yard kickoff return (Davis kick) |
| 4th | GU | Fornaciari 54-yard pass from Deacon (Haesler kick) |

TEAM STATISTICS

| | GU | TWC |
|-----------------|---------|--------|
| First Downs | 13 | 14 |
| Rushing Yards | 40-82 | 59-348 |
| Passing Yards | 226 | 24 |
| Passes | 12-31-3 | 5-9-0 |
| Total Offense | 52-308 | 68-372 |
| Fumbles/Lost | 2-1 | 2-2 |
| Penalties/Yards | 7-65 | 11-95 |
| Punts/Yards | 10-330 | 5-180 |
| Punt Average | 33.0 | 36.0 |

INDIVIDUAL LEADERS

| | |
|--|--|
| Rushing | GU: Conn 8-30; Kivas 8-20, 1 TD; Kitkowski 5-16; Preston 7-8; Barronowski 4-8; Mattingly 5-0; Deacon 2-0. |
| | TWC: Cargile 12-96; Gabrel 11-85, 2 TD; Hammond 8-57; Fraser 8-51; McCraw 6-33; Brewster 5-16; Campbell 4-10; Gooden 3-2; Williams 2-0. |
| | Passing |
| GU: Mattingly 8-20--3, 118 yards; Deacon 4-11-0, 108 yards, 2 TD. | |
| TWC: Brewster 5-9-0, 24 yards. | |
| Receiving | GU: Fornaciari 4-114; Conn 3-54; Noppinger 4-22; Schmidt 1-14; Losh 1-11; Kivas 1-9; Kitkowski; 1-2. |
| | TWC: Campbell 2-17, Wilkinson 1-6, McCraw 1-1. |



"PUG" GABREL POWERED HIS SQUAD PAST GEORGETOWN FOR THE MINERS' FIRST BOWL VICTORY IN PROGRAM HISTORY.

T 1954 SUN BOWL

| | |
|--|-----------|
| TEXAS WESTERN | 37 |
| SOUTHERN MISS | 14 |
| KIDD FIELD (9,500) EL PASO, TEXAS JANUARY 1, 1954 | |

The Miners went into the Sun Bowl as overwhelming underdogs to Southern Mississippi. But Texas Western stunned the 14-point favorite Golden Eagles and their fans by jumping out to a 30-0 lead in the first half of the 19th Annual Sun Bowl.

The Miners then held on for a 37-14 triumph to finish the season 8-2.

TWC quarterback Dick Shinaut was named outstanding player of the game. He threw two touchdown passes and kicked four extra points to amass 19 of the Miners' 37 points. He finished the day 11 of 17 passing for 158 yards.

Texas Western got on the board the second play of the game, when Clovis Riley darted 54 yards to the goal line where he was hit and fumbled. The ball was recovered in the end zone by TWC's John Howle for the Miner touchdown. The play was set up on a 48-yard kickoff return by Shinaut to open the game.


In the first period Shinaut executed a screen pass formation, tossing to Jessie Whittenton for 25 yards and a touchdown.

Shinaut threw a long aerial in the second quarter, hurling 44 yards to John Howle for another Texas Western touchdown.

Southern Miss scored a pair of touchdowns to draw within 16 points, but TWC's Riley dashed 43 yards for the final Miner score.

Riley had a big day rushing, which included the 54-yard non-scoring run in the first quarter and a 43-yard touchdown run in the third quarter. He finished the day with 112 yards rushing on just 12 carries.

The Miners overcame Southern Miss with a plan of attack on the ground and in the air. Texas Western amassed 245 rushing yards and 158 passing yards.



SCORING SUMMARY

| | 1ST | 2ND | 3RD | 4TH | F |
|----------------------|-----------|-----------|----------|----------|-----------|
| TEXAS WESTERN | 14 | 16 | 7 | 0 | 37 |
| SOUTHERN MISS | 0 | 7 | 7 | 0 | 14 |


| QTR | TEAM | SCORING PLAY |
|-----|------|---|
| 1st | TWC | Howle 1-yard fumble return (Shinaut kick) |
| 1st | TWC | Whittenton 25-yard pass from Shinaut (Shinaut kick) |
| 2nd | TWC | Shinaut 25-yard field goal |
| 2nd | TWC | Howle 44-yard pass from Shinaut (Shinaut kick) |
| 2nd | TWC | McCormick 2-yard run (kick failed) |
| 2nd | USM | Wood 12-yard pass from Jarrell (McElroy kick) |
| 3rd | USM | Smallwood 13-yard run (Davenport kick) |
| 3rd | TWC | Riley 43-yard run (Shinaut kick) |

TEAM STATISTICS

| | USM | TWC |
|-----------------|--------|---------|
| First Downs | 13 | 15 |
| Rushing Yards | 166 | 245 |
| Passing Yards | 145 | 158 |
| Passes | 8-26-0 | 11-20-0 |
| Total Offense | 311 | 403 |
| Fumbles/Lost | 4-3 | 4-2 |
| Penalties/Yards | 3-13 | 4-40 |
| Punts/Yards | 4-112 | 5-140 |
| Punt Average | 28.0 | 28.0 |

INDIVIDUAL LEADERS

| | |
|-----------|--|
| Rushing | USM: Pepper 14-57; McElroy 11-50; Smallwood 5-45; Mason 5-24. TWC: Riley 12-112; Coleman 2-39; McCormick 4-28; Shinaut 2-19. |
| Passing | USM: Jarrell 6-18-0, 134 yards, 1 TD; Davenport 1-8-0, 13 yards; Barfield 1-2-0, -2 yards. TWC: Shinaut 11-17-0, 158 yards 2 TD; Whittenton 0-2-0; Corbell 0-2-0. |
| Receiving | USM: Waters 3-76; Wood 4-52, 1 TD; McElroy 1-13. TWC: Howle 4-76, 1 TD; Odell 5-43; Whittenton 2-39, 1 TD. |



TOTAL TEAM EFFORT, AS TWC SOARED PAST FUTURE CONFERENCE USA FOE SOUTHERN MISS. IT WAS ALSO MIKE BRUMBELOW'S FIRST BOWL WIN AS HEAD COACH OF THE MINERS.

T 1955 SUN BOWL

| | |
|----------------------|-----------|
| TEXAS WESTERN | 47 |
| FLORIDA STATE | 20 |

**KIDD FIELD (14,000) | EL PASO, TEXAS
JANUARY 1, 1955**

The biggest single-half offensive explosion in Sun Bowl history led Texas Western to an easy 47-20 win over Florida State in the 20th edition of the game.

Jesse Whittenton provided most of the fireworks, tossing three touchdown passes and adding another pair of scores on the ground to earn Most Valuable Player honors. Whittenton got things going early, throwing a 56-yard bomb to Rusty Rutledge to tie the game at 7-7 after one quarter.

The second quarter was all Miners, as TWC scored 27 unanswered points in building a 34-7 halftime lead. Whittenton tossed a pair of scores, including Rutledge's second, and ran one in from seven yards out.

The Seminoles would score a pair of second half touchdowns, but couldn't get closer than 20 points.

Whittenton, who also kicked extra points, totaled 17 points. He was seven of 13 for 136 yards passing in the game. Bob Forrest scored a pair of touchdowns on runs of 45 and 11 yards, and had the play of the game when he picked up his own fumble on a kickoff and ran 95 yards to the FSU two-yard line.

Florida State's backfield included (current ESPN analyst) Lee Corso and Buddy Reynolds (a.k.a. actor Burt Reynolds). Corso set up FSU's first score on a 48-yard run to the Miner two-yard line. Corso left the game after just two carries for 50 yards when he collided with Forrest on a fumbled punt return.



THE MINERS JUMPED OUT TO A 34-7 LEAD ON THE SEMINOLES, FORESHADOWING THE HALFTIME ENTERTAINMENT.



SCORING SUMMARY

| | | | | | |
|----------------------|----------|-----------|-----------|----------|-----------|
| FLORIDA STATE | 7 | 0 | 6 | 7 | 20 |
| TEXAS WESTERN | 7 | 27 | 13 | 0 | 47 |

| QTR | TEAM | SCORING PLAY |
|-----|------|---|
| 1st | FSU | Massey 1-yard run (Graham kick) |
| 1st | TWC | Rutledge 56-yard pass from Whittenton (Whittenton kick) |
| 2nd | TWC | Whittenton 7-yard run (kick failed) |
| 2nd | TWC | B. Forrest 45-yard run (Whittenton kick) |
| 2nd | TWC | B. Forrest 19-yard pass from Whittenton (Whittenton kick) |
| 2nd | TWC | Rutledge 16-yard pass from Whittenton (Whittenton kick) |
| 3rd | TWC | B. Forrest 11-yard run (Whittenton kick) |
| 3rd | FSU | Feamster 45-yard pass from Swantic (kick blocked) |
| 3rd | TWC | Whittenton 2-yard run (kick failed) |
| 4th | FSU | Odom 16-yard pass from Massey (Graham kick) |

TEAM STATISTICS

| | FSU | TWC |
|-----------------------|------------|------------|
| First Downs | 13 | 17 |
| Rushing Yards | 35-139 | 48-253 |
| Passing Yards | 155 | 149 |
| Passes | 12-21-2 | 8-15-0 |
| Total Offense | 56-294 | 63-402 |
| Fumbles-Lost | 3-2 | 2-2 |
| Interceptions-Yards | 0-0 | 2-3 |
| Penalties | 3-25 | 7-65 |
| Punts Yards | 6-160 | 4-176 |
| Punt Average | 26.6 | 44.0 |
| Punts Returns-Yards | 2-34 | 2-18 |
| Kickoff Returns-Yards | 8-145 | 4-180 |

INDIVIDUAL LEADERS

| | |
|-----------|---|
| Rushing | TWC: Bob Forrest 5-72, 2 TD; Rutledge 6-56; Ward 5-31; Harman 6-25; Tevis 9-25; Coleman 2-14; Whittenton 8-13, 2 TD; Brown 4-7; Hedgecoke 1-5; Corbell 1-3; Settle 1-2. FSU: Corso 2-50; Reynolds 7-35; Prinzi 2-21; Metts 5-15; Graham 5-10; Swantic 4-8; Hoit 2-4; Griner 1-3; Massey 5-(-2); Odom 2-(-5). |
| Passing | TWC: Whittenton 7-13-0, 3 TD, 138 yards; Corbell 1-1-0, 11 yards. FSU: Massey 8-17-2, 1 TD, 107 yards; Swantic 1-2-0, 1 TD, 43 yards; Prinzi 1-1-0, 6 yards; Rodrique 1-1-0, minus-1 yard. |
| Receiving | TWC: Rutledge 3-88, 2 TD; Howle 2-35; Dick Forrest 1-19, 1 TD; Ward 1-11; Harman 1-(-4). FSU: Feamster 4-68, 1 TD; Graham 1-27; Odom 2-21, 1 TD. |

T 1957 SUN BOWL

| | |
|---|-----------|
| GEORGE WASHINGTON | 13 |
| TEXAS WESTERN | 0 |
| KIDD FIELD (13,500) EL PASO, TEXAS JANUARY 1, 1957 | |

George Washington forced five Texas Western turnovers and took advantage of its opportunities in winning 13-0 in the 22nd Annual Sun Bowl.

The game marked the first shutout in a Sun Bowl since Southwestern University blanked the University of Mexico in 1945, 35-0.

The Miner defense was also strong in the game, but miscues by the offense led to both Colonial touchdowns. Twice the defense stopped the Colonials inside the 10-yard line, including a goal line stand at the six-inch line during the first quarter.

The tone of the game was set early when George Washington recovered a fumble on the Texas Western nine-yard line. However, the Miner defense stood its ground, thwarting a Colonial score.

Though the defense would keep the Colonials out of the end zone, George Washington would score soon after. A 30-yard strike from Ray Looney to Paul Thompson would be all the points the Colonials would need.

A Pete Spera three-yard run on the fourth play of the fourth quarter iced the game for George Washington. The shutout was the first against the Miners in 42 games.

Bo Austin, who was named the game's MVP, led all rushers with 98 yards on 18 carries. His biggest run of the day came on a 47-yard non-scoring scamper in the third quarter to set up Spera's touchdown.



HEAD COACH MIKE BRUMBELLOW LED THE MINERS TO THE 1957 SUN BOWL IN HIS LAST SEASON AT THE HELM.



SCORING SUMMARY

| | 1ST | 2ND | 3RD | 4TH | F |
|--------------------------|-----|-----|-----|-----|----|
| GEORGE WASHINGTON | 6 | 0 | 0 | 7 | 13 |
| TEXAS WESTERN | 0 | 0 | 0 | 0 | 0 |

| QTR | TEAM | SCORING PLAY |
|-----|------|--|
| 1st | GWU | Thompson 30-yard pass from Looney (kick blocked) |
| 4th | GWU | Spera 3-yard run (Spera kick) |

TEAM STATISTICS

| | GWU | TWC |
|---------------------|-------|--------|
| First Downs | 14 | 10 |
| Rushing Yards | 257 | 146 |
| Passing Yards | 61 | 22 |
| Passes | 4-9-0 | 3-16-3 |
| Total Offense | 318 | 168 |
| Interceptions-Yards | 3-35 | 0-0 |
| Fumbles-Lost | 3-2 | 3-3 |
| Penalties-Yards | 7-55 | 3-45 |
| Punts-Yards | 7-231 | 8-272 |
| Punt Average | 33.0 | 34.0 |
| Kick Returns-Yards | 1-18 | 3-68 |

INDIVIDUAL LEADERS

| | |
|---------------|--|
| Rushing | GWU: Austin 18-98; Spera 9-47, 1 TD; Claypool 12-43; Looney 6-38; Sommer 8-2; Frulla 3-10. TWC: B. Forrest 14-49; Maynard 6-24; Harman 4-22; Bevers 6-18; Laraba 5-12; Ward 3-13; Coleman 4-10. |
| Passing | GWU: Looney 4-9-0, 61 yards, 1 TD. TWC: Laraba 1-9-2; B. Forrest 2-7-1, 22 yards. |
| Receiving | GWU: Thompson 3-46; Harman 1-15. TWC: Bevers 1-16; Watkins 1-8; D. Forrest 1-0. |
| Interceptions | GWU: Colna 1-13; Frulla 1-10, Claypool 1-12. |

T 1965 SUN BOWL

| | |
|----------------------|-----------|
| TEXAS WESTERN | 13 |
| TCU | 12 |

**SUN BOWL (27,450) | EL PASO, TEXAS
JANUARY 1, 1965**

TCU ran out to a 10-0 halftime lead but, led by Billy Stevens' arm and Joe Cook's foot, TWC came from behind to win the 31st Annual Sun Bowl.

TCU's Kent Nix got the Horned Frogs going in the second period, leading them to a 35-yard Bruce Alford field goal. TCU then took a 10-0 lead when Nix hooked up with David Smith on an 11-yard scoring pass.


Stevens, the second highest-rated passer in the nation during the 1965 season, threw for 208 yards on 21 completions.

He led off the second half with a 35-yard scoring hook-up to flanker Chuck Hughes, and the comeback was on. Texas Western then drove

70 yards to set up a 21-yard field goal by Cook, tying the game at 10-10.

A fumble late in the fourth quarter by the Frogs at their own 29-yard line gave the Miners good field position for the go-ahead score. Four plays later Cook booted his second field goal to give the Miners their first lead at 13-10.

The Frogs were shut down and nearly out in the second half, with their only score coming on a safety with 43 seconds left in the game. Stevens, who was named the C.M. Hendricks Most Valuable Player, took the snap from center and ran out of the end zone to make the final score 13-12.



XAVIER COULDN'T STOP FLANKER CHUCK HUGHES FROM SCORING A TOUCHDOWN EARLIER IN THE SEASON, AS TCU FOUND OUT THE HARD WAY.



SCORING SUMMARY

| | 1ST | 2ND | 3RD | 4TH | F |
|----------------------|-----|-----|-----|-----|----|
| TCU | 0 | 10 | 0 | 2 | 12 |
| TEXAS WESTERN | 0 | 0 | 10 | 3 | 13 |

SCORING PLAY

| QTR | TEAM | SCORING PLAY |
|-----|------|--|
| 2nd | TCU | Alford 35-yard field goal |
| 2nd | TCU | Smith 11-yard pass from Nix (Alford kick) |
| 3rd | TWC | Hughes 35-yard pass from Stevens (Cook kick) |
| 3rd | TWC | Cook 21-yard field goal |
| 4th | TWC | Cook 18-yard field goal |
| 4th | TCU | Stevens runs out of the end zone for a safety. |

TEAM STATISTICS

| | TCU | TWC |
|------------------------|---------|---------|
| First Downs | 18 | 14 |
| Rushing Attempts-Yards | 49-100 | 24-12 |
| Passing Yards | 148 | 208 |
| Passes | 15-28-3 | 21-34-3 |
| Total Offense | 77-248 | 58-220 |
| Fumbles-Lost | 4-3 | 2-0 |
| Interceptions-Yards | 3-10 | 2-27 |
| Penalties | 4-48 | 5-39 |
| Punts-Yards | 4-194 | 5-195 |
| Punt Average | 48.5 | 39.0 |
| Punt Returns-Yards | 3-32 | 3-45 |
| Kickoff Returns-Yards | 4-85 | 2-4 |

INDIVIDUAL LEADERS

| | |
|-----------|--|
| Rushing | TCU: Post 22-76, Landon 15-28, D. Smith 5-0, Nix 7-(-4). TWC: Davis 14-41, Harrell 1-9, Yarbrough 1-1; Stevens 8-(-42). |
| Passing | TCU: Nix 15-27-3, 148 yards; Landon 0-1-0, 0 yards. TWC: Stevens 21-34-3-208. |
| Receiving | TCU: Campbell 6-74; D. Smith 5-39, 1 TD; Ball 3-35; Post 1-9. TWC: Hughes 7-115, 1 TD; Anderson 4-45; Wallace 6-28; Yarbrough 2-13; Harrell 1-13; Davis 1-(-6). |

T 1967 SUN BOWL

| | |
|---|-----------|
| UTEP | 14 |
| MISSISSIPPI | 7 |
| SUN BOWL (34,685) EL PASO, TEXAS DECEMBER 30, 1967 | |

UTEP scored 14 fourth quarter points, and a surprisingly strong defense held heavily-favored Mississippi to just a single score as the Miners defeated the Rebels in the 33rd Annual Sun Bowl, 14-7.

Billy Stevens received his second C. M. Hendricks Award as the game's most valuable player after leading the Miners to two touchdowns in a seven-minute span of the fourth quarter.

The Rebels' touchdown was set up by the lone Miner turnover of the game, an interception by Mac McClure that was returned 46 yards to the UTEP one-yard line. Two plays later Bruce Newell scored to give the Rebels a 7-0 lead.

The UTEP offense finally got into gear late in the third quarter, driving 76 yards for the tying score behind the arm of Stevens. He threw for 64 yards on the drive, including the last five

yards on a swing pass to David Karns for the tying score.

All-American Fred Carr, who was named the game's Most Valuable Lineman, forced a fumble two possessions later and the Miners took over at the Rebel 22. Four plays later Larry McHenry bowled into the end zone for the winning score, and the defense took over from there.

The UTEP defense held the Rebels to just 109 yards of total offense and six first downs, while forcing four turnovers. The Miners racked up 276 yards of offense.

Gene Epps led the Miner defense with 12 tackles and one interception on the day, while Carr notched five takedowns and George Daney picked up seven.



MVP BILLY STEVENS ACCEPTS THE C.M. HENDRICKS AWARD AFTER THE MINERS' SUN BOWL VICTORY.



SCORING SUMMARY

| | 1ST | 2ND | 3RD | 4TH | F |
|--------------------|-----|-----|-----|-----|----|
| UTEP | 0 | 0 | 0 | 14 | 14 |
| MISSISSIPPI | 0 | 7 | 0 | 0 | 7 |

| QTR | TEAM | SCORING PLAY |
|-----|------|---|
| 1st | UM | Newell 1-yard run (Brown kick) |
| 4th | UTEP | Karns 5-yard pass from Stevens (Waddles kick) |
| 4th | UTEP | McHenry 4-yard run (Waddles kick) |

TEAM STATISTICS

| | UM | UTEP |
|------------------------|---------|---------|
| First Downs | 6 | 16 |
| Rushing Attempts-Yards | 31-38 | 47-75 |
| Passing Yards | 71 | 201 |
| Passes | 12-23-1 | 16-35-1 |
| Total Offense | 54-109 | 72-276 |
| Fumbles-Lost | 4-3 | 0-0 |
| Penalties | 5-33 | 9-92 |
| Interceptions-Yards | 1-52 | 1-2 |
| Punts-Yards | 11-465 | 12-478 |
| Punt Average | 42.3 | 39.8 |
| Blocked Punts | 1 | 0 |
| Punt Returns-Yards | 8-75 | 6-25 |
| Kickoff Returns-Yards | 4-98 | 1-7 |

INDIVIDUAL LEADERS

Rushing **UM:** Hindman 15-53; Newell 10-(-7), 1 TD; Bowen 6-(-8).
UTEP: McHenry 13-73, 1 TD; White 17-72; Johnson 3-7; Dawson 3-(-26); Stevens 11-(-51).

Passing **UM:** Newell 12-23-1, 71 yards.
UTEP: Stevens 13-26-1, 155 yards, 1 TD; Dawson 3-9-0, 46 yards.

Receiving **UM:** Matthews 4-25; Haik 3-24; Bowen 2-16; Shows 2-8; Hindman 1-(-2).
UTEP: Wallace 6-83; Karns 5-56, 1 TD; Jones 4-38; White 1-14.

T 1988 INDEPENDENCE BOWL

| | |
|----------------------|-----------|
| SOUTHERN MISS | 38 |
| UTEP | 18 |

**INDEPENDENCE BOWL (20,242) | SHREVEPORT, LA.
DECEMBER 29, 1988**

After a close first half in which Southern Miss had a 10-7 lead, the Golden Eagles scored three third-quarter touchdowns to open up a 24-point lead and roll past UTEP, 38-18, in the 13th Annual Independence Bowl.


The Miners scored first on a 30-yard pass from Pat Hegarty to Reggie Barrett, and controlled the action in the first half. But after a Chris Jacke missed field goal, USM moved 80 yards for the go-ahead score, a three-yard TD pass from Brett Favre to Reginald Warnsley.

Two punt returns for touchdowns by James Henry put the game out of reach. Henry was named Most Valuable Offensive and Defensive Player of the game for his play.

Barrett tied an Independence Bowl record for receptions with nine for 119 yards and a touchdown.

Terry Walker recorded six tackles and a pair of interceptions off Favre, while Ken Sale and Doug Morgan each notched a team-high eight tackles to spark the Miner defense.

Hegarty, a GTE Academic All-American, threw for 203 yards on the day. He teamed with David Flores to set a UTEP bowl game record with 308 yards passing.



SCORING SUMMARY

| | 1ST | 2ND | 3RD | 4TH | F |
|----------------------|----------|----------|-----------|----------|-----------|
| UTEP | 7 | 0 | 3 | 8 | 18 |
| SOUTHERN MISS | 3 | 7 | 21 | 7 | 38 |

| QTR | TEAM | SCORING PLAY |
|-----|------|--|
| 1st | UTEP | Barrett 30-yard pass from Hegarty (Jacke kick) |
| 1st | USM | Seroka 28-yard field goal |
| 2nd | USM | Warnsley 3-yard pass from Favre (Seroka kick) |
| 3rd | USM | Henry 55-yard punt return (Seroka kick) |
| 3rd | USM | Gandy 1-yard run (Seroka kick) |
| 3rd | USM | Henry 45-yard punt return (Seroka kick) |
| 3rd | UTEP | Jacke 37-yard field goal |
| 4th | USM | Gandy 7-yard run (Seroka run) |
| 4th | UTEP | Fuller 2-yard pass from Flores (Fuller pass from Flores) |

TEAM STATISTICS

| | UTEP | USM |
|------------------------|---------|---------|
| First Downs | 19 | 17 |
| Rushing Attempts-Yards | 38-53 | 41-168 |
| Passing Yards | 308 | 157 |
| Passes | 23-44-0 | 15-26-2 |
| Total Offense | 82-361 | 67-323 |
| Fumbles-Lost | 3-0 | 2-0 |
| Interceptions-Yards | 2-34 | 0-0 |
| Penalties-Yards | 10-95 | 5-45 |
| Punts-Yards | 6-235 | 6-193 |
| Punt Average | 39.2 | 32.1 |
| Punt Returns-Yards | 4-(-9) | 3-108 |
| Kickoff Returns-Yards | 4-56 | 2-29 |
| Sacks By: Number-Yards | 0-0 | 3-24 |
| Time of Possession | 31:08 | 28:52 |

INDIVIDUAL LEADERS

| | |
|-----------|---|
| Rushing | UTEP: Fuller 9-31; Dixon 8-26; Menifee 5-13; Flores 2-3; Forest 1-1; Lopez 1-(-1); Hegarty 11-(-10). USM: Gandy 22-134, 2 TD; Bradley 9-29; Warnsley 3-8; Favre 7-(-3). |
| Passing | UTEP: Hegarty 14-27-0, 1 TD, 203 yards; Flores 9-17-0, 1 TD, 105 yards. USM: Favre 15-26-2, 1 TD, 157 yards. |
| Receiving | UTEP: Barrett 9-119, 1 TD; Adkison 4-55; Housler 3-49; Fuller 3-27, 1 TD; Lopez 2-33; Dixon 1-6; Bailey 1-19. USM: Tillman 2-44; Williams 2-28; Rowell 1-24; Jackson 3-15; Weeks 2-15; Warnsley 2-11, 1 TD; Gandy 2-10; Hansford 1-10. |



WILLIE FULLER HAULS IN A PASS OVER AN AIR FORCE DEFENDER, AS THE MINERS SOARED PAST THE FALCONS EN ROUTE TO THEIR FIRST-EVER 10-WIN SEASON.

T 2000 HUMANITARIAN BOWL

| | |
|---|-----------|
| BOISE STATE | 38 |
| UTEP | 23 |
| BRONCO STADIUM (26,203) BOISE, IDAHO DECEMBER 28, 2000 | |

Bart Hendricks ran for two touchdowns, threw for another and caught a late scoring pass as Boise State beat UTEP, 38-23, in the Crucial.com Humanitarian Bowl.

Hendricks was 17 of 29 for 247 yards and ran for another 57 yards. He was selected the game's most valuable player for the Broncos.

Hendricks gave the Broncos a 24-10 lead with a 77-yard TD run on Boise State's first play from scrimmage in the second half. He also worked the clock in the closing minute of the first half before scoring on a 12-yard run with 18 seconds left. That gave the Broncos a 17-10 lead.

Hendricks got the game's last touchdown on a 10-yard pass from receiver Andre Banks with

3:35 on the clock. He capped Boise State's first possession with a 28-yard TD strike to Jay Swillie.

Boise State broke it open with a fake punt on the first play of the fourth quarter. On fourth-and-4, punter Jeff Edwards stepped into a channel on the right side of the line and ran 22 yards for a first down. On the next play, Brock Forsey went for a 42-yard TD run and a 31-13 lead.

The Miners pulled to 31-23 with 7:45 to play when Chris Porter scored on a three-yard run. Porter, who was named UTEP's MVP, led the Miners with 134 yards rushing.



SCORING SUMMARY

| | 1ST | 2ND | 3RD | 4TH | F |
|--------------------|-----|-----|-----|-----|----|
| UTEP | 0 | 10 | 3 | 10 | 23 |
| BOISE STATE | 7 | 10 | 7 | 14 | 38 |

| QTR | TEAM | SCORING PLAY |
|-----|------|---|
| 1st | BSU | Swillie 28-yard pass from Hendricks (Calaycay kick) |
| 2nd | BSU | Calaycay 41-yard field goal |
| 2nd | UTEP | Knapp 9-yard pass from R. Perez (Bishop kick) |
| 2nd | UTEP | Bishop 28-yard field goal |
| 2nd | BSU | Hendricks 12-yard run (Calaycay kick) |
| 3rd | BSU | Hendricks 77-yard run (Calaycay kick) |
| 3rd | UTEP | Bishop 43-yard field goal |
| 4th | BSU | Forsey 41-yard run (Calaycay kick) |
| 4th | UTEP | Bishop 47-yard field goal |
| 4th | UTEP | Porter 3-yard run (Bishop kick) |
| 4th | BSU | Hendricks 11-yard pass from Banks (Calaycay kick) |

TEAM STATISTICS

| | UTEP | BSU |
|------------------------|---------|---------|
| First Downs | 22 | 18 |
| Rushing Attempts-Yards | 44-118 | 29-175 |
| Passing Yards | 201 | 258 |
| Passes | 17-38-1 | 18-30-1 |
| Total Offense | 82-319 | 59-433 |
| Fumbles-Lost | 4-2 | 2-0 |
| Penalties | 4-35 | 6-59 |
| Interceptions-Yards | 1-0 | 1-5 |
| Punts-Yards | 5-244 | 7-298 |
| Punt Average | 48.8 | 42.6 |
| Punt Returns-Yards | 5-91 | 3-15 |
| Kickoff Returns-Yards | 5-66 | 6-118 |
| Sacks By: Number-Yards | 7-42 | 5-24 |
| Time of Possession | 32:55 | 27:05 |

INDIVIDUAL LEADERS

| | |
|-----------|---|
| Rushing | UTEP: Porter 26-134, 1 TD; Austin 3-10; Cleveland 4-0; R. Perez 11-(-26). |
| | BSU: Forsey 10-68, 1 TD; Hendricks 13-57, 2 TD; Malaythong 4-26; Edwards 1-22; Gilligan 1-2. |
| Passing | UTEP: R. Perez 17-38-1, 1 TD, 201 yards. |
| | BSU: Hendricks 17-29-1, 1 TD, 247 yards; Banks 1-1-0, 1 TD, 11 yards. |
| Receiving | UTEP: Mays 7-91; Natkin 4-69; Ray 4-26; Knapp 1-9; Tessier 1-6. |
| | BSU: Forsey 4-56; Swillie 4-50; Fanucchi 3-32; Swan 2-40; Putzier 2-35; Gilligan 1-17; Banks 1-17; Hendricks 1-11. |



UNDER CENTER AND IN CONTROL, QUARTERBACK ROCKY PEREZ LED THE MINERS TO THEIR FIRST BOWL GAME IN 12 SEASONS.

T 2004 EV1.NET HOUSTON BOWL

| | |
|-----------------|-----------|
| COLORADO | 33 |
| UTEP | 28 |

**RELIANT STADIUM (27,235) | HOUSTON, TEXAS
DECEMBER 29, 2004**

Jordan Palmer and Jayson Boyd combined to set five UTEP bowl records, but it wasn't enough as Colorado rallied to edge the Miners, 33-28, in the EV1.net Houston Bowl.

Palmer set marks for passing yardage (328), passing attempts (42), passing completions (22) and total offense (325) and Boyd had a career-high 140 yards receiving. But the Buffaloes (8-5) held UTEP's high-scoring offense in check in the second half to erase a 21-13 deficit.

The Miners ended the year on their first losing streak of the season, closing out a magical year in which they improved from 2-11 to 8-4.

UTEP scored three touchdowns in the first half, but just one following the intermission. The Buffaloes controlled the clock for 21 out of 30 minutes in the second half.

Colorado moved 57 yards on 11 plays in its first offensive possession. Mason Crosby's 26-yard field goal put the Buffaloes ahead 3-0. UTEP answered with touchdowns on consecutive

possessions for a 14-3 lead. First, Howard Jackson scored on a seven-yard run, and later Josh Chamois had a one-yard scamper for six points.

The Buffaloes pulled to within a point (14-13) on a one-yard run by Hugh Charles and a 54-yard field goal by Crosby. Palmer's 17-yard pass to Boyd with 3:08 remaining in the second quarter gave the Miners some breathing room at the intermission.

Two more field goals by Crosby cut Colorado's deficit to 21-19 late in the third. UTEP responded with a four-play, 80-yard drive, capped off by Palmer's four-yard pass to Johnnie Lee Higgins, Jr. for a 28-19 lead.

However, the Buffaloes wouldn't go away. Joel Klatt's 78-yard pass to Joe Klopfenstein with 14:02 left in the fourth quarter closed the gap to 28-26. Colorado regained the lead for good at 33-28 on a 39-yard pass from Klatt to Evan Judge with 8:43 remaining in the game.



SCORING SUMMARY

| | 1ST | 2ND | 3RD | 4TH | F |
|-----------------|-----------|-----------|----------|-----------|-----------|
| COLORADO | 3 | 10 | 6 | 14 | 33 |
| UTEP | 14 | 7 | 0 | 7 | 28 |

QTR TEAM SCORING PLAY

| | | |
|-----|------|--|
| 1st | CU | Crosby 26-yard field goal |
| 1st | UTEP | Jackson 7-yard run (Schneider kick) |
| 1st | UTEP | Chamois 1-yard run (Schneider kick) |
| 2nd | CU | Charles 1-yard run (Crosby kick) |
| 2nd | CU | Crosby 54-yard field goal |
| 2nd | UTEP | Boyd 17-yard pass from Palmer (Schneider kick) |
| 3rd | CU | Crosby 37-yard field goal |
| 3rd | CU | Crosby 20-yard field goal |
| 4th | UTEP | Higgins 3-yard pass from Palmer (Schneider kick) |
| 4th | CU | Klopfenstein 78-yard pass from Klatt (Crosby kick) |
| 4th | CU | Judge 39-yard pass from Klatt (Crosby kick) |

TEAM STATISTICS

| | CU | UTEP |
|------------------------|---------|---------|
| First Downs | 23 | 19 |
| Rushing Attempts-Yards | 44-157 | 27-34 |
| Passing Yards | 333 | 328 |
| Passes | 33-24-0 | 42-22-2 |
| Total Offense | 77-490 | 69-362 |
| Fumbles-Lost | 0-0 | 1-1 |
| Interceptions-Yards | 2-1 | 0-0 |
| Penalties-Yards | 10-83 | 4-43 |
| Punts-Yards | 4-200 | 5-270 |
| Punt Average | 50.0 | 45.0 |
| Punt Returns-Yards | 2-2 | 2-11 |
| Kickoff Returns-Yards | 5-83 | 1-16 |
| Sacks By: Number-Yards | 2-8 | 3-21 |
| Time of Possession | 37:09 | 22:51 |

INDIVIDUAL LEADERS

| | |
|-----------|--|
| Rushing | CU: Purify 22-80; Charles 7-51; Torp 1-22; Mackey 1-20; Vickers 3-4; Littlehales 1-minus 2; TEAM 2-minus 2; Klatt 7-(-16). UTEP: Jackson 16-37; Thomas 2-4; Chamois 2-1; Smith 1-1; Austin 1-0; Palmer 4-(-3); Marrow 1-(-6). |
| Passing | CU: Klatt 24-33-0, 2 TD, 333 yards. UTEP: Palmer 22-42-2, 2 TD, 328 yards. |
| Receiving | CU: Purify 6-41; Klopfenstein 5-134, 1 TD; Monteilh 4-34; Judge 2-50, 1 TD; Mackey 2-32; Sprague 2-16; Duren 2-10; Vickers 1-16. UTEP: Boyd 7-140, 1 TD; Higgins 7-122, 1 TD; Marrow 3-9; Francies 2-28; Jackson 2-12; Sears 1-17. |



POISED IN THE POCKET, QUARTERBACK JORDAN PALMER SET FOUR UTEP BOWL RECORDS, INCLUDING 328 PASSING YARDS TO CAP MIKE PRICE'S FIRST SEASON IN THE ORANGE AND BLUE.

T 2005 GMAC BOWL

| | |
|---|-----------|
| TOLEDO | 45 |
| UTEP | 13 |
| LADD-PEEBLES STADIUM (35,422) MOBILE, ALA. | |
| DECEMBER 21, 2005 | |



Bruce Gradkowski threw for 298 yards and five touchdowns, leading Toledo to a 45-13 victory over UTEP in the seventh annual GMAC Bowl in Mobile, Ala.

Gradkowski, the game's MVP, threw for three touchdowns in the first half as Toledo built a 28-13 lead. He out-duelled Miner quarterback Jordan Palmer, who passed for 160 yards in the first half before suffering a high ankle sprain.

Palmer completed 14 of 33 attempts for 163 yards. Orlando Cruz, who finished the game, was three of seven for 29 yards.

Toledo drove 79 yards for a touchdown on its opening possession, as Gradkowski connected with tight end John Allen for a 10-yard score.

The Miners dented the scoreboard with 1:52 remaining in the period on a 34-yard field goal by Reagan Schneider, capping a 71-yard drive.

Toledo extended its lead to 14-3 on a fourth down, 33-yard touchdown pass from Gradkowski to David Washington – his first career reception for a score – with 10:41 remaining in the half.

Thirty-six seconds later David Thomas picked off Palmer for a 37-yard touchdown, and the Miners found themselves trailing 21-3.

UTEP scored 10 straight points to pull to within 21-13. Palmer found Johnnie Lee Higgins, Jr. for an 18-yard score, and Schneider nailed a 23-yard field goal.

But Gradkowski quelled the Miners' momentum by finding Steve Odom for a 31-yard touchdown shortly before the half, leaving UTEP in a 28-13 hole at the intermission.

Odom opened the second half with a 51-yard kickoff return, setting up a 29-yard field goal by Jason Robbins for a 31-13 advantage.

Toledo's Trinity Dawson, who rushed for 124 yards, was named the game's offensive MVP. Mike Alston was appointed defensive MVP after racking up three sacks, and Odom had three kickoff returns for 112 yards to earn special teams MVP.



THE EXPLOSIVE JOHNNIE LEE HIGGINS JR. SCORED THE MINERS' LONE TOUCHDOWN AT THE 2005 GMAC BOWL.

SCORING SUMMARY

| | 1ST | 2ND | 3RD | 4TH | F |
|---------------|----------|-----------|----------|-----------|-----------|
| TOLEDO | 7 | 21 | 3 | 14 | 45 |
| UTEP | 3 | 10 | 0 | 0 | 13 |

| QTR | TEAM | SCORING PLAY |
|-----|--------|--|
| 1st | Toledo | Allen 10-yard pass from Gradkowski (Robbins kick) |
| 1st | UTEP | Schneider 34-yard field goal |
| 2nd | Toledo | Washington 33-yard pass from Gradkowski (Robbins kick) |
| 2nd | Toledo | Thomas 37-yard interception return (Robbins kick) |
| 2nd | UTEP | Higgins 18-yard pass from Palmer (Schneider kick) |
| 2nd | UTEP | Schneider 23-yard field goal |
| 2nd | Toledo | Odom 31-yard pass from Gradkowski (Robbins kick) |
| 3rd | Toledo | Robbins 29-yard field goal |
| 4th | Toledo | Powell 22-yard pass from Gradkowski (Robbins kick) |
| 4th | Toledo | Hopkins 13-yard pass from Gradkowski (Robbins kick) |

TEAM STATISTICS

| | TOLEDO | UTEP |
|------------------------|---------|---------|
| First Downs | 25 | 16 |
| Rushing Attempts-Yards | 39-164 | 28-63 |
| Passing Yards | 304 | 192 |
| Passes | 19-32-2 | 17-41-2 |
| Total Offense | 71-468 | 69-255 |
| Fumbles-Lost | 1-1 | 1-0 |
| Interceptions-Yards | 2-37 | 2-16 |
| Penalties-Yards | 9-80 | 4-45 |
| Punts-Yards | 1-35 | 5-177 |
| Punt Average | 35.0 | 35.4 |
| Punt Returns-Yards | 1-4 | 1-1 |
| Kickoff Returns-Yards | 8-410 | 4-234 |
| Sacks By: Number-Yards | 3-28 | 0-0 |
| Time of Possession | 32:05 | 27:55 |

INDIVIDUAL LEADERS

| | |
|-----------|---|
| Rushing | TOLEDO: Dawson 24-124; Parmele 5-19; Gradkowski 2-11; Broussard 5-8; Davis 1-4; Cochran 1-0; TEAM 1-minus-2. UTEP: Thomas 18-71; Higgins 1-15; Austin 4-3; Cruz 1-2; Palmer 4-minus-28. |
| Passing | TOLEDO: Gradkowski 30-18-2, 5 TD, 298 yards; Cochran 2-1-0, 0 TD, 6 yards. UTEP: Palmer 14-33-1, 1 TD, 163 yards; Cruz 7-3-1, 0 TD, 29 yards; TEAM 1-0-0, 0 TD, 0 yards. |
| Receiving | TOLEDO: Odom 5-97, 1 TD; Moore 4-84; Washington 2-38, 1 TD; Powell 2-38, 1 TD; Hopkins 2-17, 1 TD; Dawson 1-11; Allen 1-10, 1 TD; Davis 1-6; Parmele 1-3. UTEP: West 6-88; Higgins 2-30, 1 TD; A. Givens 2-26; Francies 2-23; Thomas 2-minus-2; Sears 1-13; Hunt 1-9; Mauch 1-5. |

T 2010 NEW MEXICO BOWL

| | |
|-------------|-----------|
| BYU | 52 |
| UTEP | 24 |

**UNIVERSITY STADIUM (32,424) | ALBUQUERQUE, N.M.
DECEMBER 18, 2010**

Jake Heaps passed for 264 yards and four scores, leading BYU to a 52-24 victory over UTEP in the fifth annual New Mexico Bowl.

The Miners fell behind 31-3 to the long-time rival Cougars midway through the second quarter, and couldn't mount a rally despite Trevor Vittatoo hooking up with Kris Adams for three touchdowns.


Vittatoo connected with Adams for scoring passes of 67, 37 and 49 yards. He finished 14 of 29 passing for 245 yards, while Adams established a career-high in his final college game with 153 yards on three catches.

Marlon McClure also had a big day for the Miners, establishing New Mexico Bowl records for kickoff return yards (125) and long kickoff

return (72). His performance gave UTEP 1,538 kickoff return yards on the year to establish a new single-season standard.

UTEP's special teams performance was solid all-around with Dakota Warren booming a 52-yard field goal and Ian Campbell punting six times for 287 yards, a 47.8-yard average.

The Cougars scored touchdowns on four of their first five possessions. BYU compiled 514 yards behind a balanced attack that featured 295 through the air and 219 on the ground. The Cougars received 137 yards receiving from Cody Hoffman and 101 rushing from Joshua Quezada.



SCORING SUMMARY

| | 1ST | 2ND | 3RD | 4TH | F |
|-------------|-----------|-----------|-----------|----------|-----------|
| BYU | 17 | 14 | 14 | 7 | 52 |
| UTEP | 3 | 7 | 7 | 7 | 24 |

SCORING PLAY

| QTR | TEAM | SCORING PLAY |
|-----|------|--|
| 1st | BYU | Kariya 4-yard run (Payne kick) |
| 1st | BYU | Ashworth 9-yard pass from Heaps (Payne kick) |
| 1st | UTEP | Warren 52-yard field goal |
| 1st | BYU | Payne 38-yard field goal |
| 2nd | BYU | Hoffman 31-yard pass from Heaps (Payne kick) |
| 2nd | BYU | Hoffman 3-yard pass from Heaps (Payne kick) |
| 2nd | UTEP | Adams 67-yard pass from Vittatoo (Warren kick) |
| 3rd | BYU | Di Luigi 2-yard run (Payne kick) |
| 3rd | UTEP | Adams 37-yard pass from Vittatoo (Warren kick) |
| 3rd | BYU | Hoffman 29-yard pass from Heaps (Payne kick) |
| 4th | BYU | Quezada 8-yard run (Payne kick) |
| 4th | UTEP | Adams 49-yard pass from Vittatoo (Warren kick) |

TEAM STATISTICS

| | UTEP | BYU |
|------------------------|---------|----------|
| First Downs | 28 | 13 |
| Rushing Attempts-Yards | 50-219 | 22-(-12) |
| Passing Yards | 295 | 245 |
| Passes | 26-36-2 | 14-33-3 |
| Total Offense | 86-514 | 55-233 |
| Fumbles-Lost | 1-0 | 0-0 |
| Penalties | 6-54 | 7-52 |
| Interceptions-Yards | 3-42 | 2-55 |
| Punts-Yards | 3-160 | 6-287 |
| Punt Average | 53.3 | 47.8 |
| Punt Returns-Yards | 2-42 | 2-2 |
| Kickoff Returns-Yards | 5-125 | 8-202 |
| Sacks By: Number-Yards | 4-58 | 0-0 |
| Time of Possession | 38:16 | 21:44 |

INDIVIDUAL LEADERS

| | |
|-----------|---|
| Rushing | UTEP: Banyard 2-11; J. Thomas 4-10; Buckram 6-10; Myers 1-3; McClure 1-(-3); Vittatoo 8-(-43). BYU: Quezada 15-101, 1 TD; Di Luigi 20-98, 1 TD; Kariya 6-18, 1 TD; Hague 3-9; Lark 1-(-1); Foote 2-(-2). |
| Passing | UTEP: Vittatoo 14-29-3, 3 TD, 245 yards; J. Thomas 0-3-0, 0 yards. BYU: Heaps 25-34-1, 4 TD, 264 yards; Lark 1-2-1, 31 yards. |
| Receiving | UTEP: Adams 3-153, 3 TD; McClure 4-38; Hunter 3-27; Trisby 2-14; J. Thomas 1-7; Carr 1-6. BYU: Hoffman 8-137, 3 TD; Jacobson 4-32; Foote 1-31; Di Luigi 3-21; Mahina 2-20; Wilson 2-16; Quezada 2-15; Ashworth 1-9, 1 TD; Hague 1-6; Hafoka 1-4; Holt 1-4. |



THE ELUSIVE MARLON MCCLURE SET TWO NEW MEXICO BOWL RECORDS AND A UTEP SINGLE-SEASON STANDARD WITH A SPECIAL DAY ON SPECIAL TEAMS.

T 2014 NEW MEXICO BOWL

| | |
|--|-----------|
| UTAH STATE | 21 |
| UTEP | 6 |
| UNIVERSITY STADIUM (28,725) ALBUQUERQUE, N.M. | |
| DECEMBER 20, 2014 | |

The Miners got on the board first. A 32-yard field goal by Jay Mattox with 3:10 remaining in the first quarter put UTEP ahead 3-0. The key play of the drive was a Jameill Showers roll out and 53-yard pass to Ian Hamilton on third and 10 from the UTEP 26-yard line.

Utah State answered with a big play of its own. Kent Myers' 48-yard rush on a first down at midfield lifted the Aggies into a 7-3 lead.

Both teams squandered scoring opportunities late in the second period. UTEP came up empty in the red zone as Mike Ruggles bobbled Nick Dooley's snap on a 25-yard field goal attempt. Wildcat Ronald Butler came in at quarterback for Utah State and promptly rushed 61 yards to the UTEP 29-yard line. The Aggies moved another 18 yards, but couldn't cash in as Nick Diaz's 28-yard field goal attempt was wide left.

Utah State built the 14-3 cushion on its first drive of the third quarter. The Aggies advanced 75 yards on seven plays, capped by Nick Vigil's three-yard scamper for a score. It was the third rushing score of the year for the star linebacker. Utah State had a 46-yard completion (Myers to JoJo Natson) and a 14-yard running play (Myers) on the series.

The Miners were finally able to get something going offensively in the fourth quarter when


they marched 54 yards on 16 plays, and Mattox booted a 34-yard field goal to make it a one possession game. But Utah State put it away with a four-play, 65-yard scoring drive. Joe Hill put the exclamation point on the drive, and the game, with an 11-yard rush into the end zone.

Aaron Jones rushed 25 times for 88 yards to lead UTEP. Jones moved into 10th place on the Miners' career rushing list with 2,132 yards and ended the season with 1,321 yards, the fourth-top seasonal total in school annals. Jameill Showers, in his final college game, completed 13-of-24 passes for 126 yards. Hamilton recorded a game-high 79 receiving yards.

Myers threw for 68 yards and rushed for 70 to lead the Aggies. The UTEP defense kept the Miners in the game, yielding 347 yards. Adrian James spearheaded the Miners' defensive effort with seven tackles and a forced fumble.

The Miners were whistled for 75 penalty yards.

Despite the tough finish, it was a season to remember for UTEP, which rebounded from a 2-10 campaign to make its first trip to a bowl game in four years.



SCORING SUMMARY

| | 1ST | 2ND | 3RD | 4TH | F |
|-------------|----------|----------|----------|----------|-----------|
| BYU | 7 | 0 | 7 | 7 | 21 |
| UTEP | 3 | 0 | 0 | 3 | 6 |

SCORING PLAY

| QTR | TEAM | SCORING PLAY |
|-----|------|--------------------------------------|
| 1st | UTEP | Mattox 32-yard FG |
| 1st | USU | Myers 48-yard rushing TD (Diaz kick) |
| 3rd | USU | Vigil 3-yard TD run (Diaz kick) |
| 4th | UTEP | Mattox 34-yard FG |
| 4th | USU | Hill 11-yard rushing TD (Diaz kick) |

TEAM STATISTICS

| | UTEP | USU |
|------------------------|---------|--------|
| First Downs | 12 | 16 |
| Rushing Attempts-Yards | 46-149 | 40-279 |
| Passing Yards | 126 | 68 |
| Passes | 13-24-1 | 5-12-1 |
| Total Offense | 70-275 | 52-347 |
| Fumbles-Lost | 1-0 | 3-1 |
| Penalties | 8-75 | 2-10 |
| Interceptions-Yards | 1-0 | 1-3 |
| Punts-Yards | 7-270 | 5-191 |
| Punt Average | 38.6 | 38.2 |
| Punt Returns-Yards | 3-10 | 3-25 |
| Kickoff Returns-Yards | 1-17 | 0-0 |
| Sacks By: Number-Yards | 4-23 | 2-10 |
| Time of Possession | 36:34 | 23:26 |

INDIVIDUAL LEADERS

| | | |
|--------------------------------------|---|--|
| Rushing | UTEP: Jones 25-88; Showers 10-24; Jeffery 5-18; Bell 3-13; Banner 1-9; Golden 1-(-1). | |
| | USU: Myers 15-70, 1 TD; Butler 2-69; Hill 6-50, 1 TD; Natson 5-40; Vigil 8-34, 1TD; Hunt 4-16. | |
| | Passing | UTEP: Showers 13-24-1, 126 yards. |
| | | USU: Myers 5-12-1, 68 yards. |
| | Receiving | UTEP: Hamilton 4-79; Jones 3-9; Rogers 1-16; Tomlinson 1-6; D. Laufasa 1-5; Shaw 1-4; Ford 1-4; Bell 1-3. |
| USU: Sharp 3-21; Natson 2-47. | | |



JAY MATTOX ACCOUNTED FOR ALL OF UTEP'S POINTS, CONNECTING ON FIELD GOAL MAKES OF 32 AND 34 YARDS.

T LETTERMEN

A

| | |
|-----------------------|--------------|
| Abor, Anwar | 91,92,93 |
| Acosta, Ricardo | 94,95 |
| Acree, Andre | 00 |
| Adamian, Paul | 70,72 |
| Adams, Greg | 81 |
| Adams, Kris | 07,08,09,10 |
| Adams, Martin | 61,62,63,64 |
| Adkins, Marvin | 34,35 |
| Adkins, Tommy | 39,40 |
| Adkison, Arnie | 85,86,87,88 |
| Adkison, Daron | 87,88,90,91 |
| Aguayo, Mike | 06,07,08,09 |
| Akinduro, Godwin | 01,02,03,04 |
| Alarcon, Santos | 86,87 |
| Alexius, Aubrey | 09,10,11,12 |
| Allcorn, Dean | 74,75,76,77 |
| Aldredge, Ronnie | 58,59,60,61 |
| Allen, Charles | 78 |
| Allen, Delbert | 80,81,82 |
| Allen, Mickey | 42 |
| Allen, Roy | 46 |
| Alsup, Ed | 37,38 |
| Alsup, Richard | 58,59 |
| Altemus, Tom | 70,71 |
| Alvarez, Miguel | 75,76,77 |
| Amato, Geoff | 08,09,10 |
| Amdall, Mike | 12, 13 |
| Amerine, Randy | 74,75 |
| Amerson, Don | 74,76,77 |
| Amy, Braxton | 06,07,09,10 |
| Anderson, Chuck | 65,66 |
| Anderson, Donovan | 90,91 |
| Anderson, Eric | 82,83,84,85 |
| Anderson, Harvey | 47 |
| Anderson, Mike | 71 |
| Arciniega, Charles | 63,64,65 |
| Andreas, Vincent | 37 |
| Andrews, J.B. | 29,30,31,32 |
| Andrews, Lionel (Red) | 35,36,37 |
| Armes, Homer | 36,37 |
| Armstrong, Chester | 32 |
| Armstrong, Greg | 88,89,90,91 |
| Armstrong, Marshall | 71 |
| Arnold, Boyd | 36,37 |
| Ashley, Frank | 34,35 |
| Atkins, Dave | 70,71,72 |
| Atkinson, Eloy | 09,10,11,12 |
| Attel, George | 37,38,39 |
| Auelua, Alfonso | 05,06 |
| Aumua, Kaio | 93,94 |
| Austin, Dennis | 89,90,91,92 |
| Austin, Matt | 02,03,04,05 |
| Austin, Sherman | 99,00,01,02 |
| Avery, Bill | 75 |
| Ayala, Adam | 10,11,12, 13 |

B

| | |
|------------------|--------------|
| Babb, Kent | 59,60 |
| Bachelor, Ron | 76 |
| Baggett, Winfred | 56 |
| Bagley, Marcus | 10,11,12, 13 |
| Bailey, Fred | 19 |
| Bailey, Patrick | 90,91 |
| Bailey, Victor | 88 |
| Bailey, Wayne | 54,55,56,57 |
| Bailie, Ray | 95,96 |
| Baker, Danny | 91,92,93,94 |
| Baker, Kevin | 75 |
| Baker, Pat | 85,86 |
| Baker, Shelton | 93,94 |
| Baldwin, Kenneth | 59 |
| Balenti, Dick | 36,37,38 |

| | |
|---------------------|-------------|
| Balenti, Mike | 36,37 |
| Balfanz, David | 80,81 |
| Ballard, Walter | 80,81 |
| Ballew, W.F. | 20,21 |
| Banks, George | 96,97,98 |
| Banner, Ziere | 14 |
| Banyard, Joe | 10,11 |
| Barber, Tremem | 38,39 |
| Barczak, Joel | 90,91,92,93 |
| Barfield, Noel | 58 |
| Barnes, Ed | 41 |
| Barnes, Joe | 58 |
| Barnes, Merritt | 64,65,66 |
| Barnes, Mondel | 54,55,56 |
| Barnes, Tony | 04,05 |
| Barnett, Hal | 75,76 |
| Barnett, Jim | 66,67,68 |
| Barnett, Lee | 35 |
| Barnwell, Chris | 17 |
| Barrett, Al | 72 |
| Barrett, Ed | 40 |
| Barrett, Fred | 38 |
| Barrett, Logan | 09 |
| Barrett, Reggie | 87,88,89,90 |
| Barron, Jon | 89,90,91 |
| Batson, Tyler | 14,15,16,17 |
| Beard, Glen | 99,00 |
| Beneler, Wayne | 52 |
| Belcher, Kevin | 80,81,82 |
| Belicheskoy, Bronko | 73 |
| Bell, Dustin | 08,09 |
| Bell, Josh | 12,13,14 |
| Belshe, Jake | 05 |
| Belt, Fred | 64 |
| Belvin, Art | 74,75,76 |
| Benefield, Greg | 80,81 |
| Benekos, Bryce | 01,02,03,04 |
| Bennett, Bob | 23 |
| Bennett, Gene | 20,21 |
| Bennett, Homer | 33 |
| Bennett, Joe | 19,20,21,22 |
| Bennett, Jules | 47 |
| Bentley, Dale | 68 |
| Benton, Joe | 68 |
| Berighus, Wendell | 76,77 |
| Berlanga, Charlie | 68,69 |
| Berry, James | 70,71 |
| Besses, Melvin | 79,80 |
| Bevan, Dean | 28 |
| Bevans, Don | 38,39,40 |
| Beverly, Kalon | 15,16,17 |
| Bevens, Jimmy | 55,56,57,58 |
| Bicley, Coiff | 41 |
| Biggs, Frazier | 28 |
| Binford, W. | 19,20,21 |
| Birkhead, John | 50,51,52 |
| Bishop, Chance | 16 |
| Bishop, Glenn | 88,89,90,91 |
| Bishop, Ricky | 97,98,99,00 |
| Black, Alvin | 92,93,94,95 |
| Black, Bill | 42 |
| Black, Bruce | 56 |
| Black, Buddy | 37,38,39 |
| Black, Don | 86,87,88 |
| Black, Frank | 28 |
| Black, Mike | 74,75,76,77 |
| Blackman, Jack | 38 |
| Blaine, Terrance | 96 |
| Blair, Jason | 92,94,95,96 |
| Blair, Nikita | 81,82,83,84 |
| Blake, Antwon | 08,09,10,11 |
| Bloodworth, Lloyd | 41 |
| Blythe, Stanley | 64,65,66 |
| Bobo, Clyde | 52 |
| Bobo, Robert | 54,56,57,58 |
| Bogan, Kevin | 90,91 |

| | |
|-----------------------|----------------|
| Boggs, Jacob | 99,00 |
| Bonds, Tommy | 83,84,85,86 |
| Bonner, Larry | 89 |
| Borrego, Juan | 70,71 |
| Booth, Blayne | 93,94 |
| Bostwick, Ron | 62,63,64,65 |
| Bouis, Kevin | 94,95 |
| Bouras, Fade | 99,00,01 |
| Bowden, Jim | 46,47,48,49 |
| Boweman, Mike | 77,78 |
| Box, Travis | 91 |
| Boyce, Don | 59,60,61,62 |
| Boyce, Jason | 07 |
| Boyce, Leland | 49 |
| Boyd, Dan | 39,40,41 |
| Boyd, Dan | 56,57,58 |
| Boyd, Herschel | 39,40,41 |
| Boyd, Jayson | 04,05 |
| Boyd, Keith | 93,94,95,96 |
| Boykin, Ben | 30,31,32 |
| Boykin, Claude | 26 |
| Bracken, Arthur | 77,78,79 |
| Bradford, Wade | 74,75,76,77 |
| Bradley, Thomas | 85,87,88 |
| Bradshaw, Charles | 57,58,59,60 |
| Brady, Mike | 68,69 |
| Bramlett, Dennis | 69,70 |
| Brasfield, Chris | 91 |
| Breiden, Arthur | 42 |
| Bresolin, Gino | 13,14,15,16 |
| Bretz, Glenwood | 40 |
| Brewster, Ralph | 47,48,49,50 |
| Bridler, Bill | 42 |
| Bridler, Braney | 46 |
| Brinkler, Pat | 61 |
| Brittingham, Andre | 93,94,95 |
| Broadus, Morgan | 49 |
| Brock, Cooper | 12,13,14 |
| Broderick, Glenn | 19 |
| Brooks, Corin | 12 |
| Brooks, Don | 83,84,85 |
| Brooks, Jerrod | 15,16,17 |
| Brooks, Lewis | 69 |
| Broughton, Wayne | 52,53 |
| Brown, Barron | 91 |
| Brown, Bill | 65,66,67 |
| Brown, Cornelius | 06,07,08,09 |
| Brown, Derrick | 90,91,92,93 |
| Brown, Eric | 80 |
| Brown, Erik | 17 |
| Brown, Glen | 54 |
| Brown, Grady | 54 |
| Brown, Greg | 78,79 |
| Brown, Jermaine | 93,94,95 |
| Brown, Jerrell | 17 |
| Brown, Kenny | 90,91,92 |
| Brown, Kyle | 11,12, 13 |
| Brown, Lawrence, Jr. | 93,94,95 |
| Brown, Mike | 80 |
| Brown, Trey | 12,13,14,15 |
| Brownlee, Lance | 87,88,89 |
| Buckingham, Christian | 17 |
| Buckingham, Sani | 16,17 |
| Buckram, Donald | 06,07,08,09,10 |
| Bullitt, Andre | 76 |
| Bullock, H.L. | 30 |
| Bulos, Jesse | 39,40,41 |
| Bumgardner, Jack | 93,94,95,96 |
| Bunn, Ed | 91,92 |
| Burchard, Joe | 50 |
| Burks, Brian | 94,95 |
| Burnett, J.C. | 20,21 |
| Burney, Kelly | 81 |
| Burris, Jack | 35 |
| Burris, Jack | 52 |
| Burrow, Cliff | 75 |

| | |
|----------------|-------------|
| Burton, Larry | 92,93,94 |
| Butler, Rommel | 96 |
| Byrne, Doggie | 25,26,27,28 |

C

| | |
|-----------------------|-------------|
| Calderella, Jack | 63,64,65 |
| Caldwell, Kevin | 88,89,90,91 |
| Cale, Thomas | 93 |
| Camilli, Matt | 09,10,11 |
| Campbell, Gerald | 49,50,51 |
| Campbell, Ian | 10,11,12 |
| Campbell, Jeff | 27,28,29,30 |
| Campbell, John | 68,69 |
| Campbell, Wayne | 46 |
| Canales, Rick | 90,91,92 |
| Cannon, Pat | 89,90,91,92 |
| Cannon, Roscoe | 21,22,23 |
| Cantrell, Harris | 51,52,53 |
| Cantrell, Jimmy | 41 |
| Cantrell, Wesley | 42 |
| Caples, Bill | 22,23,24 |
| Carameras, Alex | 42,46 |
| Caravelli, Mike | 88,89 |
| Cargile, Lee | 47,48,49,50 |
| Carlile, Mookie | 15 |
| Carman, Bob | 52,53 |
| Carnell, Ben | 46,47 |
| Carpenter, Darryl | 78,79,80 |
| Carpenter, Jimmy | 95,96,97,98 |
| Carr, Fred | 65,66,67 |
| Carr, Russell | 08,09,10,11 |
| Carrasco, Mike | 37 |
| Carreon, Peter | 13 |
| Carson, Hugh | 40,41 |
| Carson, Tim | 78 |
| Carter, Isaiah | 07,08,10,11 |
| Carter, Robert | 96,97,98,99 |
| Carter, Tod | 91 |
| Casebier, John | 40 |
| Casey, Anthony | 04 |
| Casey, Pat | 52 |
| Cash, William | 79 |
| Cashon, Ed | 36,37 |
| Casillas, Willie | 61 |
| Casper, Steve | 86,87,88,89 |
| Cass, Henry | 25,26 |
| Castellanos, Henry | 85 |
| Castellanos, Hugo | 84,85,86,87 |
| Castillo, Jeremy | 00,01 |
| Castle, Curtis | 00,01,02 |
| Castle, Keith | 79,80 |
| Castro, Joe | 05 |
| Cates, Bob | 46 |
| Cavness, Grady | 66,67,68 |
| Cefalone, Dominick | 89 |
| Chastain, Kenneth | 97 |
| Chambers, James | 85,86 |
| Chamois, Josh | 03,04,05,06 |
| Chandler, Kevin | 81,82,83 |
| Chaney, Joe | 93,94,95,96 |
| Chapman, Bernard | 70,71 |
| Chappell, Bethany | 63,64 |
| Chavando, Jaime | 69,70,71 |
| Chavis, Maurice | 13,14 |
| Chemo, Milton | 42 |
| Chesak, Bill | 49,50 |
| Childs, Gene | 67,68 |
| Christian, Kristopher | 15 |
| Chukwukelu, Denzel | 16,17 |
| Clark, Bill | 27 |
| Clark, Vic | 41,46 |
| Clarke, Sam | 00,01,02 |
| Clayton, Carey | 97,98,99,00 |
| Clayton, Chris | 98 |
| Clayton, Robert | 00,01,02,03 |

LETTERMEN

| | |
|-------------------------|--------------|
| Clements, George | 50,51,52 |
| Clemons, Crance | 98,99,00,01 |
| Cleveland, Jay | 82,83 |
| Cleveland, Rovann | 00,01,02,03 |
| Click, Cedric | 02,03,04,05 |
| Coats, John | 75,76 |
| Coats, Vic | 61,62,63 |
| Cobb, Weldon | 75,76 |
| Cockrell, Devin | 13,14,16,17 |
| Coldwell, Charlie | 29,30,31,32 |
| Coleman, Bobby | 54,55,56 |
| Coleman, LaFreddie | 72,73 |
| Collavo, Troy | 03,04,05,06 |
| Collins, Eric | 83,84,85 |
| Collins, Harold | 86,87 |
| Combs, Nicky | 84,85,86 |
| Comer, Michael | 93,94,95,96 |
| Conger, Darrell | 58,59,60 |
| Conley, Dwight | 91,92 |
| Contreras, Austin | 08,09,10 |
| Cook, Joe | 64,65 |
| Cooks, Vernon | 86,87,88,89 |
| Cooks, Weldon | 99,00,01,02 |
| Cooper, Eric | 85,86 |
| Cooper, Kenneth | 97,98 |
| Copeland, James | 79,80 |
| Corbell, Berman | 54,55,56 |
| Corbell, Dickie | 59 |
| Cormier, Carl | 92,93,94 |
| Costantini, Lorenzo | 86,87,88,89 |
| Costello, Tom | 87,88 |
| Cotchery, David | 95,96,97,98 |
| Cotton, Don | 52,53 |
| Cotton, George | 40 |
| Cotton, Robert | 52,53,54 |
| Cotton, Russell | 38,39,40 |
| Cousins, Oniel | 05,06,07 |
| Cowan, H.A. | 58 |
| Cowan, John | 58,59,60 |
| Cowden, Bob | 40 |
| Cowell, Charles | 47 |
| Crabb, Alton | 67,68 |
| Crafts, Jonas | 01,02,03,04 |
| Craig, Tim | 89,90,91 |
| Craighead, Brander | 09,11,12, 13 |
| Craigo, Bill | 69,70,71 |
| Crawford, Bill | 47,48 |
| Crawford, Rachaude | 97,98 |
| Cresap, Sam | 32,33,34 |
| Crews, Tommy | 41 |
| Crittenden, Lonnie | 72,73 |
| Croft, Don | 68,69,70,71 |
| Cromartie-Smith, Da'Mon | 06,07,08,09 |
| Crow, David | 75,76 |
| Crutcher, Jim | 46 |
| Crutcher, John | 95,97,98,99 |
| Cruz, Anthony | 91,92 |
| Cruz, Orlando | 02,03,04,05 |
| Culbreth, Marcus | 85,86,87,88 |
| Cullumber, Tanner | 08,09,10 |
| Cumbie, Brandon | 94,95,97 |
| Culp, Jerry | 51,52,53,54 |
| Curtis, Jaryl | 93,94,95 |
| Czerniewski, Vince | 15 |

D

| | |
|-----------------|-------------|
| Daney, George | 65,66,67 |
| Daniels, Jerome | 13,14,15,16 |
| Daniels, Rick | 78 |
| Darby, Rich | 83,84,85,86 |
| Darden, Clifton | 57,58 |
| Darilek, Trey | 00,01,02,03 |
| Daross, James | 31,32,33,34 |
| Daugherty, Dick | 66,67,68 |

| | |
|--------------------|--------------|
| Davidson, Paul | 28 |
| Davidson, James | 10,11,12, 13 |
| David, C.A. | 51,52 |
| Davis, Brad | 96,97,98 |
| Davis, Charlie | 1981 |
| Davis, Dario | 98,99 |
| Davis, Desmond | 16 |
| Davis, Evan | 07,08,09,10 |
| Davis, Jim | 49,50 |
| Davis, Larry | 65,66 |
| Davis, Larry | 92,93,94 |
| Davis, Tyrone | 90,91,92,93 |
| Davis, Wymon | 46 |
| Dawn Jr, Walter | 16,17 |
| Dawson, Brooks | 66,67,68 |
| Day, Chris | 05,06,07,08 |
| Deal, Mike | 96,97,98 |
| Dean, Charles | 38,39,40 |
| DeGroat, Jim | 48,49 |
| De La Rosa, John | 15,16 |
| Delgado, Sir James | 04,05 |
| Demps, Quintin | 04,05,06,07 |
| DeSha, Scott | 70,71,72 |
| Devlin, Mike | 40,41,42 |
| DeVries, Russ | 86,87,88 |
| Dew, Brandis | 07,08 |
| Diaz, Mickey | 75 |
| Dickerson, Robert | 87,88 |
| Dickey, M.H. | 42 |
| Dickinson, W.E. | 21 |
| Dillard, Dirk | 01,02,03,04 |
| DiMatteo, Alex | 02,03,04,05 |
| Diremeyer, Bob | 51,52,53 |
| Dixon, Jason | 93,94,95 |
| Dixon, Eddie | 85,86,87,88 |
| Dixson, Foster | 16 |
| Dnago, Rosario | 50 |
| Dooley, Nick | 12,13,14,15 |
| Dorenbos, Jon | 00,01,02 |
| Dorris, Lorris | 38 |
| Dorsey, Kevin | 93 |
| Doughtie, Lee | 75 |
| Douglas, Steve | 02,03,06,07 |
| Dove, Kevin | 16,17 |
| Dowdy, Mark | 00,01,03,04 |
| Dowell, LaQuintus | 12,13,14,15 |
| Downey, George | 81 |
| Doxey, T.A. | 20,21 |
| Draughon, Nate | 03,04,05,06 |
| Driver, Darryl | 83,84,85 |
| Duarte, Omar | 01,02,03,04 |
| DuCloss, King | 51 |
| Ducre, Arnold | 83,84,85 |
| Dudley, Don | 70,71 |
| Duffel, Carl | 32,33 |
| Duffield, James | 83 |
| Duncan, Bobby | 73 |
| Duncan, Frank | 75,76,77,78 |
| Durham, Larry | 61,62,63,64 |
| Durio, Ivory | 91,92,93 |
| Dwiggins, Raymond | 30,31 |

E

| | |
|-------------------|-------------|
| Ealy, Chuck | 59 |
| Ebell, Tyler | 05 |
| Edminson, Charles | 46,47,48 |
| Edminson, Jimmy | 59 |
| Edwards, Harold | 30 |
| Edwards, Michael | 11,12 |
| Eldridge, John | 86,87,88 |
| Elliott, Robert | 74,75,76,77 |
| Ellis, Matt | 05 |
| Ellison, Darius | 95,96,97,98 |
| Elmendorff, Derek | 14,15,16,17 |
| Elsner, Luke | 14,15, 16 |

| | |
|---------------------|-------------|
| Elwood, Matt | 01,02,03,04 |
| Emmett, Robert | 28,29,30 |
| Emmons, John-Austin | 02 |
| Epps, Brandon | 92,93,94 |
| Epps, Gene | 67,68 |
| Erving, Jameel | 13,14 |
| Erwin, Ronald | 54,55,56 |
| Espinosa, Luis | 03,04,05 |
| Espinosa, Robert | 01,02,03,04 |
| Espiritu, Nick | 65,66,67 |
| Esquivel, Sandi | 21,22 |
| Estrada, Nick | 93 |
| Evans, Arthur | 21,22 |
| Evans, Creg | 86,87,88 |
| Evans, Jim | 61,62,63 |
| Evans, Raymond | 42,46,47 |
| Evans, Rickie | 85,86 |
| Evbuomwan, Lance | 09,10 |
| Evenhus, Jeremy | 01,02 |
| Everest, Andy | 47,48,49 |

F

| | |
|---------------------|-------------|
| Fabish, Jim | 67,68,69 |
| Fager, Ed | 42,46 |
| Fager, Jim | 47-48 |
| Fain, Floyd | 84,85,86 |
| Famaligi, Ariel | 99,00,01,02 |
| Fambro, Matt | 97 |
| Fanoga, Mike | 85,86 |
| Fant, Leeford | 59 |
| Farlow, Barney | 46 |
| Farrar, Michael | 09 |
| Fehoko, Jamie | 10,11 |
| Felix, Robby | 05,06,07,08 |
| Fely, Josh | 11,12 |
| Fematt, Josh | 07 |
| Fenner, Jahmal | 01,02,03,04 |
| Ferguson, Buck | 47 |
| Ferguson, Josh | 05,06,08 |
| Ferguson, Selectman | 48 |
| Ferguson, Theodore | 28 |
| Ferrell, Scott | 90 |
| Ferrell, Remo | 47,48 |
| Fette, Rick | 99,00,01,02 |
| Fields, Joshua | 17 |
| Fields, Willie | 66,67 |
| Fifita, Tevita | 02,03,04,05 |
| Filley, Jason | 17 |
| Finley, Matt | 97,98 |
| Fino, Ben | 36,37 |
| Firstley, Silas | 13,14,15,16 |
| Fisher, Bobby | 59 |
| Fisher, Kelvin | 14 |
| Fitzgerald, Charles | 42,47 |
| Fitzgerald, Dewey | 40,41 |
| Fitzsimmons, Jim | 66 |
| Fleskoski, Joe | 03,04,05,06 |
| Flores, Davis | 85,86,87,88 |
| Flores, Joe | 76 |
| Floyd, Don | 52 |
| Floyd, Gonzalo | 90,91,92,93 |
| Floyd, Lee | 40,41,42 |
| Flynn, Richard | 29 |
| Fogle, Lee | 47,48 |
| Folkner, Steve | 78,79,80 |
| Fondren, Cody | 34,35 |
| Force, Craig | 84 |
| Ford, Cole | 15 |
| Ford, Katrae | 10,12,13,14 |
| Ford, Tim | 05 |
| Forester, Stephen | 17 |
| Forkerway, Eddie | 76,77,78,79 |
| Forrest, Bob | 55,56,57 |
| Forrest, Dick | 55,56,57 |
| Forrest, Randy | 86,87,88 |

| | |
|------------------|-------------|
| Foster, Cooper | 13,14,15,16 |
| Foster, Herman | 49,50 |
| Foster, Keynan | 17 |
| Foster, Murray | 69,70,71 |
| Fountain, James | 65,66,67 |
| Fowler, Blair | 85,87 |
| Fowler, Bob | 80 |
| Francies, Chris | 02,03,04,05 |
| Francis, Aaron | 03 |
| Fraser, Danny | 47,48,49,50 |
| Fraser, Makana | 16 |
| Frazier, Vernon | 08,09,10,11 |
| Frazier, Wayne | 12,13 |
| Freeman, Jack | 08 |
| Freytag, Cole | 12,14,15,16 |
| Frye, Jeken | 09 |
| Frye, Tony | 70-71 |
| Fuller, Willie | 85,86,87,88 |
| Fulton, Caesar | 56 |
| Furguson, Ellias | 46 |
| Furman, John | 58,59,60,61 |
| Furman, Mike | 58,59 |

G

| | |
|-------------------|-------------|
| Gabbard Phil | 85,86,88,89 |
| Gabrel, Pug | 47,48,49,50 |
| Gadison, Lee | 90,91 |
| Gage, Bill | 38 |
| Galbraith, Gervis | 58,59 |
| Galloway, Tom | 67,68 |
| Gamble, Harrison | 62,63,64,65 |
| Garcia, Bubba | 76,77,78,79 |
| Garcia, Jose | 02,03,04,05 |
| Gariham, Gary | 75,76 |
| Garlisch, Roy | 79,80 |
| Garrett, Rick | 80 |
| Garvey, Bob | 75,76 |
| Garza, Sammy | 83,84,85,86 |
| Gasser, Howard | 89,90 |
| Gates, Bill | 46 |
| Gatewood, Derron | 15,16,17 |
| Gathrite, Nick | 13,14 |
| George, Alden | 58,59,60 |
| George, Kenneth | 54,55,56 |
| George, Tony | 81,82,83,84 |
| Gerlach, Dave | 69 |
| Giannoni, David | 93,94,95,96 |
| Gibbs, Eric | 92,93 |
| Gibson, Eric | 98 |
| Gibson, Paul | 70,71 |
| Gilkerson, George | 28,29 |
| Gill, Jack | 41,46 |
| Gillespie, Jason | 89,90,91,92 |
| Givens, Aaron | 02,03,04,05 |
| Givens, Brian | 01,02,03,04 |
| Givens, Johan | 05,06,07 |
| Glasgow, Virgil | 79,80,81,82 |
| Glosson, Clyde | 68,69,70 |
| Glosson, Julius | 63,64 |
| Glover, Jason | 01 |
| Glover, Robert | 61,62,63,64 |
| Glover, Tony | 87,88 |
| Golliher, Mark | 92,93 |
| Gnauck, Robert | 24,25 |
| Golden, Autrey | 12,13,14,15 |
| Goldtrap, Elijah | 07,08,09,10 |
| Golson, Keonta | 97,98 |
| Gonzales, Al | 95,96 |
| Gonzales, Jacob | 02,03,04,05 |
| Gooden, John | 47,48,49 |
| Goodwell, Landon | 06,07,08,09 |
| Goolsby, Kevin | 92,93,94 |
| Gorden, Marshall | 78,79,80 |
| Gothard, Jack | 55,56 |
| Graniello, Ben | 01,02,03,04 |

T LETTERMEN

| | |
|--------------------|-------------|
| Grant, Darnell | 79,80,81,82 |
| Graves, Raymond | 37 |
| Gray, Alan | 95,96,97,98 |
| Gray, Shawn | 91,92,93,94 |
| Grayson, DeShawn | 09,10,11,12 |
| Green, Bill | 24,25,26,27 |
| Green, Frank | 28 |
| Green, Johnny | 39 |
| Greenlee, Zack | 16,17 |
| Green, Larry | 77,78 |
| Griffin, Charles | 46 |
| Griffin, Kalaii | 17 |
| Griggs, Steve | 86,87,88 |
| Griego, Nick | 95,96 |
| Grimes, Jeff | 86,87,88,89 |
| Grinstead, Aaron | 95,96,97,98 |
| Grounds, Elmer | 42,46 |
| Grounds, Robert | 46,47,48,49 |
| Grubes, Dick | 59 |
| Guerra, Giovanni | 09 |
| Guerra, Ruben | 17 |
| Guilford, Wally | 66,67,68 |
| Gutierrez, Rosendo | 50 |
| Gunnels, Rich | 69,70 |
| Guy, Quincy | 93,94 |

H

| | |
|-------------------|-------------|
| Hagar, Don | 81 |
| Hahn, John | 73 |
| Haley, C.J. | 11,12 |
| Hall, Jay | 11 |
| Hamilton, Ian | 12,13,14 |
| Hamilton, James | 90,91,92 |
| Hamm, David | 14 |
| Hammond, James | 49,50 |
| Hammonds, Clyde | 89 |
| Hanel, Justin | 03,04,05,06 |
| Hanna, John | 36,37 |
| Hanna, Mike | 02 |
| Hannon, Bill | 57,58,59 |
| Hansen, Wayne | 47,48,49 |
| Hanson, Randy | 84,86 |
| Haqq, John | 92,93 |
| Harden, Leon | 67 |
| Harding, Gene | 50 |
| Harding, Kevass | 88,89 |
| Hardison, David | 61 |
| Harman, Hugh | 54,55,56 |
| Harper, Christian | 13,14,15,16 |
| Harper, Gordon | 73 |
| Harrell, Larry | 63,64 |
| Harris, Chris | 95,96 |
| Harris, Phil | 73 |
| Harris, Ramonte | 08 |
| Harris, Tyce | 84,85,86 |
| Harrison, Ishmael | 12,13,14,15 |
| Harsbarger, John | 39,40 |
| Hartgraves, Bobby | 56 |
| Hartman, W. | 20,21 |
| Harvey, Jim | 58,59,60,61 |
| Harvey, John | 85,86,87,88 |
| Haselhorst, Dale | 73 |
| Hasten, Dan | 68 |
| Hatch, Phil | 69,70 |
| Hatcher, Kent | 56 |
| Hausenbauer, Ed | 46 |
| Hawk, Henry | 32 |
| Hawley, Lincoln | 26 |
| Hayes, Leon | 13,14,15,16 |
| Hayner, Glenn | 71 |
| Haynie, Harold | 22,23 |
| Heard, Matthew | 14 |
| Heard, Roy | 51,52 |
| Hearn, J.D. | 02,03,04 |

| | |
|--------------------------|-------------|
| Hedecoke, Wade | 52,54 |
| Hegarty, Pat | 87,88 |
| Heineman, Ken | 35,36,37,38 |
| Heinman, Lloyd | 47,48 |
| Henderson, Brent | 94,95,96,97 |
| Henderson, Don | 42 |
| Henderson, George | 76,77 |
| Henderson, Joe | 65,66 |
| Henry, Arnold | 35 |
| Henson, Joe | 61 |
| Hernandez, Luis | 59,60,61,62 |
| Hernandez, Tony | 33,36,37,38 |
| Hernandez, Will | 14,15,16,17 |
| Herriott, Ed | 72,73 |
| Hester, Todd | 83,84 |
| Hewitt, Derek | 88,89,90,92 |
| Hickl, Matt | 95,96 |
| Hicks, Michael | 95,96,97 |
| Hielt, Greg | 07,09 |
| Higgins, John | 75,76 |
| Higgins Jr., Johnnie Lee | 03,04,05,06 |
| High, Karmul | 99,00,01,02 |
| Hill, Holton | 80,81,82 |
| Hill, Leonard | 75,76,77,78 |
| Hill, Marvin | 87,88,89 |
| Hill, Raymond | 86,87,88,89 |
| Hillebrand, Rich | 78,79,80 |
| Hillman, Grady | 50 |
| Hippolyte, Phillip | 95,96 |
| Hobbs, Thurman | 56 |
| Hochuli, Ed | 69,70,71 |
| Hodgson, Dave | 78,79 |
| Holden, Dean | 61 |
| Holderman, Cole | 59,60 |
| Holderman, H.L. | 49 |
| Holderman, Sonny | 48,49,50 |
| Holleman, Greg | 08,09,10 |
| Holley, Joe | 47,48,49,50 |
| Hollins, Nathan | 90,91 |
| Holloway, Menson | 96,97,99,00 |
| Holmes, Oliver | 71,72 |
| Holt, Johnny | 56 |
| Holt, Ray | 75,76,77,78 |
| Hooks, Anthony | 89,90,91,92 |
| Hopkins, Gene | 16 |
| Hourigan, Richard | 35 |
| Hotchkiss, Ryan | 05,06 |
| House, Josh | 03,04,05 |
| Houser, John | 94 |
| Housler, Rob | 84,86,87,88 |
| Howard, Arthur | 42 |
| Howard, Preston | 41,42,46 |
| Howard, Thomas | 02,03,04,05 |
| Howle, John | 52,53,54,55 |
| Hubbard, James | 73,74 |
| Huddleston, Pat | 31,32 |
| Huffman, Coleman | 46,47,48 |
| Hughes, Chuck | 64,65,66 |
| Hughes, Dennis | 76,77 |
| Hughes, Treyvon | 15,17 |
| Huhn, Shane | 12 |
| Hunt, Brent | 97,98,99 |
| Hunt, Jamar | 05,06,07,08 |
| Hunt, Justin | 00,01,02,04 |
| Hunt, Pat | 88,89 |
| Hunter, Pierce | 07,08,09,10 |
| Huntley, Rod | 07,08,09,10 |
| Hurt, Steve | 74,75,76,77 |
| Hutto, Joe | 50 |
| Hynson, Adrian | 15,16,17 |

I

| | |
|------------------|-------------|
| Iakopo, Falaniko | 86,87,88,89 |
| Ibok, Ibok | 01,02,03,04 |
| Ihegborow, Best | 93,94,95,96 |

| | |
|---------------|-------------|
| Iron, Jack | 63,64 |
| Irving, Jamie | 08,09,10,12 |
| Ivery, Carl | 34,35 |

J

| | |
|--------------------|-------------|
| Jacke, Chris | 84,85,86,88 |
| Jackson, Alan | 96 |
| Jackson, Brandon | 05 |
| Jackson, Bruce | 92,93,94,94 |
| Jackson, Camar | 99,00,01,02 |
| Jackson, David | 16 |
| Jackson, Gene | 65,66 |
| Jackson, Howard | 01,02,03,04 |
| Jackson, Julian | 17 |
| Jackson, Mike | 75,76,77 |
| Jackson, Parrish | 93,94,95 |
| Jackson, Ray | 61,62,63,64 |
| Jackson, Terrell | 07,08 |
| James, Adrian | 10,11,13,14 |
| James, Louis | 61,62,63,64 |
| James, John | 01 |
| Jarzombek, Frank | 78,79,80 |
| Jaure, Joe | 67,68 |
| Jean Charles, Alex | 16,17 |
| Jeffery, Nathan | 11,12,13,14 |
| Jepsen, Mike | 91 |
| Jeune, Wiston | 09,10 |
| Johnson, Brandon | 02,03 |
| Johnson, Cedric | 93,94,95,96 |
| Johnson, Christian | 17 |
| Johnson, Elzie | 96,97,98,99 |
| Johnson, Harold | 75,76,77,78 |
| Johnson, Jim | 52,53,54,55 |
| Johnson, Jim | 56,57,58,59 |
| Johnson, Jimmie | 26 |
| Johnson, John | 71,72 |
| Johnson, Kavika | 15,16,17 |
| Johnson, Leroy | 66,67,68 |
| Johnson, Lucien | 75,76 |
| Johnson, Luther | 83,84,85,87 |
| Johnson, Ray | 37,38,39 |
| Johnson, Stacey | 84,85 |
| Johnson, Tanny | 74,75,76,77 |
| Johnson, Terrance | 94,95,96 |
| Johnson, Tom | 23 |
| Johnston, Clifford | 96,97,98,99 |
| Johnston, Leroy | 60,62,63 |
| Jones, Aaron | 13,14,16 |
| Jones, Alvin | 14,15,16,17 |
| Jones, Coy | 50,51 |
| Jones, Emmitt | 95 |
| Jones, Gary | 74,75,76 |
| Jones, Jeremy | 03,04,05,07 |
| Jones, Jim | 12,13 |
| Jones, Johnny | 16,17 |
| Jones, Ken | 81 |
| Jones, Lee Allen | 57,58 |
| Jones, Ron | 67,68 |
| Jones, Victor | 03,04 |
| Jordan, Brandon | 07 |
| Jordan, Eugene | 36 |
| Jordan, Vincent | 85,86,87 |
| Joyner, Seth | 82,83,84,85 |
| Juniel, Terry | 16,17 |

K

| | |
|-----------------|-------------|
| Kanaday, Jack | 39,40 |
| Kandich, Jerome | 70,71 |
| Kams, David | 66,67,68 |
| Keily, Ernest | 46,47,48,49 |
| Kelley, Andrew | 95,96 |
| Keithley, Gary | 71,72 |
| Kelly, George | 08 |
| Kelly, Lee | 47,48,49 |

| | |
|---------------------|-------------|
| Kelly, Tom | 70,71 |
| Kelley, Michael | 13 |
| Kemp, Donavon | 08,09,10,11 |
| Kendall, Ulysses | 61,62,63 |
| Kennedy, Matt | 96,97 |
| Kennedy, Ralph | 61,62,63 |
| Kennedy, Ralph | 61,62,63,64 |
| Kern, Brian | 80,81,82,83 |
| Kerr, Chris | 00,01,02,03 |
| Kerr, Dan | 00,01,02,03 |
| Kerry, Morton | 54,55,56,57 |
| Keseday, Bob | 83,84,85,86 |
| Key, Francis | 30,31 |
| Kimball, Al | 70,71,72 |
| Kimball, Don | 80,81,82 |
| Kimrin, Ola | 97,98,99 |
| King, Aaron R. | 03,04,05,06 |
| King, Aaron L. | 08,09 |
| King, Barry | 98,99,00,01 |
| King, Bobby | 98,99,00 |
| King, George | 38,39,40 |
| King, Jimmy | 36,37,38 |
| King, Mike | 83 |
| Kirby, Timon | 58,59,60,61 |
| Kirby-Smith, Frank | 35 |
| Kirby-Smith, Seldon | 35 |
| Kirry, Dale | 95,96,97,98 |
| Kizzie, DeMarcus | 12,13 |
| Klann, Carl | 78,79,80 |
| Klink, Sammy | 41 |
| Knapp, Joey | 98,99,00,01 |
| Knoepel, Jerry | 74,75,76 |
| Kolliner, Bob, Jr. | 59,60 |
| Kopplin, Dan | 92,93 |
| Koval, Ken | 69,70,71 |
| Krebs, John | 37,38,39 |
| Krutilek, George | 31,32,33,34 |
| Kugler, Sean | 85,86,87,88 |
| Kyles, Anthony | 15,16 |

L

| | |
|--------------------------|-------------|
| Lamaison, Nick | 11,12 |
| Lancaster, Guy | 52 |
| Lance, Art | 46 |
| Lane, Jon | 05 |
| Lang, Cedrick | 15 |
| Laraba, Bob | 55,56,57,58 |
| Larsen, Leif | 96,97,98,99 |
| Laufasa, Darrin | 13,14,15,16 |
| Laufasa, Jeremiah | 14,15 |
| Laya, Bobby | 55,56,57,58 |
| Leach, Dick | 64,65 |
| Leasau, Tyler | 15 |
| Lee, Eric | 14,15 |
| Leftwich, Mack | 13,15 |
| Leomiti, Ja-Boy | 07,08 |
| Leone, Matt | 84 |
| Leslie, Jordan | 11,12,13 |
| Levy, Bill | 61,62 |
| Lewicke, Steve | 65,66,67 |
| Lewis, Bill | 56,57,58 |
| Lewis, Chris | 01 |
| Lewis, Darren | 87,88 |
| Lewis, Kenyon | 94,95 |
| Lewis, Michael | 15,17 |
| Light, Jack | 23 |
| Lightbourne, Yahchaaroah | 10,11 |
| Lilja, Leonard | 94,95,96 |
| Lindholm, Ray | 92,93,94,95 |
| Lindgren, Fred | 33 |
| Linne, Larry | 83,84,85 |
| Lipscomb, Keith | 85,86,87 |
| Little, DeAndre | 11,12,13 |
| Little, Doug | 74,75 |
| Littlejohn, Ansel | 90,91 |

T LETTERMEN

| | |
|--------------------|-------------|
| Locknecker, Brad | 72,73,74 |
| Logan, Sky | 15,16,17 |
| Logston, David Sr. | 78,79,80 |
| Logston, David Jr. | 12,13 |
| Lohman, Jim | 73,75,76 |
| Loman, George | 90,91,92,93 |
| Long, DeAndros | 95 |
| Long, Greg | 16 |
| Loose, V.O. | 19,20,21 |
| Lopez, Julio | 10,11 |
| Lopez, Rick | 74 |
| Lopez, Ricki | 86,87,88,89 |
| Love, Edward | 19 |
| Lovilotte, Dante | 16,17 |
| Lovorn, Neil | 69,70 |
| Lowrance, Omar | 92,93,94 |
| Lowe, Jason | 88,89 |
| Lowry, Mitchell | 36,37 |
| Lubin, Josh | 94,95 |
| Lucero, David | 17 |
| Lujan, Markos | 17 |
| Luna, Alan | 15,16,17 |
| Lundergan, Noel | 51 |
| Lunnon, Gerred | 00,01 |
| Lybrand, Benny | 56,57,58 |
| Lynch, Scott | 83,84,85 |
| Lyneis, Carl | 61,62,63 |

M

| | |
|---------------------|-------------|
| MacEsker, Joe | 83,84,85,86 |
| Macias, Gabe | 04,05 |
| Mack, Gene | 68,69,70 |
| Madunezim, Brian | 15,16 |
| Magruder, Guyler | 19 |
| Malone, Jim | 41 |
| Manfredonia, Bobby | 84,85,86,87 |
| Marcell, Jack | 48,49 |
| Mariani, Mark | 86,87,88,89 |
| Mark, Terr'l | 12 |
| Maros, Mike | 38,39,40 |
| Marrow, Chris | 03,04,05,06 |
| Marshall, Steve | 75,77,78 |
| Martin, Dick | 58 |
| Martin, James | 11,12 |
| Martin, Jimmy | 41 |
| Martin, Kirk | 89,90,91,92 |
| Martin, Nick | 11 |
| Martinez, Jim | 76,77 |
| Martinez, Jose | 07,08 |
| Marusich, Sam | 46 |
| Mascorro, Trace | 17 |
| Mason, Don | 61,62,63,64 |
| Massey, Ricky | 91,92 |
| Mata, Enrique | 52,53,54,55 |
| Matejowsky, Paul | 50,51 |
| Matherson, Riley | 37,38 |
| Matson, Wayne | 80,81 |
| Matthews, Horace | 36,37 |
| Matthews, Reggie | 66,67,68 |
| Mattox, Jay | 13,14,15,16 |
| Mauch, Casey | 03,04,05,06 |
| Maxie, Demetrious | 93,94 |
| May, Alber | 34 |
| May, Kevin | 79,80,81,82 |
| May, O.P. | 36,37 |
| Mayfield, Darby | 68,69 |
| Mayfield, Dennis | 69,70 |
| Mayhew, Haden | 30,31,32,33 |
| Maynard, Don | 54,55,56 |
| Maynard, Scot | 84 |
| Mays, Lee | 98,99,00,01 |
| McCage, Nathan | 10,11 |
| McCall, Mike | 77 |
| McCallmont, Charles | 58,59,60,61 |

| | |
|-------------------------|-------------|
| McClelland, Aaron | 81 |
| McClure, Marlon | 09,10 |
| McCollum, J.J. | 19,20,21 |
| McCormick, Joel | 52,53,54 |
| McCullouch, Tim | 05,07 |
| McCune, H.L. | 29 |
| McDonald, Mark | 70,71 |
| McEachern, Brad | 81,82,83,84 |
| McElroy, Brian | 93,94 |
| McElwain, Corey | 03 |
| McGary, Kolbi | 16 |
| McGehee, Don | 58,59 |
| McGhee, Anthony | 11 |
| McGloghlin, Tres | 81,82,83,84 |
| McGowan, Hag | 25,26 |
| McGraw, Cordell | 49,50 |
| McHenry, Larry | 66,67 |
| McKay, Jack | 58 |
| McKee, Forest | 17 |
| McKemy, Harry | 19,20,21,22 |
| McKenzie, Terrell | 29 |
| McKinley, Bobby | 74,75 |
| McKinney, Lawson | 21,22 |
| McKinnon, Matt | 97 |
| McLean, Adam | 66,67 |
| McLish, Gary | 61,62 |
| McLure, George | 19 |
| McNac, Anthony | 06,08,10 |
| McQuay, Jason | 05,06 |
| McQueen, Scott | 80 |
| McShane, Matt | 07 |
| McWilliams, Bill | 49 |
| Meagher, Joe | 31 |
| Means, Kenny | 79,80,81,82 |
| Medart, Bill | 52,53,54 |
| Meek, Colby | 06,07,08,09 |
| Meeks, Jackie | 57,58,59,60 |
| Meeks, Larry | 58,59,60,61 |
| Meger, Carson | 10,11,12 |
| Meireles, Juan | 81 |
| Melear, John | 47,48 |
| Melendez, Paulo | 12,13,14 |
| Menges, Mitch | 93 |
| Merkens, Trey | 97,98,99,00 |
| Menifee, Scooter | 88,89 |
| Merrell, Gary | 68,69 |
| Merrweather, Rusty | 78,79,80 |
| Metz, Ryan | 15,16,17 |
| Mewhorter, Bill | 46,47 |
| Miles, David | 91,92 |
| Miles, Roger | 59 |
| Miles Jr., Reggie | 03,05 |
| Miller, Bob | 46 |
| Miller, Brandon | 09,10 |
| Miller, Horace | 11,12 |
| Miller, Jack | 54,55 |
| Miller, Joe | 74,75 |
| Miller, Negale | 08 |
| Miller, Steve | 75 |
| Miller, Wesley | 11,12,13,14 |
| Millican, David | 68,69 |
| Milner, Walte | 31,32,33 |
| Mineo, Chris | 02,03,04,05 |
| Minor, Terrance | 98,99,01,02 |
| Misaalefua, Christopher | 15,16 |
| Mitacek, Buddy | 88,89 |
| Mitchell, Leo | 75,76,77 |
| Mitchell, Vernon | 55,56 |
| Mizner, Ed | 21 |
| Mock, Chandler | 2829,30 |
| Molina, Rick | 97 |
| Moncure, Chad | 10 |
| Monroe, T.J. | 07 |
| Montegut, Lawrence | 14,15,16,17 |
| Montgomery, Jesse | 17 |
| Moody, Fred | 78 |

| | |
|-------------------------|-------------|
| Moore, Bubba | 93 |
| Moore, Chris | 06,07,08,09 |
| Moore, Darryl | 90,91 |
| Moore, Don | 80 |
| Moore, Donn | 52 |
| Moore, Jack | 24 |
| Moore, Jonny | 07,08,09,10 |
| Moore, Larry | 78,79,80 |
| Moore, Robert | 81,82,83,84 |
| Moore, Ross | 36,37 |
| Moothery, Richard | 02 |
| Morgan, Derrick | 11,12 |
| Morgan, Doug | 86,87,88,89 |
| Morgan, Jimmy | 63,64,65,66 |
| Morgan, John | 80 |
| Morgan, Ray | 56 |
| Morgan, W.C. | 20 |
| Morphew, Kenneth | 34 |
| Morris, Bo | 03,04 |
| Morris, Raymond | 80,81,82,83 |
| Morris, Terry | 86,87 |
| Morris, Tucker | 52 |
| Morrow, Anthony | 07,08,09,10 |
| Mortimer, Bob | 62,63,64 |
| Morton, Tim | 62,63,64,65 |
| Mosca, Sam | 50 |
| Moseley, Jeb | 85,86,87,88 |
| Moss, Brandon | 13,14,16 |
| Moss, Phillip | 02,04,05,06 |
| Moturi, Jeff | 06,07,08,09 |
| Muagututia, Halakilangi | 96,97 |
| Mullen, Robert | 19,20 |
| Munoz, Ruben | 10,11,12 |
| Munsell, Scott | 75 |
| Murphy, Volley | 67,68 |
| Murphy, Raymond | 95,96 |
| Murray, Robert | 83,84,85,86 |
| Musgrave, Jimmy | 14,15 |
| Mussey, Doug | 66,67,68 |
| Mustain, Marshall | 26,27,28,28 |
| Mustain, Paul | 25 |
| Myers, Leilyon | 10,11 |

N

| | |
|--------------------|-------------|
| Napier, Sterling | 14,15,16,17 |
| Nash, Jim | 61,62,63,64 |
| Natkin, Brian | 97,98,99,00 |
| Navarette, Hovacio | 46 |
| Neal, Willie | 77,78,79 |
| Needham, Nik | 15,16,17 |
| Nelson, Jack | 24,25,26 |
| Nelson, James | 11,12 |
| Neugebauer, Virgil | 28,29,30 |
| Newborn, Darryl | 81 |
| Newlin, Nick | 66,67 |
| Nixon, Travaun | 10,11 |
| Noble, Wendell | 19 |
| Norman, Lawrence | 98,99,00,01 |
| Norwood, Max | 47,48,49 |

O

| | |
|------------------|-------------|
| Obi, Bernard | 08,09,10,11 |
| Obomese, Alex | 03,04,05,06 |
| Odell, Gene | 52,53 |
| O'Donnell, Pat | 60,61,62,63 |
| O'Donnell, Tommy | 31 |
| O'Driscoll, Norm | 74 |
| Ogden, Rusty | 78,79,80 |
| Olalekan, James | 05,06,07,08 |
| Oliver, Jack | 80 |
| Oliveri, Wally | 67,68 |
| Olsen, H.V. | 20,21 |
| Olsen, Jon | 95,96 |
| Olsen, Swede | 23,24,25 |

| | |
|-----------------|-------------|
| O'Neal, Pat | 70,71 |
| O'Neill, Dane | 06,07 |
| Ornelas, Manuel | 40 |
| Ortega, Josh | 17 |
| Ortiz, Jo Jo | 08,09 |
| Osborn, Aaron | 02,03,04 |
| Osolinsky, Will | 07,08,09,10 |
| Ostertag, Carl | 41 |
| Oswalt, Harold | 51,52,53,54 |
| Ovincy, Nesly | 17 |

P

| | |
|--------------------|-------------|
| Packard, Bill | 73,74 |
| Paden, Jack | 37 |
| Padilla, Humberto | 05,06 |
| Padia, Rick | 81,82 |
| Page, L.O. | 32,33,34,35 |
| Paige, W.C. | 73,74 |
| Palmer, Daniel | 08 |
| Palmer, Jordan | 03,04,05,06 |
| Paolinelli, Ken | 09 |
| Pape, Anthony | 88 |
| Paredes, Pete | 35,36,37 |
| Parker, Bary | 84,85,86,87 |
| Parker, Johnny | 41 |
| Parr, Rick | 73,74 |
| Parrish, Mark | 05 |
| Parsee, Dylan | 16,17 |
| Parsons, Curt | 63,64,65 |
| Partridge, J.D. | 49,50 |
| Pate, Dexter | 62 |
| Patterson, Devin | 11,12,13 |
| Patterson, Fred | 89,90,91,92 |
| Patton, Fred | 05 |
| Patton, Jarrett | 79,80 |
| Paxon, Paul | 58,59,60,61 |
| Pearce, Odie | 29,30 |
| Pearce, Odis | 36,37 |
| Pennington, Barry | 37,38,39 |
| Perea, Tony | 70,71,72 |
| Perez, Mike A. | 02,03,04 |
| Perez, Mike R. | 90,91,92,93 |
| Perez, Poppy | 36,37,38 |
| Perez, Rocky | 97,98,99,00 |
| Perrenot, Preston | 19 |
| Perry, Kevin | 10,11,12,13 |
| Petersen, Kyle | 07,08,09 |
| Peterson, Jim | 56 |
| Petronis, Joe | 97 |
| Petty, Ken | 73 |
| Phillips, Darryl | 93,94,95 |
| Phillips, Wesley | 99,00,01 |
| Pickett, Michael | 11 |
| Pickney, Joseph | 17 |
| Pikes, Chris | 95 |
| Pippen, Harold | 30 |
| Pippens, Odell | 79,80 |
| Pixley, Arlen | 91,92 |
| Pittman, Emilio | 86,87,88 |
| Plante, Aaron | 94,95 |
| Plinke, Hayden | 15,16 |
| Plumbly, Billy Bob | 51,52,53 |
| Polk, Joseph | 95,96,97,98 |
| Pollard, Harold | 47 |
| Pond, John | 29 |
| Pool, Heath | 36 |
| Porras, Charles | 42 |
| Porter, Chris | 00,01 |
| Porter, Will | 95 |
| Pou, Garvice | 33 |
| Pounds, Robert | 86,87 |
| Powe, Mike | 91,92,93 |
| Powell, Kurt | 81 |
| Powell, TK | 15 |
| Pratt, Jerry | 58,59 |



T LETTERMEN

| | |
|-------------------|-------------|
| Prescott, Orion | 16 |
| Prevost, Terrence | 78,79,80 |
| Price, Owen | 38,39,40,41 |
| Pringle, Craid | 91,92 |
| Pry, Mike | 96,98 |
| Pruitt, Rodney | 81,82 |
| Puente, Anthony | 11,12,13,14 |
| Pufahl, Robert | 87,88 |
| Puishes, Ed | 69,70,71 |
| Punimata, Nuuese | 07,08 |
| Purity, Ross | 86,87,88,89 |
| Pursley, Stanley | 56 |
| Pursley, Steve | 56,57,58 |
| Putnick, Rick | 76,77,78 |

R

| | |
|-----------------------|-------------|
| Race, William | 19 |
| Ragsdale, J.G. | 21,22,23 |
| Ragsdale, Ken | 64 |
| Ramirez, Erik | 14 |
| Ramirez, Jorge | 89,90,91,92 |
| Ramirez, Oscar | 77,78 |
| Rancich, George | 39,40 |
| Randle, Thurman | 66,67 |
| Randolph, Josh | 99,00 |
| Raney, Morris | 36,38,39 |
| Ransom, Hayde | 37 |
| Raschke, Cameron | 06,07,08,09 |
| Rausch, Dick | 66,67,68 |
| Rawls, Don | 78,79,80 |
| Ray, Allan | 97,98,99,00 |
| Ray, Courtney | 97 |
| Ray, Grady | 73,74 |
| Rayborn, John | 95,97,98 |
| Redix, Warren | 15,16,17 |
| Reed, Benny | 70,71 |
| Reed, Germard | 10,11,12,13 |
| Reed, Glenn | 58 |
| Reese, Grady | 19 |
| Reffett, Troy | 86,87,88,89 |
| Reisman, Dick | 68,69 |
| Remo, Jeff | 85,86,87 |
| Renfro, Da'Carlos | 13,14,15 |
| Renteria, Jesus | 95,96 |
| Renteria, Manny | 46 |
| Reynolds, Eric | 07,08 |
| Reynolds, Mike | 69,70 |
| Rheinheimer, Ocar | 19,20,21,22 |
| Rhew, Redus | 19,21 |
| Rhodes, Tommy | 46 |
| Ribitzki, Tyler | 05,06 |
| Riccillo, Joe | 94,95,96,97 |
| Rice, Williams | 19 |
| Richardson, Chris | 16 |
| Richardson, Devante | 14 |
| Riddick, Chris | 86,87,88 |
| Riddick, Steve | 06,07,08,09 |
| Ridgeley, Scott | 88 |
| Riggs, Billy | 56,58,59 |
| Riley, Clint | 86,87 |
| Riley, Clovis | 51,52,53 |
| Riley, James | 04,05,06,07 |
| Riley, Jeff | 80 |
| Ritchey, Craig | 81,82 |
| Roberson, Traun | 13,14,15 |
| Robertson-Harris, Roy | 12,13,14,15 |
| Robertson, Jared | 00,01 |
| Robinson, Bill | 60,61 |
| Robinson, Curtis | 63,64 |
| Robinson, Daniel | 04,06 |
| Robinson, James | 11,13 |
| Robinson, Keith | 01,02,03 |
| Robinson, Lewis | 19,20,21 |
| Robinson, Mike | 68,69,70 |
| Robinson, Tory | 08,09 |

| | |
|-------------------|-------------|
| Rocha, Sal | 59 |
| Rochin, Mario | 46 |
| Rodgers, Thomas | 95,96,97,98 |
| Rodriguez, Robert | 01,02,03,04 |
| Rodriguez, Tony | 96 |
| Roger, Don | 76 |
| Rogers, Cole | 14,15 |
| Rogers, Justin | 16,17 |
| Rogers, Sam | 92,93,94 |
| Roland, Bud | 49,50 |
| Ropati, A.J. | 12,13 |
| Rosas, Fred | 46,47,48,49 |
| Rosas, Rene | 51,52,53 |
| Rose, James | 81,82,83,84 |
| Ross, Bill | 86,87,88 |
| Ross, Roy | 90 |
| Roquemore, Reggie | 87,88 |
| Rouse, Fred | 07 |
| Rowlett, J.J. | 91,92,93,94 |
| Royal, Brendan | 16 |
| Ruggles, Mike | 13,14 |
| Ruiz, Alex | 96,97 |
| Ruiz, Jonathon | 98 |
| Rumsey, Larry | 62,63,64 |
| Rushing, Ralph | 78,79 |
| Russell, Harold | 52,53,54 |
| Russo, Tony | 82,83,84,85 |
| Rutledge, Randy | 54,55,56,57 |
| Ryan, Rodney | 94,95 |
| Rzucki, Greg | 68,69 |

S

| | |
|-------------------|-------------|
| Salazar, Hector | 81,82,83 |
| Salcedo, Gilberto | 38,39,40 |
| Sale, Ken | 88,89 |
| Salem, Albert | 46 |
| Salima, Clay | 04 |
| Salinas, Nick | 98,99 |
| Salser, J.K. | 32,33,34 |
| Salter, Dan | 79,80,81,82 |
| Sam, Lorne | 06,07 |
| Samaniego, David | 88,89 |
| Sammur, Jake | 17 |
| Sample, Denver | 67,68 |
| Sampon, Harold | 74,75,76,77 |
| Sampson, Nick | 08 |
| Sanchez, Dan | 96 |
| Sanchez, Javier | 96,97,98,00 |
| Sanford, Bill | 52 |
| Sanford, Marshall | 02,03,04,05 |
| Sanson, Jim | 69,70 |
| Santillan, Paul | 09,10,11,12 |
| Savage, Arlanders | 91 |
| Saxon, Bob | 29 |
| Schaffer, John | 19 |
| Schaper, Jon | 01,02,03 |
| Schemenz, Al | 42,46 |
| Schmidien, Mike | 72 |
| Schneider, Reagan | 03,04,05,06 |
| Schulte, Shaun | 88,89 |
| Schultz, Dawson | 28 |
| Schwartz, Eric | 83 |
| Scott, Carlos | 78,79,80,81 |
| Scouler, John | 84 |
| Sears, Jake | 04,05,06,07 |
| Seay, Clarence | 85,86,88 |
| Sechrist, Bill | 47 |
| Seegers, Kelly | 81 |
| Seeton, Jeff | 97,98,99,00 |
| Senna, Joe | 89 |
| Serna, David | 96,97 |
| Sesich, Rob | 88,89,90,91 |
| Settle, Ronald | 54 |
| Shadrawy, Tufick | 06,07,08,09 |

| | |
|--------------------|-------------|
| Sharp, Gage | 12 |
| Shaw, Edward | 93,94 |
| Shaw, Jarrad | 13 |
| Shaw, Mark | 84 |
| Shawyer, Dave | 54,55,56,57 |
| Shead, Greg | 91,92,93,94 |
| Sheppard, A.J. | 97,98,99,00 |
| Shinaut, Dick | 51,52,53 |
| Shockman, Tom | 46,47,48,49 |
| Shoopman, Bill | 39,40,41 |
| Shoquist, Jordan | 03 |
| Showers, Jameill | 13,14 |
| Showery, Ray | 46 |
| Shufelt, Pete | 89,90,91,92 |
| Shults, Marvin | 28 |
| Siller, Daniel | 14,15 |
| Silvas, Josh | 14,15 |
| Simmons, Devin | 16 |
| Simonian, Peter | 94 |
| Simpson, Dedrick | 17 |
| Simpson, Garrett | 13,14,15 |
| Sims, Aaron | 06 |
| Sims, Larry | 89,90 |
| Sinegal, Eddie | 16,17 |
| Singleton, John | 78 |
| Singleton, Lewis | 52,53,54,55 |
| Singleton, Sam | 99,00,01 |
| Singleton, Toraino | 94,95 |
| Skarke, Shawe | 88 |
| Skelton, John | 72 |
| Skidmore, C.A. | 20,21 |
| Slaughter, Don | 49,50 |
| Sloan, Frank | 64 |
| Smerigan, Nick | 66,67,68 |
| Smith, Amasa | 24,25 |
| Smith, Andy | 03,04,05,06 |
| Smith, Cherry | 27 |
| Smith, Dashone | 13,14,15,16 |
| Smith, David | 68,69,70 |
| Smith, Derek | 82,83,84 |
| Smith, Ed | 42,46,47 |
| Smith, Harlan | 49,50,51 |
| Smith, Harvey | 72 |
| Smith, Jamar | 17 |
| Smith, Jason | 97,98 |
| Smith, Jimmy | 01,02,03,04 |
| Smith, Kahani | 17 |
| Smith, Keith | 83,84 |
| Smith, Larry | 78,79 |
| Smith, Lee | 25,26,27 |
| Smith, Mike | 81,82,83,84 |
| Smith, Paul | 96,97,98,99 |
| Smith, Paul | 99,00,01,02 |
| Smith, Royzell | 08,09,10,11 |
| Smith, Steve | 75 |
| Smith, Tate | 10,11 |
| Smith, Wayne | 66,67,68 |
| Smith, Will | 01,02 |
| Smith, William | 28,29,30 |
| Smith, Willie | 74,75 |
| Socie, Dave | 86,87 |
| Soleyjacks, Robert | 07,08,09,10 |
| Solot, Alex | 07,08,09,10 |
| Soltero, Conrad | 78 |
| Sommer, Don | 82,83,84,85 |
| Sory, Lonnie | 21,22 |
| Sota, Mike | 16,17 |
| Spady, James | 85,86,87,88 |
| Sparlin, Drew | 56 |
| Spear, Tody | 86,87 |
| Spence, Charles | 34,35 |
| Spence, Chuck | 66,67,68 |
| Spence, Emeri | 05,06 |
| Spence, John | 81 |
| Spencer, Richard | 09,10,11,13 |
| Spencer, Robert | 13,14 |

| | |
|-----------------------|-------------|
| Spillar, Sloan | 15 |
| Springer, Jeremy | 08,09,10,11 |
| Sroka, Mikael | 14 |
| Staab, Neil | 96,98 |
| Stafford, Graham | 40,41,42 |
| Stagliano, Vic | 83,84,85 |
| Stair, Joe | 72,73,74 |
| Stallings, Tanner | 16,17 |
| Stansbury, Hal | 95,97,98,99 |
| Stanton, Andy | 88,89,90,91 |
| Starley, Bill | 63,64 |
| Steele, Thad | 28,29,30,31 |
| Steele, Tom | 47,48,49,50 |
| Stephenson II, Melvin | 06,07,08,09 |
| Stevens, Billy | 65,66,67 |
| Stevenson, Curtis | 77,78,79 |
| Stevenson, Major | 67,68 |
| Stewart, Abdul | 94,95,96 |
| Stewart, Fred | 27,28,29 |
| Stewart, Kermit | 30 |
| Stice, Kenneth | 37,38,39 |
| Stoglin, Elroy | 75,76,77,78 |
| Stone, Dave | 80 |
| Stout, Chuck | 65 |
| Stout, Ty | 08 |
| Stover, Cleve | 25 |
| Strange, Martel | 08,09,10 |
| Strausbaugh, Gerald | 70,71 |
| Strickland, Craig | 97 |
| Stubblefield, Mike | 87,88,89,90 |
| Stuckey, Jay | 98,99 |
| Stukes, Nathan | 14,15 |
| Sullivan, Bill | 29,30,31 |
| Sullivan, Blaire | 12,13 |
| Sullivan, Keith | 17 |
| Sullivan, Tres | 89 |
| Surratt, Don | 49 |
| Sutton, David | 05,06 |

T

| | |
|-------------------|-------------|
| Tabor, Harry | 74,75,76 |
| Tackett, Bob | 69,70,71 |
| Talton, Derrick | 89 |
| Tate, Nick | 56,57,58 |
| Tatum, Justen | 15 |
| Tauaefa, Isaac | 09 |
| Taylor, Allen | 38,39 |
| Taylor, Billy | 68,69,70 |
| Taylor, Calvin | 68,69,70 |
| Taylor, Chris | 98 |
| Taylor, Danny | 82,83,84,85 |
| Taylor, Jerry | 61 |
| Taylor, Kent | 16 |
| Teel, Larry | 89 |
| Telford, Jack | 39,40,41 |
| Tenorio, Val | 63,64,65 |
| Terrell, David | 94,95,96 |
| Terry, Joe | 84,85,86,87 |
| Tessier, Paul | 99,00 |
| Tevis, Reeves | 53,54,55 |
| Tezeno, Quinton | 13 |
| Thomas, Cecil | 37,38,39 |
| Thomas, Chris | 14,15,16 |
| Thomas, Clarence | 34,35 |
| Thomas, Drew | 09,10,11,12 |
| Thomas II, James | 06,07,08,10 |
| Thomas, John | 75,76 |
| Thomas, Marcus | 04,05,06,07 |
| Thomas, O.T. | 88,89,90,91 |
| Thompson, Delbert | 80,81 |
| Thompson, Greg | 75,76 |
| Thompson, Homer | 78,79,80 |
| Thompson, James | 97,98,99 |
| Thompson, Pat | 70,71,72 |
| Thompson, Shannon | 72,73,74 |

T LETTERMEN

| | |
|----------------------|-------------|
| Thompson, Sheldon | 91,92 |
| Thompson, Steve | 90,91,92,93 |
| Thornal, Dave | 28 |
| Thornton, Martese | 93,94,95 |
| Thummel, Chris | 14 |
| Tinkler, Coles | 41 |
| Tisdale, Bryant | 05,06 |
| Tittle, Bill | 47,48,49 |
| Titus, Ewell | 31 |
| Tolbert, Tony | 86,87,88 |
| Tomberlin, Bill | 66,67,68 |
| Tomlinson, Eric | 11,12,13,14 |
| Torrez, Mark | 17 |
| Toub, Dave | 83,84 |
| Touris, Augie | 17 |
| Tovar, Salvado | 32 |
| Trail, Malcolm | 11,12,13,14 |
| Trammell, Trent | 15 |
| Trisby, Corey | 09,10 |
| Troeger, J.H. | 21,22 |
| Tubig, Jordan | 05 |
| Tucker, Cliff | 11 |
| Tucker, Corey | 93,94 |
| Tucker, Jerry | 62,63,64 |
| Tuley-Tillman, Logan | 17 |
| Turner, Bill | 81,82,83,84 |
| Turner, Steve | 82,83,84,85 |
| Turner, Todd | 94 |
| Turner, Yancey | 95,96 |

U

| | |
|--------------------|-------------|
| Ulmer, Clint | 84,85 |
| Underwood, Charles | 73,74,75,76 |
| Usher, Nick | 13,14,15,16 |
| Utu, Faamon | 85 |

V

| | |
|--------------------|-------------|
| Vaitai, Arnold | 93,94 |
| Valadez, Steven | 11,12 |
| Valencia, Joe | 42,46,47,48 |
| Van, Ricky | 05,06 |
| VanHook, Jayson | 16 |
| Vasquez, Piti | 63,64,65 |
| Vasquez, Willie | 56,57,58,59 |
| Vaughan, Rance | 69 |
| Vaughn, Billy Eric | 83,84 |
| Vavala, Cory | 03 |
| Vellmure, Brian | 93,94 |
| Viles, Brady | 17 |
| Villareal, Alex | 14,15 |
| Villareal, Jesse | 92,93,94,95 |
| Vincent, Adam | 07,08 |
| Vittatoe, Trevor | 07,08,09,10 |

W

| | |
|-------------------|-------------|
| Waasted, Dale | 76,77 |
| Waddles, Jerry | 66,67,68 |
| Wade, Butch | 72 |
| Wade, Chris | 98,99 |
| Wadley, Quardraiz | 16,17 |
| Walker, Brian | 98,99,00,01 |
| Walker, Clarence | 33,34 |
| Walker, Derek | 97,98,99,00 |
| Walker, D.J. | 99,00,01,02 |
| Walker, Donovan | 14,15 |
| Walker, Jerry | 75,76,77,78 |
| Walker, Roddray | 07,09 |
| Walker, Mike | 72,73 |
| Walker, Pat | 71,72 |
| Walker, Shawn | 91,92 |
| Walker, Terry | 85,86,87,88 |
| Wallace, Bob | 65,66,67 |
| Walley, Jack | 81 |

| | |
|-------------------|-------------|
| Walls, Phil | 81,82 |
| Walsch, Bill | 50 |
| Walton, J.B. | 35 |
| Ward, Adrian | 03,04 |
| Ward, Charlie | 54,55,56,57 |
| Ward, Clarence | 08,09 |
| Ward, George | 46 |
| Ward, Joe | 03,04,05,06 |
| Ward, Kevin | 81,82,83,84 |
| Ward, Ray | 68,69 |
| Warden, Milton | 28,29 |
| Wardy, David | 01 |
| Wardy, Jim | 41 |
| Ware, Todd | 59 |
| Warren, Dakota | 10,11 |
| Warren, Keith | 99,00,01 |
| Washington, Allen | 89 |
| Washington, Eric | 68,69,70 |
| Wastenev, Mike | 73,74 |
| Watkins, Dave | 68,69 |
| Watkins, Doyle | 56,57,58 |
| Watkins, Greg | 10,11 |
| Watkins, Jerel | 11,12,13,14 |
| Watkins, Quentin | 54,55,56,57 |
| Watson, James | 72 |
| Watson, Justin | 05,06 |
| Weathers, Robert | 98,99 |
| Weaver, Campbell | 33 |
| Webb, Jack | 56 |
| Webb, Poole | 54,55,56,57 |
| Webber, Jim | 50 |
| Webster, Kennedy | 85,86 |
| Wedell, Scott | 81,82,83 |
| Week, Dick | 64,65 |
| Weeks, Grady | 19 |
| Weeks, Josh | 17 |
| Wells, Chris | 95,96,97 |
| Wells, Eric | 98 |
| Wendt, Fred | 42,46,47,48 |
| Wenrick, Craig | 10,11,13 |
| Wentzel, Karl | 59 |
| West, Brooks | 70,71,72 |
| West, Charlie | 65,66,67 |
| West, Jack | 72,73 |
| West, Joe | 03,05,06,07 |
| West, Otha | 90,91 |
| West, Zach | 03,04,05,06 |
| Wetz, David | 73 |
| Wharton, Keith | 54,55,56,57 |

| | |
|---------------------|-------------|
| Whatley, Chris | 11 |
| Wheat, Josh | 00,01 |
| White, Anwar | 94,95,96,97 |
| White, Ben | 87 |
| White, Charles | 40 |
| White, Jaquan | 14,15,16 |
| White, Jeff | 68,69,70 |
| White, Swede | 22 |
| White, Thomas | 20,21,23 |
| White, T.L. | 20,21,22 |
| Whitey, Joe | 79,80 |
| Whiting, Herman | 80,81,82 |
| Whitmore, Ed | 54,55,56 |
| Whittenton, Jesse | 52,53,54,55 |
| Widener, Dave | 74,75,76 |
| Wilcox, Charlie | 55,56 |
| Wiley, Jay | 81 |
| Wiley, Otis | 81 |
| Wilkenfeld, Allen | 33,34,35 |
| Wilkerson, Bob | 65,66 |
| Wilkinson, Jack | 47,48,49,50 |
| Wilkins, Brian | 06,07,08,09 |
| Williams, A.G. | 35 |
| Williams, Albert | 31,32,33 |
| Williams, Albert | 83,84,85,86 |
| Williams, Alfred | 83,84,85,86 |
| Williams, Charlie | 39,40 |
| Williams, Del | 58,59,60,61 |
| Williams, Gabe | 99,00,01 |
| Williams, Gene | 58,59,60,61 |
| Williams, Greg | 85 |
| Williams, Jason | 06,07,08,10 |
| Williams, Laviorick | 10,11 |
| Williams, Morris | 84 |
| Williams, Ray | 93,94 |
| Williams, Russell | 05 |
| Williams, Semaj | 93 |
| Williams, Vernon | 34 |
| Williams, Xay | 12 |
| Willis, Don | 73,74 |
| Willis, Rich | 87 |
| Wilson, Gordon | 38,39,40 |
| Wilson, Larry | 59 |
| Wilson, Paul | 70,71 |
| Wilson, Woodrow | 23,24 |
| Wimberly, Charles | 37 |
| Winchester, Lance | 65,66,67 |
| Windham, Bob | 62 |
| Wirth, Zach | 96,97 |

| | |
|----------------------|-------------|
| Wiseman, Bubba | 99,00,01,02 |
| Wittholz, Dean | 86,87,88 |
| Wold, Elmer | 35 |
| Womble, Claudis | 19 |
| Wood, Bedford | 48 |
| Wood, Craig | 07,08 |
| Woodard, Darren | 11,12 |
| Woodard, Tim | 00,01,02,03 |
| Woodruff, Woody | 78,79,80 |
| Woods, Buck | 47,48 |
| Woodside, Tom | 21,22,23,24 |
| Woodul, Bill | 47,48 |
| Woodul, Lewis | 26 |
| Wooten, Kelvin | 84,85 |
| Wortham, Barron | 90,91,92,93 |
| Worthington, Hugh | 25,26,27,28 |
| Worthington, Russell | 19 |
| Wray, Buck | 41 |
| Wright, Chester | 19 |
| Wright, Derek | 95,96,97,98 |
| Wright, Kyle | 06,07,08,09 |
| Wright, Ox | 28 |
| Wright, Richie | 86,87,88 |
| Wright-Hay, Erik | 89 |

Y

| | |
|-----------------|-------------|
| Yanez, J.R. | 21 |
| Yarbrough, Mark | 64,65,66 |
| Yaites, Brandon | 01 |
| Yates, Derrion | 98,99 |
| Yates, Ken | 75,76 |
| Young, Brian | 95,97,98,99 |
| Young, Jack | 60,61 |
| Young, Jason | 96,97 |
| Young, Joe | 00 |
| Young, John | 58,59,60,61 |
| Young, Marshall | 92,93,94,95 |
| Young, Mike | 75,76,77,78 |
| Young, Russell | 50,51 |


Z

| | |
|-----------------|----------|
| Zaring, Kenneth | 58 |
| Zetts, Andrew | 73,74,75 |
| Zuendt, Bob | 47 |
| Zylka, Joe | 47 |



KALON BEVERLY





NFL HALL OF FAME DON MAYNARD

Halfback | 6-0 | 175
1955-57
Colorado City, Texas

Before his professional days, Don Maynard was a All-Border Conference halfback and track star. He was a future draft pick of the New York Giants in 1957, but played only the 1958 season with the team before moving to Hamilton in the Canadian Football League in 1959. A year later, he became the first player to sign with the new American Football League's New York Titans, a team that would later change its name to the Jets. The young New York team struggled for several seasons before they attained any level of respect. Maynard often had to improvise as one of his team's constantly rotating crop of quarterbacks scrambled for his life. In 1965 quarterback Joe Namath arrived on the scene and the resulting chemistry that developed between the two proved to be the perfect mix. While Maynard was a frequent standout for the Jets, he had his biggest day in the 1968 AFL Championship Game that preceded the Jets' stunning upset of Baltimore in Super Bowl III. In New York's 27-23 victory over Oakland, Maynard caught six passes for 118 yards and two touchdowns. His 14-yard grab in the first period gave the Jets the lead and his six-yard catch in the fourth period proved to be the game winner. Although he never led the league in receiving any one season, at the time of his retirement following the 1973 season, Maynard was one of only five players to record more than 50 receptions and more than 1,000 receiving yards in five different seasons. A four-time AFL All-Star, his 633 career catches for 11,834 yards were both pro records at the time. Maynard played 12 seasons with the Jets (1960-72), establishing club records for touchdowns (88), receptions (627), receiving yards (11,732), single-season receiving yards (1,434), single-season touchdowns (14) and single-game receiving yards (228). Maynard, whose jersey (No. 13) was retired by the New York Jets, was inducted into the Pro Football Hall of Fame in 1987.

DON MAYNARD'S CAREER NFL STATISTICS


| YEAR | TEAM | RUSHING | | | | TD | REC | RECEIVING | | | |
|--------------------------|----------------|------------|-----------|-----------|------------|----------|------------|---------------|-------------|-----------|--|
| | | G | ATT | YDS | AVG | | | YDS | AVG | TD | |
| 1958 | NY Giants | 12 | 12 | 45 | 3.8 | 0 | 5 | 84 | 16.8 | 0 | |
| 1959 | Hamilton (CFL) | | | | | | | | | | |
| 1960 | NY Titans | 14 | 0 | 0 | 0.0 | 0 | 72 | 1,265 | 17.6 | 6 | |
| 1961 | NY Titans | 14 | 0 | 0 | 0.0 | 0 | 43 | 629 | 14.6 | 8 | |
| 1962 | NY Titans | 14 | 0 | 0 | 0.0 | 0 | 56 | 1,041 | 18.6 | 8 | |
| 1963 | NY Jets | 12 | 2 | 6 | 3.0 | 0 | 38 | 780 | 20.5 | 9 | |
| 1964 | NY Jets | 14 | 3 | 3 | 1.0 | 0 | 46 | 847 | 18.4 | 8 | |
| 1965 | NY Jets | 14 | 1 | 2 | 2.0 | 0 | 68 | 1,218 | 17.9 | 14 | |
| 1966 | NY Jets | 14 | 0 | 0 | 0.0 | 0 | 48 | 840 | 17.5 | 5 | |
| 1967 | NY Jets | 14 | 4 | 18 | 4.5 | 0 | 71 | 1,434 | 20.2 | 10 | |
| 1968 | NY Jets | 13 | 0 | 0 | 0.0 | 0 | 57 | 1,297 | 22.8 | 10 | |
| 1969 | NY Jets | 11 | 1 | -6 | -6.0 | 0 | 47 | 938 | 20.0 | 6 | |
| 1970 | NY Jets | 10 | 0 | 0 | 0.0 | 0 | 31 | 525 | 16.9 | 0 | |
| 1971 | NY Jets | 14 | 1 | 2 | 2.0 | 0 | 21 | 408 | 19.4 | 2 | |
| 1972 | NY Jets | 14 | 0 | 0 | 0.0 | 0 | 29 | 510 | 17.6 | 2 | |
| 1973 | STL Cardinals | 2 | 0 | 0 | 0.0 | 0 | 1 | 18 | 18.0 | 0 | |
| NFL CAREER TOTALS | | 186 | 24 | 70 | 2.9 | 0 | 633 | 11,834 | 18.7 | 88 | |

QUARTERBACKS




BROOKS DAWSON | 1966-68

Still holds the school record for most attempts in one game (65) without an interception. Completed 29 passes against UC-Santa Barbara in 1968 and finished his career (1966-68) with 219 completions for 3,348 yards and 34 touchdowns. Threw six touchdown passes -- including one for 86 yards and one for 83 yards -- at New Mexico (1967).




BILL CRAIG | 1969-71

Threw for 507 yards, the second-top total in school history, at Colorado State in 1970. Threw for 3,807 yards during his career (1969-71), including 2,123 in 1970.



JOHN FURMAN | 1958-61

Lefthander who played at Texas Western before the passing game was in style. Still threw for 3,607 yards (1958-61) and 24 TDs. Drafted by the Denver Broncos (AFL) and the Cleveland Browns (NFL) in 1962.




SAMMY GARZA | 1983-86

Was with a run-oriented program before Bob Stull's passing game arrived in 1986 to showcase his talents. Threw for 6,130 yards (1983-86) during his career. Passed for 3,140 yards and 21 touchdowns as a senior.



HOWARD GASSER | 1989-90

Another in the long line of rifle-armed QBs to play at UTEP. Played at UTEP two years (1989-90) and completed 273 passes for 3,609 yards and 21 touchdowns.



PAT HEGARTY | 1987-88

During his two years (1987-88), the Miners put together a 17-7 record, including a 10-3 mark in 1988, best in the school's history. Threw for 4,593 yards -- sixth-best in school history. Named to the GTE Academic All-America team, and honored with an NCAA Post Graduate Scholarship.



KEN HEINEMAN | 1935-38

He was the school's first All-America selection, winning the honor in 1937, 1938 and 1939. Became the first player from the school to get drafted. Heineman was a triple threat player, leading the Miners in rushing, passing and punting from 1937-39. He also had nine interceptions in 1939. He still ranks sixth in total offense (4,874 yards) and rushed for 2,001 yards in his career.



JORDAN PALMER | 2003-06

Palmer concluded his career as UTEP's record-holder in every passing and total offense category until Trevor Vittatoe eclipsed his numbers in 2010. His 3,595 yards passing in 2006 remain a school standard. The brother of former Heisman Trophy winner Carson Palmer, he was selected by Washington in the 2007 NFL Draft.



ROCKY PEREZ | 1997-00

He became only the second quarterback in school history to lead his team to a conference championship and a bowl berth, as the Miners claimed a share of the 2000 WAC title and a spot in the Crucial.com Humanitarian Bowl. Perez currently ranks fifth in career passing yards (5,108) and total offense (5,394). Led UTEP to a 14-3 upset of No. 25 BYU in 1997.

T MINER GREATS



JOHN RAYBORN | 1995-97-98

A shining example of overcoming adversity, Rayborn endured injuries, suspensions and academic problems to become a team leader and model citizen after putting his crazy days behind him. He eventually finished his career as a three-year starter, and his name is etched in the UTEP record books in the top 10 in several passing and offensive categories.



BILLY STEVENS | 1965-67

For over 30 years, he held school records for most passes for a season (432) and career (943), yards passing in a career (6,485) and touchdowns for a career (51). His 92-yard pass to Bob Wallace with no time left against Utah (1965) as a sophomore remains the school's longest completion to this day. Threw for 500 yards in his first college game, an NCAA freshman record.



TREVOR VITTATOE | 2007-10


Vittatoe shattered school records for passing yards (12,439), touchdown passes (97), total offense (12,291 yards) and TDs responsible for (98), and rates second in school annals with 14 games throwing for 300 yards or more. Following his senior campaign, he ranked 14th in NCAA history in passing yards, and 15th in passing TDs and total offense. A starter in every game (49 total) through his college career, Vittatoe is the only player in school history to throw for 400 yards on four occasions, and to pass for five TDs four times. He also owns school records for passing yards in a game (517 versus Marshall in '09) and TD passes in a season (33 in '08).



JESSE WHITTENTON | 1952-55

Considered one of the best all-around athletes ever at UTEP. Rushed for 1,351 yards, passed for 1,381 yards, caught 19 passes, intercepted nine passes, brought back 17 punts for 230 yards and returned 20 kickoffs for 375 yards. He also scored 18 touchdowns and kicked 44 PATs before taking his talents to the Green Bay Packers, where he was an All-Pro defensive back.

RECEIVERS



KRIS ADAMS | 2007-10

Padded his career totals (144 catches for 2,657 yards and 30 touchdowns) with a blockbuster sophomore and senior year. In 2008, he compiled 50 receptions for 958 yards, and in 2010 he racked up 47 catches for 1,070 yards -- reaching the end zone 14 times each year. Adams is tied for fourth in school history with ten 100-yard games, and closed out his career on a high note with a career-high 153 yards versus BYU in the 2010 New Mexico Bowl. His 30 TD receptions rate second in UTEP annals.




ARNIE ADKISON | 1985-88

Although much of his talents were used as a blocking tight end, this Hobbs, N.M., native caught 86 passes during his career. He had 10 catches for 200 yards against Utah on a rainy afternoon in 1987.



REGGIE BARRETT | 1987-90

Caught 153 passes during his career (1987-90) for 2,558 yards and 19 touchdowns. Best single game was at Hawaii (1988) when he had 177 yards in receptions. Also totaled 165 yards versus BYU in 1990. Had 50 receptions in 1988 and 58 the following year. His 153 career catches rank sixth at the school.



JIMMY CARPENTER | 1995-98

This sure-handed receiver finished as a two-time second team All-WAC performer. He led the Miners in receiving in both 1997 and 1998, concluding his career with at least one catch in 22 consecutive games and 37 of a possible 45 games in his UTEP career. He finished with 126 catches for 1,836 yards.




CHRIS FRANCIES | 2002-05

A steady performer, he ended his Miner career by catching a pass in 43 straight games. Ranks ninth in school history in both receptions (128) and yardage (2,022) while sprinkling in 12 touchdown receptions. Had four 100-yard games as a senior. Signed a free agent contract with the Green Bay Packers in the spring of 2005.




AUTREY GOLDEN | 2012-15

Could be listed as either a running back or wide receiver at UTEP, although he closed out his career at the latter position. He compiled 444 yards rushing and 554 receiving with the Miners, but is best known for his kickoff return expertise. He racked up 2,981 yards on 119 attempts with six touchdowns, school records across the board. Golden is third in NCAA history in kickoff return touchdowns.




JOHNNIE LEE HIGGINS, JR. | 2003-06

Capped a spectacular career in 2006 by making two All-America teams (AFCA, Associated Press). Ranked second nationally in receiving as a senior, averaging 109.9 yards per game. Also chosen the Conference USA Special Teams Player of the Year by setting a league record for punt return average (23.4). Established school records for receiving yards (3,218) and touchdown catches (32). Chosen by Oakland in the third round of the '07 NFL Draft.



CHUCK HUGHES | 1964-66

One of most prolific overall receivers in school history. Had 80 catches in 1965, 162 in his career and 17 against Arizona State in 1965. His 349 yards against North Texas in 1965 was an NCAA record at the time. His 34.9 yards per reception still stands as an NCAA record. Had 19 career touchdown catches. Returned 12 punts for 272 yards and one score, and brought back 36 kickoffs for another 851 yards. Had six catches for 115 yards and one score in the 1965 Sun Bowl.



CEDRIC JOHNSON | 1993-96

One of the most talented all-around offensive threats in Miner history. Johnson totaled 92 career receptions for 1,251 yards and 14 touchdowns, and set school records for kickoff returns (116), yards on kickoff returns (2,757) and single-season kickoff return yards (1,039 in 1995). Set a school record with a 100-yard kickoff return at New Mexico in 1996.



RON JONES | 1967-68

Another tight end who needs to be listed among the all-time UTEP greats. Although his totals aren't as impressive as the wide receivers', his talents did not go unnoticed by the Green Bay Packers. He played in the NFL for a few seasons. Returned for an alumni game in the mid-1980s and was the best receiver on the field, according to the coaching staff.



VOLLEY MURPHY | 1967-68

Probably the quickest outside threat in the history of the school. He caught three passes at New Mexico (1967) and turned them into scores. Those four catches totaled 234 yards. While his career reception totals are not listed among the school leaders, he scored 19 touchdowns during his two years with the program (1967-68), tied for fifth in school annals.



T MINER GREATS



LEE MAYS | 1998-01

He left UTEP as the school's all-time receptions leader with 200 catches, and still holds that honor. His 2,908 receiving yards rank second at the school, and he rates 10th all-time in all-purpose yards with 3,565 yards. Mays' biggest season came as a junior, when he notched 70 receptions for 1,098 yards and an NCAA-best 15 touchdowns. His efforts led UTEP to the 2000 WAC championship and landed Mays honorable mention All-America honors.




JEFF MOTURI | 2006-09

Dynamite sophomore and senior years catapulted Moturi to fourth place in school history in touchdown catches (26) and receptions (170), tied for fourth in 100-yard games (10) and sixth in receiving yards (2,527). He tied for fourth nationally in touchdown catches in 2007 (13), and amassed a career-high 974 receiving yards in 2009. Moturi made a catch in 36 straight games to conclude his college career before signing a free agent contract with the Green Bay Packers.




BRIAN NATKIN | 1997-00

In 2000, Natkin became UTEP's first unanimous All-America selection, landing first team honors on seven squads. He was a semifinalist for the John Mackey Award, given to the nation's top tight end. Natkin closed out his career with 172 catches for 1,934 yards and 11 touchdowns.



ED PUISES | 1969-71


Inch for inch, pound for pound (5-10, 163), this guy may have been one of the toughest to play here, although he'd probably have great competition from Chuck Hughes who wasn't much larger. Had 1,000 yards in receptions in 1970, which ranks sixth on the all-time list. Had 12 catches against Trinity on a snowy night in San Antonio (1970). Finished with 138 career catches. Puishes recorded three 170-yard receiving days during his career - Colorado State (198), NMSU (175) and Utah (172).



BOB WALLACE | 1965-67

While he was a wide receiver at UTEP, and had the speed to play the position well, the Chicago Bears used him as a tight end. At UTEP, he had 123 catches, including 48 in 1965. Was on the receiving end of UTEP's longest pass play -- 92 yards against Utah in 1965 -- giving the Miners a thrilling 20-19 win over the Utes on the last play of the game.

RUNNING BACKS



DONALD BUCKRAM | 2006-10

Though he was slowed by injuries for most of his career, Buckram put it all together in 2009, rushing for 1,594 yards to break the UTEP single-season record and currently ranks second. Buckram compiled eight 100-yard games that year. He collected 132.8 yards per contest to become the Miners' first conference rushing leader in the modern era of football. Buckram's banner day came at Tulane when he posted 234 yards rushing and 109 receiving, making him only the fourth player in NCAA history to compile 200 yards on the ground and 100 via the pass. He wound up his career with 2,417 yards rushing and 951 receiving.



ROBERT ELLIOTT | 1974-77

Fourth-leading career rusher in school history (2,834 yards). Rushed for 1,011 yards in 1977. Best single game was 202 yards versus BYU in 1977.




PUG GABREL | 1947-50

Rushed for 2,321 yards (1947-50), which ranks ninth in school history. Totaled 881 yards in 1949. Gained 178 yards against Hardin-Simmons (1948). One of 10 runners to gain over 2,000 yards during his career, and he did it before freshmen were eligible. After retirement, Pug returned to the Miner football squad as a volunteer coach for David Lee.




JOHN HARVEY | 1985-88

Held UTEP's career rushing record for over 30 years and currently ranks second (3,576 yards). His 232 yards at Colorado State in 1985 rate 10th-best in school history. Excellent receiver with 99 catches for 775 yards and nine scores. All-time scoring leader with 306 points. Played briefly with Tampa Bay.



RAY HOLT | 1975-78

Rushed for 2,069 yards during his four-year career. Left UTEP as the school's all-time all-purpose yardage leader (4,227) and now rates fifth. Best rushing performance was 155 yards at Hawaii in 1976.



HOWARD JACKSON | 2001-04

Concluded his Miner career as the school's all-time leader with 6,153 all-purpose yards, including 1,947 on kickoff returns. The slight (5-9, 160) but speedy Jackson ran for 3,466 yards at UTEP -- third in school annals -- despite not seeing much playing time until very late in his freshman year. Two-time first team All-WAC honoree signed an NFL free agent deal with Detroit.




AARON JONES | 2013-16

The El Paso native shredded UTEP's career rushing record in just three seasons. He ran for 4,114 yards overall, including a UTEP single-season best 1,773 in 2016. A third team Associated Press All-American, Jones took his talents to the NFL following his junior campaign and was taken by the Green Bay Packers in the fifth round of the draft. In his final college game, Jones became only the second player in UTEP history, and the first since 1948, to rush for 300 yards in a game as he racked up 301 versus North Texas in the Sun Bowl.



DON MAYNARD | 1954-56

At what position do you list this guy? He caught only 28 passes during his career at UTEP (1955-57), but they averaged 27.6 yards. Yet, he went to the NFL and became one of the greatest receivers ever to put on a uniform, playing in a Super Bowl with the Jets. He is now a member of the elite NFL Hall of Fame -- the only former UTEP player to be so honored. While he caught only 28 passes during his UTEP career, Maynard averaged 5.4 yards each time he carried the ball (154-843) and scored nine rushing TDs, with 10 on receptions. He also returned punts (21-250) and kickoffs (12-275).



TORAINO SINGLETON | 1994-95

A local product who broke many of the UTEP rushing records. In two years in a Miner uniform, he recorded 2,635 rushing yards and 19 touchdowns, figures which rank him fifth and tied for ninth, respectively, on the UTEP records. Holds the UTEP record for rushing attempts in a game with 38.



PAUL SMITH | 1996-99

Elevated himself into an NFL Draft choice (San Francisco 49ers) with a banner senior season. Rushed for 1,258 yards and 12 touchdowns in 1999. El Pasoan had 10 career 100-yard rushing games, including seven as a senior. A strong, punishing blocker who ended his career with 2,539 yards rushing, seventh in school history. Rushed for over 180 yards three times. He did it twice in 1999 -- San Jose State (188), New Mexico State (187) -- and once in 1998 at New Mexico State (184).



MARCUS THOMAS | 2004-07

Former Parade prep All-American rushed for 2,615 yards for the Miners, the sixth-best total in school annals. Totaled 3,660 career all-purpose yards, ninth in the record books. Also compiled eleven 100-yard rushing games, establishing a school standard with five consecutive as a senior. Became one of seven players in UTEP history to score 100 points in a season in 2007, when he ranked ninth nationally with 9.8 points per game. Picked by San Diego in the fifth round of the 2008 NFL Draft.



FRED WENDT | 1942,46-48

The only player in UTEP history to rush for more than 300 yards, burning New Mexico State for 326 in 1948. His 1,546 yards during the 1948 season stood as a school record for over 60 years. His 2,166 yards is 10th-best on the career charts. Upon graduation he held the NCAA record for single-season rushing yards, single-season scoring (152 points), single-game rushing (326 vs. New Mexico State) and single-game scoring (42 vs. New Mexico State). He still ranks first in single-season scoring and single game scoring. His single-season rushing yards record would stand until 1969, when O.J. Simpson of USC broke the mark. Earned All-America honors in 1947 and 1948.

T MINER GREATS

OFFENSIVE LINE



KEVIN BELCHER | 1980-82

Went high in the NFL draft to the Giants, although he never played on a team that won more games than it lost during his stay at UTEP. His pro career was cut short due to an offseason auto accident.



BILL BROWN | 1965-67

Was a force for the Miners when the three teams he was with fashioned a 21-9-1 record and won two Sun Bowl games, beating TCU in 1965 and Ole Miss in 1967. Turned aside offers to play professionally to become an attorney.



CAREY CLAYTON | 1997-00

One of three Clayton brothers to suit up for the Miners. Clayton was a four-year starter for the Miners, making 45 consecutive starts. Clayton was a two-time All-WAC selection and was on the 2000 WAC championship team.



TREY DARILEK | 2000-03

Would have started every game for UTEP over four years, had he not missed a portion of the 2002 campaign with a torn MCL. Member of the WAC title squad in 2000, when he was a freshman All-American. Chosen by Philadelphia in the fourth round of the 2004 NFL Draft.




RAYMOND EVANS | 1942,46-47

Came to the Miners as a promising young halfback in 1942, but after World War II, was moved to tackle. He was one of the key reasons for the post-war success of the Miners. Evans was a two-time All-Border Conference pick (1947-48). He landed first team AP Little All-America honors in 1948.



ROBBY FELIX | 2005-08

Started all 46 games he played in for the Miners, anchoring the line for some of the most prolific offensive teams in school history. UTEP averaged 31.5 points and 405.1 yards with Felix at center, setting a school record for total offense in 2007. Signed a free agent contract with the Baltimore Ravens.




WILL HERNANDEZ | 2014-17

A two-time All-American selection (2016, 2017), Hernandez started all 49 games at the left guard position during his four years at UTEP. He proved he can play at the next level as the New York Giants drafted Hernandez in the second round with the 34th pick (fourth-highest Miner selected in NFL Draft). During his time on the o-line, the Miners allowed 1.47 sacks per game. Hernandez is the first UTEP offensive lineman to earn All-American honors. He was also a two-time All-Conference USA first team honoree.



ERNEST KEILY | 1946-49

A top-notch pulling guard that was a three-time first team All-Border Conference pick (1947-49), as well as a two-time AP All-American. He led the way for Fred Wendt's NCAA record-setting 1,546 yards rushing in 1948.



SEAN KUGLER | 1985-88

One of the reasons the Miners had such a prolific passing attack during the late 1980s was his pass blocking. Also helped the 1988 team post a 10-3 record and play in the Independence Bowl. Offseason accident prevented an NFL career. Served as the Miners' head coach from 2013-17.



JOE MACESKER | 1983-86

May be one of the biggest men ever to put on a UTEP uniform (6-7, 307). He also played with the San Diego Chargers.



DARRYL MOORE | 1990-91

Many feel he was one of the best offensive linemen to play at UTEP in recent years. Had the size, quickness and strength needed to play the game. Good pass blocker.



THURMAN RANDLE | 1966-67

One of the many reasons the Miners had outstanding teams during the mid-1960s. At 6-6, 266, he was an excellent pass blocker. Played briefly in the NFL with Atlanta.



ROB SESICH | 1988-91


Big, intelligent young man who was named to the All-WAC offensive team. Blocked well for both the pass and run. Named to the WAC All-Academic team for four years. Named GTE Academic All-American and was awarded an NCAA Post Graduate Scholarship.



JAMES SPADY | 1985-88

Four-year starter and two-time All-WAC center, although he wasn't the biggest man on the field at any time. Carried 230 pounds on a 6-2 frame and helped his 1988 team finish 10-3.

DEFENSIVE LINE




DON CROFT | 1968-71

Developed into an outstanding player during his three years (1969-71). Later picked up his paychecks from the Buffalo Bills of the NFL.



GEORGE DANAY | 1965-67

Although he played on the defensive line at UTEP (1965-67), he was moved to center by the Kansas City Chiefs, where he played for seven years before retiring due to a neck injury. Helped the Chiefs win the Super Bowl in 1970. Came to UTEP when Detroit dropped its football program. Played in two Sun Bowl games. Daney and Fred Carr are UTEP's only first round draft picks.



WAYNE HANSEN | 1947-49

Played at UTEP for three years in the late 1940s before moving on to the NFL, first with the Bears and later with the Cowboys. Hansen was the center and nose tackle for the Miners from 1947-49, earning All-Border Conference honors as a senior. Old-time observers still rate him as one of the best in the school's history.



CHRIS MINEO | 2002-05

Was on his way to a blockbuster senior year (2005) with eight tackles for losses and six sacks in the first four games, before injuring his ankle and missing most of the remainder of the season. Still deserves a spot among the all-time greats by ranking second in career sacks (16.5) and tied for 10th in tackles for losses (30.5) at UTEP. Signed a free agent contract with the Washington Redskins in the spring of 2006.



CARLOS SCOTT | 1978-81

One of the strongest players ever to come out of UTEP, where he was a two-sport letterman. Helped the Miners win track national championships with his shot put and discus skills. Was drafted by St. Louis of the NFL and Arizona of the USFL. Played for a time with the Cardinals.




T MINER GREATS



JOE TERRY | 1984-87

Quick athlete who played for two different coaching staffs. His last year (1987) produced seven wins, most during his career. Good pass rusher. His hard work paid off, as Terry landed first team All-WAC honors as a senior.



TONY TOLBERT | 1986-88


Completely lost on the depth chart until Bob Stull arrived and his talents were quickly recognized. By his senior season (1988) he had become a force for the defensive unit. A member of the 1992-93 Super Bowl champion Dallas Cowboys.



BRIAN YOUNG | 1995-99

Chosen the 1999 WAC Defensive Player of the Year, then picked by the St. Louis Rams in the 2000 NFL Draft. Led the Rams to Super Bowl XXXIV in 2001. Had 16 tackles for losses as a senior, tied for fourth in school annals. El Paso native ended his Miner career with 14.5 sacks and 32 stops for losses, totals which rate sixth in school history.

LINEBACKERS



HAL BARNETT | 1975-76

He recorded 407 career tackles from 1974-76 from his middle linebacker position. Had 185 tackles in 1975, the second-best seasonal output in school annals. He had 107 solo tackles and another 78 assisted, averaging 16.8 tackles per game. He also had 28 tackles for loss during his career, with 13 coming in 1975.




FRED CARR | 1965-67

Would be hard to start this part of the program without this guy, probably the best overall linebacker in the school's history. He was equally tough in the NFL while a member of the Packers. Named All-Pro three times, and the Pro Bowl MVP in 1975. Carr led the Miners to a pair of Sun Bowl wins in 1965 and 1967. In 1968, he became the highest overall draft pick in school history, when the Green Bay Packers selected him fifth overall in the first round. Carr was inducted into the Green Bay Packer Hall of Fame in 1983.



MICHEAL COMER | 1993-96

Made his collegiate debut as a freshman in 1993 with 15 tackles, 11 of those solos, at North Carolina. By the time he completed his career in 1996, Comer ranked sixth all-time at UTEP with 437 tackles. In 1995, he amassed 152 tackles. Comer was a first team All-WAC selection in 1995 and 1996, and second team in 1994. Signed a free agent contract in 1997 with Arizona. Nearly lost his life in a car accident in 1999 before miraculously returning to UTEP and earning his degree in 2008. He passed away in June, 2018.



THOMAS HOWARD | 2002-05

Quite the success story, he started his Miner career as a 190-pound walk-on defensive back. He metamorphosed into a 240-pound linebacker and was taken by Oakland in the second round of the 2006 NFL Draft -- UTEP's highest selection in 37 years. Played in the NFL for eight years prior to his untimely passing at the age of 30 in an auto accident. Chosen the preseason defensive player of the year in the Lone Star State by Dave Campbell's Texas Football magazine heading into his senior year -- the first Miner player to be recognized in the 46-year history of the prestigious publication.



GENE JACKSON | 1965-66

He is being listed as a linebacker but in those days (1965-66) he probably would have been called a defensive end. Today he'd be listed as an outside linebacker at UTEP. At any rate, he carried his talents to the NFL where he played for a period with the Browns.



SETH JOYNER | 1982-85

Another player who should be at the top of the list. Came to UTEP as an undersized walk-on. Hours in the weight room helped him and the team. Had 325 takedowns in his career. Considered to be one of the NFL's top linebackers in the 1990s.



GENE MACK | 1968-70

After he left the UTEP program following the 1970 season, he played several years in the Canadian League.



DOUG MORGAN | 1986-89

Another walk-on who made good. Came to UTEP as a defensive back but was moved to linebacker by the Bob Stull staff. Left UTEP as the all-time tackle leader with 523 stops during his career (1986-89), and now ranks second.



ROBERT RODRIGUEZ | 2001-04

One of the more popular players in school history, El Paso native put up monster numbers on the field. Ended his career with a whopping 443 tackles -- fifth in school history -- and led the WAC in tackles three of his four seasons. Chosen the WAC Defensive Player of the Year as a senior after logging 121 stops, including 16 for losses. Signed as a free agent with Tennessee in the NFL.



KEN SALE | 1988-89

Teamed with Doug Morgan to give the Miners an excellent linebacking corps for two years (1988-89). Good pass defender and intercepted three passes against Dan McGwire and San Diego State in 1989.



BARRON WORTHAM | 1990-93

Perhaps one of the best to play at UTEP in many years. Named to various All-America teams as a senior (1993) despite being on a team which won only one game. Established the Miner career record for tackles (566). Was chosen by the Houston Oilers in the 1994 NFL Draft.

DEFENSIVE BACKS




RON BOSTWICK | 1962-65

Played the run very well but he also could sniff out the pass, intercepting seven balls in 1965, the year the Miners beat TCU in the Sun Bowl. Had 13 career interceptions.



GERALD CAMPBELL | 1949-51

Played at a time (1949-51) when the passing game hadn't hit its popularity. Still, he made 10 career interceptions, including five in 1950.



GRADY CAVNESS | 1966-68


Had 11 career interceptions (1966-68) and played the run extremely well. First team All-WAC selection who played for a time with the Denver Broncos.



QUINTIN DEMPS | 2004-07


Closed out his career with 17 interceptions for 404 yards, figures which rank second and first respectively on the school charts. Also tied for first in UTEP annals with three interceptions for touchdowns. Set an NCAA record by returning two kickoff returns for 100 yards as a senior. Made numerous game-changing plays during his Miner career. Forced a fumble in the second overtime to preserve UTEP's 35-28 win over Rice in 2004, and sealed the Miners' 44-41 triumph over Houston in 2005 -- also in 2 OTs -- with an interception of Cougar QB Kevin Kolb.

T MINER GREATS



EDDIE FORKERWAY | 1976-79

Was never a member of a winning team (1976-79) yet he still managed to intercept 10 career passes, including seven in 1978. He had 111 return yards during his career.




DANNY TAYLOR | 1982-85

Had five interceptions in 1985 including two against BYU, the night the Miners upset the defending national champions. Had seven career interceptions.



D.J. WALKER | 1999-02

Picked off 16 enemy passes, third in school history, in four seasons with the Miners (1999-02). Credited with 283 tackles during his career. Led the WAC in tackles his senior year with 116. Earned All-Conference recognition for three years and rated sixth in the country in solo stops in 2002.



ADRIAN WARD | 2003-04


Junior college transfer made the most of his two years in a Miner uniform, putting up 98 tackles, eight interceptions and 18 pass break-ups. Garnered first team All-WAC honors as a part of UTEP's eight-win squad in 2004, and was selected by Minnesota in the NFL Draft.



CHARLIE WEST | 1965-67

Could have played on either side of the ball but the coaching staff (1965-67) used his considerable skills in the secondary, although he often was used in obvious passing situations. Still holds school records for career (19), season (11) and game (four) interceptions. Also returned punts. Taken in the baseball and NFL drafts. Played in the NFL for a dozen years.

KICKERS



BRYCE BENEKOS | 2001-04

Closed out his career ranked second in school history in punts (254) and punting yardage (10,468). Had a 41.2-yard career punting average, including 44.1 as a junior and senior. Coming off a first team All-WAC senior year, agreed to a free agent deal with the NFL's Green Bay Packers.



RICKY BISHOP | 1997-00

Born in Germany, Bishop was a soccer player first and took up place-kicking in high school. He was a three-time All-WAC performer and a semifinalist for the Lou Groza Award as a sophomore. For his career, Bishop connected on 96 of 103 point-after attempts (.932) and 42 of 58 field goals (.724). He closed out his four-year stay with the school kicking record (222 points), and now ranks third in that category.



ED BUNN | 1991-92

First UTEP player ever named to the Walter Camp All-America team (1992). In 1992, he averaged 47.7 yards on his 41 punts to lead all NCAA punters. Won the AT&T Long Distance award for best punting in the nation in 1992. Also was chosen to the All-WAC team.



IAN CAMPBELL | 2010-12

Established himself as one of the top punters in the country after transferring to UTEP from Mt. San Antonio College for the 2010 season. Boomed 165 punts for 7,328 yards (44.4 avg). Ranked fourth nationally in punting as a junior, when he was a Ray Guy Award semifinalist.



HUGO CASTELLANOS | 1984-87

Left UTEP as the all-time leader in field goals (38 - now ranks fourth) and ranks fourth in career field goal percentage, hitting 38 of 51 (.745). He also nailed 11 of 14 (.786) in 1984. Castellanos also converted 75 of 79 career PATs.



CHRIS JACKE | 1984-86,88

Had an All-America season in 1988 when he nailed 25 field goals and 48 PATs. Jacke was near-perfect in 1988, connecting on 48 of 48 point-after attempts and hitting 25 of 27 field goal attempts. He hit four field goals against Colorado State in 1988, the season he scored 123 points. Finished with 156 points in his career. First kicker taken in the 1989 NFL Draft and was a member of the 1997 Super Bowl champion Green Bay Packers.



JOSE MARTINEZ | 2007-08

Possessed one of the strongest legs in college football history, as evidenced by his 64-yard field goal versus UCF in 2008. That was the second-longest kick without a tee in NCAA history. A two-time first team All-Conference USA performer who left school as the Miners' all-time leader for points per game (8.3).



JAY MATTOX | 2013-16

Finished his four-year career at UTEP ranked second for career points (257) by a kicker and third overall. Mattox connected on 137 PATs to rank tied no. 1 on the school's all-time list. He also nailed 40 career field goals, the third-top total in program history. Mattox's 82 points in 2014 rank tied for sixth best, while his 43 PATs rank fifth most on the single-season list.



OWEN PRICE | 1938-41

Another player that was considered the triple threat - rushing, passing and punting. But it was his punting exploits that earned him acclaim. He led the nation in punting in 1940 (48.0) and 1941 (45.3). Against New Mexico State in 1940, Price rushed for 180 yards and three touchdowns. Price set the NCAA record for passing completions and attempts, when he completed 29 of 55 passes against Loyola-Marymount in 1941. He was Ken Heineman's backup in 1938. Between the two, the Miners earned All-America honors from the quarterback position for five straight years (1937-41).



REAGAN SCHNEIDER | 2003-06

UTEP's all-time leader for kicking scoring (287 points), field goals (50) and PATs (137). Ranks fourth in PAT percentage (.972), second in scoring, and third in field goal percentage (.746) on the school charts. Earned first team All-Conference USA honors in 2006, when he was 16-for-20 on field goals and 34-for-37 on PATs. A standout in the classroom as well, he was appointed to the inaugural National Football Foundation and College Hall of Fame National Honor Society.



JERRY WADDLES | 1966-68

Still ranks as the school's No. 10 PAT scorer, hitting 61 (1966-68). He kicked 30 PATs in 1967 and still holds the record for most PATs in a game (nine).



SCOTT WEDELL | 1981-83

Scored 165 points in his career. Kicked 35 field goals at UTEP, the sixth-top total in school history, for teams that won a total of six games. Longest field goal was a 58-yarder at Wyoming (1981), a school record which stood for 21 years. He also nailed a 57-yard field goal against BYU in 1982.



MARSHALL YOUNG | 1992-95

A two-time All-WAC kicker, connecting on 97 of 100 career PATs and 35 of 51 field goals. His 202 points rank fourth among kickers.

GAME-BY-GAME LEADERS

1950

| DATE | OPPONENT | RUSH (ATT-YDS-TD) | PASS (COMP-ATT-INT-TD-YDS) | REC (REC-YDS-TD) | P (ATT-YDS, AVG.) | FG (FGM YDS) | TACKLES (TOTAL) |
|----------|------------------|--------------------------|---|---|----------------------------|--------------|-----------------|
| 9/16/50 | at Cincinnati | James Williams (7-49-0) | Bill McWilliams (2-11-2-0-13) | Jack Wilkinson (1-8-0) | John Connell (6-242, 40.3) | None | N/A |
| 9/23/50 | New Mexico State | Lee Cargile (8-95-1) | Ralph Brewster (5-9-0-1-80) | James Hammond (1-38-1) Jack Wilkinson (3-38-0) | John Connell (6-261, 43.5) | None | N/A |
| 10/7/50 | Idaho | Harvey Gabrel (12-114-1) | Ralph Brewster (3-5-0-0-71) | Lee Cargile (1-36-0) | Bill Chesak (2-83, 41.5) | None | N/A |
| 10/14/50 | Arizona | Harvey Gabrel (23-125-1) | Ralph Brewster (0-2-0-0-0) Bill McWilliams (0-1-0-0-0) | None | John Connell (5-208, 41.6) | None | N/A |
| 10/21/50 | at New Mexico | Tom Steele (11-110-2) | Bill McWilliams (4-13-1-1-128) | Lee Cargile (2-51-0) | John Connell (7-247, 35.3) | None | N/A |
| 10/28/50 | at Texas Tech | Tom Steele (9-127-1) | Ralph Brewster (0-2-1-0-0) Bill McWilliams (2-8-2-0-0) | Jim Davis (1-1-0) Tom Steele (1-(-1)-0) | John Connell (5-173, 34.6) | None | N/A |
| 11/4/50 | West Texas State | Tom Steele (4-59-1) | Gene Harding (5-16-1-1-71) | Bill McWilliams (5-67-1) | John Connell (5-227, 45.4) | None | N/A |
| 11/11/50 | Hardin-Simmons | James Hammond (15-88-1) | Ralph Brewster (3-6-1-1-90) | Cordell McGraw (1-39-1) | John Connell (4-147, 36.8) | None | N/A |
| 11/25/50 | West Virginia | Lee Cargile (21-174-0) | Ralph Brewster (4-5-0-0-92) | John Connell (4-75-2) | John Connell (1-39, 39.0) | None | N/A |
| 12/1/50 | at Hawaii | James Hammond (15-120-0) | Bill McWilliams (8-15-1-4-175) | Lee Cargile (4-87-3) | John Connell (4-176, 44.0) | None | N/A |

1951

| DATE | OPPONENT | RUSH (ATT-YDS-TD) | PASS (COMP-ATT-INT-TD-YDS) | REC (REC-YDS-TD) | P (ATT-YDS, AVG.) | FG (FGM YDS) | TACKLES (TOTAL) |
|----------|----------------------|---|------------------------------------|---|----------------------------|--------------|-----------------|
| 9/22/51 | North Texas | Dick Shinaut (14-80-0) | Dick Shinaut (8-26-0-0-102) | Clovis Riley (2-43-0) | John Connell (4-170, 42.5) | None | N/A |
| 9/29/51 | New Mexico State | John Connell (18-105-1) | Dick Shinaut (3-7-1-1-53) | Jimmy Walker (2-35-0) | Dick Shinaut (1-44, 44.0) | None | N/A |
| 10/6/51 | at Abilene Christian | John Connell (11-26-1) Jimmy Williams (6-26-0) | Billy Bob Plumbley (4-10-1-1-63) | Jimmy Walker (2-39-0) | John Connell (6-245, 40.8) | None | N/A |
| 10/13/51 | at Arizona | John Connell (17-97-1) | Billy Bob Plumbley (11-16-0-1-128) | Jimmy Walker (5-45-0) | John Connell (8-280, 35.0) | None | N/A |
| 10/20/51 | New Mexico | Clovis Riley (17-82-1) | Billy Bob Plumbley (8-14-0-2-107) | Edward Ammons (1-42-0) Clovis Riley (4-42-2) | John Connell (5-221, 44.2) | None | N/A |
| 10/27/51 | at Cincinnati | Billy Bob Plumbley (4-37-0) | Billy Bob Plumbley (20-36-6-3-194) | Jimmy Walker (11-101-3) | John Connell (5-184, 36.8) | None | N/A |
| 11/3/51 | Texas Tech | Clovis Riley (15-94-0) | Billy Bob Plumbley (9-19-2-0-101) | Jack Burris (2-41-0) | John Connell (6-208, 34.7) | None | N/A |
| 11/9/51 | at Hardin-Simmons | Clovis Riley (11-46-0) | Billy Bob Plumbley (10-19-5-0-132) | Jimmy Walker (7-101-0) | John Connell (7-239, 34.1) | None | N/A |
| 11/17/51 | Arizona State | Clovis Riley (14-45-1) | Billy Bob Plumbley (3-7-1-0-55) | Jimmy Walker (4-38-0) | Dick Shinaut (2-80, 40.0) | None | N/A |
| 11/24/51 | at West Texas State | Jack Burris (16-67-1) | Dick Shinaut (4-13-2-0-29) | Jimmy Walker (3-20-0) | Dick Shinaut (9-314, 34.9) | None | N/A |

1952

| DATE | OPPONENT | RUSH (ATT-YDS-TD) | PASS (COMP-ATT-INT-TD-YDS) | REC (REC-YDS-TD) | P (ATT-YDS, AVG.) | FG (FGM YDS) | TACKLES (TOTAL) |
|----------|---------------------|---|------------------------------|---------------------------|----------------------------|-------------------|-----------------|
| 9/20/52 | North Texas | Jack Burris (7-22-0) Jesse Whittenton (6-22-0) | Dick Shinaut (13-26-1-2-204) | Gene Odell (6-91-1) | Dick Shinaut (6-181, 45.3) | None | N/A |
| 9/27/52 | Sul Ross | Jesse Whittenton (10-45-1) | Dick Shinaut (12-23-1-2-213) | Gene Odell (6-99-0) | Dick Shinaut (3-111, 37.0) | None | N/A |
| 10/4/52 | Hawaii | Clovis Riley (17-134-1) | Dick Shinaut (8-13-0-2-145) | Gene Odell (3-85-1) | Dick Shinaut (4-188, 47.0) | None | N/A |
| 10/11/52 | at Texas Tech | Clovis Riley (17-78-1) | Dick Shinaut (10-22-1-2-155) | Gene Odell (4-101-1) | Dick Shinaut (7-279, 39.9) | None | N/A |
| 10/18/52 | at New Mexico State | Clovis Riley (21-115-2) | Dick Shinaut (5-16-1-0-53) | Jesse Whittenton (2-30-0) | Dick Shinaut (5-178, 35.6) | None | N/A |
| 10/25/52 | New Mexico | Jack Burris (10-78-0) | Dick Shinaut (9-19-0-0-113) | Jesse Whittenton (3-63-0) | Dick Shinaut (7-279, 39.9) | None | N/A |
| 11/1/52 | at Midwestern | Clovis Riley (8-76-2) | Dick Shinaut (2-8-0-0-3) | Gene Odell (2-3-0) | Dick Shinaut (9-408, 45.3) | None | N/A |
| 11/8/52 | Hardin-Simmons | Jesse Whittenton (15-100-0) | Dick Shinaut (6-12-0-2-116) | Gene Odell (3-64-1) | Dick Shinaut (8-273, 34.1) | None | N/A |
| 11/15/52 | Arizona | Jesse Whittenton (19-79-0) | Dick Shinaut (15-34-4-0-144) | Jack Burris (4-66-0) | Dick Shinaut (8-346, 43.3) | None | N/A |
| 11/22/52 | at Arizona State | Clovis Riley (20-67-0) | Dick Shinaut (15-25-5-0-167) | John Birkhead (6-56-0) | Dick Shinaut (4-129, 32.3) | None | N/A |
| 11/27/52 | West Texas State | Clovis Riley (15-49-0) | Dick Shinaut (7-10-2-3-157) | Bill Medart (3-64-1) | Dick Shinaut (5-171, 34.2) | Dick Shinaut (13) | N/A |

1953

| DATE | OPPONENT | RUSH (ATT-YDS-TD) | PASS (COMP-ATT-INT-TD-YDS) | REC (REC-YDS-TD) | P (ATT-YDS, AVG.) | FG (FGM YDS) | TACKLES (TOTAL) |
|----------|---------------------|---------------------------|----------------------------------|---------------------------|----------------------------|-------------------|-----------------|
| 9/19/53 | Sul Ross | Clovis Riley (7-89-0) | Dick Shinaut (6-11-2-0-84) | Gene Odell (3-67-0) | Dick Shinaut (4-175, 43.8) | None | N/A |
| 9/26/53 | Texas Tech | Hugh Harman (15-82-1) | Billy Bob Plumbley (6-15-0-0-53) | Jesse Whittenton (3-36-0) | John Howle (6-211, 35.2) | None | N/A |
| 10/3/53 | Arizona State | Clovis Riley (11-51-1) | Billy Bob Plumbley (6-12-0-1-58) | Gene Odell (3-32-1) | John Howle (6-199, 33.2) | None | N/A |
| 10/17/53 | NMSU | Clovis Riley (10-59-3) | Dick Shinaut (9-14-0-2-118) | Bobby Dirmeyer (2-36-1) | Dick Shinaut (2-72, 36.0) | None | N/A |
| 10/24/53 | North Texas | Clovis Riley (14-160-1) | Billy Bob Plumbley (4-9-0-1-47) | John Howle (3-36-1) | John Howle (4-153, 38.3) | None | N/A |
| 10/31/53 | Midwestern | Reeves Tevis (4-45-1) | Dick Shinaut (13-21-0-0-143) | Gene Odell (4-48-0) | Dick Shinaut (1-39, 39.0) | None | N/A |
| 11/7/53 | at Hardin-Simmons | Clovis Riley (14-60-0) | Dick Shinaut (4-8-1-1-52) | Bill Medart (1-27-1) | Dick Shinaut (3-92, 30.7) | None | N/A |
| 11/14/53 | at Arizona | Clovis Riley (12-72-0) | Dick Shinaut (8-12-0-0-88) | Clovis Riley (3-29-0) | John Howle (2-82, 41.0) | None | N/A |
| 11/28/53 | at West Texas State | Jesse Whittenton (4-70-1) | Dick Shinaut (10-19-2-2-216) | Gene Odell (7-162-1) | Dick Shinaut (3-131, 43.7) | None | N/A |
| 1/1/54 | Southern Miss | Clovis Riley (12-112-1) | Dick Shinaut (11-17-0-2-158) | John Howle (4-76-1) | Dick Shinaut (5-140, 28.0) | Dick Shinaut (25) | N/A |

1954

| DATE | OPPONENT | RUSH (ATT-YDS-TD) | PASS (COMP-ATT-INT-TD-YDS) | REC (REC-YDS-TD) | P (ATT-YDS, AVG.) | FG (FGM YDS) | TACKLES (TOTAL) |
|----------|---------------------|-----------------------------|----------------------------------|---|--------------------------|--------------|-----------------|
| 9/18/54 | Sul Ross | Reeves Tevis (16-81-2) | Jesse Whittenton (8-16-1-2-112) | John Howle (4-46-0) | John Howle (2-94, 47.0) | None | N/A |
| 9/25/54 | McMurry | Jesse Whittenton (14-60-1) | Jesse Whittenton (5-7-0-1-72) | Bobby Coleman (1-31-1) John Howle (3-31-0) | John Howle (3-103, 34.3) | None | N/A |
| 10/2/54 | at Arizona State | Hugh Harman (14-40-1) | Jesse Whittenton (12-17-1-1-144) | John Howle (6-71-0) | John Howle (2-82, 41.0) | None | N/A |
| 10/9/54 | at Texas Tech | Bob Forrest (10-72-1) | Jesse Whittenton (6-16-0-0-69) | Hugh Harman (1-22-0) | John Howle (6-173, 28.8) | None | N/A |
| 10/16/54 | Trinity (Texas) | Jesse Whittenton (13-72-0) | Jesse Whittenton (5-15-4-0-44) | John Howle (2-25-0) | John Howle (2-83, 41.5) | None | N/A |
| 10/23/54 | at North Texas | Jesse Whittenton (14-48-0) | Jesse Whittenton (0-2-0-0-0) | None | John Howle (5-226, 45.2) | None | N/A |
| 10/30/54 | at New Mexico State | Reeves Tevis (16-68-0) | Berman Corbell (8-12-1-0-122) | John Howle (7-115-1) | John Howle (1-57, 57.0) | None | N/A |
| 11/6/54 | Hardin-Simmons | Glen Brown (6-68-0) | Jesse Whittenton (1-11-1-0-26) | John Howle (1-26-0) | John Howle (6-204, 34.0) | None | N/A |
| 11/13/54 | Arizona | Jesse Whittenton (11-153-2) | Jesse Whittenton (4-11-0-1-56) | Dick Forrest (3-51-1) | John Howle (2-70, 35.0) | None | N/A |
| 11/25/54 | West Texas State | Reeves Tevis (10-92-1) | Jesse Whittenton (4-16-1-0-54) | John Howle (2-28-0) | John Howle (3-88, 29.3) | None | N/A |
| 1/1/55 | Florida State | Bob Forest (5-72-0) | Jesse Whittenton (7-13-0-3-138) | Rusty Rutledge (3-88-2) | John Howle (4-176, 44.0) | None | N/A |

GAME-BY-GAME LEADERS

1955

| DATE | OPPONENT | RUSH (ATT-YDS-TD) | PASS (COMP-ATT-INT-TD-YDS) | REC(REC-YDS-TD) | P(ATT-YDS, AVG.) | FG (FGM YDS) | TACKLES (TOTAL) |
|----------|--------------------|----------------------------|----------------------------------|-----------------------|-----------------------------|--------------|-----------------|
| 9/24/55 | North Texas | Reeves Tevis (10-120-0) | Jesse Whittenton (1-5-1-0-7) | Dick Forrest (1-7-0) | John Howle (3-96, 32.0) | None | N/A |
| 10/1/55 | at New Mexico | Bob Forrest (8-125-1) | Jesse Whittenton (3-9-0-1-27) | Dick Forrest (2-17-0) | John Howle (1-49, 49.0) | None | N/A |
| 10/8/55 | Texas Tech | Rusty Rutledge (6-93-1) | Jesse Whittenton (3-12-1-2-67) | Don Maynard (2-96-1) | Berman Corbell (1-41, 41.0) | None | N/A |
| 10/15/55 | at Arizona | Rusty Rutledge (12-65-1) | Jesse Whittenton (6-13-0-0-68) | John Howle (3-42-0) | Berman Corbell (2-71, 35.5) | None | N/A |
| 10/22/55 | at Wichita | Reeves Tevis (9-28-0) | Jesse Whittenton (8-15-1-1-98) | Dick Forrest (2-57-0) | John Howle (6-190, 31.7) | None | N/A |
| 10/29/55 | New Mexico State | Bob Forrest (7-45-1) | Jesse Whittenton (3-6-0-1-79) | Reeves Tevis (1-59-1) | John Howle (2-88, 44.0) | None | N/A |
| | | Don Maynard (3-45-2) | | | | | |
| 11/4/55 | at Hardin-Simmons | Bob Forrest (7-23-1) | Jesse Whittenton (11-21-3-0-159) | Dick Forrest (6-93-0) | John Howle (4-135, 33.8) | None | N/A |
| 11/12/55 | Arizona State | Don Maynard (6-35-1) | Jesse Whittenton (4-8-0-1-109) | Dick Forrest (1-90-1) | John Howle (5-229, 45.8) | None | N/A |
| | | Rusty Rutledge (8-35-0) | | | | | |
| 11/19/55 | West Texas State | Jesse Whittenton (10-57-0) | Jesse Whittenton (4-11-1-0-53) | John Howle (2-30-0) | John Howle (6-220, 36.7) | None | N/A |
| 11/26/55 | at Trinity (Texas) | Jimmy Bevers (14-48-1) | Jesse Whittenton (7-13-1-1-113) | Don Maynard (2-56-0) | John Howle (3-61, 20.3) | None | N/A |

1956

| DATE | OPPONENT | RUSH (ATT-YDS-TD) | PASS (COMP-ATT-INT-TD-YDS) | REC(REC-YDS-TD) | P(ATT-YDS, AVG.) | FG (FGM YDS) | TACKLES (TOTAL) |
|----------|---------------------|-------------------------|----------------------------|--------------------------|-----------------------------|---------------------|-----------------|
| 9/22/56 | at Texas Tech | Don Maynard (10-40-0) | Bob Laraba (4-9-0-0-88) | Rusty Rutledge (2-53-0) | Bob Laraba (1-63, 63.0) | Berman Corbell (10) | N/A |
| 9/29/56 | Abilene Christian | Bob Forrest (15-63-0) | Bob Laraba (2-10-0-1-70) | Hugh Harman (1-56-1) | Bob Laraba (2-71, 35.5) | None | N/A |
| 10/6/56 | New Mexico | Jimmy Bevers (8-121-3) | Bob Laraba (5-11-2-0-61) | Jack Gothard (3-41-0) | Willie Vasquez (2-76, 38.0) | None | N/A |
| 10/13/56 | Arizona | Jimmy Bevers (9-57-1) | Bob Laraba (4-6-1-1-106) | Don Maynard (2-96-1) | Charles Ward (1-47, 47.0) | None | N/A |
| 10/20/56 | at North Texas | Jimmy Bevers (8-56-0) | Bob Laraba (4-11-2-0-132) | Jimmy Bevers (2-58-0) | Bob Laraba (4-134, 33.5) | None | N/A |
| 10/26/56 | New Mexico State | Bob Forrest (6-85-2) | Bob Forrest (3-3-0-0-95) | Don Maynard (3-63-1) | Bob Laraba (1-54, 54.0) | Berman Corbell (32) | N/A |
| 11/3/56 | Hardin-Simmons | Jimmy Bevers (16-86-1) | Bob Laraba (4-7-0-1-86) | Dick Forrest (4-81-1) | Charles Ward (1-32, 32.0) | Thurman Hobbs (20) | N/A |
| 11/10/56 | at Arizona State | Jimmy Bevers (16-106-1) | Bob Laraba (0-3-0-0-0) | None | Bob Laraba (5-191, 38.2) | None | N/A |
| 11/17/56 | at West Texas State | Charles Ward (10-86-0) | Bob Forrest (3-6-1-2-94) | Don Maynard (1-44-1) | Bob Laraba (4-168, 42.0) | Thurman Hobbs (44) | N/A |
| 11/24/56 | Trinity (Texas) | Bob Forrest (10-118-3) | Caesar Fulton (2-3-0-1-53) | Stanley Pursley (1-27-1) | Charles Ward (3-115, 38.3) | None | N/A |
| 1/1/57 | George Washington | Bob Forest (14-49-0) | Bob Forrest (2-7-1-0-22) | Jimmy Bevers (1-16-0) | Bob Laraba (8-272, 34.0) | None | N/A |

1957

| DATE | OPPONENT | RUSH (ATT-YDS-TD) | PASS (COMP-ATT-INT-TD-YDS) | REC(REC-YDS-TD) | P(ATT-YDS, AVG.) | FG (FGM YDS) | TACKLES (TOTAL) |
|----------|--------------------|-----------------------------|----------------------------|------------------------|------------------------------|--------------|-----------------|
| 9/21/57 | North Texas | Jimmy Bevers (11-72-0) | Bob Laraba (3-4-0-1-65) | Don Maynard (2-58-1) | Bob Laraba (1-41, 41.0) | None | N/A |
| 9/28/57 | West Texas | Charles Ward (9-86-1) | Bob Laraba (2-6-0-0-25) | Jimmy Bevers (1-18-0) | Willie Vasquez (4-154, 38.5) | None | N/A |
| 10/5/57 | at New Mexico | Jimmy Bevers (18-54-0) | Bob Laraba (7-12-0-1-47) | Jack Gothard (4-37-0) | Bob Laraba (4-128, 32.0) | None | N/A |
| 10/12/57 | Texas Tech | Bob Forrest (9-82-2) | Bob Laraba (1-3-1-0-15) | Don Maynard (1-15-0) | Charles Ward (4-148, 37.0) | None | N/A |
| 10/26/57 | New Mexico State | Bob Forrest (11-92-1) | Bob Laraba (3-5-0-2-86) | Don Maynard (2-66-2) | Charles Ward (1-32, 32.0) | None | N/A |
| 11/2/57 | at Hardin-Simmons | Bob Forrest (8-68-1) | Bob Forrest (5-8-0-1-81) | Don Maynard (2-63-1) | Willie Vasquez (1-23, 23.0) | None | N/A |
| 11/9/57 | Arizona State | Don Maynard (7-49-0) | Bob Forrest (4-7-0-0-47) | Bobby Coleman (2-23-0) | Bob Laraba (4-158, 39.5) | None | N/A |
| 11/16/57 | at Arizona | Charles Bradshaw (15-121-1) | Bob Laraba (8-13-1-5-211) | Don Maynard (2-61-0) | Bob Laraba (2-66, 33.0) | None | N/A |
| 11/23/57 | at Trinity (Texas) | Bob Forrest (12-45-0) | Bob Laraba (2-4-1-0-33) | Charles Ward (2-33-0) | Charles Ward (3-112, 37.3) | None | N/A |

1958

| DATE | OPPONENT | RUSH (ATT-YDS-TD) | PASS (COMP-ATT-INT-TD-YDS) | REC(REC-YDS-TD) | P(ATT-YDS, AVG.) | FG (FGM YDS) | TACKLES (TOTAL) |
|----------|---------------------|----------------------------|-----------------------------|---------------------------|---------------------------|--------------|-----------------|
| 9/20/58 | at North Texas | Charles Bradshaw (14-43-0) | Bob Laraba (4-8-1-0-27) | Charles Bradshaw (2-19-0) | Bob Laraba (4-141, 35.2) | None | N/A |
| 9/27/58 | New Mexico | Charles Bradshaw (20-67-0) | Bob Laraba (5-10-1-0-130) | Lee Allen Jones (3-76-0) | Bob Laraba (3-115, 38.2) | None | N/A |
| 10/4/58 | Abilene Christian | Charles Bradshaw (16-65-0) | John Furman (3-8-2-1-53) | Lee Allen Jones (3-53-1) | John Furman (4-183, 45.8) | None | N/A |
| 10/11/58 | at West Texas State | Charles Bradshaw (9-67-0) | Bob Laraba (4-6-0-1-98) | Jimmy Bevers (2-70-0) | Bob Laraba (7-288, 41.1) | None | N/A |
| 10/25/58 | at New Mexico State | Jimmy Bevers (13-95-0) | John Furman (1-2-1-0-13) | Paul Paxson (1-13-0) | Bob Laraba (4-196, 49.0) | None | N/A |
| 10/11/58 | at West Texas State | Charles Bradshaw (8-69-0) | Bob Laraba (4-6-0-1-105) | Jimmy Bevers (1-50-0) | John Furman (4-147, 36.8) | None | N/A |
| 11/1/58 | Hardin-Simmons | Charles Bradshaw (17-59-0) | Bob Laraba (3-12-0-0-68) | Lee Allen Jones (3-58-0) | Bob Laraba (4-163, 40.8) | None | N/A |
| 11/15/58 | Arizona | Larry Meeks (7-73-0) | John Furman (5-18-1-0-75) | Larry Meeks (1-32-0) | Bob Laraba (1-43, 43.0) | None | N/A |
| 11/22/58 | Trinity (Texas) | John Furman (12-56-0) | John Furman (15-28-2-0-124) | Larry Meeks (2-33-0) | John Furman (4-136, 34.0) | None | N/A |
| | | | | | Bob Laraba (2-68, 34.0) | | |

1959

| DATE | OPPONENT | RUSH (ATT-YDS-TD) | PASS (COMP-ATT-INT-TD-YDS) | REC(REC-YDS-TD) | P(ATT-YDS, AVG.) | FG (FGM YDS) | TACKLES (TOTAL) |
|----------|-------------------|-----------------------------|-----------------------------|--------------------------|------------------------------|----------------|-----------------|
| 9/19/59 | Mexico | Charles Bradshaw (17-106-1) | John Furman (5-7-1-1-96) | Paul Paxson (3-67-1) | Tilmon Kirby (1-53, 53.0) | None | N/A |
| 9/26/59 | North Texas | Kent Babb (12-55-0) | John Furman (3-4-0-0-39) | Glenn Reed (1-24-0) | Willie Vasquez (6-278, 46.3) | None | N/A |
| 10/3/59 | at New Mexico | Jackie Meeks (3-39-1) | John Furman (11-23-1-0-99) | Gene Williams (1-26-0) | Willie Vasquez (5-269, 53.8) | None | N/A |
| 10/10/59 | West Texas State | Charles Bradshaw (12-74-0) | John Furman (3-15-2-1-62) | Kent Babb (1-41-1) | Willie Vasquez (4-161, 40.3) | None | N/A |
| 10/17/59 | Trinity (Texas) | Kent Babb (13-63-0) | John Furman (14-30-2-3-178) | Jackie Meeks (3-60-1) | Willie Vasquez (2-88, 44.0) | None | N/A |
| 10/24/59 | New Mexico State | Charles Bradshaw (13-77-1) | John Furman (7-16-0-0-86) | Manlio DeSantis (2-48-1) | John Furman (4-134, 33.5) | None | N/A |
| 10/31/59 | at Hardin-Simmons | Charles Bradshaw (10-28-0) | John Furman (11-20-0-1-107) | Manlio DeSantis (4-61-2) | John Furman (3-132, 44.0) | None | N/A |
| 11/7/59 | Arizona State | Charles Bradshaw (13-48-0) | John Furman (8-15-2-1-100) | Paul Paxson (2-36-1) | John Furman (1-46, 46.0) | None | N/A |
| 11/14/59 | Abilene Christian | Charles Bradshaw (14-65-0) | John Furman (10-25-2-2-166) | Paul Paxson (1-61-1) | John Furman (4-148, 37.0) | None | N/A |
| 11/21/59 | at Arizona | Jackie Meeks (13-52-0) | John Furman (17-29-0-0-199) | Jackie Meeks (8-109-0) | Willie Vasquez (3-124, 41.3) | Kent Babb (26) | N/A |



GAME-BY-GAME LEADERS

1960

| DATE | OPPONENT | RUSH (ATT-YDS-TD) | PASS (COMP-ATT-INT-TD-YDS) | REC.(REC-YDS-TD) | P(ATT-YDS, AVG.) | FG (FGM YDS) | TACKLES (TOTAL) |
|----------|---------------------|----------------------------|-----------------------------|------------------------|------------------------------|----------------|-----------------|
| 9/17/60 | Utah State | Charles Bradshaw (11-40-0) | John Furman (19-39-0-0-206) | Paul Paxson (6-62-0) | Willie Vasquez (4-203, 50.8) | None | N/A |
| 9/24/60 | at North Texas | Charles Bradshaw (15-65-1) | John Furman (3-7-1-0-29) | Jackie Meeks (2-24-0) | John Furman (2-89, 44.5) | None | N/A |
| 10/1/60 | New Mexico | Charles Bradshaw (16-84-3) | John Furman (18-34-1-0-193) | Del Williams (7-66-0) | Willie Vasquez (2-63, 31.5) | None | N/A |
| 10/8/60 | at West Texas State | Charles Bradshaw (20-75-0) | John Furman (14-33-3-1-163) | Del Williams (5-69-0) | Willie Vasquez (6-251, 41.8) | None | N/A |
| 10/15/60 | Trinity (Texas) | Kent Babb (17-139-3) | John Furman (3-8-1-0-20) | Del Williams (2-15-0) | Willie Vasquez (2-55, 27.5) | None | N/A |
| 10/29/60 | Hardin-Simmons | Kent Babb (11-94-1) | Tilmon Kirby (2-4-0-1-35) | Gene Williams (1-40-1) | Willie Vasquez (1-20, 20.0) | Don Boyce (34) | N/A |
| 11/5/60 | at Arizona State | Charles Bradshaw (12-51-0) | John Furman (10-23-0-0-84) | Jake Young (3-38-0) | Willie Vasquez (4-187, 46.8) | None | N/A |
| 11/12/60 | Arizona | John Furman (6-47-0) | John Furman (8-10-0-0-155) | Del Williams (4-84-0) | Willie Vasquez (4-171, 42.8) | None | N/A |
| | | Tilmon Kirby (14-47-0) | | | | | |
| 11/19/60 | Bowling Green | Charles Bradshaw (9-39-0) | Pat O'Donnell (2-6-1-0-23) | Del Williams (2-21-0) | Willie Vasquez (7-309, 44.1) | None | N/A |
| 11/26/60 | at New Mexico State | Don Boyce (7-71-0) | John Furman (17-32-0-2-223) | Del Williams (7-89-1) | Willie Vasquez (4-175, 43.8) | None | N/A |

1961

| DATE | OPPONENT | RUSH (ATT-YDS-TD) | PASS (COMP-ATT-INT-TD-YDS) | REC. (REC-YDS-TD) | P (ATT-YDS, AVG.) | FG (FGM YDS) | TACKLES (TOTAL) |
|----------|--------------------|------------------------|------------------------------|-------------------------|---------------------------|--------------|-----------------|
| 9/16/61 | at Utah State | Don Boyce (16-53-0) | John Furman (3-14-1-1-58) | Paul Paxson (1-46-1) | John Furman (9-348, 38.7) | None | N/A |
| 9/30/61 | West Texas State | John Furman (10-43-1) | John Furman (17-29-0-1-198) | Paul Paxson (1-47-1) | John Furman (5-211, 42.2) | None | N/A |
| 10/7/61 | at New Mexico | Don Boyce (14-51-1) | John Furman (10-24-1-0-104) | Ralph Kennedy (1-34-0) | John Furman (4-163, 40.8) | None | N/A |
| 10/14/61 | McMurry | John Furman (13-120-0) | John Furman (7-14-1-2-103) | Ralph Kennedy (3-55-0) | John Furman (2-49, 24.5) | None | N/A |
| 10/21/61 | at Trinity (Texas) | Don Boyce (31-123-1) | John Furman (4-12-1-2-20) | Del Williams (2-7-2) | John Furman (7-220, 31.4) | None | N/A |
| | | | | Andy Springer (1-7-0) | | | |
| 10/28/61 | New Mexico State | Don Boyce (12-78-0) | John Furman (15-35-3-0-113) | Louis James (2-31-0) | John Furman (5-215, 43.0) | None | N/A |
| 11/4/61 | at Hardin-Simmons | Dan Turner (13-51-2) | John Furman (8-11-0-2-138) | Ralph Kennedy (4-78-1) | John Furman (3-129, 43.0) | None | N/A |
| 11/11/61 | Arizona State | Don Boyce (21-103-2) | John Furman (9-18-1-0-178) | Ralph Kennedy (2-101-0) | John Furman (4-127, 31.8) | None | N/A |
| 11/18/61 | at Arizona | Don Boyce (19-57-0) | John Furman (12-23-2-2-114) | Larry Meeks (5-39-1) | John Furman (6-215, 35.8) | None | N/A |
| 11/25/61 | North Texas | Don Boyce (12-23-1) | Pat O'Donnell (7-13-0-1-154) | Del Williams (2-52-1) | John Furman (5-193, 38.6) | None | N/A |

1962

| DATE | OPPONENT | RUSH (ATT-YDS-TD) | PASS (COMP-ATT-INT-TD-YDS) | REC. (REC-YDS-TD) | P (ATT-YDS, AVG.) | FG (FGM YDS) | TACKLES (TOTAL) |
|----------|---------------------|------------------------|------------------------------|--------------------------|----------------------------|-----------------------|---------------------|
| 9/22/62 | at North Texas | Larry Durham (11-54-0) | Pat O'Donnell (6-17-3-0-49) | Jimmy Evans (3-37-0) | Bob Mortimer (4-149, 37.3) | None | Leroy Johnston (11) |
| 9/29/62 | at West Texas State | L.T. Tillman (6-34-0) | Pat O'Donnell (2-3-0-0-37) | Ron Bostwick (2-37-0) | Bob Mortimer (6-204, 34.0) | None | Louis James (8) |
| 10/6/62 | New Mexico | Larry Durham (7-43-0) | Pat O'Donnell (2-8-1-0-18) | Jimmy Evans (2-18-0) | Bob Mortimer (4-133, 33.3) | Curtis Robertson (24) | Leroy |
| 10/13/62 | Wyoming | Bob Mortimer (8-43-1) | Pat O'Donnell (2-7-0-0-17) | Tim Morton (2-17-0) | Bob Mortimer (3-106, 35.3) | None | Leroy Johnston (10) |
| 10/27/62 | at Arizona State | Louis James (9-58-1) | Pat O'Donnell (3-9-1-0-39) | Jimmy Evans (2-31-0) | Bob Mortimer (8-301, 37.6) | None | Ray Jackson (10) |
| 11/3/62 | Hardin-Simmons | Don Boyce (17-66-0) | Jerry Tucker (7-18-0-2-94) | Ulysses Kendall (2-22-1) | Bob Mortimer (4-188, 47.0) | None | Luis Hernandez (8) |
| 11/10/62 | at New Mexico State | Don Boyce (7-37-0) | Jerry Tucker (7-18-0-2-94) | Harrison Gamble (4-63-1) | Bob Mortimer (5-252, 46.2) | None | Louis James (8) |
| 11/17/62 | Arizona | Louis James (5-34-0) | Jerry Tucker (13-24-0-0-148) | Jimmy Evans (5-87-0) | Bob Mortimer (4-194, 48.5) | None | Ray Jackson (12) |
| 11/22/62 | Trinity (Texas) | Ray Jackson (13-103-0) | Jerry Tucker (11-22-2-3-156) | Ulysses Kendall (6-72-3) | Bob Mortimer (3-120, 40.0) | None | Leroy Johnston (11) |

1963

| DATE | OPPONENT | RUSH (ATT-YDS-TD) | PASS (COMP-ATT-INT-TD-YDS) | REC. (REC-YDS-TD) | P (ATT-YDS, AVG.) | FG (FGM YDS) | TACKLES (TOTAL) |
|----------|-------------------|-----------------------------|------------------------------|--------------------------|----------------------------|-----------------------|---------------------|
| 9/21/63 | North Texas | Larry Durham (11-92-1) | Jerry Tucker (11-15-0-2-196) | Jim Evans (8-131-1) | Curt Parsons (2-79, 39.5) | None | Ray Jackson (8) |
| 9/28/63 | at New Mexico | Larry Harrell (1-68-1) | Jerry Tucker (3-10-1-0-25) | Ulysses Kendall (2-31-0) | Curt Parsons (9-276, 34.5) | None | Two players (7) |
| 10/5/63 | New Mexico State | Charlie Arciniega (12-42-0) | Jerry Tucker (10-25-1-0-109) | Jim Evans (6-81-0) | Curt Parsons (5-177, 35.4) | None | Ray Jackson (8) |
| 10/12/63 | at Arizona | Charlie Arciniega (13-47-0) | Jerry Tucker (5-13-2-0-81) | Jim Evans (3-47-0) | Curt Parsons (6-247, 41.2) | None | Ron Geski (9) |
| 10/19/63 | Arizona State | Julius Glosson (7-51-0) | Jerry Tucker (6-27-1-0-76) | Jim Evans (3-44-0) | Curt Parsons (8-297, 37.1) | None | Louis James (7) |
| 10/26/63 | at Colorado State | Charles Arciniega (8-65-0) | Jerry Tucker (10-24-3-0-116) | Jim Evans (4-54-0) | Curt Parsons (1-49, 49.0) | None | Leroy Johnston (10) |
| 11/9/63 | at Xavier | Don Mason (11-46-0) | Jerry Tucker (5-21-2-0-51) | Louis James (1-30-0) | Curt Parsons (7-271, 38.7) | None | Ray Jackson (8) |
| 11/16/63 | Texas Tech | Stan Reeder (14-67-0) | Jerry Tucker (7-14-2-0-36) | Jim Evans (3-27-0) | Bob Mortimer (3-119, 39.7) | Curtis Robertson (21) | Louis James |
| (9) | | | | | | | |
| 11/30/63 | West Texas State | Charlie Arciniega (7-41-0) | Jerry Tucker (6-15-1-0-84) | Harrison Gamble (2-82-1) | Curt Parsons (6-208, 34.7) | None | Leroy Johnston (12) |
| 12/7/63 | Wyoming | Don Mason (10-46-0) | Jerry Tucker (8-18-2-1-98) | Harrison Gamble (7-83-0) | Curt Parsons (5-239, 47.8) | None | Leroy Johnston (10) |

1964

| DATE | OPPONENT | RUSH (ATT-YDS-TD) | PASS (COMP-ATT-INT-TD-YDS) | REC. (REC-YDS-TD) | P (ATT-YDS, AVG.) | FG (FGM YDS) | TACKLES (TOTAL) |
|----------|---------------------|-------------------------|------------------------------|-------------------------|----------------------------|--------------|------------------------|
| 9/19/64 | at North Texas | Ray Jackson (3-30-0) | Mario Lopez (1-2-0-0-47) | Chuck Hughes (1-47-0) | Curt Parsons (6-190, 31.7) | None | Charlie Arciniega (10) |
| 10/3/64 | at West Texas State | Walter Johnson (9-90-0) | Joe Harrison (4-19-2-0-90) | Chuck Hughes (4-90-0) | Curt Parsons (8-271, 33.9) | None | Harrison Gamble (9) |
| 10/10/64 | at Arizona State | Dick Weeks (17-64-1) | Ray Seymore (5-11-0-0-100) | Curt Parsons (1-59-0) | Curt Parsons (6-276, 46.0) | None | Mart Adams (10) |
| 10/17/64 | at Wyoming | Dick Weeks (15-69-1) | Joe Harrison (2-4-0-0-39) | Chuck Hughes (2-46-0) | Larry Rumsey (4-168, 42.0) | None | Charlie Arciniega (10) |
| 10/24/64 | BYU | Dick Weeks (13-57-0) | Harrison Gamble (1-1-0-1-53) | Chuck Hughes (2-63-1) | Larry Rumsey (6-208, 34.7) | None | Charlie Arciniega (9) |
| 10/31/64 | Utah | Dick Weeks (12-64-0) | Mario Lopez (0-8-2-0-0) | None | Larry Rumsey (5-170, 34.0) | None | Two players (9) |
| 11/7/64 | New Mexico | Dick Weeks (13-47-1) | Mario Lopez (5-9-0-0-73) | Chuck Hughes (4-65-0) | Larry Rumsey (6-231, 38.5) | None | Mart Adams (10) |
| 11/14/64 | Arizona | Dick Weeks (17-110-0) | Mario Lopez (2-4-1-0-42) | Chuck Hughes (3-70-0) | Curt Parsons (4-151, 37.8) | None | Charlie Arciniega (15) |
| 11/21/64 | at New Mexico State | Dick Weeks (15-47-0) | Joe Harrison (6-13-2-1-98) | Chuck Hughes (4-68-0) | Larry Rumsey (4-106, 26.5) | None | Dick Weeks (7) |
| 11/26/64 | Colorado State | Dick Weeks (18-45-0) | Mario Lopez (11-18-0-0-99) | Chuck Hughes (10-113-0) | Curt Parsons (3-101, 33.7) | None | Two with (8) |

1965

| DATE | OPPONENT | RUSH (ATT-YDS-TD) | PASS (COMP-ATT-INT-TD-YDS) | REC. (REC-YDS-TD) | P (ATT-YDS, AVG.) | FG (FGM YDS) | TACKLES (TOTAL) |
|---------|------------------|-------------------------|-------------------------------|-------------------------|-------------------------|------------------|--------------------|
| 9/18/65 | North Texas | Dick Weeks (12-58-0) | Billy Stevens (21-35-2-2-500) | Chuck Hughes (10-349-3) | Don Davis (3-134, 44.7) | Joe Cook (21,35) | Buster Barnes (17) |
| 9/25/65 | at New Mexico | Mark Yarbrough (9-51-0) | Billy Stevens (16-33-3-5-297) | Chuck Hughes (7-164-3) | Don Davis (4-192, 48.0) | None | Buster Barnes (17) |
| 10/2/65 | New Mexico State | Dick Weeks (11-39-0) | Billy Stevens (18-43-3-2-309) | Chuck Hughes (5-153-0) | Don Davis (5-170, 34.0) | None | Buster Barnes (15) |
| 10/9/65 | Colorado State | Dick Weeks (17-112-2) | Billy Stevens (23-47-3-1-319) | Chuck Hughes (12-170-1) | Don Davis (3-135, 45.0) | None | Ron Bostwick (11) |

T GAME-BY-GAME LEADERS

| DATE | OPPONENT | RUSH (ATT-YDS-TD) | PASS (COMP-ATT-INT-TD-YDS) | REC. (REC-YDS-TD) | P (ATT-YDS, AVG.) | FG (FGM YDS) | TACKLES (TOTAL) |
|----------|------------------|-------------------------|-------------------------------|--------------------------|-------------------------|------------------|------------------------|
| 10/16/65 | at Wyoming | Dick Weeks (8-27-0) | Billy Stevens (14-47-3-2-247) | Chuck Hughes (5-135-1) | Don Davis (9-279, 31.0) | None | Charlie West (17) |
| 10/30/65 | Arizona State | Dick Weeks (13-58-2) | Billy Stevens (25-53-3-1-326) | Chuck Hughes (17-254-0) | Don Davis (8-328, 41.0) | None | Charles Arciniega (10) |
| 11/6/65 | at Arizona | Dick Weeks (9-46-0) | Billy Stevens (19-46-3-0-209) | Chuck Hughes (7-104-0) | Don Davis (7-282, 40.3) | Joe Cook (33) | Fred Carr (13) |
| 11/13/65 | at Utah | Dick Weeks (18-58-1) | Billy Stevens (8-27-4-1-195) | Bob Wallace (4-164-1) | Don Davis (8-368, 46.0) | None | Fred Carr (15) |
| 11/20/65 | Xavier | Don Davis (23-119-1) | Billy Stevens (21-45-2-3-273) | Chuck Hughes (9-111-3) | Don Davis (6-246, 41.0) | Joe Cook (34) | Buster Barnes (11) |
| 11/27/65 | West Texas State | Mark Yarbrough (7-75-2) | Billy Stevens (29-56-2-2-355) | Chuck Anderson (9-126-0) | Don Davis (4-185, 46.2) | Joe Cook (33) | Harrison Gamble (7) |
| 12/31/65 | TCU | Don Davis (14-41-0) | Billy Stevens (21-34-3-1-208) | Chuck Hughes (6-115-1) | Don Davis (5-195, 39.0) | Joe Cook (21,18) | Larry Rumsey (11) |

1966

| DATE | OPPONENT | RUSH (ATT-YDS-TD) | PASS (COMP-ATT-INT-TD-YDS) | REC. (REC-YDS-TD) | P (ATT-YDS, AVG.) | FG (FGM YDS) | TACKLES (TOTAL) |
|----------|---------------------|----------------------------|-------------------------------|------------------------|--------------------------|-----------------------|--------------------|
| 9/17/66 | at Arizona State | Reginald Matthews (4-35-0) | Billy Stevens (15-44-2-3-256) | Chuck Hughes (5-121-1) | Don Davis (5-188, 37.6) | None | Two players (11) |
| 9/24/66 | at North Texas | Don Davis (9-29-1) | Billy Stevens (25-49-1-0-300) | Chuck Hughes (5-88-0) | Don Davis (8-308, 38.5) | Jerry Waddles (22) | Dick Daugherty (9) |
| 10/1/66 | New Mexico | Larry McHenry (13-74-0) | Billy Stevens (10-26-0-0-115) | Dave Karns (4-95-3) | Don Davis (3-138, 46.0) | Jerry Waddles (31,38) | Fred Carr (12) |
| 10/8/66 | at West Texas State | Larry McHenry (21-79-0) | Billy Stevens (16-34-2-1-192) | Bob Wallace (4-62-0) | Don Davis (7-250, 35.7) | Jerry Waddles (21) | Fred Carr (10) |
| 10/15/66 | Arlington State | Leroy Johnson (18-77-0) | Billy Stevens (15-20-0-5-351) | Dave Karns (7-118-3) | Don Davis (3-250, 31.3) | Jerry Waddles (39) | Two players (11) |
| 10/22/66 | San Jose State | Leroy Johnson (14-59-0) | Billy Stevens (14-32-4-1-167) | Bob Wallace (7-77-0) | Don Davis (6-242, 40.3) | None | Gene Jackson (11) |
| 11/5/66 | at BYU | Leroy Johnson (15-158-1) | Billy Stevens (21-44-4-3-284) | Chuck Hughes (8-98-0) | Don Davis (4-174, 43.5) | None | Fred Carr (11) |
| 11/12/66 | Wyoming | Larry McHenry (9-25-0) | Billy Stevens (6-21-1-1-94) | Dave Karns (4-80-1) | Don Davis (12-505, 42.1) | None | Gene Epps (10) |
| 11/19/66 | New Mexico State | Larry McHenry (13-93-0) | Billy Stevens (11-18-1-3-219) | Bob Wallace (3-103-2) | Don Davis (4-144, 36.0) | None | Gene Epps (11) |
| 11/26/66 | Utah | Larry McHenry (13-69-0) | Billy Stevens (7-15-1-1-102) | Chuck Hughes (9-100-2) | Don Davis (7-275, 39.3) | Jerry Waddles (33) | Fred Carr (13) |

1967

| DATE | OPPONENT | RUSH (ATT-YDS-TD) | PASS (COMP-ATT-INT-TD-YDS) | REC. (REC-YDS-TD) | P (ATT-YDS, AVG.) | FG (FGM YDS) | TACKLES (TOTAL) |
|----------|------------------|--------------------------|-------------------------------|-------------------------|-----------------------------|-----------------------|-------------------|
| 9/16/67 | UC-Santa Barbara | Leroy Johnson (14-111-2) | Brooks Dawson (17-26-2-4-175) | Volley Murphy (5-117-1) | Tom Galloway (7-296, 42.3) | None | Fred Carr (13) |
| 10/7/67 | at Arizona State | Paul White (8-25-0) | Billy Stevens (16-39-3-1-239) | Volley Murphy (5-124-1) | Tom Galloway (9-402, 44.7) | Jerry Waddles (46) | Fred Carr (11) |
| 10/14/67 | at Arizona | Larry McHenry (15-51-0) | Billy Stevens (11-25-3-1-299) | Dave Karns (5-73-0) | Tom Galloway (11-501, 45.5) | None | Fred Carr (10) |
| 10/21/67 | BYU | Paul White (7-91-1) | Billy Stevens (13-25-4-6-293) | Volley Murphy (5-115-4) | Tom Galloway (8-367, 45.9) | None | Fred Carr (12) |
| 10/27/67 | at New Mexico | Billy Stevens (1-17-0) | Brooks Dawson (9-20-0-6-376) | Volley Murphy (4-234-3) | Tom Galloway (5-220, 44.0) | None | Gene Epps (12) |
| 11/4/67 | New Mexico State | Larry McHenry (13-51-0) | Brooks Dawson (24-50-2-4-426) | Bob Wallace (10-233-2) | Tom Galloway (6-251, 41.8) | Jerry Waddles (22,37) | Fred Carr (12) |
| 11/11/67 | Colorado State | Larry McHenry (7-54-0) | Billy Stevens (16-40-1-2-261) | Paul White (5-111-1) | Tom Galloway (9-333, 37.0) | Jerry Waddles (22) | Fred Carr (20) |
| 11/18/67 | Wyoming | Larry McHenry (14-44-0) | Brooks Dawson (12-30-1-3-170) | Volley Murphy (7-87-2) | Tom Galloway (8-332, 41.5) | None | Two players (16) |
| 11/25/67 | at Utah | Larry McHenry (12-53-0) | Billy Stevens (23-42-4-2-249) | Ron Jones (7-94-1) | Tom Galloway (6-276, 46.0) | Jerry Waddles (37,38) | Charlie West (10) |
| 12/30/67 | Mississippi | Larry McHenry (13-73-1) | Billy Stevens (13-26-1-1-155) | Bob Wallace (6-83-0) | Tom Galloway (12-511, 42.6) | None | Gene Epps (12) |

1968

| DATE | OPPONENT | RUSH (ATT-YDS-TD) | PASS (COMP-ATT-INT-TD-YDS) | REC. (REC-YDS-TD) | P (ATT-YDS, AVG.) | FG (FGM YDS) | TACKLES (TOTAL) |
|----------|------------------|-------------------------|-------------------------------|---------------------------|-----------------------------|-----------------------|---------------------|
| 9/14/68 | UC-Santa Barbara | Gene Childs (23-75-0) | Brooks Dawson (29-65-0-2-342) | David Millican (8-143-1) | Tom Galloway (9-386, 42.9) | None | Gene Epps (18) |
| 9/21/68 | New Mexico | Leroy Johnson (14-78-0) | Brooks Dawson (11-22-1-2-196) | Major Stevenson (3-84-1) | Tom Galloway (4-146, 36.5) | Jerry Waddles (27) | Grady Cavness (15) |
| 9/28/68 | at Arizona State | Gene Childs (11-52-0) | Brooks Dawson (18-41-2-3-307) | Volley Murphy (5-162-1) | Tom Galloway (9-355, 39.4) | None | Gene Epps (14) |
| 10/5/68 | at Arizona | Gene Childs (15-53-0) | Brooks Dawson (8-26-6-0-90) | Dave Karns (5-56-0) | Tom Galloway (11-411, 37.4) | None | Grady Cavness (12) |
| 10/12/68 | Long Beach State | Gene Childs (16-57-0) | Bob Stewart (13-29-1-0-238) | Billy Taylor (3-77-0) | Tom Galloway (7-215, 30.7) | None | Grady Cavness (10) |
| 10/19/68 | New Mexico State | Paul White (11-56-0) | Bob Stewart (15-31-3-3-271) | Volley Murphy (3-102-2) | Tom Galloway (5-229, 45.8) | Jeff White (45,21,44) | Denver Samples (12) |
| 10/26/68 | at BYU | Gene Childs (4-22-0) | Brooks Dawson (17-24-0-3-304) | Reggie Matthews (3-109-1) | Tom Galloway (8-339, 42.4) | Jeff White (52) | Gene Epps (19) |
| 11/9/68 | North Texas | Gene Childs (19-100-0) | Brooks Dawson (28-52-0-4-401) | Ron Jones (7-132-0) | Tom Galloway (6-260, 43.3) | Jerry Waddles (24) | Denver Samples (11) |
| 11/16/68 | Wyoming | Paul White (4-7-0) | Bob Stewart (16-40-3-3-192) | David Millican (4-97-1) | Tom Galloway (7-261, 37.3) | None | Two players (18) |
| 11/23/68 | Colorado State | Gene Childs (13-115-2) | Bob Stewart (11-22-0-2-121) | Ron Jones (3-55-0) | Tom Galloway (9-384, 42.7) | None | Grady Cavness (14) |

1969

| DATE | OPPONENT | RUSH (ATT-YDS-TD) | PASS (COMP-ATT-INT-TD-YDS) | REC. (REC-YDS-TD) | P (ATT-YDS, AVG.) | FG (FGM YDS) | TACKLES (TOTAL) |
|----------|-------------------|------------------------|-----------------------------|--------------------------|---------------------------|-----------------|--------------------|
| 9/13/69 | Pacific | Gene Childs (21-90-0) | Bill Craig (10-25-3-1-188) | Ed Puishes (3-98-1) | Jeff White (6-228, 38.0) | None | Jim Sanson (12) |
| 9/27/69 | at New Mexico | Gene Childs (14-107-1) | Bill Craig (8-19-3-1-147) | Billy Taylor (2-48-0) | Jeff White (7-308, 44.0) | None | Calvin Taylor (18) |
| 10/4/69 | Utah | Gene Childs (16-77-1) | Bill Craig (14-38-3-0-240) | Ed Puishes (8-121-0) | Jeff White (8-368, 46.0) | None | Jim Sanson (16) |
| 10/11/69 | at Wyoming | Gene Childs (23-36-1) | Neil Lovorn (10-30-3-0-170) | Ed Puishes (7-126-0) | Jeff White (7-304, 43.4) | Jeff White (30) | Ken Koval (16) |
| 10/18/69 | at Arizona | Dick Rausch (10-35-1) | Bill Craig (14-30-3-0-128) | Ed Puishes (7-100-0) | Jeff White (5-216, 43.2) | Jeff White (26) | Two players (12) |
| 10/25/69 | BYU | Paul Gibson (16-53-0) | Neil Lovorn (9-20-1-1-119) | Dennis Mayfield (4-54-0) | Jeff White (8-311, 38.9) | None | Ken Koval (13) |
| 11/1/69 | at Colorado State | Dick Rausch (21-69-0) | Bill Craig (15-41-0-1-184) | Ed Puishes (6-102-1) | Jeff White (10-337, 33.7) | Jeff White (23) | Jim Sanson (12) |
| 11/8/69 | New Mexico State | Gene Childs (16-103-2) | Bill Craig (25-52-3-1-348) | Ed Puishes (11-175-1) | Jeff White (4-159, 39.8) | Jeff White (32) | Jim Sanson (19) |
| 11/15/69 | Arizona State | Gene Childs (16-46-0) | Bill Craig (13-39-1-1-164) | Billy Taylor (9-123-0) | Jeff White (12-440, 36.7) | None | Jim Sanson (10) |
| 11/29/69 | Xavier | Gene Childs (17-85-0) | Bill Craig (6-21-4-0-74) | Ed Puishes (3-48-0) | Jeff White (4-173, 43.3) | Jeff White (39) | Don Croft (13) |

1970

| DATE | OPPONENT | RUSH (ATT-YDS-TD) | PASS (COMP-ATT-INT-TD-YDS) | REC. (REC-YDS-TD) | P (ATT-YDS, AVG.) | FG (FGM YDS) | TACKLES (TOTAL) |
|----------|---------------------|--------------------------|----------------------------|-----------------------|--------------------------|-----------------------|-------------------------|
| 9/12/70 | Pacific | Robbie Rogers (17-112-1) | Bill Craig (19-38-2-0-255) | Ed Puishes (10-162-0) | Jeff White (3-99, 33.0) | Jeff White (32,27) | Jim Sanson (15) |
| 9/19/70 | at Utah | Paul Adamian (17-65-0) | Bill Craig (18-38-7-2-333) | Ed Puishes (6-172-2) | Jeff White (4-141, 35.3) | None | Jim Sanson (12) 9/26/70 |
| | at BYU | Paul Adamian (19-73-1) | Bill Craig (9-19-0-1-165) | Ed Puishes (5-72-0) | Jeff White (4-140, 35.0) | Jeff White (41) | Jim Sanson (16) |
| 10/3/70 | New Mexico State | Phil Hatch (24-99-1) | Bill Craig (11-28-0-1-151) | Ed Puishes (3-53-0) | Jeff White (5-229, 45.8) | None | Tony Perea (14) |
| 10/17/70 | Colorado State | Phil Hatch (21-73-1) | Bill Craig (26-59-2-2-507) | Ed Puishes (9-198-0) | Jeff White (7-257, 36.7) | Jeff White (31,32,31) | Don Croft (17) |
| 10/24/70 | Arizona State | Phil Hatch (18-126-2) | Bill Craig (6-23-1-0-72) | Phil Hatch (2-35-0) | Jeff White (8-296, 37.0) | None | Tony Perea (26) |
| 10/31/70 | New Mexico | Phil Hatch (21-137-0) | Bill Craig (19-41-3-1-233) | Billy Taylor (7-88-0) | Jeff White (4-187, 46.8) | Jeff White (32) | Two players (16) |
| 11/7/70 | Wyoming | Phil Hatch (18-184-3) | Bill Craig (3-12-1-0-41) | Ed Puishes (2-36-0) | Jeff White (6-266, 44.6) | None | Don Croft (16) |
| 11/14/70 | Arizona | James Berry (19-92-0) | Bill Craig (8-18-0-1-114) | Ed Puishes (4-58-0) | Jeff White (7-291, 41.6) | Jeff White (25,46) | Jim Sanson (20) |
| 11/19/70 | vs. Trinity (Texas) | Paul Adamian (15-65-0) | Bill Craig (18-32-2-2-220) | Ed Puishes (11-154-1) | Jeff White (6-265, 44.2) | Jeff White (20) | Jim Sanson (14) |



GAME-BY-GAME LEADERS

1971

| DATE | OPPONENT | RUSH (ATT-YDS-TD) | PASS (COMP-ATT-INT-TD-YDS) | REC. (REC-YDS-TD) | P (ATT-YDS, AVG.) | FG(FGM Yds) | TACKLES (TOTAL) |
|----------|---------------------|------------------------|-------------------------------|-------------------------|------------------------------|-------------------|------------------|
| 9/11/71 | Texas-Arlington | Phil Hatch (14-74-1) | Gary Keithley (8-14-0-2-99) | Ed Puishes (6-67-1) | Gary Keithley (6-272, 45.3) | Ray Brahm (35) | Tony Perea (19) |
| 9/18/71 | Pacific | David Atkins (7-56-0) | Gary Keithley (15-27-4-1-155) | Juan Borrego (5-76-0) | Gary Keithley (7-300, 42.9) | None | Tony Perea (20) |
| 9/25/71 | Arizona | Phil Hatch (14-45-0) | Gary Keithley (17-35-3-0-256) | Mike Anderson (6-119-0) | Gary Keithley (8-355, 44.4) | Ray Brahm (23,31) | Ed Hochuli (18) |
| 10/2/71 | at Arizona State | Phil Hatch (10-21-1) | Gary Keithley (4-9-2-0-58) | Ed Puishes (1-25-0) | Gary Keithley (9-382, 42.4) | None | Tony Perea (14) |
| 10/9/71 | Utah | Phil Hatch (13-46-0) | Gary Keithley (7-13-0-0-107) | Ed Puishes (2-49-0) | Gary Keithley (11-433, 39.4) | Ray Brahm (36) | Tony Perea (18) |
| 10/16/71 | at New Mexico State | James Berry (35-164-0) | Gary Keithley (6-10-2-1-64) | Ed Puishes (2-25-0) | Gary Keithley (4-174, 43.5) | None | Tony Perea (11) |
| 10/23/71 | at Wyoming | James Berry (31-87-1) | Gary Keithley (8-10-0-0-90) | Phil Hatch (3-36-0) | Gary Keithley (7-271, 38.7) | None | Tony Perea (12) |
| 10/30/71 | BYU | Phil Hatch (8-24-0) | Gary Keithley (19-39-2-0-175) | Mike Anderson (4-46-0) | Gary Keithley (7-316, 45.2) | None | Tony Perea (23) |
| 11/13/71 | at New Mexico | David Atkins (6-43-0) | Gary Keithley (14-23-1-1-177) | Tom Altemus (4-67-0) | Gary Keithley (4-155, 38.7) | None | Tony Perea (19) |
| 11/20/71 | Colorado State | Phil Hatch (11-96-1) | Bill Craig (4-11-0-0-60) | Mike Anderson (3-28-0) | Gary Keithley (4-162, 40.5) | None | Tony Perea (21) |
| 11/27/71 | Long Beach State | James Berry (29-116-3) | Gary Keithley (16-23-0-1-146) | Mike Anderson (6-62-1) | Gary Keithley (2-70, 35.0) | Ray Brahm (22) | Scott DeSha (16) |

1972

| DATE | OPPONENT | RUSH (ATT-YDS-TD) | PASS (COMP-ATT-INT-TD-YDS) | REC. (REC-YDS-TD) | P (ATT-YDS, AVG.) | FG(FGM Yds) | TACKLES (TOTAL) |
|----------|-------------------|------------------------|-------------------------------|-----------------------------|---------------------------------|-------------|--------------------|
| 9/16/72 | Lamar | Ed Herriott (14-46-0) | Gary Keithley (21-38-2-3-327) | Greg Taylor (12-197-2) | Lonnie Crittenden (4-128, 32.0) | None | Tony Perea (18) |
| 9/23/72 | Pacific | Al Barrett (13-70-0) | Gary Keithley (25-38-0-1-295) | Lonnie Crittenden (8-129-1) | Gary Keithley (3-124, 41.3) | None | Tony Perea (17) |
| 9/30/72 | New Mexico State | David Atkins (15-68-1) | Gary Keithley (6-8-0-0-72) | Greg Taylor (2-21-0) | Gary Keithley (3-114, 38.0) | None | Tony Perea (21) |
| 10/7/72 | at Utah | Al Barrett (20-115-1) | Gary Keithley (20-31-1-1-290) | Lonnie Crittenden (9-143-0) | Gary Keithley (7-330, 47.1) | None | Tony Perea (13) |
| 10/14/72 | at BYU | Al Barrett (17-61-2) | Gary Keithley (21-31-0-0-316) | Greg Taylor (11-176-0) | Gary Keithley (5-203, 40.6) | None | Tony Perea (11) |
| 10/21/72 | New Mexico | David Atkins (10-72-0) | Gary Keithley (10-25-2-0-130) | Greg Taylor (4-97-0) | Gary Keithley (5-203, 40.6) | None | Tony Perea (16) |
| 10/28/72 | at Arizona | Al Barrett (19-131-0) | Gary Keithley (8-20-2-1-80) | Lonnie Crittenden (4-46-0) | Gary Keithley (7-290, 41.4) | None | Ed Hochuli (12) |
| 11/4/72 | Arizona State | David Atkins (13-36-1) | Gary Keithley (23-42-2-1-275) | Lonnie Crittenden (7-83-0) | Gary Keithley (12-463, 38.6) | None | Harold Holton (17) |
| 11/11/72 | Wyoming | David Atkins (13-90-1) | Gary Keithley (10-19-1-0-85) | Lonnie Crittenden (4-35-0) | Gary Keithley (4-221, 55.3) | None | Tony Perea (20) |
| 11/18/72 | at Colorado State | Ed Herriott (7-64-0) | Mark Jackson (12-27-1-2-147) | Greg Taylor (4-96-1) | Lonnie Crittenden (6-223, 37.2) | None | Brooks West (16) |

1973

| DATE | OPPONENT | RUSH (ATT-YDS-TD) | PASS (COMP-ATT-INT-TD-YDS) | REC. (REC-YDS-TD) | P (ATT-YDS, AVG.) | FG (FGM Yds) | TACKLES (TOTAL) |
|----------|------------------|------------------------|------------------------------|-----------------------------|----------------------------------|------------------------------|------------------------|
| 9/8/73 | at Idaho | Greg Cockayne (4-20-0) | Frank Duncan (11-24-0-2-148) | Lonnie Crittenden (4-70-2) | Lonnie Crittenden (11-446, 40.5) | None | Al Barrett (18) |
| 9/15/73 | Pacific | Don Willis (12-46-0) | Frank Duncan (15-28-2-0-135) | Lonnie Crittenden (7-59-0) | Lonnie Crittenden (7-350, 50.0) | Bronko Belichesky (52,26,33) | Two players (16) |
| 9/22/73 | at Utah | David Byrd (8-28-0) | Frank Duncan (9-16-4-0-102) | Lonnie Crittenden (3-45-0) | Lonnie Crittenden (8-374, 46.8) | Bronko Belichesky (34,46) | Billy Wallace (15) |
| 9/29/73 | at Wyoming | Al Barrett (9-40-0) | Frank Duncan (5-18-0-1-83) | Lonnie Crittenden (1-44-1) | Lonnie Crittenden (13-487, 37.5) | None | Gordon Harper (10) |
| 10/6/73 | New Mexico State | Don Willis (20-108-2) | Frank Duncan (15-28-0-1-272) | Lonnie Crittenden (7-148-0) | Lonnie Crittenden (4-166, 41.5) | Bronko Belichesky (31) | LaFreddie Coleman (15) |
| 10/13/73 | Lamar | Don Willis (19-153-2) | Frank Duncan (8-16-4-0-94) | Brad Longnecker (3-38-0) | Lonnie Crittenden (4-144, 36.0) | None | Butch Wade (17) |
| 10/20/73 | at New Mexico | Ken Petty (9-86-0) | Ray Brahm (2-7-1-0-20) | Ken Petty (3-30-0) | Lonnie Crittenden (13-542, 41.7) | None | Butch Wade (13) |
| 10/27/73 | Colorado State | Don Willis (15-70-1) | Frank Duncan (6-12-3-2-91) | Ken Petty (3-34-1) | Lonnie Crittenden (7-286, 40.9) | Bronko Belichesky (26) | Shannon Thompson (11) |
| 11/3/73 | Arizona | Al Barrett (12-55-0) | Frank Duncan (12-23-1-1-165) | Lonnie Crittenden (5-83-1) | Lonnie Crittenden (6-238, 39.7) | Bronko Belichesky (33) | Bob Fisher (16) |
| 11/17/73 | Arizona State | Don Willis (12-79-1) | Frank Duncan (19-42-1-0-201) | Lonnie Crittenden (6-92-0) | Lonnie Crittenden (6-224, 37.3) | Bronko Belichesky (40,55) | Butch Wade (16) |
| 12/1/73 | BYU | Don Willis (16-98-0) | Frank Duncan (3-11-4-0-51) | Lonnie Crittenden (2-32-0) | Lonnie Crittenden (7-307, 43.9) | None | Butch Wade (17) |

1974

| DATE | OPPONENT | RUSH (ATT-YDS-TD) | PASS (COMP-ATT-INT-TD-YDS) | REC. (REC-YDS-TD) | P (ATT-YDS, AVG.) | FG (FGM Yds) | TACKLES (TOTAL) |
|----------|---------------------|---------------------------|--------------------------------|------------------------|----------------------------|------------------------------|-----------------------|
| 9/14/74 | Pacific | Mike Belew (30-126-1) | Bobby McKinley (9-17-1-1-113) | Tanny Johnson (3-33-0) | Mike Walker (5-224, 44.8) | None | Shannon Thompson (12) |
| 9/21/74 | Utah | Mike Belew (36-168-1) | Bobby McKinley (6-9-0-3-135) | Mike Walker (4-94-1) | Mike Walker (7-278, 39.7) | Bronko Belichesky (37,30) | Gordon Harper (9) |
| 9/28/74 | San Diego State | Mike Belew (20-114-0) | Bobby McKinley (5-19-2-0-112) | Flash Collins (1-47-0) | Mike Walker (8-316, 39.5) | None | Two players (11) |
| 10/5/74 | at Arizona | Mike Belew (19-30-1) | Bobby McKinley (9-11-1-0-144) | Flash Collins (3-83-1) | Mike Walker (7-283, 40.4) | None | Shannon Thompson (10) |
| 10/12/74 | at New Mexico State | Don Willis (12-65-0) | Bobby McKinley (11-21-2-2-138) | Art Belvin (4-60-1) | Mike Walker (6-254, 42.3) | None | Two players (10) |
| 10/19/74 | at BYU | Bobby McKinley (15-103-1) | Bobby McKinley (7-16-0-2-121) | Flash Collins (2-67-1) | Mike Walker (8-348, 43.5) | None | Two players (10) |
| 10/26/74 | at Texas-Arlington | Ray Holt (20-91-4) | Bobby McKinley (6-9-1-0-161) | Art Belvin (2-78-0) | Mike Walker (4-177, 44.3) | None | Two players (13) |
| 11/2/74 | at Arizona State | Tanny Johnson (6-75-0) | Bobby McKinley (13-32-1-1-164) | James Hubbard (6-72-1) | Mike Walker (8-327, 40.8) | Bronko Belichesky (31,25,51) | Gordon Harper (10) |
| 11/9/74 | Wyoming | Ray Holt (27-106-1) | Bobby McKinley (10-17-1-2-173) | James Hubbard (3-58-1) | Mike Walker (5-230, 46.0) | None | Shannon Thompson (11) |
| 11/16/74 | at Colorado State | Don Willis (9-38-0) | Bobby McKinley (10-19-1-1-118) | Art Belvin (4-63-1) | Mike Walker (11-399, 36.3) | Bronko Belichesky (40) | Hal Barnett (11) |
| 11/23/74 | New Mexico | Ray Holt (9-52-1) | Bobby McKinley (7-17-2-1-135) | Mike Walker (2-73-0) | Mike Walker (6-243, 40.5) | None | Three with (12) |

1975

| DATE | OPPONENT | RUSH (ATT-YDS-TD) | PASS (COMP-ATT-INT-TD-YDS) | REC. (REC-YDS-TD) | P (ATT-YDS, AVG.) | FG (FGM Yds) | TACKLES (TOTAL) |
|----------|----------------------|---------------------------|--------------------------------|-------------------------|----------------------------|------------------------|---------------------|
| 9/6/75 | at San Diego State | Ray Holt (17-38-1) | Bobby McKinley (5-18-1-0-73) | Flash Collins (2-37-0) | Jack West (6-198, 33.3) | Miguel Alvarez (36) | Harold Sampson (10) |
| 9/13/75 | New Mexico State | Ray Holt (18-80-1) | Bobby McKinley (10-20-0-2-113) | Flash Collins (5-61-0) | Jerry Walker (5-216, 43.2) | Miguel Alvarez (28) | Harold Sampson (12) |
| 9/20/75 | East Tennessee State | Robert Elliott (21-67-0) | Bobby McKinley (3-19-1-0-58) | Flash Collins (1-43-0) | Jerry Walker (8-366, 45.8) | Miguel Alvarez (47,43) | Two players (12) |
| 10/4/75 | at Pacific | Robert Elliott (16-78-0) | Bobby McKinley (13-26-3-0-157) | Bill Avery (3-45-0) | Jerry Walker (7-277, 39.6) | Miguel Alvarez (26) | Hal Barnett (14) |
| 10/11/75 | Arizona | Bobby Elliott (23-134-0) | Bobby McKinley (4-11-3-0-43) | Bill Avery (4-42-0) | Jerry Walker (6-257, 42.8) | None | Lee Mitchell (13) |
| 10/18/75 | at Wyoming | Robert Elliott (14-100-1) | Bobby McKinley (6-14-2-1-94) | Bill Avery (1-51-1) | Jerry Walker (7-352, 50.2) | None | Hal Barnett (11) |
| 10/25/75 | at Arizona State | Robert Elliott (22-90-0) | Bobby McKinley (1-12-2-0-11) | Kevin Baker (1-11-0) | Jerry Walker (8-361, 45.1) | Miguel Alvarez (46,45) | Hal Barnett (15) |
| 11/1/75 | at New Mexico | Robert Elliott (27-171-0) | Bobby McKinley (3-15-1-0-45) | Flash Collins (2-36-0) | Jerry Walker (7-242, 34.6) | Miguel Alvarez (46) | Hal Barnett (10) |
| 11/8/75 | Colorado State | Robert Elliott (24-86-1) | Bobby McKinley (3-10-0-0-51) | Harold Johnson (2-37-0) | Jerry Walker (9-378, 42.0) | None | Hal Barnett (20) |
| 11/15/75 | at Hawaii | Robert Elliott (15-56-0) | Steve Smith (2-3-0-1-67) | Bill Avery (1-57-1) | Jerry Walker (7-302, 43.1) | Miguel Alvarez (47) | Art Belvin (12) |
| 11/22/75 | BYU | Ray Holt (23-97-1) | Steve Smith (5-14-0-0-66) | Harold Johnson (5-97-0) | Jerry Walker (7-280, 40.0) | Miguel Alvarez (42) | Art Belvin (13) |

T GAME-BY-GAME LEADERS

1976

| DATE | OPPONENT | RUSH (ATT-YDS-TD) | PASS (COMP-ATT-INT-TD-YDS) | REC (REC-YDS-TD) | P (ATT-YDS, AVG.) | FG (FGM YDS) | TACKLES (TOTAL) |
|----------|---------------------|---------------------------|----------------------------|--------------------------|-----------------------------|------------------------|-----------------------|
| 9/4/76 | Texas-Arlington | Robert Elliott (32-164-0) | Don Amerson (5-9-0-0-69) | Dale Waasted (1-25-0) | Jerry Walker (2-85, 42.5) | Miguel Alvarez (29,55) | Harold Sampson (9) |
| 9/11/76 | at New Mexico State | Robert Elliott (22-85-0) | Don Amerson (4-12-0-0-61) | Kevin Baker (1-28-0) | Jerry Walker (6-258, 43.0) | Miguel Alvarez (37) | Charles Underwood (8) |
| 9/18/76 | New Mexico | Tanny Johnson (14-61-0) | Don Amerson (4-12-0-0-46) | Kevin Baker (2-27-0) | Jerry Walker (6-238, 39.7) | None | Elroy Stoglin (12) |
| 10/2/76 | at Utah | Ron Bachofer (12-73-0) | Don Amerson (6-12-0-0-97) | Dean Allcorn (3-66-0) | Jerry Walker (7-276, 39.4) | None | Two players (13) |
| 10/9/76 | at Arizona | Ray Holt (6-57-0) | Steve Smith (5-11-1-1-75) | Dean Allcorn (2-64-1) | Jerry Walker (6-227, 37.8) | None | Mike Young (9) |
| 10/16/76 | Arizona State | Robert Elliott (21-78-1) | Steve Smith (4-16-0-0-40) | Harold Johnson (1-15-0) | Jerry Walker (11-435, 39.5) | None | Harold Sampson (8) |
| 10/23/76 | at Colorado State | Robert Elliott (18-52-0) | Steve Smith (3-11-3-0-62) | Harold Johnson (2-46-0) | Jerry Walker (8-331, 41.4) | None | Elroy Stoglin (10) |
| 10/30/76 | San Diego State | Robert Elliott (20-131-2) | Steve Smith (5-11-3-0-55) | Robert Elliott (2-27-0) | Jerry Walker (5-179, 35.8) | Miguel Alvarez (37) | Harold Sampson (12) |
| 11/6/76 | at BYU | George Henderson (5-92-0) | Steve Smith (5-9-1-2-133) | Harold Johnson (4-118-1) | Jerry Walker (7-255, 36.4) | None | Lee Mitchell (9) |
| 11/13/76 | Wyoming | Robert Elliott (20-90-0) | Steve Smith (9-23-1-0-160) | Dean Allcorn (3-44-0) | Jerry Walker (5-170, 34.0) | Miguel Alvarez (35) | Art Belvin (13) |
| 11/20/76 | at Hawaii | Ray Holt (15-155-0) | Steve Smith (6-16-2-0-89) | Harold Johnson (4-56-0) | Jerry Walker (5-189, 37.8) | Miguel Alvarez (24,23) | Two players (8) |
| 11/27/76 | Oklahoma State | Robert Elliott (14-72-1) | Steve Smith (7-19-2-0-63) | Robert Elliott (4-30-0) | Jerry Walker (3-129, 43.0) | Miguel Alvarez (31,40) | Two players (9) |

1977

| DATE | OPPONENT | RUSH (ATT-YDS-TD) | PASS (COMP-ATT-INT-TD-YDS) | REC (REC-YDS-TD) | P (ATT-YDS, AVG.) | FG (FGM YDS) | TACKLES (TOTAL) |
|----------|--------------------|---------------------------|-------------------------------|--------------------------|-----------------------------|---------------------|-----------------------|
| 9/10/77 | North Texas | Robert Elliott (23-96-0) | Don Amerson (6-8-1-1-106) | Bubba Garcia (7-105-1) | Jerry Walker (7-265 (37.9) | Miguel Alvarez (39) | Mike Young (11) |
| 9/17/77 | at Wyoming | Robert Elliott (27-116-0) | Mike McCall (9-18-2-2-125) | Bubba Garcia (6-114-2) | Jerry Walker (9-330 (36.6) | Miguel Alvarez (30) | Curtis Stevenson (11) |
| 9/24/77 | at Oklahoma State | Robert Elliott (22-94-0) | Don Amerson (3-8-0-0-82) | Bubba Garcia (3-85-0) | Jerry Walker (10-426 (42.6) | None | Curtis Stevenson (13) |
| 10/1/77 | New Mexico State | Tanny Johnson (3-75-1) | Oscar Ramirez (8-21-2-2-128) | Tanny Johnson (3-75-1) | Jerry Walker (4-183 (45.7) | Miguel Alvarez (36) | Two players (11) |
| 10/8/77 | Colorado State | Tanny Johnson (16-14-0) | Oscar Ramirez (13-31-2-3-360) | Bubba Garcia (4-147-1) | Jerry Walker (9-365 (40.6) | Miguel Alvarez (22) | Harold Sampson (16) |
| 10/15/77 | at San Diego State | Tanny Johnson (9-36-0) | Oscar Ramirez (19-37-1-1-199) | Bubba Garcia (10-91-1) | Jerry Walker (7-269 (38.4) | None | Darrell Sneed (8) |
| 10/22/77 | at Arizona State | Robert Elliott (15-134-0) | Mike McCall (1-6-0-0-10) | Harold Johnson (1-10-0) | Jerry Walker (8-360 (45.0) | Miguel Alvarez (31) | Keith Black (16) |
| 11/5/77 | at New Mexico | Robert Elliott (23-133-1) | Oscar Ramirez (7-22-1-1-116) | Harold Johnson (3-111-1) | Jerry Walker (5-223 (44.6) | Miguel Alvarez (43) | Keith Black (14) |
| 11/12/77 | at Utah | Robert Elliott (14-67-0) | Oscar Ramirez (9-23-1-1-115) | Bubba Garcia (6-86-0) | Jerry Walker (4-180 (45.0) | Miguel Alvarez (38) | Harold Sampson (16) |
| 11/19/77 | Arizona | Robert Elliott (19-94-0) | Oscar Ramirez (16-28-2-3-150) | Bubba Garcia (9-109-2) | Jerry Walker (9-356 (39.6) | Miguel Alvarez (34) | Elroy Stoglin (14) |
| 11/26/77 | BYU | Robert Elliott (32-202-0) | Oscar Ramirez (10-31-4-2-167) | Bubba Garcia (3-67-2) | Jerry Walker (7-292 (41.7) | None | Larry Moore (8) |

1978

| DATE | OPPONENT | RUSH (ATT-YDS-TD) | PASS (COMP-ATT-INT-TD-YDS) | REC (REC-YDS-TD) | P (ATT-YDS, AVG.) | FG (FGM YDS) | TACKLES (TOTAL) |
|----------|---------------------|--------------------------|-------------------------------|---------------------------|-----------------------------|--------------------|----------------------|
| 9/2/78 | at North Texas | Oscar Ramirez (10-38-0) | Oscar Ramirez (7-27-2-0-43) | Harold Johnson (3-27-0) | Jerry Walker (10-397, 39.7) | None | Larry Moore (13) |
| 9/9/78 | Air Force | Ray Holt (14-62-1) | Oscar Ramirez (9-20-3-2-180) | Frank Jarzombek (4-121-2) | Jerry Walker (4-160, 40.0) | None | Two players (18) |
| 9/16/78 | at New Mexico State | Ray Holt (10-77-0) | Oscar Ramirez (22-40-2-2-241) | Bubba Garcia (10-84-1) | Jerry Walker (7-314, 44.9) | Steve Folkner (28) | Larry Moore (12) |
| 9/23/78 | San Diego State | Ray Holt (16-114-1) | Oscar Ramirez (16-30-2-0-135) | Harold Johnson (12-102-0) | Jerry Walker (4-174, 43.5) | None | Carl Klann (15) |
| 9/30/78 | at Arizona State | Ray Holt (17-40-0) | Oscar Ramirez (5-15-2-0-43) | Harold Johnson (3-27-0) | Jerry Walker (5-205, 41.0) | None | Larry Moore (16) |
| 10/7/78 | at Colorado State | Ray Holt (11-50-0) | Oscar Ramirez (16-30-3-1-269) | Bubba Garcia (9-132-0) | Jerry Walker (5-211, 42.2) | Steve Folkner (47) | Darrell Sneed (16) |
| 10/21/78 | at BYU | Ray Holt (9-31-0) | Oscar Ramirez (6-25-1-0-32) | Larry Smith (1-32-0) | Jerry Walker (13-545, 41.9) | None | Darrell Sneed (14) |
| 10/28/78 | New Mexico | Willie Neal (10-26-0) | Oscar Ramirez (9-21-1-0-141) | Ray Holt (5-68-0) | Steve Folkner (9-375, 41.7) | None | Two players (12) |
| 11/4/78 | at Hawaii | Ray Holt (16-49-1) | Oscar Ramirez (12-21-1-1-149) | Bubba Garcia (6-70-1) | Jerry Walker (6-226, 37.7) | None | Larry Moore (11) |
| 11/11/78 | Utah | Ray Holt (19-88-0) | Oscar Ramirez (3-13-2-0-25) | Harold Johnson (2-18-0) | Jerry Walker (6-203, 33.8) | None | Larry Moore (15) |
| 11/18/78 | at UNLV | Ray Holt (13-39-0) | Oscar Ramirez (5-16-3-0-112) | Bubba Garcia (2-72-0) | Jerry Walker (8-317, 39.6) | None | Two players (9) |
| 11/25/78 | Wyoming | Oscar Ramirez (24-105-0) | Oscar Ramirez (8-20-1-1-90) | Harold Johnson (4-37-0) | Jerry Walker (9-390, 43.3) | None | Eddie Forkerway (11) |

1979

| DATE | OPPONENT | RUSH (ATT-YDS-TD) | PASS (COMP-ATT-INT-TD-YDS) | REC (REC-YDS-TD) | P (ATT-YDS, AVG.) | FG (FGM YDS) | TACKLES (TOTAL) |
|----------|--------------------|---------------------------|------------------------------|--------------------------|------------------------------|--------------------|----------------------|
| 9/1/79 | at North Texas | James Copeland (10-56-0) | David Stone (6-10-0-0-56) | Bubba Garcia (2-34-0) | Steve Folkner (9-372, 41.3) | None | Odell Pippins (11) |
| 9/8/79 | Pacific | James Copeland (21-152-0) | David Stone (7-13-1-1-103) | Paul Heesaker (1-48-1) | Steve Folkner (5-217, 43.4) | Steve Folkner (31) | Carl Klann (11) |
| 9/15/79 | New Mexico State | James Copeland (32-133-0) | David Stone (6-16-1-0-51) | Frank Jarzombek (1-15-0) | Steve Folkner (8-226, 40.8) | None | Larry Moore (12) |
| 9/22/79 | UNLV | James Copeland (18-61-0) | David Stone (2-5-0-0-33) | Frank Jarzombek (2-33-1) | Steve Folkner (8-353, 44.1) | Steve Folkner (51) | Larry Moore (12) |
| 9/29/79 | at BYU | Kenny Jones (14-64-0) | David Stone (4-9-1-1-70) | Elvin Taylor (1-38-0) | Steve Folkner (10-418, 41.8) | None | Jack Bennett (11) |
| 10/6/79 | at Wyoming | James Copeland (20-86-0) | Keith Castle (7-18-2-0-91) | David Logston (4-59-0) | Steve Folkner (6-231, 38.5) | Steve Folkner (22) | Larry Moore (15) |
| 10/13/79 | Colorado State | Virgil Glasgow (9-90-0) | David Stone (5-14-1-0-72) | Bobby Fowler (2-70-0) | Steve Folkner (8-362, 45.2) | Steve Folkner (32) | Darryl Carpenter (8) |
| 10/20/79 | at New Mexico | James Copeland (3-11-0) | Gerry Dickens (6-19-1-0-129) | Bubba Garcia (4-85-0) | Steve Folkner (10-400, 40.0) | None | Eddie Forkerway (9) |
| 9/27/79 | Hawaii | William Cash (8-52-0) | Keith Castle (10-16-1-0-106) | Bubba Garcia (2-35-0) | Steve Folkner (7-321, 45.9) | Steve Folkner (37) | Eddie Forkerway (8) |
| 11/10/79 | at Utah | Keith Castle (11-39-0) | Keith Castle (5-17-3-0-53) | David Logston (3-33-0) | Steve Folkner (5-249 (49.8) | None | Three players (8) |
| 11/17/79 | at San Diego State | James Copeland (4-27-0) | Keith Castle (13-27-0-0-130) | Kevin May (5-55-0) | Steve Folkner (8-291 (36.4) | None | Two players (13) |

1980

| DATE | OPPONENT | RUSH (ATT-YDS-TD) | PASS (COMP-ATT-INT-TD-YDS) | REC (REC-YDS-TD) | P (ATT-YDS, AVG.) | FG (FGM YDS) | TACKLES (TOTAL) |
|----------|---------------------|-----------------------------|---------------------------------|---------------------------|-----------------------------|-------------------|-----------------------|
| 9/6/80 | at Texas Tech | Delbert Thompson (17-91-0) | Paul Sieczkowski (13-22-1-1-73) | Delbert Thompson (4-32-0) | Steve Folkner 7-270, 38.6) | None | Darryl Carpenter (12) |
| 9/13/80 | at New Mexico State | Delbert Thompson (38-167-0) | Paul Sieczkowski (10-23-1-0-70) | Delbert Thompson (5-45-0) | Steve Folkner 7-280, 40.0) | Scott Wedell (31) | Raymond Morris (10) |
| 9/20/80 | North Texas State | Delbert Thompson (27-95-0) | Keith Castle (8-13-0-1-99) | David Logston (1-26-0) | Steve Folkner 7-315, 45.0) | Scott Wedell (22) | Raymond Morris (10) |
| 9/27/80 | at Pacific | Delbert Thompson (23-79-0) | Keith Castle (13-28-4-0-153) | Frank Jarzombek (5-77-0) | Steve Folkner 6-196, 32.7) | None | Odell Pippins (11) |
| 10/4/80 | at Hawaii | Delbert Allen (4-74-1) | Keith Castle (5-7-0-1-27) | Bobby Fowler (2-11-1) | Steve Folkner 4-153, 38.3) | None | Raymond Morris (11) |
| 10/11/80 | Utah | Delbert Thompson (15-102-0) | Keith Castle (4-10-0-0-51) | Don Kimball (1-31-0) | Steve Folkner 9-405, 45.0) | None | Odell Pippins (12) |
| 10/18/80 | at UNLV | James Copeland (12-37-1) | Jeff Riley (5-26-1-0-112) | Frank Jarzombek (6-98-0) | Steve Folkner 9-349, 38.7) | None | Holton Hill (9) |
| 10/25/80 | New Mexico | Delbert Thompson (15-47-0) | Keith Castle (4-10-1-0-33) | Kevin May (1-19-0) | Steve Folkner 12-537, 44.8) | None | Darryl Carpenter (11) |
| 11/1/80 | at BYU | James Copeland (18-55-0) | Paul Sieczkowski (8-24-1-0-36) | James Copeland (3-21-0) | Steve Folkner 10-380, 38.0) | None | Raymond Morris (7) |
| 11/8/80 | at Colorado State | Delbert Thompson (12-106-1) | Paul Sieczkowski (9-17-2-0-68) | Kevin May (2-31-0) | Steve Folkner 6-181, 30.2) | None | Mike Brown (14) |
| 11/15/80 | San Diego State | Delbert Thompson (26-107-0) | Paul Sieczkowski (3-7-0-0-39) | Bobby Fowler (1-27-0) | Steve Folkner 7-315, 45.0) | None | Raymond Morris (11) |
| 11/22/80 | Wyoming | Delbert Thompson (20-39-0) | Jeff Riley (9-21-1-1-153) | Delbert Thompson (5-70-0) | Steve Fowler 9-378, 42.0) | None | Raymond Morris (11) |



GAME-BY-GAME LEADERS

1981

| DATE | OPPONENT | RUSH (ATT-YDS-TD) | PASS (COMP-ATT-INT-TD-YDS) | REC (REC-YDS-TD) | P (ATT-YDS, AVG.) | FG (FGM YDS) | TACKLES (TOTAL) |
|----------|--------------------|-----------------------------|--------------------------------|---------------------------|---------------------------|-------------------------|---------------------|
| 9/5/81 | New Mexico State | Delbert Thompson (16-44-0) | Jay Wiley (5-12-0-0-69) | Delbert Thompson (5-50-0) | Rick Padia (10-451, 45.1) | None | Raymond Morris (12) |
| 9/12/81 | Texas A&I | Delbert Thompson (17-57-0) | Brad McEachern (13-26-1-1-115) | Delbert Allen (4-41-1) | Rick Padia (4-152, 38.0) | Scott Wedell (43,42,37) | Two players (7) |
| 9/19/81 | BYU | Kelly Burney (7-38-0) | Brad McEachern (6-19-0-0-47) | Delbert Allen (3-39-0) | Rick Padia (12-470, 39.2) | None | Mike Brown (8) |
| 10/2/81 | at Utah | Rob Moore (7-71-1) | Jeff Riley (8-25-0-0-99) | Kevin May (2-51-0) | Rick Padia (7-284, 40.5) | Scott Wedell (42) | Brian Kern (5) |
| 10/9/81 | at New Mexico | Rob Moore (5-14-0) | Brad McEachern (3-6-1-0-52) | Eric Anderson (2-35-0) | Rick Padia (11-428, 38.9) | Scott Wedell (49) | Raymond Morris (11) |
| 10/16/81 | at Wyoming | Delbert Thompson (7-47-0) | Jeff Riley (8-23-4-0-146) | Delbert Thompson (2-69-0) | Rick Padia (7-308, 44.0) | Scott Wedell (58,30) | Rodney Pruitt (14) |
| 11/7/81 | Hawaii | Greg Adams (14-91-1) | Brad McEachern (12-19-0-0-176) | Delbert Thompson (6-56-0) | Rick Padia (9-427, 47.4) | None | Wayne Matson (10) |
| 10/24/81 | Colorado State | Rob Moore (21-113-0) | Brad McEachern (13-22-1-2-158) | Kevin Ward (5-53-0) | Rick Padia (7-244, 34.9) | None | Raymond Morris (10) |
| 10/31/81 | at Arizona | Greg Adams (8-40-0) | Brad McEachern (8-17-2-0-108) | Jerry Jones (2-50-0) | Rick Padia (6-273, 45.5) | Scott Wedell (46) | Raymond Morris (15) |
| 11/21/81 | at San Diego State | Delbert Thompson (11-60-0) | Jeff Riley (9-11-2-1-132) | Kenny Jones (1-67-1) | Rick Padia (7-243, 34.7) | None | Kevin Ward (8) |
| 11/28/81 | UNLV | Delbert Thompson (14-170-1) | Jay Wiley (4-11-1-0-78) | Jerry Jones (1-55-0) | Rick Padia (7-313, 44.7) | None | Raymond Morris (14) |

1982

| DATE | OPPONENT | RUSH (ATT-YDS-TD) | PASS (COMP-ATT-INT-TD-YDS) | REC (REC-YDS-TD) | P (ATT-YDS, AVG.) | FG (FGM YDS) | TACKLES (TOTAL) |
|----------|---------------------|-------------------------------|----------------------------|------------------------|--------------------------|----------------------|---------------------|
| 9/4/82 | at New Mexico State | Jerry Jones (2-74-1) | Kevin Ward (4-13-0-0-44) | Delbert Allen (3-23-0) | Rick Padia (3-138, 46.0) | Scott Wedell (35,25) | Raymond Morris (12) |
| 9/11/82 | at Washington | Kevin Ward (17-71-0) | Kevin Ward (2-11-2-0-15) | Kevin May (1-9-0) | Rick Padia (7-269, 38.4) | None | Mike Gentry (16) |
| 9/18/82 | SMU | Bobby Earl Williams (17-74-0) | Kevin Ward (8-21-4-1-139) | Delbert Allen (1-59-1) | Rick Padia 3-126 (42.0) | Scott Wedell (47) | Mike Gentry (10) |
| 9/25/82 | at Hawaii | Kevin Ward (13-76-0) | Kevin Ward (7-15-0-1-75) | Jerry Jones (3-30-1) | Rick Padia (7-292, 41.7) | Scott Wedell (30) | Raymond Morris (12) |
| 10/2/82 | BYU | Jerry Jones (5-49-0) | Kevin Ward (4-13-1-0-39) | Delbert Allen (3-31-0) | Rick Padia (2-85, 42.5) | Scott Wedell (47) | Raymond Morris (13) |
| 10/9/82 | at UNLV | Kevin Ward (16-63-1) | Kevin Ward (11-20-0-0-110) | Robert Moore (3-35-0) | Rick Padia (9-294, 32.6) | None | Kevin Belcher (12) |
| 10/16/82 | at Arizona State | James Ricks (10-44-0) | Kevin Ward (7-18-0-0-46) | Kelly Seegars (3-32-0) | Rick Padia (7-318, 45.4) | Scott Wedell (39,46) | Raymond Morris (19) |
| 10/23/82 | Air Force | Kenny Jones (3-74-1) | Kevin Ward (6-14-2-0-59) | Jerry Jones (5-68-0) | Rick Padia (5-228, 45.6) | None | Mike Gentry (10) |
| 10/30/82 | at Colorado State | Kelly Burney (6-13-0) | Kevin Ward (12-35-0-0-185) | Jerry Jones (5-116-0) | Rick Padia (9-342, 38.0) | Scott Wedell (48,22) | Dan Salter (15) |
| 11/6/82 | New Mexico | Kelly Burney (17-77-0) | Kevin Ward (12-31-1-0-185) | Charlie Davis (3-76-0) | Rick Padia (9-396, 44.0) | Scott Wedell (33) | Dan Salter (13) |
| 11/13/82 | Utah | Kevin Ward (7-88-1) | Kevin Ward (9-15-0-0-75) | Kevin May (4-31-0) | Rick Padia (6-240, 40.0) | None | Raymond Morris (13) |
| 11/20/82 | Wyoming | Kevin Ward (20-134-2) | Kevin Ward (12-23-0-1-172) | Kevin May (5-110-1) | Rick Padia (2-59, 29.5) | Scott Wedell (46) | Raymond Morris (14) |

1983

| DATE | OPPONENT | RUSH (ATT-YDS-TD) | PASS (COMP-ATT-INT-TD-YDS) | REC (REC-YDS-TD) | P (ATT-YDS, AVG.) | FG (FGM YDS) | TACKLES (TOTAL) |
|----------|------------------|--------------------------|-------------------------------|------------------------|-------------------------------|----------------------------|---------------------|
| 9/3/83 | New Mexico State | Kevin Ward (19-125-2) | Kevin Ward (4-12-0-0-38) | Larry Linne (2-35-0) | Hector Salazar (7-266, 38.0) | Scott Wedell (38,44) | Mike Gentry (15) |
| 9/10/83 | Idaho State | Ernie Jackson (14-52-0) | Sammy Garza (4-15-1-0-76) | Larry Linne (1-52-0) | Hector Salazar (6-273, 45.5) | Scott Wedell (42) | Two players (10) |
| 9/17/83 | Baylor | Vic Stagliano (6-45-0) | Jay Cleveland (13-24-1-0-159) | Eric Anderson (3-51-0) | Hector Salazar (6-245, 40.8) | Scott Wedell (38,25) | Mike Gentry (17) |
| 9/24/83 | San Diego State | Robert Moore (9-81-0) | Jay Cleveland (5-13-1-0-89) | Larry Hock (1-26-0) | Hector Salazar (2-110, 55.0) | Scott Wedell (42) | Raymond Morris (11) |
| 10/1/83 | at Wyoming | Ernie Jackson (8-67-1) | Jay Cleveland (8-18-0-0-124) | Eric Anderson (4-74-0) | Hector Salazar (6-179, 29.8) | Scott Wedell (33) | Raymond Morris (12) |
| 10/8/83 | at Utah | Kevin Ward (4-41-0) | Sammy Garza (7-12-1-1-104) | Larry Hock (2-65-1) | Hector Salazar (7-294, 42.0) | Scott Wedell (22) | Raymond Morris (13) |
| 10/15/83 | at Air Force | Ernie Jackson (24-118-0) | Sammy Garza (15-22-0-3-189) | Larry Linne (3-45-1) | Hector Salazar (4-184, 46.0) | Scott Wedell (25) | Raymond Morris (11) |
| 10/22/83 | Colorado State | Sammy Garza (9-91-2) | Sammy Garza (12-25-4-0-68) | Keith Smith (4-22-0) | Hector Salazar (6-244, 40.6) | None | Raymond Morris (15) |
| 10/29/83 | at Hawaii | Vernon Cook (20-79-2) | Jay Cleveland (8-15-1-0-93) | Vernon Cook (1-54-0) | Hector Salazar (6-213, 35.5) | Scott Wedell (24) | Raymond Morris (16) |
| 11/5/83 | BYU | Vic Stagliano (4-24-0) | Jay Cleveland (21-39-2-1-232) | Larry Hock (4-88-0) | Hector Salazar (7-256, 36.6) | Scott Wedell (22) | Raymond Morris (20) |
| 11/12/83 | New Mexico | Vernon Cook (5-17-0) | Jay Cleveland (12-27-0-0-88) | Eric Anderson (5-30-0) | Hector Salazar (13-527, 40.5) | None | Raymond Morris (14) |
| 11/19/83 | Weber State | Kevin Ward (32-109-1) | Kevin Ward (0-3-0-0-0) | None | Rusty Lagow (7-283, 40.4) | Scott Wedell (37,38,52,27) | Brian Kern (10) |

1984

| DATE | OPPONENT | RUSH (ATT-YDS-TD) | PASS (COMP-ATT-INT-TD-YDS) | REC (REC-YDS-TD) | P (ATT-YDS, AVG.) | FG (FGM YDS) | TACKLES (TOTAL) |
|----------|---------------------|------------------------|-----------------------------|-------------------------|-----------------------------|-----------------------------|---------------------|
| 9/1/84 | at Texas A&M | Kevin Ward (13-64-0) | Sammy Garza (16-32-2-1-227) | Larry Linne (3-70-1) | Jay Cleveland (5-140, 28.0) | Hugo Castellanos (42,25,32) | Kelvin Wooten (10) |
| 9/8/84 | Idaho State | Kevin Ward (15-80-0) | Sammy Garza (5-14-1-0-65) | Eric Anderson (1-23-0) | Jay Cleveland (8-339, 42.3) | Jay Cleveland (37) | Seth Joyner (13) |
| 9/15/84 | at San Diego State | Tony George (8-36-0) | John Scoular (7-19-1-0-85) | Brad McEachern (2-24-0) | Jay Cleveland (8-308, 38.5) | None | Robert Murray (10) |
| 9/29/84 | New Mexico | Nicky Combs (9-69-0) | John Scoular (5-19-1-1-82) | Larry Linne (4-54-1) | Jay Cleveland (7-299, 42.7) | None | Nikita Blair (13) |
| 10/6/84 | at New Mexico State | Nicky Combs (21-124-0) | Sammy Garza (14-26-4-0-220) | Eric Anderson (6-112-0) | Jay Cleveland (4-148, 37.0) | Hugo Castellanos (43,22,32) | Seth Joyner (15) |
| 10/13/84 | Hawaii | Nicky Combs (32-169-0) | Sammy Garza (8-18-0-0-114) | Arnold Ducre (2-44-0) | Jay Cleveland (3-131, 43.7) | Hugo Castellanos (24,25) | Stacey Johnson (13) |
| 10/27/84 | at Utah | Kevin Ward (11-88-0) | Sammy Garza (8-17-2-1-56) | Brad McEachern (3-25-0) | Jay Cleveland (6-175, 29.2) | None | Two players (13) |
| 11/3/84 | at BYU | James Rose (19-93-0) | Kevin Ward (6-13-0-0-60) | Larry Linne (3-41-0) | Jay Cleveland (4-178, 44.5) | Hugo Castellanos (27) | Two players (5) |
| 11/10/84 | at Colorado State | Tony George (16-107-0) | Sammy Garza (9-20-3-2-130) | Eric Anderson (5-120-1) | Jay Cleveland (6-168, 28.0) | Hugo Castellanos (39) | Robert Murray (10) |
| 11/17/84 | Wyoming | Tony George (14-86-1) | Kevin Ward (2-3-0-0-41) | Keith Smith (2-34-0) | Jay Cleveland (3-145, 48.3) | None | Fred Williams (14) |
| 11/24/84 | Air Force | Tony George (18-112-0) | Sammy Garza (3-6-0-0-44) | Larry Linne (1-25-0) | Jay Cleveland (6-272, 45.3) | None | Seth Joyner (10) |

1985

| DATE | OPPONENT | RUSH (ATT-YDS-TD) | PASS (COMP-ATT-INT-TD-YDS) | REC (REC-YDS-TD) | P (ATT-YDS, AVG.) | FG (FGM YDS) | TACKLES (TOTAL) |
|----------|--------------------|-------------------------|-----------------------------|-------------------------|---------------------------------|-----------------------------|----------------------|
| 8/31/85 | at Air Force | John Harvey (12-54-0) | Jeff Remo (3-3-0-0-40) | Arnold Ducre (2-20-0) | Henry Castellanos (6-211, 35.2) | None | Robert Murray (9) |
| 9/7/85 | at SMU | John Harvey (16-138-1) | Sammy Garza (9-16-1-1-129) | Bob Keseday (2-20-0) | Henry Castellanos (6-262, 43.6) | Chris Jacke (33) | Kennedy Webster (13) |
| 9/14/85 | at Colorado State | John Harvey (30-232-3) | Sammy Garza (15-26-1-0-183) | Eric Anderson (5-94-0) | Henry Castellanos (3-120, 40.0) | Hugo Castellanos (35) | Robert Murray (11) |
| 9/21/85 | New Mexico State | Nicky Combs (18-134-0) | Sammy Garza (12-15-0-1-121) | Bob Keseday (4-42-0) | Henry Castellanos (3-135, 45.0) | Hugo Castellanos (29,43) | Robert Murray (15) |
| 9/28/85 | at Utah | Vince Jordan (20-182-1) | Sammy Garza (13-23-1-0-168) | Eric Anderson (3-82-0) | Henry Castellanos (7-340, 49.0) | Hugo Castellanos (48) | Bert Williams (10) |
| 10/12/85 | at Kent | Nicky Combs (14-57-0) | Sammy Garza (5-9-1-1-89) | Larry Linne (1-50-1) | Henry Castellanos (7-288, 41.1) | Hugo Castellanos (27) | Seth Joyner (14) |
| 10/26/85 | BYU | John Harvey (24-102-0) | Sammy Garza (8-17-2-1-146) | Larry Linne (3-56-0) | Henry Castellanos (6-272, 45.3) | Hugo Castellanos (50,31,29) | Seth Joyner (18) |
| 11/2/85 | New Mexico | John Harvey (30-137-0) | Sammy Garza (14-22-0-2-262) | Eric Anderson (4-114-1) | Henry Castellanos (4-106, 41.5) | Hugo Castellanos (31,33,29) | Clint Ulmer (16) |
| 11/9/85 | Hawaii | John Harvey (13-33-0) | Sammy Garza (9-16-2-0-127) | Larry Linne (4-87-0) | Henry Castellanos (8-337, 42.1) | None | Two players (16) |
| 11/16/85 | at San Diego State | Nicky Combs (19-62-0) | Sammy Garza (17-21-0-0-245) | Barry Parker (3-63-0) | Henry Castellanos (7-284, 40.6) | None | Fred Williams (7) |
| 12/7/85 | vs. Wyoming | John Harvey (17-81-1) | Sammy Garza (12-22-2-0-149) | Larry Linne (7-68-0) | Henry Castellanos (4-171, 43.0) | None | Robert Murray (15) |

GAME-BY-GAME LEADERS

1986

| DATE | OPPONENT | RUSH (ATT-YDS-TD) | PASS (COMP-ATT-INT-TD-YDS) | REC (REC-YDS-TD) | P (ATT-YDS, AVG.) | FG (FGM YDS) | TACKLES (TOTAL) |
|----------|---------------------|------------------------|-----------------------------|--------------------------|-----------------------------|--------------------------|--------------------|
| 8/30/86 | N. Michigan | John Harvey (7-72-1) | Sammy Garza (36-49-1-7-458) | Harold Collins (6-108-1) | None | Chris Jacke (4/5) | Scott Lynch (4) |
| 9/6/86 | Air Force | John Harvey (11-61-1) | Sammy Garza (27-39-2-2-290) | Barry Parker (9-109-1) | David Capka (4-151, 37.8) | None | Three players (13) |
| 9/13/86 | at New Mexico State | John Harvey (18-125-1) | Sammy Garza (24-38-1-1-300) | Barry Parker (4-86-0) | David Capka (4-126/31.5) | Hugo Castellanos (22) | Fred Williams (10) |
| 9/20/86 | at Hawaii | John Brazil (5-19-0) | Jeff Remo (8-13-0-1-68) | John Harvey (6-47-0) | David Capka (9-34.9, 38.8) | None | Eric Cooper (12) |
| 9/27/86 | at Iowa | Sammy Garza (15-27-0) | Sammy Garza (17-32-4-1-180) | Bob Keseday (7-85-0) | David Capka (7-309, 44.1) | None | Rickie Evans (12) |
| 10/4/86 | at Tennessee | Nicky Combs (10-50-0) | Sammy Garza (20-30-2-1-232) | Harold Collins (6-71-0) | David Capka (3-134, 44.6) | Chris Jacke (4/8) | Bert Williams (12) |
| 10/11/86 | at New Mexico | John Harvey (21-104-1) | Sammy Garza (29-51-0-2-407) | Bob Keseday (7-112-0) | David Capka (5-147, 29.4) | Hugo Castellanos (37) | Two players (10) |
| 10/18/86 | San Diego State | John Harvey (11-52-0) | Sammy Garza (14-24-1-1-165) | Arnie Adkison (1-35-0) | Arnie Adkison (6-263, 43.8) | Hugo Castellanos (38) | Two players (16) |
| 10/25/86 | at BYU | John Harvey (21-114-1) | Sammy Garza (13-29-2-0-190) | Harold Collins (4-98-0) | Arnie Adkison (8-327, 40.9) | Hugo Castellanos (47) | Doug Morgan (13) |
| 11/8/86 | at Wyoming | John Harvey (9-98-1) | Sammy Garza (18-33-3-0-201) | Bob Keseday (3-47-0) | Arnie Adkison (7-238, 34.0) | Hugo Castellanos (23,43) | Doug Morgan (10) |
| 11/22/86 | Colorado State | John Harvey (15-68-0) | Sammy Garza (25-32-2-2-242) | Bob Keseday (6-63-0) | Arnie Adkison (4-139, 34.8) | None | Fred Williams (19) |
| 11/29/86 | Utah | John Harvey (17-107-3) | Sammy Garza (28-38-0-4-402) | John Harvey (6-80-1) | Arnie Adkison (3-99, 33.0) | None | Fred Williams (19) |

1987

| DATE | OPPONENT | RUSH (ATT-YDS-TD) | PASS (COMP-ATT-INT-TD-YDS) | REC (REC-YDS-TD) | P (ATT-YDS, AVG.) | FG (FGM YDS) | TACKLES (TOTAL) |
|----------|--------------------|-----------------------------|-----------------------------|-----------------------------|-----------------------------|-----------------------------|--------------------|
| 9/5/87 | New Mexico State | John Harvey (19-110-1) | Pat Hegarty (15-29-1-2-155) | John Harvey (4-40-1) | Arnie Adkison (8-356, 44.5) | Hugo Castellanos (52) | Creg Evans (9) |
| 9/19/87 | at Colorado State | John Harvey (13-35-0) | Pat Hegarty (21-33-0-3-317) | Arnie Adkison (4-110-0) | Arnie Adkison (6-216, 36.0) | Hugo Castellanos (42) | Emilio Pittman (8) |
| 9/26/87 | Hawaii | John Harvey (24-145-3) | Pat Hegarty (11-27-4-1-156) | Rob Housler (2-37-0) | Arnie Adkison (7-266, 38.0) | None | Two players (7) |
| 10/3/87 | at Arizona State | John Harvey (13-42-0) | Pat Hegarty (27-45-2-0-307) | Barry Parker (5-88-0) | Arnie Adkison (8-275, 34.4) | Hugo Castellanos (46) | Doug Morgan (11) |
| 10/10/87 | at San Diego State | Pat Hegarty (15-24-1-2-256) | Pat Hegarty (15-24-1-2-256) | Arnie Adkison (3-108, 36.0) | Arnie Adkison (3-108, 36.0) | Hugo Castellanos (44,29,51) | Richie Wright (12) |
| 10/17/87 | Lamar | John Harvey (25-152-3) | Pat Hegarty (14-31-1-2-154) | Harold Collins (3-41-1) | Arnie Adkison (5-202, 40.4) | Hugo Castellanos (55) | Doug Morgan (16) |
| 10/24/87 | at Air Force | John Harvey (15-92-0) | Pat Hegarty (11-20-1-0-81) | Harold Collins (2-31-0) | Arnie Adkison (8-332, 41.5) | None | Dave Socie (12) |
| 10/31/87 | New Mexico | John Harvey (27-209-1) | Pat Hegarty (8-15-1-1-156) | Harold Collins (4-86-0) | Lance Brownlee (1-43, 43.0) | Hugo Castellanos (26,40) | Two players (9) |
| 11/7/87 | at Utah | John Harvey (37-202-3) | Pat Hegarty (20-35-4-1-340) | Arnie Adkison (10-200-1) | Arnie Adkison (2-76, 38.0) | None | Two players (8) |
| 11/14/87 | BYU | Eddie Dixon (10-52-0) | Pat Hegarty (11-14-1-2-142) | Arnie Adkison (3-60-2) | Arnie Adkison (8-285, 35.6) | Hugo Castellanos (39) | Doug Morgan (14) |
| 11/21/87 | Wyoming | Jeff Remo (11-94-0) | David Flores (7-13-1-0-90) | Barry Parker (1-39-0) | Robert Pounds (3-121, 40.3) | None | Doug Morgan (10) |

1988

| DATE | OPPONENT | RUSH (ATT-YDS-TD) | PASS (COMP-ATT-INT-TD-YDS) | REC (REC-YDS-TD) | P (ATT-YDS, AVG.) | FG (FGM YDS) | TACKLES (TOTAL) |
|----------|---------------------|---------------------------|-----------------------------|--------------------------|------------------------------|---------------------------|-------------------|
| 9/3/88 | Mankato State | John Harvey (15-125-2) | Pat Hegarty (10-20-0-1-208) | Reggie Barrett (1-69-1) | Lance Brownlee (3-124, 41.3) | Chris Jacke (25,25,31) | Terry Walker (11) |
| 9/10/88 | Weber State | John Harvey (16-135-4) | Pat Hegarty (15-22-0-1-163) | Clarence Seay (4-44-0) | Lance Brownlee (2-94, 47.0) | Chris Jacke (48,25) | Ken Sale (12) |
| 9/17/88 | at BYU | John Harvey (23-77-0) | Pat Hegarty (19-40-3-2-192) | Rob Housler (3-53-0) | Lance Brownlee (8-385, 48.1) | Chris Jacke (34,25) | Doug Morgan (9) |
| 9/24/88 | at Tulsa | Scotter Menifee (16-43-1) | Pat Hegarty (18-43-0-2-276) | Reggie Barrett (6-94-1) | Lance Brownlee (9-330, 36.7) | Chris Jacke (26,26) | Doug Morgan (16) |
| 10/1/88 | Utah | Willie Fuller (16-173-3) | Pat Hegarty (16-24-0-0-226) | Reggie Barrett (7-76-0) | Lance Brownlee (5-209, 41.8) | Chris Jacke (4/9) | Creg Evans (16) |
| 10/8/88 | at Hawaii | John Harvey (20-121-0) | Pat Hegarty (19-27-1-3-287) | Reggie Barrett (9-177-1) | Lance Brownlee (6-259, 43.2) | None | Ken Sale (14) |
| 10/15/88 | Colorado State | John Harvey (18-69-1) | Pat Hegarty (18-32-1-2-247) | Reggie Barrett (4-65-1) | Lance Brownlee (2-86, 43.0) | Chris Jacke (47,48,26,27) | Creg Evans (11) |
| 10/22/88 | at New Mexico | Willie Fuller (10-120-0) | Pat Hegarty (15-25-0-3-235) | Reggie Barrett (6-89-1) | Lance Brownlee (4-140, 35.0) | Chris Jacke (51,47,51) | Two players (6) |
| 10/29/88 | at New Mexico State | Scotter Menifee (11-59-0) | Pat Hegarty (16-26-3-2-182) | Arnie Adkison (6-68-1) | Lance Brownlee (5-188, 37.6) | None | Doug Morgan (10) |
| 11/5/88 | at Wyoming | Scotter Menifee (9-50-0) | Pat Hegarty (7-25-0-0-66) | Reggie Barrett (2-25-0) | Lance Brownlee (8-337, 42.1) | Chris Jacke (42,44) | Ken Sale (11) |
| 11/12/88 | San Diego State | Willie Fuller (8-85-2) | Pat Hegarty (15-24-0-1-244) | Ricki Lopez (5-82-1) | Lance Brownlee (2-103, 51.5) | Chris Jacke (46,40,51) | Ken Sale (12) |
| 11/19/88 | Air Force | John Harvey (14-94-2) | Pat Hegarty (13-22-1-0-203) | Willie Fuller (3-58-0) | Lance Brownlee (3-147, 49.0) | Chris Jacke (29,52,27) | Doug Morgan (11) |
| 12/23/88 | vs. Southern Miss | Willie Fuller (9-31-0) | Pat Hegarty (14-27-0-1-203) | Reggie Barrett (9-119-1) | Lance Brownlee (6-235, 39.2) | Chris Jacke (37) | Two players (8) |

1989

| DATE | OPPONENT | RUSH (ATT-YDS-TD) | PASS (COMP-ATT-INT-TD-YDS) | REC (REC-YDS-TD) | P (ATT-YDS, AVG.) | FG (FGM YDS) | TACKLES (TOTAL) |
|----------|-------------------|----------------------------|-------------------------------|--------------------------|-------------------------------|------------------------------|-------------------|
| 9/2/89 | Tulsa | Creg Evans (7-28-0) | Howard Gasser (22-37-2-1-237) | Clarence Seay (4-61-1) | Lance Brownlee (6-218, 36.3) | None | Troy Reffett (15) |
| 9/9/89 | Lamar | Scotter Menifee (23-103-2) | Howard Gasser (25-34-1-0-273) | Scotter Menifee (8-79-0) | Lance Brownlee (6-231, 38.5) | Dominick Cefalone (40,21) | Troy Reffett (12) |
| 9/16/89 | at New Mexico St. | Scotter Menifee (24-103-0) | Howard Gasser (9-27-3-1-121) | Reggie Barrett (4-64-1) | Lance Brownlee (7-269, 35.4) | Dominick Cefalone (35) | Ken Sale (9) |
| 9/23/89 | at Air Force | Creg Evans (5-11-0) | Howard Gasser (23-44-1-3-384) | Reggie Barrett (9-163-2) | Lance Brownlee (4-160, 40.0) | None | Ken Sale (12) |
| 9/30/89 | at Arkansas | Scotter Menifee (9-26-0) | Howard Gasser (12-29-2-0-145) | Reggie Barrett (6-83-0) | Lance Brownlee (10-378, 37.8) | None | Ken Sale (9) |
| 10/7/89 | Utah | Creg Evans (14-117-0) | Howard Gasser (12-26-1-5-388) | Reggie Barrett (5-117-3) | Lance Brownlee (7-277, 39.6) | None | Two players (11) |
| 10/14/89 | New Mexico | Scotter Menifee (16-142-0) | Howard Gasser (11-21-1-1-205) | Reggie Barrett (6-132-1) | Lance Brownlee (6-203, 33.8) | Dominick Cefalone (45,30,35) | Two players (11) |
| 10/21/89 | at Utah | Creg Evans (21-85-0) | Howard Gasser (27-50-4-2-301) | Larry Sims (6-62-1) | Lance Brownlee (4-201, 50.3) | Dominick Cefalone (24) | Troy Reffett (10) |
| 10/28/89 | San Diego State | Larry Sims (8-39-1) | Howard Gasser (16-37-3-2-257) | Reggie Barrett (6-140-2) | Lance Brownlee (4-167, 41.8) | Dominick Cefalone (25) | O.T. Thomas (13) |
| 11/4/89 | at Hawaii | Scotter Menifee (10-36-0) | Howard Gasser (11-19-1-1-172) | Reggie Barrett (3-108-1) | Lance Brownlee (6-246, 41.0) | None | Pete Shufelt (11) |
| 11/11/89 | Colorado State | James Washington (6-35-0) | Howard Gasser (11-19-0-0-103) | Reggie Barrett (5-57-0) | Lance Brownlee (10-399, 39.9) | None | Ken Sale (11) |
| 11/18/89 | at Wyoming | Creg Evans (14-77-0) | Tres Sullivan (15-32-0-0-218) | Reggie Barrett (7-104-0) | Lance Brownlee (8-353, 44.1) | Dominick Cefalone (47) | O.T. Thomas (8) |

1990

| DATE | OPPONENT | RUSH (ATT-YDS-TD) | PASS (COMP-ATT-INT-TD-YDS) | REC (REC-YDS-TD) | P (ATT-YDS, AVG.) | FG (FGM YDS) | TACKLES (TOTAL) |
|----------|--------------------|--------------------------|-------------------------------|---------------------------|------------------------------|-------------------------------|---------------------|
| 9/1/90 | BYU | Kevin Bogan (18-65-0) | Mike Perez (17-34-1-0-235) | Reggie Barrett (8-165-0) | Lance Brownlee (8-353, 44.1) | Jason Gillespie (44) | Barron Wortham (15) |
| 9/8/90 | New Mexico State | Kevin Bogan (27-123-1) | Mike Perez (13-27-1-2-149) | Ricki Lopez (3-43-1) | Lance Brownlee (6-196, 32.7) | None | Pete Shufelt (15) |
| 9/15/90 | at Tennessee | Kevin Bogan (15-36-0) | Mike Perez (12-26-1-0-103) | Ansel Littlejohn (2-36-0) | Lance Brownlee (9-395, 43.9) | None | Pete Shufelt (13) |
| 9/22/90 | at Colorado State | Mike Perez (14-67-0) | Mike Perez (11-24-2-0-127) | Reggie Barrett (3-43-0) | Lance Brownlee (6-220, 36.7) | None | Barron Wortham (14) |
| 9/29/90 | Sam Houston State | Kenny Brown (10-39-0) | Mike Perez (10-19-0-2-172) | Reggie Barrett (4-75-1) | Lance Brownlee (6-242, 40.3) | Jason Gillespie (42) | O.T. Thomas (12) |
| 10/6/90 | at New Mexico | Kenny Brown (8-64-0) | Mike Perez (8-19-1-0-92) | Ricki Lopez (4-54-0) | Lance Brownlee (6-248, 41.3) | None | Pete Shufelt (12) |
| 10/13/90 | Hawaii | Kevin Bogan (20-93-0) | Mike Perez (14-24-0-0-123) | Glenn Bishop (3-38-0) | Lance Brownlee (4-156, 39.0) | Jason Gillespie (20,33,28,20) | Pete Shufelt (19) |
| 10/20/90 | at Utah | Kevin Bogan (21-71-0) | Mike Perez (14-33-3-1-208) | Glenn Bishop (5-141-2) | Lance Brownlee (2-85, 43.0) | Jason Gillespie (44,50,35) | Barron Wortham (17) |
| 10/27/90 | Wyoming | Kevin Bogan (12-50-0) | Mike Perez (20-38-0-1-203) | Reggie Barrett (6-114-1) | Lance Brownlee (7-239, 34.1) | Jason Gillespie (23) | Anthony Hooks (13) |
| 11/17/90 | Air Force | Patrick Bailey (14-38-0) | Howard Gasser (32-48-0-1-364) | Reggie Barrett (7-145-0) | Lance Brownlee (7-306, 43.7) | None | Two players (11) |
| 11/24/90 | at San Diego State | Patrick Bailey (11-12-1) | Howard Gasser (24-44-2-2-299) | Reggie Barrett (8-117-0) | Lance Brownlee (6-225, 37.5) | Jason Gillespie (31) | Barron Wortham (14) |



GAME-BY-GAME LEADERS

1991

| DATE | OPPONENT | RUSH (ATT-YDS-TD) | PASS (COMP-ATT-INT-TD-YDS) | REC (REC-YDS-TD) | P (ATT-YDS, AVG.) | FG (FGM YDS) | TACKLES (TOTAL) |
|-----------------|---------------------|---------------------------|----------------------------|----------------------------|-----------------------|-------------------------------|---------------------|
| 8/31/91 | New Mexico | Patrick Bailey (23-115-2) | Mike Perez (11-20-0-1-140) | Glenn Bishop (2-48-0) | Ed Bunn (7-321, 45.9) | Jason Gillespie (42) | O.J. Thomas (6) |
| 9/7/91 | at Baylor | Kenny Brown (9-57-0) | Shawn Gray (2-3-1-1-38) | Kevin Caldwell (3-42-1) | Ed Bunn (8-299, 37.3) | None | Barron Wortham (9) |
| 9/14/91 | at New Mexico State | David Miles (21-87-0) | Mike Perez (14-24-0-2-210) | Kevin Caldwell (4-81-1) | Ed Bunn (5-223, 44.6) | Jason Gillespie (27) | Barron Wortham (10) |
| 9/21/91 | Northwestern State | Shawn Gray (10-49-0) | Mike Perez (4-11-1-0-44) | Kevin Caldwell (2-32-0) | Ed Bunn (5-212, 42.4) | None | Barron Wortham (16) |
| 9/28/91 | at Wyoming | David Miles (11-61-0) | Mike Perez (10-20-0-2-144) | Glenn Bishop (7-146-2) | Ed Bunn (6-284, 47.3) | Jason Gillespie (30,26) | Pete Shufelt (10) |
| 10/19/91 | at BYU | Patrick Bailey (12-64-1) | Mike Perez (12-35-1-2-241) | Glenn Bishop (6-114-1) | Ed Bunn (8-354, 44.3) | Jason Gillespie (51) | Pat Cannon (12) |
| 10/5/91 (20) | Colorado State | Shawn Gray (12-74-0) | Mike Perez (6-12-1-0-83) | Glenn Bishop (2-31-0) | Ed Bunn (4-160, 40.0) | Jason Gillespie (52,39,37,49) | Barron Wortham |
| 10/19/91 | San Diego State | Patrick Bailey (9-58-0) | Mike Perez (12-23-0-2-173) | Glenn Bishop (4-66-1) | Ed Bunn (4-152, 38.0) | None | Barron Wortham (18) |
| 10/26/91 | at Air Force | Kevin Bogan (8-48-0) | Mike Perez (15-28-0-0-181) | Glenn Bishop (5-80-0) | Ed Bunn (3-118, 39.3) | Jason Gillespie (37,53) | Barron Wortham (21) |
| 11/9/91 | at Hawaii | Patrick Bailey (12-49-0) | Mike Perez (16-24-0-1-290) | Ansel Littlejohn (4-129-0) | Ed Bunn (4-166, 41.5) | Jason Gillespie (34,22) | Gonzalo Floyd (11) |
| 11/16/91 | Utah | Kenny Brown (8-72-0) | Mike Perez (13-27-3-0-218) | Glenn Bishop (3-74-0) | Ed Bunn (3-110, 36.7) | None | Barron Wortham (15) |
| 11/23/91 | Louisiana Tech | Patrick Bailey (6-38-0) | Mike Perez (13-28-0-0-180) | Chris Brasfield (2-54-0) | Ed Bunn (6-276, 46.0) | Jason Gillespie (33) | Barron Wortham (16) |

1992

| DATE | OPPONENT | RUSH (ATT-YDS-TD) | PASS (COMP-ATT-INT-TD-YDS) | REC (REC-YDS-TD) | P (ATT-YDS, AVG.) | FG (FGM YDS) | TACKLES (TOTAL) |
|----------|--------------------|---------------------------|----------------------------|------------------------|------------------------------|------------------------|---------------------|
| 9/5/92 | BYU | Ivory Durio (10-60-0) | Shawn Gray (14-18-1-0-174) | J.J. Rowlett (8-108-0) | Ed Bunn (3-181, 60.3) | None | Barron Wortham (13) |
| 9/12/92 | at UNLV | Raymond Lindholm (8-46-0) | Mike Perez (7-20-1-0-67) | David Miles (1-28-0) | Ed Bunn (6-287, 47.8) | Marshall Young (21) | Barron Wortham (8) |
| 9/19/92 | New Mexico State | Ivory Durio (10-55-0) | Mike Perez (11-22-1-1-168) | J.J. Rowlett (2-78-1) | Ed Bunn (4-216, 54.0) | Marshall Young (35) | Greg Shead (11) |
| 10/3/92 | Air Force | Shawn Gray (19-72-2) | Shawn Gray (16-33-1-0-170) | Derrick Brown (6-70-0) | Ed Bunn (4-207, 51.8) | None | Barron Wortham (8) |
| 10/10/92 | at Colorado State | Shawn Gray (10-78-1) | Shawn Gray (10-22-0-0-177) | J.J. Rowlett (4-94-0) | Ed Bunn (2-98, 49.0) | Marshall Young (24) | Barron Wortham (12) |
| 10/17/92 | at San Diego State | Shawn Gray (18-65-0) | Shawn Gray (12-31-2-1-166) | Derrick Brown (5-95-1) | Ed Bunn (6-249, 41.5) | Marshall Young (47,46) | Barron Wortham (8) |
| 10/24/92 | Utah | Jesse Villareal (2-80-0) | Shawn Gray (4-15-1-0-121) | David Miles (1-52-0) | Ed Bunn (7-308, 44.0) | Marshall Young (33,36) | Barron Wortham (15) |
| 10/31/92 | Hawaii | John Haqq (4-30-0) | Mike Perez (9-18-0-0-105) | Derrick Brown (4-57-0) | Ed Bunn (4-201, 50.3) | None | Barron Wortham (19) |
| 11/7/92 | Tulsa | David Miles (15-92-0) | Shawn Gray (9-15-1-0-127) | Derrick Brown (3-66-0) | Ed Bunn (3-137, 45.7) | Marshall Young (26) | Barron Wortham (16) |
| 11/14/92 | at New Mexico | David Miles (15-68-1) | Shawn Gray (4-12-0-0-55) | Omar Durham (2-25-0) | Marshall Young (5-182, 36.4) | None | Barron Wortham (11) |
| 11/28/92 | Fresno State | Shawn Gray (10-71-0) | Shawn Gray (19-31-2-0-218) | Omar Durham (5-72-0) | Marshall Young (5-171, 34.2) | None | Barron Wortham (9) |

1993

| DATE | OPPONENT | RUSH (ATT-YDS-TD) | PASS (COMP-ATT-INT-TD-YDS) | REC (REC-YDS-TD) | P (ATT-YDS, AVG.) | FG (FGM YDS) | TACKLES (TOTAL) |
|----------|---------------------|------------------------|------------------------------|------------------------|------------------------------|---------------------------|---------------------|
| 9/4/93 | at Arizona | Kaio Aumua (6-25-0) | Shawn Gray (12-30-2-0-123) | J.J. Rowlett (6-112-0) | Bubba Moore (8-284, 35.5) | Marshall Young (48,45) | Barron Wortham (12) |
| 9/11/93 | UNLV | Kaio Aumua (12-100-1) | Shawn Gray (5-15-1-0-85) | Derrick Brown (1-27-0) | Bubba Moore (4-154, 38.5) | Marshall Young (24,41) | Barron Wortham (18) |
| 9/18/93 | at New Mexico State | Kaio Aumua (6-38-0) | Mike Perez (11-16-1-2-179) | J.J. Rowlett (8-118-0) | Bubba Moore (7-219, 31.3) | None | Barron Wortham (13) |
| 9/25/93 | at Hawaii | Ray Williams (8-29-0) | Mike Perez (11-22-2-0-76) | Derrick Brown (4-40-0) | Marshall Young (5-183, 36.6) | None | Gonzalo Floyd (10) |
| 10/2/93 | at North Carolina | Corey Tucker (11-69-1) | Corey Tucker (7-13-0-1-93) | Derrick Brown (2-72-1) | Marshall Young (1-43, 43.0) | Marshall Young (33) | Micheal Comer (15) |
| 10/9/93 | Wyoming | Ivory Durio (7-102-0) | Corey Tucker (6-17-1-1-140) | Alvin Black (3-68-1) | Marshall Young (5-207, 41.4) | None | Steve Thompson (14) |
| 10/16/93 | Utah | Ivory Durio (7-56-1) | Corey Tucker (9-23-0-1-176) | J.J. Rowlett (5-104-1) | Marshall Young (6-240, 40.0) | None | Barron Wortham (15) |
| 10/30/93 | at Air Force | Kaio Aumua (6-33-0) | Shawn Gray (5-6-0-1-86) | J.J. Rowlett (4-81-1) | Marshall Young (6-259, 43.2) | Marshall Young (46) | Barron Wortham (17) |
| 11/6/93 | at Fresno State | Kaio Aumua (22-100-0) | Corey Tucker (7-15-1-1-88) | John Haqq (3-44-1) | Marshall Young (3-126, 42.0) | Marshall Young (49) | Micheal Comer (8) |
| 11/13/93 | Colorado State | Ivory Durio (12-71-0) | Corey Tucker (12-24-1-0-149) | Derrick Brown (4-70-0) | Marshall Young (5-184, 36.8) | None | Barron Wortham (16) |
| 11/20/93 | New Mexico | Kaio Aumua (24-136-2) | Mike Perez (3-5-0-0-49) | Derrick Brown (1-36-0) | Marshall Young (4-148, 37.0) | Marshall Young (32,26,23) | Barron Wortham (12) |
| 11/27/93 | at Utah | Ivory Durio (12-66-1) | Corey Tucker (9-15-0-0-80) | Alvin Black (2-50-0) | Marshall Young (6-209, 34.8) | Marshall Young (28) | Barron Wortham (14) |

1994

| DATE | OPPONENT | RUSH (ATT-YDS-TD) | PASS (COMP-ATT-INT-TD-YDS) | REC (REC-YDS-TD) | P (ATT-YDS, AVG.) | FG (FGM YDS) | TACKLES (TOTAL) |
|----------|-------------------|------------------------------|----------------------------|---------------------------|-------------------------------|---------------------------|---------------------|
| 9/3/94 | at Wyoming | Toraino Singleton (9-107-1) | Shawn Gray (8-26-0-0-114) | J.J. Rowlett (5-92-0) | Marshall Young (10-368, 36.8) | None | Brian Vellmure (14) |
| 9/10/94 | Eastern Illinois | Toraino Singleton (38-153-1) | Shawn Gray (8-14-1-1-144) | J.J. Rowlett (3-55-1) | Marshall Young (3-137, 45.7) | Marshall Young (53,42) | Best Ihegborow (19) |
| 9/17/94 | New Mexico State | Toraino Singleton (36-143-2) | Shawn Gray (6-11-0-1-62) | Terrance Johnson (3-27-1) | Marshall Young (6-204, 34.0) | Marshall Young (46) | Larry Burton (13) |
| 9/24/94 | vs. Air Force | Toraino Singleton (12-36-0) | Shawn Gray (12-28-2-0-139) | J.J. Rowlett (4-70-0) | Marshall Young (9-317, 35.2) | None | Brian Vellmure (10) |
| 10/1/94 | Hawaii | Shawn Gray (34-170-1) | Shawn Gray (6-18-0-2-174) | Alvin Black (4-156-2) | Marshall Young (3-154, 51.3) | Marshall Young (37,29) | Brian Vellmure (10) |
| 10/8/94 | at Tulsa | Toraino Singleton (36-146-3) | Shawn Gray (14-26-0-1-205) | Alvin Black (6-100-0) | Marshall Young (7-301, 43.0) | Marshall Young (33) | Micheal Comer (13) |
| 10/15/94 | at Colorado State | Toraino Singleton (21-27-0) | Shawn Gray (11-30-1-0-116) | J.J. Rowlett (2-28-0) | Marshall Young (10-369, 36.9) | Marshall Young (40) | Micheal Comer (12) |
| 10/22/94 | BYU | Toraino Singleton (26-77-0) | Shawn Gray (10-23-1-3-227) | J.J. Rowlett (6-170-1) | Marshall Young (6-233, 38.8) | None | David Terrell (16) |
| 10/29/94 | at Utah | Toraino Singleton (18-57-0) | Shawn Gray (16-35-3-1-184) | J.J. Rowlett (6-102-1) | Marshall Young (5-236, 47.8) | None | Two players (12) |
| 11/12/94 | Fresno State | Toraino Singleton (25-144-1) | Shawn Gray (10-28-2-1-208) | Alvin Black (2-96-1) | Marshall Young (5-226, 45.2) | Marshall Young (33,30,44) | Micheal Comer (12) |
| 11/19/94 | at New Mexico | Toraino Singleton (37-217-2) | Shawn Gray (9-21-1-0-89) | J.J. Rowlett (5-46-0) | Marshall Young (2-84, 42.0) | None | David Terrell (12) |

1995

| DATE | OPPONENT | RUSH (ATT-YDS-TD) | PASS (COMP-ATT-INT-TD-YDS) | REC (REC-YDS-TD) | P (ATT-YDS, AVG.) | FG (FGM YDS) | TACKLES (TOTAL) |
|----------|---------------------|------------------------------|-------------------------------|----------------------------|-------------------------|------------------------|--------------------|
| 9/2/95 | at New Mexico State | Toraino Singleton (17-70-0) | Leonard Lilja (12-21-1-1-147) | Jason Blair (2-44-0) | Jon Olsen (4-150, 37.5) | Marshall Young (38) | Micheal Comer (13) |
| 9/9/95 | at Arizona State | Toraino Singleton (22-113-2) | John Rayborn (9-25-1-1-78) | Cedric Johnson (5-67-1) | Jon Olsen (9-376, 41.8) | None | Micheal Comer (16) |
| 9/16/95 | Valdosta State | Toraino Singleton (37-237-2) | John Rayborn (11-23-1-0-167) | Toraino Singleton (4-64-0) | Jon Olsen (4-185, 46.3) | Marshall Young (28,45) | Micheal Comer (10) |
| 9/23/95 | at Hawaii | Toraino Singleton (27-166-2) | John Rayborn (9-19-0-1-80) | Alvin Black (5-43-0) | Jon Olsen (6-244, 40.7) | None | Micheal Comer (17) |
| 9/30/95 | Utah | Toraino Singleton (12-43-0) | John Rayborn (8-17-0-1-82) | Cedric Johnson (2-86-1) | Jon Olsen (8-321, 40.1) | None | Micheal Comer (18) |
| 10/7/95 | at Air Force | Toraino Singleton (17-131-0) | John Rayborn (20-30-0-5-288) | Lawrence Brown (4-88-1) | Jon Olsen (2-83, 41.5) | Marshall Young (19) | David Terrell (12) |
| 10/14/95 | Tulsa | Toraino Singleton (27-100-1) | John Rayborn (9-21-2-1-101) | Alvin Black (7-56-0) | Jon Olsen (5-189, 37.8) | None | Micheal Comer (12) |
| 10/28/95 | San Diego State | Toraino Singleton (17-61-0) | John Rayborn (25-38-3-2-272) | Jimmy Carpenter (7-116-0) | Jon Olsen (5-186, 37.2) | None | Aaron Plante (15) |
| 11/4/95 | at Fresno State | Toraino Singleton (16-79-0) | John Rayborn (18-42-1-1-219) | Cedric Johnson (6-88-1) | Jon Olsen (8-322, 40.3) | None | Ray Bailie (15) |
| 11/11/95 | at Colorado State | Toraino Singleton (17-83-0) | John Rayborn (9-18-2-1-97) | Cedric Johnson (1-42-1) | Jon Olsen (7-312, 44.6) | Marshall Young (44) | Jason Dixon (10) |
| 11/18/95 | New Mexico | Toraino Singleton (37-199-1) | John Rayborn (12-19-0-1-166) | Jason Blair (6-95-1) | Jon Olsen (4-110, 27.5) | Marshall Young (41) | Micheal Comer (11) |
| 11/25/95 | Wyoming | Toraino Singleton (22-76-0) | John Rayborn (12-16-1-0-190) | Cedric Johnson (4-97-0) | Jon Olsen (6-211, 35.2) | None | Micheal Comer (14) |

GAME-BY-GAME LEADERS

1996

| DATE | OPPONENT | RUSH (ATT-YDS-TD) | PASS (COMP-ATT-INT-TD-YDS) | REC (REC-YDS-TD) | P (ATT-YDS, AVG.) | FG (FGM YDS) | TACKLES (TOTAL) |
|----------|-------------------|--------------------------|-------------------------------|--------------------------|-------------------------|----------------------|--------------------|
| 8/31/96 | at Arizona | Matt Hickl (2-21-0) | Leonard Lilja (8-20-2-0-95) | Cedric Johnson (7-80-0) | Jon Olsen (9-328, 36.4) | Jon Olsen (49) | Two players (10) |
| 9/14/96 | New Mexico State | Joseph Polk (33-148-0) | Leonard Lilja (6-9-0-2-73) | Jimmy Carpenter (3-56-2) | Jon Olsen (4-159, 39.8) | None | Micheal Comer (11) |
| 9/21/96 | at San Jose State | Joseph Polk (25-85-1) | Leonard Lilja (14-33-3-1-226) | Cedric Johnson (7-116-1) | Jon Olsen (6-218, 36.3) | Jon Olsen (32) | David Terrell (9) |
| 9/28/96 | at N. Illinois | Joseph Polk (26-96-0) | Matt Hickl (11-13-0-1-106) | Joseph Polk (2-43-1) | Jon Olsen (4-154, 38.5) | Jon Olsen (28,42,30) | Joe Riccillo (9) |
| 10/5/96 | Utah | Joseph Polk (19-104-0) | Matt Hickl (10-26-1-1-124) | Cedric Johnson (3-56-0) | Jon Olsen (7-304, 43.4) | Jon Olsen (33,37) | Micheal Comer (16) |
| 10/12/96 | at TCU | Matt Hickl (10-31-0) | Matt Hickl (10-17-2-0-44) | Cedric Johnson (8-35-0) | Jon Olsen (7-295, 42.1) | None | Micheal Comer (15) |
| 10/26/96 | Rice | Joseph Polk (10-29-0) | Leonard Lilja (21-42-1-3-225) | Cedric Johnson (7-91-3) | Jon Olsen (8-307, 38.4) | None | Joe Riccillo (12) |
| 11/2/96 | at BYU | Elzie Johnson (19-88-0) | Leonard Lilja (31-16-2-1-175) | Cedric Johnson (6-78-1) | Jon Olsen (7-256, 36.6) | Jon Olsen (21) | Joe Riccillo (9) |
| 11/9/96 | SMU | Elzie Johnson (22-92-0) | Joe Chaney (6-10-0-0-72) | Jermaine Brown (2-48-0) | Jon Olsen (6-225, 37.5) | None | Micheal Comer (14) |
| 11/16/96 | Tulsa | Elzie Johnson (25-203-0) | Leonard Lilja (9-25-0-2-152) | Cedric Johnson (5-81-1) | Jon Olsen (5-183, 36.6) | None | Joe Riccillo (17) |
| 11/23/96 | at New Mexico | Joseph Polk (9-39-0) | Leonard Lilja (20-39-1-0-142) | Jason Blair (6-69-0) | Jon Olsen (8-334, 41.8) | Jon Olsen (34) | Joe Riccillo (9) |

1997

| DATE | OPPONENT | RUSH (ATT-YDS-TD) | PASS (COMP-ATT-INT-TD-YDS) | REC (REC-YDS-TD) | P (ATT-YDS, AVG.) | FG (FGM YDS) | TACKLES (TOTAL) |
|----------|------------------|-------------------------|----------------------------------|----------------------------|---------------------------|--------------------|--------------------|
| 9/6/97 | at LSU | Paul Smith (7-53-0) | John Rayborn (8-21-2-0-68) | Clifford Johnston (4-34-0) | Matt Finley (7-252, 36.0) | Ricky Bishop (42) | Three players (7) |
| 9/13/97 | New Mexico | Joseph Polk (6-18-0) | John Rayborn (8-22-2-2-188) | Jimmy Carpenter (6-148-1) | Matt Finley (6-210, 35.0) | None | H. Muagututia (16) |
| 9/20/97 | at Utah | Joseph Polk (15-71-0) | Craig Strickland (6-17-0-0-81) | Jimmy Carpenter (4-63-0) | Matt Finley (3-128, 42.7) | Ricky Bishop (33) | H. Muagututia (15) |
| 9/27/97 | New Mexico State | Joseph Polk (30-115-2) | Craig Strickland (11-22-0-0-128) | Jimmy Carpenter (4-56-1) | Matt Finley (3-129, 43.0) | Ricky Bishop (27) | Derek Wright (9) |
| 10/4/97 | at Clemson | Elzie Johnson (11-65-1) | Craig Strickland (8-28-0-0-122) | Jimmy Carpenter (3-57-0) | Matt Finley (7-316, 45.1) | None | H. Muagututia (13) |
| 10/11/97 | at Tulsa | Joseph Polk (16-125-1) | John Rayborn (7-10-1-1-162) | Jimmy Carpenter (5-115-1) | Matt Finley (3-153, 51.0) | Ola Kimrin (21,23) | Matt Kennedy (12) |
| 10/18/97 | San Jose State | Paul Smith (19-112-1) | John Rayborn (11-28-2-0-116) | Jimmy Carpenter (5-62-0) | Matt Finley (9-386, 42.9) | None | Jason Smith (10) |
| 11/1/97 | BYU | Paul Smith (15-48-0) | John Rayborn (5-6-0-0-57) | Jimmy Carpenter (3-47-0) | Matt Finley (8-313, 39.1) | None | Dale Kirry (7) |
| 11/8/97 | at SMU | Elzie Johnson (13-45-0) | Rocky Perez (22-34-1-2-257) | Allan Ray (6-119-1) | Matt Finley (2-71, 35.5) | None | Two players (10) |
| 11/15/97 | TCU | Joseph Polk (24-77-0) | Rocky Perez (8-24-2-0-92) | Jimmy Carpenter (4-59-0) | Matt Finley (9-312, 34.7) | Ola Kimrin (27) | Two players (11) |
| 11/22/97 | at Rice | Elzie Johnson (11-46-0) | Rocky Perez (20-37-0-0-278) | Jimmy Carpenter (7-85-0) | Matt Finley (5-184, 36.8) | Ola Kimrin (32,22) | H. Muagututia (12) |

1998

| DATE | OPPONENT | RUSH (ATT-YDS-TD) | PASS (COMP-ATT-INT-TD-YDS) | REC (REC-YDS-TD) | P (ATT-YDS, AVG.) | FG (FGM YDS) | TACKLES (TOTAL) |
|----------|---------------------|-------------------------|------------------------------|----------------------------|----------------------------|-------------------------|----------------------|
| 9/5/98 | at Texas Tech | Elzie Johnson (18-98-0) | John Rayborn (11-24-2-0-180) | Paul Smith (2-75-0) | Matt Finley (7-287, 41.0) | Ricky Bishop (42) | Dale Kirry (14) |
| 9/12/98 | Oregon | Paul Smith (19-155-1) | John Rayborn (13-27-0-2-126) | Jimmy Carpenter (2-65-0) | Matt Finley (6-264, 44.0) | Ricky Bishop (42) | Robert Weathers (12) |
| 9/26/98 | at New Mexico State | Paul Smith (24-184-0) | John Rayborn (7-16-1-1-52) | Elzie Johnson (3-28-1) | Matt Finley (2-94, 47.0) | Ricky Bishop (23) | Dale Kirry (16) |
| 10/3/98 | Colorado State | Paul Smith (19-52-0) | John Rayborn (23-30-0-1-288) | Jimmy Carpenter (10-97-0) | Matt Finley (3-123, 41.0) | Ricky Bishop (45) | A.J. Sheppard (13) |
| 10/10/98 | at New Mexico | Rocky Perez (5-61-0) | Rocky Perez (14-21-1-1-176) | Elzie Johnson (7-81-0) | Matt Finley (3-127, 42.3) | Ricky Bishop (41,48,22) | Robert Weathers (11) |
| 10/17/98 | at San Jose State | Joseph Polk (25-156-1) | Rocky Perez (10-22-0-0-91) | Keonta Golson (4-38-0) | Matt Finley (7-278, 39.7) | Ricky Bishop (30,37) | Dale Kirry (8) |
| 10/24/98 | at Fresno State | Paul Smith (20-70-0) | Rocky Perez (8-18-0-0-94) | Two players (37 yards) | Matt Finley (10-405, 40.5) | Ricky Bishop (40,36) | Brian Young (10) |
| 10/31/98 | Hawaii | Joseph Polk (31-168-2) | Rocky Perez (6-15-0-0-96) | Jimmy Carpenter (4-79-0) | Matt Finley (5-134, 26.8) | Ricky Bishop (22) | Eric Wells (14) |
| 11/7/98 | at Utah | Joseph Polk (21-43-1) | John Rayborn (20-42-1-2-346) | Keonta Golson (3-137-1) | Matt Finley (8-316, 39.5) | Ricky Bishop (32,37) | Dale Kirry (10) |
| 11/14/98 | BYU | Paul Smith (9-42-1) | John Rayborn (12-21-0-1-198) | Keonta Golson (3-107-1) | Matt Finley (5-167, 33.4) | None | Robert Weathers (18) |
| 11/21/98 | at San Diego State | Joseph Polk (21-116-1) | John Rayborn (31-46-0-3-281) | Jimmy Carpenter (11-131-1) | Matt Finley (4-146, 36.5) | Ricky Bishop (23) | Dale Kirry (11) |

1999

| DATE | OPPONENT | RUSH (ATT-YDS-TD) | PASS (COMP-ATT-INT-TD-YDS) | REC (REC-YDS-TD) | P (ATT-YDS, AVG.) | FG (FGM YDS) | TACKLES (TOTAL) |
|----------|------------------|------------------------|-----------------------------|-------------------------|---------------------------|-------------------------|--------------------|
| 9/4/99 | New Mexico | Paul Smith (32-138-0) | Rocky Perez (15-20-1-0-152) | Lee Mays (4-47-0) | Glen Beard (5-227, 45.4) | Ricky Bishop (24,41) | Rob Weathers (12) |
| 9/11/99 | at Oregon | Paul Smith (14-106-2) | Rocky Perez (10-17-1-1-150) | Lee Mays (7-164-1) | Glen Beard (4-152, 38.0) | Ricky Bishop (49) | Derek Walker (13) |
| 9/18/99 | at Kansas State | Paul Smith (18-57-0) | Jay Stuckey (9-23-1-1-86) | Brian Natkin (8-70-1) | Glen Beard (11-399, 36.3) | None | Derek Walker (12) |
| 9/25/99 | New Mexico State | Paul Smith (32-187-3) | Jay Stuckey (7-9-1-3-178) | Lee Mays (3-104-2) | Glen Beard (4-163, 40.8) | Ricky Bishop (31,20) | Trey Merkens (11) |
| 10/2/99 | at Hawaii | Paul Smith (16-67-0) | Jay Stuckey (6-13-3-0-60) | Allan Ray (1-35-0) | Glen Beard (8-323, 40.4) | Ricky Bishop (37) | Two players (9) |
| 10/9/99 | SMU | Paul Smith (23-141-3) | Jay Stuckey (12-13-0-2-182) | Lee Mays (7-72-1) | Glen Beard (6-252, 42.0) | None | Rob Weathers (10) |
| 10/16/99 | at Arizona | Paul Smith (20-63-0) | Rocky Perez (17-23-0-2-233) | Lee Mays (9-127-2) | Glen Beard (5-196, 39.2) | None | A.J. Sheppard (10) |
| 10/23/99 | at Fresno State | Paul Smith (38-115-1) | Jay Stuckey (23-34-0-1-269) | Lee Mays (6-95-0) | Glen Beard (6-225, 37.5) | Ricky Bishop (23,31,18) | Rob Weathers (8) |
| 10/30/99 | San Jose State | Paul Smith (28-188-1) | Jay Stuckey (19-28-0-3-215) | James Thompson (3-55-0) | Glen Beard (6-207, 34.5) | None | Trey Merkens (7) |
| 11/6/99 | Tulsa | Paul Smith (18-108-0) | Rocky Perez (11-21-2-0-158) | Allan Ray (2-107-1) | Glen Beard (1-55, 55.0) | None | Derek Walker (11) |
| 11/13/99 | at Rice | Paul Smith (20-75-2) | Jay Stuckey (26-33-1-2-317) | Brian Natkin (7-92-0) | Glen Beard (2-84, 42.0) | Ricky Bishop (44) | A.J. Sheppard (11) |
| 11/20/99 | at TCU | Elzie Johnson (5-16-0) | Jay Stuckey (19-27-2-1-296) | James Thompson (4-82-1) | Glen Beard (4-180, 45.0) | Ricky Bishop (25) | Camar Jackson (12) |

2000

| DATE | OPPONENT | RUSH (ATT-YDS-TD) | PASS (COMP-ATT-INT-TD-YDS) | REC (REC-YDS-TD) | P (ATT-YDS, AVG.) | FG (FGM YDS) | TACKLES (TOTAL) |
|----------|-------------------|-----------------------------|-----------------------------|-----------------------|--------------------------|-------------------------|--------------------|
| 9/2/00 | at Oklahoma | Chris Porter (11-79-1) | Rocky Perez (18-37-2-1-197) | Allan Ray (4-65-0) | Glen Beard (7-295, 42.1) | Ricky Bishop (40) | Trey Merkens (8) |
| 9/9/00 | SMU | Rovann Cleveland (10-105-1) | Rocky Perez (13-19-0-3-206) | Lee Mays (6-143-2) | Glen Beard (4-180, 45.0) | Ricky Bishop (38,41,18) | D.J. Walker (9) |
| 9/16/00 | at Texas A&M | Sherman Austin (12-29-0) | Rocky Perez (18-28-0-2-203) | Brian Natkin (6-90-0) | Glen Beard (4-152, 38.0) | Ricky Bishop (37) | Trey Merkens (9) |
| 9/23/00 | Hawaii | Chris Porter (10-51-0) | Rocky Perez (18-31-1-4-265) | Lee Mays (4-109-2) | Glen Beard (3-143, 47.7) | Ricky Bishop (25,23,25) | Derek Walker (7) |
| 9/30/00 | New Mexico State | Rocky Perez (11-97-1) | Rocky Perez (16-28-0-2-237) | Lee Mays (7-150-2) | Glen Beard (4-168, 42.0) | Ricky Bishop (48,27) | Camar Jackson (12) |
| 10/7/00 | at Tulsa | Sherman Austin (12-131-1) | Rocky Perez (16-21-0-3-201) | Brian Natkin (4-75-0) | Glen Beard (5-194, 38.8) | Ricky Bishop (23,25) | Trey Merkens (8) |
| 10/14/00 | at San Jose State | Chris Porter (17-79-1) | Rocky Perez (20-35-1-3-280) | Lee Mays (6-104-1) | Glen Beard (5-188, 37.6) | None | D.J. Walker (10) |
| 10/21/00 | Fresno State | Sherman Austin (14-75-0) | Rocky Perez (20-29-1-1-212) | Brian Natkin (6-88-0) | Glen Beard (7-347, 49.6) | None | Trey Merkens (9) |
| 11/4/00 | at Nevada | Chris Porter (22-118-0) | Rocky Perez (16-35-0-2-323) | Lee Mays (9-156-1) | Glen Beard (5-169, 33.8) | Ricky Bishop (35) | Trey Merkens (10) |
| 11/11/00 | Rice | Chris Porter (14-50-1) | Rocky Perez (20-29-0-3-320) | Lee Mays (5-111-3) | Glen Beard (5-203, 40.6) | Ricky Bishop (42) | Trey Merkens (11) |
| 11/18/00 | at TCU | Sherman Austin (5-26-0) | Rocky Perez (21-46-1-2-217) | Allan Ray (6-62-1) | Glen Beard (5-190, 38.0) | None | Trey Merkens (11) |
| 12/28/00 | at Boise State | Chris Porter (26-134-1) | Rocky Perez (17-38-1-1-201) | Lee Mays (7-91-0) | Glen Beard (5-244, 48.8) | Ricky Bishop (28,43,47) | Two players (7) |



GAME-BY-GAME LEADERS

2001

| DATE | OPPONENT | RUSH (ATT-YDS-TD) | PASS (COMP-ATT-INT-TD-YDS) | REC (REC-YDS-TD) | P (ATT-YDS, AVG.) | FG (FGM YDS) | TACKLES (TOTAL) |
|----------|----------------|---------------------------|---------------------------------|-------------------------|------------------------------|------------------------|-----------------------|
| 9/1/01 | at New Mexico | Chris Porter (10-15-0) | Wesley Phillips (18-30-1-1-211) | Lee Mays (6-83-0) | Bryce Benekos (7-268, 38.3) | None | Robert Rodriguez (7) |
| 9/8/01 | Texas Southern | Sherman Austin (13-91-3) | Wesley Phillips (8-20-1-2-112) | Lee Mays (3-59-1) | Bryce Benekos (5-170, 34.0) | Keith Robinson (22) | Matt Elwood (5) |
| 9/22/01 | at Boise State | Chris Porter (23-139-0) | Wesley Phillips (16-28-2-2-153) | Lee Mays (4-40-0) | Bryce Benekos (5-181, 36.2) | Keith Robinson (27) | Robert Rodriguez (13) |
| 9/29/01 | Tulsa | Sherman Austin (31-129-1) | Wesley Phillips (20-30-0-0-249) | Lee Mays (7-91-0) | Bryce Benekos (4-159, 39.8) | Keith Robinson (27,22) | Tim Woodard (6) |
| 10/6/01 | at Alabama | Jon Schaper (5-70-1) | Wesley Phillips (5-14-0-1-60) | Terrance Minor (2-33-0) | Bryce Benekos (7-215, 30.7) | None | D.J. Walker (11) |
| 10/13/01 | at Hawaii | Sherman Austin (19-99-0) | Jon Schaper (8-20-0-1-67) | Lee Mays (3-32-0) | Bryce Benekos (6-209, 34.8) | None | Two players (7) |
| 10/20/01 | San Jose State | Sherman Austin (14-50-0) | Wesley Phillips (21-35-3-0-358) | Lee Mays (7-184-0) | Bryce Benekos (5-182, 36.4) | None | Camar Jackson (12) |
| 10/27/01 | at SMU | Chris Porter (4-28-0) | Wesley Phillips (9-14-0-0-89) | Lee Mays (5-82-0) | Bryce Benekos (9-304, 33.8) | None | Robert Rodriguez (15) |
| 11/10/01 | Louisiana Tech | Chris Porter (15-76-3) | Wesley Phillips (11-17-0-1-144) | Lee Mays (7-57-0) | Bryce Benekos (3-98, 32.7) | None | Robert Rodriguez (14) |
| 11/17/01 | at Rice | Howard Jackson (9-96-1) | Wesley Phillips (16-33-1-2-227) | Will Smith (4-81-0) | Keith Robinson (4-148, 37.0) | Keith Robinson (39) | Robert Rodriguez (16) |
| 11/24/01 | Nevada | Howard Jackson (20-103-1) | Wesley Phillips (17-25-3-2-217) | Will Smith (6-88-0) | Keith Robinson (4-150, 37.5) | Keith Robinson (24) | D.J. Walker (12) |

2002

| DATE | OPPONENT | RUSH (ATT-YDS-TD) | PASS (COMP-ATT-INT-TD-YDS) | REC (REC-YDS-TD) | P (ATT-YDS, AVG.) | FG (FGM YDS) | TACKLES (TOTAL) |
|----------|-------------------|---------------------------|------------------------------|--------------------------|------------------------------|------------------------|--------------------|
| 8/31/02 | Sacramento State | Howard Jackson (21-157-4) | Jon Schaper (14-28-1-2-134) | Terrance Minor (5-53-2) | Bryce Benekos (6-239, 39.8) | None | Two players (10) |
| 9/7/02 | at Kentucky | Matt Austin (14-112-0) | Jon Schaper (10-24-0-1-118) | Terrance Minor (3-69-1) | Bryce Benekos (6-233, 38.8) | Keith Robinson (40) | Two players (8) |
| 9/14/02 | at Oklahoma | Matt Austin (10-37-0) | Jon Schaper (9-29-2-0-116) | Terrance Minor (4-66-0) | Bryce Benekos (10-377, 37.7) | None | D.J. Walker (8) |
| 9/21/02 | Hawaii | Howard Jackson (31-94-0) | Jon Schaper (10-33-3-0-129) | Dirk Dillard (2-33-0) | Bryce Benekos (6-222, 37.0) | Keith Robinson (25,32) | Tim Woodard (10) |
| 9/28/02 | at San Jose State | Howard Jackson (16-80-1) | Orlando Cruz (6-23-3-1-147) | Terrance Minor (5-115-1) | Bryce Benekos (4-167, 41.8) | Keith Robinson (45) | D.J. Walker (13) |
| 10/5/02 | at NM State | Howard Jackson (15-46-0) | Orlando Cruz (15-19-1-1-196) | Terrance Minor (6-77-1) | Bryce Benekos (5-233, 46.6) | None | Two players (11) |
| 10/19/02 | Rice | Howard Jackson (18-166-1) | Omar Duarte (11-25-0-2-128) | Chris Francies (6-104-0) | Bryce Benekos (3-106, 35.3) | Keith Robinson (59) | Two players (14) |
| 10/26/02 | at Tulsa | Howard Jackson (16-69-0) | Omar Duarte (12-27-3-0-94) | Dirk Dillard (3-29-0) | Bryce Benekos (3-107, 35.7) | None | Bubba Wiseman (8) |
| 11/2/02 | Boise State | Sherman Austin (28-111-0) | Phillip Moss (3-13-2-0-25) | Justin Hunt (2-15-0) | Bryce Benekos (5-191, 38.2) | Keith Robinson (25) | Two players (10) |
| 11/9/02 | at Nevada | Jimmy Smith (14-60-0) | Omar Duarte (10-23-0-1-141) | Will Smith (1-34-0) | Bryce Benekos (9-421, 46.8) | Keith Robinson (54) | Tim Woodard (10) |
| 11/16/02 | SMU | Sherman Austin (16-55-0) | Omar Duarte (18-34-0-3-347) | Terrance Minor (6-130-1) | Bryce Benekos (8-363, 45.4) | None | Camar Jackson (14) |
| 11/23/02 | at Louisiana Tech | Howard Jackson (13-70-1) | Omar Duarte (24-40-0-0-248) | Chris Francies (5-58-0) | Bryce Benekos (5-196, 39.2) | Keith Robinson (48) | D.J. Walker (11) |

2003

| DATE | OPPONENT | RUSH (ATT-YDS-TD) | PASS (COMP-ATT-INT-TD-YDS) | REC (REC-YDS-TD) | P (ATT-YDS, AVG.) | FG (FGM YDS) | TACKLES (TOTAL) |
|----------|-------------------|------------------------------|-------------------------------|-------------------------------|-----------------------------|---------------------------|-----------------------|
| 8/30/03 | at Arizona | Matt Austin (8-38-0) | Orlando Cruz (13-25-1-0-121) | Jonas Crafts (4-43-0) | Bryce Benekos (9-338, 37.6) | None | Marshall Sanford (7) |
| 9/6/03 | Cal Poly | Johnnie Lee Higgins (4-43-0) | Jordan Palmer (6-12-1-1-91) | Chris Marrow (3-43-0) | Bryce Benekos (6-241, 40.2) | None | Thomas Howard (10) |
| 9/13/03 | San Diego State | Jimmy Smith (11-43-0) | Orlando Cruz (11-28-2-0-175) | Chris Francies (1-50-1) | Bryce Benekos (8-344, 43.0) | None | Thomas Howard (9) |
| 9/20/03 | at Louisville | Howard Jackson (12-118-0) | Jordan Palmer (6-12-0-1-62) | Jonas Crafts (3-42-0) | Bryce Benekos (2-77, 38.5) | None | Robert Rodriguez (10) |
| 9/27/03 | Sam Houston State | Howard Jackson (24-160-1) | Jordan Palmer (13-23-2-2-170) | Chris Marrow (4-73-2) | Bryce Benekos (3-145, 48.3) | Reagan Schneider (27) | Four players (7) |
| 10/4/03 | at SMU | Howard Jackson (17-99-0) | Orlando Cruz (8-16-0-2-190) | Howard Jackson (1-86-1) | Bryce Benekos (6-268, 44.7) | None | Marshall Sanford (6) |
| 10/11/03 | Louisiana Tech | Howard Jackson (14-141-2) | Orlando Cruz (18-33-2-0-285) | Johnnie Lee Higgins (5-126-0) | Bryce Benekos 4-166 (41.5) | None | Thomas Howard (10) |
| 10/25/03 | at Hawaii | Matt Austin (9-112-0) | Jordan Palmer (12-28-1-0-154) | Chris Marrow (4-58-0) | Bryce Benekos (4-196, 49.0) | Keith Robinson (44,40,45) | Robert Rodriguez (7) |
| 11/1/03 | Tulsa | Howard Jackson (18-119-1) | Jordan Palmer (26-43-3-2-287) | Chris Marrow (6-84-0) | Bryce Benekos (7-338, 48.3) | None | Robert Rodriguez (16) |
| 11/8/03 | San Jose State | Howard Jackson (17-144-1) | Orlando Cruz (12-18-1-2-237) | Chris Francies (4-77-0) | Bryce Benekos (5-240, 48.0) | Keith Robinson (26,48) | Troy Collavo (7) |
| 11/15/03 | at Boise State | Howard Jackson (20-47-1) | Jordan Palmer (14-28-2-1-172) | Johnnie Lee Higgins (3-67-0) | Bryce Benekos (5-205, 41.0) | None | Robert Rodriguez (10) |
| 11/22/03 | at Rice | Howard Jackson (19-80-0) | Orlando Cruz (11-21-1-0-174) | Howard Jackson (2-64-0) | Bryce Benekos (5-250, 50.0) | None | Tim Woodard (11) |
| 11/29/03 | Fresno State | Howard Jackson (20-66-0) | Orlando Cruz (13-26-1-1-124) | Casey Mauch (4-49-0) | Bryce Benekos (6-277, 46.2) | Keith Robinson (29,32) | Joe Fleskoski (13) |

2004

| DATE | OPPONENT | RUSH (ATT-YDS-TD) | PASS (COMP-ATT-INT-TD-YDS) | REC (REC-YDS-TD) | P (ATT-YDS, AVG.) | FG (FGM YDS) | TACKLES (TOTAL) |
|----------|-------------------|---------------------------|-------------------------------|-------------------------------|-----------------------------|--------------------------------|-----------------------|
| 9/2/04 | at Arizona State | Howard Jackson (16-58-1) | Jordan Palmer (21-44-4-0-196) | Johnnie Lee Higgins (2-43-0) | Bryce Benekos (9-398, 44.2) | Reagan Schneider (33) | Adrian Ward (10) |
| 9/11/04 | Weber State | Howard Jackson (25-162-2) | Jordan Palmer (18-28-0-0-223) | Chris Marrow (7-116-0) | Bryce Benekos (4-192, 48.0) | Reagan Schneider (37,40,52,38) | Robert Rodriguez (10) |
| 9/18/04 | Boise State | Howard Jackson (20-62-1) | Jordan Palmer (16-32-2-2-235) | Chris Francies (5-94-0) | Bryce Benekos (7-331, 47.3) | Reagan Schneider (46) | Robert Rodriguez (14) |
| 10/2/04 | New Mexico State | Howard Jackson (15-158-1) | Omar Duarte (10-13-0-3-146) | Chris Marrow (2-44-0) | Bryce Benekos (4-179, 44.8) | Reagan Schneider (47) | Godwin Akinduro (12) |
| 10/9/04 | at Fresno State | Howard Jackson (21-54-0) | Jordan Palmer (12-23-0-1-185) | Johnnie Lee Higgins (1-91-1) | Bryce Benekos (8-326, 40.8) | Reagan Schneider (33) | Robert Rodriguez (11) |
| 10/16/04 | Hawaii | Howard Jackson (28-138-1) | Jordan Palmer (28-44-4-5-317) | Johnnie Lee Higgins (6-104-1) | Bryce Benekos (5-215, 43.0) | Reagan Schneider (48) | Nate Draughton (8) |
| 10/23/04 | at Louisiana Tech | Howard Jackson (21-114-0) | Jordan Palmer (17-29-0-4-259) | Johnnie Lee Higgins (3-94-1) | Bryce Benekos (7-323, 46.1) | Reagan Schneider (48,44,21) | Robert Rodriguez (8) |
| 10/30/04 | at San Jose State | Howard Jackson (16-89-0) | Jordan Palmer (16-22-1-2-218) | Chris Francies (2-81-0) | Bryce Benekos (3-139, 46.3) | Reagan Schneider (20) | Godwin Akinduro (7) |
| 11/13/04 | Rice | Howard Jackson (17-83-0) | Jordan Palmer (19-28-1-3-191) | Jayson Boyd (4-61-0) | Bryce Benekos (4-163, 40.8) | None | Alex Obomese (12) |
| 11/20/04 | SMU | Howard Jackson (17-99-0) | Jordan Palmer (20-27-1-5-339) | Jayson Boyd (6-122-1) | Bryce Benekos (3-118, 39.3) | Reagan Schneider (23,41) | Godwin Akinduro (12) |
| 11/27/04 | at Tulsa | Howard Jackson (27-133-3) | Jordan Palmer (21-44-3-2-312) | Jayson Boyd (4-91-1) | Bryce Benekos (3-123, 41.0) | None | Phillip Moss (12) |
| 12/29/04 | vs. Colorado | Howard Jackson (16-37-1) | Jordan Palmer (22-42-2-2-328) | Jayson Boyd (7-140-1) | Bryce Benekos (5-225, 45.0) | None | Robert Rodriguez (19) |

GAME-BY-GAME LEADERS

2005

| DATE | OPPONENT | RUSH (ATT-YDS-TD) | PASS (COMP-ATT-INT-TD-YDS) | REC (REC-YDS-TD) | P (ATT-YDS, AVG.) | FG (FGM YDS) | TACKLES (TOTAL) |
|----------|----------------|--------------------------|-------------------------------|-------------------------------|------------------------------|-----------------------------------|--------------------|
| 9/3/05 | at NM State | Tyler Ebell (19-63-0) | Jordan Palmer (15-26-0-3-187) | Jayson Boyd (3-51-0) | Ryan Hotchkiss (6-267, 44.5) | Reagan Schneider (42,43) | Jeremy Jones (12) |
| 9/16/05 | Houston | Tyler Ebell (24-149-1) | Jordan Palmer (26-51-2-3-379) | Johnnie Lee Higgins (6-156-3) | Ryan Hotchkiss (5-192, 38.4) | Reagan Schneider (42,21,32,25,42) | Thomas Howard (14) |
| 9/24/05 | New Mexico | Tyler Ebell (19-42-0) | Jordan Palmer (16-31-1-1-178) | Johnnie Lee Higgins (8-91-1) | Ryan Hotchkiss (6-248, 41.3) | None | Jeremy Jones (12) |
| 10/1/05 | at Memphis | Tyler Ebell (15-69-1) | Jordan Palmer (23-53-3-1-431) | Johnnie Lee Higgins (7-134-1) | Ryan Hotchkiss (5-177, 35.4) | Reagan Schneider (45,24) | Troy Collavo (10) |
| 10/14/05 | at Tulane | Marcus Thomas (12-93-1) | Jordan Palmer (22-32-0-3-278) | Marcus Thomas (5-110-0) | Ryan Hotchkiss (5-217, 43.4) | Reagan Schneider (44) | Jeremy Jones (14) |
| 10/22/05 | Marshall | Tyler Ebell (13-92-0) | Jordan Palmer (17-25-1-3-215) | Aaron Givens (4-54-0) | Ryan Hotchkiss 4-156, 39.0) | Reagan Schneider (49) | Jeremy Jones (17) |
| 10/29/05 | at Rice | Tyler Ebell (16-96-2) | Jordan Palmer (24-30-2-3-387) | Chris Francies (4-126-1) | None | Reagan Schneider (25) | Jeremy Jones (18) |
| 11/5/05 | Tulsa | Marcus Thomas (23-117-2) | Jordan Palmer (25-34-2-2-340) | Chris Francies (9-170-2) | Ryan Hotchkiss (3-97, 32.3) | Reagan Schneider (32,23) | Troy Collavo (12) |
| | | | | | | Jeremy Jones (12) | |
| 11/12/05 | Texas Southern | Marcus Thomas (18-112-0) | Jordan Palmer (16-23-0-4-248) | Johnnie Lee Higgins (3-73-0) | Ryan Hotchkiss (2-60, 30.0) | Reagan Schneider (26) | Thomas Howard (8) |
| 11/19/05 | UAB | Marcus Thomas (29-122-1) | Jordan Palmer (33-52-3-2-337) | Jamar Hunt (10-88-0) | None | Reagan Schneider (27) | Jeremy Jones (11) |
| 11/26/05 | at SMU | Marcus Thomas (22-118-1) | Jordan Palmer (27-44-4-3-360) | Chris Francies (9-126-0) | Ryan Hotchkiss (4-148, 37.0) | None | Quintin Demps (11) |
| 12/21/05 | vs. Toledo | Marcus Thomas (18-71-0) | Jordan Palmer (14-33-1-1-163) | Joe West (6-88-0) | Ryan Hotchkiss (5-177, 35.4) | Reagan Schneider (34,23) | Troy Collavo (14) |

2006

| DATE | OPPONENT | RUSH (ATT-YDS-TD) | PASS (COMP-ATT-INT-TD-YDS) | REC (REC-YDS-TD) | P (ATT-YDS, AVG.) | FG (FGM YDS) | TACKLES (TOTAL) |
|----------|------------------|-------------------------|-------------------------------|--------------------------------|------------------------------|-------------------------------|--------------------|
| 8/31/06 | at San Diego St. | Marcus Thomas (17-24-1) | Jordan Palmer (20-29-4-3-213) | Johnnie Lee Higgins (7-90-1) | Ryan Hotchkiss (2-68, 34.0) | Reagan Schneider (46, 35) | Troy Collavo (13) |
| 9/9/06 | Texas Tech | Marcus Thomas (20-60-0) | Jordan Palmer (34-51-2-3-334) | Johnnie Lee Higgins (13-162-2) | Ryan Hotchkiss (5-184, 36.8) | Reagan Schneider (25, 26, 49) | Jeremy Jones (16) |
| 9/23/06 | at New Mexico | Marcus Thomas (13-34-0) | Jordan Palmer (26-36-0-1-211) | Daniel Robinson (6-97-1) | Ryan Hotchkiss (3-114, 38.0) | Reagan Schneider (35) | Troy Collavo (9) |
| | | | | | | Emeri Spence (9) | |
| 9/30/06 | NM State | Marcus Thomas (18-81-1) | Jordan Palmer (18-26-2-3-414) | Johnnie Lee Higgins (7-223-3) | Ryan Hotchkiss 1-45 (45.0) | Reagan Schneider (41) | Joe Fleskoski (11) |
| | | | | | | Josh Chamois (11) | |
| 10/7/06 | SMU | Marcus Thomas (24-59-0) | Jordan Palmer (25-34-1-1-271) | Daniel Robinson (4-69-1) | Ryan Hotchkiss (7-283, 40.4) | None | Troy Collavo (10) |
| 10/14/06 | Tulane | Marcus Thomas (16-79-0) | Jordan Palmer (22-29-0-3-230) | Johnnie Lee Higgins (4-68-1) | Ryan Hotchkiss (7-273, 39.0) | Reagan Schneider (37, 29) | Josh Ferguson (11) |
| 10/21/06 | at Houston | Marcus Thomas (12-47-2) | Jordan Palmer (19-30-1-0-206) | Johnnie Lee Higgins (6-122-0) | Ryan Hotchkiss (4-142, 35.5) | Reagan Schneider (35, 42) | Jason McQuay (13) |
| 10/27/06 | at Tulsa | Marcus Thomas (9-27-1) | Jordan Palmer (21-37-1-1-253) | Johnnie Lee Higgins 10-153-1) | Ryan Hotchkiss (5-180 (36.0) | Reagan Schneider (32, 40, 39) | Braxton Amy (10) |
| 11/4/06 | Rice | Marcus Thomas (11-77-0) | Jordan Palmer (16-33-0-4-315) | Daniel Robinson (4-97-2) | Ryan Hotchkiss (3-89, 29.7) | None | Troy Collavo (21) |
| 11/10/06 | at UAB | Marcus Thomas (11-9-0) | Jordan Palmer (25-39-0-5-455) | Johnnie Lee Higgins (10-181-3) | Ryan Hotchkiss 4-127 (31.8) | Reagan Schneider (19) | Joe Fleskoski (6) |
| 11/18/06 | at Marshall | Donald Buckram (4-33-0) | Jordan Palmer (34-48-3-1-386) | Johnnie Lee Higgins (8-119-1) | Ryan Hotchkiss (5-162, 32.4) | None | Joe Fleskoski (11) |
| 11/25/06 | Memphis | Marcus Thomas (5-16-0) | Jordan Palmer (22-37-0-1-307) | Daniel Robinson (6-112-2) | Ryan Hotchkiss (4-146, 36.5) | Reagan Schneider (42) | Troy Collavo (14) |

2007

| DATE | OPPONENT | RUSH (ATT-YDS-TD) | PASS (COMP-ATT-INT-TD-YDS) | REC (REC-YDS-TD) | P (ATT-YDS, AVG.) | FG (FGM YDS) | TACKLES (TOTAL) |
|----------|----------------|---------------------------|---------------------------------|------------------------|-----------------------------|--------------------------------|-----------------------------|
| 9/1/07 | New Mexico | Terrell Jackson (11-70-1) | Trevor Vittatoe (6-21-0-0-59) | Jeff Moturi (3-22-0) | Kyle Petersen (7-288, 41.1) | Jose Martinez (51) | Quintin Demps (16) |
| | | | | Lorne Sam (1-22-0) | | | |
| 9/8/07 | at Texas Tech | Marcus Thomas (22-85-2) | Trevor Vittatoe (12-26-0-2-202) | Joe West (5-101-1) | Kyle Petersen (5-217, 43.4) | Jose Martinez (25) | Braxton Amy (16) |
| 9/15/07 | at NM State | Marcus Thomas (21-74-1) | Trevor Vittatoe (15-27-1-1-261) | Jeff Moturi (6-105-1) | Kyle Petersen (5-227, 45.4) | Jose Martinez (22) | Jeremy Jones (13) |
| 9/22/07 | Texas Southern | Marcus Thomas (11-105-2) | Trevor Vittatoe (10-16-0-2-199) | Joe West (4-88-0) | Kyle Petersen (5-216, 43.2) | Jose Martinez (23) | Braxton Amy (6) |
| 9/29/07 | at SMU | Marcus Thomas (35-207-3) | Trevor Vittatoe (17-33-1-2-255) | Lorne Sam (5-88-0) | Kyle Petersen (5-208, 41.6) | None | Braxton Amy (7) |
| 10/6/07 | Tulsa | Marcus Thomas (27-134-3) | Trevor Vittatoe (21-27-0-3-319) | Jeff Moturi (7-174-2) | Kyle Petersen (3-125, 41.7) | None | Da'Mon Cromartie-Smith (11) |
| 10/13/07 | East Carolina | Marcus Thomas (22-103-1) | Trevor Vittatoe (38-55-1-3-409) | Jeff Moturi (12-113-1) | Kyle Petersen (4-158, 39.5) | Jose Martinez (41,42,34,43,45) | Braxton Amy (10) |
| 10/27/07 | Houston | Marcus Thomas (28-178-0) | Trevor Vittatoe (8-23-0-3-134) | Jeff Moturi (4-94-2) | Kyle Petersen (4-127, 31.8) | Jose Martinez (57) | Braxton Amy (10) |
| | | | | | | | Adam Vincent (10) |
| 11/3/07 | at Rice | Marcus Thomas (19-51-1) | Trevor Vittatoe (30-57-0-5-373) | Fred Rouse (5-100-1) | Kyle Petersen (6-250, 41.7) | Jose Martinez (39,33) | Da'Mon Cromartie-Smith (9) |
| 11/10/07 | at Tulane | Marcus Thomas (11-124-1) | Trevor Vittatoe (28-43-1-1-308) | Joe West (5-82-0) | Kyle Petersen (3-117, 39.0) | Jose Martinez (42,21) | Braxton Amy (13) |
| | | | | | | | Da'Mon Cromartie-Smith (13) |
| | | | | | | | Adam Vincent (13) |
| 11/17/07 | Southern Miss | Marcus Thomas (22-106-2) | Trevor Vittatoe (19-42-1-2-290) | Joe West (7-153-1) | Greg Hiatt (4-193, 48.2) | Jose Martinez (38) | Torrey Huckaby (13) |
| 11/24/07 | at UCF | Terrell Jackson (5-25-0) | Trevor Vittatoe (20-37-2-1-292) | Jeff Moturi (10-116-0) | Greg Hiatt (1-35, 35.0) | Jose Martinez (48,42) | Adam Vincent (12) |

2008

| DATE | OPPONENT | RUSH (ATT-YDS-TD) | PASS (COMP-ATT-INT-TD-YDS) | REC (REC-YDS-TD) | P (ATT-YDS, AVG.) | FG (FGM YDS) | TACKLES (TOTAL) |
|----------|------------------------|----------------------------|---------------------------------|--------------------------|-----------------------------|--------------------------------|-----------------------------|
| 8/28/08 | at Buffalo | Terrell Jackson (18-67-1) | Trevor Vittatoe (20-37-3-1-199) | Jamar Hunt (6-86-0) | Kyle Petersen (3-145, 48.3) | Jose Martinez (27) | Da'Mon Cromartie-Smith (8) |
| | | | | | | | Josh Ferguson (8) |
| 9/6/08 | Texas | Terrell Jackson (17-94-0) | Trevor Vittatoe (25-46-0-1-267) | Kris Adams (3-69-0) | Kyle Petersen (4-157, 39.2) | Jose Martinez (30,49) | Adam Vincent (10) |
| 9/20/08 | NM State | James Thomas II (19-142-2) | James Thomas II (8-15-0-0-60) | Kris Adams (2-47-0) | Kyle Petersen (4-160, 40.0) | Jose Martinez (44,36) | Josh Ferguson (9) |
| 9/27/08 | UCF | Vernon Frazier (4-73-1) | Trevor Vittatoe (18-32-1-3-263) | Kris Adams (4-128-1) | Kyle Petersen (7-293, 41.9) | Jose Martinez (38,64,42) | Adam Vincent (10) |
| 10/4/08 | at Southern Miss | Donald Buckram (12-59-1) | Trevor Vittatoe (25-43-0-4-266) | Tufick Shadrawy (4-66-1) | Kyle Petersen (2-58, 29.0) | Jose Martinez (37,34) | Adam Vincent (11) |
| 10/11/08 | Tulane | Donald Buckram (20-107-0) | Trevor Vittatoe (21-32-0-3-296) | Jeff Moturi (4-88-1) | Greg Hiatt (4-163, 40.8) | Jose Martinez (28) | Adam Vincent (12) |
| 10/18/08 | at Tulsa | James Thomas II (1-34-1) | Trevor Vittatoe (21-34-0-4-306) | Kris Adams (5-126-1) | Kyle Petersen (8-361, 45.1) | None | Adam Vincent (10) |
| 11/1/08 | Rice | James Thomas II (3-43-0) | Trevor Vittatoe (19-37-1-3-265) | Jeff Moturi (5-109-3) | Kyle Petersen (3-122, 40.7) | Jose Martinez (46,39,44) | Adam Vincent (12) |
| 11/8/08 | at Louisiana-Lafayette | Terrell Jackson (14-105-0) | Trevor Vittatoe (24-33-1-5-294) | Kris Adams (6-83-2) | Kyle Petersen (3-155, 51.7) | Jose Martinez (28) | George Kelly (9) |
| 11/15/08 | SMU | Donald Buckram (7-45-0) | Trevor Vittatoe (21-31-0-3-410) | Kris Adams (5-145-3) | Kyle Petersen (2-80, 40.0) | Jose Martinez (34,48,26,31,23) | Adam Vincent (10) |
| 11/22/08 | at Houston | Donald Buckram (9-49-0) | Trevor Vittatoe (27-45-0-4-362) | Kris Adams (6-111-3) | Kyle Petersen (5-249, 49.8) | None | Da'Mon Cromartie-Smith (14) |
| 11/28/08 | at East Carolina | Terrell Jackson (3-44-1) | Trevor Vittatoe (23-41-3-2-313) | Kris Adams (9-116-1) | Kyle Petersen (5-199, 39.6) | None | Da'Mon Cromartie-Smith (12) |



T GAME-BY-GAME LEADERS

2009

| DATE | OPPONENT | RUSH (ATT-YDS-TD) | PASS (COMP-ATT-INT-TD-YDS) | REC (REC-YDS-TD) | P (ATT-YDS, AVG.) | FG (FGM YDS) | TACKLES (TOTAL) |
|----------|---------------------|---------------------------|---------------------------------|--------------------------|----------------------------|-----------------------|--|
| 9/5/09 | Buffalo | Donald Buckram (14-108-0) | Trevor Vittatoe (27-45-0-0-233) | Kris Adams (9-98-0) | Greg Hiett (3-127, 42.3) | Logan Barrett (31) | Da'Mon Cromartie-Smith (19) |
| 9/12/09 | Kansas | Donald Buckram (9-31-0) | Trevor Vittatoe (14-25-1-1-187) | Donavon Kemp (3-85-1) | Greg Hiett (10-443, 44.3) | None | Da'Mon Cromartie-Smith (16) |
| 9/19/09 | at New Mexico State | Donald Buckram (14-113-2) | Trevor Vittatoe (15-32-0-0-182) | Jeff Moturi (4-54-0) | Kyle Petersen (1-49, 49.0) | Logan Barrett (29) | Jeremy Springer (10) |
| 9/26/09 | at Texas | Donald Buckram (9-46-0) | Trevor Vittatoe (7-22-4-0-38) | Donald Buckram (3-19-0) | Kyle Petersen (2-90, 45.0) | None | Roddray Walker (7) |
| 10/3/09 | Houston | Donald Buckram (32-262-4) | Trevor Vittatoe (19-30-0-2-276) | Jeff Moturi (6-127-1) | Greg Hiett (3-139, 46.3) | Logan Barrett (22) | DeShawn Grayson (14) Melvin Stephenson (14) |
| 10/10/09 | at Memphis | Donald Buckram (18-58-0) | Trevor Vittatoe (21-40-2-2-319) | Jeff Moturi (5-118-1) | Greg Hiett (5-205, 41.0) | Logan Barrett (38,36) | Clarence Ward (9) |
| 10/21/09 | Tulsa | Donald Buckram (26-165-2) | Trevor Vittatoe (17-38-2-1-271) | Donavon Kemp (1-80-1) | Greg Hiett (5-223, 44.6) | Logan Barrett (32,40) | Royzell Smith (14) |
| 10/31/09 | UAB | Donald Buckram (28-164-2) | Trevor Vittatoe (24-45-2-2-419) | Jeff Moturi (7-161-0) | Greg Hiett (1-30, 30.0) | Logan Barrett (27,23) | Da'Mon Cromartie-Smith (16) |
| 11/7/09 | at Tulane | Donald Buckram (34-234-3) | Trevor Vittatoe (12-26-0-1-226) | Donald Buckram (3-109-1) | Greg Hiett (3-117, 39.0) | Logan Barrett (20) | Da'Mon Cromartie-Smith (11) |
| 11/14/09 | at SMU | Donald Buckram (33-241-1) | Trevor Vittatoe (23-40-1-2-396) | Jeff Moturi (5-153-1) | Greg Hiett (3-132, 44.0) | Logan Barrett (33) | Da'Mon Cromartie-Smith (9) |
| 11/21/09 | at Rice | Donald Buckram (34-147-3) | Trevor Vittatoe (17-26-1-1-244) | Jeff Moturi (3-57-0) | Greg Hiett (4-196, 49.0) | Logan Barrett (29) | DeShawn Grayson (9) |
| 11/28/09 | Marshall | Jason Williams (8-44-0) | Trevor Vittatoe (28-40-0-5-517) | Jeff Moturi (7-179-1) | Greg Hiett (4-158, 39.5) | Logan Barrett (28) | Braxton Amy (9) Da'Mon Cromartie-Smith (9) |

2010

| DATE | OPPONENT | RUSH (ATT-YDS-TD) | PASS (COMP-ATT-INT-TD-YDS) | REC (REC-YDS-TD) | P (ATT-YDS, AVG.) | FG (FGM YDS) | TACKLES (TOTAL) |
|----------|---------------------|--------------------------|---------------------------------|--|----------------------------|--------------------------|--|
| 9/4/10 | Arkansas-Pine Bluff | Joe Banyard (19-94-2) | Trevor Vittatoe (17-27-1-0-229) | James Thomas II (4-52-0) | Ian Campbell (2-75, 37.5) | Dakota Warren (27) | DeShawn Grayson (8) |
| 9/10/10 | at Houston | Joe Banyard (10-37-0) | Trevor Vittatoe (30-54-0-3-340) | Kris Adams (7-114-1) | Ian Campbell (3-142, 47.3) | Dakota Warren (22) | Isaiah Carter (12) |
| 9/18/10 | New Mexico State | Joe Banyard (11-64-1) | Trevor Vittatoe (19-30-0-5-246) | Kris Adams (3-86-2) | Ian Campbell (2-77, 38.5) | None | Royzell Smith (10) |
| 9/25/10 | Memphis | Donald Buckram (13-59-0) | Trevor Vittatoe (16-33-1-0-171) | Marlon McClure (4-48-0) | Ian Campbell (4-134, 33.5) | Dakota Warren (57,50,18) | Jamie Irving (10) |
| 10/2/10 | at New Mexico | Joe Banyard (15-90-1) | Trevor Vittatoe (20-37-0-3-264) | Kris Adams (5-141-2) | Ian Campbell (3-142, 47.3) | Dakota Warren (44) | Isaiah Carter (9) |
| 10/9/10 | Rice | Donald Buckram (9-47-0) | Trevor Vittatoe (19-32-0-3-327) | Kris Adams (5-134-3) | Ian Campbell (5-278, 55.6) | None | Isaiah Carter (9) Travaun Nixon (9) |
| 10/16/10 | at UAB | Donald Buckram (11-38-0) | Trevor Vittatoe (15-33-3-0-169) | Kris Adams (4-44-0) | Ian Campbell (5-251, 50.2) | Dakota Warren (25,20) | DeShawn Grayson (9) |
| 10/23/10 | Tulane | Donald Buckram (10-81-1) | Trevor Vittatoe (10-21-2-1-102) | Marlon McClure (4-32-0) Evan Davis (3-32-0) | Ian Campbell (4-171, 42.8) | Dakota Warren (26) | Wiston Jeune (14) |
| 10/30/10 | at Marshall | Donald Buckram (16-48-0) | Trevor Vittatoe (22-40-1-1-229) | Kris Adams (6-82-1) | Ian Campbell (2-67, 33.5) | Dakota Warren (38,26) | Wiston Jeune (13) |
| 11/6/10 | SMU | Donald Buckram (11-43-0) | Trevor Vittatoe (17-28-0-3-183) | Marlon McClure (4-60-1) | Ian Campbell (4-188, 47.0) | None | Travaun Nixon (8) |
| 11/13/10 | at Arkansas | Leilyon Myers (6-71-1) | Trevor Vittatoe (13-21-1-0-151) | Kris Adams (5-148-1) | Ian Campbell (4-164, 41.0) | None | Royzell Smith (12) |
| 11/20/10 | at Tulsa | Joe Banyard (20-155-3) | Trevor Vittatoe (14-29-3-3-245) | Corey Trisby (2-47-0) | Ian Campbell (7-324, 46.3) | None | Anthony Morrow (12) |
| 12/18/10 | vs. BYU | Joe Banyard (2-11-0) | Trevor Vittatoe (14-29-3-3-245) | Kris Adams (3-153-3) | Ian Campbell (6-287, 47.8) | Dakota Warren (52) | Wiston Jeune (10) |

2011

| DATE | OPPONENT | RUSH (ATT-YDS-TD) | PASS (COMP-ATT-INT-TD-YDS) | REC (REC-YDS-TD) | P (ATT-YDS, AVG.) | FG (FGM YDS) | TACKLES (TOTAL) |
|----------|---------------------|--------------------------|-------------------------------|---------------------------|----------------------------|--------------------------|---|
| 9/3/11 | Stony Brook | Joe Banyard (12-17-1) | Nick Lamaison (24-38-2-3-365) | Donavon Kemp (4-114-1) | Ian Campbell (4-219, 54.8) | Dakota Warren (44) | Travaun Nixon (15) |
| 9/10/11 | at SMU | Leilyon Myers (5-23-2) | Nick Lamaison (15-26-0-0-142) | Donavon Kemp (6-92-0) | Ian Campbell (4-168, 42.0) | Dakota Warren (34) | DeShawn Grayson (7) |
| 9/17/11 | at New Mexico State | Joe Banyard (7-90-0) | Jay Hall (9-28-1-0-124) | Michael Edwards (3-73-0) | Ian Campbell (3-123, 41.0) | Dakota Warren (42,47,37) | Jeremy Springer (9) |
| 9/24/11 | at USAF | Nathan Jeffery (6-39-0) | Carson Meger (26-40-3-2-240) | Jordan Leslie (2-64-0) | Ian Campbell (4-183, 45.8) | Dakota Warren (24) | DeShawn Grayson (11) |
| 9/29/11 | Houston | Joe Banyard (22-240-1) | Nick Lamaison (19-29-1-3-267) | Jordan Leslie (5-64-0) | Ian Campbell (5-253, 50.6) | None | Josh Fely (9) |
| 10/15/11 | at Tulane | Joe Banyard (9-97-1) | Nick Lamaison (6-15-2-1-117) | Craig Wenrick (1-66-1) | Ian Campbell (2-91, 45.5) | Dakota Warren (41,39,42) | Wesley Miller (10) |
| 10/22/11 | Colorado State | Vernon Frazier (7-167-2) | Nick Lamaison (8-15-1-1-116) | Nathan Jeffery (1-36-1) | Ian Campbell (3-164, 54.7) | Dakota Warren (36) | DeShawn Grayson (11) |
| 10/29/11 | Southern Miss | Joe Banyard (8-38-0) | Nick Lamaison (21-35-1-0-194) | Jordan Leslie (1-40-0) | Ian Campbell (7-328, 46.9) | Dakota Warren (25,47) | Antwon Blake (9) Richard Spencer (9) |
| 11/5/11 | at Rice | Vernon Frazier (7-52-0) | Nick Lamaison (16-29-2-3-294) | Michael Edwards (7-187-2) | Ian Campbell (4-185, 46.2) | Dakota Warren (33) | Travaun Nixon (11) |
| 11/12/11 | East Carolina | Joe Banyard (18-140-1) | Carson Meger (18-27-0-0-155) | Donavon Kemp (2-38-0) | Ian Campbell (2-66, 33.0) | Steven Valadez (46) | Travaun Nixon (8) |
| 11/19/11 | Tulsa | Joe Banyard (20-91-1) | Carson Meger (20-34-2-0-204) | Jordan Leslie (7-119-0) | Ian Campbell (4-168, 42.0) | None | Richard Spencer (8) |
| 11/25/11 | at UCF | Joe Banyard (14-51-1) | Nick Lamaison (19-35-1-1-190) | Donavon Kemp (2-74-0) | Ian Campbell (6-266, 44.3) | None | Wesley Miller (6) |

JOE BANYARD (2010-11)



T GAME-BY-GAME LEADERS

2012

| DATE | OPPONENT | RUSH (ATT-YDS-TD) | PASS (COMP-ATT-INT-TD-YDS) | REC (REC-YDS-TD) | P (ATT-YDS, AVG.) | FG (FGM YDS) | TACKLES (TOTAL) |
|----------|------------------|----------------------------|--------------------------------|---------------------------|----------------------------|------------------------|--|
| 9/1/12 | Oklahoma | Nathan Jeffery (21-177-0) | Nick Lamaison (6-23-0-0-39) | Kevin Perry (1-13-0) | Ian Campbell (8-367, 45.9) | None | Josh Fely (12) |
| 9/8/12 | at Ole Miss | Autrey Golden (11-52-0) | Nick Lamaison (21-33-0-1-213) | Michael Edwards (9-88-0) | Ian Campbell (7-301, 43.0) | Steven Valadez (37) | Richard Spencer (13) |
| 9/15/12 | New Mexico State | Autrey Golden (12-69-0) | Nick Lamaison (21-32-0-4-300) | Jordan Leslie (7-147-1) | Ian Campbell (5-209, 41.8) | None | A.J. Ropati (11) Richard Spencer (11) |
| 9/22/12 | at Wisconsin | Xay Williams (8-53-1) | Nick Lamaison (22-39-0-2-259) | Michael Edwards (7-151-2) | Ian Campbell (7-277, 39.6) | Steven Valadez (45,43) | Drew Thomas (8) |
| 9/29/12 | at East Carolina | Nathan Jeffery (27-134-0) | Nick Lamaison (9-27-3-1-143) | Michael Edwards (6-130-0) | Ian Campbell (6-248, 41.3) | Steven Valadez (29) | Aubrey Alexius (12) |
| 10/6/12 | SMU | Nathan Jeffery (20-67-0) | Nick Lamaison (9-23-2-0-131) | Jordan Leslie (7-80-0) | Ian Campbell (6-227, 37.8) | None | Drew Thomas (12) |
| 10/11/12 | at Tulsa | Josh Bell (9-25-0) | Carson Meger (16-23-1-1-257) | Jordan Leslie (10-218-1) | Ian Campbell (6-303, 50.5) | Steven Valadez (19) | Josh Fely (11) DeShawn Grayson (11) |
| 10/20/12 | Tulane | LaQuintus Dowell (11-72-0) | Nick Lamaison (11-16-0-2-157) | Michael Edwards (7-82-2) | Ian Campbell (4-160, 40.0) | Steven Valadez (22) | Drew Thomas (15) |
| 10/27/12 | at Houston | Nathan Jeffery (33-137-2) | Blaire Sullivan (6-10-0-2-105) | Jordan Leslie (4-95-1) | Ian Campbell (3-136, 45.3) | None | DeShawn Grayson (12) |
| 11/10/12 | UCF | Nathan Jeffery (23-175-2) | Blaire Sullivan (5-11-1-0-79) | Jordan Leslie (2-51-0) | Ian Campbell (3-134, 44.7) | Steven Valadez (20) | Josh Fely (10) Shane Huhn (10) |
| 11/17/12 | at Southern Miss | Blaire Sullivan (19-98-1) | Blaire Sullivan (9-17-0-0-155) | Michael Edwards (4-89-0) | Ian Campbell (3-111, 37.0) | Steven Valadez (29,26) | DeMarcus Kizzie (6) |
| 11/24/12 | Rice | Nathan Jeffery (13-95-1) | Nick Lamaison (8-22-0-2-249) | Jordan Leslie (3-168-1) | Ian Campbell (8-344, 43.0) | Steven Valadez (35) | A.J. Ropati (6) Josh Fely (16) |

2013

| DATE | OPPONENT | RUSH (ATT-YDS-TD) | PASS (COMP-ATT-INT-TD-YDS) | REC (REC-YDS-TD) | P (ATT-YDS, AVG.) | FG (FGM YDS) | TACKLES (TOTAL) |
|----------|---------------------|---------------------------|---------------------------------|--------------------------|----------------------------|---------------------|----------------------|
| 9/7/13 | New Mexico | Aaron Jones (11-127-2) | Jameill Showers (15-20-0-1-119) | Ian Hamilton (4-42-0) | Mike Ruggles (4-139, 34.8) | None | Traun Roberson (13) |
| 9/14/13 | at NM State | Aaron Jones (22-97-1) | Jameill Showers (18-21-1-1-253) | Jordan Leslie (7-103-0) | Brandon Moss (2-96, 48.0) | None | Demarcus Kizzie (6) |
| 9/21/13 | UTSA | Autrey Golden (6-39-0) | Jameill Showers (17-31-0-0-119) | Eric Tomlinson (4-30-0) | Mike Ruggles (2-86, 43.0) | Jay Mattox (28, 24) | Anthony Puento (10) |
| 9/28/13 | at Colorado State | Aaron Jones (23-94-0) | Jameill Showers (26-43-0-5-365) | Jordan Leslie (3-130-2) | Mike Ruggles (2-75, 37.5) | None | Three players (7) |
| 10/5/13 | LA Tech | Aaron Jones (18-121-0) | Jameill Showers (18-33-1-3-237) | Jordan Leslie (5-114-2) | Mike Ruggles (4-163, 40.8) | None | Richard Spencer (17) |
| 10/12/13 | Tulsa | Aaron Jones (15-90-0) | Jameill Showers (12-30-2-1-166) | Jordan Leslie (4-102-1) | Mike Ruggles (3-125, 41.7) | Jay Mattox (45, 34) | Wesley Miller (11) |
| 10/26/13 | at Rice | Aaron Jones (29-186-0) | Blaire Sullivan (6-9-1-1-112) | Ian Hamilton (4-108-1) | Mike Ruggles (5-215, 43.0) | None | Devin Cockrell (13) |
| 11/02/13 | at #12 Texas A&M | Aaron Jones (22-62-1) | Blaire Sullivan (9-17-3-0-71) | Devin Patterson (1-32) | Mike Ruggles (8-331, 41.4) | None | Demarcus Kizzie (8) |
| 11/09/13 | at North Texas | LaQuintus Dowell (6-28-0) | Mack Leftwich (14-20-1-1-128) | Jordan Leslie (4-102-1) | Mike Ruggles (8-362, 45.2) | None | Two players (eight) |
| 11/16/13 | FIU | Nathan Jeffery (25-130-2) | Mack Leftwich (3-7-0-1-80) | Jordan Leslie (1-164-1) | Mike Ruggles (4-169, 42.2) | Jay Mattox (34) | Devin Cockrell (10) |
| 11/23/13 | at Tulane | Nathan Jeffery (14-47-0) | Mack Leftwich (13-24-1-0-128) | Devin Patterson (3-47-0) | Mike Ruggles (7-236, 37.6) | Jay Mattox (32) | Dashone Smith (10) |
| 11/30/13 | at Middle Tennessee | Nathan Jeffery (20-140-2) | Mack Leftwich (14-24-0-1-122) | Craig Wenrick (2-50-0) | Mike Ruggles (7-241, 34.4) | Jay Mattox (41) | Dashone Smith (11) |

2014

| DATE | OPPONENT | RUSH (ATT-YDS-TD) | PASS (COMP-ATT-INT-TD-YDS) | REC (REC-YDS-TD) | P (ATT-YDS, AVG.) | FG (FGM YDS) | TACKLES (TOTAL) |
|----------|---------------------|--|---------------------------------|------------------------|----------------------------|---------------------|---------------------|
| 8/30/14 | at New Mexico | Aaron Jones (22-237-3) | Jameill Showers (11-22-0-1-116) | Jarrad Shaw (4-76-1) | Mike Ruggles (2-108, 54.0) | Jay Mattox (23) | Anthony Puento (11) |
| 9/4/14 | Texas Tech | Aaron Jones (23-144-2) | Jameill Showers (9-25-0-0-116) | Jarrad Shaw (3-43-0) | Mike Ruggles (6-280, 46.7) | Jay Mattox (22, 27) | Jameel Erving (8) |
| 9/13/14 | New Mexico State | Aaron Jones (25-168-2) | Jameill Showers (13-16-1-1-126) | Ian Hamilton (3-45-0) | Mike Ruggles (1-47, 47.0) | None | Nick Usher (9) |
| 9/27/14 | at #25 Kansas State | Aaron Jones (19-47-0) | Jameill Showers (18-28-0-4-201) | Ian Hamilton (5-112-2) | Mike Ruggles (7-307, 43.9) | None | Wesley Miller (8) |
| 10/4/14 | at LA Tech | Aaron Jones (18-63-0) | Jameill Showers (15-28-3-0-143) | Aaron Jones (4-49-0) | Mike Ruggles (6-286, 47.7) | Jay Mattox (36) | Dashone Smith (10) |
| 10/11/14 | Old Dominion | Aaron Jones (18-103-0) | Jameill Showers (17-26-0-2-152) | Autrey Golden (6-70-2) | Mike Ruggles (1-45, 45.0) | None | Dashone Smith (7) |
| 10/25/14 | at UTSA | Aaron Jones (21-86-1) | Jameill Showers (12-18-0-2-191) | Jaquan White (1-75-1) | Jay Mattox (7-323, 46.1) | Jay Mattox (20, 47) | Alvin Jones (6) |
| 11/1/14 | Southern Miss | Nathan Jeffery (12-57-0) | Jameill Showers (10-23-0-1-127) | Aaron Jones (3-46-0) | Jay Mattox (9-395, 43.9) | None | Five players (five) |
| 11/8/14 | at WKU | Josh Bell (18-68-1) David Hamm (6-68-0) | Jameill Showers (9-22-1-0-158) | Ian Hamilton (2-91-0) | Jay Mattox (4-168, 42.0) | Jay Mattox (28, 29) | Two players (five) |
| 11/15/14 | North Texas | Aaron Jones (16-177-2) | Jameill Showers (8-11-0-0-87) | Autrey Golden (3-50-0) | Jay Mattox (4-194, 48.5) | None | Jimmy Musgrave (10) |
| 11/21/14 | at Rice | Nathan Jeffery (7-27-0) | Jameill Showers (17-30-0-0-209) | Ian Hamilton (4-130-0) | Jay Mattox (6-207, 34.5) | Jay Mattox (33, 28) | Wesley Miller (10) |
| 11/29/14 | Middle Tennessee | Aaron Jones (29-147-1) | Jameill Showers (7-13-0-1-106) | Aaron Jones (1-72-1) | Jay Mattox (4-130, 32.5) | Jay Mattox (34) | Wesley Miller (11) |
| 12/20/14 | vs. Utah State | Aaron Jones (25-88-0) | Jameill Showers (13-24-1-0-126) | Ian Hamilton (4-79-0) | Jay Mattox (7-270, 38.6) | Jay Mattox (32, 34) | Adrian James (7) |

2015

| DATE | OPPONENT | RUSH (ATT-YDS-TD) | PASS (COMP-ATT-INT-TD-YDS) | REC (REC-YDS-TD) | P (ATT-YDS, AVG.) | FG (FGM YDS) | TACKLES (TOTAL) |
|----------|------------------|----------------------------|--------------------------------|---------------------------|-------------------------|--------------------|---------------------|
| 9/5/15 | at Arkansas | Aaron Jones (15-70-0) | Mack Leftwich (9-14-1-0-120) | Aaron Jones (6-83-0) | Alan Luna (3-140, 46.7) | Jay Mattox (38,44) | Dashone Smith (7) |
| 9/12/15 | at Texas Tech | Aaron Jones (17-139-1) | Mack Leftwich (14-22-0-1-164) | Hayden Plinke (4-87-0) | Alan Luna (7-311, 44.4) | Jay Mattox (24,42) | Nik Needham (6) |
| 9/19/15 | at NM State | Darrin Laufasa (8-85-1) | Ryan Metz (15-19-1-3-218) | Tyler Batson (4-61-0) | Alan Luna (5-196, 39.2) | None | Alvin Jones (11) |
| 9/26/15 | Incarate Word | Ryan Metz (8-46-0) | Ryan Metz (20-28-0-2-275) | Hayden Plinke (4-80-0) | Alan Luna (5-227, 45.4) | Jay Mattox (50,32) | Alvin Jones (9) |
| 10/3/15 | UTSA | Ryan Metz (8-26-0) | Ryan Metz (22-48-4-1-212) | Jaquan White (6-77-1) | Alan Luna (7-328, 46.9) | None | Jimmy Musgrave (12) |
| 10/10/15 | at FIU | Warren Redix (10-52-0) | Kavika Johnson (10-20-0-1-107) | Cole Freytag (2-81-1) | Alan Luna (8-375, 46.9) | Jay Mattox (20) | Nick Usher (8) |
| 10/24/15 | Florida Atlantic | LaQuintus Dowell (15-73-0) | Mack Leftwich (20-39-0-3-271) | Tyler Batson (3-143-2) | Alan Luna (3-138, 46.0) | Jay Mattox (35,42) | Alvin Jones (8) |
| 10/31/15 | at Southern Miss | LaQuintus Dowell (17-52-1) | Mack Leftwich (16-32-0-0-197) | Jeremiah Laufasa (3-54-0) | Alan Luna (4-188, 47.0) | Jay Mattox (38,26) | Alvin Jones (8) |
| 11/6/15 | Rice | Jeremiah Laufasa (15-92-1) | Mack Leftwich (18-36-0-2-231) | Jaquan White (4-90-2) | Alan Luna (4-193, 48.2) | Jay Mattox (24) | Alvin Jones (11) |
| 11/14/15 | at Old Dominion | Darrin Laufasa (11-46-0) | Mack Leftwich (21-38-2-3-193) | Warren Redix (4-75-0) | Alan Luna (6-284, 47.3) | Jay Mattox (22) | Alvin Jones (11) |
| 11/21/15 | LA Tech | TK Powell (16-124-0) | Ryan Metz (12-25-1-0-121) | Jaquan White (3-65-0) | Alan Luna (6-230, 38.3) | Jay Mattox (37,27) | Alvin Jones (11) |
| 11/28/15 | at North Texas | Kavika Johnson (16-75-1) | Kavika Johnson (4-11-0-1-43) | Warren Redix (3-42-1) | Alan Luna (7-275, 39.3) | None | Trey Brown (7) |



T GAME-BY-GAME LEADERS

2016

| DATE | OPPONENT | RUSH (ATT-YDS-TD) | PASS (COMP-ATT-INT-TD-YDS) | REC (REC-YDS-TD) | P (ATT-YDS, AVG.) | FG (FGM YDS) | TACKLES (TOTAL) |
|----------|---------------------|------------------------|-------------------------------|-------------------------|--------------------------|-----------------|----------------------|
| 9/3/16 | NM State | Aaron Jones (31-249-2) | Zack Greenlee (15-27-0-3-229) | Cole Freytag (4-95-1) | Alan Luna (5-219, 43.8) | Jay Mattox (23) | Alvin Jones (12) |
| 9/10/16 | at Texas | Aaron Jones (18-123-1) | Kavika Johnson (9-15-0-0-42) | Walter Dawn (3-19-0) | Alan Luna (10-376, 37.6) | None | Dante Lovilotte (10) |
| 9/17/16 | Army | Aaron Jones (11-67-1) | Zack Greenlee (7-15-0-1-106) | Tyler Batson (2-61-0) | Alan Luna (5-209, 41.8) | None | Dante Lovilotte (11) |
| 9/24/16 | Southern Miss | Aaron Jones (16-127-1) | Zack Greenlee (7-14-2-0-62) | Cole Freytag (1-33-0) | Alan Luna (6-306, 51.0) | None | Mike Sota (9) |
| 10/1/16 | at LA Tech | Aaron Jones (20-94-0) | Ryan Metz (20-28-1-1-215) | Eddie Sinegal (6-102-0) | Alan Luna (4-168, 42.0) | None | Nik Needham (8) |
| 10/8/16 | FIU | Aaron Jones (8-73-2) | Zack Greenlee (17-39-1-1-191) | Cole Freytag (5-68-1) | Alan Luna (5-192, 38.4) | None | Nick Usher (8) |
| 10/22/16 | at UTSA | Aaron Jones (21-113-1) | Ryan Metz (15-23-0-3-211) | Hayden Plinke (4-84-0) | Alan Luna (6-278, 46.3) | Jay Mattox (32) | Alvin Jones (16) |
| 10/29/16 | Old Dominion | Aaron Jones (25-94-1) | Ryan Metz (21-36-1-1-202) | Cole Freytag (7-84-1) | Alan Luna (4-200, 50.0) | None | Devin Cockrell (10) |
| 11/5/16 | Houston Baptist | Aaron Jones (14-228-2) | Ryan Metz (16-21-0-3-191) | Hayden Plinke (7-77-2) | Alan Luna (4-114, 28.5) | None | Dante Lovilotte (10) |
| 11/12/16 | at Florida Atlantic | Aaron Jones (27-229-2) | Ryan Metz (13-19-1-2-118) | Cole Freytag (5-53-0) | Alan Luna (4-146, 36.5) | Jay Mattox (20) | Dante Lovilotte (8) |
| 11/19/16 | at Rice | Aaron Jones (14-75-0) | Ryan Metz (19-34-1-2-169) | Aaron Jones (5-51-1) | Alan Luna (7-279, 39.9) | Jay Mattox (37) | Alvin Jones (8) |
| 11/26/16 | North Texas | Aaron Jones (24-301-4) | Ryan Metz (12-17-0-2-171) | Hayden Plinke (3-84-1) | Alan Luna (2-55, 27.5) | Jay Mattox (48) | Nik Needham (6) |
| | | | | | | | Alvin Jones (12) |

2017

| DATE | OPPONENT | RUSH (ATT-YDS-TD) | PASS (COMP-ATT-INT-TD-YDS) | REC (REC-YDS-TD) | P (ATT-YDS, AVG.) | FG (FGM YDS) | TACKLES (TOTAL) |
|----------|---------------------|-----------------------------|-------------------------------|-------------------------|-------------------------|-------------------|----------------------|
| 9/2/17 | at Oklahoma | Walter Dawn Jr (7-56-1) | Ryan Metz (10-18-0-0-56) | Eddie Sinegal (3-20-0) | Alan Luna (8-352, 44.0) | None | Michael Lewis (9) |
| 9/9/17 | Rice | Walter Dawn Jr (9-24-0) | Ryan Metz (18-33-0-1-203) | Kavika Johnson (6-67-0) | Alan Luna (7-311, 44.4) | None | Devin Cockrell (9) |
| 9/15/17 | Arizona | Kevin Dove (5-17-0) | Zack Greenlee (11-17-1-1-104) | Terry Juniel (4-82-0) | Alan Luna (7-306, 43.7) | Brady Viles (53) | Dante Lovilotte (11) |
| 9/23/17 | at NM State | Quardraiz Wadley (19-77-0) | Ryan Metz (6-18-3-0-54) | David Lucero (2-29-0) | Alan Luna (8-353, 44.1) | None | Treyvon Hughes (11) |
| 9/30/17 | at Army | Quardraiz Wadley (28-156-1) | Zack Greenlee (7-13-0-1-88) | Tyler Batson (5-80-0) | Alan Luna (5-189, 37.8) | None | Alvin Jones (15) |
| 10/7/17 | WKU | Kevin Dove (15-69-0) | Zack Greenlee (12-22-0-1-124) | Erik Brown (2-32-0) | Alan Luna (5-239, 47.8) | None | Kalon Beverly (8) |
| 10/14/17 | at Southern Miss | Joshua Fields (6-13-0) | Ryan Metz (9-17-1-0-67) | Terry Juniel (5-46-0) | Alan Luna (7-299, 42.7) | None | Dante Lovilotte (8) |
| 10/28/17 | UTSA | Kevin Dove (9-46-0) | Zack Greenlee (8-29-2-0-133) | Erik Brown (3-52-0) | Alan Luna (7-295, 42.1) | None | Alvin Jones (8) |
| 11/4/17 | at Middle Tennessee | Joshua Fields (17-87-0) | Ryan Metz (10-23-0-0-48) | Warren Redix (3-19-0) | Alan Luna (9-414, 46.0) | Jason Filley (26) | Treyvon Hughes (8) |
| 11/11/17 | at North Texas | Joshua Fields (16-45-0) | Zack Greenlee (13-25-1-0-109) | Eddie Sinegal (6-38-0) | Alan Luna (6-267, 44.5) | Jason Filley (26) | Alvin Jones (12) |
| 11/18/17 | LA Tech | Joshua Fields (23-137-1) | Ryan Metz (8-16-2-2-187) | Tyler Batson (2-94-1) | Alan Luna (3-124, 41.3) | None | Alvin Jones (10) |
| 11/25/17 | at UAB | Kevin Dove (11-36-0) | Zack Greenlee (8-18-2-1-107) | Tyler Batson (2-54-0) | Alan Luna (7-334, 47.7) | None | Kalon Beverly (9) |
| | | | | | | | Nik Needham (9) |
| | | | | | | | Alvin Jones (9) |
| | | | | | | | Dante Lovilotte (7) |
| | | | | | | | Kahani Smith (9) |
| | | | | | | | Alvin Jones (15) |
| | | | | | | | Alvin Jones (7) |
| | | | | | | | Kahani Smith (7) |

Rushing leaders based on net yardage
 Passing leaders based on yardage
 Receiving leaders based on yardage
 Punting leaders based on average
 Tackle leaders taken from press box statistics



T YEARLY RESULTS

1914

Won 2, Lost 3, Tied 0
Tommy Dwyer, Coach
Independent

| DATE | OPPONENT | RESULT | SCORE |
|-------|------------------------|--------|-------|
| 10/24 | YMCA | W | 7-6 |
| 10/31 | at New Mexico State | L | 0-19 |
| 11/7 | at New Mexico Military | L | 0-19 |
| 11/14 | 20th Infantry | W | 27-0 |
| 11/26 | at El Paso High | L | 0-20 |

1915

Won 3, Lost 2, Tied 0
Tommy Dwyer, Coach
Independent

| DATE | OPPONENT | RESULT | SCORE |
|-------|---------------------|--------|-------|
| 10/7 | 20th Infantry | W | 42-6 |
| 10/21 | 4th Artillery | W | 13-6 |
| 10/30 | at New Mexico State | L | 0-34 |
| 11/11 | 2nd Artillery | L | 0-14 |
| 11/24 | at El Paso High | W | 0-0 |

1916

Won 2, Lost 3, Tied 0
Tommy Dwyer, Coach
Independent

| DATE | OPPONENT | RESULT | SCORE |
|-------|---------------------|--------|-------|
| 10/21 | El Paso High | L | 3-14 |
| 11/4 | at Arizona | L | 0-41 |
| 11/20 | at El Paso High | W | 19-0 |
| 11/25 | at New Mexico State | W | 6-3 |
| 11/30 | New Mexico Military | L | 0-79 |

1917

Won 0, Lost 0, Tied 1
Tommy Dwyer, Coach
Independent

| DATE | OPPONENT | RESULT | SCORE |
|-----------------|----------|--------|-------|
| at El Paso High | | T | 0-0 |

1918

No Games Played

1919

Won 2, Lost 4, Tied 0
Tommy Dwyer, Coach
Independent

| DATE | OPPONENT | RESULT | SCORE |
|-------|----------------------|--------|-------|
| 10/24 | Motor Transport | W | 32-0 |
| 11/1 | at El Paso High | W | 15-6 |
| 11/8 | New Mexico Military | L | 7-12 |
| 11/15 | New Mexico | L | 13-57 |
| 11/24 | at Arizona | L | 0-46 |
| 11/27 | Fort Bliss All-Stars | L | 0-0 |

1920

Won 2, Lost 4, Tied 0
H.E. Van Surdam, Coach
Independent

| DATE | OPPONENT | RESULT | SCORE |
|-------|------------------------|--------|-------|
| 10/30 | Arizona | L | 7-60 |
| 11/6 | at New Mexico | L | 0-78 |
| 11/11 | New Mexico State | L | 7-12 |
| 11/19 | at New Mexico Military | L | 3-41 |
| 11/25 | Base Hospital | W | 28-0 |
| 11/30 | Aviation Corps | W | 3-0 |

1921

Won 1, Lost 4, Tied 0
Thomas C. Holiday, Coach
Independent

| DATE | OPPONENT | RESULT | SCORE |
|-------|------------------------|--------|-------|
| 10/21 | Calumus Club | L | 0-21 |
| 11/5 | at Arizona | L | 0-74 |
| 11/11 | New Mexico State | L | 0-13 |
| 11/19 | at New Mexico Military | L | 7-27 |
| 11/24 | Fort Bliss All-Stars | W | 14-7 |

1922

Won 5, Lost 4, Tied 0
Jack C. Vowell, Coach
Independent

| DATE | OPPONENT | RESULT | SCORE |
|-------|---------------------|--------|-------|
| 9/30 | Arizona | L | 0-18 |
| 10/6 | Commercial Club | L | 6-7 |
| 10/14 | El Paso JC | W | 58-0 |
| 10/21 | Lower Valley | W | 40-0 |
| 10/28 | at New Mexico | L | 0-13 |
| 11/4 | New Mexico Military | W | 12-0 |
| 11/11 | at New Mexico State | L | 0-64 |
| 11/18 | 8th Cavalry | W | 38-0 |
| 11/23 | Daniel Baker | W | 3-0 |

1923

Won 3, Lost 4, Tied 0
Jack C. Vowell, Coach
Independent

| DATE | OPPONENT | RESULT | SCORE |
|-------|------------------------|--------|-------|
| 10/13 | 8th Cavalry | W | 20-0 |
| 10/20 | at Arizona | L | 7-12 |
| 10/27 | New Mexico | L | 0-3 |
| 11/3 | at New Mexico Military | L | 7-19 |
| 11/11 | New Mexico State | L | 2-23 |
| 11/22 | at Sul Ross | W | 54-2 |
| 12/8 | at First Division | W | 25-6 |

1924

Won 3, Lost 2, Tied 1
George B. Powell, Coach
Independent

| DATE | OPPONENT | RESULT | SCORE |
|-------|------------------------|--------|-------|
| 10/18 | Sul Ross | W | 32-6 |
| 10/25 | at New Mexico | L | 0-18 |
| 11/1 | at New Mexico Military | T | 6-6 |
| 11/8 | New Mexico State | L | 0-19 |
| 11/15 | El Paso JC | W | 26-0 |
| 11/27 | Wayland | W | 6-2 |

1925

Won 5, Lost 1, Tied 1
George B. Powell, Coach
Independent

| DATE | OPPONENT | RESULT | SCORE |
|-------|-----------------------|--------|-------|
| 10/17 | at Sul Ross | L | 7-31 |
| 10/24 | New Mexico | W | 19-2 |
| 10/31 | New Mexico Military | W | 28-0 |
| 11/7 | New Mexico State | T | 6-6 |
| 11/13 | El Paso JC | W | 12-6 |
| 11/21 | at Western New Mexico | W | 19-0 |
| 11/26 | Arizona State | W | 27-12 |

1926

Won 3, Lost 4, Tied 0
George B. Powell, Coach
Independent

| DATE | OPPONENT | RESULT | SCORE |
|-------|------------------------|--------|-------|
| 10/16 | Western New Mexico | W | 25-3 |
| 10/23 | at New Mexico | L | 7-19 |
| 10/30 | at New Mexico Military | W | 20-7 |
| 11/6 | New Mexico State | L | 8-10 |
| 11/13 | Sul Ross | L | 0-21 |
| 11/20 | New Mexico Mines | W | 40-0 |
| 11/25 | at St. Edward's | L | 6-32 |

1927

Won 2, Lost 2, Tied 2
E.J. Stewart, Coach
Independent

| DATE | OPPONENT | RESULT | SCORE |
|-------|---------------------|--------|-------|
| 10/6 | Arizona | L | 6-28 |
| 10/22 | New Mexico | T | 6-6 |
| 10/29 | New Mexico Military | W | 19-3 |
| 11/12 | New Mexico State | W | 19-7 |
| 11/19 | at Hardin-Simmons | L | 19-34 |
| 11/24 | Arizona State | T | 0-0 |

1928

Won 3, Lost 4, Tied 1
E.J. Stewart, Coach
Independent

| DATE | OPPONENT | RESULT | SCORE |
|-------|----------------------|--------|-------|
| 10/5 | Western New Mexico | W | 68-0 |
| 10/13 | Southwestern (Texas) | L | 7-33 |
| 10/20 | Arizona State | T | 0-0 |
| 10/27 | Arizona | L | 6-12 |
| 11/3 | Sul Ross | L | 0-18 |
| 11/9 | New Mexico State | W | 6-0 |
| 11/17 | at New Mexico | L | 0-33 |
| 11/29 | Hardin-Simmons | W | 13-7 |

1929

Won 6, Lost 1, Tied 2
Mack Saxon, Coach
Independent

| DATE | OPPONENT | RESULT | SCORE |
|-------|------------------------|--------|-------|
| 9/28 | New Mexico Mines | W | 46-0 |
| 10/5 | Arizona State | W | 31-7 |
| 10/19 | at Arizona | L | 0-19 |
| 10/25 | Wayland | W | 9-6 |
| 11/2 | at Sul Ross | T | 0-0 |
| 11/9 | New Mexico State | W | 8-0 |
| 11/16 | at New Mexico Military | W | 20-14 |
| 11/23 | Gila College | W | 40-0 |
| 11/30 | St. Edward's | T | 0-0 |



T YEARLY RESULTS

1930

Won 7, Lost 1, Tied 1

Mack Saxon, Coach

Independent

| DATE | OPPONENT | RESULT | SCORE |
|-------|---------------------|--------|-------|
| 9/27 | at Texas | L | 0-28 |
| 10/4 | Arizona State | W | 19-6 |
| 10/11 | Gila College | W | 39-6 |
| 10/17 | at Texas Tech | W | 31-0 |
| 10/24 | New Mexico Military | W | 27-7 |
| 11/1 | at New Mexico | W | 20-13 |
| 11/8 | Arizona | T | 0-0 |
| 11/15 | at New Mexico State | W | 25-0 |
| 11/27 | Sul Ross | W | 25-7 |

1931

Won 7, Lost 1, Tied 0

Mack Saxon, Coach

Independent

| DATE | OPPONENT | RESULT | SCORE |
|-------|------------------------|--------|-------|
| 9/26 | Wayland | W | 0-0 |
| 10/3 | Arizona State | W | 27-13 |
| 10/9 | Sul Ross# | W | 26-0 |
| 10/17 | Hardin-Simmons | L | 0-45 |
| 10/24 | at New Mexico Military | W | 31-6 |
| 10/31 | McMurry | W | 18-7 |
| 11/11 | Texas Tech | W | 14-12 |
| 11/21 | New Mexico State | W | 20-0 |

#Game played in Marfa, Texas

1932

Won 7, Lost 3, Tied 0

Mack Saxon, Coach

Independent

| DATE | OPPONENT | RESULT | SCORE |
|-------|---------------------|--------|-------|
| 10/1 | Wayland | W | 38-7 |
| 10/8 | Howard Payne | W | 19-7 |
| 10/14 | at Hardin-Simmons | W | 13-2 |
| 10/22 | New Mexico Military | W | 14-12 |
| 10/29 | at New Mexico State | W | 31-6 |
| 11/11 | at Arizona State | L | 14-15 |
| 11/19 | at Army All-Stars | W | 44-7 |
| 11/24 | St. Edward's | W | 27-13 |
| 11/28 | Oklahoma State | L | 7-20 |
| 1/2 | SMU | L | 0-26 |

1933

Won 3, Lost 5, Tied 1

Mack Saxon, Coach

Independent

| DATE | OPPONENT | RESULT | SCORE |
|-------|------------------------|--------|-------|
| 9/30 | at Texas | L | 6-22 |
| 10/7 | at SMU | L | 6-27 |
| 10/14 | Howard Payne | L | 0-6 |
| 10/21 | at New Mexico Military | T | 6-6 |
| 10/28 | Texas Tech | L | 0-12 |
| 11/4 | New Mexico State | W | 9-0 |
| 11/11 | Sul Ross | W | 34-0 |
| 11/18 | Hardin-Simmons | W | 10-6 |
| 11/24 | at St. Edward's | L | 0-6 |

1934

Won 4, Lost 4, Tied 0

Mack Saxon, Coach

Independent

| DATE | OPPONENT | RESULT | SCORE |
|-------|---------------------|--------|-------|
| 9/29 | Daniel Baker | W | 34-7 |
| 10/5 | at West Texas State | L | 7-20 |
| 10/13 | New Mexico | L | 15-21 |
| 10/20 | New Mexico Military | W | 24-0 |
| 11/2 | at Texas Tech | L | 0-27 |
| 11/10 | at Sul Ross | L | 12-13 |
| 11/17 | Hardin-Simmons | W | 13-3 |
| 11/29 | St. Edward's | W | 27-13 |

1935

Won 1, Lost 8, Tied 0

Mack Saxon, Coach

Border Conference: Won 0, Lost 3, Tied 0

| DATE | OPPONENT | RESULT | SCORE |
|-------|------------------------|--------|-------|
| 9/28 | at New Mexico* | L | 0-20 |
| 10/5 | St. Mary's (Texas) | L | 0-38 |
| 10/12 | at New Mexico Military | L | 7-13 |
| 10/19 | Sul Ross | L | 7-19 |
| 10/26 | West Texas State | L | 0-14 |
| 11/11 | at Arizona State* | L | 0-14 |
| 11/17 | Western New Mexico | W | 9-7 |
| 11/23 | at Hardin-Simmons | L | 0-46 |
| 11/28 | at New Mexico State* | L | 0-7 |

*Border Conference game

1936

Won 5, Lost 3, Tied 1

Mack Saxon, Coach

Border Conference: Won 2, Lost 1, Tied 1

| DATE | OPPONENT | RESULT | SCORE |
|-------|-----------------------|--------|-------|
| 9/26 | West Texas State | L | 7-13 |
| 10/3 | New Mexico Military | W | 13-6 |
| 10/17 | New Mexico* | W | 12-7 |
| 10/24 | at Sul Ross | W | 6-0 |
| 10/31 | at Northern Arizona* | T | 0-0 |
| 11/7 | at Western New Mexico | W | 21-0 |
| 11/14 | Arizona State* | L | 0-19 |
| 11/26 | New Mexico State* | W | 27-7 |
| 1/1 | Hardin-Simmons+ | L | 6-34 |

+Sun Bowl

*Border Conference game

1937

Won 7, Lost 1, Tied 2

Mack Saxon, Coach

Border Conference: Won 2, Lost 1, Tied 1

| DATE | OPPONENT | RESULT | SCORE |
|-------|------------------------|--------|-------|
| 9/24 | at New Mexico State* | L | 0-14 |
| 10/1 | at New Mexico Military | W | 19-3 |
| 10/9 | West Texas State | W | 16-14 |
| 10/16 | at New Mexico* | T | 7-7 |
| 10/23 | at Santa Barbara | T | 13-13 |
| 10/30 | Greeley State | W | 20-0 |
| 11/6 | Northern Arizona* | W | 53-13 |
| 11/11 | at Arizona State* | W | 19-0 |
| 11/20 | Sul Ross | W | 34-20 |
| 11/27 | St. Edward's | W | 34-7 |

*Border Conference game

1938

Won 6, Lost 3, Tied 0

Mack Saxon, Coach

Border Conference: Won 3, Lost 2, Tied 0

| DATE | OPPONENT | RESULT | SCORE |
|-------|-----------------------|--------|-------|
| 10/1 | New Mexico Military | W | 26-0 |
| 10/8 | Greeley State | W | 32-0 |
| 10/15 | New Mexico* | W | 7-6 |
| 10/22 | Texas Tech#* | L | 7-14 |
| 10/29 | at St. Mary's (Texas) | L | 6-13 |
| 11/11 | at Arizona* | W | 26-14 |
| 11/19 | Arizona State* | W | 14-6 |
| 11/24 | at New Mexico State* | L | 9-13 |
| 12/3 | at Fresno State | W | 26-6 |

Game played in Odessa, Texas

*Border Conference game

1939

Won 5, Lost 4, Tied 0

Mack Saxon, Coach

Border Conference: Won 3, Lost 2, Tied 0

| DATE | OPPONENT | RESULT | SCORE |
|-------|----------------------|--------|-------|
| 9/23 | Texas Tech* | W | 7-2 |
| 9/30 | at Fresno State | L | 7-0 |
| 10/7 | at Hardin-Simmons | L | 0-12 |
| 10/13 | at New Mexico* | L | 0-14 |
| 10/21 | Wichita | W | 17-0 |
| 10/25 | at Arizona State* | L | 7-27 |
| 11/11 | Arizona* | W | 14-6 |
| 11/18 | Louisiana Tech | W | 27-0 |
| 11/25 | at New Mexico State* | W | 34-0 |

*Border Conference game

1940

Won 4, Lost 4, Tied 1

Mack Saxon, Coach

Border Conference: Won 3, Lost 1, Tied 1

| DATE | OPPONENT | RESULT | SCORE |
|-------|----------------------|--------|-------|
| 9/21 | at Northern Arizona* | W | 28-7 |
| 9/28 | North Dakota | W | 20-6 |
| 10/5 | at Louisiana Tech | L | 7-19 |
| 10/12 | Hardin-Simmons# | L | 6-14 |
| 10/19 | New Mexico* | W | 9-7 |
| 10/26 | Arizona State* | T | 0-0 |
| 11/3 | Arizona* | L | 13-20 |
| 11/11 | at Fresno State | L | 6-16 |
| 11/30 | New Mexico State* | W | 40-26 |

Game played in Odessa, Texas

*Border Conference game

1941

Won 4, Lost 5, Tied 1

Mack Saxon, Coach

Border Conference: Won 3, Lost 4, Tied 0

| DATE | OPPONENT | RESULT | SCORE |
|-------|-----------------------|--------|-------|
| 9/27 | Louisiana Tech | T | 0-0 |
| 10/4 | at New Mexico* | L | 14-16 |
| 10/11 | 260th Coast Artillery | W | 54-6 |
| 10/17 | Loyola-Marymount | L | 6-20 |
| 10/25 | at Hardin-Simmons* | L | 14-44 |
| 11/1 | at Arizona* | L | 14-33 |
| 11/8 | at Arizona State* | W | 28-0 |
| 11/15 | West Texas State* | L | 7-40 |
| 11/22 | at New Mexico State* | W | 40-13 |
| 11/29 | Northern Arizona* | W | 23-20 |

*Border Conference game

YEARLY RESULTS

1942

Won 5, Lost 4, Tied 0
Walter Milner, Coach

Border Conference: Won 4, Lost 3, Tied 0

| DATE | OPPONENT | RESULT | SCORE |
|-------|----------------------|--------|-------|
| 9/27 | at Louisiana Tech | L | 0-20 |
| 10/2 | New Mexico* | W | 7-0 |
| 10/9 | Abilene Christian | W | 20-14 |
| 10/17 | at West Texas State* | L | 0-7 |
| 10/24 | Hardin-Simmons* | L | 0-39 |
| 10/31 | at Northern Arizona* | W | 20-0 |
| 11/7 | Arizona State* | W | 40-6 |
| 11/14 | Arizona* | L | 0-7 |
| 11/21 | New Mexico State* | W | 61-6 |

1943-45

No Games Played

1946

Won 3, Lost 6, Tied 0
Jack Curtice, Coach

Border Conference: Won 2, Lost 4, Tied 0

| DATE | OPPONENT | RESULT | SCORE |
|-------|-------------------|--------|-------|
| 9/27 | Drake | L | 2-7 |
| 10/12 | at Arizona* | L | 13-26 |
| 10/19 | West Texas State* | W | 26-20 |
| 10/26 | Houston | W | 20-7 |
| 11/2 | at New Mexico* | L | 13-21 |
| 11/9 | at Arizona State* | W | 34-20 |
| 11/16 | Hardin-Simmons* | L | 7-20 |
| 11/22 | Brigham Young | L | 13-14 |
| 11/28 | New Mexico State* | L | 7-14 |

*Border Conference game

1947

Won 5, Lost 3, Tied 1
Jack Curtice, Coach

Border Conference: Won 2, Lost 3, Tied 1

| DATE | OPPONENT | RESULT | SCORE |
|-------|----------------------|--------|-------|
| 9/19 | at Drake | W | 19-7 |
| 9/26 | Kansas State | W | 20-6 |
| 10/4 | Northern Arizona | W | 40-0 |
| 10/11 | at West Texas State* | L | 0-14 |
| 10/18 | Arizona* | L | 13-14 |
| 11/1 | New Mexico* | T | 20-20 |
| 11/8 | Arizona State* | W | 21-0 |
| 11/15 | at Hardin-Simmons* | L | 0-18 |
| 11/22 | New Mexico State* | W | 26-0 |

*Border Conference game

1948

Won 8, Lost 2, Tied 1
Jack Curtice, Coach

Border Conference: Won 4, Lost 1, Tied 1

| DATE | OPPONENT | RESULT | SCORE |
|-------|-------------------|--------|-------|
| 9/18 | McMurry | W | 33-14 |
| 9/25 | Houston | W | 35-7 |
| 10/9 | West Texas State* | W | 21-7 |
| 10/15 | Brigham Young | W | 34-20 |
| 10/23 | at New Mexico* | W | 27-13 |
| 10/30 | Hardin-Simmons* | T | 27-27 |
| 11/6 | at Texas Tech* | L | 6-46 |
| 11/13 | at Arizona* | W | 25-14 |
| 11/25 | New Mexico State* | W | 92-7 |
| 12/4 | at Hawaii | W | 49-6 |
| 1/1 | West Virginia+ | L | 12-21 |

+Sun Bowl

*Border Conference game

1949

Won 8, Lost 2, Tied 1
Jack Curtice, Coach

Border Conference: Won 4, Lost 2, Tied 0

| DATE | OPPONENT | RESULT | SCORE |
|-------|----------------------|--------|-------|
| 9/17 | at Brigham Young | W | 47-6 |
| 9/24 | John Carroll | W | 33-7 |
| 10/1 | Hawaii | W | 14-7 |
| 10/8 | at West Texas State* | W | 34-7 |
| 10/15 | at Arizona* | W | 28-0 |
| 10/22 | New Mexico* | W | 7-0 |
| 10/29 | at Hardin-Simmons* | L | 14-33 |
| 11/5 | Texas Tech* | L | 0-13 |
| 11/12 | at West Virginia | T | 13-13 |
| 11/25 | New Mexico State* | W | 69-7 |
| 1/1 | Georgetown+ | W | 33-20 |

+Sun Bowl

*Border Conference game

1950

Won 7, Lost 3, Tied 0
Mike Brumbelow, Coach

Border Conference: Won 4, Lost 2, Tied 0

| DATE | OPPONENT | RESULT | SCORE |
|-------|-------------------|--------|-------|
| 9/16 | at Cincinnati | L | 0-32 |
| 9/23 | New Mexico State* | W | 40-0 |
| 10/7 | Idaho | W | 43-33 |
| 10/14 | Arizona* | W | 14-13 |
| 10/21 | at New Mexico* | W | 48-13 |
| 10/28 | at Texas Tech* | L | 7-61 |
| 11/4 | West Texas State* | L | 12-40 |
| 11/11 | Hardin-Simmons* | W | 21-20 |
| 11/25 | West Virginia | W | 48-7 |
| 12/1 | at Hawaii | W | 46-13 |

*Border Conference game

1951

Won 3, Lost 7, Tied 0
Mike Brumbelow, Coach

Border Conference: Won 3, Lost 4, Tied 0

| DATE | OPPONENT | RESULT | SCORE |
|-------|----------------------|--------|-------|
| 9/22 | North Texas State | L | 0-33 |
| 9/29 | New Mexico State* | W | 41-7 |
| 10/6 | at Abilene Christian | L | 13-20 |
| 10/13 | at Arizona* | L | 15-19 |
| 10/20 | New Mexico* | W | 32-7 |
| 10/27 | at Cincinnati | L | 18-53 |
| 11/3 | Texas Tech* | L | 7-27 |
| 11/9 | at Hardin-Simmons* | L | 0-46 |
| 11/17 | Arizona State* | L | 13-23 |
| 11/24 | at West Texas State* | W | 13-6 |

*Border Conference game

1952

Won 5, Lost 5, Tied 1
Mike Brumbelow, Coach

Border Conference: Won 2, Lost 3, Tied 1

| DATE | OPPONENT | RESULT | SCORE |
|-------|----------------------|--------|-------|
| 9/20 | North Texas State# | L | 14-27 |
| 9/27 | Sul Ross | W | 42-0 |
| 10/4 | Hawaii | W | 42-25 |
| 10/11 | at Texas Tech* | W | 20-14 |
| 10/18 | at New Mexico State* | T | 20-20 |
| 10/25 | New Mexico | L | 13-14 |
| 11/1 | at Midwestern | W | 13-7 |
| 11/8 | Hardin-Simmons* | L | 26-27 |
| 11/15 | Arizona* | L | 7-55 |
| 11/22 | at Arizona State* | L | 0-39 |
| 11/27 | West Texas State* | W | 7-3 |

#Game played in Odessa, Texas

*Border Conference game

1953

Won 8, Lost 2, Tied 0
Mike Brumbelow, Coach

Border Conference: Won 4, Lost 2, Tied 0

| DATE | OPPONENT | RESULT | SCORE |
|-------|-----------------------|--------|-------|
| 9/19 | Sul Ross | W | 26-7 |
| 9/26 | Texas Tech* | L | 6-27 |
| 10/3 | Arizona State* | W | 28-27 |
| 10/17 | New Mexico State* | W | 39-0 |
| 10/24 | North Texas State | W | 26-21 |
| 10/31 | Midwestern | W | 27-7 |
| 11/7 | at Hardin-Simmons* | L | 13-14 |
| 11/14 | at Arizona* | W | 28-20 |
| 11/28 | at West Texas State* | W | 27-7 |
| 1/1 | Southern Mississippi+ | W | 37-14 |

+Sun Bowl

*Border Conference game



YEARLY RESULTS

1954

Won 8, Lost 3, Tied 0

Mike Brumbelow, Coach

Border Conference: Won 3, Lost 2, Tied 0

| DATE | OPPONENT | RESULT | SCORE |
|-------|----------------------|--------|-------|
| 9/18 | Sul Ross | W | 35-14 |
| 9/25 | McMurry | W | 27-6 |
| 10/2 | at Arizona State* | L | 27-34 |
| 10/9 | at Texas Tech* | L | 28-55 |
| 10/16 | Trinity (Texas) | L | 14-20 |
| 10/23 | at North Texas State | W | 6-0 |
| 10/30 | at New Mexico State* | W | 12-7 |
| 11/6 | Hardin-Simmons* | W | 20-7 |
| 11/13 | Arizona* | W | 41-21 |
| 11/25 | West Texas State* | W | 33-13 |
| 1/1 | Florida State+ | W | 47-20 |

+Sun Bowl

*Border Conference game

1955

Won 6, Lost 2, Tied 2

Mike Brumbelow, Coach

Border Conference: Won 4, Lost 2, Tied 1

| DATE | OPPONENT | RESULT | SCORE |
|-------|--------------------|--------|-------|
| 9/24 | North Texas State | T | 7-7 |
| 10/1 | at New Mexico | W | 34-0 |
| 10/8 | Texas Tech* | T | 27-27 |
| 10/15 | at Arizona* | W | 29-0 |
| 10/22 | at Wichita State* | W | 28-12 |
| 10/29 | New Mexico State* | W | 41-6 |
| 11/4 | at Hardin-Simmons* | L | 21-23 |
| 11/12 | Arizona State* | L | 13-20 |
| 11/19 | West Texas State* | W | 13-6 |
| 11/25 | at Trinity (Texas) | W | 14-13 |

*Border Conference game

1956

Won 9, Lost 2, Tied 0

Mike Brumbelow, Coach

Border Conference: Won 6, Lost 0, Tied 0

| DATE | OPPONENT | RESULT | SCORE |
|-------|-----------------------|--------|-------|
| 9/22 | at Texas Tech* | W | 17-13 |
| 9/29 | Abilene Christian | W | 20-0 |
| 10/6 | New Mexico | W | 34-0 |
| 10/13 | Arizona* | W | 28-6 |
| 10/20 | at North Texas State | L | 6-13 |
| 10/26 | at New Mexico State* | W | 51-7 |
| 11/3 | Hardin-Simmons* | W | 51-13 |
| 11/10 | at Arizona State* | W | 28-0 |
| 11/17 | at West Texas State* | W | 16-13 |
| 11/24 | Trinity (Texas) | W | 54-0 |
| 1/1 | 16 George Washington+ | L | 0-13 |

+Sun Bowl

*Border Conference game

1957

Won 6, Lost 3, Tied 0

Ben Collins, Coach

Border Conference: Won 3, Lost 2, Tied 0

| DATE | OPPONENT | RESULT | SCORE |
|-------|--------------------|--------|-------|
| 9/21 | North Texas State | W | 14-13 |
| 9/28 | West Texas State* | W | 20-12 |
| 10/5 | at New Mexico | W | 15-13 |
| 10/12 | Texas Tech | W | 26-14 |
| 10/26 | New Mexico State* | W | 42-12 |
| 11/2 | at Hardin-Simmons* | L | 20-33 |
| 11/9 | Arizona State* | L | 7-43 |
| 11/16 | at Arizona* | W | 51-14 |
| 11/23 | at Trinity (Texas) | L | 7-14 |

*Border Conference game

1958

Won 2, Lost 7, Tied 0

Ben Collins, Coach

Border Conference: Won 1, Lost 4, Tied 0

| DATE | OPPONENT | RESULT | SCORE |
|-------|----------------------|--------|-------|
| 9/20 | at North Texas State | L | 8-26 |
| 9/27 | New Mexico | W | 15-6 |
| 10/4 | Abilene Christian | L | 6-14 |
| 10/11 | at West Texas State* | W | 29-12 |
| 10/25 | at New Mexico State* | L | 16-17 |
| 11/1 | Hardin-Simmons* | L | 6-14 |
| 11/8 | at Arizona State* | L | 0-27 |
| 11/15 | Arizona* | L | 12-14 |
| 11/22 | Trinity (Texas) | L | 0-49 |

*Border Conference game

1959

Won 3, Lost 7, Tied 0

Ben Collins, Coach

Border Conference: Won 2, Lost 3, Tied 0

| DATE | OPPONENT | RESULT | SCORE |
|-------|--------------------|--------|-------|
| 9/19 | Mexico | W | 43-8 |
| 9/26 | North Texas State | L | 7-31 |
| 10/3 | at New Mexico | L | 7-17 |
| 10/10 | West Texas State* | W | 13-12 |
| 10/17 | at Trinity (Texas) | L | 20-21 |
| 10/24 | New Mexico State* | W | 20-15 |
| 10/31 | at Hardin-Simmons* | L | 14-25 |
| 11/7 | Arizona State* | L | 7-20 |
| 11/14 | Abilene Christian | L | 22-28 |
| 11/21 | at Arizona* | L | 0-14 |

*Border Conference game

1960

Won 4, Lost 5, Tied 1

Ben Collins, Coach

Border Conference: Won 2, Lost 3, Tied 0

| DATE | OPPONENT | RESULT | SCORE |
|-------|-------------------------|--------|-------|
| 9/17 | Utah State | L | 7-20 |
| 9/24 | at North Texas State | T | 16-16 |
| 10/1 | New Mexico | W | 23-17 |
| 10/8 | at West Texas State* | W | 6-3 |
| 10/15 | Trinity (Texas) | W | 41-14 |
| 10/29 | Hardin-Simmons* | W | 45-6 |
| 11/5 | at Arizona State* | L | 0-24 |
| 11/12 | Arizona* | L | 14-28 |
| 11/19 | Bowling Green | L | 0-21 |
| 11/26 | at 15 New Mexico State* | L | 15-27 |

*Border Conference game

1961

Won 3, Lost 7, Tied 0

Ben Collins, Coach

Border Conference: Won 1, Lost 3, Tied 0

| DATE | OPPONENT | RESULT | SCORE |
|-------|--------------------|--------|-------|
| 9/16 | at Utah State | L | 6-21 |
| 9/30 | West Texas State* | L | 27-56 |
| 10/7 | at New Mexico | L | 6-7 |
| 10/14 | McMurry | W | 20-16 |
| 10/21 | at Trinity (Texas) | W | 19-14 |
| 10/28 | New Mexico State* | L | 6-42 |
| 11/4 | at Hardin-Simmons* | W | 35-7 |
| 11/11 | Arizona State* | L | 28-48 |
| 11/18 | at Arizona | L | 15-48 |
| 11/25 | North Texas State | L | 14-24 |

*Border Conference game

1962

Won 4, Lost 5, Tied 0

Bum Phillips, Coach

Independent

| DATE | OPPONENT | RESULT | SCORE |
|-------|----------------------|--------|-------|
| 9/22 | at North Texas State | L | 6-19 |
| 9/29 | at West Texas State | L | 0-49 |
| 10/6 | New Mexico | W | 16-14 |
| 10/13 | Wyoming | L | 6-14 |
| 10/27 | at Arizona State | L | 7-35 |
| 11/3 | Hardin-Simmons | W | 7-6 |
| 11/10 | at New Mexico State | W | 21-0 |
| 11/17 | Arizona | L | 0-7 |
| 11/22 | Trinity (Texas) | W | 21-0 |

1963

Won 3, Lost 7, Tied 0

Warren Harper, Coach

Independent

| DATE | OPPONENT | RESULT | SCORE |
|-------|-------------------|--------|-------|
| 9/21 | North Texas State | W | 34-7 |
| 9/28 | at New Mexico | L | 7-23 |
| 10/5 | New Mexico State | W | 14-13 |
| 10/12 | at Arizona | L | 7-13 |
| 10/19 | Arizona State | L | 0-27 |
| 10/26 | at Colorado State | L | 14-21 |
| 11/9 | at Xavier | L | 0-24 |
| 11/16 | Texas Tech | L | 3-7 |
| 11/30 | West Texas State | W | 13-0 |
| 12/7 | Wyoming | L | 6-7 |

1964

Won 0, Lost 8, Tied 2

Warren Harper, Coach

Independent

| DATE | OPPONENT | RESULT | SCORE |
|-------|----------------------|--------|-------|
| 9/19 | at North Texas State | T | 0-0 |
| 10/3 | at West Texas State | L | 0-14 |
| 10/10 | at Arizona State | L | 13-42 |
| 10/17 | at Wyoming | L | 6-20 |
| 10/24 | Brigham Young | T | 18-18 |
| 10/31 | Utah | L | 0-41 |
| 11/7 | New Mexico | L | 12-20 |
| 11/14 | Arizona | L | 0-14 |
| 11/21 | at New Mexico State | L | 7-13 |
| 11/26 | Colorado State | L | 8-35 |

YEARLY RESULTS

1965 (8-3) – BOBBY DOBBS, HEAD COACH

| TEAMS | SCORE | DATE | FIRST DOWNS | - RUSHING - ATT. | - RUSHING - YARDS | -PASSING- COM-ATT-INT-TD | -PASSING- YARDS | -PASSING- PLAYS | TOTAL OFFENSE | FUM. | PEN. | TIME POSS. | AVG. POS. | THIRD DOWNS |
|------------------|---------|----------|-------------|------------------|-------------------|--------------------------|-----------------|-----------------|---------------|------|-------|------------|-----------|-------------|
| @ Texas Western | W 61-15 | 9/18/65 | 20 | 29 | 31 | 25-40-3-5 | 634 | 69 | 665 | 2-2 | 4-46 | N/A | N/A | N/A |
| North Texas | | 22,515 | 9 | 28 | 42 | 18-42-2-1 | 144 | 70 | 186 | 3-1 | 3-11 | N/A | N/A | N/A |
| Texas Western | W 35-14 | 9/25/65 | 16 | 24 | 56 | 16-35-3-5 | 297 | 59 | 353 | 1-1 | 4-57 | N/A | N/A | N/A |
| @ New Mexico | | 29,952 | 13 | 59 | 193 | 8-25-2-0 | 61 | 85 | 254 | 5-2 | 4-30 | N/A | N/A | N/A |
| @ Texas Western | W 21-6 | 10/2/65 | 17 | 23 | (-14) | 18-43-3-2 | 309 | 66 | 295 | 1-1 | 9-113 | N/A | N/A | N/A |
| New Mexico State | | 29,052 | 13 | 29 | 102 | 15-46-2-0 | 159 | 75 | 261 | 1-1 | 5-44 | N/A | N/A | N/A |
| @ Texas Western | W 35-10 | 10/9/65 | 27 | 31 | 128 | 25-54-3-1 | 364 | 85 | 492 | 4-3 | 8-65 | N/A | N/A | N/A |
| Colorado State | | 20,102 | 17 | 44 | 196 | 9-28-1-0 | 81 | 72 | 277 | 2-1 | 8-82 | N/A | N/A | N/A |
| Texas Western | L 14-38 | 10/16/65 | 10 | 30 | (-72) | 14-47-3-2 | 249 | 77 | 147 | 4-3 | 0-0 | N/A | N/A | N/A |
| @ Wyoming | | 16,742 | 18 | 46 | 187 | 13-27-1-3 | 170 | 73 | 357 | 4-3 | 5-79 | N/A | N/A | N/A |
| @ Texas Western | L 20-28 | 10/30/65 | 19 | 18 | 65 | 25-53-3-0 | 326 | 71 | 391 | 1-0 | 8-92 | N/A | N/A | N/A |
| Arizona State | | 24,753 | 13 | 54 | 157 | 12-20-0-1 | 138 | 74 | 295 | 3-2 | 4-35 | N/A | N/A | N/A |
| Texas Western | L 3-10 | 11/6/65 | 15 | 34 | 24 | 19-46-0-0 | 209 | 80 | 233 | 3-2 | 5-45 | N/A | N/A | N/A |
| @ Arizona | | 24,500 | 8 | 50 | 83 | 9-15-3-0 | 71 | 65 | 154 | 3-2 | 11-90 | N/A | N/A | N/A |
| Texas Western | W 20-19 | 11/13/65 | 7 | 24 | 36 | 8-27-4-1 | 195 | 51 | 231 | 4-4 | 6-40 | N/A | N/A | N/A |
| @ Utah | | 8,833 | 18 | 71 | 210 | 7-19-2-1 | 88 | 90 | 298 | 2-2 | 3-36 | N/A | N/A | N/A |
| @ Texas Western | W 57-33 | 11/20/65 | 21 | 35 | 127 | 21-45-2-4 | 273 | 80 | 400 | 4-2 | 9-96 | N/A | N/A | N/A |
| Xavier | | 20,144 | 17 | 33 | 73 | 21-52-3-3 | 268 | 85 | 341 | 3-1 | 7-79 | N/A | N/A | N/A |
| @ Texas Western | W 38-21 | 11/27/65 | 24 | 33 | 61 | 29-56-2-2 | 355 | 89 | 416 | 4-4 | 6-71 | N/A | N/A | N/A |
| West Texas State | | 14,767 | 14 | 25 | 15 | 18-45-5-2 | 315 | 70 | 330 | 1-1 | 4-27 | N/A | N/A | N/A |
| @ Texas Western | W 13-12 | 12/31/65 | 14 | 24 | 12 | 21-34-3-1 | 208 | 58 | 220 | 2-0 | 3-45 | N/A | N/A | N/A |
| TCU+ | | 27,450 | 18 | 50 | 100 | 15-28-3-1 | 148 | 78 | 248 | 4-3 | 5-35 | N/A | N/A | N/A |

+ 1965 Sun Bowl, El Paso, Texas

1966 (6-4) – BOBBY DOBBS, HEAD COACH

| TEAMS | SCORE | DATE | FIRST DOWNS | - RUSHING - ATT. | - RUSHING - YARDS | -PASSING- COM-ATT-INT-TD | -PASSING- YARDS | -PASSING- PLAYS | TOTAL OFFENSE | FUM. | PEN. | TIME POSS. | AVG. POS. | THIRD DOWNS |
|--------------------|---------|----------|-------------|------------------|-------------------|--------------------------|-----------------|-----------------|---------------|------|--------|------------|-----------|-------------|
| Texas Western | L 26-30 | 9/17/66 | 17 | 23 | 41 | 15-45-3-3 | 256 | 68 | 297 | 3-2 | 7-85 | N/A | N/A | N/A |
| @ Arizona State | | 39,367 | 16 | 50 | (-13) | 17-31-0-3 | 200 | 81 | 187 | 3-2 | 3-25 | N/A | N/A | N/A |
| Texas Western | L 9-12 | 9/24/66 | 17 | 30 | (-44) | 25-49-1-1 | 300 | 79 | 256 | 3-0 | 9-80 | N/A | N/A | N/A |
| @ North Texas | | 10,500 | 10 | 34 | 48 | 18-41-3-1 | 217 | 75 | 265 | 3-1 | 14-108 | N/A | N/A | N/A |
| @ Texas Western | W 51-3 | 10/1/66 | 16 | 40 | 115 | 14-32-0-2 | 196 | 72 | 311 | 2-1 | 8-63 | N/A | N/A | N/A |
| New Mexico | | 34,453 | 5 | 42 | 90 | 5-20-4-0 | 47 | 62 | 137 | 2-1 | 10-70 | N/A | N/A | N/A |
| Texas Western | W 9-3 | 10/8/66 | 17 | 35 | 106 | 16-34-2-1 | 192 | 69 | 298 | 1-0 | 4-27 | N/A | N/A | N/A |
| @ West Texas State | | 19,400 | 10 | 45 | 122 | 10-23-5-0 | 65 | 68 | 187 | 2-1 | 11-70 | N/A | N/A | N/A |
| @ Texas Western | W 68-21 | 10/15/66 | 24 | 32 | 82 | 25-42-1-7 | 492 | 74 | 574 | 7-4 | 6-69 | N/A | N/A | N/A |
| Texas-Arlington | | 25,624 | 6 | 35 | 89 | 10-27-4-0 | 101 | 62 | 190 | 2-2 | 4-33 | N/A | N/A | N/A |
| @ Texas Western | W 35-0 | 10/22/66 | 19 | 43 | 82 | 14-32-4-1 | 167 | 75 | 249 | 4-3 | 12-83 | N/A | N/A | N/A |
| San Jose State | | 28,263 | 5 | 32 | (-106) | 8-31-3-0 | 96 | 63 | (-10) | 5-1 | 10-60 | N/A | N/A | N/A |
| Texas Western | L 33-53 | 11/5/66 | 21 | 25 | 122 | 21-46-1-2 | 291 | 71 | 413 | 2-2 | 5-28 | N/A | N/A | N/A |
| @ BYU | | 30,284 | 33 | 36 | 153 | 32-53-4-5 | 548 | 89 | 701 | 3-1 | 13-109 | N/A | N/A | N/A |
| @ Texas Western | L 7-31 | 11/12/66 | 8 | 40 | (-31) | 10-29-1-1 | 126 | 69 | 95 | 1-1 | 8-52 | N/A | N/A | N/A |
| Wyoming | | 29,174 | 18 | 44 | 196 | 14-27-1-2 | 216 | 71 | 412 | 2-1 | 10-133 | N/A | N/A | N/A |
| @ Texas Western | W 28-14 | 11/19/66 | 18 | 30 | 204 | 11-18-1-3 | 219 | 68 | 423 | 3-2 | 8-57 | N/A | N/A | N/A |
| New Mexico State | | 25,521 | 17 | 32 | 122 | 20-40-3-1 | 139 | 72 | 251 | 2-2 | 7-54 | N/A | N/A | N/A |
| @ Texas Western | W 27-20 | 11/26/66 | 14 | 36 | 110 | 14-33-1-2 | 170 | 69 | 280 | 4-3 | 4-30 | N/A | N/A | N/A |
| Utah | | 16,527 | 9 | 52 | 48 | 4-12-0-2 | 95 | 64 | 143 | 4-2 | 10-85 | N/A | N/A | N/A |

1967 (7-2-1) – BOBBY DOBBS, HEAD COACH

| TEAMS | SCORE | DATE | FIRST DOWNS | - RUSHING - ATT. | - RUSHING - YARDS | -PASSING- COM-ATT-INT-TD | -PASSING- YARDS | -PASSING- PLAYS | TOTAL OFFENSE | FUM. | PEN. | TIME POSS. | AVG. POS. | THIRD DOWNS |
|------------------|---------|----------|-------------|------------------|-------------------|--------------------------|-----------------|-----------------|---------------|------|--------|------------|-----------|-------------|
| @ UTEP | W 50-14 | 9/16/67 | 22 | 38 | 187 | 23-45-3-3 | 254 | 83 | 441 | 2-2 | 7-55 | N/A | N/A | N/A |
| UC-Santa Barbara | | 29,642 | 11 | 36 | 126 | 15-34-4-2 | 168 | 70 | 294 | 4-2 | 7-54 | N/A | N/A | N/A |
| UTEP | L 32-33 | 10/7/67 | 13 | 39 | 0 | 17-44-5-1 | 246 | 83 | 246 | 3-2 | 8-62 | N/A | N/A | N/A |
| @ Arizona State | | 39,142 | 16 | 36 | 204 | 9-30-5-3 | 212 | 73 | 416 | 1-1 | 10-100 | N/A | N/A | N/A |
| UTEP | T 9-9 | 10/14/67 | 23 | 50 | 150 | 16-37-3-0 | 247 | 97 | 397 | 4-2 | 5-65 | N/A | N/A | N/A |
| @ Arizona | | 37,000 | 8 | 35 | 61 | 6-22-0-1 | 74 | 69 | 135 | 3-1 | 13-153 | N/A | N/A | N/A |
| @ UTEP | W 47-17 | 10/21/67 | 13 | 41 | 179 | 15-31-5-6 | 302 | 72 | 481 | 1-0 | 10-91 | N/A | N/A | N/A |
| BYU | | 26,054 | 13 | 36 | 194 | 21-51-2-2 | 200 | 87 | 394 | 5-3 | 1-65 | N/A | N/A | N/A |
| UTEP | W 75-12 | 10/27/67 | 15 | 23 | 39 | 16-37-1-7 | 510 | 60 | 549 | 3-2 | 3-27 | N/A | N/A | N/A |
| @ New Mexico | | 9,635 | 24 | 30 | 43 | 37-66-4-1 | 401 | 96 | 444 | 5-4 | 7-78 | N/A | N/A | N/A |
| @ UTEP | W 46-24 | 11/4/67 | 22 | 27 | 83 | 24-52-2-4 | 426 | 79 | 509 | 2-0 | 11-100 | N/A | N/A | N/A |
| New Mexico State | | 28,233 | 18 | 47 | 122 | 14-39-2-1 | 197 | 86 | 319 | 3-0 | 6-81 | N/A | N/A | N/A |
| @ UTEP | W 17-0 | 11/11/67 | 19 | 28 | 64 | 17-45-1-2 | 294 | 73 | 358 | 3-1 | 11-115 | N/A | N/A | N/A |
| Colorado State | | 22,218 | 14 | 57 | 168 | 7-22-0-0 | 44 | 79 | 212 | 2-2 | 8-90 | N/A | N/A | N/A |
| @ UTEP | L 19-21 | 11/18/67 | 12 | 31 | 18 | 13-34-1-3 | 182 | 65 | 200 | 3-2 | 7-35 | N/A | N/A | N/A |
| #6 Wyoming | | 35,023 | 18 | 45 | 93 | 22-37-2-1 | 256 | 82 | 349 | 3-2 | 4-70 | N/A | N/A | N/A |
| UTEP | W 28-8 | 11/25/67 | 22 | 28 | 53 | 23-42-4-2 | 249 | 70 | 302 | 1-0 | 10-83 | N/A | N/A | N/A |
| @ Utah | | 15,843 | 13 | 32 | 40 | 11-41-2-0 | 127 | 71 | 167 | 2-2 | 5-31 | N/A | N/A | N/A |
| @ UTEP | W 14-7 | 12/30/67 | 16 | 47 | 75 | 16-35-1-1 | 201 | 72 | 276 | 0-0 | 9-92 | N/A | N/A | N/A |
| Mississippi+ | | 34,685 | 6 | 31 | 38 | 12-23-1-0 | 71 | 54 | 109 | 4-3 | 5-33 | N/A | N/A | N/A |

+ 1967 Sun Bowl, El Paso, Texas



YEARLY RESULTS

1968 (4-5-1, 3-3 WAC/4TH) - BOBBY DOBBS, HEAD COACH

| TEAMS | SCORE | DATE | FIRST DOWNS | - RUSHING - ATT. | - YARDS | -PASSING-COM-ATT-INT-TD | YARDS | -PASSING-PLAYS | TOTAL OFFENSE | FUM. | PEN. | TIME POSS. | AVG. POS. | THIRD DOWNS |
|----------------------|---------|----------|-------------|------------------|---------|-------------------------|-------|----------------|---------------|------|--------|------------|-----------|-------------|
| @ UTEP | T 14-14 | 9/14/68 | 20 | 28 | 81 | 29-65-0-2 | 342 | 93 | 423 | 2-2 | 8-90 | N/A | N/A | N/A |
| UC-Santa Barbara | | 26,820 | 20 | 51 | 191 | 20-37-1-1 | 195 | 88 | 386 | 4-3 | 7-72 | N/A | N/A | N/A |
| @ UTEP | W 44-15 | 9/21/68 | 19 | 42 | 143 | 16-36-2-2 | 252 | 78 | 395 | 1-0 | 9-75 | N/A | N/A | N/A |
| New Mexico* | | 25,220 | 18 | 53 | 64 | 13-25-1-1 | 239 | 78 | 303 | 8-5 | 9-70 | N/A | N/A | N/A |
| UTEP | L 19-31 | 9/28/68 | 17 | 45 | (-37) | 18-41-2-3 | 307 | 75 | 270 | 4-2 | 5-49 | N/A | N/A | N/A |
| @ #17 Arizona State* | | 42,073 | 16 | 57 | 242 | 24-40-0-1 | 89 | 82 | 331 | 2-0 | 13-139 | N/A | N/A | N/A |
| UTEP | L 0-25 | 10/5/68 | 10 | 36 | 27 | 14-41-7-0 | 159 | 77 | 186 | 1-1 | 8-73 | N/A | N/A | N/A |
| @ Arizona* | | 37,300 | 17 | 47 | 134 | 15-34-1-0 | 218 | 81 | 352 | 4-4 | 5-40 | N/A | N/A | N/A |
| @ UTEP | L 21-22 | 10/12/68 | 18 | 46 | 92 | 17-43-3-0 | 274 | 89 | 366 | 4-3 | 7-53 | N/A | N/A | N/A |
| Long Beach State | | 20,102 | 5 | 36 | 42 | 8-22-1-2 | 139 | 58 | 181 | 3-1 | 9-85 | N/A | N/A | N/A |
| @ UTEP | W 30-14 | 10/19/68 | 19 | 53 | 179 | 15-32-3-3 | 271 | 85 | 450 | 7-4 | 5-45 | N/A | N/A | N/A |
| New Mexico State | | 25,320 | 12 | 43 | 174 | 5-27-4-0 | 76 | 70 | 250 | 4-3 | 2-30 | N/A | N/A | N/A |
| UTEP | W 31-25 | 10/26/68 | 23 | 27 | (-29) | 27-48-0-3 | 477 | 75 | 448 | 1-1 | 3-15 | N/A | N/A | N/A |
| @ BYU* | | 27,010 | 22 | 55 | 249 | 11-30-0-1 | 135 | 85 | 384 | 1-1 | 8-63 | N/A | N/A | N/A |
| @ UTEP | L 31-34 | 11/9/68 | 25 | 33 | 59 | 28-52-0-4 | 401 | 85 | 460 | 4-1 | 6-56 | N/A | N/A | N/A |
| North Texas | | 20,160 | 20 | 46 | 137 | 20-38-1-5 | 376 | 84 | 513 | 2-1 | 4-40 | N/A | N/A | N/A |
| @ UTEP | L 19-26 | 11/16/68 | 16 | 20 | (-60) | 19-56-4-3 | 227 | 76 | 167 | 1-1 | 1-3 | N/A | N/A | N/A |
| #20 Wyoming* | | 25,874 | 13 | 66 | 216 | 5-13-2-1 | 70 | 79 | 286 | 2-2 | 9-136 | N/A | N/A | N/A |
| @ UTEP | W 23-19 | 11/23/68 | 19 | 39 | 141 | 16-41-0-0 | 174 | 80 | 315 | 3-2 | 6-60 | N/A | N/A | N/A |
| Colorado State* | | 13,125 | 21 | 58 | 255 | 10-29-1-1 | 127 | 87 | 382 | 2-0 | 10-106 | N/A | N/A | N/A |

* Western Athletic Conference (WAC) game

1969 (4-6, 2-5 WAC/6TH) - BOBBY DOBBS, HEAD COACH

| TEAMS | SCORE | DATE | FIRST DOWNS | - RUSHING - ATT. | - YARDS | -PASSING-COM-ATT-INT-TD | YARDS | -PASSING-PLAYS | TOTAL OFFENSE | FUM. | PEN. | TIME POSS. | AVG. POS. | THIRD DOWNS |
|-------------------|---------|----------|-------------|------------------|---------|-------------------------|-------|----------------|---------------|------|--------|------------|-----------|-------------|
| @ UTEP | W 14-10 | 9/13/69 | 19 | 50 | 207 | 10-25-3-1 | 188 | 75 | 395 | 3-2 | 5-45 | N/A | N/A | N/A |
| Pacific | | 22,135 | 19 | 46 | 132 | 17-40-2-0 | 243 | 86 | 375 | 1-1 | 11-104 | N/A | N/A | N/A |
| UTEP | W 21-6 | 9/27/69 | 13 | 41 | 200 | 8-21-3-1 | 147 | 62 | 347 | 4-3 | 8-98 | N/A | N/A | N/A |
| @ New Mexico* | | 22,024 | 17 | 63 | 156 | 5-29-0-0 | 48 | 92 | 204 | 4-3 | 5-44 | N/A | N/A | N/A |
| @ UTEP | L 6-24 | 10/4/69 | 21 | 34 | 44 | 23-56-3-0 | 351 | 90 | 395 | 0-0 | 9-96 | N/A | N/A | N/A |
| Utah* | | 22,470 | 20 | 62 | 267 | 8-25-1-1 | 89 | 87 | 356 | 5-2 | 3-25 | N/A | N/A | N/A |
| UTEP | L 9-37 | 10/11/69 | 15 | 36 | (-3) | 13-38-3-0 | 210 | 74 | 207 | 3-1 | 4-51 | N/A | N/A | N/A |
| @ 18 Wyoming* | | 11,463 | 23 | 51 | 146 | 24-40-0-2 | 234 | 91 | 380 | 1-1 | 10-132 | N/A | N/A | N/A |
| UTEP | L 10-26 | 10/18/69 | 17 | 37 | 152 | 23-53-4-0 | 229 | 90 | 381 | 4-2 | 6-65 | N/A | N/A | N/A |
| @ Arizona* | | 30,000 | 19 | 59 | 234 | 10-24-1-1 | 144 | 83 | 378 | 5-3 | 9-126 | N/A | N/A | N/A |
| @ UTEP | L 7-30 | 10/25/69 | 17 | 44 | 46 | 12-32-4-1 | 166 | 78 | 212 | 1-1 | 5-45 | N/A | N/A | N/A |
| BYU* | | 18,581 | 11 | 50 | 153 | 4-16-0-1 | 82 | 66 | 235 | 4-2 | 13-137 | N/A | N/A | N/A |
| UTEP | W 17-16 | 11/1/69 | 15 | 43 | 153 | 15-41-0-1 | 184 | 84 | 337 | 2-2 | 3-50 | N/A | N/A | N/A |
| @ Colorado State* | | 11,340 | 12 | 48 | 210 | 5-18-1-0 | 42 | 66 | 252 | 5-2 | 5-47 | N/A | N/A | N/A |
| @ UTEP | L 38-41 | 11/8/69 | 23 | 30 | 121 | 25-52-3-1 | 348 | 82 | 469 | 2-1 | 10-81 | N/A | N/A | N/A |
| New Mexico State | | 17,640 | 18 | 60 | 231 | 9-21-3-3 | 165 | 81 | 396 | 5-1 | 2-25 | N/A | N/A | N/A |
| @ UTEP | L 19-42 | 11/15/69 | 23 | 40 | (-5) | 22-60-2-1 | 307 | 100 | 302 | 3-1 | 6-73 | N/A | N/A | N/A |
| Arizona State* | | 16,362 | 20 | 54 | 384 | 10-25-1-1 | 138 | 79 | 522 | 3-2 | 18-171 | N/A | N/A | N/A |
| @ UTEP | W 17-10 | 11/29/69 | 20 | 67 | 243 | 7-23-4-0 | 95 | 90 | 338 | 4-2 | 7-43 | N/A | N/A | N/A |
| Xavier | | 17,306 | 7 | 39 | 65 | 5-24-2-1 | 100 | 63 | 165 | 2-1 | 11-60 | N/A | N/A | N/A |

* Western Athletic Conference (WAC) game

1970 (6-4, 4-3 WAC/4TH) - BOBBY DOBBS, HEAD COACH

| TEAMS | SCORE | DATE | FIRST DOWNS | - RUSHING - ATT. | - YARDS | -PASSING-COM-ATT-INT-TD | YARDS | -PASSING-PLAYS | TOTAL OFFENSE | FUM. | PEN. | TIME POSS. | AVG. POS. | THIRD DOWNS |
|--------------------|---------|----------|-------------|------------------|---------|-------------------------|-------|----------------|---------------|------|--------|------------|-----------|-------------|
| @ UTEP | L 18-24 | 9/12/70 | 21 | 45 | 173 | 19-38-2-0 | 255 | 83 | 428 | 6-2 | 8-69 | N/A | N/A | N/A |
| Pacific | | 21,340 | 15 | 32 | 74 | 22-41-0-2 | 216 | 73 | 290 | 3-3 | 6-86 | N/A | N/A | N/A |
| UTEP | L 20-44 | 9/19/70 | 23 | 47 | 101 | 18-38-7-2 | 333 | 85 | 434 | 3-3 | 3-25 | N/A | N/A | N/A |
| @ Utah* | | 24,745 | 22 | 54 | 290 | 12-27-0-4 | 200 | 81 | 490 | 5-4 | 11-136 | N/A | N/A | N/A |
| UTEP | W 17-0 | 9/26/70 | 16 | 60 | 155 | 9-20-1-1 | 165 | 80 | 320 | 2-2 | 6-80 | N/A | N/A | N/A |
| @ BYU* | | 27,468 | 15 | 50 | 67 | 8-25-1-0 | 74 | 75 | 141 | 5-5 | 6-29 | N/A | N/A | N/A |
| @ UTEP | W 21-14 | 10/3/70 | 18 | 51 | 189 | 11-28-0-1 | 151 | 79 | 340 | 2-1 | 3-37 | N/A | N/A | N/A |
| New Mexico State | | 15,364 | 17 | 50 | 163 | 12-26-2-2 | 186 | 76 | 349 | 3-2 | 9-94 | N/A | N/A | N/A |
| UTEP | W 41-7 | 10/17/70 | 24 | 33 | 62 | 26-59-2-2 | 507 | 92 | 569 | 7-4 | 7-63 | N/A | N/A | N/A |
| @ Colorado State* | | 20,879 | 17 | 60 | 214 | 11-29-4-1 | 197 | 89 | 411 | 3-1 | 5-45 | N/A | N/A | N/A |
| @ UTEP | L 13-42 | 10/24/70 | 10 | 39 | 164 | 6-29-2-0 | 72 | 68 | 236 | 3-2 | 7-50 | N/A | N/A | N/A |
| #12 Arizona State* | | 23,035 | 24 | 67 | 383 | 14-28-1-0 | 222 | 95 | 605 | 5-2 | 9-115 | N/A | N/A | N/A |
| @ UTEP | L 16-35 | 10/31/70 | 26 | 43 | 213 | 20-49-3-1 | 249 | 92 | 462 | 2-1 | 5-35 | N/A | N/A | N/A |
| New Mexico* | | 13,503 | 16 | 52 | 365 | 6-9-0-0 | 61 | 61 | 426 | 2-1 | 9-75 | N/A | N/A | N/A |
| @ UTEP | W 47-7 | 11/7/70 | 17 | 53 | 373 | 3-12-1-0 | 41 | 65 | 414 | 3-0 | 5-55 | N/A | N/A | N/A |
| Wyoming* | | 10,053 | 9 | 49 | 101 | 4-25-3-1 | 57 | 74 | 158 | 4-3 | 3-31 | N/A | N/A | N/A |
| @ UTEP | W 33-17 | 11/14/70 | 19 | 57 | 226 | 8-18-0-1 | 114 | 75 | 340 | 4-2 | 4-42 | N/A | N/A | N/A |
| Arizona* | | 15,605 | 14 | 47 | 139 | 10-25-0-1 | 132 | 72 | 271 | 6-5 | 4-58 | N/A | N/A | N/A |
| UTEP | W 37-16 | 11/19/70 | 24 | 42 | 228 | 19-35-2-2 | 252 | 77 | 480 | 2-1 | 4-33 | N/A | N/A | N/A |
| @ Trinity (Texas) | | 1,675 | 12 | 43 | 125 | 8-20-2-2 | 128 | 63 | 253 | 3-2 | 3-6 | N/A | N/A | N/A |

* Western Athletic Conference (WAC) game

YEARLY RESULTS

1971 (5-6, 1-6 WAC/8TH) – BOBBY DOBBS, HEAD COACH

| TEAMS | SCORE | DATE | FIRST DOWNS | - RUSHING - ATT. | - YARDS | -PASSING-COM-ATT-INT-TD | YARDS | -PASSING-PLAYS | TOTAL OFFENSE | FUM. | PEN. | TIME POSS. | AVG. POS. | THIRD DOWNS |
|----------------------|---------|----------|-------------|------------------|---------|-------------------------|-------|----------------|---------------|------|--------|------------|-----------|-------------|
| @ UTEP | W 38-9 | 9/11/71 | 17 | 44 | 177 | 13-23-1-2 | 155 | 67 | 332 | 2-1 | 5-45 | N/A | N/A | N/A |
| Texas-Arlington | | 17,212 | 13 | 40 | 67 | 18-30-3-1 | 158 | 70 | 225 | 0-0 | 10-90 | N/A | N/A | N/A |
| @ UTEP | W 21-3 | 9/18/71 | 19 | 49 | 176 | 16-31-4-1 | 163 | 80 | 339 | 3-2 | 8-107 | N/A | N/A | N/A |
| Pacific | | 15,353 | 16 | 43 | 149 | 13-35-7-0 | 125 | 78 | 274 | 3-2 | 7-75 | N/A | N/A | N/A |
| @ UTEP | L 6-14 | 9/25/71 | 15 | 43 | 66 | 17-35-3-0 | 256 | 78 | 322 | 2-1 | 3-35 | N/A | N/A | N/A |
| Arizona* | | 20,520 | 11 | 45 | 145 | 10-18-0-0 | 87 | 63 | 232 | 4-1 | 3-35 | N/A | N/A | N/A |
| UTEP | L 7-24 | 10/2/71 | 4 | 37 | 12 | 4-9-2-0 | 58 | 46 | 70 | 1-1 | 6-47 | 24:17 | N/A | N/A |
| @ #13 Arizona State* | | 50,530 | 26 | 65 | 248 | 14-24-3-2 | 230 | 89 | 478 | 2-0 | 6-60 | 35:43 | N/A | N/A |
| @ UTEP | L 10-32 | 10/9/71 | 12 | 46 | 50 | 7-22-0-0 | 107 | 68 | 157 | 1-1 | 2-13 | N/A | N/A | N/A |
| Utah* | | 13,881 | 21 | 44 | 235 | 19-43-2-1 | 199 | 87 | 434 | 2-0 | 8-63 | N/A | N/A | N/A |
| UTEP | W 14-7 | 10/16/71 | 23 | 70 | 318 | 6-10-2-1 | 64 | 80 | 382 | 3-3 | 5-75 | N/A | N/A | N/A |
| @ New Mexico State | | 14,682 | 23 | 35 | 136 | 16-40-3-1 | 194 | 75 | 330 | 0-0 | 6-60 | N/A | N/A | N/A |
| UTEP | W 12-7 | 10/23/71 | 13 | 57 | 206 | 8-10-0-0 | 90 | 67 | 296 | 3-2 | 7-63 | N/A | N/A | N/A |
| @ Wyoming* | | 19,510 | 17 | 40 | 99 | 16-33-2-0 | 165 | 73 | 264 | 4-1 | 2-20 | N/A | N/A | N/A |
| @ UTEP | L 0-16 | 10/30/71 | 11 | 30 | 82 | 19-39-2-0 | 175 | 69 | 257 | 3-2 | 3-35 | N/A | N/A | N/A |
| BYU* | | 12,235 | 18 | 63 | 300 | 4-13-1-0 | 35 | 76 | 335 | 2-2 | 12-120 | N/A | N/A | N/A |
| UTEP | L 13-49 | 11/13/71 | 15 | 29 | 105 | 14-26-1-1 | 177 | 55 | 282 | 1-1 | 4-42 | N/A | N/A | N/A |
| @ New Mexico* | | 15,650 | 36 | 90 | 518 | 5-6-1-1 | 127 | 96 | 645 | 2-1 | 9-108 | N/A | N/A | N/A |
| @ UTEP | L 7-24 | 11/20/71 | 11 | 35 | 153 | 13-26-0-0 | 108 | 61 | 261 | 3-3 | 1-5 | N/A | N/A | N/A |
| Colorado State* | | 7,842 | 23 | 81 | 363 | 1-3-0-0 | 11 | 84 | 374 | 3-3 | 4-30 | N/A | N/A | N/A |
| @ UTEP | W 38-32 | 11/27/71 | 25 | 56 | 230 | 16-23-0-1 | 146 | 79 | 376 | 3-1 | 4-40 | N/A | N/A | N/A |
| Long Beach State | | 6,530 | 16 | 44 | 207 | 16-23-1-1 | 185 | 67 | 408 | 3-1 | 7-75 | N/A | N/A | N/A |

* Western Athletic Conference (WAC) game

1972 (2-8, 1-6 WAC/8TH) – TOMMY HUDSPETH, BOBBY DOBBS[^], HEAD COACH

| TEAMS | SCORE | DATE | FIRST DOWNS | - RUSHING - ATT. | - YARDS | -PASSING-COM-ATT-INT-TD | YARDS | -PASSING-PLAYS | TOTAL OFFENSE | FUM. | PEN. | TIME POSS. | AVG. POS. | THIRD DOWNS |
|-------------------|---------|----------|-------------|------------------|---------|-------------------------|-------|----------------|---------------|------|--------|------------|-----------|-------------|
| @ UTEP | L 28-42 | 9/16/72 | 25 | 40 | 115 | 21-38-2-3 | 327 | 78 | 442 | 4-1 | 9-87 | N/A | N/A | N/A |
| Lamar | | 10,573 | 21 | 66 | 318 | 1-7-1-0 | 49 | 73 | 367 | 2-2 | 9-90 | N/A | N/A | N/A |
| @ UTEP | L 14-19 | 9/23/72 | 21 | 43 | 106 | 26-39-0-2 | 306 | 82 | 412 | 4-3 | 5-64 | N/A | N/A | N/A |
| Pacific | | 9,250 | 17 | 55 | 308 | 3-7-0-0 | 23 | 62 | 331 | 5-2 | 4-50 | N/A | N/A | N/A |
| @ UTEP | W 21-20 | 9/30/72 | 16 | 44 | 186 | 6-8-0-0 | 72 | 52 | 258 | 2-2 | 10-98 | N/A | N/A | N/A |
| New Mexico State | | 11,300 | 23 | 58 | 165 | 13-20-0-2 | 164 | 78 | 329 | 1-1 | 7-52 | N/A | N/A | N/A |
| UTEP | L 20-39 | 10/7/72 | 25 | 40 | 93 | 23-42-2-1 | 330 | 82 | 423 | 3-0 | 8-82 | N/A | N/A | N/A |
| @ Utah* | | 20,860 | 19 | 51 | 256 | 8-14-2-2 | 146 | 65 | 402 | 3-1 | 11-96 | N/A | N/A | N/A |
| UTEP | L 14-21 | 10/14/72 | 20 | 40 | 66 | 21-31-0-0 | 316 | 71 | 382 | 2-2 | 6-76 | 29:00 | N/A | N/A |
| @ BYU* | | 31,176 | 18 | 50 | 118 | 14-24-2-0 | 167 | 74 | 285 | 3-2 | 9-64 | 31:00 | N/A | N/A |
| @ UTEP | L 7-56 | 10/21/72 | 14 | 41 | 172 | 11-29-2-0 | 145 | 70 | 317 | 5-4 | 3-22 | N/A | N/A | N/A |
| New Mexico* | | 10,240 | 21 | 73 | 522 | 4-8-0-0 | 43 | 81 | 565 | 3-1 | 10-67 | N/A | N/A | N/A |
| UTEP | L 22-45 | 10/28/72 | 19 | 43 | 171 | 14-38-2-1 | 138 | 81 | 309 | 0-0 | 3-15 | N/A | N/A | N/A |
| @ Arizona* | | 28,000 | 16 | 53 | 291 | 7-15-2-1 | 159 | 68 | 450 | 3-2 | 11-131 | N/A | N/A | N/A |
| @ UTEP | L 14-55 | 11/4/72 | 16 | 28 | (-5) | 24-48-2-1 | 281 | 76 | 276 | 4-4 | 3-25 | N/A | N/A | N/A |
| Arizona State* | | 7,414 | 22 | 65 | 438 | 8-17-0-2 | 176 | 82 | 614 | 5-5 | 3-45 | N/A | N/A | N/A |
| @ UTEP | W 20-13 | 11/11/72 | 19 | 39 | 201 | 11-21-1-0 | 102 | 60 | 303 | 7-5 | 6-47 | N/A | N/A | N/A |
| Wyoming* | | 4,600 | 20 | 67 | 352 | 5-15-3-0 | 68 | 82 | 420 | 4-2 | 7-68 | N/A | N/A | N/A |
| UTEP | L 22-35 | 11/18/72 | 16 | 32 | 132 | 12-27-1-2 | 147 | 59 | 279 | 4-2 | 9-94 | N/A | N/A | N/A |
| @ Colorado State* | | 14,235 | 22 | 76 | 299 | 6-10-0-2 | 122 | 86 | 421 | 3-3 | 6-70 | N/A | N/A | N/A |

[^]Dobbs was head coach for the season's first six games (1-5); Hudspeth was head coach for the season's last four games (1-3)

* Western Athletic Conference (WAC) game

1973 (0-11, 0-7 WAC/8TH) – TOMMY HUDSPETH, HEAD COACH

| TEAMS | SCORE | DATE | FIRST DOWNS | - RUSHING - ATT. | - YARDS | -PASSING-COM-ATT-INT-TD | YARDS | -PASSING-PLAYS | TOTAL OFFENSE | FUM. | PEN. | TIME POSS. | AVG. POS. | THIRD DOWNS |
|--------------------|---------|----------|-------------|------------------|---------|-------------------------|-------|----------------|---------------|------|--------|------------|-----------|-------------|
| UTEP | L 14-62 | 9/8/73 | 11 | 34 | 13 | 12-32-2-2 | 155 | 66 | 168 | 4-3 | 3-35 | N/A | N/A | N/A |
| @ Idaho | | 8,500 | 23 | 64 | 448 | 7-15-0-1 | 108 | 79 | 556 | 2-2 | 6-60 | N/A | N/A | N/A |
| @ UTEP | L 9-34 | 9/15/73 | 13 | 37 | 97 | 15-28-2-0 | 135 | 65 | 232 | 1-1 | 6-50 | N/A | N/A | N/A |
| Pacific | | 13,670 | 15 | 58 | 241 | 7-13-0-4 | 192 | 71 | 433 | 2-1 | 9-118 | N/A | N/A | N/A |
| UTEP | L 6-82 | 9/22/73 | 10 | 38 | (-11) | 13-25-5-0 | 130 | 63 | 119 | 6-3 | 6-42 | N/A | N/A | N/A |
| @ Utah* | | 27,143 | 24 | 61 | 368 | 9-17-0-3 | 175 | 78 | 543 | 2-1 | 3-25 | N/A | N/A | N/A |
| UTEP | L 8-31 | 9/29/73 | 6 | 36 | 77 | 5-18-0-1 | 83 | 54 | 160 | 0-0 | 7-47 | N/A | N/A | N/A |
| @ Wyoming* | | 17,752 | 26 | 65 | 308 | 10-20-1-0 | 196 | 85 | 504 | 5-1 | 4-30 | N/A | N/A | N/A |
| @ UTEP | L 23-27 | 10/6/73 | 21 | 50 | 130 | 15-28-0-1 | 272 | 78 | 402 | 1-0 | 9-95 | N/A | N/A | N/A |
| New Mexico State | | 9,745 | 18 | 39 | 161 | 11-16-0-3 | 191 | 55 | 352 | 4-2 | 7-67 | N/A | N/A | N/A |
| @ UTEP | L 27-31 | 10/13/73 | 22 | 60 | 301 | 8-17-4-0 | 94 | 77 | 395 | 3-3 | 11-103 | N/A | N/A | N/A |
| Lamar | | 8,385 | 18 | 55 | 124 | 13-36-2-1 | 147 | 91 | 289 | 5-3 | 9-115 | N/A | N/A | N/A |
| UTEP | L 0-49 | 10/20/73 | 7 | 45 | 72 | 4-18-2-0 | 40 | 63 | 112 | 2-1 | 9-69 | N/A | N/A | N/A |
| @ New Mexico* | | 12,300 | 21 | 61 | 340 | 7-17-0-2 | 141 | 78 | 481 | 3-1 | 7-81 | N/A | N/A | N/A |
| @ UTEP | L 24-76 | 10/27/73 | 9 | 53 | 132 | 6-13-4-2 | 99 | 66 | 231 | 3-1 | 2-10 | N/A | N/A | N/A |
| Colorado State* | | 7,350 | 23 | 49 | 297 | 20-31-0-3 | 308 | 80 | 605 | 3-3 | 7-54 | N/A | N/A | N/A |
| @ UTEP | L 18-35 | 11/3/73 | 16 | 49 | 138 | 12-23-1-1 | 165 | 72 | 303 | 0-0 | 4-25 | N/A | N/A | N/A |
| Arizona* | | 6,940 | 29 | 58 | 438 | 8-15-1-1 | 136 | 73 | 574 | 3-3 | 7-69 | N/A | N/A | N/A |
| @ UTEP | L 13-54 | 11/17/73 | 19 | 42 | 193 | 19-42-1-0 | 201 | 84 | 394 | 3-1 | 8-89 | N/A | N/A | N/A |
| #13 Arizona State* | | 7,500 | 30 | 52 | 482 | 8-24-2-2 | 133 | 76 | 615 | 3-3 | 9-64 | N/A | N/A | N/A |
| @ UTEP | L 0-63 | 12/1/73 | 9 | 42 | 162 | 3-15-6-0 | 51 | 57 | 213 | 3-3 | 6-65 | N/A | N/A | N/A |
| BYU* | | 7,115 | 28 | 55 | 285 | 19-32-1-1 | 256 | 87 | 541 | 2-2 | 10-125 | N/A | N/A | N/A |

* Western Athletic Conference (WAC) game



YEARLY RESULTS

1974 (4-7, 3-4 WAC/T4TH) - GIL BARTOSH, HEAD COACH

| TEAMS | SCORE | DATE | FIRST DOWNS | - RUSHING - ATT. | YARDS | -PASSING- COM-ATT-INT-TD | YARDS | -PASSING- PLAYS | TOTAL OFFENSE | FUM. | PEN. | TIME POSS. | AVG. POS. | THIRD DOWNS |
|----------------------|---------|----------|-------------|------------------|-------|--------------------------|-------|-----------------|---------------|------|--------|------------|-----------|-------------|
| @ UTEP | L 14-17 | 9/14/74 | 21 | 57 | 251 | 9-17-1-1 | 113 | 74 | 364 | 1-1 | 3-30 | N/A | N/A | N/A |
| Pacific | 15,464 | | 16 | 50 | 201 | 4-11-0-1 | 76 | 61 | 277 | 4-1 | 3-25 | N/A | N/A | N/A |
| @ UTEP | W 34-7 | 9/21/74 | 23 | 66 | 320 | 6-9-0-3 | 135 | 75 | 455 | 2-0 | 11-139 | N/A | N/A | N/A |
| Utah* | 17,841 | | 13 | 35 | 66 | 6-17-1-1 | 104 | 52 | 170 | 3-1 | 11-90 | N/A | N/A | N/A |
| @ UTEP | L 12-26 | 9/28/74 | 12 | 44 | 139 | 5-19-2-0 | 112 | 63 | 251 | 2-2 | 4-30 | N/A | N/A | N/A |
| San Diego State | 22,785 | | 24 | 55 | 301 | 10-29-0-1 | 116 | 84 | 417 | 5-3 | 7-45 | N/A | N/A | N/A |
| UTEP | L 13-42 | 10/5/74 | 16 | 39 | 88 | 12-21-2-1 | 196 | 60 | 284 | 2-2 | 7-62 | 29:07 | N/A | 2-9 |
| @ #12 Arizona* | 38,051 | | 30 | 52 | 284 | 17-33-0-2 | 236 | 85 | 520 | 3-2 | 8-74 | 30:53 | N/A | 10-15 |
| UTEP | L 13-14 | 10/12/74 | 13 | 40 | 102 | 11-21-2-2 | 136 | 61 | 238 | 3-1 | 1-15 | N/A | N/A | N/A |
| @ New Mexico State | 14,500 | | 14 | 55 | 193 | 6-13-3-0 | 128 | 68 | 327 | 6-2 | 10-108 | N/A | N/A | N/A |
| UTEP | L 21-45 | 10/19/74 | 14 | 44 | 211 | 7-18-0-2 | 121 | 62 | 332 | 3-1 | 6-56 | N/A | N/A | N/A |
| @ BYU* | 19,628 | | 27 | 38 | 148 | 28-42-1-5 | 394 | 80 | 542 | 1-1 | 7-73 | N/A | N/A | N/A |
| UTEP | W 28-14 | 10/26/74 | 17 | 59 | 263 | 7-10-1-0 | 169 | 69 | 432 | 4-3 | 12-137 | N/A | N/A | N/A |
| @ Texas Arlington | 4,600 | | 11 | 43 | 136 | 7-14-0-0 | 70 | 57 | 206 | 2-1 | 7-59 | N/A | N/A | N/A |
| UTEP | W 31-27 | 11/2/74 | 19 | 58 | 176 | 13-32-1-1 | 164 | 90 | 340 | 0-0 | 4-40 | 37:49 | N/A | 8-21 |
| @ #14 Arizona State* | 46,500 | | 16 | 34 | 209 | 14-28-0-2 | 272 | 62 | 481 | 6-5 | 8-92 | 22:11 | N/A | 4-10 |
| @ UTEP | W 35-13 | 11/9/74 | 17 | 39 | 132 | 10-18-1-2 | 173 | 57 | 305 | 3-1 | 5-55 | 24:21 | N/A | N/A |
| Wyoming* | 23,875 | | 20 | 46 | 106 | 17-31-1-0 | 200 | 77 | 306 | 1-1 | 3-11 | 35:39 | N/A | N/A |
| UTEP | L 24-56 | 11/16/74 | 18 | 50 | 72 | 11-22-2-1 | 133 | 72 | 205 | 3-1 | 5-54 | N/A | N/A | N/A |
| @ Colorado State* | 16,883 | | 27 | 38 | 219 | 17-34-1-2 | 304 | 72 | 523 | 4-1 | 11-140 | N/A | N/A | N/A |
| @ UTEP | L 21-37 | 11/23/74 | 11 | 39 | 127 | 7-20-3-1 | 135 | 59 | 262 | 4-2 | 10-85 | 23:34 | N/A | N/A |
| New Mexico* | 16,930 | | 19 | 71 | 287 | 5-13-1-1 | 78 | 84 | 365 | 3-0 | 7-45 | 36:26 | N/A | N/A |

* Western Athletic Conference (WAC) game

1975 (1-10, 0-6 WAC/8TH) - GIL BARTOSH, HEAD COACH

| TEAMS | SCORE | DATE | FIRST DOWNS | - RUSHING - ATT. | YARDS | -PASSING- COM-ATT-INT-TD | YARDS | -PASSING- PLAYS | TOTAL OFFENSE | FUM. | PEN. | TIME POSS. | AVG. POS. | THIRD DOWNS |
|----------------------|---------|----------|-------------|------------------|-------|--------------------------|-------|-----------------|---------------|------|--------|------------|-----------|-------------|
| UTEP | L 10-31 | 9/6/75 | 13 | 53 | 121 | 5-18-1-0 | 73 | 71 | 194 | 2-2 | 7-86 | N/A | N/A | N/A |
| @ San Diego State | 33,964 | | 22 | 31 | 92 | 21-36-3-1 | 320 | 67 | 412 | 2-2 | 13-109 | N/A | N/A | N/A |
| @ UTEP | L 24-31 | 9/13/75 | 21 | 67 | 227 | 10-20-0-2 | 113 | 87 | 340 | 7-4 | 5-57 | 38:27 | N/A | N/A |
| New Mexico State | 16,550 | | 11 | 44 | 109 | 7-14-1-0 | 93 | 58 | 202 | 4-3 | 13-94 | 21:33 | N/A | N/A |
| @ UTEP | W 6-3 | 9/20/75 | 12 | 51 | 160 | 3-19-1-0 | 58 | 70 | 218 | 6-4 | 1-13 | 27:03 | N/A | N/A |
| East Tennessee State | 13,500 | | 6 | 52 | 140 | 1-13-2-0 | 11 | 65 | 151 | 2-2 | 11-85 | 32:57 | N/A | N/A |
| UTEP | L 10-40 | 10/3/75 | 16 | 47 | 135 | 14-33-4-0 | 184 | 80 | 319 | 1-0 | 0-0 | N/A | N/A | N/A |
| @ Pacific | 15,540 | | 19 | 50 | 178 | 8-13-0-0 | 227 | 63 | 405 | 1-0 | 6-60 | N/A | N/A | N/A |
| @ UTEP | L 0-36 | 10/11/75 | 10 | 43 | 208 | 5-15-3-0 | 48 | 58 | 256 | 1-1 | 6-63 | 29:42 | N/A | N/A |
| #17 Arizona* | 15,700 | | 18 | 57 | 296 | 10-19-0-3 | 163 | 76 | 459 | 0-0 | 4-40 | 30:18 | N/A | N/A |
| UTEP | L 14-31 | 10/18/75 | 19 | 59 | 216 | 6-14-2-1 | 94 | 73 | 310 | 1-0 | 5-53 | N/A | N/A | N/A |
| @ Wyoming* | 15,151 | | 26 | 65 | 485 | 2-6-0-1 | 22 | 71 | 507 | 11-4 | 7-80 | N/A | N/A | N/A |
| UTEP | L 6-24 | 10/25/75 | 11 | 55 | 188 | 1-12-2-0 | 11 | 67 | 199 | 0-0 | 6-50 | 31:44 | N/A | N/A |
| @ #11 Arizona State* | 46,257 | | 18 | 55 | 292 | 8-13-1-0 | 151 | 68 | 443 | 7-5 | 8-80 | 28:16 | N/A | N/A |
| UTEP | L 3-23 | 11/1/75 | 17 | 61 | 307 | 3-15-1-0 | 45 | 76 | 352 | 1-1 | 11-83 | N/A | N/A | N/A |
| @ New Mexico* | 13,126 | | 18 | 42 | 154 | 13-29-1-1 | 222 | 71 | 376 | 2-2 | 7-85 | N/A | N/A | N/A |
| @ UTEP | L 17-21 | 11/8/75 | 13 | 49 | 198 | 3-11-1-0 | 51 | 60 | 249 | 2-2 | 8-84 | 27:33 | N/A | N/A |
| Colorado State* | 11,150 | | 22 | 56 | 286 | 6-19-2-1 | 62 | 75 | 348 | 2-2 | 8-88 | 32:27 | N/A | N/A |
| UTEP | L 9-21 | 11/15/75 | 15 | 56 | 129 | 5-9-1-1 | 95 | 65 | 224 | 3-3 | 7-70 | 34:16 | N/A | 3-15 |
| @ Hawaii | 18,664 | | 13 | 43 | 170 | 11-14-0-1 | 147 | 57 | 317 | 8-4 | 11-109 | 25:44 | N/A | 4-12 |
| @ UTEP | L 10-20 | 11/22/75 | 12 | 32 | 147 | 6-18-0-0 | 118 | 50 | 265 | 6-5 | 7-94 | 30:39 | N/A | N/A |
| BYU* | 7,350 | | 16 | 49 | 133 | 13-24-0-0 | 157 | 73 | 290 | 5-5 | 7-72 | 29:21 | N/A | N/A |

* Western Athletic Conference (WAC) game

1976 (1-10, 0-7 WAC/8TH) - GIL BARTOSH, HEAD COACH

| TEAMS | SCORE | DATE | FIRST DOWNS | - RUSHING - ATT. | YARDS | -PASSING- COM-ATT-INT-TD | YARDS | -PASSING- PLAYS | TOTAL OFFENSE | FUM. | PEN. | TIME POSS. | AVG. POS. | THIRD DOWNS |
|--------------------|---------|----------|-------------|------------------|-------|--------------------------|-------|-----------------|---------------|------|--------|------------|-----------|-------------|
| @ UTEP | W 38-15 | 9/4/76 | 27 | 70 | 384 | 6-10-0-0 | 82 | 80 | 466 | 2-2 | 11-125 | N/A | N/A | N/A |
| Texas-Arlington | 16,650 | | 13 | 41 | 191 | 7-11-0-1 | 117 | 52 | 308 | 5-3 | 6-57 | N/A | N/A | N/A |
| UTEP | L 10-13 | 9/11/76 | 17 | 64 | 186 | 4-12-0-0 | 61 | 86 | 247 | 2-0 | 7-55 | 38:50 | N/A | N/A |
| @ New Mexico State | 13,155 | | 8 | 34 | 131 | 5-10-1-0 | 34 | 44 | 165 | 3-1 | 8-116 | 21:10 | N/A | N/A |
| @ UTEP | L 7-25 | 9/18/76 | 9 | 43 | 114 | 6-19-2-0 | 64 | 62 | 178 | 4-2 | 5-47 | 27:54 | N/A | N/A |
| New Mexico* | 18,750 | | 22 | 67 | 403 | 7-15-0-0 | 124 | 82 | 527 | 2-1 | 11-97 | 32:06 | N/A | N/A |
| UTEP | L 14-38 | 10/2/76 | 9 | 47 | 148 | 7-16-1-0 | 102 | 63 | 250 | 7-7 | 8-81 | N/A | N/A | N/A |
| @ Utah* | 20,111 | | 24 | 57 | 206 | 10-25-1-2 | 146 | 82 | 352 | 3-2 | 5-54 | N/A | N/A | N/A |
| UTEP | L 12-63 | 10/9/76 | 18 | 57 | 197 | 7-16-1-1 | 95 | 73 | 292 | 7-5 | 1-19 | 28:50 | N/A | N/A |
| @ Arizona* | 42,177 | | 25 | 65 | 357 | 8-12-1-2 | 162 | 77 | 519 | 1-0 | 2-28 | 31:10 | N/A | N/A |
| @ UTEP | L 6-23 | 10/16/76 | 12 | 54 | 177 | 4-16-0-0 | 40 | 70 | 217 | 3-1 | 5-65 | 34:35 | N/A | N/A |
| Arizona State* | 15,500 | | 13 | 40 | 165 | 7-25-1-0 | 80 | 65 | 245 | 2-0 | 9-73 | 25:25 | N/A | N/A |
| UTEP | L 7-28 | 10/23/76 | 10 | 59 | 137 | 3-12-3-0 | 62 | 71 | 199 | 4-2 | 5-65 | N/A | N/A | N/A |
| @ Colorado State* | 18,652 | | 13 | 58 | 276 | 3-6-0-0 | 19 | 64 | 295 | 6-4 | 7-65 | N/A | N/A | N/A |
| @ UTEP | L 16-27 | 10/30/76 | 19 | 53 | 257 | 5-12-3-0 | 55 | 65 | 312 | 4-3 | 6-81 | 25:39 | N/A | N/A |
| San Diego State | 9,500 | | 11 | 41 | 88 | 9-14-0-0 | 128 | 55 | 216 | 4-4 | 5-50 | 24:21 | N/A | N/A |
| UTEP | L 27-40 | 11/6/76 | 17 | 60 | 287 | 5-9-1-2 | 133 | 69 | 420 | 1-1 | 9-88 | 31:22 | N/A | 5-16 |
| @ BYU* | 24,644 | | 21 | 37 | 140 | 16-30-1-4 | 334 | 67 | 474 | 0-0 | 10-113 | 28:38 | N/A | 3-12 |
| @ UTEP | L 10-14 | 11/13/76 | 20 | 57 | 133 | 9-23-1-0 | 160 | 80 | 293 | 1-1 | 7-65 | 24:36 | N/A | N/A |
| Wyoming* | 4,200 | | 11 | 51 | 234 | 2-7-0-0 | 29 | 58 | 263 | 4-2 | 8-70 | 25:24 | N/A | N/A |
| UTEP | L 12-28 | 11/20/76 | 17 | 49 | 306 | 6-16-2-0 | 89 | 65 | 395 | 4-3 | 8-82 | 27:59 | N/A | 3-9 |
| @ Hawaii | 14,169 | | 24 | 59 | 311 | 10-17-0-1 | 108 | 76 | 419 | 5-2 | 2-29 | 32:01 | N/A | 5-12 |

* Western Athletic Conference (WAC) game

YEARLY RESULTS

1977 (1-10, 0-7 WAC/8TH) – BILL MICHAEL, HEAD COACH

| TEAMS | SCORE | DATE | FIRST DOWNS | - RUSHING - ATT. | YARDS | -PASSING- COM-ATT-INT-TD | YARDS | -PASSING- PLAYS | TOTAL OFFENSE | FUM. | PEN. | TIME POSS. | AVG. POS. | THIRD DOWNS |
|-------------------|---------|----------|----------------|---------------------|-------|-----------------------------|-------|--------------------|------------------|------|--------|---------------|--------------|----------------|
| @ UTEP | L 10-41 | 9/10/77 | 18 | 48 | 132 | 13-24-3-1 | 185 | 72 | 317 | 4-2 | 2-10 | N/A | N/A | N/A |
| North Texas | | 18,750 | 20 | 50 | 332 | 9-18-1-1 | 172 | 68 | 504 | 4-2 | 8-63 | N/A | N/A | N/A |
| UTEP | L 17-27 | 9/17/77 | 17 | 49 | 144 | 12-26-2-0 | 151 | 75 | 295 | 3-2 | 6-76 | N/A | N/A | N/A |
| @ Wyoming* | | 20,933 | 14 | 57 | 257 | 6-15-2-2 | 76 | 72 | 333 | 4-2 | 8-84 | N/A | N/A | N/A |
| UTEP | L 0-54 | 9/24/77 | 12 | 45 | 66 | 6-29-4-0 | 114 | 74 | 180 | 9-3 | 8-102 | N/A | N/A | N/A |
| @ Oklahoma State | | 39,000 | 24 | 74 | 477 | 3-10-0-0 | 73 | 84 | 550 | 9-6 | 12-116 | N/A | N/A | N/A |
| @ UTEP | W 23-21 | 10/1/77 | 23 | 64 | 239 | 8-22-3-2 | 128 | 86 | 367 | 2-2 | 10-118 | 33:28 | N/A | N/A |
| New Mexico State | | 22,375 | 18 | 42 | 111 | 18-43-3-2 | 277 | 85 | 388 | 4-4 | 9-129 | 26:22 | N/A | N/A |
| @ UTEP | L 31-40 | 10/8/77 | 13 | 33 | 32 | 13-31-2-3 | 360 | 64 | 392 | 2-2 | 6-89 | 24:26 | N/A | N/A |
| Colorado State* | | 16,950 | 21 | 70 | 268 | 8-18-0-2 | 130 | 88 | 398 | 3-2 | 6-40 | 35:34 | N/A | N/A |
| UTEP | L 7-49 | 10/15/77 | 18 | 34 | 68 | 19-40-3-1 | 199 | 74 | 267 | 1-0 | 2-17 | N/A | N/A | N/A |
| @ San Diego State | | 34,760 | 24 | 43 | 193 | 19-30-0-4 | 346 | 73 | 539 | 1-0 | 9103 | N/A | N/A | N/A |
| UTEP | L 3-66 | 10/22/77 | 6 | 41 | 122 | 2-15-2-0 | 17 | 56 | 139 | 1-1 | 5-35 | 21:51 | N/A | 2-15 |
| @ Arizona State* | | 55,446 | 31 | 78 | 413 | 12-16-0-3 | 166 | 94 | 579 | 8-3 | 5-59 | 38:09 | N/A | 10-16 |
| UTEP | L 17-33 | 11/5/77 | 20 | 42 | 172 | 7-23-1-1 | 116 | 65 | 288 | 1-1 | 6-45 | 22:39 | N/A | 5-15 |
| @ New Mexico* | | 17,081 | 25 | 70 | 319 | 9-23-0-2 | 155 | 93 | 474 | 3-0 | 9-160 | 37:21 | N/A | 7-18 |
| UTEP | L 17-29 | 11/12/77 | 13 | 37 | 97 | 9-23-1-1 | 125 | 60 | 222 | 4-2 | 9-86 | N/A | N/A | N/A |
| @ Utah* | | 18,122 | 24 | 60 | 213 | 17-24-1-0 | 216 | 84 | 429 | 4-3 | 6-95 | N/A | N/A | N/A |
| @ UTEP | L 24-41 | 11/19/77 | 15 | 41 | 120 | 18-32-2-3 | 276 | 73 | 396 | 3-1 | 2-10 | 23:34 | N/A | N/A |
| Arizona* | | 7,100 | 23 | 69 | 417 | 6-13-0-2 | 141 | 82 | 558 | 5-2 | 4-39 | 36:26 | N/A | N/A |
| @ UTEP | L 19-68 | 11/26/77 | 30 | 69 | 224 | 12-36-5-2 | 209 | 105 | 433 | 8-4 | 11-94 | 38:18 | N/A | N/A |
| #18 BYU* | | 7,800 | 24 | 33 | 158 | 18-38-2-3 | 261 | 71 | 419 | 2-1 | 8-109 | 21:42 | N/A | N/A |

* Western Athletic Conference (WAC) game

1978 (1-11, 1-5 WAC/7TH) – BILL MICHAEL, HEAD COACH

| TEAMS | SCORE | DATE | FIRST DOWNS | - RUSHING - ATT. | YARDS | -PASSING- COM-ATT-INT-TD | YARDS | -PASSING- PLAYS | TOTAL OFFENSE | FUM. | PEN. | TIME POSS. | AVG. POS. | THIRD DOWNS |
|--------------------|---------|----------|----------------|---------------------|-------|-----------------------------|-------|--------------------|------------------|------|--------|---------------|--------------|----------------|
| UTEP | L 0-49 | 9/2/78 | 11 | 36 | 75 | 8-28-2-0 | 48 | 64 | 123 | 3-2 | 5-33 | N/A | N/A | N/A |
| @ North Texas | | 17,200 | 29 | 58 | 380 | 14-27-0-1 | 194 | 85 | 574 | 3-2 | 8-88 | N/A | N/A | N/A |
| @ UTEP | L 25-34 | 9/9/78 | 18 | 31 | 132 | 10-22-3-2 | 196 | 53 | 328 | 4-4 | 6-58 | 21:23 | N/A | N/A |
| Air Force | | 24,700 | 21 | 72 | 238 | 10-17-0-2 | 89 | 89 | 327 | 0-0 | 10-80 | 38:37 | N/A | N/A |
| UTEP | L 32-35 | 9/16/78 | 15 | 28 | 99 | 22-40-2-2 | 241 | 68 | 340 | 1-1 | 7-75 | 27:20 | N/A | N/A |
| @ New Mexico State | | 30,193 | 21 | 64 | 305 | 11-18-3-1 | 158 | 82 | 463 | 4-2 | 4-31 | 32:40 | N/A | N/A |
| @ UTEP | W 31-24 | 9/23/78 | 21 | 45 | 205 | 16-30-2-0 | 135 | 75 | 340 | 5-3 | 9-61 | 27:16 | N/A | N/A |
| San Diego State* | | 14,100 | 19 | 55 | 186 | 8-21-2-0 | 103 | 76 | 289 | 2-2 | 10-78 | 32:44 | N/A | N/A |
| UTEP | L 0-27 | 9/30/78 | 12 | 42 | 48 | 9-25-2-0 | 72 | 67 | 120 | 7-3 | 6-70 | 28:21 | N/A | N/A |
| @ Arizona State | | 69,497 | 20 | 55 | 249 | 8-20-3-1 | 97 | 75 | 346 | 1-0 | 6-104 | 31:39 | N/A | N/A |
| UTEP | L 29-39 | 10/7/78 | 21 | 43 | 156 | 16-30-3-1 | 269 | 73 | 425 | 2-1 | 12-81 | N/A | N/A | 5-14 |
| @ Colorado State* | | 24,173 | 26 | 72 | 475 | 5-10-1-2 | 108 | 82 | 583 | 5-4 | 9-96 | N/A | N/A | 10-18 |
| UTEP | L 0-44 | 10/21/78 | 11 | 37 | 87 | 8-29-1-0 | 76 | 66 | 163 | 3-3 | 12-143 | 23:16 | N/A | 3-17 |
| @ BYU* | | 23,335 | 24 | 61 | 202 | 12-22-2-1 | 181 | 83 | 383 | 6-2 | 10-106 | 36:14 | N/A | 4-12 |
| @ UTEP | L 0-21 | 10/28/78 | 10 | 34 | 85 | 9-21-1-0 | 141 | 55 | 226 | 3-3 | 5-56 | 22:45 | N/A | N/A |
| New Mexico* | | 18,650 | 21 | 65 | 281 | 10-18-1-1 | 156 | 83 | 437 | 0-0 | 5-46 | 27:15 | N/A | N/A |
| UTEP | L 13-35 | 11/4/78 | 17 | 49 | 111 | 12-21-1-1 | 149 | 70 | 260 | 0-0 | 4-58 | 32:50 | N/A | 4-15 |
| @ Hawaii | | 27,240 | 22 | 46 | 373 | 11-14-0-2 | 157 | 60 | 530 | 4-1 | 9-85 | 27:10 | N/A | 6-10 |
| @ UTEP | L 0-38 | 11/11/78 | 8 | 38 | 140 | 3-15-3-0 | 25 | 53 | 165 | 2-0 | 6-58 | 22:11 | N/A | N/A |
| Utah* | | 12,300 | 26 | 66 | 262 | 15-25-0-2 | 248 | 91 | 500 | 2-1 | 6-50 | 37:49 | N/A | N/A |
| UTEP | L 0-27 | 11/18/78 | 10 | 44 | 76 | 5-16-3-0 | 112 | 60 | 188 | 1-1 | 5-38 | N/A | N/A | N/A |
| @ UNLV | | 15,610 | 21 | 52 | 331 | 10-22-1-2 | 198 | 74 | 529 | 2-1 | 8-86 | N/A | N/A | N/A |
| @ UTEP | L 21-51 | 11/25/78 | 20 | 53 | 226 | 8-20-1-1 | 90 | 73 | 316 | 2-1 | 5-35 | 33:44 | N/A | N/A |
| Wyoming* | | 17,400 | 27 | 54 | 377 | 8-19-0-2 | 188 | 73 | 565 | 2-0 | 4-49 | 26:16 | N/A | N/A |

* Western Athletic Conference (WAC) game

1979 (2-9, 0-7 WAC/8TH) – BILL MICHAEL, HEAD COACH

| TEAMS | SCORE | DATE | FIRST DOWNS | - RUSHING - ATT. | YARDS | -PASSING- COM-ATT-INT-TD | YARDS | -PASSING- PLAYS | TOTAL OFFENSE | FUM. | PEN. | TIME POSS. | AVG. POS. | THIRD DOWNS |
|--------------------|---------|----------|----------------|---------------------|-------|-----------------------------|-------|--------------------|------------------|------|--------|---------------|--------------|----------------|
| UTEP | L 0-35 | 9/1/79 | 11 | 37 | 65 | 8-15-0-0 | 83 | 52 | 148 | 2-2 | 4-53 | N/A | N/A | N/A |
| @ North Texas | | 17,500 | 29 | 68 | 375 | 16-22-0-2 | 160 | 90 | 547 | 5-2 | 8-84 | N/A | N/A | N/A |
| @ UTEP | W 31-7 | 9/8/79 | 13 | 46 | 144 | 8-14-1-2 | 109 | 60 | 253 | 3-3 | 4-30 | 25:40 | N/A | N/A |
| Pacific | | 23,400 | 15 | 37 | 93 | 23-42-2-1 | 188 | 79 | 281 | 5-4 | 7-65 | 34:20 | N/A | N/A |
| @ UTEP | L 13-14 | 9/15/79 | 16 | 62 | 173 | 6-18-2-0 | 51 | 80 | 224 | 3-1 | 6-50 | 35:00 | N/A | N/A |
| New Mexico State | | 30,132 | 13 | 46 | 91 | 11-21-0-1 | 199 | 67 | 290 | 6-5 | 15-129 | 25:00 | N/A | N/A |
| @ UTEP | W 17-15 | 9/22/79 | 11 | 51 | 181 | 4-13-1-0 | 60 | 64 | 241 | 6-1 | 11-118 | 28:46 | N/A | N/A |
| UNLV | | 27,400 | 22 | 54 | 160 | 11-26-2-0 | 144 | 80 | 304 | 1-1 | 8-70 | 31:14 | N/A | N/A |
| UTEP | L 7-31 | 9/29/79 | 12 | 56 | 159 | 6-17-1-1 | 74 | 73 | 233 | 4-2 | 7-61 | 30:04 | N/A | 5-18 |
| @ BYU* | | 34,724 | 26 | 43 | 148 | 26-44-2-2 | 326 | 87 | 474 | 2-2 | 12-99 | 29:56 | N/A | 7-15 |
| UTEP | L 3-28 | 10/6/79 | 16 | 44 | 130 | 8-24-3-0 | 102 | 68 | 232 | 4-3 | 4-22 | 23:58 | N/A | N/A |
| @ Wyoming* | | 17,508 | 14 | 55 | 174 | 7-16-0-2 | 191 | 71 | 365 | 4-2 | 5-58 | 36:32 | N/A | N/A |
| @ UTEP | L 3-17 | 10/13/79 | 9 | 42 | 66 | 7-22-2-0 | 130 | 64 | 196 | 2-1 | 3-28 | 27:26 | N/A | N/A |
| Colorado State* | | 27,100 | 10 | 57 | 199 | 1-5-0-0 | 8 | 62 | 207 | 3-2 | 6-62 | 32:34 | N/A | N/A |
| UTEP | L 0-20 | 10/20/79 | 10 | 32 | 8 | 9-24-1-0 | 169 | 56 | 177 | 2-2 | 7-65 | N/A | N/A | N/A |
| @ New Mexico* | | 19,612 | 21 | 63 | 297 | 11-20-0-0 | 98 | 83 | 387 | 2-1 | 13-156 | N/A | N/A | N/A |
| @ UTEP | L 12-27 | 10/27/79 | 12 | 54 | 59 | 10-16-1-0 | 106 | 70 | 165 | 2-2 | 5-55 | 30:40 | N/A | N/A |
| Hawaii* | | 26,300 | 16 | 56 | 276 | 3-16-0-0 | 45 | 72 | 321 | 4-4 | 5-72 | 29:20 | N/A | N/A |
| UTEP | L 0-35 | 11/10/79 | 13 | 44 | 159 | 6-20-4-0 | 62 | 64 | 221 | 2-0 | 3-25 | 24:32 | N/A | 4-9 |
| @ Utah* | | 25,016 | 20 | 57 | 366 | 7-12-1-1 | 97 | 69 | 463 | 2-0 | 10-124 | 35:28 | N/A | 4-10 |
| UTEP | L 20-42 | 11/17/79 | 12 | 26 | 69 | 14-28-0-1 | 142 | 54 | 211 | 8-4 | 10-58 | 17:55 | N/A | N/A |
| @ San Diego State* | | 37,110 | 28 | 71 | 304 | 14-31-2-2 | 188 | 102 | 492 | 2-0 | 12-99 | 42:05 | N/A | N/A |

* Western Athletic Conference (WAC) game



YEARLY RESULTS

1980 (1-11, 1-6 WAC/T8TH) - BILL MICHAEL, HEAD COACH

| TEAMS | SCORE | DATE | DOWNS | FIRST ATT. | - RUSHING - YARDS | -PASSING- COM-ATT-INT-TD | YARDS | -PASSING- PLAYS | TOTAL OFFENSE | FUM. | PEN. | TIME POSS. | AVG. POS. | THIRD DOWNS |
|--------------------|---------|----------|-------|------------|-------------------|--------------------------|-------|-----------------|---------------|------|--------|------------|-----------|-------------|
| UTEP | L 7-35 | 9/6/80 | 13 | 38 | 103 | 13-22-1-1 | 73 | 60 | 176 | 3-3 | 3-30 | 27:00 | N/A | 7-15 |
| @ Texas Tech | | 37,122 | 24 | 58 | 326 | 11-16-0-3 | 193 | 74 | 519 | 2-1 | 12-105 | 33:00 | N/A | 7-16 |
| UTEP | L 3-6 | 9/13/80 | 18 | 70 | 286 | 10-23-1-0 | 70 | 103 | 356 | 2-1 | 14-123 | N/A | N/A | N/A |
| @ New Mexico State | | 24,882 | 7 | 33 | 95 | 3-13-3-0 | 60 | 46 | 155 | 2-1 | 5-54 | N/A | N/A | N/A |
| @ UTEP | L 15-35 | 9/20/80 | 16 | 51 | 141 | 13-26-1-2 | 110 | 77 | 251 | 3-1 | 9-104 | N/A | N/A | N/A |
| North Texas | | 20,350 | 24 | 56 | 264 | 8-20-1-2 | 84 | 76 | 348 | 2-2 | 4-44 | N/A | N/A | N/A |
| UTEP | L 14-28 | 9/27/80 | 15 | 49 | 115 | 13-29-4-0 | 153 | 78 | 268 | 2-0 | 8-86 | 28:47 | N/A | 9-18 |
| @ Pacific | | 14,203 | 19 | 45 | 144 | 16-27-1-2 | 199 | 72 | 343 | 4-1 | 7-75 | 31:13 | N/A | 7-17 |
| UTEP | W 34-14 | 10/4/80 | 20 | 62 | 245 | 5-8-0-1 | 27 | 70 | 272 | 4-1 | 9-89 | 32:19 | N/A | 2-11 |
| @ Hawaii* | | 40,421 | 17 | 42 | 137 | 15-26-2-0 | 150 | 68 | 287 | 4-3 | 12-114 | 27:41 | N/A | 5-15 |
| @ UTEP | L 7-31 | 10/11/80 | 7 | 33 | 110 | 5-14-0-0 | 51 | 47 | 161 | 1-1 | 5-42 | N/A | N/A | N/A |
| Utah* | | 19,700 | 23 | 53 | 254 | 19-30-0-1 | 264 | 83 | 518 | 1-0 | 13-104 | N/A | N/A | N/A |
| UTEP | L 14-53 | 10/18/80 | 15 | 35 | 54 | 8-34-1-0 | 169 | 69 | 223 | 1-0 | 5-46 | 23:14 | N/A | N/A |
| @ UNLV | | 20,552 | 35 | 51 | 249 | 28-38-2-6 | 383 | 89 | 632 | 7-2 | 14-131 | 36:46 | N/A | N/A |
| @ UTEP | L 21-22 | 10/25/80 | 8 | 54 | 149 | 4-10-1-0 | 33 | 64 | 182 | 3-3 | 4-36 | N/A | N/A | N/A |
| New Mexico* | | 17,008 | 21 | 42 | 145 | 17-39-3-1 | 334 | 81 | 479 | 2-2 | 8-78 | N/A | N/A | N/A |
| UTEP | L 7-83 | 11/1/80 | 12 | 46 | 136 | 10-30-2-0 | 43 | 76 | 179 | 3-3 | 4-31 | 29:56 | N/A | 4-9 |
| @ #17 BYU* | | 36,251 | 36 | 33 | 194 | 37-47-2-7 | 542 | 80 | 736 | 1-1 | 9-55 | 30:04 | N/A | 6-8 |
| UTEP | L 7-37 | 11/8/80 | 12 | 43 | 168 | 9-19-3-0 | 68 | 62 | 236 | 6-5 | 6-66 | 26:08 | N/A | N/A |
| @ Colorado State* | | 17,629 | 29 | 55 | 258 | 14-35-2-2 | 190 | 90 | 448 | 2-1 | 9-82 | 33:52 | N/A | N/A |
| @ UTEP | L 7-28 | 11/15/80 | 11 | 46 | 148 | 4-10-1-0 | 47 | 56 | 195 | 3-2 | 3-30 | N/A | N/A | N/A |
| San Diego State* | | 1,407 | 20 | 67 | 306 | 4-8-1-0 | 57 | 75 | 363 | 3-2 | 4-39 | N/A | N/A | N/A |
| @ UTEP | L 7-52 | 11/22/80 | 13 | 39 | (-9) | 13-30-1-1 | 196 | 69 | 187 | 2-2 | 11-136 | N/A | N/A | N/A |
| Wyoming* | | 4,327 | 21 | 64 | 271 | 8-11-0-2 | 134 | 75 | 405 | 2-1 | 11-112 | N/A | N/A | N/A |

* Western Athletic Conference (WAC) game

1981 (1-10, 1-6 WAC/8TH) - BILL MICHAEL/BILL ALTON^, HEAD COACH

| TEAMS | SCORE | DATE | FIRST DOWNS | - RUSHING - ATT. | - RUSHING - YARDS | -PASSING- COM-ATT-INT-TD | YARDS | -PASSING- PLAYS | TOTAL OFFENSE | FUM. | PEN. | TIME POSS. | AVG. POS. | THIRD DOWNS |
|--------------------|---------|----------|-------------|------------------|-------------------|--------------------------|-------|-----------------|---------------|------|--------|------------|-----------|-------------|
| @ UTEP | L 7-14 | 9/5/81 | 10 | 30 | 79 | 9-19-1-0 | 103 | 49 | 182 | 3-2 | 7-38 | 26:02 | N/A | 3-12 |
| New Mexico State | | 25,600 | 13 | 51 | 120 | 16-27-3-2 | 231 | 78 | 351 | 3-0 | 7-43 | 33:58 | N/A | 10-21 |
| @ UTEP | L 15-37 | 9/12/81 | 16 | 46 | 129 | 17-34-2-1 | 163 | 80 | 292 | 2-1 | 8-90 | 31:26 | N/A | 10-19 |
| Texas A&I | | 17,600 | 15 | 45 | 152 | 10-20-0-3 | 184 | 65 | 336 | 2-1 | 7-65 | 28:34 | N/A | 3-14 |
| @ UTEP | L 8-65 | 9/19/81 | 12 | 40 | 63 | 12-34-0-0 | 81 | 74 | 144 | 5-3 | 22-217 | 26:22 | N/A | 3-17 |
| #13 BYU* | | 19,400 | 33 | 42 | 203 | 25-42-0-5 | 295 | 84 | 498 | 4-3 | 11-81 | 33:38 | N/A | 3-13 |
| UTEP | L 10-38 | 10/2/81 | 18 | 45 | 212 | 11-33-1-0 | 130 | 78 | 342 | 2-1 | 7-72 | 31:32 | N/A | N/A |
| @ Utah* | | 26,851 | 23 | 41 | 252 | 14-20-0-1 | 242 | 61 | 494 | 2-2 | 10-110 | 28:28 | N/A | N/A |
| UTEP | L 3-26 | 10/10/81 | 6 | 36 | 4 | 7-23-2-0 | 94 | 59 | 98 | 3-1 | 4-54 | 24:06 | N/A | 3-16 |
| @ New Mexico* | | 18,367 | 17 | 41 | 177 | 18-39-2-3 | 226 | 80 | 403 | 1-0 | 12-93 | 35:54 | N/A | 5-18 |
| UTEP | L 12-63 | 10/16/81 | 14 | 46 | 121 | 8-24-4-0 | 146 | 70 | 267 | 5-1 | 6-36 | 32:45 | N/A | 4-15 |
| @ Wyoming* | | 7,982 | 21 | 59 | 304 | 8-19-2-3 | 165 | 78 | 469 | 7-1 | 3-35 | 27:15 | N/A | 8-17 |
| @ UTEP | W 35-29 | 10/24/81 | 20 | 62 | 268 | 13-22-1-2 | 158 | 84 | 426 | 3-1 | 10-110 | 37:14 | N/A | 7-18 |
| Colorado State* | | 11,200 | 16 | 30 | 69 | 20-41-0-4 | 322 | 71 | 391 | 3-2 | 10-80 | 22:46 | N/A | 6-17 |
| UTEP | L 15-48 | 10/31/81 | 19 | 44 | 103 | 17-34-3-1 | 188 | 78 | 291 | 1-0 | 9-96 | 29:28 | N/A | 8-21 |
| @ Arizona | | 35,642 | 31 | 49 | 311 | 13-23-1-2 | 215 | 72 | 526 | 2-1 | 12-115 | 30:32 | N/A | 4-10 |
| @ UTEP | L 7-35 | 11/7/81 | 17 | 31 | 104 | 20-43-0-0 | 216 | 83 | 566 | 1-0 | 8-71 | N/A | N/A | N/A |
| Hawaii* | | 9,600 | 21 | 58 | 350 | 12-25-0-1 | 254 | 74 | 358 | 1-1 | 4-35 | N/A | N/A | N/A |
| UTEP | L 14-59 | 11/21/81 | 16 | 47 | 96 | 14-32-4-1 | 192 | 79 | 288 | 3-3 | 3-35 | 34:16 | N/A | 6-18 |
| @ San Diego State* | | 20,824 | 28 | 25 | 72 | 32-47-2-5 | 469 | 72 | 541 | 2-1 | 8-89 | 25:44 | N/A | 3-10 |
| @ UTEP | L 20-27 | 11/28/81 | 16 | 47 | 234 | 6-18-2-1 | 121 | 65 | 355 | 4-2 | 3-25 | 29:15 | N/A | 6-13 |
| UNLV | | 2,312 | 20 | 41 | 95 | 24-34-1-1 | 479 | 75 | 574 | 4-2 | 11-100 | 30:45 | N/A | 7-15 |

^ Michael was head coach for the season's first two games (0-2); Alton was head coach for the season's last nine games (1-8) | * Western Athletic Conference (WAC) game



T YEARLY RESULTS

1982 (2-10, 1-6 WAC/9TH) – BILL YUNG, HEAD COACH

| TEAMS | SCORE | DATE | FIRST DOWNS | - RUSHING - ATT. | YARDS | -PASSING- COM-ATT-INT-TD | YARDS | -PASSING- PLAYS | TOTAL OFFENSE | FUM. | PEN. | TIME POSS. | AVG. POS. | THIRD DOWNS |
|---------------------|---------|----------|----------------|---------------------|-------|-----------------------------|-------|--------------------|------------------|------|---------|---------------|--------------|----------------|
| UTEP | W 20-17 | 9/4/82 | 15 | 53 | 270 | 4-13-0-0 | 41 | 66 | 311 | 3-3 | 12-98 | N/A | N/A | N/A |
| @ New Mexico State | | 27,306 | 16 | 38 | 197 | 14-33-1-2 | 107 | 71 | 304 | 3-0 | 6-35 | N/A | N/A | N/A |
| UTEP | L 0-55 | 9/11/82 | 11 | 51 | 111 | 2-13-3-0 | 15 | 64 | 126 | 5-3 | 4-25 | 26:24 | N/A | 2-12 |
| @ #2 Washington | | 51,000 | 26 | 57 | 264 | 20-32-0-2 | 270 | 89 | 534 | 4-2 | 7-65 | 33:36 | N/A | 10-23 |
| @ UTEP | L 10-31 | 9/18/82 | 13 | 51 | 205 | 8-21-4-1 | 139 | 75 | 344 | 1-1 | 8-60 | 31:55 | N/A | N/A |
| #6 SMU | | 33,509 | 16 | 50 | 310 | 7-15-0-1 | 84 | 65 | 394 | 3-1 | 8-60 | 28:05 | N/A | N/A |
| UTEP | L 10-17 | 9/25/82 | 11 | 46 | 193 | 7-15-0-1 | 75 | 61 | 254 | 1-1 | 5-31 | 29:45 | N/A | 2-12 |
| @ Hawaii* | | 42,924 | 19 | 51 | 173 | 18-27-0-1 | 259 | 78 | 432 | 6-3 | 8-62 | 30:15 | N/A | 10-19 |
| @ UTEP | L 3-51 | 10/2/82 | 13 | 55 | 199 | 5-14-2-0 | 45 | 69 | 246 | 6-3 | 11-68 | 27:51 | N/A | N/A |
| BYU* | | 34,108 | 34 | 43 | 226 | 31-41-2-2 | 451 | 84 | 677 | 1-1 | 11-14,3 | 32:09 | N/A | N/A |
| UTEP | L 21-28 | 10/9/82 | 22 | 65 | 227 | 11-23-0-0 | 110 | 88 | 337 | 5-2 | 6-27 | 36:24 | N/A | 4-17 |
| @ UNLV | | 17,289 | 17 | 23 | 77 | 17-34-2-2 | 251 | 57 | 328 | 2-2 | 7-41 | 23:36 | N/A | 3-13 |
| UTEP | L 6-37 | 10/16/82 | 13 | 39 | 117 | 9-21-0-0 | 83 | 60 | 200 | 1-1 | 8-63 | 24:43 | N/A | 6-17 |
| @ #10 Arizona State | | 25,203 | 26 | 59 | 303 | 14-18-0-2 | 194 | 77 | 497 | 1-0 | 7-59 | 35:17 | N/A | 9-17 |
| @ UTEP | L 7-35 | 10/23/82 | 18 | 50 | 270 | 10-24-3-0 | 108 | 74 | 378 | 4-3 | 8-55 | 30:07 | N/A | N/A |
| Air Force* | | 28,678 | 20 | 60 | 279 | 6-14-0-2 | 160 | 74 | 439 | 2-1 | 1-10 | 29:53 | N/A | N/A |
| UTEP | L 13-38 | 10/30/82 | 19 | 39 | 46 | 15-44-1-0 | 223 | 83 | 269 | 2-0 | 10-85 | 30:57 | N/A | N/A |
| @ Colorado State* | | 24,074 | 26 | 41 | 146 | 24-42-1-3 | 374 | 83 | 520 | 4-3 | 9-72 | 29:03 | N/A | N/A |
| @ UTEP | L 18-31 | 11/6/82 | 17 | 46 | 112 | 12-31-1-0 | 185 | 77 | 297 | 1-0 | 6-84 | 26:37 | N/A | 9-21 |
| New Mexico* | | 15,101 | 21 | 54 | 230 | 16-24-2-3 | 285 | 78 | 515 | 1-0 | 8-85 | 33:23 | N/A | 9-17 |
| @ UTEP | L 30-45 | 11/13/82 | 13 | 37 | 287 | 9-15-0-0 | 75 | 52 | 362 | 0-0 | 2-25 | 21:20 | N/A | N/A |
| Utah* | | 9,210 | 25 | 71 | 375 | 10-18-0-3 | 219 | 89 | 594 | 0-0 | 6-77 | 38:40 | N/A | N/A |
| @ UTEP | W 39-32 | 11/20/82 | 24 | 67 | 404 | 12-23-0-1 | 172 | 90 | 576 | 2-2 | 5-36 | 32:32 | N/A | 8-17 |
| Wyoming* | | 9,158 | 19 | 61 | 348 | 6-25-2-1 | 83 | 86 | 431 | 1-1 | 4-35 | 27:28 | N/A | 7-20 |

* Western Athletic Conference (WAC) game

1983 (2-10, 0-8 WAC/9TH) – BILL YUNG, HEAD COACH

| TEAMS | SCORE | DATE | FIRST DOWNS | - RUSHING - ATT. | YARDS | -PASSING- COM-ATT-INT-TD | YARDS | -PASSING- PLAYS | TOTAL OFFENSE | FUM. | PEN. | TIME POSS. | AVG. POS. | THIRD DOWNS |
|------------------|---------|----------|----------------|---------------------|-------|-----------------------------|-------|--------------------|------------------|------|--------|---------------|--------------|----------------|
| @ UTEP | W 20-9 | 9/3/83 | 14 | 53 | 283 | 4-12-0-0 | 38 | 65 | 321 | 2-1 | 12-110 | 30:43 | N/A | N/A |
| New Mexico State | | 35,211 | 18 | 34 | 80 | 18-38-2-1 | 185 | 72 | 265 | 4-2 | 7-56 | 29:17 | N/A | N/A |
| @ UTEP | L 10-12 | 9/10/83 | 12 | 61 | 153 | 4-15-1-0 | 76 | 76 | 229 | 1-0 | 3-30 | 34:35 | N/A | 10-22 |
| Idaho State | | 20,192 | 9 | 38 | 80 | 8-17-0-0 | 100 | 55 | 180 | 3-2 | 9-56 | 25:25 | N/A | 3-14 |
| @ UTEP | L 6-20 | 9/17/83 | 12 | 40 | 89 | 14-28-2-0 | 186 | 68 | 275 | 2-2 | 7-63 | 30:49 | N/A | 4-17 |
| Baylor | | 25,709 | 22 | 38 | 141 | 15-27-1-1 | 256 | 65 | 397 | 2-1 | 9-68 | 29:11 | N/A | 2-9 |
| @ UTEP | L 33-41 | 9/24/83 | 20 | 57 | 320 | 5-16-2-0 | 89 | 73 | 409 | 3-2 | 6-37 | 32:38 | N/A | 8-16 |
| San Diego State* | | 20,181 | 16 | 35 | 97 | 20-31-1-3 | 331 | 66 | 428 | 2-0 | 11-80 | 27:22 | N/A | 8-14 |
| UTEP | L 17-49 | 10/1/83 | 19 | 52 | 207 | 12-22-0-0 | 160 | 74 | 367 | 4-1 | 6-42 | 28:56 | N/A | N/A |
| @ Wyoming* | | 21,127 | 23 | 62 | 426 | 7-13-1-2 | 84 | 75 | 510 | 4-1 | 6-53 | 31:04 | N/A | N/A |
| UTEP | L 11-35 | 10/8/83 | 18 | 52 | 138 | 12-23-4-1 | 166 | 75 | 304 | 1-0 | 10-113 | 30:10 | N/A | 4-13 |
| @ Utah* | | 25,203 | 22 | 54 | 319 | 15-27-1-0 | 150 | 81 | 469 | 4-2 | 8-85 | 29:50 | N/A | 6-12 |
| UTEP | L 25-37 | 10/15/83 | 24 | 54 | 196 | 17-25-1-3 | 208 | 79 | 404 | 2-2 | 8-48 | N/A | N/A | 4-16 |
| @ Air Force* | | 27,474 | 21 | 53 | 361 | 4-10-0-1 | 118 | 63 | 479 | 3-2 | 4-50 | N/A | N/A | 5-9 |
| @ UTEP | L 15-31 | 10/22/83 | 9 | 28 | 161 | 12-25-4-0 | 68 | 53 | 129 | 1-1 | 6-52 | 22:00 | N/A | 5-14 |
| Colorado State* | | 15,401 | 24 | 59 | 214 | 14-19-1-2 | 145 | 78 | 359 | 2-1 | 6-40 | 38:00 | N/A | 8-16 |
| UTEP | L 24-25 | 10/29/83 | 19 | 54 | 173 | 14-22-1-0 | 177 | 76 | 350 | 6-5 | 6-27 | 33:49 | N/A | 6-15 |
| @ Hawaii* | | 40,785 | 22 | 41 | 121 | 19-32-1-1 | 234 | 73 | 355 | 7-4 | 4-28 | 26:11 | N/A | 5-14 |
| @ UTEP | L 9-31 | 11/5/83 | 13 | 23 | 65 | 21-39-2-1 | 232 | 62 | 297 | 3-1 | 7-45 | 26:18 | N/A | 5-15 |
| #12 BYU* | | 15,487 | 25 | 32 | 158 | 32-50-2-3 | 402 | 82 | 560 | 3-1 | 6-43 | 33:42 | N/A | N/A |
| UTEP | L 0-35 | 11/12/83 | 9 | 35 | (-18) | 12-27-0-0 | 88 | 62 | 70 | 3-0 | 7-85 | 28:03 | N/A | 0-16 |
| @ New Mexico* | | 16,412 | 29 | 62 | 349 | 10-16-2-1 | 95 | 78 | 444 | 2-2 | 9-70 | 31:57 | N/A | 8-15 |
| @ UTEP | W 40-34 | 11/19/83 | 13 | 69 | 358 | 0-3-0-0 | 0 | 72 | 358 | 2-0 | 11-103 | 35:33 | N/A | 6-18 |
| Weber State | | 11,500 | 15 | 25 | 66 | 21-34-0-3 | 370 | 59 | 436 | 5-4 | 7-45 | 24:27 | N/A | 3-13 |

* Western Athletic Conference (WAC) game



JOHN HARVEY (1985-88)

YEARLY RESULTS

1984 (2-9, 1-7 WAC/T8TH) - BILL YUNG, HEAD COACH

| TEAMS | SCORE | DATE | FIRST DOWNS | - RUSHING - ATT. | YARDS | -PASSING- COM-ATT-INT-TD | -PASSING- YARDS | -PASSING- PLAYS | TOTAL OFFENSE | FUM. | PEN. | TIME POSS. | AVG. POS. | THIRD DOWNS |
|--------------------|---------|----------|-------------|------------------|-------|--------------------------|-----------------|-----------------|---------------|------|--------|------------|-----------|-------------|
| UTEP | L 17-20 | 9/1/84 | 19 | 48 | 136 | 16-32-2-1 | 227 | 80 | 363 | 5-2 | 3-30 | 32:46 | N/A | N/A |
| @ Texas A&M | | 42,658 | 17 | 40 | 110 | 16-26-3-2 | 204 | 66 | 314 | 3-3 | 6-52 | 27:14 | N/A | N/A |
| @ UTEP | W 16-14 | 9/8/84 | 16 | 42 | 184 | 8-26-2-1 | 101 | 68 | 285 | 2-1 | 10-95 | 27:03 | N/A | 6-18 |
| Idaho State | | 35,711 | 25 | 36 | 97 | 24-52-3-1 | 346 | 88 | 443 | 3-1 | 5-62 | 32:57 | N/A | 7-19 |
| UTEP | L 2-51 | 9/15/84 | 12 | 33 | 76 | 10-30-2-0 | 118 | 63 | 194 | 3-3 | 4-45 | 23:22 | N/A | 2-13 |
| @ San Diego State* | | 17,461 | 24 | 53 | 296 | 13-28-1-0 | 172 | 81 | 468 | 2-1 | 12-71 | 36:38 | N/A | 11-16 |
| @ UTEP | L 7-34 | 9/29/84 | 11 | 41 | 106 | 7-24-1-1 | 106 | 65 | 212 | 4-3 | 10-90 | 24:40 | N/A | 1-13 |
| New Mexico* | | 20,000 | 19 | 62 | 264 | 7-10-0-2 | 178 | 72 | 442 | 3-1 | 11-101 | 35:20 | N/A | 7-19 |
| UTEP | L 16-27 | 10/6/84 | 20 | 40 | 175 | 14-27-1-0 | 220 | 67 | 395 | 2-1 | 13-110 | 29:24 | N/A | N/A |
| @ New Mexico State | | 22,754 | 20 | 52 | 245 | 7-16-1-0 | 133 | 68 | 378 | 0-0 | 10-103 | 30:36 | N/A | N/A |
| @ UTEP | L 20-24 | 10/13/84 | 25 | 59 | 276 | 8-18-0-0 | 114 | 77 | 390 | 1-1 | 5-28 | 32:45 | N/A | N/A |
| Hawaii* | | 21,121 | 22 | 44 | 145 | 15-28-0-0 | 260 | 72 | 405 | 3-1 | 6-50 | 27:15 | N/A | N/A |
| UTEP | L 15-43 | 10/27/84 | 17 | 52 | 287 | 11-22-2-1 | 67 | 74 | 334 | 1-0 | 10-79 | 31:06 | N/A | 8-18 |
| @ Utah* | | 17,850 | 25 | 63 | 436 | 3-9-1-1 | 32 | 72 | 468 | 3-1 | 8-70 | 28:54 | N/A | 4-8 |
| UTEP | L 9-42 | 11/3/84 | 21 | 72 | 283 | 6-13-0-0 | 60 | 85 | 343 | 4-2 | 7-61 | 41:03 | N/A | N/A |
| @ #4 BYU* | | 62,350 | 20 | 20 | 227 | 19-32-2-4 | 237 | 52 | 464 | 2-0 | 11-111 | 18:57 | N/A | N/A |
| UTEP | L 31-59 | 11/10/84 | 17 | 50 | 241 | 10-24-4-2 | 136 | 74 | 377 | 2-1 | 9-95 | 31:23 | N/A | 2-17 |
| @ Colorado State* | | 11,284 | 25 | 38 | 144 | 24-34-2-2 | 308 | 72 | 452 | 4-2 | 6-67 | 28:37 | N/A | 3-8 |
| @ UTEP | W 35-22 | 11/17/84 | 17 | 63 | 318 | 5-11-1-0 | 74 | 74 | 392 | 3-2 | 5-37 | 33:06 | N/A | 5-13 |
| Wyoming* | | 10,121 | 21 | 56 | 312 | 7-18-2-0 | 113 | 74 | 425 | 3-3 | 6-60 | 26:54 | N/A | 5-15 |
| @ UTEP | L 12-38 | 11/24/84 | 19 | 60 | 319 | 3-10-1-0 | 44 | 70 | 363 | 0-0 | 7-55 | 32:44 | N/A | 5-18 |
| Air Force* | | 10,210 | 21 | 58 | 575 | 0-3-0-0 | 0 | 61 | 575 | 2-1 | 6-55 | 27:16 | N/A | 7-12 |

* Western Athletic Conference (WAC) game

1985 (1-10, 1-7 WAC/9TH) - BILL YUNG, HEAD COACH

| TEAMS | SCORE | DATE | FIRST DOWNS | - RUSHING - ATT. | YARDS | -PASSING- COM-ATT-INT-TD | -PASSING- YARDS | -PASSING- PLAYS | TOTAL OFFENSE | FUM. | PEN. | TIME POSS. | AVG. POS. | THIRD DOWNS |
|--------------------|---------|----------|-------------|------------------|-------|--------------------------|-----------------|-----------------|---------------|------|--------|------------|-----------|-------------|
| UTEP | L 6-48 | 8/31/85 | 15 | 64 | 224 | 8-15-2-0 | 75 | 79 | 293 | 4-3 | 12-125 | 33:43 | N/A | 9-18 |
| @ Air Force* | | 38,500 | 17 | 52 | 225 | 6-8-0-1 | 150 | 60 | 375 | 5-4 | 4-30 | 26:17 | N/A | 4-10 |
| UTEP | L 23-35 | 9/7/85 | 18 | 45 | 212 | 11-19-1-1 | 165 | 64 | 377 | 0-0 | 9-62 | 26:39 | N/A | 3-11 |
| @ #3 SMU | | 24,611 | 27 | 55 | 304 | 14-21-0-1 | 218 | 76 | 522 | 1-1 | 8-70 | 33:21 | N/A | 9-14 |
| UTEP | L 24-41 | 9/14/85 | 17 | 49 | 272 | 15-27-1-0 | 183 | 76 | 455 | 3-2 | 3-40 | 28:22 | N/A | 3-11 |
| @ Colorado State* | | 22,781 | 27 | 48 | 286 | 22-32-0-2 | 267 | 80 | 553 | 2-2 | 5-59 | 31:38 | N/A | 3-14 |
| @ UTEP | L 20-22 | 9/21/85 | 21 | 49 | 240 | 12-15-0-1 | 121 | 64 | 361 | 6-4 | 5-65 | 27:31 | N/A | 5-11 |
| New Mexico State | | 26,810 | 21 | 31 | 97 | 26-41-1-2 | 349 | 72 | 446 | 1-1 | 9-105 | 32:29 | N/A | 6-15 |
| UTEP | L 19-55 | 9/28/85 | 22 | 59 | 265 | 15-27-1-0 | 179 | 86 | 444 | 4-3 | 1-5 | 33:22 | N/A | 3-14 |
| @ Utah* | | 30,745 | 23 | 38 | 273 | 19-32-1-3 | 278 | 70 | 551 | 0-0 | 8-65 | 26:38 | N/A | 5-12 |
| UTEP | L 24-51 | 10/12/85 | 13 | 40 | 77 | 6-19-2-1 | 96 | 59 | 173 | 6-3 | 5-29 | 23:58 | N/A | 3-14 |
| @ Kent State | | 10,329 | 26 | 62 | 302 | 15-25-1-2 | 291 | 87 | 593 | 4-1 | 14-129 | 36:02 | N/A | 8-17 |
| @ UTEP | W 23-16 | 10/26/85 | 15 | 39 | 139 | 8-18-2-1 | 146 | 57 | 285 | 1-0 | 12-110 | 24:08 | N/A | 4-14 |
| #7 BYU* | | 22,121 | 28 | 55 | 298 | 15-35-4-1 | 151 | 90 | 449 | 2-1 | 9-70 | 36:52 | N/A | 6-14 |
| @ UTEP | L 23-27 | 11/2/85 | 20 | 43 | 166 | 14-22-0-2 | 262 | 65 | 428 | 2-0 | 4-40 | 26:36 | N/A | 6-14 |
| New Mexico* | | 32,849 | 31 | 58 | 234 | 15-29-1-1 | 277 | 87 | 511 | 1-0 | 5-40 | 33:24 | N/A | 9-19 |
| @ UTEP | L 7-23 | 11/9/85 | 9 | 30 | 43 | 9-16-2-0 | 127 | 46 | 170 | 3-1 | 6-62 | 20:04 | N/A | 0-9 |
| Hawaii* | | 12,910 | 23 | 55 | 193 | 14-27-0-0 | 164 | 82 | 357 | 1-0 | 7-45 | 39:56 | N/A | 8-18 |
| UTEP | L 6-34 | 11/16/85 | 20 | 50 | 101 | 17-21-0-0 | 245 | 71 | 346 | 5-1 | 11-75 | 34:42 | N/A | 6-15 |
| @ San Diego State* | | 10,876 | 22 | 38 | 324 | 9-21-0-2 | 180 | 59 | 504 | 1-0 | 8-67 | 25:18 | N/A | 5-9 |
| UTEP | L 21-23 | 12/7/85 | 17 | 38 | 94 | 13-23-2-0 | 161 | 61 | 255 | 1-1 | 3-85 | N/A | N/A | N/A |
| @ Wyoming* | | 19,107 | 22 | 64 | 227 | 12-25-1-2 | 141 | 89 | 368 | 2-1 | 7-56 | N/A | N/A | N/A |

& Game played at Victorian Football League Park, Melbourne, Australia | * Western Athletic Conference (WAC) game

1986 (4-8, 2-6 WAC/8TH) - BOB STULL, HEAD COACH

| TEAMS | SCORE | DATE | FIRST DOWNS | - RUSHING - ATT. | YARDS | -PASSING- COM-ATT-INT-TD | -PASSING- YARDS | -PASSING- PLAYS | TOTAL OFFENSE | FUM. | PEN. | TIME POSS. | AVG. POS. | THIRD DOWNS |
|--------------------|---------|----------|-------------|------------------|-------|--------------------------|-----------------|-----------------|---------------|------|--------|------------|-----------|-------------|
| @ UTEP | W 64-29 | 8/30/86 | 38 | 44 | 227 | 38-52-2-7 | 457 | 102 | 684 | 4-3 | 12-134 | 34:17 | N/A | 5-9 |
| Northern Michigan | | 26,510 | 17 | 34 | 112 | 16-41-3-3 | 221 | 75 | 333 | 3-3 | 7-65 | 25:43 | N/A | 4-14 |
| @ UTEP | L 21-23 | 9/9/86 | 22 | 31 | 81 | 27-39-2-2 | 290 | 70 | 371 | 3-3 | 7-63 | 27:05 | N/A | 7-14 |
| Air Force* | | 42,385 | 20 | 72 | 317 | 5-12-0-0 | 47 | 84 | 364 | 2-1 | 2-18 | 32:55 | N/A | 8-19 |
| UTEP | W 47-33 | 9/13/86 | 23 | 39 | 184 | 24-38-1-1 | 300 | 77 | 484 | 2-0 | 11-104 | 28:34 | N/A | 9-17 |
| @ New Mexico State | | 32,904 | 31 | 41 | 223 | 20-51-4-3 | 259 | 92 | 482 | 2-2 | 6-68 | 31:26 | N/A | 7-19 |
| UTEP | L 21-31 | 9/20/86 | 13 | 23 | 1 | 16-36-1-1 | 143 | 59 | 144 | 4-2 | 15-123 | 22:37 | N/A | 1-14 |
| @ Hawaii* | | 46,427 | 26 | 56 | 198 | 14-25-1-1 | 178 | 81 | 376 | 6-3 | 14-123 | 37:23 | N/A | 4-13 |
| UTEP | L 7-69 | 9/27/86 | 11 | 29 | (-30) | 17-32-4-1 | 180 | 61 | 150 | 2-2 | 1-11 | 25:30 | N/A | 3-13 |
| @ #15 Iowa | | 67,500 | 27 | 60 | 371 | 11-16-1-4 | 248 | 76 | 619 | 1-1 | 7-64 | 34:30 | N/A | 5-12 |
| UTEP | L 16-26 | 10/4/86 | 21 | 37 | 139 | 20-30-2-1 | 232 | 67 | 371 | 3-2 | 5-30 | 26:46 | N/A | 2-10 |
| @ Tennessee | | 92,824 | 22 | 55 | 250 | 14-20-1-0 | 123 | 75 | 373 | 0-0 | 6-40 | 33:14 | N/A | 8-15 |
| UTEP | L 22-24 | 10/11/86 | 29 | 43 | 130 | 28-50-0-2 | 407 | 93 | 537 | 4-3 | 13-103 | 34:01 | N/A | 10-21 |
| @ New Mexico* | | 18,170 | 18 | 49 | 230 | 11-21-2-1 | 167 | 70 | 397 | 1-1 | 7-65 | 25:59 | N/A | 5-14 |
| @ UTEP | L 10-15 | 10/18/86 | 12 | 30 | 83 | 14-24-1-1 | 165 | 54 | 248 | 1-0 | 4-45 | 24:15 | N/A | 3-12 |
| San Diego State* | | 40,109 | 18 | 50 | 173 | 16-25-0-0 | 183 | 75 | 356 | 1-0 | 13-100 | 35:45 | N/A | 8-18 |
| UTEP | L 13-37 | 10/25/86 | 16 | 38 | 102 | 13-29-2-0 | 190 | 67 | 292 | 2-0 | 5-50 | 27:33 | N/A | 5-17 |
| @ BYU* | | 64,617 | 24 | 46 | 267 | 17-30-0-1 | 228 | 76 | 495 | 0-0 | 8-66 | 32:27 | N/A | 6-15 |
| UTEP | L 12-41 | 11/8/86 | 16 | 35 | 93 | 19-34-3-0 | 207 | 69 | 300 | 0-0 | 6-30 | 27:34 | N/A | 4-16 |
| @ Wyoming* | | 7,250 | 32 | 40 | 212 | 29-45-1-4 | 352 | 85 | 581 | 0-0 | 5-50 | 32:26 | N/A | 12-17 |
| @ UTEP | W 21-19 | 11/22/86 | 22 | 35 | 127 | 26-33-2-3 | 246 | 68 | 373 | 2-0 | 4-31 | 27:15 | N/A | 6-11 |
| Colorado State* | | 12,467 | 28 | 48 | 218 | 24-42-3-0 | 271 | 90 | 489 | 0-0 | 4-26 | 32:45 | N/A | 5-15 |
| @ UTEP | W 55-44 | 11/29/86 | 28 | 34 | 155 | 28-39-0-4 | 402 | 62 | 557 | 6-3 | 6-39 | 26:12 | N/A | N/A |
| Utah* | | 14,567 | 35 | 33 | 115 | 39-58-0-5 | 492 | 72 | 607 | 1-1 | 9-75 | 33:48 | N/A | N/A |

* Western Athletic Conference (WAC) game

YEARLY RESULTS

1987 (7-4, 5-3 WAC/4TH) – BOB STULL, HEAD COACH

| TEAMS | SCORE | DATE | FIRST DOWNS | - RUSHING - ATT. YARDS | -PASSING- COM-ATT-INT-TD | YARDS | -PASSING- PLAYS | TOTAL OFFENSE | FUM. | PEN. | TIME POSS. | AVG. POS. | THIRD DOWNS |
|---------------------|---------|----------|----------------|---------------------------|-----------------------------|-------|--------------------|------------------|------|--------|---------------|--------------|----------------|
| @ UTEP | W 31-0 | 9/5/87 | 19 | 45 184 | 15-30-1-2 | 155 | 75 | 339 | 3-2 | 6-40 | 31:48 | N/A | 10-18 |
| New Mexico State | | 45,819 | 16 | 25 26 | 25-61-1-0 | 231 | 86 | 257 | 6-2 | 4-34 | 28:12 | N/A | 6-21 |
| UTEP | W 45-6 | 9/19/87 | 19 | 43 86 | 23-35-0-3 | 339 | 78 | 425 | 1-0 | 10-122 | 31:44 | N/A | 6-10 |
| @ Colorado State* | | 21,472 | 12 | 36 29 | 18-34-0-0 | 218 | 70 | 247 | 5-4 | 8-55 | 28:16 | N/A | 3-16 |
| @ UTEP | W 37-13 | 9/26/87 | 17 | 43 185 | 11-27-4-1 | 156 | 70 | 341 | 2-1 | 6-35 | 30:35 | N/A | 7-16 |
| Hawaii* | | 46,921 | 19 | 42 91 | 14-38-3-0 | 216 | 80 | 307 | 3-1 | 5-55 | 29:25 | N/A | 7-18 |
| UTEP | W 34-33 | 10/10/87 | 22 | 41 99 | 15-24-1-1 | 256 | 65 | 355 | 1-1 | 3-30 | 24:38 | N/A | 3-11 |
| @ San Diego State* | | 20,744 | 23 | 45 226 | 21-39-0-2 | 192 | 84 | 418 | 1-1 | 9-63 | 35:22 | N/A | 9-17 |
| UTEP | L 16-35 | 10/3/87 | 19 | 32 22 | 27-45-2-0 | 307 | 77 | 329 | 0-0 | 8-81 | 31:24 | N/A | 9-20 |
| @ #13 Arizona State | | 70,372 | 18 | 50 274 | 7-13-1-1 | 108 | 63 | 382 | 4-2 | 7-66 | 28:36 | N/A | 7-12 |
| @ UTEP | W 38-14 | 10/17/87 | 25 | 46 253 | 15-33-1-2 | 171 | 79 | 424 | 1-0 | 5-54 | 29:35 | N/A | 8-15 |
| Lamar | | 49,481 | 24 | 51 175 | 11-28-1-1 | 142 | 79 | 317 | 3-2 | 2-18 | 30:25 | N/A | 6-16 |
| UTEP | L 7-35 | 10/24/87 | 22 | 44 157 | 19-34-1-0 | 150 | 78 | 307 | 1-1 | 7-71 | 31:49 | N/A | 5-7 |
| @ Air Force* | | 36,922 | 21 | 65 449 | 1-2-1-1 | 17 | 67 | 466 | 3-2 | 7-65 | 28:11 | N/A | 6-12 |
| @ UTEP | W 34-0 | 10/31/87 | 21 | 57 253 | 8-17-1-1 | 156 | 74 | 409 | 4-2 | 7-45 | 30:52 | N/A | 5-12 |
| New Mexico* | | 32,517 | 17 | 35 103 | 21-41-1-0 | 183 | 76 | 286 | 5-2 | 6-40 | 29:08 | N/A | 6-19 |
| UTEP | W 30-24 | 11/7/87 | 34 | 59 265 | 20-36-5-1 | 340 | 95 | 605 | 1-1 | 4-27 | 37:54 | N/A | 16-21 |
| @ Utah* | | 21,150 | 17 | 30 153 | 13-29-0-1 | 189 | 59 | 342 | 4-3 | 9-100 | 22:06 | N/A | 4-11 |
| @ UTEP | L 24-37 | 11/14/87 | 12 | 37 90 | 16-34-5-3 | 211 | 71 | 301 | 4-1 | 7-48 | 26:55 | N/A | 5-15 |
| BYU* | | 47,910 | 20 | 49 159 | 18-32-3-2 | 249 | 81 | 408 | 5-4 | 6-70 | 33:05 | N/A | 5-14 |
| @ UTEP | L 13-37 | 11/21/87 | 21 | 54 246 | 8-23-3-0 | 95 | 77 | 373 | 5-2 | 3-30 | 30:13 | N/A | 11-17 |
| Wyoming* | | 29,865 | 25 | 40 179 | 23-38-2-2 | 261 | 78 | 440 | 1-1 | 3-20 | 29:47 | N/A | 8-15 |

* Western Athletic Conference (WAC) game

1988 (10-3, 6-2 WAC/2ND) – BOB STULL, HEAD COACH

| TEAMS | SCORE | DATE | FIRST DOWNS | - RUSHING - ATT. YARDS | -PASSING- COM-ATT-INT-TD | YARDS | -PASSING- PLAYS | TOTAL OFFENSE | FUM. | PEN. | TIME POSS. | AVG. POS. | THIRD DOWNS |
|-----------------------|---------|----------|----------------|---------------------------|-----------------------------|-------|--------------------|------------------|------|--------|---------------|--------------|----------------|
| @ UTEP | W 37-3 | 9/3/88 | 16 | 28 189 | 11-22-1-1 | 222 | 50 | 411 | 0-0 | 7-70 | 20:03 | N/A | 1-7 |
| Mankato State | | 32,148 | 16 | 67 288 | 3-9-1-0 | 19 | 86 | 307 | 2-0 | 9-65 | 38:57 | N/A | 3-16 |
| @ UTEP | W 48-21 | 9/10/88 | 26 | 50 258 | 18-28-0-1 | 201 | 78 | 459 | 2-1 | 4-40 | 31:11 | N/A | 7-13 |
| Weber State | | 30,790 | 26 | 35 125 | 20-41-2-2 | 297 | 76 | 422 | 3-1 | 10-88 | 28:49 | N/A | 7-14 |
| UTEP | L 27-31 | 9/17/88 | 16 | 38 107 | 19-40-3-2 | 192 | 78 | 299 | 1-0 | 6-59 | 29:44 | N/A | 5-17 |
| @ BYU* | | 64,099 | 25 | 29 64 | 30-59-2-3 | 443 | 88 | 507 | 3-3 | 11-106 | 30:16 | N/A | 11-21 |
| UTEP | W 27-24 | 9/24/88 | 19 | 39 131 | 18-43-0-2 | 276 | 82 | 407 | 0-0 | 3-25 | 29:26 | N/A | 8-20 |
| @ Tulsa | | 20,057 | 26 | 44 207 | 25-41-3-2 | 355 | 85 | 562 | 3-1 | 3-40 | 30:34 | N/A | 6-15 |
| @ UTEP | W 38-28 | 10/1/88 | 22 | 41 300 | 16-24-0-0 | 226 | 65 | 526 | 1-0 | 10-85 | 23:34 | N/A | 4-8 |
| Utah* | | 40,578 | 39 | 32 209 | 41-63-3-3 | 453 | 95 | 662 | 1-1 | 8-70 | 36:26 | N/A | 6-10 |
| UTEP | W 42-25 | 10/8/88 | 22 | 41 244 | 19-27-1-3 | 287 | 68 | 531 | 2-1 | 5-27 | 24:48 | N/A | 5-11 |
| @ Hawaii* | | 50,000 | 31 | 61 245 | 21-32-3-1 | 275 | 93 | 520 | 1-1 | 5-25 | 35:12 | N/A | 10-17 |
| @ UTEP | W 34-14 | 10/15/88 | 24 | 51 139 | 19-33-1-2 | 254 | 84 | 393 | 1-0 | 8-60 | 35:16 | N/A | 9-17 |
| Colorado State* | | 45,187 | 17 | 33 124 | 15-30-3-1 | 157 | 63 | 281 | 4-1 | 5-35 | 24:44 | N/A | 4-11 |
| UTEP | W 37-0 | 10/22/88 | 30 | 50 292 | 20-33-1-3 | 279 | 83 | 571 | 1-0 | 7-64 | 35:19 | N/A | 4-13 |
| @ New Mexico* | | 11,441 | 14 | 31 85 | 11-31-0-0 | 100 | 62 | 185 | 0-0 | 3-35 | 24:41 | N/A | 3-15 |
| UTEP | W 42-9 | 10/29/88 | 15 | 35 147 | 16-27-3-2 | 182 | 62 | 329 | 3-2 | 10-108 | 25:27 | N/A | 6-16 |
| @ New Mexico State | | 30,061 | 18 | 47 128 | 11-35-4-1 | 99 | 82 | 227 | 5-1 | 6-50 | 34:33 | N/A | 6-20 |
| UTEP | L 6-51 | 11/5/88 | 9 | 33 96 | 7-25-0-0 | 66 | 58 | 162 | 2-2 | 3-30 | 20:53 | N/A | 2-15 |
| @ [10] Wyoming* | | 32,210 | 27 | 52 268 | 19-27-0-4 | 239 | 79 | 507 | 2-1 | 9-65 | 39:07 | N/A | 2-10 |
| @ UTEP | W 58-7 | 11/12/88 | 27 | 39 292 | 15-27-0-1 | 244 | 66 | 536 | 1-0 | 11-91 | 23:57 | N/A | 7-12 |
| San Diego State* | | 31,552 | 23 | 44 98 | 25-40-1-1 | 225 | 84 | 323 | 4-1 | 5-45 | 36:03 | N/A | 8-20 |
| @ UTEP | W 31-24 | 11/19/88 | 20 | 40 219 | 13-22-1-0 | 203 | 62 | 422 | 2-1 | 7-58 | 22:15 | N/A | 3-14 |
| Air Force* | | 35,595 | 28 | 81 433 | 2-5-0-0 | 24 | 86 | 457 | 7-2 | 6-49 | 37:45 | N/A | 4-9 |
| UTEP | L 18-38 | 12/23/88 | 19 | 38 53 | 23-44-0-2 | 308 | 82 | 361 | 3-0 | 10-95 | 31:08 | N/A | 4-18 |
| Southern Mississippi+ | | 20,242 | 17 | 41 168 | 15-26-2-1 | 157 | 67 | 323 | 2-0 | 5-45 | 28:52 | N/A | 2-12+ |

1988 Independence Bowl, Shreveport, La. | * Western Athletic Conference (WAC) game



TONY TOLBERT (1986-88)



YEARLY RESULTS



1989 (2-10, 1-7 WAC/8TH) – DAVID LEE, HEAD COACH

| TEAMS | SCORE | DATE | FIRST DOWNS | - RUSHING - ATT. | YARDS | -PASSING-COM-ATT-INT-TD | YARDS | -PASSING-PLAYS | TOTAL OFFENSE | FUM. | PEN. | TIME POSS. | AVG. POS. | THIRD DOWNS |
|--------------------|---------|----------|-------------|------------------|-------|-------------------------|-------|----------------|---------------|------|--------|------------|-----------|-------------|
| @ UTEP | L 14-23 | 9/2/89 | 15 | 28 | 52 | 22-37-2-1 | 237 | 65 | 289 | 4-2 | 3-25 | 24:53 | N/A | 3-13 |
| Tulsa | 38,065 | 38,065 | 20 | 49 | 194 | 13-29-0-1 | 212 | 78 | 406 | 5-2 | 8-65 | 35:17 | N/A | 8-17 |
| @ UTEP | L 19-21 | 9/9/89 | 26 | 53 | 140 | 25-34-1-0 | 273 | 87 | 413 | 2-0 | 7-78 | 36:03 | N/A | 4-20 |
| Lamar | 36,632 | 36,632 | 20 | 27 | 87 | 26-46-1-3 | 407 | 73 | 494 | 5-2 | 5-45 | 23:57 | N/A | 8-17 |
| UTEP | W 29-27 | 9/16/89 | 17 | 49 | 231 | 9-27-3-1 | 121 | 76 | 352 | 1-0 | 4-20 | 33:21 | N/A | 6-17 |
| @ New Mexico State | 25,823 | 25,823 | 19 | 37 | 103 | 25-46-3-3 | 318 | 83 | 421 | 3-2 | 8-65 | 26:39 | N/A | 8-19 |
| UTEP | L 28-43 | 9/23/89 | 23 | 27 | (-28) | 25-48-2-3 | 434 | 75 | 406 | 2-1 | 7-60 | 27:17 | N/A | 4-15 |
| @ Air Force* | 43,898 | 43,898 | 23 | 66 | 425 | 3-9-0-0 | 41 | 75 | 466 | 2-1 | 7-80 | 32:43 | N/A | 7-16 |
| UTEP | L 7-39 | 9/30/89 | 14 | 34 | 20 | 12-29-2-0 | 145 | 63 | 165 | 0-0 | 3-30 | 24:53 | N/A | 2-14 |
| @ #8 Arkansas | 48,240 | 48,240 | 28 | 63 | 366 | 11-21-0-1 | 254 | 84 | 620 | 7-3 | 10-87 | 35:07 | N/A | 10-19 |
| @ UTEP | L 45-50 | 10/7/89 | 24 | 37 | 169 | 22-42-1-2 | 388 | 79 | 557 | 2-2 | 7-60 | 27:36 | N/A | 5-15 |
| Utah* | 21,337 | 21,337 | 27 | 39 | 200 | 28-48-2-1 | 350 | 87 | 550 | 3-1 | 12-108 | 32:24 | N/A | 5-15 |
| @ UTEP | W 26-7 | 10/14/89 | 16 | 50 | 234 | 11-21-1-1 | 205 | 71 | 439 | 0-0 | 0-0 | 33:21 | N/A | 6-17 |
| New Mexico* | 21,059 | 21,059 | 16 | 28 | 23 | 21-42-2-1 | 221 | 70 | 244 | 3-1 | 5-40 | 26:39 | N/A | 7-17 |
| UTEP | L 24-49 | 10/21/89 | 22 | 34 | 117 | 28-51-4-2 | 328 | 85 | 445 | 2-1 | 3-30 | 33:03 | N/A | 8-19 |
| @ #21 BYU* | 65,528 | 65,528 | 22 | 34 | 137 | 25-32-2-3 | 464 | 66 | 601 | 6-4 | 12-120 | 26:57 | N/A | 5-11 |
| @ UTEP | L 31-34 | 10/28/89 | 18 | 35 | 108 | 16-38-3-2 | 257 | 73 | 365 | 0-0 | 5-60 | 27:16 | N/A | 3-16 |
| San Diego State* | 17,070 | 17,070 | 32 | 53 | 262 | 20-35-6-1 | 282 | 88 | 544 | 2-1 | 4-45 | 32:44 | N/A | 4-11 |
| UTEP | L 7-26 | 11/4/89 | 12 | 30 | 63 | 15-25-3-1 | 192 | 55 | 255 | 2-2 | 2-20 | 24:36 | N/A | 1-11 |
| @ Hawaii* | 44,752 | 44,752 | 23 | 54 | 272 | 12-23-2-1 | 189 | 77 | 461 | 4-2 | 13-81 | 35:24 | N/A | 7-16 |
| @ UTEP | L 0-52 | 11/11/89 | 12 | 28 | 27 | 21-41-1-0 | 191 | 69 | 218 | 1-1 | 5-55 | 25:26 | N/A | 5-14 |
| Colorado State* | 28,977 | 28,977 | 28 | 64 | 290 | 12-19-1-1 | 189 | 83 | 479 | 2-1 | 3-35 | 34:34 | N/A | 9-13 |
| UTEP | L 10-41 | 11/18/89 | 15 | 31 | 89 | 15-32-0-0 | 218 | 63 | 307 | 5-1 | 3-19 | 26:07 | U22 | 3-14 |
| @ Wyoming* | 15,624 | 15,624 | 26 | 56 | 282 | 13-26-0-1 | 193 | 82 | 475 | 0-0 | 9-79 | 33:53 | W27 | 7-17 |

* Western Athletic Conference (WAC) game

1990 (3-8, 1-7 WAC/9TH) – DAVID LEE, HEAD COACH

| TEAMS | SCORE | DATE | FIRST DOWNS | - RUSHING - ATT. | YARDS | -PASSING-COM-ATT-INT-TD | YARDS | -PASSING-PLAYS | TOTAL OFFENSE | FUM. | PEN. | TIME POSS. | AVG. POS. | THIRD DOWNS |
|--------------------|---------|----------|-------------|------------------|-------|-------------------------|-------|----------------|---------------|------|--------|------------|-----------|-------------|
| @ UTEP | L 10-30 | 9/1/90 | 24 | 46 | 88 | 21-41-1-0 | 287 | 87 | 375 | 1-0 | 6-79 | 31:10 | N/A | 7-18 |
| #6 BYU* | 29,033 | 29,033 | 33 | 32 | 166 | 33-46-2-1 | 387 | 78 | 553 | 2-1 | 19-169 | 28:50 | N/A | 1-10 |
| @ UTEP | W 27-24 | 9/8/90 | 19 | 49 | 232 | 13-27-1-2 | 149 | 76 | 381 | 0-0 | 4-40 | 30:35 | N/A | 4-13 |
| New Mexico State | 28,930 | 28,930 | 17 | 39 | 81 | 18-35-2-2 | 158 | 74 | 239 | 1-0 | 8-65 | 29:25 | N/A | 7-17 |
| UTEP | L 0-56 | 9/15/90 | 12 | 32 | 45 | 12-27-1-0 | 103 | 59 | 148 | 4-2 | 0-0 | 26:03 | U23 | 3-15 |
| @ #7 Tennessee | 95,203 | 95,203 | 25 | 54 | 323 | 13-20-0-1 | 187 | 74 | 510 | 0-0 | 9-93 | 32:57 | T37 | 8-13 |
| UTEP | L 20-38 | 9/22/90 | 20 | 53 | 245 | 12-27-3-0 | 141 | 80 | 386 | 1-1 | 7-72 | 35:02 | N/A | 7-19 |
| @ Colorado State* | 26,541 | 26,541 | 18 | 54 | 290 | 5-11-1-0 | 146 | 65 | 436 | 3-2 | 7-54 | 24:58 | N/A | 4-12 |
| @ UTEP | W 17-10 | 9/29/90 | 15 | 37 | 95 | 11-20-0-2 | 181 | 57 | 276 | 6-3 | 3-20 | 25:29 | N/A | 8-14 |
| Sam Houston State | 21,801 | 21,801 | 16 | 41 | 171 | 11-28-0-0 | 122 | 69 | 293 | 1-0 | 6-60 | 34:31 | N/A | 4-15 |
| UTEP | L 28-48 | 10/6/90 | 14 | 32 | 81 | 11-23-2-0 | 137 | 55 | 218 | 4-2 | 9-78 | 20:52 | U48 | 1-10 |
| @ New Mexico* | 17,932 | 17,932 | 31 | 60 | 282 | 21-32-0-3 | 284 | 92 | 566 | 8-2 | 13-122 | 39:08 | N51 | 10-16 |
| @ UTEP | W 12-10 | 10/13/90 | 16 | 44 | 119 | 14-24-0-0 | 123 | 68 | 242 | 2-2 | 7-45 | 30:02 | N/A | 5-15 |
| Hawaii* | 16,121 | 16,121 | 20 | 45 | 171 | 14-32-2-1 | 139 | 77 | 310 | 1-1 | 5-41 | 29:58 | N/A | 6-15 |
| UTEP | L 23-37 | 10/20/90 | 19 | 39 | 89 | 17-36-3-2 | 299 | 75 | 388 | 2-1 | 7-59 | 30:09 | U24 | 4-19 |
| @ Utah* | 26,262 | 26,262 | 23 | 41 | 145 | 20-35-2-3 | 282 | 76 | 427 | 2-0 | 7-80 | 29:51 | U29 | 4-14 |
| @ UTEP | L 10-17 | 10/27/90 | 18 | 33 | 51 | 22-44-0-1 | 244 | 77 | 295 | 2-1 | 3-20 | 26:43 | N/A | 4-17 |
| Wyoming* | 16,694 | 16,694 | 20 | 43 | 114 | 15-33-2-0 | 173 | 76 | 287 | 1-0 | 7-60 | 33:17 | N/A | 4-16 |
| @ UTEP | L 13-14 | 11/17/90 | 17 | 24 | 23 | 32-48-0-1 | 364 | 72 | 390 | 1-0 | 4-40 | 31:55 | N/A | 6-16 |
| Air Force* | 30,274 | 30,274 | 16 | 56 | 258 | 2-11-0-0 | 24 | 67 | 282 | 1-1 | 4-21 | 28:05 | N/A | 4-16 |
| UTEP | L 31-58 | 11/24/90 | 22 | 20 | 8 | 24-44-2-2 | 299 | 64 | 307 | 0-0 | 5-25 | 24:01 | N/A | 2-11 |
| @ San Diego State* | 13,927 | 13,927 | 35 | 48 | 221 | 31-47-0-2 | 467 | 95 | 688 | 1-0 | 9-121 | 35:59 | N/A | 8-16 |

* Western Athletic Conference (WAC) game

T YEARLY RESULTS



REGGIE BARRETT (1987-90)

1991 (4-7-1, 2-5-1 WAC/9TH) - DAVID LEE, HEAD COACH

| TEAMS | SCORE | DATE | FIRST DOWNS | - RUSHING - ATT. | YARDS | -PASSING- COM-ATT-INT-TD | YARDS | -PASSING- PLAYS | TOTAL OFFENSE | FUM. | PEN. | TIME POSS. | AVG. POS. | THIRD DOWNS |
|--------------------|---------|----------|-------------|------------------|-------|--------------------------|-------|-----------------|---------------|------|-------|------------|-----------|-------------|
| @ UTEP | W 35-19 | 8/31/91 | 23 | 62 | 349 | 12-23-0-1 | 153 | 85 | 502 | 5-3 | 6-42 | 34:53 | N/A | 9-17 |
| New Mexico* | 40,319 | | 19 | 24 | 53 | 23-51-2-2 | 350 | 75 | 403 | 3-2 | 3-26 | 25:07 | N/A | 4-17 |
| UTEP | L 7-27 | 9/7/91 | 13 | 46 | 125 | 7-16-2-1 | 67 | 62 | 192 | 0-0 | 4-32 | 31:30 | U32 | 6-15 |
| @ Baylor | 35,127 | | 20 | 46 | 280 | 8-15-0-0 | 90 | 61 | 170 | 2-1 | 4-40 | 28:30 | B36 | 9-15 |
| UTEP | W 22-21 | 9/14/91 | 16 | 42 | 106 | 14-24-0-2 | 210 | 42 | 106 | 2-1 | 3-35 | 26:51 | U31 | 8-15 |
| @ New Mexico State | 30,341 | | 24 | 38 | 169 | 22-35-2-3 | 242 | 38 | 169 | 3-1 | 8-72 | 33:09 | N27 | 8-15 |
| @ UTEP | W 14-0 | 9/21/91 | 16 | 48 | 191 | 7-17-1-0 | 61 | 65 | 275 | 5-2 | 4-25 | 29:01 | N/A | 5-16 |
| Northwestern State | 30,655 | | 13 | 39 | 33 | 14-27-2-0 | 159 | 66 | 192 | 0-0 | 6-36 | 30:59 | N/A | 3-16 |
| UTEP | T 28-28 | 9/28/91 | 16 | 41 | 146 | 12-23-0-3 | 221 | 64 | 367 | 1-0 | 5-48 | 28:07 | N/A | 7-16 |
| @ Wyoming* | 16,135 | | 26 | 43 | 204 | 22-31-0-1 | 281 | 74 | 485 | 4-3 | 5-26 | 32:53 | N/A | 9-16 |
| @ UTEP | L 18-23 | 10/5/91 | 13 | 42 | 203 | 9-19-1-0 | 83 | 61 | 286 | 2-0 | 6-57 | 24:58 | N/A | 3-14 |
| Colorado State* | 39,764 | | 22 | 52 | 173 | 16-24-1-1 | 172 | 76 | 345 | 3-1 | 0-0 | 35:02 | N/A | 5-14 |
| UTEP | L 29-31 | 10/12/91 | 15 | 44 | 180 | 12-40-1-2 | 241 | 84 | 421 | 5-1 | 3-20 | 31:08 | N/A | 2-18 |
| @ BYU* | 65,803 | | 22 | 36 | 38 | 22-39-2-3 | 378 | 75 | 416 | 2-2 | 8-67 | 28:52 | N/A | 3-14 |
| @ UTEP | L 21-28 | 10/19/91 | 15 | 44 | 210 | 12-24-0-2 | 173 | 68 | 383 | 2-0 | 3-25 | 24:21 | N/A | 4-14 |
| San Diego State* | 25,342 | | 26 | 49 | 173 | 21-34-0-2 | 296 | 83 | 469 | 2-1 | 4-20 | 35:39 | N/A | 13-20 |
| UTEP | L 13-20 | 10/26/91 | 18 | 38 | 103 | 17-32-0-0 | 279 | 70 | 382 | 6-2 | 5-25 | 26:39 | N/A | 6-17 |
| @ Air Force* | 38,975 | | 19 | 64 | 238 | 5-13-0-1 | 118 | 77 | 356 | 1-0 | 6-58 | 33:21 | N/A | 7-18 |
| UTEP | W 41-24 | 11/9/91 | 20 | 51 | 169 | 16-24-0-1 | 290 | 75 | 459 | 4-1 | 2-10 | 33:55 | N/A | 8-17 |
| @ Hawaii* | 40,356 | | 18 | 39 | 190 | 8-29-2-0 | 148 | 68 | 338 | 3-2 | 3-23 | 26:05 | N/A | 7-15 |
| @ UTEP | L 9-10 | 11/16/91 | 17 | 36 | 173 | 13-29-3-0 | 218 | 65 | 391 | 1-0 | 5-45 | 26:39 | N/A | 6-14 |
| Utah* | 23,952 | | 18 | 48 | 211 | 16-27-0-1 | 166 | 75 | 377 | 0-0 | 11-70 | 33:21 | N/A | 5-15 |
| @ UTEP | L 17-21 | 11/23/91 | 14 | 34 | 153 | 13-28-0-0 | 179 | 62 | 332 | 2-2 | 6-60 | 22:57 | N/A | 3-13 |
| Louisiana Tech | 16,123 | | 23 | 58 | 250 | 9-21-2-0 | 117 | 79 | 367 | 1-0 | 8-85 | 37:03 | N/A | 3-12 |

* Western Athletic Conference (WAC) game

1992 (1-10, 1-7 WAC/10TH) - DAVID LEE, HEAD COACH

| TEAMS | SCORE | DATE | FIRST DOWNS | - RUSHING - ATT. | YARDS | -PASSING- COM-ATT-INT-TD | YARDS | -PASSING- PLAYS | TOTAL OFFENSE | FUM. | PEN. | TIME POSS. | AVG. POS. | THIRD DOWNS |
|--------------------|---------|----------|-------------|------------------|-------|--------------------------|-------|-----------------|---------------|------|------|------------|-----------|-------------|
| @ UTEP | L 28-38 | 9/5/92 | 22 | 50 | 146 | 23-33-1-0 | 269 | 83 | 415 | 4-1 | 8-50 | 32:28 | N/A | 11-16 |
| BYU* | 46,905 | | 22 | 38 | 165 | 17-28-2-3 | 302 | 66 | 467 | 0-0 | 4-26 | 27:32 | N/A | 4-11 |
| UTEP | L 17-19 | 9/12/92 | 17 | 50 | 236 | 8-22-1-0 | 76 | 72 | 312 | 4-2 | 2-30 | 32:11 | N/A | 6-16 |
| @ UNLV | 15,176 | | 15 | 42 | 184 | 7-14-1-0 | 87 | 56 | 271 | 4-2 | 7-50 | 27:49 | N/A | 1-9 |
| @ UTEP | L 24-30 | 9/19/92 | 21 | 55 | 198 | 11-22-1-1 | 168 | 77 | 366 | 1-1 | 1-5 | 32:05 | N/A | 6-17 |
| New Mexico State | 38,911 | | 22 | 32 | 88 | 23-40-1-2 | 398 | 72 | 486 | 2-0 | 5-50 | 27:55 | N/A | 6-11 |
| @ UTEP | L 22-28 | 10/3/92 | 23 | 43 | 189 | 21-40-1-0 | 213 | 83 | 402 | 3-0 | 8-67 | 32:46 | N/A | 10-17 |
| Air Force* | 29,103 | | 11 | 46 | 119 | 2-4-0-1 | 48 | 50 | 167 | 1-0 | 7-32 | 27:14 | N/A | 6-12 |
| UTEP | L 24-42 | 10/10/92 | 26 | 50 | 270 | 13-27-0-0 | 180 | 77 | 450 | 0-0 | 2-20 | 31:29 | N/A | 5-13 |
| @ Colorado State* | 15,407 | | 26 | 46 | 316 | 13-20-0-4 | 231 | 66 | 547 | 1-0 | 3-28 | 28:31 | N/A | 9-12 |
| UTEP | L 27-49 | 10/17/92 | 24 | 47 | 150 | 18-41-2-2 | 244 | 88 | 394 | 4-0 | 3-15 | 35:46 | N/A | 7-20 |
| @ San Diego State* | N/A | | 23 | 36 | 222 | 19-34-0-4 | 372 | 70 | 594 | 0-0 | 4-46 | 24:14 | N/A | 6-13 |
| UTEP | W 20-13 | 10/24/92 | 14 | 47 | 209 | 4-15-1-0 | 121 | 62 | 330 | 0-0 | 7-50 | 29:51 | N/A | 3-14 |
| @ Utah* | 27,802 | | 16 | 36 | 134 | 17-36-2-0 | 192 | 72 | 326 | 1-1 | 8-80 | 30:09 | N/A | 6-17 |
| @ UTEP | L 21-41 | 10/31/92 | 19 | 38 | 99 | 16-31-0-1 | 186 | 69 | 285 | 6-1 | 2-15 | 28:24 | N/A | 3-13 |
| Hawaii* | 20,734 | | 30 | 66 | 447 | 11-19-1-2 | 190 | 85 | 637 | 3-2 | 3-20 | 31:36 | N/A | 7-14 |
| UTEP | L 39-48 | 11/7/92 | 22 | 54 | 300 | 9-15-1-0 | 127 | 69 | 427 | 3-1 | 5-58 | 30:17 | N/A | 4-9 |
| @ Tulsa | 19,624 | | 27 | 49 | 210 | 18-31-0-2 | 294 | 80 | 504 | 1-1 | 4-25 | 29:43 | N/A | 9-16 |
| UTEP | L 14-35 | 11/14/92 | 19 | 44 | 153 | 12-29-0-0 | 109 | 73 | 262 | 2-0 | 6-45 | 29:30 | N/A | 7-17 |
| @ New Mexico* | 14,712 | | 20 | 44 | 144 | 17-25-0-2 | 316 | 69 | 460 | 1-0 | 6-64 | 30:30 | N/A | 5-13 |
| @ UTEP | L 18-43 | 11/28/92 | 22 | 45 | 172 | 19-31-2-0 | 218 | 76 | 390 | 0-0 | 5-55 | 32:17 | N/A | 5-13 |
| #25 Fresno State* | 15,000 | | 26 | 40 | 280 | 13-23-2-2 | 257 | 63 | 537 | 1-0 | 5-36 | 27:43 | N/A | 3-6 |

* Western Athletic Conference (WAC) game



YEARLY RESULTS

1993 (1-11, 0-8 WAC/10TH) – DAVID LEE/CHARLIE BAILEY[^], HEAD COACH

| TEAMS | SCORE | DATE | FIRST DOWNS | - RUSHING - ATT. | YARDS | -PASSING- COM-ATT-INT-TD | YARDS | -PASSING- PLAYS | TOTAL OFFENSE | FUM. | PEN. | TIME POSS. | AVG. POS. | THIRD DOWNS |
|----------------------|---------|----------|----------------|---------------------|-------|-----------------------------|-------|--------------------|------------------|------|-------|---------------|--------------|----------------|
| UTEP | L 6-24 | 9/4/93 | 11 | 33 | (-8) | 14-35-2-0 | 161 | 68 | 153 | 0-0 | 9-97 | 27:33 | N/A | 3-19 |
| @ #14 Arizona | | 44,414 | 17 | 46 | 116 | 13-24-2-2 | 135 | 70 | 251 | 3-2 | 5-58 | 32:27 | N/A | 10-16 |
| @ UTEP | W 41-24 | 9/11/93 | 21 | 71 | 319 | 5-16-1-0 | 85 | 87 | 404 | 1-0 | 4-40 | 36:20 | N/A | 8-18 |
| UNLV | | 39,612 | 19 | 31 | 141 | 12-29-3-3 | 248 | 60 | 389 | 1-1 | 9-69 | 23:40 | N/A | 1-9 |
| UTEP | L 14-31 | 9/18/93 | 16 | 32 | 90 | 17-31-2-2 | 244 | 63 | 334 | 3-0 | 4-37 | 26:52 | U27 | 3-15 |
| @ New Mexico State | | 31,839 | 21 | 41 | 195 | 19-32-2-3 | 321 | 73 | 516 | 0-0 | 10-83 | 33:08 | N30 | 10-16 |
| UTEP | L 0-52 | 9/25/93 | 11 | 34 | 81 | 13-26-2-0 | 111 | 60 | 192 | 5-4 | 5-28 | 27:10 | N/A | 2-12 |
| @ Hawaii* | | 40,388 | 16 | 60 | 326 | 6-8-0-0 | 90 | 68 | 416 | 1-0 | 7-59 | 32:50 | N/A | 9-15 |
| UTEP | L 39-45 | 10/2/93 | 20 | 46 | 212 | 14-25-1-2 | 192 | 71 | 404 | 2-2 | 6-44 | 29:20 | N/A | 5-14 |
| @ #16 North Carolina | | 49,000 | 26 | 56 | 265 | 13-17-2-1 | 170 | 73 | 435 | 2-1 | 2-10 | 30:40 | N/A | 7-13 |
| @ UTEP | L 26-33 | 10/9/93 | 19 | 53 | 275 | 6-17-1-1 | 140 | 70 | 415 | 1-1 | 6-50 | 33:38 | N/A | 5-14 |
| Wyoming* | | 34,263 | 22 | 27 | 72 | 26-42-0-3 | 422 | 69 | 494 | 1-1 | 4-25 | 26:22 | N/A | 4-13 |
| @ UTEP | L 29-45 | 10/16/93 | 16 | 36 | 122 | 10-26-0-2 | 213 | 62 | 335 | 2-0 | 5-42 | 24:15 | N/A | 4-14 |
| Utah* | | 33,639 | 28 | 48 | 260 | 22-32-1-3 | 316 | 80 | 576 | 2-2 | 11-88 | 35:45 | N/A | 5-12 |
| UTEP | L 10-31 | 10/30/93 | 17 | 36 | 92 | 12-24-1-1 | 155 | 60 | 247 | 2-0 | 7-60 | 27:58 | N/A | 4-13 |
| @ Air Force* | | 24,472 | 24 | 67 | 292 | 3-6-0-1 | 73 | 73 | 365 | 2-1 | 5-45 | 32:02 | N/A | 6-13 |
| UTEP | L 10-30 | 11/6/93 | 20 | 54 | 209 | 8-17-1-1 | 97 | 71 | 306 | 4-3 | 5-25 | 32:54 | U16 | 6-14 |
| @ Fresno State* | | 34,285 | 25 | 36 | 260 | 17-24-0-2 | 227 | 60 | 487 | 0-0 | 5-41 | 27:06 | F34 | 5-8 |
| @ UTEP | L 0-54 | 11/13/93 | 22 | 44 | 179 | 15-32-3-0 | 173 | 76 | 352 | 4-3 | 4-36 | 32:35 | N/A | 6-17 |
| Colorado State* | | 11,225 | 17 | 41 | 297 | 10-22-0-3 | 144 | 63 | 441 | 0-0 | 9-100 | 27:25 | N/A | 7-14 |
| @ UTEP | L 29-35 | 11/20/93 | 20 | 61 | 350 | 6-14-0-0 | 70 | 75 | 420 | 2-1 | 8-92 | 32:31 | N/A | 6-15 |
| New Mexico* | | 15,147 | 23 | 40 | 127 | 18-28-1-4 | 259 | 68 | 386 | 3-1 | 3-36 | 27:29 | N/A | 2-11 |
| UTEP | L 16-47 | 11/27/93 | 15 | 47 | 147 | 10-21-0-0 | 96 | 68 | 243 | 3-0 | 2-25 | 27:56 | N/A | 6-16 |
| @ BYU* | | 63,649 | 23 | 45 | 203 | 20-30-2-1 | 288 | 75 | 491 | 2-0 | 11-94 | 32:04 | N/A | 8-13 |

[^] Lee was head coach for the season's first seven games (1-6); Bailey was head coach for the season's last five games (0-5)

* Western Athletic Conference (WAC) game

1994 (3-7-1, 1-6-1 WAC/9TH) – CHARLIE BAILEY, HEAD COACH

| TEAMS | SCORE | DATE | FIRST DOWNS | - RUSHING - ATT. | YARDS | -PASSING- COM-ATT-INT-TD | YARDS | -PASSING- PLAYS | TOTAL OFFENSE | FUM. | PEN. | TIME POSS. | AVG. POS. | THIRD DOWNS |
|-----------------------|---------|----------|----------------|---------------------|-------|-----------------------------|-------|--------------------|------------------|------|--------|---------------|--------------|----------------|
| UTEP | L 13-36 | 9/3/94 | 10 | 31 | 91 | 8-26-0-0 | 114 | 57 | 205 | 4-4 | 3-25 | 22:29 | N/A | 1-13 |
| @ Wyoming* | | 20,050 | 28 | 59 | 362 | 17-31-1-3 | 264 | 90 | 626 | 4-1 | 11-116 | 37:31 | N/A | 5-14 |
| @ UTEP | W 22-20 | 9/10/94 | 22 | 63 | 266 | 8-14-1-1 | 144 | 77 | 410 | 1-1 | 9-78 | 33:51 | N/A | 5-13 |
| Eastern Illinois | | 8,229 | 11 | 32 | 53 | 10-15-0-0 | 199 | 47 | 252 | 1-1 | 4-35 | 26:09 | N/A | 2-10 |
| @ UTEP | L 22-23 | 9/17/94 | 16 | 54 | 212 | 6-11-0-1 | 62 | 65 | 274 | 4-1 | 5-48 | 32:40 | N/A | 7-15 |
| New Mexico State | | 40,260 | 20 | 43 | 161 | 18-32-2-2 | 238 | 75 | 399 | 5-2 | 9-80 | 27:20 | N/A | 6-14 |
| UTEP | L 7-47 | 9/24/94 | 11 | 25 | 80 | 13-30-2-0 | 143 | 55 | 223 | 1-0 | 3-25 | 21:42 | N/A | 4-14 |
| Air Force&* | | 22,889 | 26 | 63 | 481 | 9-20-0-0 | 219 | 83 | 700 | 0-0 | 6-34 | 33:12 | N/A | 10-17 |
| @ UTEP | W 34-27 | 10/1/94 | 22 | 55 | 297 | 6-18-0-2 | 174 | 73 | 471 | 5-3 | 8-55 | 32:26 | N/A | 3-12 |
| Hawaii* | | 21,258 | 19 | 50 | 244 | 7-14-0-1 | 119 | 64 | 363 | 9-6 | 10-82 | 27:34 | N/A | 4-11 |
| UTEP | W 24-17 | 10/8/94 | 18 | 49 | 201 | 14-26-1-0 | 205 | 75 | 406 | 1-1 | 9-70 | 29:28 | N/A | 8-18 |
| @ Tulsa | | 17,127 | 23 | 36 | 168 | 24-43-1-0 | 243 | 79 | 411 | 2-2 | 1-15 | 30:32 | N/A | 3-14 |
| UTEP | L 9-47 | 10/15/94 | 10 | 31 | 23 | 11-30-1-0 | 116 | 61 | 139 | 4-1 | 3-33 | 22:31 | N/A | 1-14 |
| @ #15 Colorado State* | | 27,837 | 29 | 51 | 335 | 16-36-0-2 | 250 | 87 | 585 | 3-1 | 10-82 | 37:29 | N/A | 6-16 |
| @ UTEP | L 28-34 | 10/22/94 | 15 | 36 | 99 | 10-23-1-3 | 227 | 59 | 326 | 0-0 | 8-47 | 23:57 | N/A | 3-13 |
| BYU* | | 38,135 | 28 | 44 | 206 | 26-39-2-3 | 330 | 83 | 536 | 0-0 | 14-130 | 36:03 | N/A | 7-15 |
| UTEP | L 7-52 | 10/29/94 | 17 | 35 | 104 | 16-35-3-1 | 184 | 70 | 288 | 1-0 | 4-35 | 28:45 | N/A | 5-15 |
| @ #12 Utah* | | 32,620 | 28 | 38 | 227 | 26-37-1-3 | 401 | 75 | 628 | 2-1 | 5-50 | 31:15 | N/A | 9-14 |
| @ UTEP | T 30-30 | 11/12/94 | 23 | 54 | 298 | 10-29-2-1 | 208 | 83 | 506 | 5-1 | 9-54 | 36:16 | N/A | 9-18 |
| Fresno State* | | 15,328 | 17 | 32 | 108 | 16-30-3-2 | 248 | 62 | 356 | 1-1 | 4-47 | 23:44 | N/A | 4-11 |
| UTEP | L 21-25 | 11/19/94 | 25 | 56 | 309 | 9-21-1-0 | 89 | 77 | 398 | 1-1 | 6-35 | 36:06 | N/A | 7-15 |
| @ New Mexico* | | 19,472 | 26 | 45 | 224 | 15-35-1-2 | 244 | 80 | 468 | 1-1 | 3-31 | 23:54 | N/A | 8-16 |

& Game played at the Alamodome, San Antonio, Texas | * Western Athletic Conference (WAC) game

ROCKY PEREZ (1997-2000)



YEARLY RESULTS

1995 (2-10, 1-7 WAC/10TH) – CHARLIE BAILEY, HEAD COACH

| TEAMS | SCORE | DATE | FIRST DOWNS | - RUSHING - ATT. | YARDS | -PASSING- COM-ATT-INT-TD | YARDS | -PASSING- PLAYS | TOTAL OFFENSE | FUM. | PEN. | TIME POSS. | AVG. POS. | THIRD DOWNS |
|--------------------|---------|----------|----------------|---------------------|-------|-----------------------------|-------|--------------------|------------------|------|--------|---------------|--------------|----------------|
| UTEP | L 17-45 | 9/2/95 | 24 | 31 | 58 | 22-39-3-2 | 269 | 70 | 327 | 4-2 | 7-63 | 26:56 | U25 | 3-13 |
| @ New Mexico State | | 29,921 | 25 | 42 | 179 | 17-28-1-4 | 308 | 70 | 487 | 1-1 | 12-163 | 33:04 | N38 | 6-14 |
| UTEP | L 20-45 | 9/9/95 | 14 | 34 | 141 | 9-25-1-1 | 78 | 59 | 219 | 0-0 | 8-66 | 23:49 | U30 | 3-15 |
| @ Arizona State | | 43,089 | 31 | 57 | 343 | 16-29-3-4 | 237 | 86 | 580 | 1-0 | 8-77 | 36:11 | A36 | 8-16 |
| @ UTEP | W 34-24 | 9/16/95 | 28 | 57 | 346 | 11-23-1-0 | 167 | 80 | 513 | 0-0 | 4-25 | 41:23 | N/A | 5-12 |
| Valdosta State | | 28,737 | 20 | 13 | 35 | 34-50-1-1 | 360 | 63 | 395 | 0-0 | 13-80 | 18:37 | N/A | 5-13 |
| UTEP | L 21-42 | 9/23/95 | 19 | 40 | 185 | 16-30-1-1 | 128 | 70 | 313 | 4-1 | 6-44 | 24:56 | N/A | 8-17 |
| @ Hawaii* | | 38,688 | 25 | 55 | 375 | 8-16-1-1 | 90 | 71 | 465 | 1-0 | 8-71 | 35:04 | N/A | 7-12 |
| @ UTEP | L 21-34 | 9/30/95 | 13 | 31 | 91 | 19-38-0-1 | 244 | 69 | 335 | 1-0 | 7-32 | 23:52 | N/A | 6-17 |
| Utah* | | 19,254 | 29 | 50 | 207 | 21-37-0-2 | 280 | 87 | 487 | 4-3 | 3-31 | 36:08 | N/A | 9-17 |
| UTEP | L 46-56 | 10/7/95 | 29 | 52 | 307 | 20-30-0-5 | 288 | 82 | 595 | 3-3 | 6-46 | 31:29 | N/A | 9-14 |
| @ Air Force* | | 40,046 | 28 | 53 | 420 | 7-13-0-1 | 130 | 66 | 550 | 1-1 | 3-30 | 28:31 | N/A | 6-11 |
| @ UTEP | L 28-38 | 10/14/95 | 18 | 43 | 176 | 9-21-2-1 | 101 | 64 | 277 | 1-1 | 10-78 | 27:28 | N/A | 4-12 |
| Tulsa | | 19,931 | 21 | 56 | 258 | 12-21-0-0 | 163 | 77 | 421 | 4-3 | 4-36 | 32:20 | N/A | 7-16 |
| @ UTEP | L 16-45 | 10/28/95 | 22 | 35 | 157 | 30-48-5-2 | 345 | 83 | 472 | 5-2 | 7-56 | 33:14 | N/A | 6-18 |
| San Diego State* | | 13,720 | 25 | 45 | 318 | 15-29-1-2 | 188 | 74 | 506 | 2-2 | 5-39 | 26:01 | N/A | 4-13 |
| UTEP | L 10-56 | 11/4/95 | 12 | 39 | 107 | 9-18-2-1 | 97 | 57 | 204 | 3-3 | 4-28 | 29:19 | N/A | 4-14 |
| @ Colorado State* | | 22,013 | 18 | 53 | 232 | 11-20-0-3 | 263 | 73 | 495 | 4-2 | 11-75 | 30:41 | N/A | 6-13 |
| UTEP | L 14-47 | 11/11/95 | 18 | 30 | 68 | 19-46-1-1 | 230 | 76 | 298 | 1-0 | 5-30 | 25:11 | N/A | 6-17 |
| @ Fresno State* | | 30,274 | 30 | 46 | 231 | 22-32-0-5 | 412 | 78 | 643 | 1-1 | 4-48 | 34:49 | N/A | 6-12 |
| @ UTEP | W 17-12 | 11/18/95 | 21 | 54 | 196 | 12-19-0-1 | 166 | 73 | 362 | 1-1 | 8-67 | 34:33 | N/A | 7-16 |
| New Mexico* | | 13,837 | 21 | 36 | 134 | 19-30-0-0 | 208 | 66 | 342 | 3-1 | 4-44 | 25:27 | N/A | 1-11 |
| @ UTEP | L 19-42 | 11/25/95 | 24 | 37 | 111 | 27-46-2-1 | 326 | 83 | 437 | 2-2 | 5-45 | 32:14 | N/A | 6-16 |
| Wyoming* | | 31,383 | 22 | 46 | 158 | 15-24-1-4 | 308 | 70 | 466 | 4-2 | 1-5 | 26:31 | N/A | 8-14 |

* Western Athletic Conference (WAC) game

1996 (2-9, 0-8 WAC/8TH MOUNTAIN DIVISION) – CHARLIE BAILEY, HEAD COACH

| TEAMS | SCORE | DATE | FIRST DOWNS | - RUSHING - ATT. | YARDS | -PASSING- COM-ATT-INT-TD | YARDS | -PASSING- PLAYS | TOTAL OFFENSE | FUM. | PEN. | TIME POSS. | AVG. POS. | THIRD DOWNS |
|---------------------|---------|----------|----------------|---------------------|-------|-----------------------------|-------|--------------------|------------------|------|------|---------------|--------------|----------------|
| UTEP | L 3-23 | 8/31/96 | 6 | 26 | 50 | 10-23-2-0 | 116 | 49 | 166 | 2-0 | 2-20 | 22:35 | N/A | 3-14 |
| @ Arizona | | 40,388 | 20 | 56 | 195 | 13-23-1-1 | 109 | 79 | 304 | 1-0 | 1-12 | 37:25 | N/A | 4-17 |
| @ UTEP | W 14-7 | 9/14/96 | 17 | 50 | 178 | 6-9-0-2 | 73 | 59 | 251 | 1-1 | 3-20 | 31:48 | N/A | 7-15 |
| New Mexico State | | 31,654 | 17 | 38 | 119 | 12-25-0-1 | 189 | 63 | 308 | 0-0 | 6-52 | 27:43 | N/A | 7-15 |
| UTEP | L 25-26 | 9/21/96 | 16 | 47 | 135 | 14-33-3-1 | 226 | 80 | 361 | 0-0 | 7-82 | 36:16 | U24 | 6-18 |
| @ San Jose State* | | 10,433 | 18 | 19 | 46 | 22-43-0-1 | 280 | 62 | 326 | 5-2 | 7-73 | 23:44 | S36 | 6-16 |
| UTEP | W 37-6 | 9/28/96 | 26 | 69 | 292 | 12-15-0-1 | 139 | 84 | 431 | 6-2 | 5-50 | 37:37 | N/A | 10-19 |
| @ Northern Illinois | | 10,229 | 7 | 24 | 11 | 12-28-2-0 | 137 | 52 | 148 | 3-1 | 3-26 | 22:23 | N/A | 2-14 |
| @ UTEP | L 27-34 | 10/5/96 | 16 | 48 | 183 | 10-26-1-1 | 124 | 74 | 307 | 2-2 | 8-84 | 33:55 | N/A | 5-16 |
| Utah* | | 28,271 | 18 | 35 | 207 | 15-31-1-1 | 155 | 66 | 362 | 1-1 | 7-53 | 26:05 | N/A | 4-12 |
| UTEP | L 0-18 | 10/12/96 | 7 | 30 | 85 | 14-24-2-0 | 52 | 54 | 137 | 0-0 | 5-25 | 24:49 | U27 | 4-15 |
| @ TCU* | | 25,384 | 19 | 41 | 153 | 14-28-1-0 | 156 | 69 | 309 | 3-0 | 6-37 | 35:11 | T33 | 7-15 |
| @ UTEP | L 21-48 | 10/26/96 | 13 | 21 | 27 | 21-42-1-3 | 225 | 63 | 252 | 1-1 | 3-15 | 21:29 | U29 | 3-13 |
| Rice* | | 19,336 | 22 | 67 | 415 | 2-4-0-0 | 13 | 71 | 428 | 0-0 | 4-20 | 38:31 | R43 | 6-15 |
| UTEP | L 18-40 | 11/2/96 | 16 | 42 | 143 | 16-31-2-1 | 175 | 73 | 318 | 3-0 | 8-90 | 32:48 | N/A | 9-20 |
| @ #13 BYU* | | 64,988 | 21 | 33 | 164 | 24-33-3-2 | 232 | 66 | 396 | 5-1 | 4-49 | 27:12 | N/A | 5-11 |
| @ UTEP | L 0-30 | 11/9/96 | 16 | 47 | 95 | 13-22-1-0 | 136 | 69 | 231 | 5-2 | 5-30 | 33:48 | U24 | 5-14 |
| SMU* | | 14,590 | 13 | 41 | 269 | 6-12-0-0 | 49 | 53 | 318 | 1-1 | 7-67 | 26:12 | S45 | 4-11 |
| @ UTEP | L 21-38 | 11/16/96 | 15 | 41 | 215 | 10-28-0-2 | 150 | 69 | 365 | 2-2 | 4-33 | 26:44 | N/A | 4-14 |
| Tulsa* | | 14,293 | 28 | 58 | 320 | 14-24-0-3 | 182 | 82 | 502 | 4-2 | 7-65 | 33:16 | N/A | 7-17 |
| UTEP | L 17-44 | 11/23/96 | 20 | 31 | 72 | 25-49-2-1 | 206 | 80 | 278 | 3-2 | 4-23 | 30:47 | U32 | 9-20 |
| @ New Mexico* | | 19,510 | 20 | 51 | 244 | 8-18-0-0 | 90 | 69 | 334 | 4-2 | 3-17 | 29:13 | N43 | 5-14 |

* Western Athletic Conference (WAC) game



PAUL SMITH (1996-1999)



YEARLY RESULTS

1997 (4-7, 3-5 WAC/6TH MOUNTAIN DIVISION) – CHARLIE BAILEY, HEAD COACH

| TEAMS | SCORE | DATE | FIRST DOWNS | - RUSHING - ATT. | YARDS | -PASSING- COM-ATT-INT-TD | YARDS | -PASSING- PLAYS | TOTAL OFFENSE | FUM. | PEN. | TIME POSS. | AVG. POS. | THIRD DOWNS |
|------------------|---------|----------|-------------|---------------------|-------|-----------------------------|-------|--------------------|---------------|------|--------|------------|-----------|-------------|
| UTEP | L 3-55 | 9/6/97 | 17 | 41 | 142 | 12-36-3-0 | 101 | 77 | 243 | 6-3 | 11-70 | 33:50 | U25 | 3-17 |
| @ #10 LSU | | 8.0.15 | 20 | 37 | 192 | 17-23-1-1 | 248 | 60 | 440 | 6-3 | 13-112 | 26:10 | L48 | 3-9 |
| @ UTEP | L 20-38 | 9/13/97 | 17 | 26 | 22 | 16-38-2-3 | 260 | 64 | 282 | 1-1 | 6-31 | 22:51 | U18 | 6-14 |
| New Mexico* | | 19.857 | 24 | 54 | 360 | 11-19-1-1 | 138 | 73 | 498 | 1-1 | 7-70 | 37:09 | N47 | 8-14 |
| UTEP | L 3-56 | 9/20/97 | 16 | 38 | 106 | 12-32-3-0 | 142 | 70 | 248 | 5-1 | 6-60 | 28:45 | U24 | 6-15 |
| @ Utah* | | 28.820 | 23 | 45 | 266 | 17-18-0-6 | 317 | 63 | 583 | 0-0 | 8-59 | 31:15 | U39 | 7-12 |
| @ UTEP | W 24-16 | 9/27/97 | 28 | 67 | 239 | 13-26-0-1 | 142 | 94 | 381 | 3-2 | 7-56 | 38:02 | U36 | 6-17 |
| New Mexico State | | 21.779 | 18 | 26 | 128 | 16-36-2-2 | 190 | 62 | 318 | 2-1 | 8-50 | 21:58 | N25 | 4-12 |
| UTEP | L 7-39 | 10/4/97 | 14 | 32 | 91 | 10-32-0-0 | 142 | 64 | 233 | 2-1 | 9-73 | 24:30 | N/A | 6-16 |
| @ Clemson | | 62.000 | 22 | 44 | 169 | 18-28-0-4 | 241 | 72 | 410 | 1-0 | 7-63 | 35:30 | N/A | 9-16 |
| UTEP | W 33-18 | 10/11/97 | 20 | 56 | 305 | 12-19-1-1 | 187 | 75 | 492 | 1-0 | 5-45 | 34:39 | U25 | 7-16 |
| @ Tulsa* | | 16.830 | 19 | 35 | 117 | 13-32-0-0 | 159 | 67 | 276 | 2-1 | 11-87 | 25:21 | T33 | 4-13 |
| @ UTEP | L 7-10 | 10/18/97 | 18 | 50 | 142 | 12-33-2-0 | 118 | 83 | 260 | 1-0 | 7-47 | 35:09 | U29 | 8-24 |
| San Jose State* | | 25.908 | 7 | 30 | 97 | 11-24-2-0 | 71 | 54 | 168 | 1-1 | 6-30 | 24:51 | S38 | 3-15 |
| @ UTEP | W 14-3 | 11/1/97 | 16 | 56 | 120 | 9-15-0-0 | 136 | 71 | 256 | 1-0 | 12-60 | 36:43 | U31 | 2-15 |
| #25 BYU* | | 18.630 | 8 | 20 | 0 | 17-32-3-0 | 226 | 52 | 226 | 1-1 | 7-77 | 23:17 | B30 | 2-12 |
| UTEP | L 14-28 | 11/8/97 | 18 | 40 | 102 | 22-35-2-2 | 256 | 75 | 358 | 1-0 | 6-40 | 32:54 | N/A | N/A |
| @ SMU* | | 21.280 | 11 | 43 | 219 | 3-4-0-0 | 90 | 47 | 309 | 1-1 | 3-11 | 27:06 | N/A | N/A |
| @ UTEP | W 24-17 | 11/15/97 | 14 | 51 | 139 | 8-24-2-0 | 92 | 75 | 231 | 2-0 | 2-16 | 35:20 | U39 | 6-19 |
| TCU* | | 16.247 | 10 | 33 | 36 | 12-26-0-1 | 232 | 59 | 268 | 6-5 | 6-50 | 24:40 | T29 | 1-14 |
| UTEP | L 13-31 | 11/22/97 | 21 | 42 | 89 | 20-37-0-0 | 278 | 79 | 367 | 2-0 | 8-60 | 33:33 | U23 | 7-19 |
| @ Rice* | | 18.014 | 16 | 48 | 229 | 2-5-1-0 | 114 | 53 | 343 | 1-0 | 2-23 | 26:27 | R30 | 4-11 |

* Western Athletic Conference (WAC) game

1998 (3-8, 3-5 WAC/5TH PACIFIC DIVISION) – CHARLIE BAILEY, HEAD COACH

| TEAMS | SCORE | DATE | FIRST DOWNS | - RUSHING - ATT. | YARDS | -PASSING- COM-ATT-INT-TD | YARDS | -PASSING- PLAYS | TOTAL OFFENSE | FUM. | PEN. | TIME POSS. | AVG. POS. | THIRD DOWNS |
|--------------------|---------|----------|-------------|---------------------|-------|-----------------------------|-------|--------------------|---------------|------|--------|------------|-----------|-------------|
| UTEP | L 3-35 | 9/5/98 | 12 | 34 | 121 | 11-25-3-0 | 180 | 59 | 301 | 1-1 | 9-55 | 30:20 | U21 | 1-12 |
| @ Texas Tech | | 41.087 | 22 | 56 | 324 | 12-22-0-1 | 194 | 78 | 518 | 1-1 | 11-81 | 29:40 | T37 | 11-19 |
| @ UTEP | L 26-33 | 9/12/98 | 19 | 43 | 244 | 14-28-0-1 | 182 | 71 | 426 | 2-1 | 4-22 | 31:43 | U24 | 6-15 |
| #24 Oregon | | 25.906 | 21 | 34 | 157 | 18-34-1-2 | 320 | 68 | 477 | 0-0 | 12-78 | 28:17 | O28 | 5-14 |
| UTEP | L 24-33 | 9/26/98 | 14 | 44 | 283 | 7-16-1-1 | 52 | 60 | 335 | 3-2 | 12-101 | 22:49 | U41 | 5-12 |
| @ New Mexico State | | 32.993 | 26 | 57 | 266 | 9-17-1-1 | 184 | 74 | 450 | 1-0 | 6-47 | 37:11 | N26 | 9-18 |
| @ UTEP | L 17-20 | 10/3/98 | 21 | 34 | 83 | 26-33-0-1 | 332 | 67 | 415 | 1-0 | 4-34 | 29:30 | U27 | 7-15 |
| Colorado State* | | 19.003 | 23 | 48 | 288 | 16-26-1-0 | 171 | 74 | 459 | 2-1 | 7-36 | 30:30 | C25 | 7-13 |
| UTEP | W 22-19 | 10/10/98 | 28 | 42 | 212 | 20-34-2-1 | 225 | 76 | 437 | 1-1 | 6-56 | 29:06 | U27 | 7-15 |
| @ New Mexico* | | 29.812 | 20 | 39 | 155 | 19-25-0-2 | 316 | 64 | 471 | 1-1 | 6-65 | 30:54 | N31 | 8-14 |
| @ UTEP | W 28-21 | 10/17/98 | 26 | 59 | 290 | 13-32-1-0 | 111 | 91 | 401 | 0-0 | 7-60 | 36:02 | U33 | 7-18 |
| San Jose State* | | 21.300 | 20 | 25 | 141 | 21-44-2-2 | 305 | 69 | 446 | 1-1 | 7-46 | 23:58 | S25 | 2-13 |
| UTEP | L 6-32 | 10/24/98 | 16 | 35 | 92 | 16-39-0-0 | 139 | 74 | 231 | 2-1 | 3-23 | 32:12 | U27 | 6-20 |
| @ Fresno State* | | 39.881 | 14 | 44 | 271 | 11-22-0-2 | 126 | 66 | 397 | 0-0 | 10-106 | 27:48 | F27 | 3-14 |
| @ UTEP | W 30-13 | 10/31/98 | 23 | 55 | 248 | 15-31-0-2 | 173 | 86 | 421 | 3-2 | 5-25 | 36:18 | U38 | 9-17 |
| Hawaii* | | 15.207 | 10 | 46 | 236 | 2-8-3-0 | 33 | 54 | 269 | 1-0 | 4-34 | 23:42 | H28 | 4-13 |
| UTEP | L 27-34 | 11/7/98 | 17 | 36 | 53 | 20-46-2-2 | 346 | 82 | 399 | 1-0 | 4-30 | 30:12 | U31 | 3-17 |
| @ Utah | | 37.812 | 19 | 44 | 253 | 17-32-2-2 | 214 | 76 | 467 | 5-3 | 5-42 | 29:48 | U35 | 5-16 |
| @ UTEP | L 14-31 | 11/14/98 | 13 | 32 | 73 | 14-26-1-1 | 254 | 58 | 327 | 1-1 | 4-44 | 25:34 | U24 | 5-15 |
| BYU* | | 19.307 | 25 | 45 | 259 | 17-25-1-2 | 185 | 70 | 444 | 1-1 | 5-40 | 34:26 | B36 | 9-14 |
| UTEP | L 29-34 | 11/21/98 | 26 | 30 | 138 | 31-46-0-3 | 281 | 76 | 419 | 1-0 | 2-10 | 29:00 | N/A | 4-14 |
| @ San Diego State* | | 22.365 | 22 | 41 | 205 | 18-29-0-2 | 267 | 70 | 472 | 0-0 | 7-48 | 31:00 | N/A | 11-15 |

* Western Athletic Conference (WAC) game



BRIAN NATKIN (1997-2000)

T YEARLY RESULTS

1999 (5-7, 3-4 WAC/6TH) - CHARLIE BAILEY, HEAD COACH

| TEAMS | SCORE | DATE | FIRST DOWNS | - RUSHING - ATT. | - YARDS | -PASSING- COM-ATT-INT-TD | YARDS | -PASSING- PLAYS | TOTAL OFFENSE | FUM. | PEN. | TIME POSS. | AVG. POS. | THIRD DOWNS |
|--------------------|---------|----------|-------------|------------------|---------|--------------------------|-------|-----------------|---------------|------|--------|------------|-----------|-------------|
| @ UTEP | W 13-10 | 9/4/99 | 20 | 46 | 105 | 18-29-1-1 | 165 | 75 | 270 | 4-2 | 4-22 | 36:51 | U18 | 8-18 |
| New Mexico | | 41,136 | 11 | 28 | 77 | 13-23-1-0 | 102 | 51 | 179 | 0-0 | 4-50 | 23:09 | N44 | 2-12 |
| UTEP | L 28-47 | 9/11/99 | 17 | 34 | 158 | 20-34-1-1 | 271 | 68 | 429 | 1-1 | 6-58 | 31:25 | U22 | 3-12 |
| @ Oregon | | 40,938 | 23 | 39 | 195 | 15-27-3-0 | 228 | 66 | 423 | 2-0 | 8-52 | 28:35 | O43 | 5-12 |
| UTEP | L 7-40 | 9/18/99 | 13 | 26 | 66 | 18-41-1-1 | 181 | 67 | 247 | 3-0 | 10-63 | 26:49 | U23 | 4-17 |
| @ #16 Kansas State | | 50,923 | 20 | 47 | 193 | 12-23-2-2 | 265 | 70 | 458 | 1-0 | 11-95 | 33:11 | K41 | 5-14 |
| @ UTEP | W 54-23 | 9/25/99 | 20 | 46 | 229 | 13-25-3-1 | 276 | 71 | 505 | 0-0 | 5-35 | 32:39 | U41 | 7-15 |
| New Mexico State | | 52,247 | 20 | 46 | 130 | 10-19-0-0 | 130 | 65 | 260 | 3-3 | 11-64 | 27:21 | N35 | 4-13 |
| UTEP | L 3-33 | 10/2/99 | 11 | 39 | 84 | 9-19-0-3 | 89 | 58 | 173 | 2-0 | 6-34 | 30:20 | U22 | 3-13 |
| @ Hawaii* | | 39,021 | 24 | 25 | 160 | 31-51-2-2 | 372 | 76 | 532 | 2-1 | 11-80 | 29:40 | H43 | 6-14 |
| @ UTEP | W 42-28 | 10/9/99 | 26 | 43 | 150 | 26-35-2-0 | 333 | 78 | 483 | 4-1 | 4-50 | 32:27 | S31 | 5-15 |
| SMU* | | 38,257 | 22 | 44 | 204 | 13-32-0-4 | 184 | 76 | 388 | 2-1 | 7-40 | 27:33 | U32 | 2-12 |
| UTEP | L 21-34 | 10/16/99 | 19 | 32 | 115 | 20-30-2-1 | 266 | 62 | 381 | 1-0 | 6-45 | 26:55 | U21 | 2-10 |
| @ Arizona | | 47,776 | 21 | 52 | 396 | 11-19-1-1 | 157 | 71 | 553 | 2-1 | 10-77 | 33:05 | A29 | 8-13 |
| UTEP | L 23-24 | 10/23/99 | 30 | 51 | 147 | 26-45-1-0 | 301 | 96 | 448 | 4-3 | 3-15 | 38:42 | U25 | 13-22 |
| @ Fresno State* | | 36,405 | 14 | 29 | 87 | 15-28-3-0 | 224 | 57 | 311 | 3-1 | 11-85 | 21:18 | F30 | 3-12 |
| @ UTEP | W 42-26 | 10/30/99 | 23 | 46 | 241 | 19-28-3-0 | 215 | 74 | 456 | 2-0 | 9-55 | 32:51 | U32 | 8-17 |
| San Jose State* | | 25,107 | 14 | 32 | 90 | 14-36-1-3 | 225 | 68 | 315 | 1-0 | 13-100 | 27:09 | S26 | 5-15 |
| @ UTEP | L 19-43 | 11/6/99 | 22 | 35 | 137 | 19-33-2-5 | 306 | 68 | 443 | 3-1 | 7-64 | 25:1 | U24 | 4-10 |
| Tulsa* | | 25,527 | 24 | 49 | 184 | 17-28-1-1 | 205 | 77 | 389 | 0-0 | 7-51 | 34:50 | T35 | 5-13 |
| UTEP | W 30-29 | 11/13/99 | 28 | 31 | 110 | 31-45-2-2 | 360 | 76 | 470 | 2-1 | 6-45 | 29:49 | U27 | 11-15 |
| @ Rice* | | 18,235 | 16 | 51 | 302 | 5-13-0-1 | 71 | 64 | 373 | 0-0 | 6-60 | 30:11 | R32 | 7-14 |
| UTEP | L 24-52 | 11/20/99 | 21 | 28 | 38 | 28-43-1-2 | 384 | 71 | 422 | 1-1 | 5-55 | 27:30 | U28 | 3-12 |
| @ TCU* | | 21,218 | 22 | 61 | 475 | 4-8-0-1 | 31 | 69 | 506 | 3-2 | 10-69 | 32:30 | T41 | 8-12 |

* Western Athletic Conference (WAC) game

2000 (8-4, 7-1 WAC/T1ST) - GARY NORD, HEAD COACH

| TEAMS | SCORE | DATE | FIRST DOWNS | - RUSHING - ATT. | - YARDS | -PASSING- COM-ATT-INT-TD | YARDS | -PASSING- PLAYS | TOTAL OFFENSE | FUM. | PEN. | TIME POSS. | AVG. POS. | THIRD DOWNS |
|-------------------|---------|----------|-------------|------------------|---------|--------------------------|-------|-----------------|---------------|------|--------|------------|-----------|-------------|
| UTEP | L 14-55 | 9/2/00 | 19 | 38 | 125 | 21-42-2-1 | 217 | 80 | 342 | 6-5 | 7-67 | 33:11 | U24 | 3-16 |
| @ #19 Oklahoma | | 74,761 | 18 | 33 | 122 | 19-39-1-2 | 287 | 72 | 409 | 3-2 | 9-70 | 26:49 | O49 | 5-15 |
| @ UTEP | W 37-20 | 9/9/00 | 20 | 47 | 204 | 13-19-0-3 | 206 | 66 | 410 | 0-0 | 8-74 | 33:01 | U35 | 5-14 |
| SMU* | | 31,483 | 22 | 24 | 75 | 22-46-2-2 | 420 | 70 | 495 | 1-0 | 10-91 | 26:59 | S19 | 4-13 |
| UTEP | L 17-45 | 9/16/00 | 19 | 37 | 82 | 19-31-1-2 | 218 | 68 | 300 | 0-0 | 8-58 | 31:02 | U25 | 7-16 |
| @ Texas A&M | | 69,184 | 25 | 40 | 236 | 18-29-1-1 | 178 | 69 | 414 | 1-0 | 6-67 | 28:58 | T42 | 9-14 |
| @ UTEP | W 39-7 | 9/23/00 | 25 | 47 | 140 | 18-34-1-4 | 265 | 81 | 405 | 4-3 | 4-20 | 34:11 | U43 | 7-17 |
| Hawaii* | | 36,637 | 15 | 25 | 53 | 15-50-2-0 | 211 | 75 | 264 | 4-1 | 15-90 | 25:49 | H23 | 7-19 |
| @ UTEP | W 41-31 | 9/30/00 | 26 | 45 | 228 | 16-28-0-2 | 237 | 73 | 465 | 2-1 | 5-43 | 30:45 | U35 | 3-10 |
| New Mexico State | | 50,068 | 23 | 44 | 355 | 13-29-1-2 | 153 | 73 | 508 | 4-2 | 13-93 | 29:15 | N27 | 6-15 |
| UTEP | W 40-7 | 10/7/00 | 21 | 40 | 264 | 17-23-0-3 | 204 | 72 | 468 | 4-1 | 10-75 | 32:57 | U38 | 6-14 |
| @ Tulsa* | | 18,889 | 14 | 26 | 6 | 19-36-2-0 | 237 | 62 | 243 | 3-2 | 5-30 | 27:03 | T29 | 5-15 |
| UTEP | W 47-30 | 10/14/00 | 24 | 50 | 186 | 21-36-1-3 | 292 | 86 | 478 | 1-0 | 6-51 | 36:28 | U38 | 10-18 |
| @ San Jose State* | | 13,274 | 17 | 26 | 218 | 16-35-1-0 | 166 | 61 | 384 | 0-0 | 12-92 | 23:32 | S30 | 1-9 |
| @ UTEP | W 23-13 | 10/21/00 | 22 | 44 | 157 | 20-29-1-1 | 212 | 73 | 369 | 1-0 | 6-41 | 32:12 | U27 | 4-13 |
| Fresno State* | | 52,085 | 14 | 31 | 93 | 14-31-1-1 | 142 | 62 | 235 | 1-0 | 11-94 | 27:48 | F25 | 6-16 |
| UTEP | W 45-22 | 11/4/00 | 23 | 50 | 179 | 20-35-0-2 | 323 | 85 | 502 | 3-2 | 13-131 | 33:45 | U35 | 5-15 |
| @ Nevada* | | 15,249 | 23 | 26 | 44 | 21-48-3-2 | 258 | 74 | 302 | 1-1 | 6-48 | 26:15 | N34 | 6-16 |
| @ UTEP | W 38-21 | 11/11/00 | 24 | 35 | 115 | 21-30-0-3 | 339 | 65 | 454 | 1-0 | 10-90 | 28:09 | U23 | 4-12 |
| Rice* | | 53,304 | 21 | 43 | 175 | 7-18-0-2 | 130 | 61 | 305 | 1-0 | 10-108 | 31:51 | R26 | 4-13 |
| UTEP | L 14-47 | 11/18/00 | 19 | 32 | 70 | 21-47-1-2 | 217 | 79 | 287 | 1-1 | 7-30 | 30:45 | U30 | 10-21 |
| @ #15 TCU* | | 41,068 | 19 | 49 | 313 | 10-18-0-2 | 216 | 67 | 529 | 2-2 | 13-142 | 29:15 | T35 | 7-12 |
| UTEP | L 23-38 | 11/28/00 | 22 | 44 | 118 | 17-38-1-1 | 201 | 82 | 319 | 4-2 | 4-35 | 32:55 | U29 | 7-18 |
| @ Boise State+ | | 26,203 | 18 | 29 | 175 | 18-30-1-2 | 258 | 59 | 433 | 2-0 | 6-59 | 27:05 | B35 | 2-11 |

+ 2000 Crucial.com Humanitarian Bowl | * Western Athletic Conference (WAC) game



LEE MAYS (1998-2001)



YEARLY RESULTS

2001 (2-9, 1-7 WAC/9TH) - GARY NORD, HEAD COACH

| TEAMS | SCORE | DATE | FIRST DOWNS | - RUSHING - ATT. | YARDS | -PASSING- COM-ATT-INT-TD | YARDS | -PASSING- PLAYS | TOTAL OFFENSE | FUM. | PEN. | TIME POSS. | AVG. POS. | THIRD DOWNS |
|-----------------|---------|----------|----------------|---------------------|-------|-----------------------------|-------|--------------------|------------------|------|--------|---------------|--------------|----------------|
| UTEP | L 6-26 | 9/1/01 | 13 | 27 | -53 | 19-32-2-1 | 223 | 59 | 170 | 4-3 | 9-74 | 27:24 | U27 | 4-13 |
| @ New Mexico | | 4/17/01 | 19 | 46 | 271 | 6-30-2-0 | 52 | 76 | 323 | 2-0 | 17-122 | 32:36 | N40 | 4-16 |
| @ UTEP | W 52-6 | 9/8/01 | 23 | 51 | 305 | 10-28-2-1 | 122 | 79 | 427 | 2-0 | 13-90 | 31:44 | T49 | 8-17 |
| Texas Southern | | 3/7/01 | 14 | 40 | 116 | 7-25-3-1 | 90 | 65 | 206 | 4-2 | 7-43 | 28:16 | T24 | 5-16 |
| UTEP | L 17-42 | 9/22/01 | 16 | 42 | 160 | 16-28-2-2 | 153 | 70 | 313 | 0-0 | 9-78 | 30:53 | U28 | 7-16 |
| @ Boise State* | | 23,517 | 20 | 53 | 224 | 8-13-0-3 | 155 | 66 | 379 | 2-2 | 4-19 | 29:07 | B43 | 5-12 |
| @ UTEP | W 26-10 | 9/29/01 | 25 | 53 | 208 | 20-30-0-0 | 249 | 83 | 457 | 2-1 | 12-92 | 37:48 | U30 | 11-20 |
| Tulsa* | | 30,044 | 11 | 27 | 100 | 12-24-2-1 | 218 | 51 | 318 | 0-0 | 7-47 | 22:12 | T25 | 4-13 |
| UTEP | L 7-56 | 10/6/01 | 7 | 29 | 133 | 8-19-1-0 | 133 | 48 | 232 | 4-2 | 5-40 | 24:31 | U23 | 3-13 |
| @ Alabama | | 77,146 | 27 | 53 | 360 | 15-26-0-2 | 228 | 79 | 588 | 4-1 | 14-121 | 35:29 | A42 | 10-15 |
| UTEP | L 7-66 | 10/13/01 | 14 | 45 | 158 | 10-31-3-0 | 86 | 76 | 244 | 4-2 | 9-66 | 33:59 | U30 | 4-19 |
| @ Hawaii* | | 34,128 | 28 | 30 | 161 | 20-39-1-3 | 316 | 69 | 477 | 2-1 | 8-70 | 26:01 | H35 | 4-9 |
| @ UTEP | L 28-40 | 10/20/01 | 20 | 27 | 93 | 21-37-1-3 | 358 | 64 | 451 | 4-4 | 5-35 | 26:29 | U32 | 4-12 |
| San Jose State* | | 30,048 | 27 | 48 | 148 | 20-37-3-3 | 366 | 85 | 514 | 3-1 | 15-94 | 33:31 | S39 | 9-18 |
| UTEP | L 14-40 | 10/27/01 | 7 | 32 | 46 | 13-25-1-0 | 136 | 57 | 182 | 2-0 | 4-25 | 26:10 | U27 | 2-14 |
| @ SMU* | | 17,037 | 19 | 49 | 261 | 13-18-0-1 | 165 | 67 | 426 | 2-2 | 12-80 | 33:50 | S44 | 5-15 |
| @ UTEP | L 30-53 | 11/10/01 | 22 | 38 | 189 | 19-31-2-0 | 238 | 69 | 427 | 5-2 | 2-7 | 33:33 | U30 | 8-15 |
| Louisiana Tech* | | 24,075 | 24 | 43 | 223 | 20-31-1-5 | 227 | 74 | 450 | 0-0 | 8-60 | 33:33 | L36 | 8-15 |
| UTEP | L 17-27 | 11/17/01 | 13 | 21 | 86 | 16-33-2-1 | 227 | 54 | 313 | 1-1 | 10-81 | 20:51 | U27 | 3-12 |
| @ Rice* | | 11,535 | 24 | 73 | 293 | 6-15-0-0 | 57 | 88 | 350 | 2-0 | 5-41 | 39:09 | R34 | 8-20 |
| @ UTEP | L 31-48 | 11/24/01 | 19 | 34 | 188 | 17-25-0-2 | 217 | 59 | 405 | 1-0 | 10-88 | 26:49 | U29 | 2-8 |
| Nevada* | | 19,892 | 29 | 56 | 409 | 13-24-0-1 | 119 | 80 | 528 | 1-0 | 5-53 | 33:05 | N33 | 10-15 |

* Western Athletic Conference (WAC) game

2002 (2-10, 1-7 WAC/T9TH) - GARY NORD, HEAD COACH

| TEAMS | SCORE | DATE | FIRST DOWNS | - RUSHING - ATT. | YARDS | -PASSING- COM-ATT-INT-TD | YARDS | -PASSING- PLAYS | TOTAL OFFENSE | FUM. | PEN. | TIME POSS. | AVG. POS. | THIRD DOWNS |
|--------------------|---------|----------|----------------|---------------------|-------|-----------------------------|-------|--------------------|------------------|------|--------|---------------|--------------|----------------|
| @ UTEP | W 42-12 | 8/31/02 | 24 | 52 | 300 | 15-34-1-2 | 143 | 86 | 443 | 0-0 | 5-45 | 34:54 | U40 | 12-20 |
| Sacramento State | | 30,536 | 11 | 30 | 87 | 13-28-1-1 | 141 | 58 | 228 | 4-1 | 6-44 | 25:06 | S28 | 6-17 |
| UTEP | L 17-77 | 9/7/02 | 19 | 41 | 220 | 12-26-0-2 | 151 | 67 | 371 | 2-2 | 6-32 | 33:17 | U23 | 3-13 |
| @ Kentucky | | 59,213 | 27 | 44 | 364 | 12-19-0-5 | 227 | 63 | 591 | 2-1 | 5-40 | 26:43 | K47 | 10-12 |
| UTEP | L 0-68 | 9/14/02 | 12 | 41 | 93 | 10-32-3-0 | 126 | 73 | 219 | 3-2 | 8-77 | 32:39 | U25 | 4-17 |
| @ #2 Oklahoma | | 74,468 | 27 | 39 | 215 | 19-32-0-3 | 334 | 71 | 549 | 0-0 | 7-65 | 27:12 | O36 | 7-14 |
| @ UTEP | L 6-31 | 9/21/02 | 22 | 50 | 114 | 12-37-4-0 | 151 | 87 | 265 | 0-0 | 6-70 | 38:28 | U29 | 8-23 |
| Hawaii* | | 35,170 | 16 | 25 | 125 | 15-38-1-3 | 244 | 63 | 369 | 1-1 | 11-115 | 21:32 | H34 | 6-16 |
| UTEP | L 24-58 | 9/28/02 | 24 | 35 | 157 | 19-44-4-1 | 303 | 79 | 460 | 2-2 | 6-60 | 28:52 | U29 | 7-16 |
| @ San Jose State* | | 10,416 | 25 | 37 | 179 | 25-36-1-3 | 330 | 73 | 509 | 1-1 | 9-96 | 31:08 | S34 | 5-12 |
| UTEP | L 14-49 | 10/5/02 | 18 | 36 | 114 | 19-26-2-1 | 213 | 62 | 327 | 1-1 | 11-71 | 29:00 | U22 | 2-10 |
| @ New Mexico State | | 30,605 | 26 | 52 | 286 | 10-16-0-2 | 189 | 68 | 475 | 0-0 | 6-55 | 31:00 | N38 | 5-12 |
| @ UTEP | W 38-35 | 10/19/02 | 20 | 39 | 209 | 12-27-0-2 | 177 | 66 | 386 | 2-2 | 11-65 | 26:18 | U29 | 9-16 |
| Rice* | | 32,392 | 24 | 59 | 225 | 8-16-0-2 | 172 | 75 | 397 | 1-1 | 8-59 | 33:42 | R29 | 7-15 |
| UTEP | L 0-20 | 10/26/02 | 11 | 40 | 116 | 12-27-3-0 | 94 | 67 | 210 | 5-3 | 7-65 | 22:08 | U35 | 3-15 |
| @ Tulsa* | | 12,317 | 19 | 52 | 210 | 12-23-1-2 | 97 | 75 | 307 | 3-1 | 6-42 | 36:58 | T37 | 8-19 |
| @ UTEP | L 3-58 | 11/2/02 | 16 | 54 | 204 | 6-23-4-0 | 46 | 77 | 250 | 2-0 | 5-38 | 36:26 | U22 | 5-19 |
| Boise State* | | 21,689 | 21 | 42 | 237 | 10-20-0-3 | 233 | 62 | 470 | 1-1 | 8-89 | 23:34 | B45 | 5-8 |
| UTEP | L 17-23 | 11/9/02 | 12 | 37 | 125 | 10-23-0-1 | 141 | 60 | 266 | 1-1 | 5-49 | 24:54 | U27 | 4-15 |
| @ Nevada* | | 13,721 | 26 | 36 | 109 | 30-54-2-2 | 325 | 90 | 434 | 3-0 | 2-10 | 35:06 | N32 | 10-21 |
| @ UTEP | L 35-42 | 11/16/02 | 17 | 35 | 45 | 19-36-0-4 | 352 | 71 | 397 | 3-2 | 4-37 | 27:21 | U25 | 6-18 |
| SMU* | | 21,765 | 19 | 41 | 110 | 16-27-1-3 | 238 | 68 | 348 | 3-1 | 6-53 | 32:39 | S42 | 6-16 |
| UTEP | L 24-38 | 11/23/02 | 26 | 48 | 149 | 24-40-0-0 | 248 | 88 | 397 | 1-1 | 5-35 | 33:48 | U33 | 8-19 |
| @ Louisiana Tech* | | 9,267 | 27 | 23 | 184 | 29-43-3-1 | 421 | 66 | 605 | 1-0 | 11-94 | 26:12 | L27 | 6-11 |

* Western Athletic Conference (WAC) game



JOHNNIE LEE HIGGINS JR. (2003-06)

T YEARLY RESULTS

2003 (2-11, 1-7 WAC/9th) – GARY NORD, HEAD COACH

| TEAMS | SCORE | DATE | FIRST DOWNS | - RUSHING - ATT. | - RUSHING - YARDS | -PASSING- COM-ATT-INT-TD | -PASSING- YARDS | -PASSING- PLAYS | TOTAL OFFENSE | FUM. | PEN. | TIME POSS. | AVG. POS. | THIRD DOWNS |
|--------------------|---------|----------|-------------|------------------|-------------------|--------------------------|-----------------|-----------------|---------------|------|--------|------------|-----------|-------------|
| UTEP | L 7-42 | 8/30/03 | 18 | 33 | 71 | 21-43-1-0 | 204 | 76 | 275 | 2-2 | 9-55 | 28:53 | U29 | 7-18 |
| @ Arizona | | 40,264 | 18 | 43 | 217 | 14-26-2-2 | 229 | 69 | 446 | 0-0 | 2-20 | 31:07 | A31 | 8-16 |
| @ UTEP | L 13-34 | 9/6/03 | 14 | 36 | 115 | 13-25-2-2 | 141 | 61 | 256 | 3-3 | 4-30 | 24:45 | U29 | 5-14 |
| Cal Poly | | 26,224 | 21 | 53 | 222 | 12-21-0-2 | 239 | 74 | 461 | 2-1 | 4-27 | 35:15 | C30 | 3-14 |
| @ UTEP | L 0-34 | 9/13/03 | 15 | 44 | 124 | 15-40-2-0 | 137 | 84 | 261 | 5-3 | 3-38 | 31:33 | U33 | 8-22 |
| San Diego State | | 18,195 | 14 | 34 | 137 | 18-29-0-0 | 180 | 63 | 317 | 3-2 | 6-41 | 28:27 | S35 | 2-14 |
| UTEP | L 14-42 | 9/20/03 | 19 | 43 | 189 | 10-27-2-0 | 111 | 70 | 300 | 1-1 | 6-44 | 30:33 | U25 | 7-15 |
| @ Louisville | | 40,205 | 23 | 42 | 191 | 18-28-0-2 | 246 | 70 | 437 | 1-1 | 7-65 | 29:27 | L35 | 10-15 |
| @ UTEP | W 59-14 | 9/27/03 | 23 | 52 | 226 | 14-25-2-2 | 176 | 77 | 402 | 2-1 | 9-74 | 34:37 | U43 | 6-15 |
| Sam Houston State | | 17,211 | 17 | 38 | 116 | 13-30-2-0 | 147 | 68 | 263 | 6-4 | 12-88 | 25:23 | S29 | 5-14 |
| UTEP | W 21-19 | 10/4/03 | 20 | 40 | 232 | 8-17-0-2 | 190 | 66 | 422 | 1-0 | 11-81 | 30:09 | U23 | 3-12 |
| @ SMU* | | 21,412 | 20 | 36 | 118 | 14-30-1-0 | 195 | 66 | 313 | 3-2 | 10-68 | 29:51 | S36 | 5-15 |
| @ UTEP | L 35-38 | 10/11/03 | 21 | 38 | 250 | 18-33-2-0 | 285 | 71 | 535 | 1-0 | 10-79 | 29:02 | U27 | 5-13 |
| Louisiana Tech* | | 28,144 | 27 | 39 | 165 | 22-40-0-2 | 328 | 79 | 493 | 1-1 | 7-65 | 30:58 | L37 | 5-15 |
| UTEP | L 15-31 | 10/25/03 | 28 | 54 | 244 | 14-31-1-0 | 170 | 85 | 414 | 5-2 | 11-89 | 35:57 | U23 | 7-17 |
| @ Hawaii* | | 40,136 | 24 | 11 | 37 | 27-54-1-3 | 426 | 65 | 463 | 1-0 | 8-80 | 24:03 | H31 | 2-10 |
| @ UTEP | L 28-56 | 11/1/03 | 20 | 31 | 73 | 26-43-3-2 | 287 | 75 | 360 | 1-0 | 6-46 | 31:28 | U31 | 4-17 |
| Tulsa* | | 17,095 | 19 | 45 | 287 | 15-22-1-2 | 219 | 67 | 506 | 0-0 | 7-65 | 28:32 | T36 | 6-13 |
| @ UTEP | L 41-69 | 11/8/03 | 26 | 42 | 281 | 23-40-4-2 | 349 | 82 | 630 | 4-0 | 14-117 | 30:20 | U20 | 8-15 |
| San Jose State* | | 18,095 | 31 | 33 | 117 | 29-41-0-7 | 547 | 74 | 664 | 1-1 | 5-45 | 29:40 | S39 | 3-11 |
| UTEP | L 21-51 | 11/15/03 | 17 | 37 | 101 | 18-33-2-1 | 211 | 70 | 312 | 2-1 | 6-60 | 30:04 | U29 | 6-16 |
| @ #24 Boise State* | | 24,513 | 28 | 45 | 256 | 16-34-1-2 | 218 | 79 | 474 | 0-0 | 6-65 | 29:56 | B38 | 7-14 |
| UTEP | L 14-45 | 11/22/03 | 16 | 42 | 167 | 14-26-1-0 | 185 | 68 | 352 | 2-2 | 13-89 | 29:08 | U28 | 8-17 |
| @ Rice* | | 10,465 | 26 | 64 | 450 | 4-9-1-0 | 48 | 73 | 498 | 2-1 | 5-45 | 30:52 | R39 | 5-14 |
| @ UTEP | L 20-23 | 11/29/03 | 12 | 41 | 128 | 13-26-1-1 | 124 | 67 | 252 | 1-1 | 7-62 | 29:56 | U40 | 6-16 |
| Fresno State* | | 15,101 | 23 | 41 | 168 | 22-31-2-2 | 325 | 72 | 493 | 2-1 | 7-60 | 30:04 | F28 | 5-13 |

* Western Athletic Conference (WAC) game

2004 (8-4, 6-2 WAC/2nd) – MIKE PRICE, HEAD COACH

| TEAMS | SCORE | DATE | FIRST DOWNS | - RUSHING - ATT. | - RUSHING - YARDS | -PASSING- COM-ATT-INT-TD | -PASSING- YARDS | -PASSING- PLAYS | TOTAL OFFENSE | FUM. | PEN. | TIME POSS. | AVG. POS. | THIRD DOWNS |
|-------------------|---------------|----------|-------------|------------------|-------------------|--------------------------|-----------------|-----------------|---------------|------|--------|------------|-----------|-------------|
| UTEP | L 9-41 | 9/2/04 | 17 | 31 | 87 | 21-44-4-0 | 196 | 75 | 283 | 1-1 | 8-75 | 27:29 | U26 | 3-18 |
| @ Arizona State | | 57,528 | 26 | 42 | 131 | 23-44-1-4 | 356 | 86 | 487 | 2-0 | 6-75 | 32:31 | A35 | 5-16 |
| @ UTEP | W 32-0 | 9/11/04 | 30 | 54 | 276 | 18-29-0-0 | 223 | 83 | 499 | 1-0 | 7-60 | 34:25 | U29 | 5-14 |
| Weber State | | 34,229 | 8 | 25 | 34 | 9-26-1-0 | 78 | 51 | 112 | 1-1 | 5-24 | 25:35 | W25 | 3-14 |
| @ UTEP | L 31-47 | 9/18/04 | 16 | 28 | 56 | 16-33-2-2 | 235 | 61 | 291 | 2-0 | 2-15 | 24:34 | U35 | 3-11 |
| #23 Boise State* | | 33,921 | 29 | 49 | 175 | 26-37-2-2 | 392 | 86 | 567 | 5-2 | 11-92 | 35:26 | B31 | 7-12 |
| @ UTEP | W 45-0 | 10/2/04 | 22 | 58 | 266 | 15-20-0-3 | 179 | 78 | 445 | 3-1 | 2-26 | 36:35 | U41 | 10-17 |
| New Mexico State | | 46,123 | 9 | 32 | 116 | 9-28-2-0 | 110 | 60 | 226 | 2-1 | 7-76 | 23:25 | N25 | 3-14 |
| UTEP | W 24-21 | 10/9/04 | 11 | 37 | 92 | 12-23-0-1 | 185 | 60 | 277 | 2-2 | 6-39 | 25:03 | U26 | 4-14 |
| @ Fresno State* | | 40,407 | 16 | 39 | 195 | 20-36-2-1 | 126 | 75 | 321 | 3-0 | 8-85 | 34:57 | F31 | 7-19 |
| @ UTEP | W 51-20 | 10/16/04 | 28 | 42 | 173 | 28-45-4-5 | 317 | 87 | 490 | 1-0 | 6-56 | 32:24 | U38 | 9-15 |
| Hawaii* | | 44,381 | 27 | 14 | 77 | 32-65-2-2 | 359 | 79 | 436 | 4-2 | 1-5 | 27:36 | H21 | 2-13 |
| UTEP | W 44-27 | 10/23/04 | 13 | 40 | 150 | 17-30-0-4 | 259 | 70 | 409 | 4-2 | 7-44 | 34:49 | U41 | 5-16 |
| @ Louisiana Tech* | | 18,103 | 15 | 40 | 192 | 9-28-3-0 | 151 | 68 | 343 | 1-1 | 6-45 | 25:11 | L25 | 1-14 |
| UTEP | W 38-20 | 10/30/04 | 14 | 31 | 144 | 17-23-1-2 | 228 | 54 | 372 | 0-0 | 8-78 | 24:29 | U36 | 4-10 |
| @ San Jose State* | | 28,867 | 24 | 49 | 132 | 15-29-2-0 | 173 | 78 | 305 | 4-3 | 2-10 | 35:31 | S33 | 4-15 |
| @ UTEP | W 35-28 (2OT) | 11/13/04 | 16 | 28 | 83 | 19-28-1-3 | 191 | 56 | 274 | 2-2 | 9-60 | 22:33 | U27 | 4-11 |
| Rice* | | 43,507 | 28 | 79 | 312 | 6-14-1-1 | 97 | 93 | 409 | 4-2 | 9-86 | 37:27 | R39 | 7-19 |
| @ UTEP | W 57-27 | 11/20/04 | 26 | 40 | 165 | 23-32-1-5 | 363 | 72 | 528 | 0-0 | 7-63 | 32:11 | U34 | 4-10 |
| SMU* | | 45,095 | 18 | 32 | 122 | 21-33-1-2 | 234 | 65 | 356 | 3-0 | 10-102 | 27:49 | S32 | 6-13 |
| UTEP | L 35-37 | 11/27/04 | 26 | 38 | 181 | 21-44-3-2 | 312 | 82 | 493 | 2-1 | 8-72 | 26:56 | U32 | 7-16 |
| @ Tulsa* | | 10,977 | 15 | 54 | 207 | 9-15-1-0 | 76 | 69 | 283 | 1-0 | 6-78 | 33:04 | T44 | 4-16 |
| UTEP | L 28-33 | 12/29/04 | 19 | 27 | 34 | 22-42-2 | 328 | 69 | 362 | 1-1 | 4-43 | 22:51 | U21 | 5-13 |
| Colorado+ | | 27,235 | 23 | 44 | 157 | 24-33-0 | 333 | 77 | 490 | 0-0 | 10-83 | 37:09 | C33 | 4-15 |

+ 2004 EV1.net Houston Bowl | * Western Athletic Conference (WAC) game



JORDAN PALMER (2003-06)



T YEARLY RESULTS

2005 (8-4, 5-3 C-USA/2ND) – MIKE PRICE, HEAD COACH

| TEAMS | SCORE | DATE | FIRST DOWNS | - RUSHING - ATT. | YARDS | -PASSING- COM-ATT-INT-TD | -PASSING- YARDS | PLAYS | TOTAL OFFENSE | FUM. | PEN. | TIME POSS. | AVG. POS. | THIRD DOWNS |
|----------------|---------------|----------|----------------|---------------------|-------|-----------------------------|--------------------|-------|------------------|------|--------|---------------|--------------|----------------|
| UTEP | W 34-17 | 9/3/05 | 16 | 35 | 97 | 17-33-0-3 | 204 | 68 | 301 | 1-1 | 6-68 | 27:47 | U45 | 4-14 |
| @ NMSU | | 30,343 | 22 | 24 | (-17) | 38-62-3-2 | 347 | 86 | 330 | 1-1 | 5-34 | 31:30 | N27 | 7-19 |
| @ UTEP | W 44-41 (2OT) | 9/16/05 | 27 | 32 | 174 | 26-51-2-3 | 379 | 83 | 553 | 2-2 | 12-104 | 29:15 | U38 | 2-14 |
| Houston* | | 45,558 | 26 | 42 | 183 | 32-50-5-5 | 331 | 92 | 514 | 1-1 | 15-116 | 30:45 | H27 | 6-18 |
| @ UTEP | W 21-13 | 9/24/05 | 16 | 31 | 70 | 16-31-1-1 | 178 | 62 | 248 | 1-0 | 4-30 | 26:22 | U22 | 8-16 |
| New Mexico | | 50,425 | 17 | 43 | 149 | 15-25-1-0 | 136 | 68 | 285 | 3-0 | 4-22 | 33:38 | N28 | 6-15 |
| UTEP | L 20-27 | 10/1/05 | 30 | 25 | 74 | 23-53-3-1 | 431 | 78 | 505 | 4-3 | 5-45 | 23:56 | U24 | 3-14 |
| @ Memphis* | | 30,053 | 17 | 51 | 252 | 13-21-0-1 | 122 | 72 | 374 | 2-0 | 11-121 | 36:04 | M32 | 4-16 |
| UTEP | W 45-21 | 10/14/05 | 17 | 35 | 149 | 22-32-0-3 | 278 | 67 | 427 | 0-0 | 9-100 | 30:04 | U33 | 8-16 |
| @ Tulane* | | 13,153 | 19 | 26 | 48 | 30-56-0-3 | 381 | 82 | 429 | 3-3 | 7-51 | 29:56 | T23 | 11-22 |
| @ UTEP | W 31-3 | 10/22/05 | 22 | 38 | 194 | 17-26-1-3 | 215 | 64 | 409 | 3-2 | 9-53 | 27:50 | U28 | 6-13 |
| Marshall* | | 51,500 | 16 | 41 | 215 | 13-30-1-0 | 125 | 71 | 340 | 1-0 | 7-66 | 32:10 | M30 | 2-15 |
| UTEP | W 38-31 | 10/29/05 | 19 | 30 | 145 | 24-30-2-3 | 387 | 60 | 532 | 1-1 | 15-155 | 24:57 | U22 | 8-12 |
| @ Rice* | | 9,326 | 27 | 65 | 272 | 9-19-0-1 | 108 | 84 | 380 | 3-1 | 7-63 | 35:03 | R35 | 5-17 |
| @ UTEP | W 41-38 | 11/5/05 | 24 | 30 | 95 | 25-34-2-2 | 340 | 64 | 435 | 1-1 | 3-20 | 26:39 | U26 | 6-12 |
| Tulsa* | | 49,160 | 20 | 38 | 139 | 23-40-1-1 | 263 | 78 | 402 | 3-2 | 3-15 | 33:21 | T36 | 12-19 |
| @ UTEP | W 45-0 | 11/12/05 | 25 | 36 | 162 | 21-29-0-4 | 306 | 65 | 468 | 1-0 | 4-35 | 28:27 | U39 | 2-9 |
| Texas Southern | | 42,784 | 10 | 39 | 105 | 7-16-0-0 | 41 | 55 | 146 | 1-0 | 6-40 | 31:33 | T23 | 3-15 |
| @ UTEP | L 23-35 | 11/19/05 | 30 | 43 | 148 | 33-52-3-2 | 337 | 95 | 485 | 3-1 | 9-82 | 32:10 | U31 | 14-22 |
| UAB* | | 47,987 | 22 | 45 | 189 | 11-17-1-4 | 184 | 62 | 373 | 1-1 | 5-50 | 27:50 | A35 | 5-13 |
| UTEP | L 27-40 | 11/26/05 | 28 | 32 | 95 | 27-46-4-3 | 360 | 78 | 455 | 4-3 | 4-32 | 26:01 | U23 | 7-15 |
| @ SMU* | | 17,194 | 21 | 46 | 229 | 18-32-0-3 | 211 | 78 | 440 | 3-0 | 13-112 | 33:59 | S40 | 5-18 |
| UTEP | L 13-45 | 12/21/05 | 16 | 28 | 63 | 17-41-2-1 | 192 | 69 | 255 | 1-0 | 4-45 | 27:55 | U30 | 6-18 |
| Toledo+ | | 35,422 | 25 | 39 | 164 | 19-32-2-5 | 304 | 71 | 468 | 1-1 | 9-80 | 32:05 | T35 | 7-12 |

+ 2005 GMAC Bowl | * Conference USA (C-USA) game

2006 (5-7, 3-5 C-USA/5TH WEST DIVISION) – MIKE PRICE, HEAD COACH

| TEAMS | SCORE | DATE | FIRST DOWNS | - RUSHING - ATT. | YARDS | -PASSING- COM-ATT-INT-TD | -PASSING- YARDS | PLAYS | TOTAL OFFENSE | FUM. | PEN. | TIME POSS. | AVG. POS. | THIRD DOWNS |
|------------------|---------------|----------|----------------|---------------------|-------|-----------------------------|--------------------|-------|------------------|------|-------|---------------|--------------|----------------|
| UTEP | W, 34-27 | 8/31/06 | 12 | 19 | 30 | 20-29-4-3 | 213 | 48 | 243 | 1-0 | 0-0 | 22:28 | U40 | 5-10 |
| @ SDSU | | 34,723 | 22 | 46 | 109 | 24-30-2-0 | 275 | 76 | 384 | 4-1 | 5-39 | 37:32 | S30 | 9-19 |
| @ UTEP | L, 35-38 (OT) | 9/9/06 | 26 | 26 | 120 | 35-52-2-4 | 375 | 78 | 495 | 0-0 | 8-84 | 30:09 | U25 | 6-14 |
| #24 Texas Tech | | 51,827 | 29 | 18 | 103 | 40-53-1-2 | 376 | 71 | 479 | 0-0 | 9-80 | 29:51 | T29 | 5-12 |
| UTEP | L, 13-26 | 9/23/06 | 16 | 23 | 30 | 26-37-0-1 | 211 | 60 | 241 | 2-1 | 5-26 | 28:27 | U27 | 6-15 |
| @ New Mexico | | 34,069 | 20 | 45 | 193 | 11-19-1-2 | 96 | 64 | 289 | 1-0 | 3-25 | 31:33 | N36 | 9-14 |
| @ UTEP | W, 44-38 | 9/9/06 | 20 | 27 | 123 | 18-26-2-3 | 414 | 53 | 537 | 3-1 | 9-82 | 26:55 | U28 | 2-7 |
| New Mexico State | | 51,500 | 33 | 23 | 67 | 48-731-4 | 506 | 96 | 573 | 2-1 | 6-50 | 33:05 | N34 | 8-17 |
| @ UTEP | W, 24-21 | 10/7/06 | 21 | 39 | 89 | 26-37-1-2 | 298 | 76 | 387 | 2-1 | 6-55 | 38:02 | U34 | 8-18 |
| SMU* | | 41,258 | 7 | 23 | 58 | 10-20-3-2 | 132 | 43 | 190 | 1-1 | 7-43 | 21:58 | S24 | 0-11 |
| @ UTEP | W, 34-20 | 10/14/06 | 18 | 36 | 135 | 24-33-0-3 | 230 | 69 | 365 | 1-0 | 10-80 | 36:27 | U30 | 6-16 |
| Tulane* | | 35,930 | 31 | 26 | 192 | 31-54-2-0 | 289 | 80 | 481 | 3-3 | 8-82 | 23:33 | T27 | 3-12 |
| UTEP | L, 17-34 | 10/21/06 | 13 | 23 | 30 | 19-30-1-0 | 206 | 53 | 236 | 0-0 | 5-35 | 25:52 | U28 | 5-13 |
| @ Houston* | | 18,154 | 24 | 42 | 204 | 20-30-1-2 | 208 | 72 | 412 | 0-0 | 4-30 | 34:08 | H37 | 10-16 |
| UTEP | L, 20-30 | 10/27/06 | 12 | 18 | 40 | 21-37-1-1 | 253 | 55 | 293 | 2-0 | 6-62 | 23:08 | U29 | 3-13 |
| @ Tulsa* | | 28,074 | 18 | 46 | 154 | 16-23-1-1 | 176 | 69 | 330 | 3-1 | 5-59 | 36:52 | T33 | 8-16 |
| @ UTEP | L, 31-37 | 11/4/06 | 17 | 18 | 73 | 16-34-1-4 | 315 | 52 | 388 | 0-0 | 9-87 | 23:09 | U33 | 4-10 |
| Rice* | | 42,685 | 30 | 48 | 238 | 19-26-0-3 | 233 | 74 | 471 | 2-1 | 6-43 | 36:51 | R23 | 7-12 |
| UTEP | W, 36-17 | 11/10/06 | 20 | 22 | 1 | 25-40-0-5 | 455 | 62 | 456 | 1-1 | 4-30 | 29:39 | U29 | 5-12 |
| @ UAB* | | 13,806 | 15 | 31 | 94 | 16-27-2-1 | 266 | 58 | 360 | 1-1 | 9-75 | 30:21 | A30 | 3-10 |
| UTEP | L, 21-49 | 11/18/06 | 20 | 21 | 15 | 34-48-3-1 | 386 | 69 | 401 | 6-2 | 7-70 | 29:27 | U25 | 2-10 |
| @ Marshall* | | 20,783 | 17 | 48 | 259 | 5-15-1-1 | 135 | 63 | 394 | 2-1 | 7-74 | 30:33 | M48 | 5-11 |
| @ UTEP | L, 19-38 | 11/25/06 | 17 | 16 | 5 | 26-44-2-2 | 398 | 60 | 403 | 2-2 | 4-40 | 25:48 | U23 | 3-12 |
| Memphis* | | 31,462 | 16 | 43 | 158 | 16-26-0-0 | 218 | 69 | 376 | 0-0 | 5-41 | 34:12 | M41 | 5-14 |

* Conference USA (C-USA) game



TREVOR VITTATOE (2007-10)

YEARLY RESULTS

2007 (4-8, 2-6 C-USA/5TH WEST DIVISION) - MIKE PRICE, HEAD COACH

| TEAMS | SCORE | DATE | FIRST DOWNS | - RUSHING - ATT. | - YARDS | -PASSING- COM-ATT-INT-TD | YARDS | -PASSING- PLAYS | TOTAL OFFENSE | FUM. | PEN. | TIME POSS. | AVG. POS. | THIRD DOWNS |
|--------------------|--------------|----------|-------------|------------------|---------|--------------------------|-------|-----------------|---------------|------|--------|------------|-----------|-------------|
| @ UTEP | W 10-6 | 9/1/07 | 12 | 25 | 114 | 8-25-1-0 | 81 | 50 | 195 | 3-0 | 6-40 | 21:37 | U25 | 3-12 |
| New Mexico | 43-326 | | 23 | 51 | 193 | 25-40-0-0 | 190 | 91 | 383 | 1-0 | 9-80 | 38:23 | N29 | 9-22 |
| UTEP | L 31-45 | 9/8/07 | 21 | 46 | 224 | 14-28-0-2 | 216 | 74 | 431 | 4-1 | 9-81 | 32:13 | U31 | 11-18 |
| @ Texas Tech | 52-403 | | 34 | 21 | 77 | 48-64-1-4 | 484 | 85 | 561 | 2-2 | 7-57 | 27:7 | T23 | 6-10 |
| UTEP | L 24-29 | 9/15/07 | 13 | 29 | 79 | 16-28-1-1 | 266 | 57 | 345 | 1-1 | 9-72 | 27:14 | U29 | 6-14 |
| @ New Mexico State | 30-343 | | 25 | 32 | 113 | 36-48-1-3 | 434 | 80 | 547 | 1-1 | 3-15 | 32:46 | N32 | 10-17 |
| @ UTEP | W 52-12 | 9/22/07 | 21 | 36 | 206 | 15-30-0-3 | 243 | 66 | 449 | 1-1 | 8-99 | 24:45 | U41 | 4-12 |
| Texas Southern | 35-336 | | 16 | 27 | 95 | 21-43-4-2 | 189 | 70 | 284 | 2-1 | 10-83 | 32:05 | T25 | 3-15 |
| UTEP | W 48-45 (OT) | 9/29/07 | 32 | 52 | 308 | 18-36-2-2 | 250 | 88 | 558 | 1-0 | 9-100 | 34:16 | U31 | 7-13 |
| @ SMU* | 16-464 | | 29 | 45 | 2557 | 15-29-1-2 | 259 | 74 | 516 | 3-1 | 4-34 | 25:44 | S39 | 7-13 |
| @ UTEP | W 48-47 | 10/6/07 | 28 | 48 | 219 | 23-29-0-4 | 351 | 77 | 570 | 2-1 | 4-40 | 31:47 | U30 | 7-14 |
| Tulsa* | 35-676 | | 29 | 43 | 239 | 27-45-2-2 | 409 | 88 | 648 | 3-1 | 8-85 | 28:13 | T27 | 8-15 |
| @ UTEP | L 42-45 (OT) | 10/13/07 | 31 | 37 | 133 | 40-57-1-3 | 456 | 94 | 589 | 2-2 | 8-94 | 36:12 | U29 | 8-19 |
| East Carolina* | 41-365 | | 24 | 32 | 208 | 19-34-4-2 | 299 | 66 | 507 | 0-0 | 5-87 | 23:48 | E29 | 4-11 |
| @ UTEP | L 31-34 | 10/27/07 | 17 | 37 | 193 | 11-26-0-4 | 176 | 63 | 369 | 1-1 | 4-25 | 30:30 | U30 | 5-13 |
| Houston* | 35-116 | | 28 | 56 | 306 | 23-36-0-1 | 214 | 92 | 520 | 2-0 | 5-81 | 32:55 | H31 | 11-19 |
| UTEP | L 48-56 | 11/3/07 | 23 | 33 | 49 | 30-57-0-5 | 373 | 90 | 422 | 3-3 | 9-61 | 30:52 | U43 | 7-19 |
| @ Rice* | 12-313 | | 26 | 34 | 163 | 32-58-3-6 | 395 | 92 | 558 | 5-4 | 6-49 | 29:08 | R36 | 9-18 |
| UTEP | L 19-34 | 11/10/07 | 20 | 24 | 104 | 28-45-1-1 | 308 | 69 | 412 | 1-0 | 4-45 | 28:19 | U28 | 3-13 |
| @ Tulane* | 15-479 | | 19 | 45 | 208 | 16-23-0-2 | 277 | 68 | 485 | 1-0 | 5-40 | 31:41 | T32 | 7-15 |
| @ UTEP | L 30-56 | 11/17/07 | 21 | 30 | 124 | 19-42-1-2 | 290 | 72 | 414 | 1-1 | 11-90 | 27:36 | U27 | 6-15 |
| Southern Miss* | 28-592 | | 29 | 62 | 363 | 10-22-1-2 | 205 | 84 | 568 | 1-1 | 12-114 | 32:24 | S37 | 8-15 |
| UTEP | L 20-36 | 11/24/07 | 17 | 19 | 28 | 20-37-2-1 | 292 | 56 | 320 | 0-0 | 5-50 | 22:33 | U27 | 3-12 |
| @ UCF* | 41-967 | | 27 | 55 | 213 | 19-28-1-3 | 267 | 83 | 480 | 0-0 | 4-45 | 37:27 | F32 | 9-16 |

* Conference USA (C-USA) game

2008 (5-7, 4-4 C-USA/4TH WEST DIVISION) - MIKE PRICE, HEAD COACH

| TEAMS | SCORE | DATE | FIRST DOWNS | - RUSHING - ATT. | - YARDS | -PASSING- COM-ATT-INT-TD | YARDS | -PASSING- PLAYS | TOTAL OFFENSE | FUM. | PEN. | TIME POSS. | AVG. POS. | THIRD DOWNS |
|------------------|---------|----------|-------------|------------------|---------|--------------------------|-------|-----------------|---------------|------|-------|------------|-----------|-------------|
| UTEP | L 17-42 | 8/28/08 | 16 | 26 | 67 | 20-37-3-1 | 199 | 63 | 266 | 1-0 | 2-14 | 27:21 | U39 | 7-16 |
| @ Buffalo | 16-656 | | 23 | 50 | 263 | 10-16-0-4 | 221 | 66 | 484 | 2-2 | 6-60 | 32:39 | B35 | 7-10 |
| @ UTEP | L 13-42 | 9/6/08 | 23 | 31 | 145 | 25-46-0-1 | 267 | 77 | 412 | 1-1 | 11-97 | 36:41 | U22 | 7-17 |
| Texas | 53-415 | | 26 | 31 | 122 | 20-29-1-4 | 282 | 60 | 404 | 0-0 | 5-45 | 23:19 | T28 | 1-6 |
| @ UTEP | L 33-34 | 9/20/08 | 21 | 48 | 277 | 11-26-0-0 | 95 | 74 | 372 | 3-3 | 5-45 | 33:59 | U30 | 7-17 |
| NMSU | 42-930 | | 22 | 25 | 37 | 29-39-2-5 | 329 | 64 | 366 | 3-2 | 6-50 | 26:01 | N32 | 5-12 |
| @ UTEP | W 58-13 | 9/27/08 | 15 | 31 | 119 | 20-35-1-3 | 284 | 66 | 403 | 1-0 | 7-75 | 31:56 | U36 | 7-17 |
| UCF* | 33-339 | | 17 | 39 | 175 | 14-34-2-1 | 161 | 73 | 336 | 6-4 | 5-66 | 28:04 | UCF22 | 3-14 |
| UTEP | W 40-37 | 10/4/08 | 25 | 32 | 116 | 25-44-0-4 | 266 | 76 | 382 | 0-0 | 3-30 | 32:42 | U38 | 8-16 |
| @ Southern Miss* | 28-788 | | 26 | 45 | 277 | 21-37-1-2 | 264 | 82 | 541 | 1-0 | 8-95 | 27:18 | S34 | 10-16 |
| @ UTEP | W 24-21 | 10/11/08 | 20 | 34 | 156 | 21-32-0-3 | 296 | 66 | 452 | 2-1 | 7-100 | 31:14 | U22 | 7-14 |
| Tulane* | 33-121 | | 20 | 39 | 318 | 11-22-0-1 | 94 | 61 | 412 | 0-0 | 5-74 | 28:46 | T25 | 4-10 |
| UTEP | L 35-77 | 10/18/08 | 14 | 21 | 32 | 21-37-0-4 | 306 | 58 | 338 | 2-0 | 2-20 | 26:25 | U28 | 2-11 |
| @ Tulsa* | 21-873 | | 36 | 54 | 321 | 23-30-1-5 | 470 | 84 | 791 | 2-0 | 5-40 | 33:29 | T33 | 9-12 |
| @ UTEP | L 44-49 | 11/1/08 | 23 | 23 | 149 | 20-38-1-4 | 318 | 61 | 467 | 2-0 | 7-67 | 27:31 | U32 | 3-10 |
| Rice* | 30-702 | | 30 | 41 | 167 | 29-43-0-5 | 376 | 84 | 543 | 0-0 | 10-93 | 32:29 | R28 | 9-16 |
| UTEP | W 37-24 | 11/8/08 | 25 | 33 | 114 | 24-33-1-5 | 294 | 66 | 408 | 2-1 | 7-45 | 34:32 | U37 | 8-12 |
| @ La. Lafayette | 21-065 | | 18 | 35 | 199 | 14-25-3-1 | 185 | 60 | 384 | 1-1 | 3-18 | 25:28 | L22 | 5-9 |
| @ UTEP | W 36-10 | 11/15/08 | 24 | 44 | 134 | 21-34-0-3 | 410 | 78 | 544 | 1-0 | 8-80 | 36:40 | U31 | 4-14 |
| SMU* | 30-271 | | 14 | 20 | 64 | 13-36-4-1 | 137 | 56 | 201 | 2-2 | 6-48 | 23:20 | S35 | 3-13 |
| UTEP | L 37-42 | 11/22/08 | 25 | 33 | 102 | 27-45-0-4 | 362 | 78 | 464 | 1-0 | 5-41 | 33:01 | U29 | 6-13 |
| @ Houston* | 18-134 | | 32 | 32 | 220 | 41-51-0-3 | 480 | 83 | 700 | 1-1 | 8-62 | 26:59 | H26 | 6-14 |
| UTEP | L 21-53 | 11/28/08 | 16 | 15 | 57 | 23-41-3-2 | 313 | 56 | 370 | 1-0 | 10-79 | 21:14 | U30 | 4-11 |
| @ East Carolina* | 38-098 | | 26 | 53 | 231 | 19-28-0-2 | 244 | 81 | 475 | 1-1 | 4-41 | 38:46 | E48 | 12-18 |

*Conference USA (C-USA) game



DONALD BUCKRAM (2006-2010)

YEARLY RESULTS

NATHAN JEFFERY (2010-2014)



2009 (4-8, 3-5 C-USA/3RD WEST DIVISION) – MIKE PRICE, HEAD COACH

| TEAMS | SCORE | DATE | FIRST DOWNS | - RUSHING - ATT. | YARDS | -PASSING- COM-ATT-INT-TD | YARDS | -PASSING- PLAYS | TOTAL OFFENSE | FUM. | PEN. | TIME POSS. | AVG. POS. | THIRD DOWNS |
|--------------|--------------|----------|----------------|---------------------|-------|-----------------------------|-------|--------------------|------------------|------|--------|---------------|--------------|----------------|
| @ UTEP | L 17-23 | 9/5/09 | 18 | 29 | 139 | 27-46-0-0 | 233 | 61 | 372 | 0-0 | 10-80 | 28:18 | U29 | 6-12 |
| Buffalo | | | 35.213 | 24 | 42 | 12-19-0-1 | 159 | 75 | 309 | 3-0 | 12-101 | 31:42 | B28 | 7-15 |
| @ UTEP | L 7-34 | 9/12/09 | 7 | 20 | 4 | 17-29-1-1 | 204 | 49 | 208 | 1-0 | 13-137 | 25:19 | U20 | 1-11 |
| #24 Kansas | | | 31.885 | 26 | 42 | 27-43-1-1 | 321 | 85 | 576 | 2-1 | 6-48 | 34:41 | K37 | 9-18 |
| UTEP | W 38-12 | 9/19/09 | 21 | 34 | 156 | 15-33-0-0 | 182 | 67 | 338 | 0-0 | 6-45 | 29:33 | U39 | 9-14 |
| @ NMSU | | | 20.439 | 14 | 40 | 10-23-2-1 | 97 | 63 | 284 | 2-1 | 8-70 | 30:27 | N30 | 4-14 |
| UTEP | L 7-64 | 9/26/09 | 7 | 25 | 9 | 9-26-4-0 | 44 | 51 | 53 | 3-1 | 6-60 | 25:08 | U28 | 1-12 |
| @ #2 Texas | | | 101.144 | 32 | 42 | 33-41-1-3 | 335 | 83 | 639 | 2-2 | 5-49 | 34:52 | T46 | 7-14 |
| @ UTEP | W 58-41 | 10/3/09 | 26 | 41 | 305 | 19-30-0-2 | 276 | 71 | 581 | 1-0 | 11-102 | 31:26 | U30 | 6-11 |
| #12 Houston* | | | 26.793 | 42 | 27 | 51-76-0-5 | 536 | 103 | 664 | 2-2 | 6-50 | 28:34 | H28 | 7-17 |
| UTEP | L 20-35 | 10/10/09 | 23 | 27 | 123 | 21-40-2-2 | 319 | 67 | 442 | 2-1 | 6-37 | 24:59 | U23 | 2-12 |
| @ Memphis* | | | 18.284 | 25 | 49 | 19-33-1-3 | 216 | 82 | 486 | 1-0 | 10-77 | 35:01 | M35 | 10-18 |
| @ UTEP | W 28-24 | 10/21/09 | 18 | 33 | 175 | 17-38-2-1 | 271 | 71 | 446 | 1-0 | 3-23 | 31:36 | U29 | 9-17 |
| Tulsa* | | | 37.368 | 21 | 45 | 12-25-0-0 | 224 | 70 | 428 | 1-1 | 3-25 | 28:24 | T25 | 5-14 |
| @ UTEP | L 33-38 | 10/31/09 | 36 | 39 | 188 | 24-45-2-2 | 419 | 83 | 607 | 1-1 | 5-40 | 34:31 | U28 | 7-15 |
| UAB* | | | 23.063 | 18 | 41 | 9-16-0-3 | 141 | 57 | 375 | 0-0 | 8-89 | 25:29 | UAB39 | 4-10 |
| UTEP | L 38-45 (OT) | 11/7/09 | 25 | 47 | 260 | 12-26-0-1 | 226 | 73 | 486 | 3-0 | 7-71 | 27:32 | U34 | 7-13 |
| @ Tulane* | | | 16.791 | 26 | 40 | 24-37-0-3 | 278 | 77 | 445 | 1-0 | 9-73 | 32:28 | T37 | 11-17 |
| UTEP | L 31-35 | 11/14/09 | 28 | 42 | 231 | 23-41-1-2 | 396 | 83 | 627 | 1-0 | 8-68 | 33:48 | U22 | 7-14 |
| @ SMU* | | | 21.697 | 20 | 29 | 17-24-2-2 | 244 | 53 | 437 | 1-0 | 4-30 | 26:12 | S29 | 1-6 |
| UTEP | L 29-30 | 11/21/09 | 20 | 43 | 151 | 17-26-1-1 | 244 | 69 | 395 | 6-5 | 12-96 | 32:44 | U35 | 6-13 |
| @ Rice* | | | 10.116 | 16 | 49 | 8-17-1-0 | 55 | 66 | 227 | 2-0 | 8-75 | 25:16 | R37 | 5-14 |
| @ UTEP | W 52-21 | 11/28/09 | 26 | 21 | 72 | 28-42-0-5 | 517 | 63 | 589 | 1-0 | 3-30 | 27:17 | U32 | 3-10 |
| Marshall* | | | 19.736 | 27 | 33 | 25-47-3-3 | 347 | 80 | 493 | 0-0 | 7-82 | 34:43 | M23 | 11-17 |

*Conference USA (C-USA) game

2010 (6-7, 3-5 C-USA/4TH WEST DIVISION) – MIKE PRICE, HEAD COACH

| TEAMS | SCORE | DATE | FIRST DOWNS | - RUSHING - ATT. | YARDS | -PASSING- COM-ATT-INT-TD | YARDS | -PASSING- PLAYS | TOTAL OFFENSE | FUM. | PEN. | TIME POSS. | AVG. POS. | THIRD DOWNS |
|---------------------|---------|----------|----------------|---------------------|-------|-----------------------------|-------|--------------------|------------------|------|--------|---------------|--------------|----------------|
| @ UTEP | W 31-10 | 9/4/10 | 28 | 40 | 234 | 17-28-1-0 | 229 | 68 | 463 | 2-1 | 4-42 | 32:15 | U35 | 8-13 |
| Arkansas-Pine Bluff | | | 30.029 | 14 | 26 | 20-33-2-1 | 202 | 59 | 278 | 1-0 | 6-50 | 27:45 | A20 | 5-13 |
| UTEP | L 24-54 | 9/10/10 | 24 | 21 | 100 | 30-55-0-3 | 340 | 76 | 440 | 2-1 | 11-93 | 32:11 | U33 | 9-16 |
| @ Houston* | | | 32.119 | 32 | 42 | 24-34-1-1 | 348 | 76 | 656 | 1-1 | 6-54 | 27:49 | H30 | 9-11 |
| @ UTEP | W 42-10 | 9/18/10 | 25 | 35 | 249 | 19-32-0-5 | 246 | 67 | 495 | 2-0 | 4-35 | 33:19 | U33 | 9-14 |
| NMSU | | | 39.214 | 16 | 24 | 21-40-1-0 | 200 | 64 | 296 | 3-0 | 6-55 | 26:41 | N25 | 9-17 |
| @ UTEP | W 16-13 | 9/25/10 | 16 | 30 | 117 | 16-33-1-0 | 171 | 63 | 288 | 0-0 | 4-42 | 25:25 | U36 | 5-14 |
| Memphis* | | | 29.785 | 21 | 40 | 20-30-2-1 | 144 | 70 | 288 | 0-0 | 5-31 | 34:35 | M27 | 8-16 |
| UTEP | W 38-20 | 10/2/10 | 24 | 40 | 169 | 21-39-0-3 | 266 | 79 | 435 | 3-2 | 5-40 | 30:54 | U36 | 8-16 |
| @ New Mexico | | | 22.511 | 15 | 31 | 18-32-2-0 | 139 | 63 | 237 | 2-1 | 6-32 | 29:06 | N28 | 3-13 |
| @ UTEP | W 44-24 | 10/9/10 | 23 | 35 | 136 | 19-33-0-3 | 327 | 68 | 463 | 1-0 | 6-50 | 30:30 | U27 | 6-12 |
| Rice* | | | 28.955 | 20 | 38 | 23-38-0-3 | 201 | 76 | 342 | 4-0 | 9-94 | 29:30 | R27 | 6-17 |
| UTEP | L 6-21 | 10/16/10 | 15 | 23 | 60 | 15-33-3-0 | 169 | 56 | 229 | 1-0 | 8-50 | 27:36 | U28 | 4-13 |
| @ UAB* | | | 11.756 | 25 | 42 | 20-28-0-3 | 272 | 70 | 500 | 4-2 | 7-63 | 32:24 | UAB27 | 8-13 |
| @ UTEP | L 24-34 | 10/23/10 | 18 | 31 | 184 | 10-24-2-1 | 102 | 55 | 286 | 3-1 | 4-38 | 24:35 | U34 | 6-12 |
| Tulane* | | | 25.007 | 26 | 51 | 19-35-1-2 | 201 | 86 | 461 | 0-0 | 4-30 | 35:25 | T31 | 10-19 |
| UTEP | L 12-16 | 10/30/10 | 23 | 36 | 87 | 22-42-1-1 | 229 | 78 | 316 | 4-1 | 9-71 | 34:43 | U37 | 10-18 |
| @ Marshall* | | | 24.740 | 17 | 34 | 13-26-0-1 | 138 | 60 | 313 | 0-0 | 8-67 | 25:17 | M30 | 2-11 |
| @ UTEP | W 28-14 | 11/6/10 | 22 | 34 | 118 | 18-29-0-3 | 201 | 63 | 319 | 0-0 | 5-52 | 29:29 | U31 | 7-13 |
| SMU* | | | 23.127 | 21 | 24 | 28-45-0-1 | 255 | 69 | 359 | 0-0 | 10-118 | 30:31 | S22 | 6-14 |
| UTEP | L 21-58 | 11/13/10 | 16 | 25 | 117 | 18-28-2-1 | 238 | 53 | 355 | 1-1 | 7-73 | 23:56 | U29 | 4-11 |
| @ #14 Arkansas | | | 67.330 | 31 | 41 | 23-31-0-5 | 251 | 72 | 577 | 0-0 | 5-34 | 36:04 | A35 | 8-10 |
| UTEP | L 28-31 | 11/20/10 | 18 | 40 | 223 | 9-23-1-0 | 140 | 63 | 363 | 0-0 | 3-30 | 28:29 | U31 | 5-14 |
| @ Tulsa* | | | 16.547 | 28 | 50 | 19-34-0-2 | 325 | 84 | 543 | 1-1 | 4-45 | 31:31 | T32 | 8-15 |
| UTEP | L 24-52 | 12/18/10 | 13 | 22 | (-12) | 14-33-3-3 | 245 | 55 | 233 | 0-0 | 7-52 | 21:44 | U37 | 3-12 |
| BYU+ | | | 32.424 | 28 | 50 | 26-36-2-4 | 295 | 86 | 514 | 1-0 | 6-54 | 38:16 | B36 | 9-16 |

+ 2010 New Mexico Bowl | *Conference USA (C-USA) game

T YEARLY RESULTS

2011 (5-7, 2-6 C-USA/5TH WEST DIVISION) – MIKE PRICE, HEAD COACH

| TEAMS | SCORE | DATE | FIRST DOWNS | - RUSHING - ATT. | - YARDS | -PASSING- COM-ATT-INT-TD | YARDS | -PASSING- PLAYS | TOTAL OFFENSE | FUM. | PEN. | TIME POSS. | AVG. POS. | THIRD DOWNS |
|----------------|--------------|----------|----------------|---------------------|---------|-----------------------------|-------|--------------------|------------------|------|-------|---------------|--------------|----------------|
| @ UTEP | W 31-24 (OT) | 9/3/11 | 19 | 23 | 36 | 24-38-3-2 | 365 | 61 | 401 | 2-2 | 5-29 | 26:42 | U31 | 5-11 |
| Stony Brook | | 28,752 | 24 | 43 | 231 | 16-29-0-1 | 179 | 72 | 410 | 0-0 | 3-22 | 33:18 | S20 | 4-13 |
| UTEP | L 17-28 | 9/10/11 | 20 | 26 | 30 | 24-47-0-1 | 276 | 73 | 306 | 3-1 | 3-29 | 31:47 | U32 | 9-19 |
| @ SMU* | | 26,691 | 16 | 27 | 146 | 18-31-0-1 | 244 | 58 | 390 | 2-2 | 9-79 | 28:13 | S27 | 6-12 |
| UTEP | W 16-10 | 9/17/11 | 18 | 42 | 185 | 9-28-0-1 | 124 | 70 | 309 | 2-1 | 10-97 | 31:43 | U36 | 1-12 |
| @ NMSU | | 19,751 | 21 | 29 | 16 | 20-37-1-0 | 242 | 66 | 258 | 4-2 | 7-50 | 28:17 | N26 | 3-13 |
| UTEP | L 24-52 | 9/24/11 | 19 | 32 | 95 | 27-42-2-3 | 244 | 74 | 339 | 0-0 | 6-51 | 35:58 | U33 | 5-17 |
| @ #18 USF | | 39,628 | 25 | 45 | 373 | 15-24-2-0 | 202 | 69 | 575 | 0-0 | 8-67 | 24:02 | USF26 | 6-11 |
| @ UTEP | L 42-49 | 9/29/11 | 30 | 41 | 321 | 19-29-3-1 | 267 | 70 | 538 | 3-1 | 2-15 | 31:55 | U23 | 3-9 |
| Houston* | | 24,111 | 27 | 31 | 251 | 30-46-2-0 | 471 | 77 | 710 | 0-0 | 8-85 | 28:05 | H22 | 4-13 |
| UTEP | W 44-7 | 10/15/11 | 16 | 43 | 266 | 7-17-1-2 | 124 | 60 | 390 | 1-1 | 1-10 | 29:29 | U38 | 3-12 |
| @ Tulane* | | 16,690 | 16 | 24 | 128 | 21-48-0-4 | 237 | 72 | 365 | 0-0 | 4-33 | 30:31 | T24 | 6-17 |
| @ UTEP | W 31-17 | 10/22/11 | 18 | 36 | 340 | 8-15-1-1 | 116 | 51 | 456 | 1-1 | 7-89 | 24:02 | U26 | 3-9 |
| Colorado State | | 31,797 | 18 | 43 | 93 | 19-33-0-1 | 162 | 76 | 255 | 1-1 | 5-40 | 35:58 | C39 | 4-16 |
| @ UTEP | L 13-31 | 10/29/11 | 14 | 27 | 68 | 21-35-0-1 | 194 | 62 | 262 | 1-1 | 5-37 | 32:25 | U23 | 6-15 |
| Southern Miss* | | 24,906 | 22 | 42 | 360 | 17-31-3-1 | 190 | 73 | 450 | 0-0 | 5-65 | 27:35 | S29 | 9-17 |
| UTEP | L 37-41 | 11/5/11 | 14 | 21 | 98 | 16-29-3-2 | 294 | 50 | 392 | 0-0 | 4-25 | 21:37 | U36 | 4-10 |
| @ Rice* | | 14,372 | 30 | 47 | 222 | 33-46-3-0 | 449 | 93 | 671 | 0-0 | 5-30 | 38:23 | R25 | 13-20 |
| @ UTEP | W 22-17 | 11/12/11 | 23 | 44 | 241 | 20-29-0-0 | 188 | 73 | 429 | 2-2 | 4-34 | 31:58 | U37 | 6-13 |
| East Carolina* | | 25,571 | 15 | 34 | 121 | 18-34-1-2 | 133 | 68 | 254 | 0-0 | 5-40 | 28:02 | E27 | 7-16 |
| @ UTEP | L 28-57 | 11/19/11 | 28 | 42 | 163 | 26-46-0-2 | 266 | 88 | 429 | 3-0 | 6-66 | 35:38 | U30 | 8-15 |
| Tulsa* | | 23,849 | 24 | 33 | 200 | 21-27-3-1 | 300 | 60 | 500 | 1-1 | 4-60 | 24:22 | T28 | 6-7 |
| UTEP | L 14-31 | 11/25/11 | 19 | 33 | 66 | 24-44-1-1 | 249 | 77 | 315 | 2-0 | 2-10 | 32:58 | U24 | 10-20 |
| @ UCF* | | 21,127 | 22 | 36 | 249 | 14-18-1-1 | 211 | 54 | 460 | 1-1 | 1-5 | 27:02 | UCF34 | 4-7 |

*Conference USA (C-USA) game

2012 (3-9, 2-6 C-USA/T5TH WEST DIVISION) – MIKE PRICE, HEAD COACH

| TEAMS | SCORE | DATE | FIRST DOWNS | - RUSHING - ATT. | - YARDS | -PASSING- COM-ATT-INT-TD | YARDS | -PASSING- PLAYS | TOTAL OFFENSE | FUM. | PEN. | TIME POSS. | AVG. POS. | THIRD DOWNS |
|------------------|---------|----------|----------------|---------------------|---------|-----------------------------|-------|--------------------|------------------|------|--------|---------------|--------------|----------------|
| @ UTEP | L 7-24 | 9/1/12 | 12 | 36 | 207 | 7-26-0-0 | 48 | 62 | 255 | 2-0 | 6-28 | 28:23 | U21 | 3-16 |
| #4 Oklahoma | | 40,137 | 19 | 37 | 205 | 21-36-0-2 | 222 | 73 | 427 | 3-0 | 7-55 | 31:37 | O34 | 5-16 |
| UTEP | L 10-28 | 9/8/12 | 17 | 30 | 37 | 27-40-1-1 | 274 | 70 | 311 | 2-0 | 8-70 | 32:23 | U38 | 5-15 |
| @ Ole Miss | | 53,133 | 25 | 46 | 332 | 16-23-0-3 | 206 | 69 | 538 | 4-3 | 3-30 | 27:37 | M17 | 7-12 |
| @ UTEP | W 41-28 | 9/15/12 | 27 | 37 | 177 | 23-36-0-4 | 310 | 73 | 487 | 1-0 | 12-129 | 30:28 | U33 | 5-12 |
| NMSU | | 32,933 | 29 | 35 | 112 | 20-47-1-3 | 290 | 82 | 402 | 0-0 | 10-55 | 29:32 | N23 | 5-16 |
| UTEP | L 26-37 | 9/22/12 | 20 | 33 | 77 | 22-39-0-2 | 259 | 72 | 336 | 1-1 | 10-56 | 31:20 | U26 | 5-18 |
| @ Wisconsin | | 79,806 | 21 | 40 | 213 | 12-17-1-1 | 210 | 57 | 423 | 2-1 | 6-64 | 28:40 | W34 | 2-8 |
| UTEP | L 18-28 | 9/29/12 | 17 | 36 | 151 | 10-30-3-1 | 151 | 66 | 302 | 1-1 | 3-24 | 27:02 | U28 | 2-13 |
| @ East Carolina* | | 47,817 | 25 | 39 | 217 | 28-40-3-1 | 258 | 79 | 475 | 2-1 | 7-56 | 32:58 | E36 | 7-14 |
| @ UTEP | L 0-17 | 10/6/12 | 13 | 30 | 107 | 16-39-3-0 | 178 | 69 | 285 | 0-0 | 2-25 | 22:55 | U22 | 5-15 |
| SMU* | | 34,073 | 22 | 36 | 138 | 22-44-1-1 | 234 | 80 | 372 | 1-0 | 3-25 | 37:05 | S33 | 8-19 |
| UTEP | L 11-33 | 10/11/12 | 26 | 33 | 31 | 27-42-1-1 | 376 | 75 | 407 | 2-2 | 3-25 | 29:32 | U22 | 3-14 |
| @ Tulsa* | | 18,961 | 20 | 54 | 281 | 13-23-0-0 | 198 | 77 | 479 | 2-1 | 4-38 | 30:28 | T25 | 8-17 |
| @ UTEP | W 24-20 | 10/20/12 | 25 | 40 | 217 | 20-30-0-2 | 228 | 70 | 445 | 1-1 | 2-25 | 30:17 | U30 | 8-13 |
| Tulane* | | 23,234 | 24 | 24 | 77 | 28-44-0-2 | 363 | 68 | 440 | 4-1 | 4-25 | 29:43 | T20 | 5-11 |
| UTEP | L 35-45 | 10/27/12 | 26 | 53 | 193 | 21-38-4-3 | 301 | 91 | 494 | 5-2 | 6-59 | 39:27 | U30 | 13-20 |
| @ Houston* | | 27,433 | 19 | 36 | 165 | 16-30-0-2 | 174 | 66 | 339 | 2-2 | 3-40 | 20:33 | H45 | 4-12 |
| @ UTEP | L 24-31 | 11/10/12 | 17 | 53 | 267 | 5-11-1-0 | 79 | 64 | 346 | 4-3 | 2-20 | 30:12 | U35 | 5-13 |
| UCF* | | 25,483 | 20 | 41 | 188 | 16-28-0-1 | 214 | 69 | 402 | 1-1 | 2-22 | 27:52 | UCF33 | 7-15 |
| UTEP | W 34-33 | 11/17/12 | 16 | 42 | 170 | 10-18-0-0 | 189 | 60 | 359 | 1-0 | 2-20 | 30:13 | U39 | 7-14 |
| @ Southern Miss* | | 23,757 | 19 | 38 | 158 | 16-22-1-2 | 374 | 60 | 532 | 0-0 | 6-63 | 29:47 | S21 | 4-10 |
| @ UTEP | L 24-33 | 11/24/12 | 17 | 32 | 148 | 10-27-0-2 | 295 | 59 | 443 | 2-0 | 2-20 | 22:28 | U27 | 1-11 |
| Rice* | | 20,384 | 25 | 55 | 246 | 21-30-0-0 | 207 | 85 | 453 | 2-2 | 1-15 | 37:32 | R31 | 11-19 |

*Conference USA (C-USA) game

2013 (2-10, 1-7 C-USA/7TH WEST DIVISION) – SEAN KUGLER, HEAD COACH

| TEAMS | SCORE | DATE | FIRST DOWNS | - RUSHING - ATT. | - YARDS | -PASSING- COM-ATT-INT-TD | YARDS | -PASSING- PLAYS | TOTAL OFFENSE | FUM. | PEN. | TIME POSS. | AVG. POS. | THIRD DOWNS |
|---------------------|----------|----------|----------------|---------------------|---------|-----------------------------|-------|--------------------|------------------|------|------|---------------|--------------|----------------|
| @ UTEP | L 35-42 | 9/7/13 | 23 | 47 | 283 | 15-20-0-1 | 119 | 67 | 402 | 0-0 | 4-30 | 28:04 | U31 | 6-12 |
| New Mexico | | 34,907 | 25 | 57 | 395 | 4-7-0-0 | 88 | 64 | 483 | 1-1 | 3-30 | 31:56 | N30 | 2-9 |
| UTEP | W 42-21 | 9/14/13 | 29 | 56 | 293 | 18-28-1-1 | 253 | 84 | 546 | 1-1 | 4-25 | 41:53 | U27 | 10-17 |
| @ NM State | | 18,366 | 15 | 19 | 99 | 14-26-2-3 | 299 | 45 | 308 | 2-2 | 3-33 | 18:07 | N27 | 1-7 |
| @ UTEP | L 13-32 | 9/21/13 | 13 | 29 | 99 | 17-31-0-0 | 119 | 60 | 218 | 0-0 | 4-50 | 26:07 | U38 | 6-15 |
| UTSA* | | 30,004 | 19 | 35 | 181 | 18-24-0-1 | 204 | 59 | 385 | 0-0 | 6-29 | 33:53 | V21 | 6-12 |
| UTEP | L 42-59 | 9/28/13 | 28 | 47 | 132 | 26-43-0-5 | 365 | 90 | 497 | 3-1 | 6-39 | 35:55 | U26 | 10-19 |
| @ Colorado State | | 19,517 | 25 | 34 | 250 | 18-29-0-4 | 341 | 63 | 591 | 1-1 | 6-62 | 24:05 | H32 | 7-11 |
| @ UTEP | L 35-38 | 10/5/13 | 22 | 45 | 203 | 18-33-1-3 | 237 | 78 | 440 | 1-0 | 6-51 | 33:27 | U27 | 7-18 |
| Louisiana Tech* | | 24,926 | 24 | 50 | 353 | 10-20-0-0 | 110 | 70 | 463 | 2-2 | 2-21 | 26:33 | L32 | 6-13 |
| @ UTEP | L, 20-34 | 10/12/13 | 20 | 47 | 222 | 12-30-2-1 | 166 | 77 | 388 | 0-0 | 1-15 | 29:54 | U40 | 7-17 |
| Tulsa* | | 22,158 | 22 | 46 | 204 | 14-17-0-2 | 226 | 63 | 430 | 1-1 | 0-0 | 30:06 | T23 | 6-13 |
| UTEP | L 7-45 | 10/26/13 | 17 | 55 | 248 | 7-12-1-1 | 116 | 67 | 364 | 3-2 | 3-19 | 32:30 | U20 | 5-14 |
| @ Rice* | | 15,355 | 21 | 47 | 265 | 8-20-0-4 | 259 | 67 | 524 | 1-0 | 6-43 | 27:30 | R36 | 7-14 |
| UTEP | L 7-57 | 11/2/13 | 10 | 44 | 127 | 9-17-3-0 | 71 | 61 | 198 | 3-1 | 3-35 | 36:06 | U24 | 4-15 |
| @ #12 Texas A&M | | 87,126 | 25 | 30 | 234 | 21-30-0-4 | 330 | 60 | 564 | 5-1 | 4-34 | 23:54 | H34 | 2-8 |
| UTEP | L 7-41 | 11/9/13 | 13 | 42 | 56 | 14-20-1-1 | 128 | 62 | 184 | 1-0 | 5-40 | 33:06 | U25 | 4-16 |
| @ North Texas* | | 26,119 | 22 | 43 | 317 | 10-24-0-1 | 154 | 67 | 471 | 1-0 | 6-35 | 26:54 | N27 | 5-13 |
| @ UTEP | W 33-10 | 11/16/13 | 16 | 53 | 327 | 3-7-0-1 | 80 | 60 | 407 | 0-0 | 3-33 | 34:21 | U35 | 3-13 |
| FIU* | | 29,882 | 11 | 31 | 95 | 9-24-0-1 | 105 | 55 | 200 | 3-1 | 2-20 | 25:39 | F25 | 3-13 |
| UTEP | L 3-45 | 11/23/13 | 13 | 33 | 49 | 16-27-1-0 | 183 | 60 | 232 | 2-2 | 6-47 | 29:07 | U21 | 8-17 |
| @ Tulane* | | 19,771 | 26 | 43 | 277 | 16-25-0-4 | 205 | 68 | 482 | 0-0 | 4-35 | 30:53 | T34 | 10-14 |
| UTEP | L 17-48 | 11/30/13 | 14 | 36 | 177 | 14-24-0-0 | 122 | 60 | 299 | 2-1 | 3-25 | 28:48 | U25 | 5-14 |
| @ Middle Tennessee* | | 11,560 | 27 | 48 | 304 | 19-27-1-2 | 325 | 75 | 629 | 0-0 | 2-20 | 31:12 | M30 | 11-16 |

*Conference USA (C-USA) game



YEARLY RESULTS

2014 (7-6, 5-3 C-USA/2ND WEST DIVISION) – SEAN KUGLER, HEAD COACH

| TEAMS | SCORE | DATE | FIRST DOWNS | - RUSHING - ATT. | YARDS | -PASSING- COM-ATT-INT-TD | YARDS | -PASSING- PLAYS | TOTAL OFFENSE | FUM. | PEN. | TIME POSS. | AVG. POS. | THIRD DOWNS |
|--------------------|---------|----------|----------------|---------------------|-------|-----------------------------|-------|--------------------|------------------|------|-------|---------------|--------------|----------------|
| UTEP | W 31-24 | 8/30/14 | 20 | 44 | 330 | 11-22-0 | 116 | 66 | 446 | 0-0 | 2-10 | 31:13 | U33 | 7-14 |
| @ New Mexico | | 25,802 | 20 | 52 | 410 | 5-9-1 | 67 | 61 | 477 | 2-2 | 3-25 | 28:47 | N21 | 3-11 |
| @ UTEP | L 26-30 | 9/6/14 | 24 | 53 | 268 | 9-26-0 | 116 | 79 | 384 | 2-0 | 5-40 | 39:00 | U28 | 6-16 |
| Texas Tech | | 35,422 | 20 | 28 | 226 | 17-31-0 | 278 | 59 | 504 | 1-1 | 10-90 | 21:00 | T25 | 4-11 |
| @ UTEP | W 42-24 | 9/13/14 | 26 | 58 | 344 | 13-16-1 | 126 | 74 | 470 | 0-0 | 5-43 | 39:26 | U32 | 7-10 |
| NM State | | 32,979 | 20 | 21 | 90 | 23-41-2 | 335 | 62 | 425 | 1-0 | 4-17 | 20:34 | N25 | 5-12 |
| UTEP | L 28-58 | 9/27/14 | 10 | 31 | 59 | 18-28-0 | 201 | 59 | 260 | 1-0 | 5-40 | 31:28 | U30 | 4-14 |
| @ #25 Kansas State | | 52,899 | 16 | 37 | 188 | 13-19-0 | 263 | 56 | 451 | 2-1 | 6-55 | 28:32 | H39 | 2-8 |
| UTEP | L 3-55 | 10/4/14 | 12 | 36 | 81 | 15-28-3 | 143 | 64 | 224 | 2-2 | 5-22 | 32:35 | V35 | 5-17 |
| @ La Tech* | | 18,157 | 19 | 43 | 256 | 7-17-1 | 187 | 60 | 443 | 2-1 | 4-35 | 27:25 | H42 | 5-11 |
| @ UTEP | W 42-35 | 10/11/14 | 23 | 52 | 313 | 17-26-0 | 152 | 78 | 465 | 2-0 | 8-58 | 41:26 | U34 | 10-16 |
| Old Dominion* | | 25,509 | 16 | 28 | 161 | 13-25-0 | 196 | 53 | 357 | 1-0 | 4-35 | 18:34 | O26 | 4-10 |
| UTEP | W 34-0 | 10/25/14 | 15 | 46 | 160 | 12-18-0 | 191 | 64 | 351 | 0-0 | 6-50 | 39:12 | V36 | 7-16 |
| @ UTSA* | | 31,956 | 2 | 26 | 38 | 6-20-1 | 32 | 46 | 70 | 3-1 | 4-29 | 20:48 | H22 | 1-14 |
| @ UTEP | W 35-14 | 11/1/14 | 15 | 42 | 107 | 10-23-0 | 127 | 65 | 234 | 2-1 | 4-20 | 33:18 | U36 | 5-16 |
| Southern Miss* | | 24,673 | 17 | 27 | 93 | 20-47-2 | 309 | 74 | 402 | 5-3 | 9-95 | 26:42 | S26 | 5-19 |
| UTEP | L 27-35 | 11/8/14 | 19 | 46 | 236 | 9-22-1 | 158 | 68 | 394 | 0-0 | 5-37 | 36:33 | U35 | 8-16 |
| @ WKU* | | 18,472 | 17 | 21 | 64 | 23-34-0 | 324 | 55 | 388 | 1-0 | 3-24 | 23:27 | W23 | 6-12 |
| @ UTEP | W 35-17 | 11/15/14 | 18 | 46 | 351 | 8-11-0 | 87 | 57 | 438 | 1-1 | 6-67 | 33:00 | U29 | 7-12 |
| North Texas* | | 24,222 | 13 | 30 | 100 | 15-27-1 | 101 | 57 | 201 | 1-0 | 5-25 | 27:00 | N26 | 6-15 |
| UTEP | L 13-31 | 11/21/14 | 12 | 25 | 53 | 17-30-0 | 209 | 55 | 262 | 2-2 | 3-20 | 28:09 | U28 | 3-12 |
| @ Rice* | | 18,164 | 17 | 42 | 165 | 10-22-1 | 227 | 64 | 392 | 0-0 | 12-95 | 31:51 | R35 | 7-15 |
| @ UTEP | W 24-21 | 11/29/14 | 20 | 48 | 250 | 7-13-1 | 106 | 61 | 356 | 2-0 | 3-32 | 32:34 | U21 | 7-13 |
| Middle Tennessee* | | 27,455 | 19 | 44 | 259 | 9-17-1 | 99 | 61 | 358 | 0-0 | 6-35 | 27:26 | M37 | 6-11 |
| UTEP | L 6-21 | 12/20/14 | 12 | 46 | 149 | 13-24-1 | 126 | 70 | 275 | 1-0 | 8-75 | 36:34 | U29 | 5-20 |
| Utah State+ | | 28,725 | 16 | 40 | 279 | 5-12-1 | 68 | 52 | 347 | 3-1 | 2-10 | 23:26 | S29 | 5-11 |

+ 2014 New Mexico Bowl | *Conference USA (C-USA) game

2015 (5-7, 3-5 C-USA/3RD WEST DIVISION) – SEAN KUGLER, HEAD COACH

| TEAMS | SCORE | DATE | FIRST DOWNS | - RUSHING - ATT. | YARDS | -PASSING- COM-ATT-INT-TD | YARDS | -PASSING- PLAYS | TOTAL OFFENSE | FUM. | PEN. | TIME POSS. | AVG. POS. | THIRD DOWNS |
|-------------------|--------------|----------|----------------|---------------------|-------|-----------------------------|-------|--------------------|------------------|------|--------|---------------|--------------|----------------|
| UTEP | L 13-48 | 9/5/15 | 13 | 34 | 58 | 14-19-1-0 | 146 | 53 | 204 | 3-2 | 2-15 | 30:41 | U24 | 7-14 |
| @ #18 Arkansas | | 67,708 | 18 | 34 | 182 | 14-20-0-4 | 308 | 54 | 490 | 0-0 | 6-68 | 29:19 | A44 | 5-11 |
| UTEP | L 20-69 | 9/12/15 | 18 | 46 | 227 | 19-31-0-1 | 187 | 77 | 414 | 2-2 | 8-80 | 40:15 | U22 | 6-18 |
| @ Texas Tech | | 54,090 | 29 | 30 | 229 | 23-42-0-4 | 445 | 72 | 674 | 1-0 | 4-38 | 19:45 | T36 | 5-11 |
| UTEP | W 50-47 (OT) | 9/19/15 | 27 | 44 | 269 | 25-34-1-3 | 273 | 78 | 542 | 1-1 | 11-90 | 35:38 | U26 | 7-15 |
| @ NM State | | 17,210 | 21 | 35 | 266 | 14-28-1-3 | 285 | 63 | 551 | 0-0 | 13-149 | 24:22 | N22 | 4-13 |
| @ UTEP | W 27-17 | 9/26/15 | 16 | 31 | 81 | 20-28-0-2 | 275 | 59 | 356 | 0-0 | 7-68 | 31:29 | U29 | 3-12 |
| Incarnate Word | | 22,322 | 15 | 29 | 119 | 18-32-2-2 | 295 | 67 | 414 | 1-1 | 3-30 | 28:31 | I26 | 6-16 |
| @ UTEP | L 6-25 | 10/3/15 | 14 | 22 | 59 | 23-50-4-1 | 216 | 72 | 275 | 2-1 | 2-26 | 25:44 | U31 | 4-17 |
| UTSA* | | 25,951 | 22 | 48 | 137 | 19-32-0-0 | 198 | 80 | 335 | 2-1 | 6-58 | 34:16 | S28 | 5-18 |
| UTEP | L 12-52 | 10/10/15 | 13 | 47 | 155 | 12-24-1-1 | 117 | 71 | 272 | 2-0 | 3-25 | 35:27 | U25 | 8-20 |
| @ FIU* | | 13,799 | 22 | 31 | 150 | 15-22-0-3 | 368 | 53 | 518 | 1-0 | 5-38 | 24:33 | F26 | 2-7 |
| @ UTEP | W 27-17 | 10/24/15 | 20 | 38 | 139 | 20-39-0-3 | 271 | 77 | 410 | 1-1 | 6-57 | 36:55 | U31 | 9-18 |
| Florida Atlantic* | | 22,468 | 15 | 30 | 146 | 14-23-1-0 | 263 | 53 | 365 | 2-2 | 5-60 | 23:05 | F30 | 4-10 |
| UTEP | L 13-34 | 10/31/15 | 16 | 32 | 101 | 16-32-0-0 | 197 | 64 | 298 | 2-0 | 6-55 | 31:29 | U28 | 9-17 |
| @ Southern Miss* | | 25,581 | 24 | 36 | 246 | 23-33-0-4 | 277 | 69 | 523 | 2-1 | 4-41 | 28:31 | S24 | 8-15 |
| @ UTEP | W 24-21 | 11/6/15 | 19 | 34 | 161 | 18-36-0-2 | 231 | 70 | 392 | 4-1 | 3-16 | 33:24 | U19 | 7-15 |
| Rice* | | 23,031 | 16 | 30 | 96 | 14-28-0-2 | 230 | 58 | 326 | 3-0 | 5-42 | 26:36 | R27 | 6-13 |
| UTEP | L 21-31 | 11/14/15 | 19 | 30 | 112 | 21-38-2-3 | 193 | 68 | 305 | 1-0 | 3-27 | 31:07 | U31 | 6-16 |
| @ Old Dominion* | | 20,118 | 22 | 31 | 150 | 26-42-0-2 | 291 | 73 | 441 | 0-0 | 5-41 | 28:53 | O29 | 4-14 |
| @ UTEP | L 15-17 | 11/21/15 | 21 | 42 | 226 | 17-38-1-1 | 166 | 80 | 392 | 0-0 | 4-36 | 37:49 | U30 | 8-21 |
| LA Tech* | | 22,286 | 12 | 28 | 119 | 13-22-0-2 | 188 | 50 | 307 | 1-1 | 6-68 | 22:11 | L20 | 2-10 |
| UTEP | W 20-17 | 11/28/15 | 15 | 48 | 187 | 8-16-0-1 | 69 | 64 | 256 | 6-5 | 2-20 | 33:47 | U22 | 4-16 |
| @ North Texas* | | 8,305 | 10 | 31 | 129 | 10-29-1-0 | 76 | 60 | 205 | 2-1 | 10-120 | 26:13 | N37 | 4-16 |

*Conference USA (C-USA) game



AARON JONES (2013-2016)

T YEARLY RESULTS

2016 (4-8, 2-6 C-USA/T5TH WEST DIVISION) – SEAN KUGLER, HEAD COACH

| TEAMS | SCORE | DATE | FIRST DOWNS | ATT. | - RUSHING - YARDS | -PASSING- COM-ATT-INT-TD | -PASSING- YARDS | PLAYS | TOTAL OFFENSE | FUM. | PEN. | TIME POSS. | AVG. POS. | THIRD DOWNS |
|---------------------|--------------|----------|-------------|------|-------------------|--------------------------|-----------------|-------|---------------|------|--------|------------|-----------|-------------|
| @ UTEP | W 38-22 | 9/3/16 | 28 | 49 | 289 | 15-28-0 | 229 | 77 | 518 | 3-1 | 7-56 | 37:24 | U31 | 11-17 |
| NM State | 30-119 | 9/10/16 | 19 | 30 | 139 | 17-41-0 | 206 | 71 | 345 | 0-0 | 7-40 | 22:36 | N19 | 5-15 |
| UTEP | L 7-41 | 9/10/16 | 10 | 40 | 135 | 14-21-0 | 73 | 61 | 208 | 3-1 | 8-78 | 33:59 | U19 | 3-15 |
| @ #11 Texas | 92-863 | 9/17/16 | 23 | 47 | 171 | 23-28-0 | 245 | 75 | 416 | 1-1 | 10-115 | 26:01 | T38 | 3-12 |
| @ UTEP | L 14-66 | 9/17/16 | 10 | 19 | 88 | 12-23-1 | 166 | 42 | 254 | 1-1 | 7-58 | 18:20 | U27 | 3-9 |
| Army | 37-893 | 9/24/16 | 33 | 73 | 426 | 7-8-0 | 174 | 80 | 600 | 1-0 | 2-10 | 41:40 | A32 | 10-12 |
| @ UTEP | L 7-34 | 9/24/16 | 10 | 26 | 145 | 14-28-2 | 113 | 54 | 258 | 2-1 | 6-57 | 27:32 | U28 | 1-11 |
| Southern Miss* | 21-419 | 10/1/16 | 18 | 39 | 202 | 16-27-0 | 176 | 66 | 378 | 2-2 | 4-30 | 32:28 | S36 | 7-16 |
| UTEP | L 7-28 | 10/1/16 | 22 | 35 | 122 | 25-34-1 | 293 | 69 | 415 | 1-1 | 6-55 | 35:36 | U27 | 8-14 |
| @ LA Tech* | 22-101 | 10/8/16 | 19 | 22 | 196 | 19-28-0 | 191 | 50 | 387 | 1-0 | 2-12 | 24:24 | L15 | 5-9 |
| @ UTEP | L 21-35 | 10/8/16 | 16 | 25 | 149 | 17-39-1 | 191 | 63 | 340 | 0-0 | 3-30 | 24:06 | U31 | 4-14 |
| FIU* | 17-751 | 10/22/16 | 23 | 44 | 258 | 21-31-1 | 241 | 75 | 499 | 1-0 | 6-57 | 35:54 | F32 | 7-15 |
| UTEP | W 52-49 | 10/22/16 | 19 | 38 | 159 | 16-24-0 | 285 | 62 | 444 | 3-1 | 13-72 | 25:19 | U20 | 6-13 |
| @ UTSA* | (5OT) 23-633 | 10/29/16 | 29 | 52 | 278 | 21-37-1 | 247 | 89 | 525 | 0-0 | 7-65 | 34:41 | U32 | 9-19 |
| @ UTEP | L 21-31 | 10/29/16 | 24 | 35 | 132 | 22-37-1 | 205 | 72 | 337 | 1-1 | 2-10 | 34:01 | U27 | 4-14 |
| Old Dominion* | 19-254 | 11/5/16 | 15 | 30 | 131 | 14-22-1 | 262 | 52 | 393 | 0-0 | 5-52 | 25:59 | O32 | 1-8 |
| @ UTEP | W 42-10 | 11/5/16 | 27 | 44 | 323 | 16-22-0 | 191 | 66 | 514 | 0-0 | 1-5 | 34:40 | U26 | 6-11 |
| Houston Baptist | 15-977 | 11/12/16 | 12 | 32 | 137 | 8-27-0 | 90 | 59 | 227 | 0-0 | 2-28 | 25:20 | H28 | 5-16 |
| UTEP | L 31-35 | 11/12/16 | 21 | 40 | 237 | 13-19-1 | 118 | 59 | 355 | 0-0 | 7-59 | 33:10 | U33 | 5-10 |
| @ Florida Atlantic* | 9-122 | 11/19/16 | 26 | 36 | 243 | 20-27-2 | 233 | 63 | 476 | 2-1 | 5-45 | 26:50 | F26 | 5-10 |
| UTEP | L 24-44 | 11/19/16 | 13 | 18 | 63 | 19-34-1 | 169 | 52 | 232 | 0-0 | 5-51 | 25:58 | U26 | 3-12 |
| @ Rice* | 19-148 | 11/26/16 | 27 | 44 | 236 | 21-28-1 | 246 | 72 | 482 | 1-1 | 3-17 | 34:02 | R34 | 4-10 |
| @ UTEP | W 52-24 | 11/26/16 | 19 | 40 | 384 | 12-18-0 | 171 | 58 | 555 | 2-1 | 3-36 | 32:03 | U23 | 10-13 |
| North Texas* | 18-591 | 12/1/16 | 21 | 27 | 107 | 23-42-0 | 197 | 68 | 304 | 2-0 | 3-35 | 27:57 | N28 | 4-14 |

*Conference USA (C-USA) game

2017 (0-12, 0-8 C-USA/T5TH WEST DIVISION) – SEAN KUGLER/MIKE PRICE[^], HEAD COACH

| TEAMS | SCORE | DATE | FIRST DOWNS | ATT. | - RUSHING - YARDS | -PASSING- COM-ATT-INT-TD | -PASSING- YARDS | PLAYS | TOTAL OFFENSE | FUM. | PEN. | TIME POSS. | AVG. POS. | THIRD DOWNS |
|---------------------|---------|----------|-------------|------|-------------------|--------------------------|-----------------|-------|---------------|------|-------|------------|-----------|-------------|
| UTEP | L 7-56 | 9/2/17 | 11 | 21 | 73 | 16-27-0-0 | 94 | 48 | 167 | 1-1 | 5-50 | 25:24 | U28 | 4-12 |
| @ #7 Oklahoma | 86-076 | 9/9/17 | 35 | 38 | 180 | 32-36-0-4 | 496 | 74 | 676 | 0-0 | 5-60 | 34:36 | O25 | 4-7 |
| @ UTEP | L 7-41 | 9/9/17 | 12 | 24 | 26 | 18-33-0-1 | 203 | 57 | 229 | 1-1 | 2-15 | 25:38 | U20 | 4-14 |
| Rice* | 19-136 | 9/15/17 | 22 | 49 | 306 | 10-18-0-1 | 131 | 67 | 437 | 1-1 | 4-31 | 34:22 | R35 | 4-10 |
| @ UTEP | L 16-63 | 9/15/17 | 12 | 14 | 17 | 18-39-1-1 | 201 | 53 | 218 | 1-1 | 4-35 | 23:58 | U28 | 2-12 |
| Arizona | 22-133 | 9/23/17 | 29 | 65 | 326 | 20-23-0-3 | 175 | 88 | 501 | 1-1 | 3-20 | 36:02 | A39 | 8-15 |
| UTEP | L 14-41 | 9/23/17 | 15 | 36 | 135 | 10-34-5-0 | 92 | 70 | 227 | 0-0 | 9-67 | 30:25 | U26 | 2-15 |
| @ NM State | 17-546 | 9/30/17 | 21 | 29 | 179 | 26-43-1-2 | 283 | 72 | 462 | 1-1 | 11-88 | 29:35 | N31 | 9-17 |
| UTEP | L 21-35 | 9/30/17 | 16 | 37 | 152 | 9-18-0-1 | 110 | 55 | 262 | 1-0 | 5-50 | 28:27 | U24 | 5-12 |
| @ Army | 31-133 | 10/7/17 | 22 | 50 | 353 | 3-7-1-1 | 80 | 57 | 433 | 0-0 | 6-47 | 31:33 | A29 | 5-9 |
| @ UTEP | L 14-15 | 10/7/17 | 15 | 36 | 163 | 12-22-0-1 | 124 | 58 | 287 | 1-0 | 7-68 | 33:02 | U28 | 5-13 |
| WKU* | 20-418 | 10/14/17 | 18 | 33 | 74 | 24-37-0-0 | 208 | 70 | 282 | 1-0 | 6-49 | 26:58 | W27 | 7-17 |
| UTEP | L 0-24 | 10/14/17 | 6 | 22 | 17 | 14-28-1-0 | 130 | 50 | 147 | 3-2 | 5-45 | 24:48 | U26 | 6-15 |
| @ Southern Miss* | 21-970 | 10/28/17 | 20 | 45 | 202 | 16-27-2-1 | 221 | 72 | 423 | 2-1 | 10-94 | 35:12 | S34 | 9-16 |
| @ UTEP | L 14-31 | 10/28/17 | 10 | 26 | 110 | 8-29-2-0 | 133 | 55 | 243 | 0-0 | 4-51 | 25:35 | U27 | 4-14 |
| UTSA* | 19-456 | 11/4/17 | 22 | 42 | 205 | 18-30-1-1 | 188 | 72 | 393 | 1-1 | 8-47 | 34:25 | U31 | 5-12 |
| UTEP | L 3-30 | 11/4/17 | 6 | 32 | 89 | 10-23-0-0 | 48 | 55 | 137 | 0-0 | 6-60 | 30:07 | U29 | 2-16 |
| @ Middle Tennessee* | 11-411 | 11/11/17 | 18 | 36 | 210 | 13-30-1-3 | 190 | 66 | 400 | 0-0 | 9-92 | 29:53 | M30 | 6-16 |
| UTEP | L 10-45 | 11/11/17 | 15 | 32 | 100 | 16-32-1-0 | 131 | 64 | 231 | 0-0 | 7-59 | 31:38 | U23 | 4-15 |
| @ North Texas* | 26-108 | 11/18/17 | 27 | 39 | 259 | 23-35-0-4 | 213 | 74 | 472 | 1-1 | 4-40 | 28:22 | N31 | 8-13 |
| @ UTEP | L 21-42 | 11/25/17 | 18 | 36 | 164 | 11-25-2-2 | 246 | 61 | 410 | 1-1 | 9-65 | 27:36 | U27 | 3-11 |
| LA Tech* | 16-597 | 11/25/17 | 28 | 49 | 354 | 15-28-0-2 | 203 | 77 | 546 | 2-2 | 8-70 | 32:24 | L27 | 9-14 |
| UTEP | L 7-28 | 12/2/17 | 10 | 30 | 101 | 8-20-2-1 | 107 | 50 | 208 | 1-0 | 7-60 | 26:49 | U22 | 2-11 |
| @ UAB* | 14-505 | 12/9/17 | 23 | 45 | 175 | 15-25-0-2 | 159 | 70 | 334 | 0-0 | 3-40 | 33:11 | U33 | 10-16 |

[^] Kugler was head coach for the first five games; Price was head coach for the season's last seven games | *Conference USA (C-USA) game



ALVIN JONES (2013-2017)



YEAR-BY-YEAR TEAM STATS

| YEAR | TEAM | RECORD | G | RUSHING | | | PASSING | | | | TOTAL OFFENSE | | | FIRST DOWNS | | | FUMBLES | | PEN-YDS | | |
|------|------|--------|----|---------|-------|-----|---------|-----|-------|----|---------------|------|-------|-------------|-------|-----|---------|-----|---------|--------|---------|
| | | | | YARDS | AVG | ATT | COMP | INT | YARDS | TD | AVG | PCT | PLAYS | YARDS | AVG | R | PA | PN | | TOT | NO-LOSS |
| 1950 | UTEP | 7-3-0 | 10 | 523 | 277.3 | 153 | 62 | 13 | 997 | 12 | 99.7 | .405 | 676 | 3770 | 377.0 | 120 | 32 | 5 | 159 | 29-21 | 51-420 |
| | Opp | --- | 10 | 451 | 172.9 | 211 | 101 | 20 | 1582 | 11 | 158.2 | .479 | 662 | 3311 | 331.1 | 81 | 52 | 9 | 142 | 25-12 | 61-569 |
| 1951 | UTEP | 3-7-0 | 10 | 488 | 175.2 | 199 | 88 | 22 | 1028 | 8 | 102.8 | .442 | 687 | 2780 | 278.0 | 81 | 42 | 9 | 132 | 25-16 | 42-344 |
| | Opp | --- | 10 | 605 | 264.6 | 147 | 63 | 11 | 1048 | 9 | 104.8 | .429 | 753 | 3694 | 369.4 | 133 | 30 | 6 | 169 | 34-16 | 69-661 |
| 1952 | UTEP | 5-5-1 | 11 | 542 | 205.7 | 229 | 109 | 19 | 1640 | 15 | 149.1 | .476 | 771 | 3697 | 336.1 | 115 | 63 | 12 | 190 | 43-21 | 51-477 |
| | Opp | --- | 11 | 567 | 241.4 | 189 | 92 | 9 | 1373 | 7 | 124.8 | .487 | 756 | 3887 | 353.4 | 103 | 55 | 6 | 164 | 44-24 | 80-750 |
| 1953 | UTEP | 8-2-0 | 10 | 426 | 174.8 | 169 | 81 | 9 | 1045 | 7 | 116.1 | .479 | 595 | 2793 | 310.3 | 85 | 48 | 6 | 139 | 29-16 | 62-525 |
| | Opp | --- | 10 | 384 | 110.7 | 131 | 51 | 14 | 680 | 2 | 75.6 | .389 | 515 | 1787 | 198.6 | 54 | 28 | 7 | 89 | 29-18 | 50-439 |
| 1954 | UTEP | 8-3-0 | 11 | 559 | 253.3 | 136 | 58 | 13 | 751 | 6 | 75.1 | .426 | 695 | 3284 | 328.4 | 123 | 36 | 9 | 168 | 42-30 | 37-335 |
| | Opp | --- | 11 | 467 | 207.1 | 107 | 39 | 9 | 631 | 7 | 63.1 | .364 | 574 | 2702 | 270.2 | 97 | 24 | 5 | 126 | 34-25 | 56-457 |
| 1955 | UTEP | 6-2-2 | 10 | 418 | 168.9 | 122 | 53 | 9 | 840 | 7 | 84.0 | .434 | 540 | 2529 | 252.9 | 88 | 33 | 9 | 130 | 41-26 | 45-394 |
| | Opp | -- | 10 | 500 | 160.3 | 154 | 61 | 16 | 738 | 3 | 73.8 | .396 | 654 | 2341 | 234.1 | 99 | 32 | 7 | 138 | 36-17 | 52-508 |
| 1956 | UTEP | 9-2-0 | 11 | 570 | 270.0 | 108 | 41 | 10 | 868 | 8 | 86.8 | .380 | 678 | 3568 | 356.8 | 132 | 29 | 5 | 166 | 33-22 | 51-493 |
| | Opp | --- | 11 | 437 | 161.7 | 175 | 66 | 23 | 916 | 5 | 91.6 | .377 | 612 | 2533 | 253.3 | 91 | 37 | 9 | 137 | 38-16 | 40-455 |
| 1957 | UTEP | 6-3-0 | 9 | 434 | 179.2 | 87 | 39 | 6 | 572 | 10 | 63.6 | .448 | 521 | 2364 | 262.7 | 91 | 25 | 6 | 122 | 33-17 | 37-364 |
| | Opp | --- | 9 | 453 | 169.2 | 134 | 55 | 9 | 821 | 10 | 91.2 | .410 | 587 | 2463 | 273.7 | 86 | 35 | 4 | 125 | 23-10 | 48-461 |
| 1958 | UTEP | 3-7-0 | 10 | 379 | 132.6 | 136 | 48 | 11 | 610 | 2 | 61.0 | .353 | 515 | 1936 | 193.6 | 65 | 24 | 4 | 93 | 36-20 | 38-362 |
| | Opp | --- | 10 | 479 | 189.8 | 154 | 80 | 8 | 991 | 6 | 99.1 | .519 | 633 | 2889 | 288.9 | 92 | 43 | 5 | 140 | 29-14 | 61-579 |
| 1959 | UTEP | 3-7-0 | 10 | 482 | 184.4 | 220 | 105 | 13 | 1348 | 12 | 134.8 | .477 | 702 | 3192 | 319.2 | 103 | 65 | 9 | 187 | 43-19 | 40-382 |
| | Opp | --- | 10 | 450 | 203.4 | 154 | 75 | 12 | 1193 | 8 | 119.3 | .487 | 604 | 3227 | 322.7 | 90 | 60 | 7 | 157 | 28-14 | 51-496 |
| 1960 | UTEP | 4-5-1 | 10 | 413 | 168.8 | 233 | 105 | 10 | 1230 | 6 | 123.0 | .451 | 646 | 2918 | 291.8 | 88 | 62 | 9 | 159 | 29-13 | 22-201 |
| | Opp | --- | 10 | 447 | 221.0 | 157 | 65 | 15 | 935 | 8 | 93.5 | .414 | 604 | 3145 | 314.5 | 107 | 39 | 9 | 135 | 20-13 | 56-553 |
| 1961 | UTEP | 3-7-0 | 10 | 427 | 159.5 | 208 | 95 | 15 | 1227 | 11 | 122.7 | .457 | 635 | 2822 | 282.2 | 92 | 54 | 9 | 155 | 24-14 | 34-317 |
| | Opp | --- | 10 | 497 | 239.5 | 127 | 60 | 6 | 1189 | 10 | 118.9 | .472 | 624 | 3584 | 358.4 | 106 | 47 | 4 | 157 | 25-11 | 66-580 |
| 1962 | UTEP | 4-5-0 | 9 | 314 | 108.1 | 145 | 64 | 8 | 718 | 6 | 79.7 | .441 | 459 | 1799 | 199.9 | 63 | 39 | 8 | 110 | 30-12 | 35-273 |
| | Opp | --- | 9 | 400 | 187.1 | 92 | 35 | 9 | 505 | 4 | 56.1 | .380 | 492 | 2376 | 264.0 | 91 | 15 | 7 | 113 | 25-15 | 60-640 |
| 1963 | UTEP | 3-7-0 | 10 | 435 | 150.2 | 211 | 81 | 20 | 1053 | 4 | 105.3 | .384 | 646 | 2555 | 255.5 | 75 | 55 | 15 | 145 | 33-19 | 62-469 |
| | Opp | --- | 10 | 459 | 188.9 | 104 | 35 | 7 | 438 | 1 | 43.8 | .337 | 495 | 2337 | 233.7 | 86 | 20 | 9 | 115 | 32-18 | 57-426 |
| 1964 | UTEP | 0-8-2 | 11 | 405 | 125.6 | 156 | 54 | 15 | 897 | 3 | 89.7 | .346 | 561 | 2153 | 215.3 | 63 | 34 | 11 | 103 | 35-19 | 60-586 |
| | Opp | --- | 11 | 448 | 161.4 | 165 | 82 | 7 | 1422 | 6 | 142.2 | .497 | 613 | 3036 | 303.6 | 89 | 53 | 12 | 154 | 25-10 | 55-511 |
| 1965 | UTEP | 8-3-0 | 11 | 285 | 45.4 | 480 | 223 | 33 | 3426 | 24 | 342.6 | .465 | 765 | 3880 | 388.0 | 45 | 126 | 19 | 190 | 30-22 | 52-601 |
| | Opp | --- | 11 | 501 | 134.5 | 347 | 145 | 21 | 1580 | 12 | 158.0 | .418 | 848 | 2925 | 292.5 | 81 | 69 | 8 | 158 | 34-19 | 48-597 |
| 1966 | UTEP | 6-4-0 | 10 | 348 | 83.9 | 360 | 165 | 19 | 2410 | 24 | 241.0 | .458 | 708 | 3249 | 324.9 | 65 | 94 | 12 | 157 | 31-19 | 57-581 |
| | Opp | --- | 10 | 374 | 72.8 | 305 | 137 | 24 | 1769 | 18 | 176.9 | .449 | 679 | 2502 | 250.2 | 44 | 73 | 12 | 129 | 23-16 | 69-740 |
| 1967 | UTEP | 7-2-1 | 10 | 312 | 76.6 | 367 | 167 | 26 | 2710 | 28 | 301.1 | .455 | 679 | 3476 | 386.2 | 52 | 97 | 12 | 161 | 20-11 | 65-633 |
| | Opp | --- | 10 | 375 | 105.1 | 342 | 142 | 21 | 1679 | 11 | 166.6 | .415 | 717 | 2730 | 303.3 | 62 | 68 | 10 | 140 | 29-17 | 67-723 |
| 1968 | UTEP | 4-5-1 | 10 | 357 | 59.6 | 455 | 199 | 21 | 2884 | 20 | 288.4 | .437 | 812 | 3480 | 348.0 | 54 | 120 | 12 | 186 | 28-17 | 48-519 |
| | Opp | --- | 10 | 512 | 170.4 | 280 | 117 | 12 | 1938 | 13 | 193.8 | .418 | 792 | 3372 | 337.2 | 90 | 65 | 9 | 164 | 32-20 | 74-726 |
| 1969 | UTEP | 4-6-0 | 10 | 420 | 111.3 | 401 | 158 | 29 | 2225 | 6 | 222.5 | .394 | 821 | 3358 | 335.8 | 66 | 100 | 17 | 183 | 26-15 | 63-647 |
| | Opp | --- | 10 | 532 | 193.5 | 263 | 97 | 11 | 1285 | 10 | 128.5 | .369 | 795 | 3220 | 322.0 | 87 | 61 | 18 | 166 | 37-18 | 79-871 |
| 1970 | UTEP | 6-4-0 | 10 | 471 | 188.4 | 325 | 139 | 19 | 2139 | 10 | 213.9 | .428 | 796 | 4023 | 402.3 | 89 | 85 | 15 | 199 | 34-18 | 52-489 |
| | Opp | --- | 10 | 504 | 192.7 | 255 | 107 | 13 | 1473 | 13 | 147.3 | .420 | 759 | 3400 | 340.0 | 92 | 58 | 11 | 161 | 39-28 | 66-675 |
| 1971 | UTEP | 5-6-0 | 11 | 496 | 158.0 | 254 | 133 | 15 | 1499 | 6 | 136.3 | .524 | 750 | 3079 | 307.9 | 84 | 67 | 14 | 165 | 25-18 | 48-507 |
| | Opp | --- | 11 | 591 | 246.7 | 270 | 132 | 23 | 1516 | 7 | 137.8 | .470 | 861 | 3983 | 362.1 | 134 | 77 | 9 | 220 | 25-11 | 74-736 |
| 1972 | UTEP | 2-8-0 | 10 | 401 | 123.7 | 323 | 169 | 12 | 2164 | 10 | 216.4 | .523 | 724 | 3401 | 340.1 | 77 | 96 | 18 | 191 | 34-24 | 59-536 |
| | Opp | --- | 10 | 615 | 307.7 | 137 | 69 | 10 | 1117 | 9 | 111.7 | .504 | 752 | 4194 | 419.4 | 142 | 42 | 10 | 194 | 31-19 | 85-754 |
| 1973 | UTEP | 0-11-0 | 11 | 482 | 123.6 | 259 | 114 | 27 | 1425 | 7 | 129.1 | .431 | 741 | 2661 | 241.9 | 67 | 65 | 11 | 143 | 26-16 | 71-510 |
| | Opp | --- | 11 | 603 | 348.3 | 236 | 119 | 6 | 1983 | 22 | 180.3 | .504 | 844 | 5468 | 479.1 | 154 | 84 | 17 | 255 | 33-22 | 78-808 |
| 1974 | UTEP | 4-7-0 | 11 | 538 | 187.5 | 207 | 98 | 15 | 1587 | 14 | 144.3 | .473 | 745 | 3462 | 314.7 | 104 | 67 | 10 | 181 | 27-14 | 68-703 |
| | Opp | --- | 11 | 517 | 215.0 | 265 | 131 | 8 | 1978 | 15 | 179.8 | .494 | 782 | 4128 | 375.3 | 114 | 85 | 18 | 217 | 38-18 | 82-762 |
| 1975 | UTEP | 1-10-0 | 11 | 591 | 203.1 | 184 | 62 | 16 | 890 | 4 | 80.9 | .337 | 775 | 2921 | 265.5 | 112 | 40 | 12 | 164 | 30-23 | 64-668 |
| | Opp | --- | 11 | 544 | 232.5 | 200 | 100 | 10 | 1575 | 11 | 143.2 | .500 | 744 | 3900 | 354.5 | 115 | 65 | 16 | 196 | 46-30 | 95-902 |
| 1976 | UTEP | 1-11-0 | 12 | 684 | 254.7 | 181 | 69 | 16 | 1006 | 4 | 83.8 | .381 | 865 | 3553 | 296.1 | 132 | 50 | 17 | 199 | 43-30 | 78-836 |
| | Opp | --- | 12 | 605 | 289.2 | 186 | 89 | 7 | 1343 | 10 | 111.9 | .478 | 791 | 4235 | 352.9 | 136 | 54 | 20 | 210 | 38-20 | 81-819 |
| 1977 | UTEP | 1-10-0 | 11 | 505 | 141.6 | 301 | 119 | 29 | 1880 | 16 | 170.9 | .395 | 806 | 3296 | 299.6 | 97 | 67 | 21 | 185 | 38-20 | 67-682 |
| | Opp | --- | 11 | 646 | 315.8 | 248 | 125 | 9 | 2013 | 19 | 183.0 | .504 | 894 | 5171 | 470.1 | 151 | 84 | 13 | 248 | 47-26 | 84-997 |
| 1978 | UTEP | 1-11-0 | 12 | 483 | 144.0 | 297 | 126 | 24 | 1554 | 7 | 129.5 | .424 | 780 | 2994 | 249.5 | 96 | 62 | 174 | 33-21 | 82-786 | |
| | Opp | --- | 12 | 721 | 367.2 | 233 | 122 | 13 | 1877 | 17 | 156.4 | .524 | 954 | 5549 | 462.4 | 180 | 79 | 18 | 277 | 32-16 | 89-909 |
| 1979 | UTEP | 2-9-0 | 11 | 494 | 121.3 | 211 | 86 | 16 | 1088 | 6 | 98.9 | .410 | 705 | 2301 | | | | | | | |

YEAR-BY-YEAR TEAM STATS

| YEAR | TEAM | RECORD | G | RUSHING | | | | PASSING | | | | TOTAL OFFENSE | | | | FIRST DOWNS | | | | FUMBLES | | PEN-YDS |
|------|------|--------|----|---------|-------|-------|-----|---------|-----|-------|----|---------------|------|-------|-------|-------------|-----|-----|----|---------|---------|---------|
| | | | | NO | YARDS | AVG | ATT | COMP | INT | YARDS | TD | AVG | PCT | PLAYS | YARDS | AVG | R | PA | PN | TOT | NO-LOSS | |
| 1984 | UTEP | 2-9-0 | 11 | 560 | 2392 | 217.5 | 237 | 98 | 16 | 1267 | 6 | 115.2 | .414 | 792 | 3646 | 331.5 | 125 | 58 | 13 | 196 | 27-16 | 84-742 |
| | Opp | --- | 11 | 522 | 2576 | 234.2 | 256 | 135 | 15 | 1983 | 15 | 180.3 | .527 | 835 | 4834 | 439.5 | 131 | 85 | 12 | 218 | 28-14 | 86-780 |
| 1985 | UTEP | 1-10-0 | 11 | 506 | 1846 | 167.8 | 223 | 129 | 13 | 1760 | 6 | 160.0 | .578 | 728 | 3606 | 327.8 | 91 | 79 | 17 | 187 | 34-18 | 71-638 |
| | Opp | --- | 11 | 556 | 2763 | 251.2 | 295 | 167 | 9 | 2466 | 17 | 224.2 | .566 | 851 | 5215 | 474.0 | 152 | 101 | 13 | 266 | 20-11 | 84-736 |
| 1986 | UTEP | 4-8-0 | 12 | 415 | 1291 | 107.6 | 437 | 270 | 21 | 3234 | 23 | 269.5 | .618 | 852 | 4525 | 377.1 | 86 | 148 | 18 | 252 | 34-18 | 89-763 |
| | Opp | --- | 12 | 584 | 2686 | 223.8 | 386 | 217 | 16 | 2769 | 22 | 230.8 | .562 | 970 | 5455 | 454.6 | 150 | 134 | 14 | 298 | 15-10 | 88-760 |
| 1987 | UTEP | 7-4-0 | 11 | 501 | 1840 | 167.3 | 338 | 177 | 24 | 2336 | 14 | 212.4 | .524 | 839 | 4176 | 379.6 | 108 | 107 | 16 | 231 | 23-11 | 66-583 |
| | Opp | --- | 11 | 468 | 1861 | 169.2 | 355 | 172 | 13 | 2003 | 10 | 182.1 | .485 | 823 | 3864 | 351.3 | 113 | 88 | 11 | 212 | 40-24 | 66-586 |
| 1988 | UTEP | 10-3-0 | 13 | 485 | 2414 | 201.2 | 351 | 191 | 11 | 2632 | 17 | 219.3 | .540 | 836 | 5046 | 420.5 | 115 | 119 | 12 | 246 | 16-6 | 81-717 |
| | Opp | --- | 13 | 556 | 2274 | 189.5 | 413 | 223 | 22 | 2686 | 18 | 223.8 | .544 | 969 | 4960 | 413.3 | 135 | 136 | 19 | 290 | 35-13 | 80-673 |
| 1989 | UTEP | 2-10-0 | 12 | 436 | 1203 | 100.3 | 425 | 221 | 23 | 2989 | 16 | 249.1 | .520 | 861 | 4192 | 349.3 | 71 | 125 | 18 | 214 | 21-10 | 49-457 |
| | Opp | --- | 12 | 570 | 2641 | 220.1 | 376 | 209 | 19 | 3115 | 23 | 259.6 | .556 | 949 | 5756 | 479.7 | 143 | 128 | 13 | 284 | 42-20 | 96-850 |
| 1990 | UTEP | 3-8-0 | 11 | 409 | 1076 | 97.8 | 361 | 189 | 13 | 2134 | 10 | 194.0 | .524 | 770 | 3210 | 291.8 | 76 | 94 | 25 | 195 | 23-12 | 55-478 |
| | Opp | --- | 11 | 513 | 2222 | 202.0 | 330 | 183 | 11 | 2369 | 13 | 215.4 | .555 | 843 | 4591 | 417.3 | 141 | 103 | 10 | 254 | 21-7 | 94-886 |
| 1991 | UTEP | 4-7-1 | 11 | 527 | 2110 | 191.8 | 299 | 144 | 8 | 2176 | 15 | 197.8 | .482 | 826 | 4286 | 357.2 | 107 | 76 | 13 | 196 | 35-12 | 52-424 |
| | Opp | --- | 11 | 536 | 2012 | 182.9 | 346 | 196 | 13 | 2517 | 17 | 228.8 | .538 | 882 | 4529 | 377.4 | 134 | 107 | 9 | 250 | 25-14 | 66-523 |
| 1992 | UTEP | 1-10-0 | 11 | 523 | 2122 | 192.9 | 306 | 154 | 10 | 1911 | 4 | 173.7 | .503 | 829 | 4033 | 457.0 | 130 | 94 | 5 | 229 | 27-6 | 49-410 |
| | Opp | --- | 11 | 475 | 2343 | 213.0 | 274 | 157 | 9 | 2687 | 22 | 244.3 | .573 | 749 | 5030 | 457.3 | 123 | 106 | 10 | 239 | 15-6 | 56-457 |
| 1993 | UTEP | 1-11-0 | 12 | 544 | 2072 | 172.7 | 283 | 130 | 14 | 1729 | 9 | 144.1 | .459 | 771 | 3805 | 317.1 | 119 | 71 | 18 | 208 | 29-14 | 65-576 |
| | Opp | --- | 12 | 538 | 2554 | 212.8 | 294 | 179 | 13 | 2693 | 26 | 224.4 | .609 | 820 | 5247 | 437.3 | 136 | 114 | 11 | 261 | 17-9 | 81-708 |
| 1994 | UTEP | 3-7-1 | 11 | 486 | 1980 | 180.0 | 262 | 111 | 12 | 1666 | 9 | 151.5 | .424 | 752 | 3646 | 331.5 | 99 | 73 | 17 | 189 | 27-13 | 67-505 |
| | Opp | --- | 11 | 493 | 2576 | 234.2 | 332 | 194 | 12 | 2755 | 18 | 250.5 | .554 | 825 | 5331 | 484.6 | 127 | 119 | 9 | 255 | 28-16 | 77-702 |
| 1995 | UTEP | 2-10-0 | 12 | 483 | 1953 | 162.8 | 383 | 203 | 18 | 2409 | 18 | 200.8 | .530 | 866 | 4352 | 362.7 | 106 | 120 | 16 | 242 | 25-15 | 77-580 |
| | Opp | --- | 12 | 552 | 2890 | 240.8 | 329 | 197 | 8 | 2947 | 27 | 245.6 | .599 | 881 | 5837 | 486.4 | 152 | 122 | 21 | 295 | 26-16 | 76-699 |
| 1996 | UTEP | 2-9-0 | 11 | 452 | 1475 | 134.1 | 302 | 151 | 14 | 1622 | 12 | 147.5 | .500 | 754 | 3097 | 281.5 | 76 | 80 | 12 | 168 | 25-12 | 54-472 |
| | Opp | --- | 11 | 463 | 2143 | 194.8 | 269 | 142 | 8 | 1592 | 9 | 144.7 | .528 | 732 | 3735 | 339.5 | 115 | 80 | 8 | 203 | 27-10 | 55-471 |
| 1997 | UTEP | 4-7-0 | 11 | 499 | 1502 | 136.5 | 327 | 146 | 15 | 1854 | 7 | 168.5 | .446 | 826 | 3356 | 305.1 | 95 | 82 | 22 | 199 | 25-9 | 76-529 |
| | Opp | --- | 11 | 415 | 1813 | 164.8 | 247 | 137 | 10 | 2026 | 15 | 184.2 | .555 | 662 | 3839 | 349.0 | 91 | 78 | 9 | 178 | 22-13 | 81-661 |
| 1998 | UTEP | 3-8-0 | 11 | 444 | 1837 | 167.0 | 356 | 187 | 10 | 2275 | 13 | 206.8 | .525 | 800 | 4112 | 373.8 | 106 | 93 | 16 | 215 | 16-9 | 60-460 |
| | Opp | --- | 11 | 479 | 2569 | 233.5 | 284 | 160 | 11 | 2315 | 15 | 210.5 | .563 | 763 | 4884 | 444.0 | 105 | 102 | 15 | 222 | 13-8 | 80-623 |
| 1999 | UTEP | 5-7-0 | 12 | 457 | 1580 | 131.7 | 407 | 247 | 17 | 3147 | 19 | 262.3 | .607 | 864 | 4727 | 393.9 | 86 | 143 | 21 | 250 | 27-10 | 71-541 |
| | Opp | --- | 12 | 503 | 2498 | 208.2 | 307 | 160 | 15 | 2194 | 14 | 182.8 | .521 | 810 | 4692 | 391.0 | 118 | 96 | 17 | 231 | 19-9 | 110-828 |
| 2000 | UTEP | 8-4-0 | 12 | 473 | 1752 | 159.3 | 354 | 207 | 7 | 2730 | 26 | 248.2 | .585 | 827 | 4482 | 407.5 | 94 | 115 | 33 | 242 | 23-13 | 84-680 |
| | Opp | --- | 12 | 368 | 1692 | 153.8 | 378 | 174 | 14 | 2398 | 14 | 218.0 | .460 | 746 | 4090 | 371.8 | 84 | 105 | 22 | 211 | 21-10 | 110-925 |
| 2001 | UTEP | 2-9-0 | 11 | 399 | 1513 | 137.5 | 319 | 169 | 16 | 2108 | 10 | 191.6 | .530 | 718 | 3621 | 329.2 | 83 | 84 | 12 | 179 | 29-15 | 88-676 |
| | Opp | --- | 11 | 521 | 2579 | 234.5 | 282 | 140 | 12 | 1993 | 20 | 181.2 | .496 | 803 | 4572 | 415.6 | 138 | 86 | 18 | 242 | 22-9 | 102-750 |
| 2002 | UTEP | 2-10-0 | 12 | 509 | 1849 | 154.1 | 375 | 170 | 21 | 2145 | 13 | 178.8 | .453 | 884 | 3994 | 332.8 | 108 | 96 | 17 | 221 | 22-16 | 79-644 |
| | Opp | --- | 12 | 480 | 2331 | 194.2 | 352 | 199 | 10 | 2951 | 30 | 245.9 | .565 | 832 | 5282 | 440.2 | 119 | 124 | 25 | 268 | 20-8 | 85-759 |
| 2003 | UTEP | 2-11-0 | 13 | 542 | 2201 | 169.3 | 409 | 207 | 24 | 2570 | 13 | 197.7 | .506 | 951 | 4771 | 367.0 | 121 | 101 | 26 | 248 | 30-16 | 109-864 |
| | Opp | --- | 13 | 524 | 2481 | 190.8 | 395 | 224 | 11 | 3347 | 24 | 257.5 | .567 | 919 | 5828 | 448.3 | 125 | 136 | 30 | 291 | 22-14 | 86-744 |
| 2004 | UTEP | 8-4-0 | 12 | 454 | 1707 | 142.2 | 393 | 229 | 18 | 3016 | 29 | 251.3 | .583 | 847 | 4723 | 393.6 | 90 | 123 | 25 | 238 | 19-10 | 74-631 |
| | Opp | --- | 12 | 499 | 1850 | 154.2 | 388 | 203 | 18 | 2485 | 14 | 207.1 | .523 | 887 | 4335 | 361.2 | 105 | 117 | 16 | 238 | 30-12 | 81-761 |
| 2005 | UTEP | 8-4-0 | 12 | 395 | 1466 | 122.2 | 458 | 268 | 20 | 3607 | 29 | 300.6 | .585 | 853 | 5073 | 422.8 | 87 | 161 | 22 | 270 | 22-14 | 84-769 |
| | Opp | --- | 12 | 499 | 1928 | 160.7 | 400 | 228 | 14 | 2553 | 25 | 212.8 | .570 | 899 | 4481 | 373.4 | 114 | 109 | 19 | 242 | 24-10 | 92-770 |
| 2006 | UTEP | 5-7-0 | 12 | 288 | 691 | 57.6 | 447 | 290 | 17 | 3754 | 29 | 312.8 | .649 | 735 | 4445 | 370.4 | 38 | 152 | 22 | 212 | 20-8 | 73-651 |
| | Opp | --- | 12 | 439 | 1829 | 152.4 | 396 | 256 | 15 | 2910 | 15 | 242.5 | .646 | 835 | 4739 | 394.9 | 111 | 129 | 22 | 262 | 19-10 | 74-641 |
| 2007 | UTEP | 4-8-0 | 12 | 416 | 1772 | 147.7 | 440 | 242 | 9 | 3302 | 28 | 275.2 | .550 | 856 | 5074 | 422.8 | 93 | 144 | 19 | 256 | 20-11 | 86-797 |
| | Opp | --- | 12 | 503 | 2435 | 202.9 | 470 | 291 | 18 | 3622 | 29 | 301.8 | .619 | 973 | 6057 | 504.8 | 129 | 150 | 29 | 309 | 21-11 | 78-770 |
| 2008 | UTEP | 5-7-0 | 12 | 371 | 1468 | 122.3 | 448 | 258 | 9 | 3410 | 34 | 284.2 | .576 | 819 | 4878 | 406.5 | 78 | 147 | 22 | 247 | 17-6 | 73-688 |
| | Opp | --- | 12 | 465 | 2384 | 198.7 | 389 | 244 | 14 | 3243 | 34 | 270.2 | .627 | 854 | 5627 | 468.9 | 133 | 137 | 20 | 290 | 19-13 | 72-687 |
| 2009 | UTEP | 4-8-0 | 12 | 401 | 1813 | 151.1 | 422 | 229 | 13 | 3331 | 17 | 277.6 | .543 | 823 | 5144 | 428.7 | 93 | 141 | 27 | 261 | 23-8 | 92-810 |
| | Opp | --- | 12 | 479 | 2410 | 200.8 | 401 | 247 | 11 | 2953 | 25 | 246.1 | .616 | 880 | 5363 | 446.9 | 129 | 137 | 19 | 285 | 15-7 | 84-748 |
| 2010 | UTEP | 6-7-0 | 13 | 412 | 1782 | 137.1 | 432 | 228 | 14 | 2903 | 23 | 223.3 | .528 | 844 | 4685 | 360.4 | 96 | 140 | 29 | 265 | 19-7 | 77-668 |
| | Opp | --- | 13 | 493 | 2393 | 184.1 | 442 | 274 | 11 | 2971 | 24 | 228. | | | | | | | | | | |

YEAR-BY-YEAR TEAM STATS

| YEAR | TEAM | RECORD | INTERCEPTIONS | | | PUNTS | | | PUNT RETURNS | | | KICKOFF RETURNS | | | SCORING | | | POINTS | | |
|------|------|--------|---------------|----|-------|-------|------|----|--------------|----|-----|-----------------|----|------|---------|----|-------|--------|-----|------------|
| | | | G | NO | YARDS | NO | YDS | BK | AVG | NO | YDS | AVG | NO | YDS | AVG | TD | PAT-M | | FGA | FGM |
| 1950 | UTEP | 7-3-0 | 10 | 20 | 164 | 54 | 2067 | 1 | 38.3 | 30 | 275 | 9.2 | 33 | 527 | 16.0 | 0 | 41-31 | --- | 0 | 277 (27.7) |
| | Opp | --- | 10 | 13 | 88 | 59 | 2142 | 2 | 36.3 | 34 | 479 | 14.1 | 42 | 921 | 21.9 | 1 | 35-20 | --- | 0 | 232 (23.2) |
| 1951 | UTEP | 3-7-0 | 10 | 11 | 170 | 65 | 2217 | 2 | 34.1 | 28 | 432 | 15.4 | 44 | 713 | 16.2 | 0 | 23-12 | --- | 0 | 152 (15.2) |
| | Opp | --- | 10 | 22 | 301 | 58 | 2010 | 1 | 34.7 | 34 | 342 | 10.1 | 33 | 602 | 18.2 | 0 | 36-22 | --- | 1 | 241 (24.1) |
| 1952 | UTEP | 5-5-1 | 11 | 7 | 19 | 70 | 2575 | 5 | 36.8 | 20 | 171 | 8.6 | 35 | 592 | 16.9 | 0 | 33-33 | --- | 1 | 228 (20.7) |
| | Opp | --- | 11 | 15 | 300 | 66 | 2228 | 2 | 33.8 | 33 | 542 | 16.4 | 39 | 827 | 21.2 | 0 | 35-24 | --- | 0 | 236 (21.5) |
| 1953 | UTEP | 8-2-0 | 10 | 14 | 154 | 51 | 1754 | 2 | 34.4 | 30 | 338 | 11.3 | 20 | 361 | 18.1 | 0 | 33-20 | --- | 0 | 220 (24.4) |
| | Opp | --- | 10 | 9 | 63 | 61 | 2037 | 1 | 33.4 | 24 | 262 | 10.9 | 39 | 720 | 18.2 | 0 | 19-16 | --- | 0 | 130 (14.4) |
| 1954 | UTEP | 8-3-0 | 11 | 9 | 103 | 37 | 1325 | 0 | 35.8 | 29 | 369 | 12.7 | 30 | 488 | 16.3 | 0 | 36-27 | --- | 0 | 243 (24.3) |
| | Opp | --- | 11 | 9 | 86 | 52 | 1839 | 1 | 35.3 | 18 | 192 | 10.2 | 43 | 649 | 15.1 | 0 | 26-21 | --- | 0 | 177 (17.7) |
| 1955 | UTEP | 6-2-2 | 10 | 16 | 273 | 47 | 1615 | 0 | 34.4 | 34 | 594 | 17.5 | 23 | 475 | 20.7 | 0 | 33-27 | --- | 0 | 227 (22.7) |
| | Opp | --- | 10 | 9 | 43 | 59 | 2175 | 1 | 36.9 | 25 | 265 | 10.6 | 40 | 740 | 18.5 | 0 | 17-9 | --- | 1 | 114 (11.4) |
| 1956 | UTEP | 9-2-0 | 11 | 10 | 110 | 47 | 1790 | 0 | 38.1 | 38 | 597 | 15.7 | 18 | 449 | 24.9 | 0 | 43-35 | 5 | 4 | 305 (30.5) |
| | Opp | --- | 11 | 23 | 311 | 63 | 2231 | 2 | 35.4 | 22 | 238 | 10.8 | 45 | 782 | 17.4 | 0 | 10-5 | 2 | 0 | 65 (6.5) |
| 1957 | UTEP | 6-3-0 | 9 | 9 | 139 | 52 | 1703 | 3 | 32.8 | 13 | 139 | 10.7 | 29 | 707 | 24.4 | 2 | 28-18 | 2 | 0 | 198 (22.0) |
| | Opp | --- | 9 | 6 | 61 | 61 | 1808 | 4 | 29.6 | 22 | 259 | 11.8 | 35 | 502 | 14.3 | 0 | 25-15 | 3 | 1 | 168 (18.7) |
| 1958 | UTEP | 3-7-0 | 10 | 8 | 31 | 57 | 2175 | 1 | 37.5 | 19 | 150 | 16.7 | 31 | 641 | 20.7 | 0 | 13-7 | 0 | 0 | 92 (9.2) |
| | Opp | --- | 10 | 11 | 168 | 51 | 1831 | 3 | 35.9 | 30 | 335 | 11.2 | 18 | 348 | 19.3 | 0 | 26-15 | 1 | 1 | 195 (19.5) |
| 1959 | UTEP | 3-7-0 | 10 | 13 | 93 | 45 | 1843 | 0 | 41.0 | 26 | 191 | 7.3 | 40 | 608 | 15.2 | 0 | 16-14 | 3 | 1 | 163 (16.3) |
| | Opp | --- | 10 | 12 | 80 | 49 | 1860 | 0 | 39.8 | 24 | 163 | 6.8 | 34 | 526 | 15.4 | 0 | 30-24 | 5 | 3 | 191 (19.1) |
| 1960 | UTEP | 4-5-1 | 10 | 15 | 123 | 44 | 1746 | 1 | 39.7 | 15 | 150 | 10.0 | 32 | 581 | 18.2 | 0 | 13-10 | 4 | 1 | 167 (16.7) |
| | Opp | --- | 10 | 10 | 68 | 46 | 1559 | 3 | 33.9 | 21 | 254 | 12.1 | 29 | 551 | 19.0 | 0 | 19-7 | 5 | 3 | 176 (17.6) |
| 1961 | UTEP | 3-7-0 | 10 | 6 | 38 | 52 | 1934 | 0 | 37.2 | 12 | 67 | 5.6 | 43 | 909 | 21.1 | 0 | 14-8 | 0 | 0 | 176 (17.6) |
| | Opp | --- | 10 | 15 | 140 | 46 | 1483 | 2 | 32.2 | 12 | 207 | 17.3 | 33 | 947 | 28.7 | 0 | 33-29 | 2 | 2 | 283 (28.3) |
| 1962 | UTEP | 4-5-0 | 9 | 9 | 246 | 52 | 1959 | 1 | 37.7 | 21 | 204 | 9.7 | 28 | 633 | 22.6 | 0 | 12-9 | 5 | 1 | 84 (9.3) |
| | Opp | --- | 9 | 8 | 118 | 57 | 2204 | 3 | 38.7 | 19 | 120 | 6.3 | 18 | 416 | 23.1 | 1 | 17-14 | 2 | 0 | 144 (16.0) |
| 1963 | UTEP | 3-7-0 | 10 | 7 | 43 | 60 | 2230 | 2 | 37.1 | 27 | 236 | 8.7 | 24 | 490 | 20.4 | 0 | 12-9 | 3 | 1 | 98 (9.8) |
| | Opp | --- | 10 | 20 | 118 | 62 | 2230 | 1 | 36.0 | 33 | 382 | 11.6 | 26 | 405 | 15.6 | 0 | 20-16 | 5 | 3 | 142 (14.2) |
| 1964 | UTEP | 0-8-2 | 11 | 7 | 30 | 61 | 2196 | 0 | 36.0 | 11 | 186 | 16.9 | 32 | 708 | 22.1 | 0 | 6-2 | 1 | 0 | 64 (6.4) |
| | Opp | --- | 11 | 15 | 92 | 44 | 1637 | 0 | 37.2 | 21 | 236 | 11.2 | 18 | 262 | 14.6 | 0 | 27-24 | 3 | 3 | 217 (21.7) |
| 1965 | UTEP | 8-3-0 | 11 | 21 | 367 | 62 | 2514 | 0 | 40.5 | 38 | 487 | 12.8 | 39 | 726 | 18.6 | 0 | 40-38 | 12 | 7 | 317 (31.7) |
| | Opp | --- | 11 | 30 | 218 | 75 | 2760 | 0 | 36.8 | 36 | 332 | 9.2 | 68 | 953 | 14.0 | 0 | 27-22 | 2 | 1 | 206 (20.6) |
| 1966 | UTEP | 6-4-0 | 10 | 23 | 332 | 62 | 2455 | 0 | 39.6 | 50 | 517 | 10.3 | 29 | 563 | 19.4 | 0 | 23-18 | 8 | 6 | 293 (29.3) |
| | Opp | --- | 10 | 19 | 180 | 65 | 2507 | 0 | 39.8 | 36 | 297 | 8.3 | 46 | 762 | 18.1 | 0 | 25-18 | 12 | 7 | 187 (18.7) |
| 1967 | UTEP | 7-2-1 | 10 | 21 | 223 | 62 | 2650 | 0 | 42.8 | 47 | 581 | 12.3 | 23 | 425 | 18.4 | 0 | 38-30 | 18 | 9 | 323 (35.9) |
| | Opp | --- | 10 | 26 | 375 | 82 | 3312 | 1 | 40.4 | 22 | 179 | 8.1 | 43 | 990 | 23.0 | 0 | 12-10 | 11 | 6 | 138 (15.3) |
| 1968 | UTEP | 4-5-1 | 10 | 12 | 96 | 75 | 3014 | 0 | 40.1 | 32 | 262 | 8.1 | 36 | 697 | 19.3 | 0 | 23-19 | 13 | 6 | 232 (23.2) |
| | Opp | --- | 10 | 21 | 271 | 83 | 3259 | 0 | 39.2 | 24 | 186 | 7.7 | 44 | 975 | 22.1 | 0 | 21-17 | 11 | 9 | 225 (22.5) |
| 1969 | UTEP | 4-6-0 | 10 | 11 | 25 | 69 | 2782 | 0 | 40.3 | 37 | 253 | 6.9 | 29 | 461 | 15.9 | 0 | 19-17 | 21 | 14 | 242 (24.2) |
| | Opp | --- | 10 | 29 | 389 | 75 | 2956 | 0 | 39.4 | 31 | 462 | 15.0 | 32 | 681 | 21.2 | 0 | 30-26 | 16 | 5 | 158 (15.8) |
| 1970 | UTEP | 6-4-0 | 10 | 13 | 131 | 55 | 2183 | 0 | 39.0 | 29 | 407 | 14.0 | 25 | 516 | 20.6 | 0 | 25-19 | 18 | 10 | 263 (26.3) |
| | Opp | --- | 10 | 20 | 272 | 66 | 2485 | 1 | 37.7 | 16 | 223 | 14.0 | 52 | 1212 | 23.3 | 0 | 31-28 | 10 | 4 | 236 (23.6) |
| 1971 | UTEP | 5-6-0 | 11 | 23 | 193 | 71 | 2879 | 1 | 40.5 | 31 | 186 | 6.0 | 32 | 705 | 22.0 | 0 | 20-19 | 14 | 5 | 166 (15.1) |
| | Opp | --- | 11 | 15 | 145 | 58 | 2254 | 0 | 38.9 | 41 | 368 | 9.0 | 28 | 591 | 21.1 | 0 | 23-20 | 17 | 7 | 217 (19.7) |
| 1972 | UTEP | 2-8-0 | 10 | 10 | 142 | 58 | 2351 | 1 | 40.5 | 11 | 138 | 12.5 | 40 | 814 | 20.4 | 0 | 20-15 | 7 | 1 | 182 (18.2) |
| | Opp | --- | 10 | 12 | 118 | 44 | 1699 | 0 | 38.5 | 34 | 369 | 10.9 | 30 | 738 | 24.6 | 1 | 46-44 | 12 | 5 | 345 (34.5) |
| 1973 | UTEP | 0-11-0 | 11 | 6 | 31 | 87 | 3570 | 0 | 41.0 | 11 | 48 | 4.4 | 65 | 1309 | 20.1 | 0 | 14-12 | 19 | 10 | 142 (12.9) |
| | Opp | --- | 11 | 27 | 437 | 43 | 1858 | 0 | 43.2 | 41 | 608 | 14.8 | 28 | 638 | 22.8 | 1 | 71-61 | 13 | 7 | 544 (49.5) |
| 1974 | UTEP | 4-7-0 | 11 | 8 | 127 | 75 | 3079 | 0 | 41.1 | 24 | 192 | 8.0 | 43 | 770 | 17.9 | 0 | 31-28 | 14 | 6 | 246 (22.4) |
| | Opp | --- | 11 | 15 | 96 | 61 | 2419 | 0 | 39.7 | 37 | 306 | 8.3 | 39 | 835 | 21.4 | 0 | 35-33 | 17 | 11 | 298 (27.1) |
| 1975 | UTEP | 1-10-0 | 11 | 10 | 166 | 79 | 3244 | 1 | 41.1 | 23 | 74 | 3.2 | 37 | 629 | 17.0 | 0 | 8-8 | 21 | 11 | 109 (9.9) |
| | Opp | --- | 11 | 16 | 270 | 64 | 2555 | 0 | 39.9 | 43 | 512 | 11.9 | 24 | 549 | 22.9 | 0 | 35-31 | 17 | 10 | 281 (25.5) |
| 1976 | UTEP | 1-11-0 | 12 | 7 | 61 | 73 | 2834 | 1 | 38.8 | 26 | 131 | 5.0 | 38 | 641 | 16.9 | 0 | 18-13 | 17 | 9 | 172 (14.3) |
| | Opp | --- | 12 | 17 | 325 | 67 | 2528 | 0 | 37.7 | 25 | 259 | 10.4 | 35 | 740 | 21.1 | 0 | 46-43 | 18 | 9 | 356 (29.7) |
| 1977 | UTEP | 1-10-0 | 11 | 9 | 91 | 83 | 3275 | 4 | 39.4 | 13 | 58 | 4.4 | 49 | 751 | 15.3 | 0 | 19-16 | 16 | 8 | 168 (15.3) |
| | Opp | --- | 11 | 29 | 502 | 52 | 1985 | 0 | 38.1 | 42 | 372 | 8.8 | 24 | 490 | 20.4 | 0 | 59-51 | 18 | 8 | 469 (42.6) |
| 1978 | UTEP | 1-11-0 | 12 | 13 | 199 | 88 | 3522 | 2 | 40.0 | 16 | 88 | 5.5 | 51 | 908 | 17.8 | 0 | 19-13 | 6 | 2 | 151 (12.6) |
| | Opp | --- | 12 | 24 | 251 | 52 | 1980 | 0 | 38.0 | 47 | 483 | 10.2 | 17 | 361 | 21.2 | 0 | 52-49 | 21 | 13 | 424 (35.3) |
| 1979 | UTEP | 2-9-0 | 11 | 9 | 86 | 86 | 3542 | 2 | 41.2 | 22 | 197 | 9.0 | 31 | 581 | 18.7 | 0 | 13-11 | 12 | 5 | 106 (9.6) |
| | Opp | --- | 11 | 16 | 164 | 67 | 2576 | 1 | 38.5 | 37 | 367 | 9.9 | 20 | 507 | 25.4 | 1 | 31-31 | 20 | 11 | 266 (24.2) |
| 1980 | UTEP | 1-11-0 | 12 | 17 | 246 | 93 | 3759 | 1 | 40.4 | 32 | 257 | 8.1 | 45 | 759 | 16.7 | 0 | 19-17 | 8 | 2 | 143 (11.9) |
| | Opp | --- | 12 | 18 | 221 | 59 | 2418 | 0 | 43.7 | 35 | 324 | 9.2 | 24 | 645 | 26.8 | 1 | 52-44 | 16 | 10 | 424 (35.3) |
| 1981 | UTEP | 1-10-0 | 11 | 11 | 80 | 87 | 3593 | 0 | 41.2 | 18 | 104 | 5.7 | 37 | 741 | 20.1 | 0 | 14-13 | 11 | 7 | 146 (13.3) |
| | Opp | --- | 11 | 19 | 207 | 56 | 2275 | 0 | 40.6 | 33 | 219 | 6.6 | 24 | 624 | 26.0 | 0 | 60-55 | 15 | 6 | 441 (4 |

YEAR-BY-YEAR TEAM STATS

| YEAR | TEAM | RECORD | INTERCEPTIONS | | | PUNTS | | | PUNT RETURNS | | | KICKOFF RETURNS | | | TD | PAT-M | SCORING | | | |
|------|------|--------|---------------|----|-------|-------|------|----|--------------|----|-----|-----------------|----|-------|------|-------|---------|-----|-----|------------|
| | | | G | NO | YARDS | NO | YDS | BK | AVG | NO | YDS | AVG | NO | YDS | | | AVG | FGA | FGM | POINTS |
| 1984 | UTEP | 2-9-0 | 11 | 15 | 88 | 61 | 2303 | 1 | 37.8 | 26 | 150 | 5.8 | 43 | 798 | 18.6 | 0 | 15-13 | 14 | 11 | 180 (16.4) |
| | Opp | --- | 11 | 16 | 203 | 43 | 1825 | 0 | 42.4 | 26 | 226 | 8.7 | 23 | 485 | 21.1 | 0 | 47-46 | 11 | 8 | 374 (34.0) |
| 1985 | UTEP | 1-10-0 | 11 | 9 | 148 | 61 | 2568 | 0 | 42.1 | 14 | 68 | 4.8 | 46 | 946 | 20.1 | 2 | 14-14 | 16 | 12 | 196 (17.8) |
| | Opp | --- | 11 | 13 | 101 | 40 | 1602 | 0 | 40.0 | 38 | 476 | 12.5 | 18 | 345 | 19.1 | 0 | 46-44 | 25 | 18 | 375 (34.1) |
| 1986 | UTEP | 4-8-0 | 12 | 16 | 158 | 62 | 2309 | 0 | 37.2 | 25 | 206 | 8.2 | 57 | 1013 | 17.8 | 0 | 36-33 | 16 | 10 | 315 (26.3) |
| | Opp | --- | 12 | 21 | 261 | 56 | 2079 | 2 | 37.1 | 28 | 222 | 7.9 | 30 | 624 | 20.8 | 0 | 42-38 | 25 | 17 | 388 (32.3) |
| 1987 | UTEP | 7-4-0 | 11 | 12 | 117 | 62 | 2343 | 1 | 37.8 | 30 | 169 | 5.6 | 45 | 846 | 18.8 | 0 | 37-35 | 13 | 10 | 303 (27.5) |
| | Opp | --- | 11 | 24 | 161 | 66 | 2520 | 2 | 38.2 | 28 | 134 | 4.8 | 31 | 681 | 22.0 | 1 | 24-23 | 15 | 11 | 240 (21.8) |
| 1988 | UTEP | 10-3-0 | 13 | 22 | 352 | 58 | 2432 | 0 | 41.9 | 37 | 283 | 7.7 | 35 | 672 | 19.2 | 0 | 48-48 | 27 | 25 | 427 (35.6) |
| | Opp | --- | 13 | 11 | 212 | 63 | 2547 | 4 | 40.4 | 25 | 117 | 4.7 | 47 | 872 | 18.6 | 0 | 25-24 | 20 | 11 | 255 (21.3) |
| 1989 | UTEP | 2-10-0 | 12 | 19 | 232 | 78 | 3138 | 0 | 40.2 | 20 | 150 | 7.5 | 54 | 968 | 17.9 | 0 | 23-21 | 16 | 9 | 240 (20.0) |
| | Opp | --- | 12 | 23 | 186 | 48 | 2012 | 0 | 41.9 | 38 | 365 | 9.6 | 35 | 646 | 18.5 | 0 | 46-44 | 23 | 18 | 412 (34.3) |
| 1990 | UTEP | 3-8-0 | 11 | 13 | 223 | 72 | 2790 | 1 | 38.8 | 31 | 212 | 6.8 | 50 | 979 | 19.6 | 2 | 19-16 | 16 | 11 | 191 (17.4) |
| | Opp | --- | 11 | 11 | 59 | 62 | 2421 | 0 | 39.0 | 30 | 241 | 8.0 | 32 | 597 | 18.7 | 0 | 41-40 | 22 | 16 | 342 (31.1) |
| 1991 | UTEP | 4-7-1 | 11 | 13 | 166 | 67 | 2720 | 2 | 40.6 | 29 | 298 | 10.3 | 35 | 572 | 16.3 | 0 | 23-22 | 25 | 14 | 254 (23.1) |
| | Opp | --- | 11 | 8 | 23 | 65 | 2496 | 2 | 38.4 | 37 | 372 | 10.1 | 36 | 786 | 21.8 | 0 | 26-25 | 16 | 8 | 231 (21.0) |
| 1992 | UTEP | 1-10-0 | 11 | 9 | 106 | 57 | 2482 | 0 | 43.5 | 13 | 72 | 5.5 | 45 | 922 | 20.5 | 0 | 26-26 | 9 | 8 | 254 (23.1) |
| | Opp | --- | 11 | 10 | 52 | 40 | 1619 | 3 | 40.5 | 33 | 465 | 14.1 | 35 | 736 | 21.0 | 0 | 45-44 | 19 | 14 | 386 (35.1) |
| 1993 | UTEP | 1-11-0 | 12 | 13 | 85 | 65 | 2350 | 3 | 36.2 | 17 | 59 | 3.5 | 59 | 1171 | 19.8 | 2 | 24-22 | 13 | 11 | 223 (18.6) |
| | Opp | --- | 12 | 14 | 280 | 41 | 1692 | 0 | 41.3 | 26 | 182 | 7.0 | 29 | 751 | 25.9 | 0 | 56-55 | 15 | 12 | 449 (37.4) |
| 1994 | UTEP | 3-7-1 | 11 | 11 | 76 | 66 | 2629 | 0 | 39.8 | 19 | 107 | 5.6 | 46 | 935 | 20.3 | 1 | 21-19 | 18 | 10 | 217 (19.7) |
| | Opp | --- | 11 | 12 | 97 | 43 | 1638 | 1 | 39.2 | 36 | 276 | 7.7 | 26 | 567 | 21.8 | 0 | 39-36 | 23 | 17 | 359 (32.6) |
| 1995 | UTEP | 2-10-0 | 12 | 8 | 51 | 68 | 2689 | 2 | 39.5 | 21 | 132 | 6.3 | 56 | 1157 | 20.7 | 1 | 29-29 | 11 | 6 | 263 (21.9) |
| | Opp | --- | 12 | 17 | 245 | 45 | 1656 | 2 | 36.8 | 41 | 429 | 10.5 | 31 | 892 | 28.8 | 2 | 58-58 | 15 | 10 | 486 (40.5) |
| 1996 | UTEP | 2-9-0 | 11 | 8 | 201 | 73 | 2808 | 2 | 38.5 | 19 | 120 | 6.3 | 30 | 819 | 27.3 | 1 | 19-18 | 14 | 9 | 183 (16.6) |
| | Opp | --- | 11 | 13 | 264 | 54 | 2168 | 0 | 40.1 | 39 | 370 | 9.5 | 31 | 779 | 25.1 | 2 | 34-33 | 26 | 19 | 314 (28.5) |
| 1997 | UTEP | 4-7-0 | 11 | 10 | 170 | 65 | 2494 | 2 | 38.4 | 27 | 241 | 8.9 | 33 | 622 | 18.8 | 0 | 19-18 | 19 | 8 | 162 (14.7) |
| | Opp | --- | 11 | 15 | 171 | 51 | 2114 | 0 | 41.5 | 37 | 441 | 11.9 | 28 | 605 | 21.6 | 0 | 38-36 | 17 | 9 | 311 (28.3) |
| 1998 | UTEP | 3-8-0 | 11 | 11 | 169 | 61 | 2357 | 1 | 38.6 | 23 | 214 | 9.3 | 42 | 787 | 18.7 | 0 | 21-19 | 20 | 15 | 226 (20.5) |
| | Opp | --- | 11 | 10 | 5 | 48 | 2063 | 1 | 43.0 | 28 | 348 | 12.4 | 31 | 601 | 19.4 | 0 | 27-27 | 30 | 20 | 303 (27.5) |
| 1999 | UTEP | 5-7-0 | 12 | 15 | 196 | 66 | 2508 | 3 | 38.0 | 20 | 89 | 4.4 | 48 | 821 | 17.1 | 0 | 33-31 | 15 | 11 | 306 (25.5) |
| | Opp | --- | 12 | 17 | 291 | 56 | 2341 | 0 | 41.8 | 35 | 445 | 12.7 | 35 | 924 | 26.4 | 1 | 48-43 | 18 | 10 | 389 (32.4) |
| 2000 | UTEP | 8-4-0 | 12 | 14 | 164 | 58 | 2295 | 1 | 39.6 | 32 | 196 | 6.1 | 37 | 578 | 15.6 | 0 | 43-40 | 18 | 13 | 355 (32.3) |
| | Opp | --- | 12 | 7 | 78 | 59 | 2403 | 1 | 40.7 | 32 | 313 | 9.8 | 43 | 750 | 17.4 | 0 | 36-34 | 12 | 8 | 298 (27.1) |
| 2001 | UTEP | 2-9-0 | 11 | 12 | 108 | 68 | 2349 | 0 | 34.5 | 27 | 296 | 11.0 | 58 | 1303 | 22.5 | 2 | 28-27 | 10 | 6 | 235 (21.4) |
| | Opp | --- | 11 | 16 | 254 | 54 | 2001 | 1 | 37.1 | 31 | 274 | 8.8 | 38 | 778 | 20.5 | 0 | 47-44 | 15 | 12 | 414 (37.6) |
| 2002 | UTEP | 2-10-0 | 12 | 10 | 109 | 75 | 2903 | 3 | 38.7 | 30 | 259 | 8.6 | 64 | 1265 | 19.8 | 0 | 28-28 | 12 | 8 | 220 (18.3) |
| | Opp | --- | 12 | 21 | 461 | 55 | 2157 | 1 | 39.2 | 33 | 422 | 12.8 | 38 | 956 | 25.2 | 1 | 68-64 | 18 | 9 | 511 (42.6) |
| 2003 | UTEP | 2-11-0 | 13 | 11 | 190 | 73 | 3112 | 3 | 42.6 | 36 | 282 | 7.8 | 53 | 1220 | 23.0 | 0 | 37-36 | 18 | 8 | 288 (22.2) |
| | Opp | --- | 13 | 24 | 395 | 66 | 2574 | 3 | 39.0 | 36 | 386 | 10.7 | 40 | 882 | 22.0 | 0 | 62-59 | 30 | 19 | 498 (38.3) |
| 2004 | UTEP | 8-4-0 | 12 | 18 | 295 | 64 | 2732 | 2 | 42.7 | 28 | 374 | 13.4 | 33 | 681 | 20.6 | 1 | 54-52 | 20 | 15 | 429 (35.8) |
| | Opp | --- | 12 | 18 | 235 | 74 | 2952 | 1 | 39.9 | 36 | 262 | 7.3 | 53 | 1076 | 20.3 | 1 | 36-33 | 20 | 12 | 301 (25.1) |
| 2005 | UTEP | 8-4-0 | 12 | 14 | 285 | 45 | 1739 | 0 | 38.6 | 31 | 337 | 10.9 | 43 | 815 | 19.0 | 0 | 42-42 | 23 | 18 | 382 (31.8) |
| | Opp | --- | 12 | 20 | 202 | 68 | 2796 | 2 | 41.1 | 13 | 54 | 4.2 | 52 | 1034 | 19.9 | 0 | 36-36 | 18 | 15 | 311 (25.9) |
| 2006 | UTEP | 5-7-0 | 12 | 15 | 112 | 51 | 1813 | 1 | 35.5 | 13 | 281 | 20.0 | 45 | 835 | 18.6 | 1 | 37-34 | 20 | 16 | 328 (27.3) |
| | Opp | --- | 12 | 17 | 124 | 43 | 1765 | 1 | 41.0 | 21 | 73 | 3.5 | 49 | 1107 | 22.6 | 0 | 43-41 | 23 | 16 | 375 (31.2) |
| 2007 | UTEP | 4-8-0 | 12 | 18 | 422 | 58 | 2358 | 1 | 40.7 | 22 | 299 | 13.6 | 65 | 1327 | 20.4 | 0 | 46-44 | 20 | 17 | 403 (33.6) |
| | Opp | --- | 12 | 9 | 132 | 43 | 1828 | 0 | 42.5 | 26 | 205 | 7.9 | 49 | 1073 | 21.9 | 0 | 53-49 | 23 | 16 | 445 (37.1) |
| 2008 | UTEP | 5-7-0 | 12 | 14 | 110 | 54 | 2218 | 3 | 41.1 | 13 | 88 | 6.8 | 67 | 1365 | 20.4 | 0 | 46-45 | 27 | 20 | 395 (32.9) |
| | Opp | --- | 12 | 9 | 87 | 38 | 1500 | 1 | 39.5 | 19 | 195 | 10.3 | 41 | 1102 | 26.9 | 2 | 57-54 | 17 | 10 | 444 (37.0) |
| 2009 | UTEP | 4-8-0 | 12 | 11 | 198 | 52 | 2240 | 0 | 43.1 | 13 | 110 | 8.5 | 61 | 1304 | 21.4 | 0 | 41-39 | 18 | 13 | 358 (29.8) |
| | Opp | --- | 12 | 13 | 212 | 47 | 1967 | 0 | 41.9 | 16 | 213 | 13.3 | 58 | 1299 | 22.4 | 2 | 50-49 | 19 | 11 | 402 (33.5) |
| 2010 | UTEP | 6-7-0 | 13 | 11 | 203 | 51 | 2300 | 0 | 45.1 | 25 | 321 | 12.8 | 60 | 1538 | 25.6 | 2 | 42-42 | 21 | 12 | 338 (26.0) |
| | Opp | --- | 13 | 14 | 141 | 54 | 2218 | 1 | 41.1 | 18 | 254 | 14.1 | 54 | 1217 | 22.5 | 1 | 45-43 | 17 | 12 | 357 (27.5) |
| 2011 | UTEP | 5-7-0 | 12 | 12 | 169 | 48 | 2214 | 0 | 46.1 | 22 | 220 | 10.0 | 49 | 1291 | 26.3 | 0 | 39-35 | 24 | 14 | 319 (26.6) |
| | Opp | --- | 12 | 17 | 138 | 53 | 2123 | 2 | 40.1 | 22 | 150 | 6.8 | 41 | 964 | 23.5 | 1 | 45-45 | 17 | 11 | 364 (30.3) |
| 2012 | UTEP | 3-9-0 | 12 | 7 | 20 | 66 | 2814 | 0 | 42.6 | 19 | 191 | 10.1 | 46 | 1096 | 23.8 | 2 | 28-26 | 18 | 10 | 254 (21.2) |
| | Opp | --- | 12 | 13 | 237 | 56 | 2280 | 2 | 40.7 | 21 | 65 | 3.1 | 23 | 472 | 20.5 | 1 | 44-43 | 21 | 12 | 357 (29.8) |
| 2013 | UTEP | 2-10-0 | 12 | 3 | 0 | 67 | 2589 | 2 | 38.6 | 16 | 87 | 5.4 | 46 | 1130 | 24.6 | 2 | 32-32 | 15 | 7 | 261 (21.8) |
| | Opp | --- | 12 | 10 | 123 | 48 | 2005 | 0 | 41.8 | 22 | 104 | 4.7 | 30 | 659 | 22.0 | 0 | 59-59 | 13 | 11 | 472 (39.3) |
| 2014 | UTEP | 7-6-0 | 13 | 11 | 138 | 71 | 2909 | 3 | 41.0 | 28 | 142 | 5.1 | 42 | 926 | 22.0 | 2 | 44-43 | 16 | 13 | 346 (26.6) |
| | Opp | --- | 13 | 6 | 110 | 62 | 2589 | 1 | 41.8 | 36 | 374 | 10.4 | 19 | 332 | 17.5 | 0 | 48-47 | 15 | 8 | 365 (28.1) |
| 2015 | UTEP | 5-7-0 | 12 | 5 | 116 | 69 | 3003 | 0 | 43.5 | 18 | 149 | 8.3 | 41 | 809</ | | | | | | |



INSIDE UTEP

T UNIVERSITY OF TEXAS AT EL PASO



The University of Texas at El Paso has redefined public higher education not only in Texas, but also across the nation. As the University begins its second century of service to the people of the Paso del Norte region, it reaffirms its commitment to a mission of access and excellence.

Consistent with the University's mission, UTEP has kept tuition and fees affordable without sacrificing the quality of education and service provided to students. With a total research portfolio of more than \$315 million in competitive grant funding, UTEP is a Hispanic-serving institution conducting vital research and implementing high-impact practices for students in and out of the classroom, including first-year research opportunities, relevant employment and practical experience, while maintaining an out-of-pocket cost among the lowest of any national research university in the country.

Since opening its doors as the State School of Mines and Metallurgy in 1914, the University's enrollment has grown from 27 mining students to over 25,000 undergraduate and graduate students. UTEP's geographic location along the U.S.-Mexico border has enabled generations of students to pursue their goals through higher education in one of the largest binational communities in the world, making UTEP a national research university serving a 21st century student demographic.



PRESIDENT - DR. DIANA NATALICIO



Diana Natalicio was named president of UTEP in 1988. During her long and distinguished career with the University, Dr. Natalicio has also served as vice president for academic affairs, dean of liberal arts, chair of the modern languages department and professor of linguistics. Her sustained commitment to provide all residents of the Paso del Norte region access to outstanding higher education opportunities has helped make UTEP a national success story.

During Dr. Natalicio's tenure as president, UTEP's enrollment has grown from 15,000 to over 25,000 students, who reflect the demographics of the Paso del Norte region from which nearly 90% of them come. More than 80% are Mexican-American, and approximately 5% commute to the campus from Ciudad Juárez, Mexico. Since 1988, UTEP's annual budget has increased from \$65 million to more than \$500 million. UTEP is designated as a research/doctoral university, recognized nationally for both the excellence and breadth of its academic and research programs. UTEP's annual research expenditures have grown from \$6 million to nearly \$95 million per year, and doctoral programs from one to 22 during this same period. To accommodate steady growth in enrollment, academic programs and research, the university has recently committed nearly \$400 million in new and renovated facilities expansion in science, engineering, health sciences, and other student quality-of-life related infrastructure.

Dr. Natalicio has served on numerous boards including the Hispanic Scholarship Fund (HSF), Rockefeller Foundation, Trinity Industries, Sandia Corporation, U.S.-Mexico Foundation for Science (FUMEC), American Council on Education, National Action Council for Minorities in Engineering (NACME), Association of Public and Land-grant Universities (APLU), and Internet2. She was appointed by President

George H.W. Bush to membership on the Advisory Commission on Educational Excellence for Hispanic Americans and by President Bill Clinton to the National Science Board, where she served two six-year terms, including three two-year terms as NSB vice-chair.

In 2017, Dr. Natalicio was named one of Fortune magazine's Top 50 World Leaders. In 2016, she was honored with the Hispanic Heritage Award in Science, Technology, Engineering, and Math, and she was included on the 2016 TIME 100 list of most influential people in the world. In 2015, The Carnegie Corporation of New York honored Dr. Natalicio with its prestigious Academic Leadership Award. In 2011, the President of Mexico presented her the Orden Mexicana del Aguila Azteca, the highest recognition bestowed on foreign nationals. She was inducted into the Texas Women's Hall of Fame, honored with the Distinguished Alumnus Award at The University of Texas at Austin, and awarded honorary doctoral degrees by St. Louis University, Northeastern University, Victoria University (Melbourne, Australia), Georgetown University, Smith College and the Universidad Autónoma de Nuevo Leon (Mexico).

A graduate of St. Louis University, Dr. Natalicio earned a master's degree in Portuguese and a doctorate in linguistics from The University of Texas at Austin.



T DIRECTOR OF ATHLETICS - JIM SENTER



Jim Senter was named UTEP's Director of Athletics on Nov. 22, 2017.

His opening months on the job were a whirlwind, as he hired coaches for football (Dana Dimel), men's basketball (Rodney Terry) and rifle (Austin Litherland). With a firm belief that "Every Person Makes a Difference," Senter sought to engage Miner supporters far and wide. He organized a series of Town Hall meetings across El Paso, and established UTEP's first-ever Fan Council. He also unveiled a vision for the future of Sun Bowl Stadium, with sweeping changes scheduled to take place for the iconic venue over the next two years.

Senter served as Director of Intercollegiate Athletics at The Citadel, The Military College of South Carolina, from 2014-17. During that time he hired head coaches in football, men's basketball, baseball, soccer and volleyball.

Over 45 percent of The Citadel's athletic budget is self-generated revenue, the highest figure in the Southern Conference. Senter's fundraising efforts resulted in significant improvements being made to the football, basketball and baseball facilities. He grew scholarship endowment by nearly \$6 million in cash and pledges over three years. His total fundraising numbers set school records.

Senter grew football attendance by more than 3,000 spectators per game, and the Bulldogs led the Southern Conference in attendance. They posted a 10-win season in 2016 and a nine-victory campaign in 2015.

Academically, 174 Bulldog student-athletes garnered placement on the Southern Conference Honor Roll in 2017. The year prior, The Citadel produced two CoSIDA (College Sports Information Directors of America) Academic All-Americans.

Senter came to The Citadel after spending seven years (2006-13) at the University of Colorado, where he worked his way up to Senior Associate Athletic Director for External Operations. Senter was the sport supervisor for the Colorado football, skiing, men's and women's golf programs. He also had supervision over the Chief Marketing Officer and numerous other areas including facilities, sports medicine, sports performance, game and event management and equipment services.

He began his tenure at Colorado as Associate AD for Development. In that role, his responsibilities included all fundraising efforts, including the annual fund (student-athlete scholarships), major gifts and coordinating all donation-related activities and staff. He was later elevated to Associate Athletic Director.

Before Colorado, Senter served as Associate Athletic Director for Development/Senior Associate AD for External Sales at San Diego State for 18 months. Aligned closely with the University foundation, he was responsible for overseeing the athletic department's development efforts, including major gifts.

He spent 2003-05 as Director of Athletics at Idaho State University, a 16-sport Division I-AA program. He engineered a 19 percent increase in football attendance and a \$600,000 leap in advertising, marketing and corporate sales.

Senter began his college athletic career at the University of Idaho. After working as assistant head football coach and recruiting coordinator, he branched out into the administrative side. He served as Assistant and Associate Athletic Director of Development from 1998-2003 in a chief fundraising capacity. He was responsible for the university's Capital Campaign for Athletics, helping raise money for a \$13 million athletic facility expansion. He also ran the annual fund for Vandal athletics, overseeing the work of 48 national directors and planning the fiscal budget.

During his coaching days, Senter was in charge of the defensive line, linebackers and secondary. He was a part of Idaho's run to a 52-21 record over seven seasons and six NCAA playoff appearances.

Senter began his coaching career at Coffeyville Community College in Kansas, where he was a student assistant in 1981 and 1982. He later held that role at his alma mater, the University of Tulsa, from 1983-85 before moving on to Idaho.

Senter earned his bachelor's degree in physical education from Tulsa in 1985, and added a master's degree in recreation from Idaho in 1992 while serving on the football coaching staff.

He was born in Doylestown, Pa., and graduated from Jay (Okla.) High School where he was a football letterwinner. He is married to the former Susan Beck and the couple has four children -- Shawna, Derick, Matthew and Samantha.



T SUN BOWL STADIUM



There was something special about the Sun Bowl Stadium when it opened on Sept. 21, 1963. On the first play from scrimmage at the then-30,000-seat stadium, Miner running back Larry Durham bolted 54 yards for a touchdown against North Texas State University. The Miners went on to score a 34-7 victory over the Eagles.

The facility was originally designed to hold 30,000 spectators. The second deck on the press box was completed in 1969, and in 1982 extra seating was added. The present seating capacity is 51,500.

The stadium is not only home to the UTEP football team, but also houses the Sun Bowl game every December.


Recent additions to the stadium have included a state-of-the-art video board and scoreboards and a FieldTurf Classic HD CoolPlay playing surface.

Over eight million fans have passed through the Sun Bowl turnstiles, and the Miners set a school record for attendance in 2005 at 47,899 fans per game.

UTEP has played 312 games in the Sun Bowl, and enjoyed undefeated home records in 1988 (6-0) and 2000 (5-0). The Sun Bowl was recently selected as the "Best Stadium in Conference USA" by The Sporting News magazine.



T MINER ATHLETIC ACADEMIC CENTER



The Miner Athlete Academic Center (MAAC) was created to provide academic support services to all UTEP student-athletes and is conveniently located in the center of campus. The MAAC is dedicated to promoting the individual and educational goals of each UTEP student-athlete and ensuring compliance with UTEP, Conference USA and NCAA academic eligibility standards. Recognizing that one of student-athletes' greatest challenges is maintaining the balance between academics and athletics, each sport is assigned an athletic academic advisor whose primary responsibilities are to serve as an advisor and mentor for student-athletes; to assist with educational goal setting, degree plans, and course selection; to track academic progress and to calculate and certify NCAA academic eligibility. The MAAC offers a Three-Part Academic Support Program designed to assist student-athletes in developing time management and study skills. The program includes mentoring, one-on-one tutoring, and large areas devoted to focused study time.

In April 2007, UTEP finished a complete renovation to expand the MAAC facility from 2,000 to 6,900 square feet. The new facility includes a computer lab with 50 computers and four laser printers, nine rooms for individual tutoring appointments, a large quiet area for study hall and classrooms for group tutoring sessions, individual team study blocks, and academic and life skills workshops.

The MAAC is open to all student-athletes Monday through Thursday, 7:30 a.m.-9 p.m.; Friday, 7:30 a.m.-5 p.m.; and Sunday, 2-7 p.m.





The University of Texas at El Paso Athletic Training Department is committed to delivering the highest quality health care to all of its student-athletes. The certified athletic training staff serves as care givers for student athletes as well as clinical educators, supervisors, and mentors for athletic training students pursuing state licensure in athletic training. The staff maintains current knowledge and skill through participation in regular in-services and attendance at educational conferences annually.

The primary goal of the athletic training staff at The University of Texas at El Paso is to protect and return the injured student athlete to sport participation as quickly and safely as possible. The athletic trainer possesses knowledge in injury prevention, injury recognition, evaluation, and assessment; immediate care; and the treatment, rehabilitation, and reconditioning of athletic injuries. Our main objective is to first help prevent athletic injuries from occurring. Recognizing that some injuries are inevitable, our staff is available to render first aid, provide follow-up treatment and rehabilitation, and counsel student-athletes and their parents on available treatment options. The University of Texas at El Paso strives to deliver current, scientifically sound care to each and every athlete regardless of his or her sport or personal team standing.

The staff of certified athletic trainers, graduate assistant athletic trainers, and student athletic trainers provide medical coverage for the 16 intercollegiate athletic programs at UTEP.

The department of Intercollegiate Athletics at UTEP has five Certified Athletic Trainers, five Graduate Assistant Athletic Trainers, and approximately 15 Student Athletic Trainers that comprise the athletic training staff as well as numerous physicians.

Upon completion of their course work at UTEP, they will receive a bachelor degree and be eligible to take the Texas State Licensure exam. During their education at UTEP the student athletic trainer will attain competencies through a specialized hands-on, practical experience.

The student athletic trainer works directly with the certified and graduate assistant athletic trainers and team physicians in the areas of injury prevention, treatment, and rehabilitation. In addition to the athletic training room and field exposure student athletic trainers have the opportunity to observe surgical procedures performed on the athletes. This hands-on, practical experience not only complements the educational experience but also provides excellent field based learning opportunities for each student.

ATHLETIC WEIGHT ROOM



The UTEP Strength and Conditioning program has taken on a whole new look since the opening of the Vandenburg Strength and Conditioning Center in 2002. This glass-walled structure is located atop the Larry K. Durham Center and the view is incredible, overlooking the Sun Bowl to the east, and the Franklin Mountains to the west.

Student-athletes have access to over 10,000 square feet of training space. The weight room contains a full range of state-of-the-art equipment such as Power Lift multi-racks, Hammer Strength plate-loaded machines, and a variety of other conditioning equipment that make the facility a premier setting for intense training. With its size and amenities, UTEP's strength and conditioning center rivals any in Division I athletics.

- 18 power lift multi-rack power stations
- Eleiko olympic and york power bars at every rack
- Plate-loaded dumbbells at every rack
- Multi-purpose step-up boxes at every rack
- Uesaka and UCS plyo boxes
- Dyna-max and D-Ball medicine balls from 6 to 80 lbs
- Dumbbells ranging from 5 to 200 lbs
- Chains and jump stretch bands
- A variety of strongman equipment including prowlers, yokes, logs, & farmer's walk handles
- A variety of hammer strength, samson, and body master equipment
- Six air assault bikes, four life fitness treadmills, two erg rowing machines, and two stairmasters
- A nutritional center





MEDIA

MEDIA INFORMATION

MEDIA CONTACTS



DENISE MATA
ASSISTANT AD OF MEDIA RELATIONS
FOOTBALL PRIMARY CONTACT
 Office: (915) 747-6653
 Cell: (915) 820-2458
 Email: mdmata@utep.edu



JEFF DARBY
SENIOR ASSOCIATE A.D.
 Office: (915) 747-6652
 Cell: (915) 204-0642
 Email: jdarby@utep.edu

Please direct any UTEP Football interview, information or photo requests to Denise Mata (915-747-6653; mdmata@utep.edu). The UTEP Athletic Media Relations Office is located in Brumbelow Building Room 126 at 201 Glory Road, next to the Don Haskins Center.

CREDENTIALS

Requests for working press credentials at UTEP home football games should be made in writing on company letterhead to Jeff Darby. The mailing address is Brumbelow Building Room 126, 201 Glory Road, El Paso, Texas 79902. Requests may be sent by fax (915-747-5444) or e-mail (jdarby@utep.edu), but all requests should be received at least one week prior to the game.

Due to the demand for credentials, media agencies which cover UTEP and the visiting school on a regular basis will receive top priority. Other credentials will be issued according to availability of space. Credentials will be mailed if possible. Otherwise, they can be picked up in the UTEP athletic media relations office or, on gameday, will be available from the parking attendant at the press box lot of the Sun Bowl. Will call opens two hours prior to kickoff.

PRESS BOX SERVICES

Wireless internet access is available in the Sun Bowl press box. Programs, flip cards, statistics and notes for both teams will be provided prior to each game. Last-minute lineup changes, weather conditions and other information will be relayed through the internal public address system. Play-by-play and statistics are distributed at the conclusion of each quarter. Complete team and individual statistics, a scoring summary and post-game notes and quotes are available after each game. A meal is served in the press box one hour prior to kickoff. Soft drinks and coffee are served throughout the duration of the game.

SIDELINE POLICY

All photographers and cameramen are granted access to the sidelines with the appropriate credentials. Sideline access generally is limited to newspapers or publications staffing the two teams, national publications, wire services, and local and national television outlets.

Sideline photographers must follow NCAA guidelines, which prohibit access to the bench areas and the stands.

GAMEDAY PARKING

Press parking at the Sun Bowl is available on a limited basis. Requests for parking passes should be made at least a week in advance of the game to Jeff Darby.

POSTGAME INTERVIEWS

Following a brief cooling-off period, UTEP coach Dana Dimel and selected players will be available for interviews in the Durham Center in room 117.

Denise Mata will escort members of the media from the press box to the field with three minutes remaining in the fourth quarter.

For visiting team player and coaches' interviews, please consult the visiting team's sports information director.

PHONES

The press row phone number is (915) 747-5154. If a media member needs a personal phone in the press box, he or she should contact AT&T at (800) 499-7928 to make arrangements. When ordering lines, please contact Jeff Darby at (915) 747-6652 to ensure proper placement along press row.

RADIO

One ISDN, one analog line, an Ethernet circuit and two dry pair to the visiting locker room are provided for visiting radio. Broadcast coordinators should contact Jon Teicher, UTEP Assistant Athletics Director for Broadcasting, at teicher@utep.edu or (915) 747-6869 to make arrangements to use these lines.

PRACTICE COVERAGE/INTERVIEWS

Members of the media are permitted to attend practices and are allowed to shoot B-roll unless asked by Denise Mata to stop shooting certain parts of practice. Please contact Denise Mata in the UTEP athletic media relations office in advance for the status of practice and for clearance into practice. Media members (including photographers) are required to observe practice from the side of the field opposite to the team. Coach and player interviews are permitted after practice on Monday, Tuesday, Wednesday and Thursday of game week.

All interviews with UTEP players and coaches should be arranged through media relations director Denise Mata. Media members are asked not to call players at home, unless previously arranged by the media relations office.

MEDIA LUNCHEONS

UTEP Head Coach Dana Dimel will hold a weekly press luncheon every Monday during the season (starting Aug. 27) at 11:30 a.m. in the Hall of Champions, located on the second floor of the Larry K. Durham Sports Center (adjacent to the Sun Bowl). Lunch will be served at 11:30 a.m., and coach Dimel will address the media beginning at noon.

UTEP FOOTBALL WITH DANA DIMEL

Coach Dana Dimel's weekly radio show will take place on Wednesdays with two exceptions throughout the season. Join Coach Dimel and host Jon Teicher, the "Voice of the Miners," along with Miner players, coaches and staff for the shows alternately at Border City Ale House on the east side and in Ray's Backyard and the Lodge at the Pershing Inn in Central El Paso. Coach Dimel will break down the Miners most recent game, preview the upcoming contest and take fan questions. Shows will begin at 7 p.m. unless otherwise noted.

| PERSHING INN (2909 PERSHING DR.) | BORDER CITY ALE HOUSE (1506 N. LEE TREVINO) |
|----------------------------------|---|
| Wed., August 22 | Wed., August 29 |
| Wed., September 5 | Wed., September 12 |
| Wed., September 19 | Wed., September 26 |
| Wed., October 3 | Wed., October 17 |
| Wed., October 24 | Wed., October 31 (6 p.m.) |
| Wed., November 7 | Tues., November 13 |
| Wed., November 21 | Tues., November 27 |

All shows can be heard on UTEP's flagship station, The Fox, 92.3 FM in El Paso and anywhere on a mobile device at tunein.com.

UTEP ON THE WEB

The official UTEP athletic department website is located at www.utepathletics.com and features up-to-date game notes and statistics as well as press releases, player and coach biographies and photos. The Conference USA website is located at www.conferenceusa.com.



UTEP ON THE RADIO



KOFX 92.3 FM (ENGLISH)

Once again in 2018, all UTEP Football games – home and away – can be heard in El Paso and throughout the Southwest on The Fox, KOFX 92.3 FM.

Those outside of the El Paso area can enjoy an audio stream of all games via subscription on the official UTEP Athletics website, www.utepathletics.com and anywhere on a mobile device at tunein.com.

The trio of Jon Teicher, Bernie Ricono and Mando Medina team up for the first time calling the action.

Teicher and Ricono are together for the 27th consecutive season while Medina joins the duo from the UTEP Football sideline.

Teicher is in his 38th season as the “Voice of the Miners.” A native of Detroit, Michigan and a UCLA grad, Teicher serves as UTEP’s Assistant Athletics Director for Broadcasting. He first arrived in El Paso to call play-by-play for the minor league baseball Diablos from 1980-1984 and once again from 1988-1992. Teicher has also broadcast professional baseball in Portland, Oregon and in Wichita, Kansas. Additionally he spent a season as the play-by-play voice of the New Mexico State Aggies, five years as the host of the popular local afternoon show “Sportstalk” and three years as a sports anchor for KDDB-TV.

During the season, Teicher also hosts the weekly Dana Dimel and Rodney Terry radio shows. In the spring and summer months, he is the sport administrator for UTEP Softball and is involved in sales and promotions with UTEP Athletics multimedia rights holder IMG College. Teicher was inducted into the El Paso Athletic Hall of Fame in the spring of 2001. Most recently in December of 2017 in New York City, he was honored by the National Football Foundation with the Chris Schenkel Award, presented annually to an individual for a long and distinguished career broadcasting college football at one university.

A former collegiate coach, Ricono spent four seasons as the Miners’ Football Defensive Coordinator in the mid-to-late 1970’s. He also coached at Eastern Illinois (with former NFL Head Coach Mike Shanahan) and at the University of Wisconsin-Whitewater.

Since leaving the coaching profession, Ricono spent time as the General Manager of the Southwestern International Livestock Show and Rodeo and as the Director of Sponsorships for the El Paso Diablos. He currently teaches at El Paso Community College.

Medina, the rookie member of the crew, is anything but a newcomer to the El Paso sports scene with more than 20 years of Sun City media experience. He was formerly the Program Director and host of the sports talk show “Crunchtime” for 600 ESPN El Paso plus the producer of the KLAQ Morning Show, for whom he was also a DJ.

Mando currently is the Operations/Sports Director for TownTalk Sports El Paso, broadcasting high school sports on the internet, the host of Dallas Cowboys viewing parties at Speaking Rock Entertainment Center plus a sports reporter for the El Paso Herald Post.

UTEP Football coverage on The Fox starts one hour prior to kickoff with the “Longhorn Distributing Countdown to Kickoff Show,” featuring game previews from Coach Dana Dimel and staff. The postgame “Hunt Companies Locker Room Report” includes a game recap, interviews with Coach Dimel and Miner players, plus scores of other games.



ESPN DEPORTES 1650 AM (SPANISH)

ESPN Deportes 1650 AM continues as the Spanish Language home for all UTEP Football play-by-play broadcasts. Omar Ropele, Eduardo Rubio and Abel Rodriguez once again share the microphone.

Ropele was UTEP’s original Spanish radio voice from 2003-2012. He was a sports anchor for KXTX Telemundo in Dallas for one year before returning to his hometown of El Paso. Ropele spent four years with XHJUB-TV working as a news editor, writer, and sports reporter. Later he served as Sports Director for Univision affiliate KINT-TV 26. Omar left broadcasting and since has served as the Communications Director for UMC and El Paso Children’s Hospital Foundation.

A part of the UTEP Spanish broadcasts for the last several seasons, Rubio was born in El Paso and raised in Juarez, Mexico before returning to the Sun City to attend Franklin High School and ultimately UTEP. He is completing his degree in Communications with a minor in Spanish. Rubio worked for many years as a linguist and is currently employed by UMC and the El Paso Children’s Hospital Foundation. His wife Christina Nicole is a UTEP alum.

Rodriguez, a 1981 UTEP graduate, played an instrumental role in the development of UTEP’s Spanish Language Football and Basketball broadcasts while on staff at Entravision, owner of 92.3 The Fox. He broadcast UTEP’s Humanitarian Bowl game against Boise State in 2000, the first Spanish broadcast in UTEP history.



sports • entertainment • media

IMG College is the nation’s leading collegiate sports marketing company, offering national, regional, and local multi-platform marketing opportunities targeting 190 million college sports fans – the largest and most attractive sports fan base.

IMG College is blazing new trails in the growing collegiate market with exclusive rights to nearly 90 universities and conferences in 51 of the top 56 Nielsen markets. IMG’s exclusive rights include intellectual property, experiential and promotional assets, event signage, digital, tickets, hospitality, live event radio, and shoulder programming including coaches’ TV and radio shows...customized for sponsors by a staff of nearly 400 sales and marketing professionals.

IMG College, through its licensing affiliate, IMG College Licensing, also represents the exclusive trademark licensing and consumer product rights for nearly 200 top schools, conferences and bowl games, and provides a comprehensive suite of solutions-based services to schools in ticketing; stadium seating; fundraising; premium events and hospitality.

IMG College produces 35,000 hours of radio programming annually on the largest network in the country, manages 5,000 hours of TV programming produced annually, is the leading publisher of college sports publications, and averages nearly 19 million unique visitors per month across its collegiate digital platforms.

Headquartered in Winston-Salem, N.C., IMG College employs more than 700 people in nearly 100 offices throughout the U.S.

IMG College is a division of IMG, a global sports, fashion and media business.

T MEDIA OUTLETS



NEWSPAPERS

EL PASO TIMES

(915) 546-6161
 Fax (915) 546-6343
 300 North Campbell
 El Paso, TX 79901
 Football Beat Writer: Bret Bloomquist
 (bbloomquist@elpasotimes.com)

THE PROSPECTOR

(915) 747-5161
 Fax (915) 747-8031
 105 Union East
 University of Texas-El Paso
 El Paso, TX 79968-0622
 Sports Editor: Adrian Broaddus
 (adrianbroaddus@gmail.com)

ASSOCIATED PRESS

(915) 532-1939
 Fax (915) 313-3958
 300 North Campbell
 El Paso, TX 79901

TELEVISION

KDBC (CBS)

(915) 532-5421
 Fax (915) 496-4590
 801 North Oregon
 El Paso, TX 79902
 Sports Director: Lou Romano
 (lou.romano@cbs4local.com)
 Sports Anchor: Eric O'Brien
 (eric.obrien@cbs4local.com)

KFOX-TV (FOX)

(915) 834-2145
 Fax (915) 833-8717
 6004 North Mesa
 El Paso, TX 79912

KTSM (NBC)

(915) 532-5421 ext. 294
 Fax (915) 544-0536
 801 North Oregon
 El Paso, TX 79902

Sports Director: Andy Morgan
 (amorgan@elpasoproud.com)

Sports Anchor: Colin Deaver
 (cdeaver@ktsm.com)

KVIA (ABC)

(915) 496-1761
 Fax (915) 532-0505
 4140 Rio Bravo
 El Paso, TX 79902
 Sports Director: Trevor Thompson
 (trevor.thompson@kvia.com)
 Sports Anchor: Wil Herren
 (wil.herren@kvia.com)

TIME WARNER CABLE

(915) 772-1123
 7010 Airport Road
 El Paso, TX 79906

RADIO

KROD 600 AM

(915) 351-4592
 Fax (915) 532-0123
 4180 North Mesa
 El Paso, TX 79902
 Program Director: Steve Kaplowitz
 (skaplowitz@krod.com)

KOFX 92.3 FM

(English Flagship)
 (915) 581-1126
 Fax (915) 585-4613
 5426 North Mesa
 El Paso, TX 79912
 General Manager: Diana DeLara Zamudio
 Program Director: Sarge Preston

ESPN DEPORTES 1650 AM

(Spanish Flagship)
 (915) 581-1126
 Fax (915) 585-4613
 5426 North Mesa
 El Paso, TX 79912

OTHERS

JON TEICHER

(football and men's basketball play-by-play)
 (915) 747-6869
 Brumbelow Building, Room 115
 201 Glory Road
 El Paso, TX 79968
 teicher@utep.edu

RAY SANCHEZ

(915) 584-0626
 4501 Skylark
 El Paso, TX 79922
 rayf358@yahoo.com

SPANISH NEWSPAPERS

EL DIARIO

(915) 838-1600 ext. 1077
 Fax (915) 772-1299
 425 North Kansas
 El Paso, Texas 79901
 Sports Contact: Luis Eduardo Moran
 (emoran@redaccion.diario.com.mx)

SPANISH TELEVISION

KINT

(915) 581-1126
 Fax (915) 585-4642
 5426 North Mesa
 El Paso, TX 79912
 Sports Anchor: Cesar Contreras
 (ccontreras@entravision.com)

TELEMUNDO

(915) 591-9595
 10033 Carnegie Avenue
 El Paso, Texas 79925
 Sports Contact: Antonio Favela
 (afavela@zgsgroup.com)







WINTER

FOOTBALL

UTEP
MEDIA GUIDE



#EPMAD