

SUMMARY



400 Metres Men - Semi-Final

First 2 in each heat (Q) and the next 2 fastest (q) advance to the Final

RECORDS	RESULT	NAME	COUNTRY	AGE	VENUE	DATE
World Record WR	43.03	Wayde VAN NIEKERK	RSA	24	Rio de Janeiro (Estádio Olímpico)	14 Aug 2016
Championships Record CR	43.18	Michael JOHNSON	USA	32	Sevilla (La Cartuja)	26 Aug 1999
World Leading WL	43.45	Michael NORMAN	USA	22	Torrance, CA (USA)	20 Apr 2019
Area Record AR		National Record NR		Personal Best PB		Season Best SB

2 October 2019

RANK	PLACE	HEAT	LANE	BIB	NAME	COUNTRY	DATE of BIRTH	RESULT	
1	1	2	6		Steven GARDINER	BAH	12 Sep 95	44.13	Q SB
2	2	2	5		Kirani JAMES	GRN	1 Sep 92	44.23	Q SB
3	1	1	4		Fred KERLEY	USA	7 May 95	44.25	Q
4	2	1	5		Emmanuel Kipkurui KORIR	KEN	15 Jun 95	44.37	Q SB
5	1	3	7		Machel CEDENIO	TTO	6 Sep 95	44.41	Q SB
6	2	3	8		Anthony José ZAMBRANO	COL	17 Jan 98	44.55	Q NR
7	3	2	7		Demish GAYE	JAM	20 Jan 93	44.66	q SB
8	3	3	6		Akeem BLOOMFIELD	JAM	10 Nov 97	44.77	q
9	3	1	7		Davide RE	ITA	16 Mar 93	44.85	
10	4	2	9		Vernon NORWOOD	USA	10 Apr 92	45.00 (.992)	
11	5	2	8		Leungo SCOTCH	BOT	28 Feb 96	45.00 (.996)	PB
12	4	1	6		Jonathan SACOOR	BEL	1 Sep 99	45.03	PB
13	4	3	5		Julian Jrummi WALSH	JPN	18 Sep 96	45.13	PB
14	5	3	9		Rabah YOUSIF	GBR	11 Dec 86	45.15	SB
15	6	2	3		Jhon Alejandro PERLAZA	COL	26 Aug 94	45.17	
16	5	1	9		Thapelo PHORA	RSA	21 Nov 91	45.24	
17	6	1	8		Abbas Abubakar ABBAS	BRN	17 May 96	45.26	
18	7	1	2		Nathan STROTHER	USA	6 Sep 95	45.34	
19	7	2	4		Philip OSEI	CAN	30 Oct 90	45.44	
20	8	2	2		Steven SOLOMON	AUS	16 May 93	45.54	SB
21	6	3	2		Alphas Leken KISHOYIAN	KEN	1 Jan 94	45.55	
22	7	3	4		Michael NORMAN	USA	3 Dec 97	45.94	
23	8	1	3		Mazen AL YASEN	KSA	8 Jul 96	46.11	
		3	3		Yousef KARAM	KUW	15 Jul 93	DNF	

ALL-TIME TOP LIST				SEASON TOP LIST			
RESULT	NAME	VENUE	DATE	RESULT	NAME	VENUE	2019
43.03	Wayde VAN NIEKERK (RSA)	le Janeiro (Estádio Olímpico)	14 Aug 16	43.45	Michael NORMAN (USA)	Torrance, CA (USA)	20 Apr
43.18	Michael JOHNSON (USA)	Sevilla (La Cartuja)	26 Aug 99	43.64	Fred KERLEY (USA)	Des Moines, IA (USA)	27 Jul
43.29	Butch REYNOLDS (USA)	Zürich (Letzigrund)	17 Aug 88	44.13	Steven GARDINER (BAH)	Doha	2 Oct
43.45	Jeremy WARINER (USA)	Osaka (Nagai Stadium)	31 Aug 07	44.23	Kahmari MONTGOMERY (USA)	Austin, TX (USA)	7 Jun
43.45	Michael NORMAN (USA)	Torrance, CA (USA)	20 Apr 19	44.23	Kirani JAMES (GRN)	Doha	2 Oct
43.50	Quincy WATTS (USA)	Barcelona (Estadio Olímpico)	5 Aug 92	44.25	Stewart TREVOR (USA)	Austin, TX (USA)	7 Jun
43.64	Fred KERLEY (USA)	Des Moines, IA (USA)	27 Jul 19	44.29	Nathan STROTHER (USA)	Des Moines, IA (USA)	27 Jul
43.65	LaShawn MERRITT (USA)	Beijing (National Stadium)	26 Aug 15	44.31	Rai BENJAMIN (USA)	Torrance, CA (USA)	20 Apr
43.72	Isaac MAKWALA (BOT)	La Chaux-de-Fonds (La Charrière)	5 Jul 15	44.37	Emmanuel Kipkurui KORIR (KEN)	Doha	2 Oct
43.74	Kirani JAMES (GRN)	Lausanne (Pontaise)	3 Jul 14	44.40	Akeem BLOOMFIELD (JAM)	London (GBR)	21 Jul
				44.40	Vernon NORWOOD (USA)	Des Moines, IA (USA)	27 Jul

RESULTS



400 Metres Men - Semi-Final

First 2 in each heat (Q) and the next 2 fastest (q) advance to the Final

RECORDS	RESULT NAME	COUNTRY	AGE	VENUE	DATE
World Record WR	43.03 Wayde VAN NIEKERK	RSA	24	Rio de Janeiro (Estádio Olímpico)	14 Aug 2016
Championships Record CR	43.18 Michael JOHNSON	USA	32	Sevilla (La Cartuja)	26 Aug 1999
World Leading WL	43.45 Michael NORMAN	USA	22	Torrance, CA (USA)	20 Apr 2019

Area Record **AR** National Record **NR** Personal Best **PB** Season Best **SB**

Heat 1

3

2 October 2019 20:35 START TIME

26° C TEMPERATURE 59% HUMIDITY

PLACE	NAME	COUNTRY	DATE OF BIRTH	LANE	RESULT	REACTION	Fn
1	Fred KERLEY	USA	7 May 95	4	44.25	Q	0.152
2	Emmanuel Kipkurui KORIR	KEN	15 Jun 95	5	44.37	Q SB	0.153
3	Davide RE	ITA	16 Mar 93	7	44.85		0.186
4	Jonathan SACOOR	BEL	1 Sep 99	6	45.03	PB	0.152
5	Thapelo PHORA	RSA	21 Nov 91	9	45.24		0.182
6	Abbas Abubakar ABBAS	BRN	17 May 96	8	45.26		0.194
7	Nathan STROTHER	USA	6 Sep 95	2	45.34		0.155
8	Mazen AL YASEN	KSA	8 Jul 96	3	46.11		0.168

Heat 2

3

2 October 2019 20:42 START TIME

26° C TEMPERATURE 59% HUMIDITY

PLACE	NAME	COUNTRY	DATE OF BIRTH	LANE	RESULT	REACTION	Fn
1	Steven GARDINER	BAH	12 Sep 95	6	44.13	Q SB	0.154
2	Kirani JAMES	GRN	1 Sep 92	5	44.23	Q SB	0.119
3	Demish GAYE	JAM	20 Jan 93	7	44.66	q SB	0.188
4	Vernon NORWOOD	USA	10 Apr 92	9	45.00 (.992)		0.181
5	Leungo SCOTCH	BOT	28 Feb 96	8	45.00 (.996)	PB	0.167
6	Jhon Alejandro PERLAZA	COL	26 Aug 94	3	45.17		0.160
7	Philip OSEI	CAN	30 Oct 90	4	45.44		0.172
8	Steven SOLOMON	AUS	16 May 93	2	45.54	SB	0.169

Heat 3

3

2 October 2019 20:51 START TIME

26° C TEMPERATURE 59% HUMIDITY

PLACE	NAME	COUNTRY	DATE OF BIRTH	LANE	RESULT	REACTION	Fn
1	Machel CEDENIO	TTO	6 Sep 95	7	44.41	Q SB	0.239
2	Anthony José ZAMBRANO	COL	17 Jan 98	8	44.55	Q NR	0.183
3	Akeem BLOOMFIELD	JAM	10 Nov 97	6	44.77	q	0.207
4	Julian Jrummi WALSH	JPN	18 Sep 96	5	45.13	PB	0.132
5	Rabah YOUSIF	GBR	11 Dec 86	9	45.15	SB	0.160
6	Alphas Leken KISHOYIAN	KEN	1 Jan 94	2	45.55		0.189
7	Michael NORMAN	USA	3 Dec 97	4	45.94		0.176
	Yousef KARAM	KUW	15 Jul 93	3	DNF		0.156

ALL-TIME TOP LIST

RESULT	NAME	VENUE	DATE
43.03	Wayde VAN NIEKERK (RSA)	le Janeiro (Estádio Olímpico)	14 Aug 16
43.18	Michael JOHNSON (USA)	Sevilla (La Cartuja)	26 Aug 99
43.29	Butch REYNOLDS (USA)	Zürich (Letzigrund)	17 Aug 88
43.45	Jeremy WARINER (USA)	Osaka (Nagai Stadium)	31 Aug 07
43.45	Michael NORMAN (USA)	Torrance, CA (USA)	20 Apr 19
43.50	Quincy WATTS (USA)	Barcelona (Estadio Olímpico)	5 Aug 92
43.64	Fred KERLEY (USA)	Des Moines, IA (USA)	27 Jul 19
43.65	LaShawn MERRITT (USA)	Beijing (National Stadium)	26 Aug 15
43.72	Isaac MAKWALA (BOT)	La Chau-de-Fonds (La Charrière)	5 Jul 15
43.74	Kirani JAMES (GRN)	Lausanne (Pontaise)	3 Jul 14

SEASON TOP LIST

RESULT	NAME	VENUE	2019
43.45	Michael NORMAN (USA)	Torrance, CA (USA)	20 Apr
43.64	Fred KERLEY (USA)	Des Moines, IA (USA)	27 Jul
44.13	Steven GARDINER (BAH)	Doha	2 Oct
44.23	Kahmari MONTGOMERY (USA)	Austin, TX (USA)	7 Jun
44.23	Kirani JAMES (GRN)	Doha	2 Oct
44.25	Stewart TREVOR (USA)	Austin, TX (USA)	7 Jun
44.29	Nathan STROTHER (USA)	Des Moines, IA (USA)	27 Jul
44.31	Rai BENJAMIN (USA)	Torrance, CA (USA)	20 Apr
44.37	Emmanuel Kipkurui KORIR (KEN)	Doha	2 Oct
44.40	Akeem BLOOMFIELD (JAM)	London (GBR)	21 Jul
44.40	Vernon NORWOOD (USA)	Des Moines, IA (USA)	27 Jul

RESULTS



110 Metres Hurdles Men - Final

RECORDS	RESULT NAME	COUNTRY	AGE	VENUE	DATE
World Record WR	12.80 Aries MERRITT	USA	27	Bruxelles (Boudewijnstadion)	7 Sep 2012
Championships Record CR	12.91 Colin JACKSON	GBR	26	Stuttgart (Gottlieb-Daimler Stadion)	20 Aug 1993
World Leading WL	12.98 Grant HOLLOWAY	USA	22	Austin, TX (USA)	7 Jun 2019
Area Record AR	National Record NR	Personal Best PB	Season Best SB		

2 October 2019 23:00 START TIME

26° C TEMPERATURE 59 % HUMIDITY

+0.6m/s WIND

PLACE	NAME	COUNTRY	DATE OF BIRTH	LANE	RESULT	REACTION	Fn
1	Grant HOLLOWAY	USA	19 Nov 97	6	13.10	0.158	
2	Sergey SHUBENKOV	ANA	4 Oct 90	9	13.15	0.150	
3	Pascal MARTINOT-LAGARDE	FRA	22 Sep 91	7	13.18	0.161	
4	Wenjun XIE	CHN	11 Jul 90	2	13.29	0.140	
5	Orlando ORTEGA	ESP	29 Jul 91	5	13.30	0.130	
6	Shane BRATHWAITE	BAR	8 Feb 90	1	13.61	0.149	
7	Devon ALLEN	USA	12 Dec 94	3	13.70	0.124	
8	Milan TRAJKOVIC	CYP	17 Mar 92	8	13.87	0.150	
	Omar MCLEOD	JAM	25 Apr 94	4	DQ 163.2(b)	0.128	

NOTE IAAF Rule 163.2(b) - Jostling / Obstruction

ALL-TIME TOP LIST				SEASON TOP LIST			
RESULT	NAME	VENUE	DATE	RESULT	NAME	VENUE	2019
12.80	Aries MERRITT (USA)	Bruxelles (Boudewijnstadion)	7 Sep 12	12.98	Grant HOLLOWAY (USA)	Austin, TX (USA)	7 Jun
12.87	Dayron ROBLES (CUB)	Ostrava	12 Jun 08	13.00	Daniel ROBERTS (USA)	Austin, TX (USA)	7 Jun
12.88	Xianq LIU (CHN)	Lausanne (Pontaise)	11 Jul 06	13.05	Orlando ORTEGA (ESP)	Lausanne (SUI)	5 Jul
12.89	David OLIVER (USA)	Paris Saint-Denis (Stade de France)	16 Jul 10	13.07	Omar MCLEOD (JAM)	Olympiastadion, Berlin (GER)	1 Sep
12.90	Dominique ARNOLD (USA)	Lausanne (Pontaise)	11 Jul 06	13.12	Sergey SHUBENKOV (ANA)	Rabat (MAR)	16 Jun
12.90	Omar MCLEOD (JAM)	Kingston (NS), JAM	24 Jun 17	13.12	Pascal MARTINOT-LAGARDE (FRA)	Doha	2 Oct
12.91	Colin JACKSON (GBR)	tuttgart (Gottlieb-Daimler Stadion)	20 Aug 93	13.17	Wenjun XIE (CHN)	Shanghai (CHN)	18 May
12.92	Roger KINGDOM (USA)	Zürich (Letzigrund)	16 Aug 89	13.17	Freddie CRITTENDEN (USA)	Stade Charléty, Paris (FRA)	24 Aug
12.92	Allen JOHNSON (USA)	Atlanta, GA	23 Jun 96	13.18	Gabriel CONSTANTINO (BRA)	Székesfehérvár (HUN)	9 Jul
12.92	Sergey SHUBENKOV (ANA)	Székesfehérvár (HUN)	2 Jul 18	13.22	Ronald LEVY (JAM)	Stade Charléty, Paris (FRA)	24 Aug

RESULT PROGRESSION



110 Metres Hurdles Men - Final

RECORDS	RESULT NAME	COUNTRY	AGE	VENUE	DATE
World Record WR	12.80 Aries MERRITT	USA	27	Bruxelles (Boudewijnstadion)	7 Sep 2012
Championships Record CR	12.91 Colin JACKSON	GBR	26	Stuttgart (Gottlieb-Daimler Stadion)	20 Aug 1993
World Leading WL	12.98 Grant HOLLOWAY	USA	22	Austin, TX (USA)	7 Jun 2019
Area Record AR	National Record NR	Personal Best PB	Season Best SB		

2 October 2019

RANK	BIB	NAME	COUNTRY	DATE of BIRTH	PHASE	HEAT	LANE	PLACE	RESULT	WIND
1		Grant HOLLOWAY	USA	19 Nov 97	Final	1	6	1	13.10	+0.6
					Semi-Final	1	5	2	13.10 Q	+1.1
					Round 1	4	8	3	13.22 Q	+0.4
2		Sergey SHUBENKOV	ANA	4 Oct 90	Final	1	9	2	13.15	+0.6
					Semi-Final	1	6	5	13.18 Q	+1.1
					Round 1	2	6	4	13.27 Q	+0.5
3		Pascal MARTINOT-LAGARDE	FRA	22 Sep 91	Final	1	7	3	13.18	+0.6
					Semi-Final	2	6	3	13.12 Q SB	+0.9
					Round 1	3	5	12	13.45 Q	-0.4
4		Wenjun XIE	CHN	11 Jul 90	Final	1	2	4	13.29	+0.6
					Semi-Final	2	7	6	13.22 q	+0.9
					Round 1	2	8	7	13.38 Q	+0.5
5		Orlando ORTEGA	ESP	29 Jul 91	Final	1	5	5	13.30	+0.6
					Semi-Final	3	4	4	13.16 Q	+0.6
					Round 1	5	9	1	13.15 Q	-0.5
6		Shane BRATHWAITE	BAR	8 Feb 90	Final	1	1	6	13.61	+0.6
					Semi-Final	1	8	23	14.29 qJ	+1.1
					Round 1	2	3	17	13.51 Q	+0.5
7		Devon ALLEN	USA	12 Dec 94	Final	1	3	7	13.70	+0.6
					Semi-Final	2	9	8	13.36 q	+0.9
					Round 1	1	7	13	13.46 Q	+0.2
8		Milan TRAJKOVIC	CYP	17 Mar 92	Final	1	8	8	13.87	+0.6
					Semi-Final	3	7	7	13.29 Q SB	+0.6
					Round 1	1	3	6	13.37 Q SB	+0.2
		Omar MCLEOD	JAM	25 Apr 94	Final	1	4		DQ	+0.6
Semi-Final	2				5	1	13.08 Q	+0.9		
Round 1	1				9	2	13.17 Q	+0.2		

NOTE IAAF Rule 163.2(b) - Jostling / Obstruction

ALL-TIME TOP LIST				SEASON TOP LIST			
RESULT	NAME	VENUE	DATE	RESULT	NAME	VENUE	2019
12.80	Aries MERRITT (USA)	Bruxelles (Boudewijnstadion)	7 Sep 12	12.98	Grant HOLLOWAY (USA)	Austin, TX (USA)	7 Jun
12.87	Dayron ROBLES (CUB)	Ostrava	12 Jun 08	13.00	Daniel ROBERTS (USA)	Austin, TX (USA)	7 Jun
12.88	Xiang LIU (CHN)	Lausanne (Pontaise)	11 Jul 06	13.05	Orlando ORTEGA (ESP)	Lausanne (SUI)	5 Jul
12.89	David OLIVER (USA)	Paris Saint-Denis (Stade de France)	16 Jul 10	13.07	Omar MCLEOD (JAM)	Olympiastadion, Berlin (GER)	1 Sep
12.90	Dominique ARNOLD (USA)	Lausanne (Pontaise)	11 Jul 06	13.12	Sergey SHUBENKOV (ANA)	Rabat (MAR)	16 Jun
12.90	Omar MCLEOD (JAM)	Kingston (NS), JAM	24 Jun 17	13.12	Pascal MARTINOT-LAGARDE (FRA)	Doha	2 Oct
12.91	Colin JACKSON (GBR)	tuttgart (Gottlieb-Daimler Stadion)	20 Aug 93	13.17	Wenjun XIE (CHN)	Shanghai (CHN)	18 May
12.92	Roger KINGDOM (USA)	Zürich (Letzigrund)	16 Aug 89	13.17	Freddie CRITTENDEN (USA)	Stade Charléty, Paris (FRA)	24 Aug
12.92	Allen JOHNSON (USA)	Atlanta, GA	23 Jun 96	13.18	Gabriel CONSTANTINO (BRA)	Székesfehérvár (HUN)	9 Jul
12.92	Sergey SHUBENKOV (ANA)	Székesfehérvár (HUN)	2 Jul 18	13.22	Ronald LEVY (JAM)	Stade Charléty, Paris (FRA)	24 Aug

SUMMARY



110 Metres Hurdles Men - Semi-Final

First 2 in each heat (Q) and the next 2 fastest (q) advance to the Final

ATHLETE LEVY (JAM) DISQUALIFIED BY THE JURY OF APPEAL

RECORDS	RESULT	NAME	COUNTRY	AGE	VENUE	DATE
World Record WR	12.80	Aries MERRITT	USA	27	Bruxelles (Boudewijnstadion)	7 Sep 2012
Championships Record CR	12.91	Colin JACKSON	GBR	26	Stuttgart (Gottlieb-Daimler Stadion)	20 Aug 1993
World Leading WL	12.98	Grant HOLLOWAY	USA	22	Austin, TX (USA)	7 Jun 2019
Area Record AR		National Record NR		Personal Best PB		Season Best SB

2 October 2019

RANK	PLACE	HEAT	LANE	BIB	NAME	COUNTRY	DATE of BIRTH	RESULT	WIND
1	1	2	5		Omar MCLEOD	JAM	25 Apr 94	13.08	Q +0.9
2	1	1	5		Grant HOLLOWAY	USA	19 Nov 97	13.10	Q +1.1
3	2	2	6		Pascal MARTINOT-LAGARDE	FRA	22 Sep 91	13.12	Q SB +0.9
4	1	3	4		Orlando ORTEGA	ESP	29 Jul 91	13.16	Q +0.6
5	2	1	6		Sergey SHUBENKOV	ANA	4 Oct 90	13.18	Q +1.1
6	3	2	7		Wenjun XIE	CHN	11 Jul 90	13.22	q +0.9
7	2	3	7		Milan TRAJKOVIC	CYP	17 Mar 92	13.29	Q SB +0.6
8	4	2	9		Devon ALLEN	USA	12 Dec 94	13.36	q +0.9
9	3	3	5		Antonio ALKANA	RSA	12 Apr 90	13.47	+0.6
10	3	1	2		Dimitri BASCOU	FRA	20 Jul 87	13.48	+1.1
11	5	2	8		Kuei-Ru CHEN	TPE	22 Sep 93	13.52 (.513)	+0.9
12	6	2	2		Hassane FOFANA	ITA	28 Apr 92	13.52 (.514)	+0.9
13	7	2	4		Jason JOSEPH	SUI	11 Oct 98	13.53	+0.9
14	4	3	9		Konstantinos DOUVALIDIS	GRE	10 Mar 87	13.54	+0.6
15	4	1	9		Yaqoub Mohamed AL YOUHA	KUW	31 Jan 93	13.57 (.561)	+1.1
16	5	3	8		Andrew RILEY	JAM	6 Sep 88	13.57 (.568)	+0.6
17	6	3	6		Shunya TAKAYAMA	JPN	3 Sep 94	13.58	+0.6
18	5	1	4		Andrew POZZI	GBR	15 May 92	13.60 (.591)	+1.1
19	6	1	3		Orlando BENNETT	JAM	12 Oct 99	13.60 (.594)	+1.1
19	7	3	3		Wilhem BELOCIAN	FRA	22 Jun 95	13.60 (.594)	+0.6
21	8	3	2		Nicholas HOUGH	AUS	20 Oct 93	13.61	+0.6
22	8	2	3		Yohan CHAVERRA	COL	21 Mar 95	13.76	+0.9
23	7	1	8		Shane BRATHWAITE	BAR	8 Feb 90	14.29	qJ +1.1
			1	7	Ronald LEVY	JAM	30 Oct 92	DQ	168.6 +1.1

NOTE IAAF Rule 168.6 - Knocking a hurdle in another lane

ALL-TIME TOP LIST				SEASON TOP LIST			
RESULT	NAME	VENUE	DATE	RESULT	NAME	VENUE	2019
12.80	Aries MERRITT (USA)	Bruxelles (Boudewijnstadion)	7 Sep 12	12.98	Grant HOLLOWAY (USA)	Austin, TX (USA)	7 Jun
12.87	Dayron ROBLES (CUB)	Ostrava	12 Jun 08	13.00	Daniel ROBERTS (USA)	Austin, TX (USA)	7 Jun
12.88	Xiang LIU (CHN)	Lausanne (Pontaise)	11 Jul 06	13.05	Orlando ORTEGA (ESP)	Lausanne (SUI)	5 Jul
12.89	David OLIVER (USA)	Paris Saint-Denis (Stade de France)	16 Jul 10	13.07	Omar MCLEOD (JAM)	Olympiastadion, Berlin (GER)	1 Sep
12.90	Dominique ARNOLD (USA)	Lausanne (Pontaise)	11 Jul 06	13.12	Sergey SHUBENKOV (ANA)	Rabat (MAR)	16 Jun
12.90	Omar MCLEOD (JAM)	Kingston (NS), JAM	24 Jun 17	13.12	Pascal MARTINOT-LAGARDE (FRA)	Doha	2 Oct
12.91	Colin JACKSON (GBR)	tuttgart (Gottlieb-Daimler Stadion)	20 Aug 93	13.17	Wenjun XIE (CHN)	Shanghai (CHN)	18 May
12.92	Roger KINGDOM (USA)	Zürich (Letzigrund)	16 Aug 89	13.17	Freddie CRITTENDEN (USA)	Stade Charléty, Paris (FRA)	24 Aug
12.92	Allen JOHNSON (USA)	Atlanta, GA	23 Jun 96	13.18	Gabriel CONSTANTINO (BRA)	Székesfehérvár (HUN)	9 Jul
12.92	Sergey SHUBENKOV (ANA)	Székesfehérvár (HUN)	2 Jul 18	13.22	Ronald LEVY (JAM)	Stade Charléty, Paris (FRA)	24 Aug

RESULTS



110 Metres Hurdles Men - Semi-Final

First 2 in each heat (Q) and the next 2 fastest (q) advance to the Final

ATHLETE BRATHWAITE (BAR) ADVANCED TO THE FINAL BY THE JURY OF APPEAL

RECORDS	RESULT NAME	COUNTRY	AGE	VENUE	DATE
World Record WR	12.80 Aries MERRITT	USA	27	Bruxelles (Boudewijnstadion)	7 Sep 2012
Championships Record CR	12.91 Colin JACKSON	GBR	26	Stuttgart (Gottlieb-Daimler Stadion)	20 Aug 1993
World Leading WL	12.98 Grant HOLLOWAY	USA	22	Austin, TX (USA)	7 Jun 2019
Area Record AR	National Record NR	Personal Best PB	Season Best SB		

Heat 1

3

2 October 2019 20:05 START TIME

26° C TEMPERATURE 59% HUMIDITY

+1.1m/s WIND

PLACE	NAME	COUNTRY	DATE OF BIRTH	LANE	RESULT	REACTION	Fn
1	Grant HOLLOWAY	USA	19 Nov 97	5	13.10	Q	0.166
2	Sergey SHUBENKOV	ANA	4 Oct 90	6	13.18	Q	0.129
3	Dimitri BASCOU	FRA	20 Jul 87	2	13.48		0.152
4	Yaqoub Mohamed AL YOUHA	KUW	31 Jan 93	9	13.57	[.561]	0.154
5	Andrew POZZI	GBR	15 May 92	4	13.60	[.591]	0.123
6	Orlando BENNETT	JAM	12 Oct 99	3	13.60	[.594]	0.162
7	Ronald LEVY	JAM	30 Oct 92	7	13.60	[.596]	0.163
8	Shane BRATHWAITE	BAR	8 Feb 90	8	14.29	qJ	0.169

Heat 2

3

2 October 2019 20:15 START TIME

26° C TEMPERATURE 59% HUMIDITY

+0.9m/s WIND

PLACE	NAME	COUNTRY	DATE OF BIRTH	LANE	RESULT	REACTION	Fn
1	Omar MCLEOD	JAM	25 Apr 94	5	13.08	Q	0.141
2	Pascal MARTINOT-LAGARDE	FRA	22 Sep 91	6	13.12	Q SB	0.163
3	Wenjun XIE	CHN	11 Jul 90	7	13.22	q	0.137
4	Devon ALLEN	USA	12 Dec 94	9	13.36	q	0.119
5	Kuei-Ru CHEN	TPE	22 Sep 93	8	13.52	[.513]	0.132
6	Hassane FOFANA	ITA	28 Apr 92	2	13.52	[.514]	0.155
7	Jason JOSEPH	SUI	11 Oct 98	4	13.53		0.158
8	Yohan CHAVERRA	COL	21 Mar 95	3	13.76		0.164

Heat 3

3

2 October 2019 20:21 START TIME

26° C TEMPERATURE 59% HUMIDITY

+0.6m/s WIND

PLACE	NAME	COUNTRY	DATE OF BIRTH	LANE	RESULT	REACTION	Fn
1	Orlando ORTEGA	ESP	29 Jul 91	4	13.16	Q	0.131
2	Milan TRAJKOVIC	CYP	17 Mar 92	7	13.29	Q SB	0.162
3	Antonio ALKANA	RSA	12 Apr 90	5	13.47		0.123
4	Konstantinos DOUVALIDIS	GRE	10 Mar 87	9	13.54		0.198
5	Andrew RILEY	JAM	6 Sep 88	8	13.57	[.568]	0.136
6	Shunya TAKAYAMA	JPN	3 Sep 94	6	13.58		0.144
7	Wilhem BELOCIAN	FRA	22 Jun 95	3	13.60	[.594]	0.133
8	Nicholas HOUGH	AUS	20 Oct 93	2	13.61		0.176

ALL-TIME TOP LIST

RESULT	NAME	VENUE	DATE
12.80	Aries MERRITT (USA)	Bruxelles (Boudewijnstadion)	7 Sep 12
12.87	Dayron ROBLES (CUB)	Ostrava	12 Jun 08
12.88	Xianq LIU (CHN)	Lausanne (Pontaise)	11 Jul 06
12.89	David OLIVER (USA)	Paris Saint-Denis (Stade de France)	16 Jul 10
12.90	Dominique ARNOLD (USA)	Lausanne (Pontaise)	11 Jul 06
12.90	Omar MCLEOD (JAM)	Kingston (NS), JAM	24 Jun 17
12.91	Colin JACKSON (GBR)	tuttgart (Gottlieb-Daimler Stadion)	20 Aug 93
12.92	Roger KINGDOM (USA)	Zürich (Letzigrund)	16 Aug 89
12.92	Allen JOHNSON (USA)	Atlanta, GA	23 Jun 96
12.92	Sergey SHUBENKOV (ANA)	Székesfehérvár (HUN)	2 Jul 18

SEASON TOP LIST

RESULT	NAME	VENUE	2019
12.98	Grant HOLLOWAY (USA)	Austin, TX (USA)	7 Jun
13.00	Daniel ROBERTS (USA)	Austin, TX (USA)	7 Jun
13.05	Orlando ORTEGA (ESP)	Lausanne (SUI)	5 Jul
13.07	Omar MCLEOD (JAM)	Olympiastadion, Berlin (GER)	1 Sep
13.12	Sergey SHUBENKOV (ANA)	Rabat (MAR)	16 Jun
13.12	Pascal MARTINOT-LAGARDE (FRA)	Doha	2 Oct
13.17	Wenjun XIE (CHN)	Shanghai (CHN)	18 May
13.17	Freddie CRITTENDEN (USA)	Stade Charléty, Paris (FRA)	24 Aug
13.18	Gabriel CONSTANTINO (BRA)	Székesfehérvár (HUN)	9 Jul
13.22	Ronald LEVY (JAM)	Stade Charléty, Paris (FRA)	24 Aug

RESULTS

Hammer Throw Men - Final



ATHLETE NOWICKI (POL) IS ALSO AWARDED A BRONZE MEDAL BY JURY OF APPEAL'S DECISION

RECORDS	RESULT NAME	COUNTRY	AGE	VENUE	DATE
World Record WR	86.74 Yuriy SEDYKH	URS	31	Stuttgart (Neckarstadion)	30 Aug 1986
Championships Record CR	83.63 Ivan TIKHON	BLR	31	Osaka (Nagai Stadium)	27 Aug 2007
World Leading WL	81.74 Wojciech NOWICKI	POL	30	Poznan (POL)	2 Jul 2019
Area Record AR	National Record NR	Personal Best PB	Season Best SB		

2 October 2019 21:40 START TIME
22:51 END TIME
TEMPERATURE 26° C HUMIDITY 59 %
TEMPERATURE 26° C HUMIDITY 59 %

PLACE	NAME	COUNTRY	DATE of BIRTH	ORDER	RESULT	1	2	3	ORD.	4	5	ORD.	6
1	Paweł FAJDEK	POL	4 Jun 89	12	80.50	79.34	80.16	79.37	8	80.50	X	8	X
2	Quentin BIGOT	FRA	1 Dec 92	9	78.19 SB	76.34	78.06	77.89	6	78.19	X	7	74.87
3	Bence HALÁSZ	HUN	4 Aug 97	7	78.18	78.18	X	X	7	X	73.76	6	X
3	Wojciech NOWICKI	POL	22 Feb 89	2	77.69	76.25	76.50	X	4	77.42	X	5	77.69
5	Mykhaylo KOKHAN	UKR	22 Jan 01	1	77.39 PB	74.52	72.58	75.83	1	76.21	77.39	4	76.50
6	Eivind HENRIKSEN	NOR	14 Sep 90	10	77.38	76.03	X	77.38	5	X	75.36	3	77.07
7	Javier CIENFUEGOS	ESP	15 Jul 90	5	76.57	73.25	74.73	76.00	2	76.57	76.01	2	74.64
8	Hleb DUDARAU	BLR	17 Oct 96	4	76.00	75.45	74.36	76.00	3	74.30	74.46	1	75.34
9	Ashraf Amgad EL SEIFY	QAT	20 Feb 95	8	75.41	75.28	75.41	75.09					
10	Nick MILLER	GBR	1 May 93	3	75.31	75.31	X	X					
11	Rudy WINKLER	USA	6 Dec 94	6	75.20	74.42	75.20	73.47					
12	Yevgeniy KOROTOVSKIY	ANA	1 Jun 92	11	75.14	X	74.64	75.14					

ALL-TIME TOP LIST				SEASON TOP LIST			
RESULT	NAME	VENUE	DATE	RESULT	NAME	VENUE	2019
86.74	Yuriy SEDYKH (URS)	Stuttgart (Neckarstadion)	30 Aug 86	81.74	Wojciech NOWICKI (POL)	Poznan (POL)	2 Jul
86.04	Sergey LITVINOV (URS)	Dresden	3 Jul 86	80.88	Paweł FAJDEK (POL)	Cetniewo (POL)	3 Aug
84.90	Vadim DEVYATOVSKIY (BLR)	Minsk	21 Jul 05	79.38	Javier CIENFUEGOS (ESP)	Andújar (ESP)	6 Sep
84.86	Koji MUROFUSHI (JPN)	Praha (Stadion Juliska)	29 Jun 03	79.10	Valeriy PRONKIN (RUS)	Sochi (RUS)	5 Sep
84.62	Igor ASTAPKOVICH (BLR)	Sevilla	6 Jun 92	78.97	Denis LUKYANOV (ANA)	Sochi (RUS)	21 Feb
84.51	Ivan TIKHON (BLR)	Grodno	9 Jul 08	78.54	Bence HALÁSZ (HUN)	Sugár úti Atlétikai Centrum, Szombathely	27 Aug
84.48	Igor NIKULIN (URS)	Lausanne	12 Jul 90	78.39	Nick MILLER (GBR)	Bydgoszcz (POL)	12 Jun
84.40	Jüri TAMM (URS)	Banská Bystrica	9 Sep 84	78.29	Hleb DUDARAU (BLR)	Minsk (BLR)	20 Aug
84.19	Adrián ANNUS (HUN)	Szombathely	10 Aug 03	78.25	Eivind HENRIKSEN (NOR)	Fränkisch-Crumbach (GER)	9 Jun
83.93	Paweł FAJDEK (POL)	Szczecin (Miejski Stadion)	9 Aug 15	78.20	Serghei MARGHIEV (MDA)	Chisinau (MDA)	22 Jun

SUMMARY



100 Metres Men - Decathlon

RECORDS	RESULT	NAME	COUNTRY	AGE	VENUE	DATE
World Decathlon Best WDB	10.12	Damian WARNER	CAN	30	Götzis (AUT)	25 May 2019
Champ. Decathlon Best CDB	10.23	Ashton EATON	USA	27	Beijing (National Stadium)	28 Aug 2015
Area Record AR		National Record NR		Personal Best PB		Season Best SB

2 October 2019

RANK	PLACE	HEAT	LANE	BIB	NAME	COUNTRY	DATE of BIRTH	RESULT	WIND	POINTS	TOTAL
1	1	3	2		Damian WARNER	CAN	4 Nov 89	10.35	+0.8	1011	1011
2	2	3	6		Pierce LEPAGE	CAN	22 Jan 96	10.36	+0.8	1008	1008
3	3	3	8		Kevin MAYER	FRA	10 Feb 92	10.50	PB +0.8	975	975
4	4	3	3		Lindon VICTOR	GRN	23 Feb 93	10.66	+0.8	938	938
5	5	3	7		Solomon SIMMONS	USA	26 Sep 93	10.70	+0.8	929	929
6	6	3	5		Cedric DUBLER	AUS	13 Jan 95	10.75	+0.8	917	917
7	7	3	9		Harrison WILLIAMS	USA	7 Mar 96	10.76 (.752)	+0.8	915	915
8	1	2	2		Pawel WIESIOŁEK	POL	13 Aug 91	10.76 (.759)	SB +0.4	915	915
9	2	2	4		Kai KAZMIREK	GER	28 Jan 91	10.82	SB +0.4	901	901
10	3	2	5		Devon WILLIAMS	USA	17 Jan 94	10.84	+0.4	897	897
11	4	2	9		Georni JARAMILLO	VEN	6 Mar 89	10.88	+0.4	888	888
12	5	2	3		Martin ROE	NOR	1 Apr 92	10.94 (.933)	+0.4	874	874
13	1	1	5		Janek ÕIGLANE	EST	25 Apr 94	10.94 (.940)	PB +0.3	874	874
14	6	2	8		Vitaliy ZHUK	BLR	10 Sep 96	10.95	+0.4	872	872
15	2	1	4		Ilya SHKURENYOV	ANA	11 Jan 91	11.02	SB +0.3	856	856
16	3	1	8		Maicel UIBO	EST	27 Dec 92	11.10	SB +0.3	838	838
17	4	1	3		Tim NOWAK	GER	13 Aug 95	11.12	SB +0.3	834	834
18	7	2	7		Fredrik SAMUELSSON	SWE	16 Feb 95	11.13	+0.4	832	832
19	5	1	2		Pieter BRAUN	NED	21 Jan 93	11.16	+0.3	825	825
20	6	1	6		Niklas KAUL	GER	11 Feb 98	11.27	+0.3	801	801
21	7	1	7		Thomas VAN DER PLAETSEN	BEL	24 Dec 90	11.38	+0.3	778	778
22	8	2	6		Basile ROLNIN	FRA	21 Jan 94	11.42	+0.4	769	769
23	8	1	9		Keisuke USHIRO	JPN	24 Jul 86	11.44	+0.3	765	765
			3	4	Timothy DUCKWORTH	GBR	18 Jun 96	DNS	+0.8		0

RESULTS

100 Metres Men - Decathlon



RECORDS	RESULT NAME	COUNTRY	AGE	VENUE	DATE
World Decathlon Best WDB	10.12 Damian WARNER	CAN	30	Götzis (AUT)	25 May 2019
Champ. Decathlon Best CDB	10.23 Ashton EATON	USA	27	Beijing (National Stadium)	28 Aug 2015
Area Record AR	National Record NR	Personal Best PB	Season Best SB		

Heat 1 3 2 October 2019 16:35 START TIME 25° C TEMPERATURE 53 % HUMIDITY +0.3m/s WIND

PLACE	NAME	COUNTRY	DATE OF BIRTH	LANE	RESULT	REACTION	Fn	POINTS	TOTAL
1	Janek ÖIGLANE	EST	25 Apr 94	5	10.94 [.940]	PB	0.136	874	874
2	Ilya SHKURENYOV	ANA	11 Jan 91	4	11.02	SB	0.162	856	856
3	Maicel UIBO	EST	27 Dec 92	8	11.10	SB	0.153	838	838
4	Tim NOWAK	GER	13 Aug 95	3	11.12	SB	0.171	834	834
5	Pieter BRAUN	NED	21 Jan 93	2	11.16		0.142	825	825
6	Niklas KAUL	GER	11 Feb 98	6	11.27		0.150	801	801
7	Thomas VAN DER PLAETSEN	BEL	24 Dec 90	7	11.38		0.147	778	778
8	Keisuke USHIRO	JPN	24 Jul 86	9	11.44		0.180	765	765

Heat 2 3 2 October 2019 16:43 START TIME 25° C TEMPERATURE 53 % HUMIDITY +0.4m/s WIND

PLACE	NAME	COUNTRY	DATE OF BIRTH	LANE	RESULT	REACTION	Fn	POINTS	TOTAL
1	Pawet WIESIOŁEK	POL	13 Aug 91	2	10.76 [.759]	SB	0.146	915	915
2	Kai KAZMIREK	GER	28 Jan 91	4	10.82	SB	0.151	901	901
3	Devon WILLIAMS	USA	17 Jan 94	5	10.84		0.135	897	897
4	Georni JARAMILLO	VEN	6 Mar 89	9	10.88		0.147	888	888
5	Martin ROE	NOR	1 Apr 92	3	10.94 [.933]		0.130	874	874
6	Vitaliy ZHUK	BLR	10 Sep 96	8	10.95		0.136	872	872
7	Fredrik SAMUELSSON	SWE	16 Feb 95	7	11.13		0.129	832	832
8	Basile ROLNIN	FRA	21 Jan 94	6	11.42		0.140	769	769

Heat 3 3 2 October 2019 16:51 START TIME 25° C TEMPERATURE 53 % HUMIDITY +0.8m/s WIND


PLACE	NAME	COUNTRY	DATE OF BIRTH	LANE	RESULT	REACTION	Fn	POINTS	TOTAL
1	Damian WARNER	CAN	4 Nov 89	2	10.35		0.180	1011	1011
2	Pierce LEPAGE	CAN	22 Jan 96	6	10.36		0.188	1008	1008
3	Kevin MAYER	FRA	10 Feb 92	8	10.50	PB	0.142	975	975
4	Lindon VICTOR	GRN	23 Feb 93	3	10.66		0.113	938	938
5	Solomon SIMMONS	USA	26 Sep 93	7	10.70		0.159	929	929
6	Cedric DUBLER	AUS	13 Jan 95	5	10.75		0.154	917	917
7	Harrison WILLIAMS	USA	7 Mar 96	9	10.76 [.752]		0.176	915	915
	Timothy DUCKWORTH	GBR	18 Jun 96	4	DNS				0



DECATHLON SUMMARY AFTER 1 EVENT

RECORDS	RESULT NAME	COUNTRY	AGE	VENUE	DATE
World Record WR	9126 Kevin MAYER	FRA	26	Talence (FRA)	16 Sep 2018
Championships Record CR	9045 Ashton EATON	USA	27	Beijing (National Stadium)	29 Aug 2015
World Leading WL	8711 Damian WARNER	CAN	30	Götzis (AUT)	26 May 2019

2-3-4 October 2019



PLACE	BIB	NAME	COUNTRY	POINTS	POINTS BEHIND LEADER	100 Metres	Long Jump	Shot Put	High Jump	400 Metres	110 Metres Hurdles	Discus Throw	Pole Vault	Javelin Throw	1500 Metres
1		Damian WARNER	CAN	1011		10.35 (+0.8)									
2		Pierce LEPAGE	CAN	1008	-3	10.36 (+0.8)									
3		Kevin MAYER	FRA	975	-36	10.50 (+0.8)									
4		Lindon VICTOR	GRN	938	-73	10.66 (+0.8)									
5		Solomon SIMMONS	USA	929	-82	10.70 (+0.8)									
6		Cedric DUBLER	AUS	917	-94	10.75 (+0.8)									
7		Harrison WILLIAMS	USA	915	-96	10.76 (+0.8)									
7		Paweł WIESIOŁEK	POL	915	-96	10.76 (+0.4)									
9		Kai KAZMIREK	GER	901	-110	10.82 (+0.4)									
10		Devon WILLIAMS	USA	897	-114	10.84 (+0.4)									
11		Georni JARAMILLO	VEN	888	-123	10.88 (+0.4)									
12		Janek ÕIGLANE	EST	874	-137	10.94 (+0.3)									
12		Martin ROE	NOR	874	-137	10.94 (+0.4)									
14		Vitaliy ZHUK	BLR	872	-139	10.95 (+0.4)									
15		Ilya SHKURENYOV	ANA	856	-155	11.02 (+0.3)									
16		Maicel UIBO	EST	838	-173	11.10 (+0.3)									
17		Tim NOWAK	GER	834	-177	11.12 (+0.3)									

DECATHLON SUMMARY AFTER 1 EVENTS

2-3-4 October 2019



PLACE	BIB	NAME	COUNTRY	POINTS	POINTS BEHIND LEADER	100 Metres	Long Jump	Shot Put	High Jump	400 Metres	110 Metres Hurdles	Discus Throw	Pole Vault	Javelin Throw	1500 Metres
18		Fredrik SAMUELSSON	SWE	832	-179	11.13 (+0.4)	832(18)								
19		Pieter BRAUN	NED	825	-186	11.16 (+0.3)	825(19)								
20		Niklas KAUL	GER	801	-210	11.27 (+0.3)	801(20)								
21		Thomas VAN DER PLAETSEN	BEL	778	-233	11.38 (+0.3)	778(21)								
22		Basile ROLNIN	FRA	769	-242	11.42 (+0.4)	769(22)								
23		Keisuke USHIRO	JPN	765	-246	11.44 (+0.3)	765(23)								
		Timothy DUCKWORTH	GBR	DNS		DNS									

SUMMARY



Long Jump Men - Decathlon

RECORDS	RESULT	NAME	COUNTRY	AGE	VENUE	DATE
World Decathlon Best WDB	8.23	Ashton EATON	USA	24	Eugene (Hayward Field), OR	22 Jun 2012
Champ. Decathlon Best CDB	8.07	Tomáš DVOŘÁK	CZE	29	Edmonton (Commonwealth Stadium)	6 Aug 2001
Area Record AR		National Record NR		Personal Best PB		Season Best SB

2 October 2019

RANK	PLACE	GROUP	BIB	NAME	COUNTRY	DATE of BIRTH	RESULT	WIND	POINTS	TOTAL
1	1	A		Pierce LEPAGE	CAN	22 Jan 96	7.79	+0.2	1007	2015
2	2	A		Damian WARNER	CAN	4 Nov 89	7.67	-0.1	977	1988
3	3	A		Ilya SHKURENYOV	ANA	11 Jan 91	7.61	+0.5	962	1818
4	4	A		Kevin MAYER	FRA	10 Feb 92	7.56	-0.1 SB	950	1925
5	1	B		Lindon VICTOR	GRN	23 Feb 93	7.51	+0.2 PB	937	1875
6	5	A		Pieter BRAUN	NED	21 Jan 93	7.47	+0.5	927	1752
7	2	B		Georni JARAMILLO	VEN	6 Mar 89	7.47	+0.7	927	1815
8	3	B		Maicel UIBO	EST	27 Dec 92	7.46	+0.2 SB	925	1763
9	4	B		Solomon SIMMONS	USA	26 Sep 93	7.37	+0.3	903	1832
10	6	A		Devon WILLIAMS	USA	17 Jan 94	7.36	0.0	900	1797
11	5	B		Janek ÔIGLANE	EST	25 Apr 94	7.32	+0.5	891	1765
12	7	A		Martin ROE	NOR	1 Apr 92	7.28	+0.1	881	1755
13	8	A		Kai KAZMIREK	GER	28 Jan 91	7.26	+0.5	876	1777
14	9	A		Cedric DUBLER	AUS	13 Jan 95	7.25	-0.2	874	1791
15	10	A		Thomas VAN DER PLAETSEN	BEL	24 Dec 90	7.20	+0.4	862	1640
16	6	B		Niklas KAUL	GER	11 Feb 98	7.19	+0.6	859	1660
17	7	B		Harrison WILLIAMS	USA	7 Mar 96	7.14	+0.6	847	1762
18	11	A		Fredrik SAMUELSSON	SWE	16 Feb 95	7.11	+0.8	840	1672
19	8	B		Tim NOWAK	GER	13 Aug 95	7.07	+0.3	830	1664
20	9	B		Paweł WIESIOŁEK	POL	13 Aug 91	7.02	0.0	818	1733
21	10	B		Keisuke USHIRO	JPN	24 Jul 86	6.90	+0.4	790	1555
22	11	B		Vitaliy ZHUK	BLR	10 Sep 96	6.63	+0.1	727	1599
		B		Basile ROLNIN	FRA	21 Jan 94	DNS			0
		A		Timothy DUCKWORTH	GBR	18 Jun 96	DNS			0

RESULTS



Long Jump Men - Decathlon

RECORDS	RESULT NAME	COUNTRY	AGE	VENUE	DATE
World Decathlon Best WDB	8.23 Ashton EATON	USA	24	Eugene (Hayward Field), OR	22 Jun 2012
Champ. Decathlon Best CDB	8.07 Tomáš DVOŘÁK	CZE	29	Edmonton (Commonwealth Stadium)	6 Aug 2001
Area Record AR	National Record NR	Personal Best PB	Season Best SB		

Group A

2 October 2019 17:29 START TIME 26° C TEMPERATURE 59% HUMIDITY
18:14 END TIME 26° C 59%

PLACE	NAME	COUNTRY	DATE of BIRTH	ORDER	RESULT	1	2	3	POINTS	TOTAL
1	Pierce LEPAGE	CAN	22 Jan 96	9	7.79 +0.2	7.79 +0.2	7.64 -0.2	7.75 -0.1	1007	2015
2	Damian WARNER	CAN	4 Nov 89	11	7.67 -0.1	X 0.0	7.41 -0.1	7.67 -0.1	977	1988
3	Ilya SHKURENYOV	ANA	11 Jan 91	4	7.61 +0.5	X +0.1	7.61 +0.5	X +0.2	962	1818
4	Kevin MAYER	FRA	10 Feb 92	2	7.56 -0.1 SB	7.43 +0.2	7.46 +0.5	7.56 -0.1	950	1925
5	Pieter BRAUN	NED	21 Jan 93	5	7.47 +0.5	7.21 +0.6	7.47 +0.5	7.11 -0.1	927	1752
6	Devon WILLIAMS	USA	17 Jan 94	12	7.36 0.0	7.15 +0.1	7.36 0.0	X -0.1	900	1797
7	Martin ROE	NOR	1 Apr 92	8	7.28 +0.1	7.01 +0.4	7.03 +0.3	7.28 +0.1	881	1755
8	Kai KAZMIREK	GER	28 Jan 91	10	7.26 +0.5	7.11 +0.8	7.26 +0.5	6.84 +0.1	876	1777
9	Cedric DUBLER	AUS	13 Jan 95	7	7.25 -0.2	7.15 -0.1	7.22 +0.7	7.25 -0.2	874	1791
10	Thomas VAN DER PLAETSEN	BEL	24 Dec 90	6	7.20 +0.4	7.20 +0.4	X +0.5	X +0.4	862	1640
11	Fredrik SAMUELSSON	SWE	16 Feb 95	1	7.11 +0.8	7.08 -0.1	7.11 +0.8	7.05 +0.3	840	1672
	Timothy DUCKWORTH	GBR	18 Jun 96	3	DNS					0

Group B


2 October 2019 17:29 START TIME 26° C TEMPERATURE 59% HUMIDITY
18:17 END TIME 26° C 59%

PLACE	NAME	COUNTRY	DATE of BIRTH	ORDER	RESULT	1	2	3	POINTS	TOTAL
1	Lindon VICTOR	GRN	23 Feb 93	6	7.51 +0.2 PB	7.41 +0.5	7.44 +0.6	7.51 +0.2	937	1875
2	Georni JARAMILLO	VEN	6 Mar 89	4	7.47 +0.7	7.15 +0.2	7.47 +0.7	7.14 +0.3	927	1815
3	Maicel UIBO	EST	27 Dec 92	5	7.46 +0.2 SB	7.16 +0.3	X +0.2	7.46 +0.2	925	1763
4	Solomon SIMMONS	USA	26 Sep 93	12	7.37 +0.3	X +0.4	7.37 +0.3	X +0.2	903	1832
5	Janek ŐIGLANE	EST	25 Apr 94	10	7.32 +0.5	7.32 +0.5	X +0.3	7.25 +0.3	891	1765
6	Niklas KAUL	GER	11 Feb 98	2	7.19 +0.6	7.19 +0.6	5.32 +0.5	7.03 +0.3	859	1660
7	Harrison WILLIAMS	USA	7 Mar 96	8	7.14 +0.6	7.14 +0.6	7.03 +0.6	7.07 +0.1	847	1762
8	Tim NOWAK	GER	13 Aug 95	7	7.07 +0.3	7.07 +0.3	X +0.5	6.97 +0.4	830	1664
9	Paweł WIESIOŁEK	POL	13 Aug 91	3	7.02 0.0	6.93 +0.6	6.96 +0.8	7.02 0.0	818	1733
10	Keisuke USHIRO	JPN	24 Jul 86	1	6.90 +0.4	6.47 +0.5	6.76 +0.7	6.90 +0.4	790	1555
11	Vitaliy ZHUK	BLR	10 Sep 96	11	6.63 +0.1	6.57 +0.4	6.07 0.0	6.63 +0.1	727	1599
	Basile ROLNIN	FRA	21 Jan 94	9	DNS					0

DECATHLON SUMMARY AFTER 2 EVENTS

RECORDS	RESULT NAME	COUNTRY	AGE	VENUE	DATE
World Record WR	9126 Kevin MAYER	FRA	26	Talence (FRA)	16 Sep 2018
Championships Record CR	9045 Ashton EATON	USA	27	Beijing (National Stadium)	29 Aug 2015
World Leading WL	8711 Damian WARNER	CAN	30	Götzis (AUT)	26 May 2019

2-3-4 October 2019



PLACE	BIB	NAME	COUNTRY	POINTS	POINTS BEHIND LEADER	100 Metres	Long Jump	Shot Put	High Jump	400 Metres	110 Metres Hurdles	Discus Throw	Pole Vault	Javelin Throw	1500 Metres
1		Pierce LEPAGE	CAN	2015		10.36 (+0.8) 1008(2)	7.79 (+0.2) 1007(1) 2015(1)								
2		Damian WARNER	CAN	1988	-27	10.35 (+0.8) 1011(1)	7.67 (-0.1) 977(2) 1988(2)								
3		Kevin MAYER	FRA	1925	-90	10.50 (+0.8) 975(3)	7.56 (-0.1) 950(4) 1925(3)								
4		Lindon VICTOR	GRN	1875	-140	10.66 (+0.8) 938(4)	7.51 (+0.2) 937(5) 1875(4)								
5		Solomon SIMMONS	USA	1832	-183	10.70 (+0.8) 929(5)	7.37 (+0.3) 903(9) 1832(5)								
6		Ilya SHKURENYOV	ANA	1818	-197	11.02 (+0.3) 856(15)	7.61 (+0.5) 962(3) 1818(6)								
7		Georni JARAMILLO	VEN	1815	-200	10.88 (+0.4) 888(11)	7.47 (+0.7) 927(7) 1815(7)								
8		Devon WILLIAMS	USA	1797	-218	10.84 (+0.4) 897(10)	7.36 (0.0) 900(10) 1797(8)								
9		Cedric DUBLER	AUS	1791	-224	10.75 (+0.8) 917(6)	7.25 (-0.2) 874(14) 1791(9)								
10		Kai KAZMIREK	GER	1777	-238	10.82 (+0.4) 901(9)	7.26 (+0.5) 876(13) 1777(10)								
11		Janek ÕIGLANE	EST	1765	-250	10.94 (+0.3) 874(13)	7.32 (+0.5) 891(11) 1765(11)								
12		Maicel UIBO	EST	1763	-252	11.10 (+0.3) 838(16)	7.46 (+0.2) 925(8) 1763(12)								
13		Harrison WILLIAMS	USA	1762	-253	10.76 (+0.8) 915(7)	7.14 (+0.6) 847(17) 1762(13)								
14		Martin ROE	NOR	1755	-260	10.94 (+0.4) 874(12)	7.28 (+0.1) 881(12) 1755(14)								
15		Pieter BRAUN	NED	1752	-263	11.16 (+0.3) 825(19)	7.47 (+0.5) 927(6) 1752(15)								
16		Paweł WIESIOŁEK	POL	1733	-282	10.76 (+0.4) 915(8)	7.02 (0.0) 818(20) 1733(16)								
17		Fredrik SAMUELSSON	SWE	1672	-343	11.13 (+0.4) 832(18)	7.11 (+0.8) 840(18) 1672(17)								

DECATHLON SUMMARY AFTER 2 EVENTS

2-3-4 October 2019



PLACE	BIB	NAME	COUNTRY	POINTS	POINTS BEHIND LEADER	100 Metres	Long Jump	Shot Put	High Jump	400 Metres	110 Metres Hurdles	Discus Throw	Pole Vault	Javelin Throw	1500 Metres	
18		Tim NOWAK	GER	1664	-351	11.12 (+0.3) 834(17)	7.07 (+0.3) 830(19)									1664(18)
19		Niklas KAUL	GER	1660	-355	11.27 (+0.3) 801(20)	7.19 (+0.6) 859(16)									1660(19)
20		Thomas VAN DER PLAETSEN	BEL	1640	-375	11.38 (+0.3) 778(21)	7.20 (+0.4) 862(15)									1640(20)
21		Vitaliy ZHUK	BLR	1599	-416	10.95 (+0.4) 872(14)	6.63 (+0.1) 727(22)									1599(21)
22		Keisuke USHIRO	JPN	1555	-460	11.44 (+0.3) 765(23)	6.90 (+0.4) 790(21)									1555(22)
		Basile ROLNIN	FRA	DNF		11.42 (+0.4) 769(22)	DNS									
		Timothy DUCKWORTH	GBR	DNS		DNS										

SUMMARY

Shot Put Men - Decathlon



ATHLETE WARNER (CAN) SECOND ATTEMPT REVISED

RECORDS	RESULT	NAME	COUNTRY	AGE	VENUE	DATE
World Decathlon Best WDB	19.17	Edi HUBACHER	SUI	29	Bern	5 Oct 1969
Champ. Decathlon Best CDB	17.54	Mike SMITH	CAN	30	Athina (Olympic Stadium)	5 Aug 1997
Area Record AR		National Record NR		Personal Best PB		Season Best SB

2 October 2019

RANK	PLACE	GROUP	BIB	NAME	COUNTRY	DATE of BIRTH	RESULT		POINTS	TOTAL
1	1	A		Kevin MAYER	FRA	10 Feb 92	16.82	PB	902	2827
2	2	A		Lindon VICTOR	GRN	23 Feb 93	16.24	SB	866	2741
3	3	A		Georni JARAMILLO	VEN	6 Mar 89	15.42		816	2631
4	4	A		Solomon SIMMONS	USA	26 Sep 93	15.33		810	2642
5	5	A		Pieter BRAUN	NED	21 Jan 93	15.26	SB	806	2558
6	1	B		Pawet WIESIOŁEK	POL	13 Aug 91	15.26	PB	806	2539
7	6	A		Janek ŐIGLANE	EST	25 Apr 94	15.20		802	2567
8	7	A		Damian WARNER	CAN	4 Nov 89	15.17		800	2788
9	8	A		Vitaliy ZHUK	BLR	10 Sep 96	15.13		798	2397
10	2	B		Maicel UIBO	EST	27 Dec 92	15.12	PB	797	2560
11	9	A		Niklas KAUL	GER	11 Feb 98	15.10		796	2456
12	10	A		Martin ROE	NOR	1 Apr 92	15.08		795	2550
13	3	B		Ilya SHKURENYOV	ANA	11 Jan 91	14.71	SB	772	2590
14	4	B		Tim NOWAK	GER	13 Aug 95	14.69		771	2435
15	11	A		Keisuke USHIRO	JPN	24 Jul 86	14.31		747	2302
16	5	B		Kai KAZMIREK	GER	28 Jan 91	14.30		747	2524
17	6	B		Fredrik SAMUELSSON	SWE	16 Feb 95	13.97		727	2399
18	7	B		Harrison WILLIAMS	USA	7 Mar 96	13.78		715	2477
19	8	B		Thomas VAN DER PLAETSEN	BEL	24 Dec 90	13.78		715	2355
20	9	B		Devon WILLIAMS	USA	17 Jan 94	13.76		714	2511
21	10	B		Pierce LEPAGE	CAN	22 Jan 96	13.21		680	2695
22	11	B		Cedric DUBLER	AUS	13 Jan 95	12.43		633	2424
		A		Basile ROLNIN	FRA	21 Jan 94	DNS			0
		B		Timothy DUCKWORTH	GBR	18 Jun 96	DNS			0

RESULTS

Shot Put Men - Decathlon



ATHLETE WARNER [CAN] SECOND ATTEMPT REVISED

RECORDS	RESULT NAME	COUNTRY	AGE	VENUE	DATE
World Decathlon Best WDB	19.17 Edi HUBACHER	SUI	29	Bern	5 Oct 1969
Champ. Decathlon Best CDB	17.54 Mike SMITH	CAN	30	Athina (Olympic Stadium)	5 Aug 1997

Area Record **AR** National Record **NR** Personal Best **PB** Season Best **SB**

Group A

2 October 2019 18:54 START TIME 26° C TEMPERATURE 59% HUMIDITY
19:31 END TIME 26° C 59%

PLACE	NAME	COUNTRY	DATE of BIRTH	ORDER	RESULT	1	2	3	POINTS	TOTAL
1	Kevin MAYER	FRA	10 Feb 92	11	16.82 PB	15.69	16.82	-	902	2827
2	Lindon VICTOR	GRN	23 Feb 93	2	16.24 SB	14.96	16.24	16.23	866	2741
3	Georni JARAMILLO	VEN	6 Mar 89	12	15.42	15.42	15.19	X	816	2631
4	Solomon SIMMONS	USA	26 Sep 93	3	15.33	X	15.33	15.02	810	2642
5	Pieter BRAUN	NED	21 Jan 93	9	15.26 SB	15.26	X	14.72	806	2558
6	Janek ÕIGLANE	EST	25 Apr 94	6	15.20	15.00	14.72	15.20	802	2567
7	Damian WARNER	CAN	4 Nov 89	5	15.17	13.66	15.17	14.97	800	2788
8	Vitaliy ZHUK	BLR	10 Sep 96	1	15.13	15.13	14.85	15.04	798	2397
9	Niklas KAUL	GER	11 Feb 98	10	15.10	15.10	14.89	X	796	2456
10	Martin ROE	NOR	1 Apr 92	8	15.08	15.08	14.87	X	795	2550
11	Keisuke USHIRO	JPN	24 Jul 86	4	14.31	13.52	14.23	14.31	747	2302
	Basile ROLNIN	FRA	21 Jan 94	7	DNS					0

Group B

2 October 2019 18:54 START TIME 26° C TEMPERATURE 59% HUMIDITY
19:30 END TIME 26° C 59%

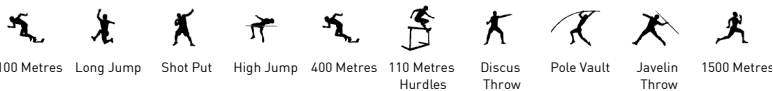
PLACE	NAME	COUNTRY	DATE of BIRTH	ORDER	RESULT	1	2	3	POINTS	TOTAL
1	Paweł WIESIOŁEK	POL	13 Aug 91	9	15.26 PB	X	14.52	15.26	806	2539
2	Maicel UIBO	EST	27 Dec 92	8	15.12 PB	14.35	14.63	15.12	797	2560
3	Ilya SHKURENYOV	ANA	11 Jan 91	12	14.71 SB	14.48	14.47	14.71	772	2590
4	Tim NOWAK	GER	13 Aug 95	5	14.69	13.65	14.69	14.48	771	2435
5	Kai KAZMIREK	GER	28 Jan 91	10	14.30	13.56	14.30	14.28	747	2524
6	Fredrik SAMUELSSON	SWE	16 Feb 95	7	13.97	13.77	X	13.97	727	2399
7	Harrison WILLIAMS	USA	7 Mar 96	11	13.78	13.66	13.41	13.78	715	2477
8	Thomas VAN DER PLAETSEN	BEL	24 Dec 90	1	13.78	X	13.78	X	715	2355
9	Devon WILLIAMS	USA	17 Jan 94	3	13.76	13.76	X	13.63	714	2511
10	Pierce LEPAGE	CAN	22 Jan 96	6	13.21	13.21	X	X	680	2695
11	Cedric DUBLER	AUS	13 Jan 95	2	12.43	12.43	12.27	11.63	633	2424
	Timothy DUCKWORTH	GBR	18 Jun 96	4	DNS					0

DECATHLON SUMMARY AFTER 3 EVENTS

ATHLETE WARNER (CAN) SECOND ATTEMPT REVISED

RECORDS	RESULT NAME	COUNTRY	AGE	VENUE	DATE
World Record WR	9126 Kevin MAYER	FRA	26	Talence (FRA)	16 Sep 2018
Championships Record CR	9045 Ashton EATON	USA	27	Beijing (National Stadium)	29 Aug 2015
World Leading WL	8711 Damian WARNER	CAN	30	Götzis (AUT)	26 May 2019

2-3-4 October 2019



PLACE	BIB	NAME	COUNTRY	POINTS	POINTS BEHIND LEADER	100 Metres	Long Jump	Shot Put	High Jump	400 Metres	110 Metres Hurdles	Discus Throw	Pole Vault	Javelin Throw	1500 Metres
1		Kevin MAYER	FRA	2827		10.50 (+0.8) 975(3)	7.56 (-0.1) 950(4)	16.82 902(1)							
2		Damian WARNER	CAN	2788	-39	10.35 (+0.8) 1011(1)	7.67 (-0.1) 977(2)	15.17 800(8)							
3		Lindon VICTOR	GRN	2741	-86	10.66 (+0.8) 938(4)	7.51 (+0.2) 937(5)	16.24 866(2)							
4		Pierce LEPAGE	CAN	2695	-132	10.36 (+0.8) 1008(2)	7.79 (+0.2) 1007(1)	13.21 680(21)							
5		Solomon SIMMONS	USA	2642	-185	10.70 (+0.8) 929(5)	7.37 (+0.3) 903(9)	15.33 810(4)							
6		Georni JARAMILLO	VEN	2631	-196	10.88 (+0.4) 888(11)	7.47 (+0.7) 927(7)	15.42 816(3)							
7		Ilya SHKURENYOV	ANA	2590	-237	11.02 (+0.3) 856(15)	7.61 (+0.5) 962(3)	14.71 772(13)							
8		Janek ÕIGLANE	EST	2567	-260	10.94 (+0.3) 874(13)	7.32 (+0.5) 891(11)	15.20 802(7)							
9		Maicel UIBO	EST	2560	-267	11.10 (+0.3) 838(16)	7.46 (+0.2) 925(8)	15.12 797(10)							
10		Pieter BRAUN	NED	2558	-269	11.16 (+0.3) 825(19)	7.47 (+0.5) 927(6)	15.26 806(5)							
11		Martin ROE	NOR	2550	-277	10.94 (+0.4) 874(12)	7.28 (+0.1) 881(12)	15.08 795(12)							
12		Paweł WIESIOŁEK	POL	2539	-288	10.76 (+0.4) 915(8)	7.02 (0.0) 818(20)	15.26 806(6)							
13		Kai KAZMIREK	GER	2524	-303	10.82 (+0.4) 901(9)	7.26 (+0.5) 876(13)	14.30 747(16)							
14		Devon WILLIAMS	USA	2511	-316	10.84 (+0.4) 897(10)	7.36 (0.0) 900(10)	13.76 714(20)							
15		Harrison WILLIAMS	USA	2477	-350	10.76 (+0.8) 915(7)	7.14 (+0.6) 847(17)	13.78 715(18)							
16		Niklas KAUL	GER	2456	-371	11.27 (+0.3) 801(20)	7.19 (+0.6) 859(16)	15.10 796(11)							
17		Tim NOWAK	GER	2435	-392	11.12 (+0.3) 834(17)	7.07 (+0.3) 830(19)	14.69 771(14)							

DECATHLON SUMMARY AFTER 3 EVENTS

ATHLETE WARNER [CAN] SECOND ATTEMPT REVISED

2-3-4 October 2019



PLACE	BIB	NAME	COUNTRY	POINTS	POINTS BEHIND LEADER	100 Metres	Long Jump	Shot Put	High Jump	400 Metres	110 Metres Hurdles	Discus Throw	Pole Vault	Javelin Throw	1500 Metres	
18		Cedric DUBLER	AUS	2424	-403	10.75 (+0.8) 917(6)	7.25 (-0.2) 874(14)	12.43 633(22)								
							1791(9)	2424(18)								
19		Fredrik SAMUELSSON	SWE	2399	-428	11.13 (+0.4) 832(18)	7.11 (+0.8) 840(18)	13.97 727(17)								
							1672(17)	2399(19)								
20		Vitaliy ZHUK	BLR	2397	-430	10.95 (+0.4) 872(14)	6.63 (+0.1) 727(22)	15.13 798(9)								
							1599(21)	2397(20)								
21		Thomas VAN DER PLAETSEN	BEL	2355	-472	11.38 (+0.3) 778(21)	7.20 (+0.4) 862(15)	13.78 715(19)								
							1640(20)	2355(21)								
22		Keisuke USHIRO	JPN	2302	-525	11.44 (+0.3) 765(23)	6.90 (+0.4) 790(21)	14.31 747(15)								
							1555(22)	2302(22)								
		Basile ROLNIN	FRA	DNF		11.42 (+0.4) 769(22)	DNS									
		Timothy DUCKWORTH	GBR	DNF		DNS										

SUMMARY



High Jump Men - Decathlon

RECORDS	RESULT	NAME	COUNTRY	AGE	VENUE	DATE
World Decathlon Best WDB	2.28	Derek DROUIN	CAN	27	Santa Barbara, CA (USA)	7 Apr 2017
Champ. Decathlon Best CDB	2.24	Jagan HAMES	AUS	22	Athina (Olympic Stadium)	5 Aug 1997
Area Record AR		National Record NR		Personal Best PB		Season Best SB

2 October 2019

RANK	PLACE	GROUP	BIB	NAME	COUNTRY	DATE of BIRTH	RESULT	POINTS	TOTAL
1	1	A		Maicel UIBO	EST	27 Dec 92	2.17 SB	963	3523
2	2	A		Ilya SHKURENYOV	ANA	11 Jan 91	2.11 SB	906	3496
3	3	A		Thomas VAN DER PLAETSEN	BEL	24 Dec 90	2.08	878	3233
4	1	B		Lindon VICTOR	GRN	23 Feb 93	2.05 SB	850	3591
4	4	A		Pierce LEPAGE	CAN	22 Jan 96	2.05	850	3545
6	2	B		Kai KAZMIREK	GER	28 Jan 91	2.05 SB	850	3374
7	5	A		Cedric DUBLER	AUS	13 Jan 95	2.02	822	3246
8	3	B		Tim NOWAK	GER	13 Aug 95	2.02 SB	822	3257
9	6	A		Niklas KAUL	GER	11 Feb 98	2.02	822	3278
10	7	A		Fredrik SAMUELSSON	SWE	16 Feb 95	2.02	822	3221
11	4	B		Damian WARNER	CAN	4 Nov 89	2.02 SB	822	3610
12	5	B		Pieter BRAUN	NED	21 Jan 93	2.02 SB	822	3380
13	6	B		Kevin MAYER	FRA	10 Feb 92	1.99 SB	794	3621
14	8	A		Vitaliy ZHUK	BLR	10 Sep 96	1.96	767	3164
15	7	B		Janek ÕIGLANE	EST	25 Apr 94	1.96	767	3334
16	8	B		Solomon SIMMONS	USA	26 Sep 93	1.96	767	3409
16	9	A		Pawet WIESIOŁEK	POL	13 Aug 91	1.96	767	3306
18	10	A		Harrison WILLIAMS	USA	7 Mar 96	1.93	740	3217
19	9	B		Devon WILLIAMS	USA	17 Jan 94	1.93 SB	740	3251
20	10	B		Keisuke USHIRO	JPN	24 Jul 86	1.90	714	3016
21	11	B		Martin ROE	NOR	1 Apr 92	1.87	687	3237
		B		Georni JARAMILLO	VEN	6 Mar 89	NM	0	2631
		A		Basile ROLNIN	FRA	21 Jan 94	DNS		0
		A		Timothy DUCKWORTH	GBR	18 Jun 96	DNS		0

RESULTS



High Jump Men - Decathlon

RECORDS	RESULT NAME	COUNTRY	AGE	VENUE	DATE
World Decathlon Best WDB	2.28 Derek DROUIN	CAN	27	Santa Barbara, CA (USA)	7 Apr 2017
Champ. Decathlon Best CDB	2.24 Jagan HAMES	AUS	22	Athina (Olympic Stadium)	5 Aug 1997
Area Record AR	National Record NR	Personal Best PB	Season Best SB		

Group A **2 October 2019** 20:39 START TIME 26° C TEMPERATURE 59 % HUMIDITY
22:11 END TIME 26° C

PLACE	NAME	COUNTRY	DATE of BIRTH	ORDER	RESULT											POINTS	TOTAL	
						1.84	1.87	1.90	1.93	1.96	1.99	2.02	2.05	2.08	2.11			2.14
1	Maicel UIBO	EST	27 Dec 92	8	2.17 SB	-	-	-	-	-	0	-	0	XO	XO	XO	963	3523
2	Ilya SHKURENYOV	ANA	11 Jan 91	2	2.11 SB	-	-	0	-	0	0	XO	XO	XXO	XXO	r	906	3496
3	Thomas VAN DER PLAETSEN	BEL	24 Dec 90	6	2.08	-	-	-	-	-	0	-	XXO	XO	XXX	878	3233	
4	Pierce LEPAGE	CAN	22 Jan 96	11	2.05	-	-	-	-	-	0	-	XXO	r	850	3545		
5	Cedric DUBLER	AUS	13 Jan 95	1	2.02	-	-	-	-	-	XO	0	XXX	822	3246			
6	Niklas KAUL	GER	11 Feb 98	4	2.02	-	-	-	-	0	0	XO	XXX	822	3278			
7	Fredrik SAMUELSSON	SWE	16 Feb 95	5	2.02	-	-	0	-	XO	XXO	XO	XXX	822	3221			
8	Vitaliy ZHUK	BLR	10 Sep 96	7	1.96	0	0	0	0	XO	XXX	767	3164					
9	Paweł WIESIOŁEK	POL	13 Aug 91	12	1.96	XO	-	0	XO	XXO	XXX	767	3306					
10	Harrison WILLIAMS	USA	7 Mar 96	10	1.93	0	-	0	0	XXX	740	3217						
	Timothy DUCKWORTH	GBR	18 Jun 96	3	DNS												0	
	Basile ROLNIN	FRA	21 Jan 94	9	DNS												0	

RESULTS
High Jump Men - Decathlon

Group B


2 October 2019 20:39 START TIME 26° C 59 %
22:27 END TIME TEMPERATURE HUMIDITY
26° C 59 %

PLACE	NAME	COUNTRY	DATE of BIRTH	ORDER	RESULT	SB	1.78	1.81	1.84	1.87	1.90	1.93	1.96	1.99	2.02	2.05	2.08	POINTS	TOTAL
1	Lindon VICTOR	GRN	23 Feb 93	8	2.05	SB	-	-	-	-	0	0	0	0	0	XXO	XXX	850	3591
2	Kai KAZMIREK	GER	28 Jan 91	10	2.05	SB	-	-	-	-	0	-	0	0	XO	XXO	XXr	850	3374
3	Tim NOWAK	GER	13 Aug 95	6	2.02	SB	-	-	-	0	-	0	XXO	0	XXX			822	3257
4	Damian WARNER	CAN	4 Nov 89	1	2.02	SB	-	-	-	0	0	0	XO	XXO	XXX			822	3610
5	Pieter BRAUN	NED	21 Jan 93	7	2.02	SB	-	-	-	0	XO	0	XO	XXO	r			822	3380
6	Kevin MAYER	FRA	10 Feb 92	9	1.99	SB	-	-	-	0	-	XO	XXO	XXO	XXX			794	3621
7	Janek ŐIGLANE	EST	25 Apr 94	4	1.96		-	-	0	0	0	XO	XO	XXX				767	3334
8	Solomon SIMMONS	USA	26 Sep 93	3	1.96		-	-	0	0	XO	XO	XXO	XXr				767	3409
9	Devon WILLIAMS	USA	17 Jan 94	12	1.93	SB	-	-	XXO	XXO	XXO	XXO	XXX					740	3251
10	Keisuke USHIRO	JPN	24 Jul 86	2	1.90		-	-	0	0	XXO	XXX						714	3016
11	Martin ROE	NOR	1 Apr 92	5	1.87		-	-	0	0	XXX							687	3237
	Georni JARAMILLO	VEN	6 Mar 89	11	NM		XXX											0	2631

DECATHLON SUMMARY AFTER 4 EVENTS

RECORDS	RESULT NAME	COUNTRY	AGE	VENUE	DATE
World Record WR	9126 Kevin MAYER	FRA	26	Talence (FRA)	16 Sep 2018
Championships Record CR	9045 Ashton EATON	USA	27	Beijing (National Stadium)	29 Aug 2015
World Leading WL	8711 Damian WARNER	CAN	30	Götzis (AUT)	26 May 2019

2-3-4 October 2019



PLACE	BIB	NAME	COUNTRY	POINTS	POINTS BEHIND LEADER	100 Metres	Long Jump	Shot Put	High Jump	400 Metres	110 Metres Hurdles	Discus Throw	Pole Vault	Javelin Throw	1500 Metres
1		Kevin MAYER	FRA	3621		10.50 (+0.8) 975(3)	7.56 (-0.1) 950(4)	16.82 902(1)	1.99 794(13)						
2		Damian WARNER	CAN	3610	-11	10.35 (+0.8) 1011(1)	7.67 (-0.1) 977(2)	15.17 800(8)	2.02 822(11)						
3		Lindon VICTOR	GRN	3591	-30	10.66 (+0.8) 938(4)	7.51 (+0.2) 937(5)	16.24 866(2)	2.05 850(4)						
4		Pierce LEPAGE	CAN	3545	-76	10.36 (+0.8) 1008(2)	7.79 (+0.2) 1007(1)	13.21 680(21)	2.05 850(4)						
5		Maicel UIBO	EST	3523	-98	11.10 (+0.3) 838(16)	7.46 (+0.2) 925(8)	15.12 797(10)	2.17 963(1)						
6		Ilya SHKURENYOV	ANA	3496	-125	11.02 (+0.3) 856(15)	7.61 (+0.5) 962(3)	14.71 772(13)	2.11 906(2)						
7		Solomon SIMMONS	USA	3409	-212	10.70 (+0.8) 929(5)	7.37 (+0.3) 903(9)	15.33 810(4)	1.96 767(16)						
8		Pieter BRAUN	NED	3380	-241	11.16 (+0.3) 825(19)	7.47 (+0.5) 927(6)	15.26 806(5)	2.02 822(12)						
9		Kai KAZMIREK	GER	3374	-247	10.82 (+0.4) 901(9)	7.26 (+0.5) 876(13)	14.30 747(16)	2.05 850(6)						
10		Janek ÕIGLANE	EST	3334	-287	10.94 (+0.3) 874(13)	7.32 (+0.5) 891(11)	15.20 802(7)	1.96 767(15)						
11		Paweł WIESIOŁEK	POL	3306	-315	10.76 (+0.4) 915(8)	7.02 (0.0) 818(20)	15.26 806(6)	1.96 767(16)						
12		Niklas KAUL	GER	3278	-343	11.27 (+0.3) 801(20)	7.19 (+0.6) 859(16)	15.10 796(11)	2.02 822(9)						
13		Tim NOWAK	GER	3257	-364	11.12 (+0.3) 834(17)	7.07 (+0.3) 830(19)	14.69 771(14)	2.02 822(8)						
14		Devon WILLIAMS	USA	3251	-370	10.84 (+0.4) 897(10)	7.36 (0.0) 900(10)	13.76 714(20)	1.93 740(19)						
15		Cedric DUBLER	AUS	3246	-375	10.75 (+0.8) 917(6)	7.25 (-0.2) 874(14)	12.43 633(22)	2.02 822(7)						
16		Martin ROE	NOR	3237	-384	10.94 (+0.4) 874(12)	7.28 (+0.1) 881(12)	15.08 795(12)	1.87 687(21)						
17		Thomas VAN DER PLAETSEN	BEL	3233	-388	11.38 (+0.3) 778(21)	7.20 (+0.4) 862(15)	13.78 715(19)	2.08 878(3)						

DECATHLON SUMMARY AFTER 4 EVENTS

2-3-4 October 2019



PLACE	BIB	NAME	COUNTRY	POINTS	POINTS BEHIND LEADER	100 Metres	Long Jump	Shot Put	High Jump	400 Metres	110 Metres Hurdles	Discus Throw	Pole Vault	Javelin Throw	1500 Metres		
18		Fredrik SAMUELSSON	SWE	3221	-400	11.13 (+0.4) 832(18)	7.11 (+0.8) 840(18)	13.97 727(17)	2.02 822(10)							1672 (17)	
19		Harrison WILLIAMS	USA	3217	-404	10.76 (+0.8) 915(7)	7.14 (+0.6) 847(17)	13.78 715(18)	1.93 740(18)								2399 (19)
20		Vitaliy ZHUK	BLR	3164	-457	10.95 (+0.4) 872(14)	6.63 (+0.1) 727(22)	15.13 798(9)	1.96 767(14)								2397 (20)
21		Keisuke USHIRO	JPN	3016	-605	11.44 (+0.3) 765(23)	6.90 (+0.4) 790(21)	14.31 747(15)	1.90 714(20)								1555 (22)
22		Georni JARAMILLO	VEN	2631	-990	10.88 (+0.4) 888(11)	7.47 (+0.7) 927(7)	15.42 816(3)	NM 0								1815 (7)
		Basile ROLNIN	FRA	DNF		11.42 (+0.4) 769(22)	DNS										2631 (6)
		Timothy DUCKWORTH	GBR	DNF		DNS											

SUMMARY



400 Metres Men - Decathlon

RECORDS	RESULT	NAME	COUNTRY	AGE	VENUE	DATE
World Decathlon Best WDB	45.00	Ashton EATON	USA	27	Beijing (National Stadium)	28 Aug 2015
Champ. Decathlon Best CDB	45.00	Ashton EATON	USA	27	Beijing (National Stadium)	28 Aug 2015
Area Record AR		National Record NR		Personal Best PB		Season Best SB

2 October 2019

RANK	PLACE	HEAT	LANE	BIB	NAME	COUNTRY	DATE of BIRTH	RESULT		POINTS	TOTAL
1	1	3	9		Pierce LEPAGE	CAN	22 Jan 96	47.35 (.341)	PB	941	4486
2	2	3	7		Kai KAZMIREK	GER	28 Jan 91	47.35 (.349)		941	4315
3	3	3	6		Harrison WILLIAMS	USA	7 Mar 96	47.93		913	4130
4	4	3	3		Vitaliy ZHUK	BLR	10 Sep 96	48.08		905	4069
5	5	3	5		Damian WARNER	CAN	4 Nov 89	48.12		903	4513
6	6	3	4		Devon WILLIAMS	USA	17 Jan 94	48.37	SB	891	4142
7	7	3	2		Cedric DUBLER	AUS	13 Jan 95	48.41		889	4135
8	1	2	4		Niklas KAUL	GER	11 Feb 98	48.48	SB	886	4164
9	2	2	8		Lindon VICTOR	GRN	23 Feb 93	48.55	SB	883	4474
10	3	2	5		Georni JARAMILLO	VEN	6 Mar 89	48.66	SB	877	3508
11	4	2	3		Pieter BRAUN	NED	21 Jan 93	48.79	SB	871	4251
12	8	3	8		Kevin MAYER	FRA	10 Feb 92	48.99	SB	862	4483
13	1	1	2		Janek ÕIGLANE	EST	25 Apr 94	49.14	PB	855	4189
14	5	2	2		Solomon SIMMONS	USA	26 Sep 93	49.31		847	4256
15	2	1	3		Ilya SHKURENYOV	ANA	11 Jan 91	49.36	SB	844	4340
16	6	2	7		Paweł WIESIOŁEK	POL	13 Aug 91	49.37		844	4150
17	3	1	8		Tim NOWAK	GER	13 Aug 95	49.60	SB	833	4090
18	7	2	9		Fredrik SAMUELSSON	SWE	16 Feb 95	50.08		811	4032
19	4	1	5		Maicel UIBO	EST	27 Dec 92	50.44	SB	794	4317
20	5	1	4		Thomas VAN DER PLAETSEN	BEL	24 Dec 90	50.89		774	4007
21	6	1	6		Keisuke USHIRO	JPN	24 Jul 86	51.42	SB	750	3766
			1	9	Martin ROE	NOR	1 Apr 92	DQ	163.3(a)	0	3237
			1	7	Basile ROLNIN	FRA	21 Jan 94	DNS			0
			2	6	Timothy DUCKWORTH	GBR	18 Jun 96	DNS			0

NOTE IAAF Rule 163.3(a) - Lane infringement

RESULTS

400 Metres Men - Decathlon



RECORDS	RESULT NAME	COUNTRY	AGE	VENUE	DATE
World Decathlon Best WDB	45.00 Ashton EATON	USA	27	Beijing (National Stadium)	28 Aug 2015
Champ. Decathlon Best CDB	45.00 Ashton EATON	USA	27	Beijing (National Stadium)	28 Aug 2015
Area Record AR	National Record NR	Personal Best PB	Season Best SB		

Heat 1 **3** **2 October 2019** **23:15** START TIME **26° C** **59 %**
TEMPERATURE HUMIDITY

PLACE	NAME	COUNTRY	DATE OF BIRTH	LANE	RESULT	REACTION	Fn	POINTS	TOTAL
1	Janek ÖIGLANE	EST	25 Apr 94	2	49.14	PB	0.140	855	4189
2	Ilya SHKURENYOV	ANA	11 Jan 91	3	49.36	SB	0.171	844	4340
3	Tim NOWAK	GER	13 Aug 95	8	49.60	SB	0.171	833	4090
4	Maicel UIBO	EST	27 Dec 92	5	50.44	SB	0.186	794	4317
5	Thomas VAN DER PLAETSEN	BEL	24 Dec 90	4	50.89		0.142	774	4007
6	Keisuke USHIRO	JPN	24 Jul 86	6	51.42	SB	0.196	750	3766
	Martin ROE	NOR	1 Apr 92	9	DQ 163.3(a)		0.166	0	3237
	Basile ROLNIN	FRA	21 Jan 94	7	DNS				0

NOTE IAAF Rule 163.3(a) - Lane infringement

Heat 2 **3** **2 October 2019** **23:22** START TIME **26° C** **59 %**
TEMPERATURE HUMIDITY

PLACE	NAME	COUNTRY	DATE OF BIRTH	LANE	RESULT	REACTION	Fn	POINTS	TOTAL
1	Niklas KAUL	GER	11 Feb 98	4	48.48	SB	0.153	886	4164
2	Lindon VICTOR	GRN	23 Feb 93	8	48.55	SB	0.115	883	4474
3	Georni JARAMILLO	VEN	6 Mar 89	5	48.66	SB	0.164	877	3508
4	Pieter BRAUN	NED	21 Jan 93	3	48.79	SB	0.158	871	4251
5	Solomon SIMMONS	USA	26 Sep 93	2	49.31		0.165	847	4256
6	Pawet WIESIOŁEK	POL	13 Aug 91	7	49.37		0.199	844	4150
7	Fredrik SAMUELSSON	SWE	16 Feb 95	9	50.08		0.139	811	4032
	Timothy DUCKWORTH	GBR	18 Jun 96	6	DNS				0


Heat 3 **3** **2 October 2019** **23:31** START TIME **26° C** **59 %**
TEMPERATURE HUMIDITY

PLACE	NAME	COUNTRY	DATE OF BIRTH	LANE	RESULT	REACTION	Fn	POINTS	TOTAL
1	Pierce LEPAGE	CAN	22 Jan 96	9	47.35 (.341)	PB	0.162	941	4486
2	Kai KAZMIREK	GER	28 Jan 91	7	47.35 (.349)		0.143	941	4315
3	Harrison WILLIAMS	USA	7 Mar 96	6	47.93		0.221	913	4130
4	Vitaliy ZHUK	BLR	10 Sep 96	3	48.08		0.130	905	4069
5	Damian WARNER	CAN	4 Nov 89	5	48.12		0.143	903	4513
6	Devon WILLIAMS	USA	17 Jan 94	4	48.37	SB	0.143	891	4142
7	Cedric DUBLER	AUS	13 Jan 95	2	48.41		0.146	889	4135
8	Kevin MAYER	FRA	10 Feb 92	8	48.99	SB	0.181	862	4483

DECATHLON SUMMARY AFTER 5 EVENTS

RECORDS	RESULT	NAME	COUNTRY	AGE	VENUE	DATE
World Record WR	9126	Kevin MAYER	FRA	26	Talence (FRA)	16 Sep 2018
Championships Record CR	9045	Ashton EATON	USA	27	Beijing (National Stadium)	29 Aug 2015
World Leading WL	8711	Damian WARNER	CAN	30	Götzis (AUT)	26 May 2019

2-3-4 October 2019



PLACE	BIB	NAME	COUNTRY	POINTS	POINTS BEHIND LEADER	100 Metres	Long Jump	Shot Put	High Jump	400 Metres	110 Metres Hurdles	Discus Throw	Pole Vault	Javelin Throw	1500 Metres
1		Damian WARNER	CAN	4513		10.35 (+0.8) 1011(1)	7.67 (-0.1) 977(2)	15.17 800(8)	2.02 822(11)	48.12 903(5)					
							1988(2)	2788(2)	3610(2)	4513(1)					
2		Pierce LEPAGE	CAN	4486	-27	10.36 (+0.8) 1008(2)	7.79 (+0.2) 1007(1)	13.21 680(21)	2.05 850(4)	47.35 941(1)					
							2015(1)	2695(4)	3545(4)	4486(2)					
3		Kevin MAYER	FRA	4483	-30	10.50 (+0.8) 975(3)	7.56 (-0.1) 950(4)	16.82 902(1)	1.99 794(13)	48.99 862(12)					
							1925(3)	2827(1)	3621(1)	4483(3)					
4		Lindon VICTOR	GRN	4474	-39	10.66 (+0.8) 938(4)	7.51 (+0.2) 937(5)	16.24 866(2)	2.05 850(4)	48.55 883(9)					
							1875(4)	2741(3)	3591(3)	4474(4)					
5		Ilya SHKURENYOV	ANA	4340	-173	11.02 (+0.3) 856(15)	7.61 (+0.5) 962(3)	14.71 772(13)	2.11 906(2)	49.36 844(15)					
							1818(6)	2590(7)	3496(6)	4340(5)					
6		Maicel UIBO	EST	4317	-196	11.10 (+0.3) 838(16)	7.46 (+0.2) 925(8)	15.12 797(10)	2.17 963(1)	50.44 794(19)					
							1763(12)	2560(9)	3523(5)	4317(6)					
7		Kai KAZMIREK	GER	4315	-198	10.82 (+0.4) 901(9)	7.26 (+0.5) 876(13)	14.30 747(16)	2.05 850(6)	47.35 941(2)					
							1777(10)	2524(13)	3374(9)	4315(7)					
8		Solomon SIMMONS	USA	4256	-257	10.70 (+0.8) 929(5)	7.37 (+0.3) 903(9)	15.33 810(4)	1.96 767(16)	49.31 847(14)					
							1832(5)	2642(5)	3409(7)	4256(8)					
9		Pieter BRAUN	NED	4251	-262	11.16 (+0.3) 825(19)	7.47 (+0.5) 927(6)	15.26 806(5)	2.02 822(12)	48.79 871(11)					
							1752(15)	2558(10)	3380(8)	4251(9)					
10		Janek ÕIGLANE	EST	4189	-324	10.94 (+0.3) 874(13)	7.32 (+0.5) 891(11)	15.20 802(7)	1.96 767(15)	49.14 855(13)					
							1765(11)	2567(8)	3334(10)	4189(10)					
11		Niklas KAUL	GER	4164	-349	11.27 (+0.3) 801(20)	7.19 (+0.6) 859(16)	15.10 796(11)	2.02 822(9)	48.48 886(8)					
							1660(19)	2456(16)	3278(12)	4164(11)					
12		Paweł WIESIOŁEK	POL	4150	-363	10.76 (+0.4) 915(8)	7.02 (0.0) 818(20)	15.26 806(6)	1.96 767(16)	49.37 844(16)					
							1733(16)	2539(12)	3306(11)	4150(12)					
13		Devon WILLIAMS	USA	4142	-371	10.84 (+0.4) 897(10)	7.36 (0.0) 900(10)	13.76 714(20)	1.93 740(19)	48.37 891(6)					
							1797(8)	2511(14)	3251(14)	4142(13)					
14		Cedric DUBLER	AUS	4135	-378	10.75 (+0.8) 917(6)	7.25 (-0.2) 874(14)	12.43 633(22)	2.02 822(7)	48.41 889(7)					
							1791(9)	2424(18)	3246(15)	4135(14)					
15		Harrison WILLIAMS	USA	4130	-383	10.76 (+0.8) 915(7)	7.14 (+0.6) 847(17)	13.78 715(18)	1.93 740(18)	47.93 913(9)					
							1762(13)	2477(15)	3217(19)	4130(15)					
16		Tim NOWAK	GER	4090	-423	11.12 (+0.3) 834(17)	7.07 (+0.3) 830(19)	14.69 771(14)	2.02 822(8)	49.60 833(17)					
							1664(18)	2435(17)	3257(13)	4090(16)					
17		Vitaliy ZHUK	BLR	4069	-444	10.95 (+0.4) 872(14)	6.63 (+0.1) 727(22)	15.13 798(9)	1.96 767(14)	48.08 905(4)					
							1599(21)	2397(20)	3164(20)	4069(17)					

DECATHLON SUMMARY AFTER 5 EVENTS

2-3-4 October 2019



PLACE	BIB	NAME	COUNTRY	POINTS	POINTS BEHIND LEADER	100 Metres	Long Jump	Shot Put	High Jump	400 Metres	110 Metres Hurdles	Discus Throw	Pole Vault	Javelin Throw	1500 Metres
18		Fredrik SAMUELSSON	SWE	4032	-481	11.13 (+0.4) 832(18)	7.11 (+0.8) 840(18)	13.97 727(17)	2.02 822(10)	50.08 811(18)					
							1672(17)	2399(19)	3221(18)	4032(18)					
19		Thomas VAN DER PLAETSEN	BEL	4007	-506	11.38 (+0.3) 778(21)	7.20 (+0.4) 862(15)	13.78 715(19)	2.08 878(3)	50.89 774(20)					
							1640(20)	2355(21)	3233(17)	4007(19)					
20		Keisuke USHIRO	JPN	3766	-747	11.44 (+0.3) 765(23)	6.90 (+0.4) 790(21)	14.31 747(15)	1.90 714(20)	51.42 750(21)					
							1555(22)	2302(22)	3016(21)	3766(20)					
21		Georni JARAMILLO	VEN	3508	-1005	10.88 (+0.4) 888(11)	7.47 (+0.7) 927(7)	15.42 816(3)	NM 0	48.66 877(10)					
							1815(7)	2631(6)	2631(22)	3508(21)					
22		Martin ROE	NOR	3237	-1276	10.94 (+0.4) 874(12)	7.28 (+0.1) 881(12)	15.08 795(12)	1.87 687(21)	DQ 0					
							1755(14)	2550(11)	3237(16)	3237(22)					
		Basile ROLNIN	FRA	DNF		11.42 (+0.4) 769(22)	DNS								
		Timothy DUCKWORTH	GBR	DNF		DNS									

RESULTS



200 Metres Women - Final

RECORDS	RESULT	NAME	COUNTRY	AGE	VENUE	DATE
World Record WR	21.34	Florence GRIFFITH-JOYNER	USA	29	Seoul (Olympic Stadium)	29 Sep 1988
Championships Record CR	21.63	Dafne SCHIPPERS	NED	23	Beijing (National Stadium)	28 Aug 2015
World Leading WL	21.74	Shaunae MILLER-UIBO	BAH	25	Zürich (SUI)	29 Aug 2019
Area Record AR		National Record NR		Personal Best PB		Season Best SB

2 October 2019 22:37 START TIME

26° C TEMPERATURE 59 % HUMIDITY

+0.9m/s WIND

PLACE	NAME	COUNTRY	DATE of BIRTH	LANE	RESULT	REACTION	Fn
1	Dina ASHER-SMITH	GBR	4 Dec 95	7	21.88	NR	0.138
2	Brittany BROWN	USA	18 Apr 95	6	22.22	PB	0.228
3	Mujinga KAMBUNDJI	SUI	17 Jun 92	4	22.51		0.150
4	Anglerne ANNELUS	USA	10 Jan 97	5	22.59		0.199
5	Dezerea BRYANT	USA	27 Apr 93	8	22.63		0.163
6	Gina BASS	GAM	3 May 95	2	22.71		0.162
7	Ivet LALOVA-COLLIO	BUL	18 May 84	3	22.77		0.160
8	Tynia GAITHER	BAH	16 Mar 93	9	22.90		0.152

ALL-TIME TOP LIST				SEASON TOP LIST			
RESULT	NAME	VENUE	DATE	RESULT	NAME	VENUE	2019
21.34	Florence GRIFFITH-JOYNER (USA)	Seoul (Olympic Stadium)	29 Sep 88	21.74	Shaunae MILLER-UIBO (BAH)	Zürich (SUI)	29 Aug
21.62	Marion JONES (USA)	Johannesburg (SGJ)	11 Sep 98	21.88	Dina ASHER-SMITH (GBR)	Doha	2 Oct
21.63	Dafne SCHIPPERS (NED)	Beijing (National Stadium)	28 Aug 15	22.00	Elaine THOMPSON (JAM)	Kingston (JAM)	23 Jun
21.64	Merlene OTTEY (JAM)	Bruxelles	13 Sep 91	22.05	Blessing OKAGBARE (NGR)	Palo Alto, CA (USA)	30 Jun
21.66	Elaine THOMPSON (JAM)	Beijing (National Stadium)	28 Aug 15	22.16	Anglerne ANNELUS (USA)	Austin, TX (USA)	8 Jun
21.69	Allyson FELIX (USA)	Eugene, OR	30 Jun 12	22.17	Sha'Carri RICHARDSON (USA)	Austin, TX (USA)	8 Jun
21.71	Marita KOCH (GDR)	Karl-Marx-Stadt	10 Jun 79	22.22	Shelly-Ann FRASER-PRYCE (JAM)	Kingston (JAM)	23 Jun
21.71	Heike DRECHSLER (GDR)	Jena	29 Jun 86	22.22	Brittany BROWN (USA)	Doha	2 Oct
21.72	Grace JACKSON (JAM)	Seoul (Olympic Stadium)	29 Sep 88	22.26	Mujinga KAMBUNDJI (SUI)	Stadion Schützenmatte, Basel (SUI)	24 Aug
21.72	Gwen TORRENCE (USA)	Barcelona (Estadio Olímpico)	5 Aug 92	22.36	Marie-Josée TA LOU (CIV)	London (GBR)	20 Jul

RESULT PROGRESSION

200 Metres Women - Final



RECORDS	RESULT NAME	COUNTRY	AGE	VENUE	DATE
World Record WR	21.34 Florence GRIFFITH-JOYNER	USA	29	Seoul (Olympic Stadium)	29 Sep 1988
Championships Record CR	21.63 Dafne SCHIPPERS	NED	23	Beijing (National Stadium)	28 Aug 2015
World Leading WL	21.74 Shaunae MILLER-UIBO	BAH	25	Zürich (SUI)	29 Aug 2019
Area Record AR	National Record NR	Personal Best PB	Season Best SB		

2 October 2019

RANK	BIB	NAME	COUNTRY	DATE of BIRTH	PHASE	HEAT	LANE	PLACE	RESULT	WIND
1		Dina ASHER-SMITH	GBR	4 Dec 95	Final	1	7	1	21.88 NR	+0.9
					Semi-Final	3	6	1	22.16 Q	+0.5
					Round 1	4	7	1	22.32 Q	+0.4
2		Brittany BROWN	USA	18 Apr 95	Final	1	6	2	22.22 PB	+0.9
					Semi-Final	2	5	2	22.46 Q	+0.4
					Round 1	3	9	2	22.33 Q PB	+0.7
3		Mujinga KAMBUNDJI	SUI	17 Jun 92	Final	1	4	3	22.51	+0.9
					Semi-Final	1	9	4	22.49 Q	+0.4
					Round 1	2	2	14	22.81 Q	+0.2
4		Anglerne ANNELUS	USA	10 Jan 97	Final	1	5	4	22.59	+0.9
					Semi-Final	1	5	3	22.49 Q	+0.4
					Round 1	6	8	3	22.56 Q	-0.1
5		Dezerea BRYANT	USA	27 Apr 93	Final	1	8	5	22.63	+0.9
					Semi-Final	3	4	5	22.56 Q	+0.5
					Round 1	4	6	4	22.56 Q	+0.4
6		Gina BASS	GAM	3 May 95	Final	1	2	6	22.71	+0.9
					Semi-Final	3	9	8	22.60 q	+0.5
					Round 1	5	8	9	22.67 Q	+0.8
7		Ivet LALOVA-COLLIO	BUL	18 May 84	Final	1	3	7	22.77	+0.9
					Semi-Final	2	7	7	22.58 q	+0.4
					Round 1	2	7	12	22.79 Q	+0.2
8		Tynia GAITHER	BAH	16 Mar 93	Final	1	9	8	22.90	+0.9
					Semi-Final	2	9	6	22.57 Q SB	+0.4
					Round 1	4	5	5	22.57 Q SB	+0.4

ALL-TIME TOP LIST				SEASON TOP LIST			
RESULT	NAME	VENUE	DATE	RESULT	NAME	VENUE	2019
21.34	Florence GRIFFITH-JOYNER (USA)	Jl (Olympic Stadium)	29 Sep 88	21.74	Shaunae MILLER-UIBO (BAH)	Zürich (SUI)	29 Aug
21.62	Marion JONES (USA)	Johannesburg (SGJ)	11 Sep 98	21.88	Dina ASHER-SMITH (GBR)	Doha	2 Oct
21.63	Dafne SCHIPPERS (NED)	Beijing (National Stadium)	28 Aug 15	22.00	Elaine THOMPSON (JAM)	Kingston (JAM)	23 Jun
21.64	Merlene OTTEY (JAM)	Bruxelles	13 Sep 91	22.05	Blessinq OKAGBARE (NGR)	Palo Alto, CA (USA)	30 Jun
21.66	Elaine THOMPSON (JAM)	Beijing (National Stadium)	28 Aug 15	22.16	Anglerne ANNELUS (USA)	Austin, TX (USA)	8 Jun
21.69	Allyson FELIX (USA)	Eugene, OR	30 Jun 12	22.17	Sha'Carri RICHARDSON (USA)	Austin, TX (USA)	8 Jun
21.71	Marita KOCH (GDR)	Karl-Marx-Stadt	10 Jun 79	22.22	Shelly-Ann FRASER-PRYCE (JAM)	Kingston (JAM)	23 Jun
21.71	Heike DRECHSLER (GDR)	Jena	29 Jun 86	22.22	Brittany BROWN (USA)	Doha	2 Oct
21.72	Grace JACKSON (JAM)	Seoul (Olympic Stadium)	29 Sep 88	22.26	Mujinga KAMBUNDJI (SUI)	Stadion Schützenmatte, Basel (SUI)	24 Aug
21.72	Gwen TORRENCE (USA)	Barcelona (Estadio Olímpico)	5 Aug 92	22.36	Marie-Josée TA LOU (CIV)	London (GBR)	20 Jul

SUMMARY



1500 Metres Women - Round 1

First 6 in each heat (Q) and the next 6 fastest (q) advance to the Semi-Finals

RECORDS	RESULT	NAME	COUNTRY	AGE	VENUE	DATE
World Record WR	3:50.07	Genzebe DIBABA	ETH	24	Monaco (Stade Louis II)	17 Jul 2015
Championships Record CR	3:58.52	Tatyana TOMASHOVA	RUS	28	Paris Saint-Denis (Stade de France)	31 Aug 2003
World Leading WL	3:55.30	Sifan HASSAN	NED	26	Monaco (MON)	12 Jul 2019
Area Record AR		National Record NR		Personal Best PB		Season Best SB

2 October 2019

RANK	PLACE	HEAT	BIB	NAME	COUNTRY	DATE of BIRTH	RESULT	
1	1	1		Sifan HASSAN	NED	1 Jan 93	4:03.88	Q
2	2	1		Faith KIPYEGON	KEN	10 Jan 94	4:03.93	Q
3	3	1		Nikki HILTZ	USA	23 Oct 94	4:04.00	Q
4	4	1		Winnie NANYONDO	UGA	23 Aug 93	4:04.04	Q
5	5	1		Ciara MAGEEAN	IRL	12 Mar 92	4:04.18	Q
6	6	1		Sarah MCDONALD	GBR	2 Aug 93	4:04.42	Q
7	7	1		Lemlem HAILU	ETH	21 May 01	4:05.61	q
8	8	1		Kristiina MÄKI	CZE	22 Sep 91	4:06.61	q PB
9	9	1		Esther GUERRERO	ESP	7 Feb 90	4:06.99	q
10	1	3		Jenny SIMPSON	USA	23 Aug 86	4:07.27	Q
11	2	3		Gabriela DEBUES-STAFFORD	CAN	13 Sep 95	4:07.28	Q
12	3	3		Laura MUIR	GBR	9 May 93	4:07.37	Q
13	4	3		Marta PÉREZ	ESP	19 Apr 93	4:07.48	Q
14	10	1		Georgia GRIFFITH	AUS	5 Dec 96	4:07.73	q
15	5	3		Claudia Mihaela BOBOCEA	ROU	11 Jun 92	4:07.76	Q
16	6	3		Malika AKKAOUI	MAR	25 Dec 87	4:08.05	Q
17	7	3		Linden HALL	AUS	20 Jun 91	4:08.12	q
18	8	3		Darya BARYSEVICH	BLR	6 Apr 90	4:08.19	q
19	1	2		Rababe ARAFI	MAR	12 Jan 91	4:08.32	Q
20	2	2		Winnie CHEBET	KEN	20 Dec 90	4:08.36	Q
21	3	2		Gudaf TSEGAY	ETH	23 Jan 97	4:08.39	Q
22	4	2		Shelby HOULIHAN	USA	8 Feb 93	4:08.51	Q
23	9	3		Axumawit EMBAYE	ETH	18 Oct 94	4:08.56	
24	5	2		Jessica HULL	AUS	22 Oct 96	4:08.71	Q
25	11	1		Sara KUIVISTO	FIN	18 Aug 91	4:08.85	PB
26	10	3		Esther CHEBET	UGA	10 Sep 97	4:08.89	
27	6	2		Yolanda NGARAMBE	SWE	14 Sep 91	4:09.22	Q
28	11	3		María Pía FERNÁNDEZ	URU	1 Apr 95	4:09.45	NR
29	7	2		Aisha PRAUGHT-LEER	JAM	14 Dec 89	4:09.81	
30	8	2		Palakeezh UNNIKISHNAN CHITRA	IND	9 Jun 95	4:11.10	PB
31	9	2		Caterina GRANZ	GER	14 Mar 94	4:12.36	
32	10	2		Jemma REEKIE	GBR	6 Mar 98	4:12.51	
33	11	2		Maruša MIŠMAŠ	SLO	24 Oct 94	4:14.94	
34	12	2		Carla MENDES	CPV	9 Nov 94	4:23.56	
35	12	3		Neide DIAS	ANG	11 Aug 87	4:28.27	

SUMMARY
1500 Metres Women - Round 1

2 October 2019

RANK	PLACE	HEAT	BIB	NAME	COUNTRY	DATE of BIRTH	RESULT
				ALL-TIME TOP LIST			
RESULT	NAME	VENUE	DATE				
3:50.07	Genzebe DIBABA (ETH)	Monaco (Stade Louis II)	17 Jul 15				
3:50.46	Yunxia QU (CHN)	Beijing (NOCAS)	11 Sep 93				
3:50.98	Jiang BO (CHN)	Shanghai	18 Oct 97				
3:51.34	Yinqlai LANG (CHN)	Shanghai	18 Oct 97				
3:51.92	Junxia WANG (CHN)	Beijing (NOCAS)	11 Sep 93				
3:52.47	Tatyana KAZANKINA (URS)	Zürich (Letzigrund)	13 Aug 80				
3:53.91	Lili YIN (CHN)	Shanghai	18 Oct 97				
3:53.96	Paula IVAN (ROU)	Seoul (Olympic Stadium)	1 Oct 88				
3:53.97	Lixin LAN (CHN)	Shanghai	18 Oct 97				
3:54.23	Olqa DVIRNA (URS)	Kyiv	27 Jul 82				
				SEASON TOP LIST			
RESULT	NAME	VENUE	2019				
3:55.30	Sifan HASSAN (NED)	Monaco (MON)	12 Jul				
3:55.47	Genzebe DIBABA (ETH)	Rabat (MAR)	16 Jun				
3:56.73	Laura MUIR (GBR)	Roma (ITA)	6 Jun				
3:57.40	Gudaf TSEGAY (ETH)	Rabat (MAR)	16 Jun				
3:58.84	Rababe ARAFI (MAR)	Rabat (MAR)	16 Jun				
3:59.02	Axumawit EMBAYE (ETH)	Rabat (MAR)	16 Jun				
3:59.02	Konstanze KLOSTERHALFEN (GER)	Zürich (SUI)	29 Aug				
3:59.04	Faith KIPYEGON (KEN)	Palo Alto, CA (USA)	30 Jun				
3:59.56	Winnie NANYONDO (UGA)	Rabat (MAR)	16 Jun				
3:59.59	Gabriela DEBUES-STAFFORD (CAN)	Zürich (SUI)	29 Aug				



RACE ANALYSIS



1500 Metres Women - Round 1

First 6 in each heat (Q) and the next 6 fastest (q) advance to the Semi-Finals

SPLIT TIMES UPDATED

Heat 1 **3**

2 October 2019 17:35 START TIME 26° C 59 %
TEMPERATURE HUMIDITY

1	100 m	2	200 m	3	300 m	4	400 m	5	500 m	6	600 m	7	700 m	8	800 m	9	900 m	10	1000 m
11	1100 m	12	1200 m	13	1300 m	14	1400 m												

1	Sifan HASSAN														NED	1 Jan 93	4:03.88		
1	16.75	2	16.71	3	17.28	4	17.19	5	16.69	6	16.93	7	16.71	8	16.64	9	15.83	10	16.31
	16.75 (11)		33.46 (11)		50.74 (11)		1:07.93 (11)		1:24.62 (11)		1:41.55 (11)		1:58.26 (11)		2:14.90 (11)		2:30.73 (10)		2:47.04 (10)
11	15.79	12	15.93	13	14.88	14	15.18												
	3:02.83 (9)		3:18.76 (8)		3:33.64 (2)		3:48.82 (1)												
2	Faith KIPYEGON														KEN	10 Jan 94	4:03.93		
1	16.03	2	17.02	3	17.17	4	17.13	5	16.72	6	16.91	7	16.66	8	16.44	9	16.26	10	16.25
	16.03 (6)		33.05 (6)		50.22 (6)		1:07.35 (5)		1:24.07 (5)		1:40.98 (6)		1:57.64 (7)		2:14.08 (6)		2:30.34 (7)		2:46.59 (6)
11	15.82	12	15.93	13	15.29	14	15.22												
	3:02.41 (4)		3:18.34 (3)		3:33.63 (1)		3:48.85 (2)												
3	Nikki HILTZ														USA	23 Oct 94	4:04.00		
1	16.02	2	17.05	3	17.27	4	17.18	5	16.70	6	16.91	7	16.44	8	16.55	9	16.20	10	16.33
	16.02 (5)		33.07 (7)		50.34 (7)		1:07.52 (7)		1:24.22 (7)		1:41.13 (8)		1:57.57 (6)		2:14.12 (7)		2:30.32 (6)		2:46.65 (7)
11	15.95	12	15.88	13	15.34	14	15.31												
	3:02.60 (7)		3:18.48 (5)		3:33.82 (3)		3:49.13 (3)												
4	Winnie NANYONDO														UGA	23 Aug 93	4:04.04		
1	15.81	2	16.86	3	17.29	4	17.26	5	16.77	6	16.79	7	16.60	8	16.60	9	16.20	10	16.35
	15.81 (2)		32.67 (1)		49.96 (2)		1:07.22 (3)		1:23.99 (4)		1:40.78 (4)		1:57.38 (4)		2:13.98 (4)		2:30.18 (4)		2:46.53 (5)
11	16.00	12	15.98	13	15.59	14	15.23												
	3:02.53 (6)		3:18.51 (6)		3:34.10 (8)		3:49.33 (5)												
5	Ciara MAGEEAN														IRL	12 Mar 92	4:04.18		
1	16.03	2	16.90	3	17.24	4	17.07	5	16.73	6	16.79	7	16.55	8	16.46	9	16.25	10	16.31
	16.03 (7)		32.93 (5)		50.17 (4)		1:07.24 (4)		1:23.97 (3)		1:40.76 (3)		1:57.31 (3)		2:13.77 (3)		2:30.02 (3)		2:46.33 (3)
11	16.04	12	16.05	13	15.54	14	15.32												
	3:02.37 (3)		3:18.42 (4)		3:33.96 (6)		3:49.28 (4)												
6	Sarah MCDONALD														GBR	2 Aug 93	4:04.42		
1	15.87	2	17.04	3	17.29	4	17.21	5	16.68	6	16.86	7	16.54	8	16.50	9	16.21	10	16.29
	15.87 (4)		32.91 (4)		50.20 (5)		1:07.41 (6)		1:24.09 (6)		1:40.95 (5)		1:57.49 (5)		2:13.99 (5)		2:30.20 (5)		2:46.49 (4)
11	16.04	12	16.01	13	15.50	14	15.65												
	3:02.53 (5)		3:18.54 (7)		3:34.04 (7)		3:49.69 (7)												
7	Lemlem HAILU														ETH	21 May 01	4:05.61		
1	16.49	2	16.93	3	17.07	4	17.10	5	16.72	6	17.03	7	16.61	8	16.41	9	16.23	10	16.26
	16.49 (10)		33.42 (10)		50.49 (9)		1:07.59 (8)		1:24.31 (9)		1:41.34 (10)		1:57.95 (9)		2:14.36 (8)		2:30.59 (8)		2:46.85 (8)
11	15.85	12	16.07	13	15.15	14	15.76												
	3:02.70 (8)		3:18.77 (9)		3:33.92 (5)		3:49.68 (6)												
8	Kristiina MÄKI														CZE	22 Sep 91	4:06.61		
1	16.24	2	17.04	3	17.20	4	17.25	5	16.72	6	16.89	7	16.74	8	16.63	9	16.20	10	16.41
	16.24 (8)		33.28 (9)		50.48 (8)		1:07.73 (10)		1:24.45 (10)		1:41.34 (9)		1:58.08 (10)		2:14.71 (10)		2:30.91 (11)		2:47.32 (11)
11	15.92	12	15.71	13	15.46	14	15.99												
	3:03.24 (10)		3:18.95 (10)		3:34.41 (10)		3:50.40 (10)												
9	Esther GUERRERO														ESP	7 Feb 90	4:06.99		
1	15.77	2	16.92	3	17.24	4	17.06	5	16.83	6	16.71	7	16.60	8	16.45	9	16.28	10	16.25
	15.77 (1)		32.69 (2)		49.93 (1)		1:06.99 (2)		1:23.82 (2)		1:40.53 (2)		1:57.13 (2)		2:13.58 (2)		2:29.86 (2)		2:46.11 (2)
11	16.06	12	16.15	13	15.91	14	15.96												
	3:02.17 (2)		3:18.32 (2)		3:34.23 (9)		3:50.19 (8)												
10	Georgia GRIFFITH														AUS	5 Dec 96	4:07.73		
1	15.81	2	16.96	3	17.24	4	16.98	5	16.65	6	16.71	7	16.66	8	16.39	9	16.30	10	16.21
	15.81 (3)		32.77 (3)		50.01 (3)		1:06.99 (1)		1:23.64 (1)		1:40.35 (1)		1:57.01 (1)		2:13.40 (1)		2:29.70 (1)		2:45.91 (1)
11	16.13	12	16.10	13	15.78	14	16.46												
	3:02.04 (1)		3:18.14 (1)		3:33.92 (4)		3:50.38 (9)												

RACE ANALYSIS
1500 Metres Women - Round 1

SPLIT TIMES UPDATED

11 Sara KUIVISTO FIN 18 Aug 91 **4:08.85**

1	16.27	2	16.94	3	17.28	4	17.11	5	16.67	6	16.79	7	16.74	8	16.65	9	16.14	10	16.40	PB
	16.27 (9)		33.21 (8)		50.49 (10)		1:07.60 (9)		1:24.27 (8)		1:41.06 (7)		1:57.80 (8)		2:14.45 (9)		2:30.59 (9)		2:46.99 (9)	
11	16.37	12	16.04	13	15.88	14	16.17													
	3:03.36 (11)		3:19.40 (11)		3:35.28 (11)		3:51.45 (11)													

RESULTS



1500 Metres Women - Round 1

First 6 in each heat (Q) and the next 6 fastest (q) advance to the Semi-Finals

RECORDS	RESULT NAME	COUNTRY	AGE	VENUE	DATE
World Record WR	3:50.07 Genzebe DIBABA	ETH	24	Monaco (Stade Louis II)	17 Jul 2015
Championships Record CR	3:58.52 Tatyana TOMASHOVA	RUS	28	Paris Saint-Denis (Stade de France)	31 Aug 2003
World Leading WL	3:55.30 Sifan HASSAN	NED	26	Monaco (MON)	12 Jul 2019
Area Record AR	National Record NR	Personal Best PB	Season Best SB		

Heat 1

3

2 October 2019 17:35 START TIME

26° C TEMPERATURE 59% HUMIDITY

PLACE	NAME	COUNTRY	DATE OF BIRTH	ORDER	RESULT	
1	Sifan HASSAN	NED	1 Jan 93	5	4:03.88	Q
2	Faith KIPYEGON	KEN	10 Jan 94	8	4:03.93	Q
3	Nikki HILTZ	USA	23 Oct 94	2	4:04.00	Q
4	Winnie NANYONDO	UGA	23 Aug 93	6	4:04.04	Q
5	Ciara MAGEEAN	IRL	12 Mar 92	1	4:04.18	Q
6	Sarah MCDONALD	GBR	2 Aug 93	4	4:04.42	Q
7	Lemlem HAILU	ETH	21 May 01	3	4:05.61	q
8	Kristiina MÄKI	CZE	22 Sep 91	11	4:06.61	q PB
9	Esther GUERRERO	ESP	7 Feb 90	9	4:06.99	q
10	Georgia GRIFFITH	AUS	5 Dec 96	10	4:07.73	q
11	Sara KUIVISTO	FIN	18 Aug 91	7	4:08.85	PB

INTERMEDIATE TIMES

300 m	49.93 Esther GUERRERO	400 m	1:06.99 Georgia GRIFFITH
500 m	1:23.64 Georgia GRIFFITH	600 m	1:40.35 Georgia GRIFFITH
700 m	1:57.01 Georgia GRIFFITH	800 m	2:13.40 Georgia GRIFFITH
900 m	2:29.70 Georgia GRIFFITH	1000 m	2:45.91 Georgia GRIFFITH
1100 m	3:02.04 Georgia GRIFFITH	1200 m	3:18.14 Georgia GRIFFITH
1300 m	3:33.63 Faith KIPYEGON	1400 m	3:48.82 Sifan HASSAN

Heat 2

3

2 October 2019 17:48 START TIME

26° C TEMPERATURE 59% HUMIDITY

PLACE	NAME	COUNTRY	DATE OF BIRTH	ORDER	RESULT	
1	Rababe ARAFI	MAR	12 Jan 91	2	4:08.32	Q
2	Winnie CHEBET	KEN	20 Dec 90	8	4:08.36	Q
3	Gudaf TSEGAY	ETH	23 Jan 97	1	4:08.39	Q
4	Shelby HOULIHAN	USA	8 Feb 93	4	4:08.51	Q
5	Jessica HULL	AUS	22 Oct 96	7	4:08.71	Q
6	Yolanda NGARAMBE	SWE	14 Sep 91	9	4:09.22	Q
7	Aisha PRAUGHT-LEER	JAM	14 Dec 89	6	4:09.81	
8	Palakeezh UNNIKISHNAN CHITRA	IND	9 Jun 95	10	4:11.10	PB
9	Caterina GRANZ	GER	14 Mar 94	5	4:12.36	
10	Jemma REEKIE	GBR	6 Mar 98	12	4:12.51	
11	Maruša MIŠMAŠ	SLO	24 Oct 94	11	4:14.94	
12	Carla MENDES	CPV	9 Nov 94	3	4:23.56	

INTERMEDIATE TIMES

100 m	14.78 Carla MENDES	200 m	32.34 Carla MENDES
300 m	51.51 Carla MENDES	400 m	1:11.21 Carla MENDES
500 m	1:30.00 Maruša MIŠMAŠ	600 m	1:47.53 Maruša MIŠMAŠ
700 m	2:04.71 Maruša MIŠMAŠ	800 m	2:21.77 Maruša MIŠMAŠ
900 m	2:37.48 Gudaf TSEGAY	1000 m	2:52.96 Gudaf TSEGAY
1100 m	3:08.34 Gudaf TSEGAY	1200 m	3:23.36 Gudaf TSEGAY
1300 m	3:38.10 Gudaf TSEGAY	1400 m	3:53.50 Gudaf TSEGAY

RESULTS
1500 Metres Women - Round 1

Heat 3 **3**

2 October 2019

17:59 START TIME

26° C
TEMPERATURE

59 %
HUMIDITY

PLACE	NAME	COUNTRY	DATE of BIRTH	ORDER	RESULT	
1	Jenny SIMPSON	USA	23 Aug 86	12	4:07.27	Q
2	Gabriela DEBUES-STAFFORD	CAN	13 Sep 95	8	4:07.28	Q
3	Laura MUIR	GBR	9 May 93	2	4:07.37	Q
4	Marta PÉREZ	ESP	19 Apr 93	11	4:07.48	Q
5	Claudia Mihaela BOBOCEA	ROU	11 Jun 92	7	4:07.76	Q
6	Malika AKKAOUI	MAR	25 Dec 87	1	4:08.05	Q
7	Linden HALL	AUS	20 Jun 91	4	4:08.12	q
8	Darya BARYSEVICH	BLR	6 Apr 90	9	4:08.19	q
9	Axumawit EMBAYE	ETH	18 Oct 94	5	4:08.56	
10	Esther CHEBET	UGA	10 Sep 97	6	4:08.89	
11	María Pía FERNÁNDEZ	URU	1 Apr 95	3	4:09.45	NR
12	Neide DIAS	ANG	11 Aug 87	10	4:28.27	

INTERMEDIATE TIMES

100 m	15.87 Marta PÉREZ	200 m	33.07 Marta PÉREZ
300 m	50.08 Claudia Mihaela BOBOCEA	400 m	1:06.95 Claudia Mihaela BOBOCEA
500 m	1:23.77 Claudia Mihaela BOBOCEA	600 m	1:40.55 Claudia Mihaela BOBOCEA
700 m	1:57.31 Claudia Mihaela BOBOCEA	800 m	2:14.20 Claudia Mihaela BOBOCEA
900 m	2:30.94 Claudia Mihaela BOBOCEA	1000 m	2:47.71 Claudia Mihaela BOBOCEA
1100 m	3:03.87 Jenny SIMPSON	1200 m	3:20.17 Jenny SIMPSON
1300 m	3:36.08 Jenny SIMPSON	1400 m	3:52.00 Jenny SIMPSON

ALL-TIME TOP LIST

RESULT	NAME	VENUE	DATE
3:50.07	Genzebe DIBABA (ETH)	Monaco (Stade Louis II)	17 Jul 15
3:50.46	Yunxia QU (CHN)	Beijing (NOCAS)	11 Sep 93
3:50.98	Jiang BO (CHN)	Shanghai	18 Oct 97
3:51.34	Yinglai LANG (CHN)	Shanghai	18 Oct 97
3:51.92	Junxia WANG (CHN)	Beijing (NOCAS)	11 Sep 93
3:52.47	Tatyana KAZANKINA (URS)	Zürich (Letzigrund)	13 Aug 80
3:53.91	Lili YIN (CHN)	Shanghai	18 Oct 97
3:53.96	Paula IVAN (ROU)	Seoul (Olympic Stadium)	1 Oct 88
3:53.97	Lixin LAN (CHN)	Shanghai	18 Oct 97
3:54.23	Olga DVIRNA (URS)	Kyiv	27 Jul 82

SEASON TOP LIST

RESULT	NAME	VENUE	2019
3:55.30	Sifan HASSAN (NED)	Monaco (MON)	12 Jul
3:55.47	Genzebe DIBABA (ETH)	Rabat (MAR)	16 Jun
3:56.73	Laura MUIR (GBR)	Roma (ITA)	6 Jun
3:57.40	Gudaf TSEGAY (ETH)	Rabat (MAR)	16 Jun
3:58.84	Rababe ARAFI (MAR)	Rabat (MAR)	16 Jun
3:59.02	Axumawit EMBAYE (ETH)	Rabat (MAR)	16 Jun
3:59.02	Konstanze KLOSTERHALFEN (GER)	Zürich (SUI)	29 Aug
3:59.04	Faith KIPYEGON (KEN)	Palo Alto, CA (USA)	30 Jun
3:59.56	Winnie NANYONDO (UGA)	Rabat (MAR)	16 Jun
3:59.59	Gabriela DEBUES-STAFFORD (CAN)	Zürich (SUI)	29 Aug

SUMMARY



5000 Metres Women - Round 1

First 5 in each heat (Q) and the next 5 fastest (q) advance to the Final

RECORDS	RESULT	NAME	COUNTRY	AGE	VENUE	DATE
World Record WR	14:11.15	Tirunesh DIBABA	ETH	23	Oslo (Bislett)	6 Jun 2008
Championships Record CR	14:26.83	Almaz AYANA	ETH	24	Beijing (National Stadium)	30 Aug 2015
World Leading WL	14:20.36	Hellen OBIRI	KEN	30	London (GBR)	21 Jul 2019
Area Record AR		National Record NR		Personal Best PB		Season Best SB

2 October 2019

RANK	PLACE	HEAT	BIB	NAME	COUNTRY	DATE OF BIRTH	RESULT	
1	1	1		Hellen OBIRI	KEN	13 Dec 89	14:52.13	Q
2	2	1		Karissa SCHWEIZER	USA	4 May 96	14:52.41	Q PB
3	3	1		Hawi FEYSA	ETH	1 Feb 99	14:53.85	Q
4	4	1		Eilish MCCOLGAN	GBR	25 Nov 90	14:55.79	Q
5	1	2		Tsehay GEMECHU	ETH	12 Dec 98	15:01.57	Q
6	2	2		Konstanze KLOSTERHALFEN	GER	18 Feb 97	15:01.57	Q
7	3	2		Margaret Chelimo KIPKEMBOI	KEN	9 Feb 93	15:01.58	Q
8	4	2		Lilian Kasait RENGERUK	KEN	3 May 97	15:02.03	Q
9	5	1		Camille BUSCOMB	NZL	11 Jul 90	15:02.19	Q PB
10	5	2		Laura WEIGHTMAN	GBR	1 Jul 91	15:02.24	Q
11	6	2		Fantu WORKU	ETH	29 Mar 99	15:02.74	q
12	6	1		Nozomi TANAKA	JPN	4 Sep 99	15:04.66	q PB
13	7	1		Andrea SECCAFIEN	CAN	27 Aug 90	15:04.67	q PB
14	8	1		Dominique SCOTT	RSA	24 Jun 92	15:05.01	q
15	9	1		Elinor PURRIER	USA	20 Feb 95	15:08.82	q
16	7	2		Anna Emilie MØLLER	DEN	28 Jul 97	15:11.76	
17	10	1		Sarah CHELANGAT	UGA	5 Jun 01	15:19.90	
18	11	1		Hanna KLEIN	GER	6 Apr 93	15:28.65	
19	8	2		Rachel SCHNEIDER	USA	18 Jul 91	15:30.00	
20	9	2		Melissa DUNCAN	AUS	30 Jan 90	15:37.37	
21	10	2		Rachel CLIFF	CAN	1 Apr 88	15:41.27	
22	11	2		Jessica JUDD	GBR	7 Jan 95	15:51.48	
23	12	2		Valeriya ZHANDAROVA	GEO	17 Mar 94	15:52.11	
24	13	2		Tomoka KIMURA	JPN	12 Nov 94	15:53.08	
25	12	1		Florencia BORELLI	ARG	30 Oct 92	15:56.49	
26	13	1		Cavaline NAHIMANA	BDI	14 Jan 97	16:25.82	
		1		Karoline Bjerkeli GRØVDAL	NOR	14 Jun 90	DNF	
		1		Maureen KOSTER	NED	3 Jul 92	DNF	
		2		Tigist GASHAW	BRN	25 Dec 96	DNF	

ALL-TIME TOP LIST				SEASON TOP LIST			
RESULT	NAME	VENUE	DATE	RESULT	NAME	VENUE	2019
14:11.15	Tirunesh DIBABA (ETH)	Oslo (Bislett)	6 Jun 08	14:20.36	Hellen OBIRI (KEN)	London (GBR)	21 Jul
14:12.59	Almaz AYANA (ETH)	Roma (Stadio Olimpico)	2 Jun 16	14:20.68	Aqnes Jebet TIROP (KEN)	London (GBR)	21 Jul
14:12.88	Meseret DEFAR (ETH)	Stockholm	22 Jul 08	14:22.12	Sifan HASSAN (NED)	London (GBR)	21 Jul
14:15.41	Genzebe DIBABA (ETH)	iris Saint-Denis (Stade de France)	4 Jul 15	14:26.76	Konstanze KLOSTERHALFEN (GER)	Berlin (GER)	3 Aug
14:18.37	Hellen OBIRI (KEN)	Roma (Stadio Olimpico)	8 Jun 17	14:29.54	Letesenbet GIDEY (ETH)	Bruxelles (BEL)	6 Sep
14:20.68	Aqnes Jebet TIROP (KEN)	London (GBR)	21 Jul 19	14:31.69	Margaret Chelimo KIPKEMBOI (KEN)	London (GBR)	21 Jul
14:20.87	Vivian Jepkemoi CHERUIYOT (KEN)	im (Olympiastadion)	29 Jul 11	14:36.10	Caroline Chepkoech KIPKIRUI (KEN)	London (GBR)	21 Jul
14:22.12	Sifan HASSAN (NED)	London (GBR)	21 Jul 19	14:38.76	Hawi FEYSA (ETH)	Hengelo (NED)	9 Jun
14:23.14	Letesenbet GIDEY (ETH)	Rabat (MAR)	13 Jul 18	14:40.25	Eva CHERONO (KEN)	London (GBR)	21 Jul
14:23.33	Senbere TEFERI (ETH)	Rabat (MAR)	13 Jul 18	14:44.12	Gabriela DEBUES-STAFFORD (CAN)	Bruxelles (BEL)	6 Sep

RACE ANALYSIS



5000 Metres Women - Round 1

First 5 in each heat (Q) and the next 5 fastest (q) advance to the Final

Heat 2

2 October 2019 18:51 START TIME 26° C TEMPERATURE 59 % HUMIDITY

1	100 m	2	200 m	3	300 m	4	400 m	5	500 m	6	600 m	7	700 m	8	800 m	9	900 m	10	1000 m
11	1100 m	12	1200 m	13	1300 m	14	1400 m	15	1500 m	16	1600 m	17	1700 m	18	1800 m	19	1900 m	20	2000 m
21	2100 m	22	2200 m	23	2300 m	24	2400 m	25	2500 m	26	2600 m	27	2700 m	28	2800 m	29	2900 m	30	3000 m
31	3100 m	32	3200 m	33	3300 m	34	3400 m	35	3500 m	36	3600 m	37	3700 m	38	3800 m	39	3900 m	40	4000 m
41	4100 m	42	4200 m	43	4300 m	44	4400 m	45	4500 m	46	4600 m	47	4700 m	48	4800 m	49	4900 m		

1 Tsehay GEMECHU ETH 12 Dec 98 15:01.57

1	18.73	2	20.08	3	19.42	4	19.76	5	19.59	6	18.47	7	19.61	8	19.20	9	19.35	10	17.84
	18.73 (6)		38.81 (6)		58.23 (2)		1:17.99 (2)		1:37.58 (2)		1:56.05 (2)		2:15.66 (4)		2:34.86 (6)		2:54.21 (11)		3:12.05 (2)
11	18.13	12	18.40	13	19.09	14	18.72	15	18.20	16	19.68	17	18.17	18	17.88	19	18.12	20	18.01
	3:30.18 (1)		3:48.58 (1)		4:07.67 (1)		4:26.39 (1)		4:44.59 (1)		5:04.27 (1)		5:22.44 (2)		5:40.32 (2)		5:58.44 (2)		6:16.45 (2)
21	17.76	22	17.83	23	19.14	24	19.38	25	19.59	26	18.92	27	19.34	28	18.80	29	19.25	30	18.69
	6:34.21 (2)		6:52.04 (1)		7:11.18 (1)		7:30.56 (1)		7:50.15 (1)		8:09.07 (3)		8:28.41 (4)		8:47.21 (5)		9:06.46 (6)		9:25.15 (8)
31	18.97	32	18.95	33	17.24	34	16.85	35	16.98	36	17.63	37	18.10	38	16.89	39	16.69	40	16.67
	9:44.12 (6)		10:03.07 (8)		10:20.31 (6)		10:37.16 (6)		10:54.14 (5)		11:11.77 (5)		11:29.87 (7)		11:46.76 (3)		12:03.45 (2)		12:20.12 (3)
41	16.60	42	16.62	43	16.77	44	16.65	45	16.76	46	16.49	47	15.86	48	15.53	49	15.52		
	12:36.72 (2)		12:53.34 (2)		13:10.11 (3)		13:26.76 (4)		13:43.52 (4)		14:00.01 (5)		14:15.87 (6)		14:31.40 (6)		14:46.92 (6)		

2 Konstanze KLOSTERHALFEN GER 18 Feb 97 15:01.57

1	18.60	2	20.02	3	19.80	4	19.81	5	19.57	6	18.60	7	19.34	8	19.01	9	19.04	10	18.50
	18.60 (4)		38.62 (3)		58.42 (5)		1:18.23 (4)		1:37.80 (4)		1:56.40 (6)		2:15.74 (5)		2:34.75 (4)		2:53.79 (5)		3:12.29 (6)
11	18.47	12	18.28	13	19.13	14	18.63	15	18.30	16	19.50	17	18.23	18	17.86	19	18.12	20	18.00
	3:30.76 (4)		3:49.04 (6)		4:08.17 (5)		4:26.80 (5)		4:45.10 (5)		5:04.60 (5)		5:22.83 (5)		5:40.69 (5)		5:58.81 (5)		6:16.81 (5)
21	17.93	22	17.47	23	19.17	24	19.31	25	19.52	26	18.82	27	19.13	28	18.75	29	19.09	30	18.63
	6:34.74 (6)		6:52.21 (2)		7:11.38 (2)		7:30.69 (2)		7:50.21 (2)		8:09.03 (2)		8:28.16 (1)		8:46.91 (1)		9:06.00 (1)		9:24.63 (2)
31	19.04	32	18.92	33	17.32	34	16.83	35	17.24	36	17.61	37	18.08	38	16.90	39	16.69	40	16.66
	9:43.67 (2)		10:02.59 (3)		10:19.91 (2)		10:36.74 (2)		10:53.98 (3)		11:11.59 (3)		11:29.67 (3)		11:46.57 (1)		12:03.26 (1)		12:19.92 (1)
41	16.56	42	16.60	43	16.77	44	16.59	45	16.58	46	16.30	47	15.75	48	15.73	49	15.60		
	12:36.48 (1)		12:53.08 (1)		13:09.85 (1)		13:26.44 (1)		13:43.02 (1)		13:59.32 (1)		14:15.07 (1)		14:30.80 (1)		14:46.40 (1)		

3 Margaret Chelimo KIPKEMBOI KEN 9 Feb 93 15:01.58

1	19.13	2	20.15	3	20.08	4	19.91	5	19.29	6	18.65	7	19.26	8	19.09	9	18.85	10	18.61
	19.13 (12)		39.28 (12)		59.36 (13)		1:19.27 (14)		1:38.56 (14)		1:57.21 (14)		2:16.47 (14)		2:35.56 (14)		2:54.41 (13)		3:13.02 (14)
11	18.60	12	17.37	13	19.41	14	18.64	15	18.43	16	19.27	17	18.35	18	17.77	19	18.18	20	18.01
	3:31.62 (14)		3:48.99 (5)		4:08.40 (8)		4:27.04 (7)		4:45.47 (8)		5:04.74 (8)		5:23.09 (7)		5:40.86 (7)		5:59.04 (7)		6:17.05 (8)
21	17.76	22	17.56	23	19.22	24	19.28	25	19.59	26	18.90	27	19.15	28	18.86	29	19.07	30	18.22
	6:34.81 (7)		6:52.37 (4)		7:11.59 (4)		7:30.87 (4)		7:50.46 (4)		8:09.36 (7)		8:28.51 (6)		8:47.37 (6)		9:06.44 (5)		9:24.66 (3)
31	19.13	32	18.56	33	17.33	34	16.90	35	17.16	36	17.77	37	18.01	38	17.25	39	16.77	40	16.58
	9:43.79 (3)		10:02.35 (1)		10:19.68 (1)		10:36.58 (1)		10:53.74 (1)		11:11.51 (1)		11:29.52 (2)		11:46.77 (4)		12:03.54 (3)		12:20.12 (2)
41	16.75	42	16.72	43	16.45	44	16.59	45	16.59	46	16.27	47	15.78	48	15.74	49	15.54		
	12:36.87 (3)		12:53.59 (5)		13:10.04 (2)		13:26.63 (2)		13:43.22 (2)		13:59.49 (2)		14:15.27 (2)		14:31.01 (2)		14:46.55 (2)		

4 Lilian Kasait RENGURUK KEN 3 May 97 15:02.03

1	19.03	2	20.15	3	19.92	4	19.88	5	19.34	6	18.71	7	18.92	8	19.15	9	18.77	10	18.55
	19.03 (10)		39.18 (11)		59.10 (11)		1:18.98 (13)		1:38.32 (11)		1:57.03 (13)		2:15.95 (8)		2:35.10 (8)		2:53.87 (6)		3:12.42 (7)
11	18.53	12	17.96	13	19.05	14	18.66	15	18.16	16	19.71	17	18.16	18	17.84	19	18.15	20	18.02
	3:30.95 (6)		3:48.91 (4)		4:07.96 (4)		4:26.62 (4)		4:44.78 (3)		5:04.49 (4)		5:22.65 (4)		5:40.49 (3)		5:58.64 (4)		6:16.66 (4)
21	17.78	22	18.01	23	19.24	24	19.31	25	19.56	26	19.08	27	18.80	28	18.69	29	19.19	30	18.08
	6:34.44 (3)		6:52.45 (6)		7:11.69 (5)		7:31.00 (6)		7:50.56 (5)		8:09.64 (10)		8:28.44 (5)		8:47.13 (4)		9:06.32 (4)		9:24.40 (1)
31	19.24	32	18.87	33	17.41	34	16.88	35	17.08	36	17.63	37	17.98	38	17.23	39	17.12	40	16.64
	9:43.64 (1)		10:02.51 (2)		10:19.92 (3)		10:36.80 (3)		10:53.88 (2)		11:11.51 (2)		11:29.49 (1)		11:46.72 (2)		12:03.84 (6)		12:20.48 (6)
41	16.70	42	16.59	43	16.86	44	16.49	45	16.65	46	16.44	47	15.65	48	15.51	49	15.35		
	12:37.18 (6)		12:53.77 (6)		13:10.63 (6)		13:27.12 (6)		13:43.77 (6)		14:00.21 (6)		14:15.86 (5)		14:31.37 (5)		14:46.72 (4)		

5 Laura WEIGHTMAN GBR 1 Jul 91 15:02.24

1	18.73	2	20.18	3	19.78	4	19.96	5	19.55	6	18.61	7	19.35	8	18.82	9	19.03	10	18.53
	18.73 (5)		38.91 (7)		58.69 (8)		1:18.65 (9)		1:38.20 (10)		1:56.81 (11)		2:16.16 (11)		2:34.98 (7)		2:54.01 (8)		3:12.54 (9)
11	18.73	12	17.89	13	19.20	14	18.83	15	18.77	16	18.84	17	18.54	18	17.65	19	18.18	20	17.86
	3:31.27 (10)		3:49.16 (8)		4:08.36 (7)		4:27.19 (10)		4:45.96 (12)		5:04.80 (9)		5:23.34 (10)		5:40.99 (8)		5:59.17 (9)		6:17.03 (7)
21	17.96	22	17.57	23	19.23	24	19.21	25	19.60	26	18.65	27	19.13	28	18.69	29	19.17	30	18.60
	6:34.99 (9)		6:52.56 (7)		7:11.79 (7)		7:31.00 (5)		7:50.60 (6)		8:09.25 (5)		8:28.38 (3)		8:47.07 (3)		9:06.24 (3)		9:24.84 (5)
31	18.98	32	18.97	33	17.35	34	16.98	35	17.00	36	17.59	37	17.98	38	17.21	39	16.81	40	16.62
	9:43.82 (4)		10:02.79 (5)		10:20.14 (5)		10:37.12 (5)		10:54.12 (4)		11:11.71 (4)		11:29.69 (4)		11:46.90 (5)		12:03.71 (5)		12:20.33 (5)
41	16.65	42	16.53	43	16.74	44	16.50	45	16.67	46	16.30	47	15.93	48	15.50	49	15.57		
	12:36.98 (4)		12:53.51 (4)		13:10.25 (4)		13:26.75 (3)		13:43.42 (3)		13:59.72 (4)		14:15.65 (4)		14:31.15 (3)		14:46.72 (5)		



RACE ANALYSIS
5000 Metres Women - Round 1

6 Fantu WORKU										ETH 29 Mar 99										15:02.74																			
1	18.90	2	20.13	3	19.62	4	19.69	5	19.66	6	18.61	7	19.78	8	18.79	9	18.77	10	18.56	11	18.90 (8)	12	39.03 (9)	13	58.65 (7)	14	1:18.34 (6)	15	1:38.00 (8)	16	1:56.61 (9)	17	2:16.39 (13)	18	2:35.18 (10)	19	2:53.95 (7)	20	3:12.51 (8)
11	18.68	12	17.61	13	19.15	14	18.63	15	18.30	16	19.55	17	17.75	18	17.84	19	18.12	20	17.99	21	3:31.19 (9)	22	3:48.80 (3)	23	4:07.95 (3)	24	4:26.58 (3)	25	4:44.88 (4)	26	5:04.43 (3)	27	5:22.18 (1)	28	5:40.02 (1)	29	5:58.14 (1)	30	6:16.13 (1)
21	17.87	22	18.21	23	19.30	24	19.34	25	19.55	26	18.89	27	19.35	28	18.75	29	19.29	30	18.64	31	6:34.00 (1)	32	6:52.21 (3)	33	7:11.51 (3)	34	7:30.85 (3)	35	7:50.40 (3)	36	8:09.29 (6)	37	8:28.64 (8)	38	8:47.39 (7)	39	9:06.68 (8)	40	9:25.32 (11)
31	19.26	32	18.06	33	17.48	34	16.84	35	17.21	36	17.68	37	18.01	38	17.12	39	16.64	40	16.65	41	9:44.58 (11)	42	10:02.64 (4)	43	10:20.12 (4)	44	10:36.96 (4)	45	10:54.17 (6)	46	11:11.85 (6)	47	11:29.86 (5)	48	11:46.98 (6)	49	12:03.62 (4)	50	12:20.27 (4)
41	16.73	42	16.44	43	16.88	44	16.59	45	16.73	46	16.05	47	15.75	48	15.72	49	15.46	50	15.46	51	12:37.00 (5)	52	12:53.44 (3)	53	13:10.32 (5)	54	13:26.91 (5)	55	13:43.64 (5)	56	13:59.69 (3)	57	14:15.44 (3)	58	14:31.16 (4)	59	14:46.62 (3)	60	

7 Anna Emilie MØLLER										DEN 28 Jul 97										15:11.76																			
1	19.09	2	19.54	3	19.77	4	20.07	5	19.52	6	18.68	7	19.46	8	19.14	9	19.05	10	18.49	11	19.09 (11)	12	38.63 (4)	13	58.40 (4)	14	1:18.47 (7)	15	1:37.99 (7)	16	1:56.67 (10)	17	2:16.13 (10)	18	2:35.27 (11)	19	2:54.32 (12)	20	3:12.81 (11)
11	18.70	12	17.73	13	19.43	14	18.37	15	18.31	16	19.57	17	18.60	18	17.64	19	18.27	20	17.81	21	3:31.51 (13)	22	3:49.24 (9)	23	4:08.67 (10)	24	4:27.04 (8)	25	4:45.35 (7)	26	5:04.92 (11)	27	5:23.52 (12)	28	5:41.16 (10)	29	5:59.43 (11)	30	6:17.24 (10)
21	17.87	22	17.66	23	19.29	24	19.16	25	19.62	26	18.60	27	19.27	28	19.02	29	18.83	30	18.48	31	6:35.11 (10)	32	6:52.77 (9)	33	7:12.06 (9)	34	7:31.22 (10)	35	7:50.84 (10)	36	8:09.44 (8)	37	8:28.71 (9)	38	8:47.73 (10)	39	9:06.56 (7)	40	9:25.04 (7)
31	19.36	32	18.46	33	17.53	34	16.97	35	16.99	36	17.62	37	17.89	38	17.17	39	16.94	40	16.64	41	9:44.40 (9)	42	10:02.86 (6)	43	10:20.39 (7)	44	10:37.36 (7)	45	10:54.35 (7)	46	11:11.97 (7)	47	11:29.86 (6)	48	11:47.03 (7)	49	12:03.97 (7)	50	12:20.61 (7)
41	16.77	42	16.63	43	16.81	44	16.79	45	17.03	46	17.04	47	17.19	48	17.66	49	17.93	50	17.93	51	12:37.38 (7)	52	12:54.01 (7)	53	13:10.82 (7)	54	13:27.61 (7)	55	13:44.64 (7)	56	14:01.68 (7)	57	14:18.87 (7)	58	14:36.53 (7)	59	14:54.46 (7)	60	

8 Rachel SCHNEIDER										USA 18 Jul 91										15:30.00																			
1	18.95	2	20.17	3	19.79	4	19.64	5	19.58	6	18.40	7	19.45	8	19.14	9	18.96	10	18.58	11	18.95 (9)	12	39.12 (10)	13	58.91 (10)	14	1:18.55 (8)	15	1:38.13 (9)	16	1:56.53 (8)	17	2:15.98 (9)	18	2:35.12 (9)	19	2:54.08 (9)	20	3:12.66 (10)
11	18.37	12	18.34	13	19.12	14	18.60	15	18.45	16	19.33	17	18.34	18	17.84	19	18.07	20	18.03	21	3:31.03 (7)	22	3:49.37 (11)	23	4:08.49 (9)	24	4:27.09 (9)	25	4:45.54 (9)	26	5:04.87 (10)	27	5:23.21 (8)	28	5:41.05 (9)	29	5:59.12 (8)	30	6:17.15 (9)
21	17.74	22	17.89	23	19.29	24	19.31	25	19.47	26	18.94	27	19.19	28	18.99	29	18.71	30	18.22	31	6:34.89 (8)	32	6:52.78 (10)	33	7:12.07 (10)	34	7:31.38 (11)	35	7:50.85 (11)	36	8:09.79 (12)	37	8:28.98 (11)	38	8:47.97 (12)	39	9:06.68 (10)	40	9:24.90 (6)
31	19.26	32	19.03	33	17.45	34	16.90	35	16.98	36	17.64	37	17.96	38	17.14	39	17.13	40	17.61	41	9:44.16 (7)	42	10:03.19 (9)	43	10:20.64 (9)	44	10:37.54 (8)	45	10:54.52 (8)	46	11:12.16 (8)	47	11:30.12 (8)	48	11:47.26 (8)	49	12:04.39 (8)	50	12:22.00 (8)
41	18.03	42	18.37	43	18.62	44	18.88	45	19.07	46	18.98	47	19.09	48	19.01	49	19.11	50	19.11	51	12:40.03 (8)	52	12:58.40 (8)	53	13:17.02 (8)	54	13:35.90 (8)	55	13:54.97 (8)	56	14:13.95 (8)	57	14:33.04 (8)	58	14:52.05 (8)	59	15:11.16 (8)	60	

9 Melissa DUNCAN										AUS 30 Jan 90										15:37.37																			
1	18.53	2	20.24	3	19.85	4	19.66	5	19.65	6	18.39	7	19.07	8	19.18	9	18.99	10	18.59	11	18.53 (3)	12	38.77 (5)	13	58.62 (6)	14	1:18.28 (5)	15	1:37.93 (5)	16	1:56.32 (5)	17	2:15.39 (3)	18	2:34.57 (3)	19	2:53.56 (2)	20	3:12.15 (4)
11	18.62	12	18.35	13	19.07	14	18.62	15	18.48	16	19.41	17	18.17	18	17.94	19	18.07	20	18.00	21	3:30.77 (5)	22	3:49.12 (7)	23	4:08.19 (6)	24	4:26.81 (6)	25	4:45.29 (6)	26	5:04.70 (7)	27	5:22.87 (6)	28	5:40.81 (6)	29	5:58.88 (6)	30	6:16.88 (6)
21	17.74	22	17.97	23	19.18	24	19.35	25	19.50	26	18.89	27	19.32	28	18.72	29	19.13	30	18.56	31	6:34.62 (5)	32	6:52.59 (8)	33	7:11.77 (6)	34	7:31.12 (7)	35	7:50.62 (7)	36	8:09.51 (9)	37	8:28.83 (10)	38	8:47.55 (9)	39	9:06.68 (9)	40	9:25.24 (10)
31	19.09	32	18.88	33	17.23	34	17.14	35	17.20	36	17.62	37	17.97	38	18.16	39	18.51	40	18.86	41	9:44.33 (8)	42	10:03.21 (10)	43	10:20.44 (8)	44	10:37.58 (9)	45	10:54.78 (9)	46	11:12.40 (9)	47	11:30.37 (9)	48	11:48.53 (9)	49	12:07.04 (9)	50	12:25.90 (9)
41	19.36	42	19.04	43	19.65	44	19.50	45	19.70	46	19.66	47	19.53	48	18.77	49	18.70	50	18.70	51	12:45.26 (9)	52	13:04.30 (9)	53	13:23.95 (9)	54	13:43.45 (9)	55	14:03.15 (9)	56	14:22.81 (9)	57	14:42.34 (9)	58	15:01.11 (9)	59	15:19.81 (9)	60	

10 Rachel CLIFF										CAN 1 Apr 88										15:41.27																			
1	18.77	2	20.19	3	19.91	4	19.92	5	19.55	6	18.56	7	19.27	8	19.20	9	18.79	10	18.69	11	18.77 (7)	12	38.96 (8)	13	58.87 (9)	14	1:18.79 (10)	15	1:38.34 (12)	16	1:56.90 (12)	17	2:16.17 (12)	18	2:35.37 (13)	19	2:54.16 (10)	20	3:12.85 (12)
11	18.53	12	18.25	13	19.07	14	18.61	15	18.48	16	19.21	17	18.47	18	17.92	19	18.11	20	17.94	21	3:31.38 (11)	22	3:49.63 (13)	23	4:08.70 (11)	24	4:27.31 (12)	25	4:45.79 (11)	26	5:05.00 (13)	27	5:23.47 (11)	28	5:41.39 (12)	29	5:59.50 (12)	30	6:17.44 (12)
21	18.04	22	17.72	23	19.21	24	19.16	25	19.41	26	19.01	27	19.23	28	18.84	29	18.91	30	18.46	31	6:35.48 (13)	32	6:53.20 (13)	33	7:12.41 (13)	34	7:31.57 (13)	35	7:50.98 (13)	36	8:09.99 (13)	37	8:29.22 (13)	38	8:48.06 (13)	39	9:06.97 (13)	40	9:25.43 (12)
31	19.33	32	18.76	33	18.28	34	17.64	35	18.35	36	18.59	37	18.82	38	18.79	39	18.89	40	18.45	41	9:44.76 (13)	42	10:03.52 (13)	43	10:21.80 (12)	44	10:39.44 (11)	45	10:57.79 (11)	46	11:16.38 (11)	47	11:35.20 (11)	48	11:53.99 (11)	49	12:12.88 (10)	50	12:31.33 (10)
41	19.10	42	19.26	43	19.16	44	19.04	45	19.16	46	19.16	47	18.94	48	18.80	49	19.02	50	19.02	51	12:50.43 (10)	52	13:09.69 (10)	53	13:28.85 (10)	54	13:47.89 (10)	55	14:07.05 (10)	56	14:26.21 (10)	57	14:45.15 (10)	58	15:03.95 (10)	59	15:22.97 (10)	60	



RACE ANALYSIS
5000 Metres Women - Round 1

11 Jessica JUDD GBR 7 Jan 95 15:51.48																			
1	18.48	2	19.94	3	19.74	4	19.75	5	19.52	6	18.69	7	19.06	8	19.12	9	19.05	10	18.54
	18.48 (2)		38.42 (1)		58.16 (1)		1:17.91 (1)		1:37.43 (1)		1:56.12 (3)		2:15.18 (1)		2:34.30 (1)		2:53.35 (1)		3:11.89 (1)
11	18.85	12	18.59	13	19.72	14	18.47	15	18.62	16	18.47	17	18.65	18	18.16	19	18.24	20	17.82
	3:30.74 (3)		3:49.33 (10)		4:09.05 (13)		4:27.52 (13)		4:46.14 (13)		5:04.61 (6)		5:23.26 (9)		5:41.42 (13)		5:59.66 (13)		6:17.48 (13)
21	17.93	22	17.57	23	19.25	24	18.93	25	19.55	26	18.29	27	19.17	28	18.76	29	19.17	30	18.66
	6:35.41 (12)		6:52.98 (12)		7:12.23 (11)		7:31.16 (8)		7:50.71 (8)		8:09.00 (1)		8:28.17 (2)		8:46.93 (2)		9:06.10 (2)		9:24.76 (4)
31	19.21	32	19.10	33	18.02	34	18.12	35	18.36	36	18.59	37	18.81	38	18.87	39	19.24	40	19.29
	9:43.97 (5)		10:03.07 (7)		10:21.09 (10)		10:39.21 (10)		10:57.57 (10)		11:16.16 (10)		11:34.97 (10)		11:53.84 (10)		12:13.08 (11)		12:32.37 (11)
41	19.47	42	19.70	43	20.05	44	20.05	45	20.15	46	19.93	47	20.00	48	20.16	49	20.06		
	12:51.84 (11)		13:11.54 (11)		13:31.59 (11)		13:51.64 (11)		14:11.79 (11)		14:31.72 (11)		14:51.72 (11)		15:11.88 (11)		15:31.94 (11)		

12 Valeriya ZHANDAROVA GEO 17 Mar 94 15:52.11																			
1	19.53	2	20.06	3	19.91	4	19.35	5	19.49	6	18.18	7	19.27	8	19.56	9	19.29	10	18.32
	19.53 (14)		39.59 (14)		59.50 (14)		1:18.85 (12)		1:38.34 (13)		1:56.52 (7)		2:15.79 (6)		2:35.35 (12)		2:54.64 (14)		3:12.96 (13)
11	18.45	12	18.40	13	19.45	14	18.41	15	18.80	16	18.70	17	18.81	18	18.13	19	18.33	20	18.17
	3:31.41 (12)		3:49.81 (14)		4:09.26 (14)		4:27.67 (14)		4:46.47 (14)		5:05.17 (14)		5:23.98 (14)		5:42.11 (14)		6:00.44 (14)		6:18.61 (14)
21	18.87	22	18.72	23	19.02	24	18.85	25	19.13	26	18.90	27	19.15	28	19.00	29	19.28	30	19.11
	6:37.48 (14)		6:56.20 (14)		7:15.22 (14)		7:34.07 (14)		7:53.20 (14)		8:12.10 (14)		8:31.25 (14)		8:50.25 (14)		9:09.53 (14)		9:28.64 (14)
31	19.38	32	19.36	33	19.44	34	19.11	35	19.61	36	19.66	37	19.64	38	19.49	39	19.69	40	19.54
	9:48.02 (14)		10:07.38 (14)		10:26.82 (14)		10:45.93 (14)		11:05.54 (14)		11:25.20 (14)		11:44.84 (14)		12:04.33 (14)		12:24.02 (14)		12:43.56 (14)
41	19.73	42	19.52	43	19.99	44	19.46	45	19.29	46	18.65	47	19.00	48	18.49	49	17.99		
	13:03.29 (14)		13:22.81 (13)		13:42.80 (13)		14:02.26 (13)		14:21.55 (13)		14:40.20 (13)		14:59.20 (13)		15:17.69 (13)		15:35.68 (13)		

13 Tomoka KIMURA JPN 12 Nov 94 15:53.08																			
1	19.24	2	20.07	3	19.80	4	19.68	5	19.18	6	18.20	7	19.65	8	19.01	9	18.94	10	18.50
	19.24 (13)		39.31 (13)		59.11 (12)		1:18.79 (11)		1:37.97 (6)		1:56.17 (4)		2:15.82 (7)		2:34.83 (5)		2:53.77 (4)		3:12.27 (5)
11	18.89	12	18.26	13	19.37	14	18.48	15	18.44	16	19.21	17	18.69	18	17.59	19	18.12	20	17.98
	3:31.16 (8)		3:49.42 (12)		4:08.79 (12)		4:27.27 (11)		4:45.71 (10)		5:04.92 (12)		5:23.61 (13)		5:41.20 (11)		5:59.32 (10)		6:17.30 (11)
21	17.94	22	17.72	23	19.29	24	19.17	25	19.53	26	18.78	27	19.31	28	18.71	29	19.13	30	18.59
	6:35.24 (11)		6:52.96 (11)		7:12.25 (12)		7:31.42 (12)		7:50.95 (12)		8:09.73 (11)		8:29.04 (12)		8:47.75 (11)		9:06.88 (11)		9:25.47 (13)
31	19.20	32	18.83	33	18.06	34	18.85	35	19.19	36	19.98	37	20.01	38	19.67	39	19.85	40	20.22
	9:44.67 (12)		10:03.50 (12)		10:21.56 (11)		10:40.41 (12)		10:59.60 (12)		11:19.58 (12)		11:39.59 (12)		11:59.26 (12)		12:19.11 (12)		12:39.33 (12)
41	19.41	42	19.38	43	19.61	44	19.95	45	19.62	46	19.39	47	19.47	48	19.41	49	18.70		
	12:58.74 (12)		13:18.12 (12)		13:37.73 (12)		13:57.68 (12)		14:17.30 (12)		14:36.69 (12)		14:56.16 (12)		15:15.57 (12)		15:34.27 (12)		

Tigist GASHAW BRN 25 Dec 96 DNF																			
1	18.40	2	20.20	3	19.77	4	19.78	5	19.53	6	18.18	7	19.50	8	19.17	9	19.07	10	18.54
	18.40 (1)		38.60 (2)		58.37 (3)		1:18.15 (3)		1:37.68 (3)		1:55.86 (1)		2:15.36 (2)		2:34.53 (2)		2:53.60 (3)		3:12.14 (3)
11	18.22	12	18.40	13	19.13	14	18.61	15	18.16	16	19.64	17	18.28	18	17.92	19	18.06	20	18.04
	3:30.36 (2)		3:48.76 (2)		4:07.89 (2)		4:26.50 (2)		4:44.66 (2)		5:04.30 (2)		5:22.58 (3)		5:40.50 (4)		5:58.56 (3)		6:16.60 (3)
21	17.95	22	17.86	23	19.51	24	19.27	25	19.55	26	18.47	27	19.43	28	18.89	29	19.35	30	18.33
	6:34.55 (4)		6:52.41 (5)		7:11.92 (8)		7:31.19 (9)		7:50.74 (9)		8:09.21 (4)		8:28.64 (7)		8:47.53 (8)		9:06.88 (12)		9:25.21 (9)
31	19.36	32	18.90	33	18.74	34	18.62	35	19.39	36	19.75	37	20.23	38	19.50	39	19.73	40	20.44
	9:44.57 (10)		10:03.47 (11)		10:22.21 (13)		10:40.83 (13)		11:00.22 (13)		11:19.97 (13)		11:40.20 (13)		11:59.70 (13)		12:19.43 (13)		12:39.87 (13)
41	20.58																		
	13:00.45 (13)																		



RESULTS



5000 Metres Women - Round 1

First 5 in each heat (Q) and the next 5 fastest (q) advance to the Final

RECORDS	RESULT NAME	COUNTRY	AGE	VENUE	DATE
World Record WR	14:11.15 Tirunesh DIBABA	ETH	23	Oslo (Bislett)	6 Jun 2008
Championships Record CR	14:26.83 Almaz AYANA	ETH	24	Beijing (National Stadium)	30 Aug 2015
World Leading WL	14:20.36 Hellen OBIRI	KEN	30	London (GBR)	21 Jul 2019
Area Record AR	National Record NR	Personal Best PB	Season Best SB		

Heat 1	2	2 October 2019	18:25 START TIME	26° C TEMPERATURE	59 % HUMIDITY
---------------	----------	-----------------------	-------------------------	--------------------------	----------------------

PLACE	NAME	COUNTRY	DATE OF BIRTH	ORDER	RESULT	
1	Hellen OBIRI	KEN	13 Dec 89	15	14:52.13	Q
2	Karissa SCHWEIZER	USA	4 May 96	9	14:52.41	Q PB
3	Hawi FEYSA	ETH	1 Feb 99	7	14:53.85	Q
4	Eilish MCCOLGAN	GBR	25 Nov 90	1	14:55.79	Q
5	Camille BUSCOMB	NZL	11 Jul 90	6	15:02.19	Q PB
6	Nozomi TANAKA	JPN	4 Sep 99	10	15:04.66	q PB
7	Andrea SECCAFIEN	CAN	27 Aug 90	13	15:04.67	q PB
8	Dominique SCOTT	RSA	24 Jun 92	14	15:05.01	q
9	Elinor PURRIER	USA	20 Feb 95	2	15:08.82	q
10	Sarah CHELANGAT	UGA	5 Jun 01	5	15:19.90	
11	Hanna KLEIN	GER	6 Apr 93	12	15:28.65	
12	Florencia BORELLI	ARG	30 Oct 92	4	15:56.49	
13	Cavoline NAHIMANA	BDI	14 Jan 97	8	16:25.82	
	Karoline Bjerkeli GRØVDAL	NOR	14 Jun 90	11	DNF	
	Maureen KOSTER	NED	3 Jul 92	3	DNF	

INTERMEDIATE TIMES			
100 m	17.87 Eilish MCCOLGAN	200 m	36.52 Eilish MCCOLGAN
300 m	55.29 Eilish MCCOLGAN	400 m	1:14.28 Eilish MCCOLGAN
500 m	1:32.78 Eilish MCCOLGAN	600 m	1:51.28 Eilish MCCOLGAN
700 m	2:09.73 Eilish MCCOLGAN	800 m	2:28.25 Eilish MCCOLGAN
900 m	2:46.37 Eilish MCCOLGAN	1000 m	3:04.73 Eilish MCCOLGAN
1100 m	3:22.96 Eilish MCCOLGAN	1200 m	3:41.51 Eilish MCCOLGAN
1300 m	3:59.85 Eilish MCCOLGAN	1400 m	4:18.28 Eilish MCCOLGAN
1500 m	4:36.72 Eilish MCCOLGAN	1600 m	4:55.19 Eilish MCCOLGAN
1700 m	5:13.48 Eilish MCCOLGAN	1800 m	5:31.89 Eilish MCCOLGAN
1900 m	5:50.36 Eilish MCCOLGAN	2000 m	6:08.82 Eilish MCCOLGAN
2100 m	6:26.97 Eilish MCCOLGAN	2200 m	6:45.27 Hellen OBIRI
2300 m	7:03.20 Hellen OBIRI	2400 m	7:21.59 Hellen OBIRI
2500 m	7:39.65 Hellen OBIRI	2600 m	7:57.38 Hellen OBIRI
2700 m	8:15.43 Hellen OBIRI	2800 m	8:33.54 Hellen OBIRI
2900 m	8:51.38 Hellen OBIRI	3000 m	9:09.18 Hellen OBIRI
3100 m	9:27.01 Hellen OBIRI	3200 m	9:44.91 Hellen OBIRI
3300 m	10:02.60 Hellen OBIRI	3400 m	10:20.36 Hellen OBIRI
3500 m	10:38.16 Hellen OBIRI	3600 m	10:55.77 Hellen OBIRI
3700 m	11:13.45 Hellen OBIRI	3800 m	11:31.06 Hellen OBIRI
3900 m	11:48.28 Hellen OBIRI	4000 m	12:05.58 Hellen OBIRI
4100 m	12:22.92 Hellen OBIRI	4200 m	12:40.09 Hellen OBIRI
4300 m	12:57.52 Hellen OBIRI	4400 m	13:14.82 Hellen OBIRI
4500 m	13:31.99 Hellen OBIRI	4600 m	13:49.58 Hellen OBIRI
4700 m	14:05.60 Hellen OBIRI	4800 m	14:21.45 Hellen OBIRI
4900 m	14:37.03 Hellen OBIRI		



RESULTS
5000 Metres Women - Round 1

Heat 2 **2**

2 October 2019 18:51 START TIME

26° C TEMPERATURE 59 % HUMIDITY

PLACE	NAME	COUNTRY	DATE OF BIRTH	ORDER	RESULT
1	Tsehay GEMECHU	ETH	12 Dec 98	14	15:01.57 (.562) Q
2	Konstanze KLOSTERHALFEN	GER	18 Feb 97	8	15:01.57 (.569) Q
3	Margaret Chelimo KIPKEMBOI	KEN	9 Feb 93	4	15:01.58 Q
4	Lilian Kasait RENGERUK	KEN	3 May 97	10	15:02.03 Q
5	Laura WEIGHTMAN	GBR	1 Jul 91	7	15:02.24 Q
6	Fantu WORKU	ETH	29 Mar 99	6	15:02.74 q
7	Anna Emilie MØLLER	DEN	28 Jul 97	13	15:11.76
8	Rachel SCHNEIDER	USA	18 Jul 91	12	15:30.00
9	Melissa DUNCAN	AUS	30 Jan 90	3	15:37.37
10	Rachel CLIFF	CAN	1 Apr 88	2	15:41.27
11	Jessica JUDD	GBR	7 Jan 95	5	15:51.48
12	Valeriya ZHANDAROVA	GEO	17 Mar 94	11	15:52.11
13	Tomoka KIMURA	JPN	12 Nov 94	9	15:53.08
	Tigist GASHAW	BRN	25 Dec 96	1	DNF

INTERMEDIATE TIMES

100 m	18.40 Tigist GASHAW	200 m	38.42 Jessica JUDD
300 m	58.16 Jessica JUDD	400 m	1:17.91 Jessica JUDD
500 m	1:37.43 Jessica JUDD	600 m	1:55.86 Tigist GASHAW
700 m	2:15.18 Jessica JUDD	800 m	2:34.30 Jessica JUDD
900 m	2:53.35 Jessica JUDD	1000 m	3:11.89 Jessica JUDD
1100 m	3:30.18 Tsehay GEMECHU	1200 m	3:48.58 Tsehay GEMECHU
1300 m	4:07.67 Tsehay GEMECHU	1400 m	4:26.39 Tsehay GEMECHU
1500 m	4:44.59 Tsehay GEMECHU	1600 m	5:04.27 Tsehay GEMECHU
1700 m	5:22.18 Fantu WORKU	1800 m	5:40.02 Fantu WORKU
1900 m	5:58.14 Fantu WORKU	2000 m	6:16.13 Fantu WORKU
2100 m	6:34.00 Fantu WORKU	2200 m	6:52.04 Tsehay GEMECHU
2300 m	7:11.18 Tsehay GEMECHU	2400 m	7:30.56 Tsehay GEMECHU
2500 m	7:50.15 Tsehay GEMECHU	2600 m	8:09.00 Jessica JUDD
2700 m	8:28.16 Konstanze KLOSTERHALFEN	2800 m	8:46.91 Konstanze KLOSTERHALFEN
2900 m	9:06.00 Konstanze KLOSTERHALFEN	3000 m	9:24.40 Lilian Kasait RENGERUK
3100 m	9:43.64 Lilian Kasait RENGERUK	3200 m	10:02.35 Margaret Chelimo KIPKEMBOI
3300 m	10:19.68 Margaret Chelimo KIPKEMBOI	3400 m	10:36.58 Margaret Chelimo KIPKEMBOI
3500 m	10:53.74 Margaret Chelimo KIPKEMBOI	3600 m	11:11.51 Margaret Chelimo KIPKEMBOI
3700 m	11:29.49 Lilian Kasait RENGERUK	3800 m	11:46.57 Konstanze KLOSTERHALFEN
3900 m	12:03.26 Konstanze KLOSTERHALFEN	4000 m	12:19.92 Konstanze KLOSTERHALFEN
4100 m	12:36.48 Konstanze KLOSTERHALFEN	4200 m	12:53.08 Konstanze KLOSTERHALFEN
4300 m	13:09.85 Konstanze KLOSTERHALFEN	4400 m	13:26.44 Konstanze KLOSTERHALFEN
4500 m	13:43.02 Konstanze KLOSTERHALFEN	4600 m	13:59.32 Konstanze KLOSTERHALFEN
4700 m	14:15.07 Konstanze KLOSTERHALFEN	4800 m	14:30.80 Konstanze KLOSTERHALFEN
4900 m	14:46.40 Konstanze KLOSTERHALFEN		

ALL-TIME TOP LIST

SEASON TOP LIST

RESULT	NAME	VENUE	DATE	RESULT	NAME	VENUE	2019
14:11.15	Tirunesh DIBABA (ETH)	Oslo (Bislett)	6 Jun 08	14:20.36	Hellen OBIRI (KEN)	London (GBR)	21 Jul
14:12.59	Almaz AYANA (ETH)	Roma (Stadio Olimpico)	2 Jun 16	14:20.68	Aqnes Jebet TIROP (KEN)	London (GBR)	21 Jul
14:12.88	Meseret DEFAR (ETH)	Stockholm	22 Jul 08	14:22.12	Sifan HASSAN (NED)	London (GBR)	21 Jul
14:15.41	Genzebe DIBABA (ETH)	Paris Saint-Denis (Stade de France)	4 Jul 15	14:26.76	Konstanze KLOSTERHALFEN (GER)	Berlin (GER)	3 Aug
14:18.37	Hellen OBIRI (KEN)	Roma (Stadio Olimpico)	8 Jun 17	14:29.54	Letesenbet GIDEY (ETH)	Bruxelles (BEL)	6 Sep
14:20.68	Aqnes Jebet TIROP (KEN)	London (GBR)	21 Jul 19	14:31.69	Margaret Chelimo KIPKEMBOI (KEN)	London (GBR)	21 Jul
14:20.87	Vivian Jepkemoi CHERUIYOT (KEN)	Munich (Olympiastadion)	29 Jul 11	14:36.10	Caroline Chepkoech KIPKIRUI (KEN)	London (GBR)	21 Jul
14:22.12	Sifan HASSAN (NED)	London (GBR)	21 Jul 19	14:38.76	Hawi FEYSA (ETH)	Hengelo (NED)	9 Jun
14:23.14	Letesenbet GIDEY (ETH)	Rabat (MAR)	13 Jul 18	14:40.25	Eva CHERONO (KEN)	London (GBR)	21 Jul
14:23.33	Senbere TEFERI (ETH)	Rabat (MAR)	13 Jul 18	14:44.12	Gabriela DEBUES-STAFFORD (CAN)	Bruxelles (BEL)	6 Sep



SUMMARY



400 Metres Hurdles Women - Semi-Final

First 2 in each heat (Q) and the next 2 fastest (q) advance to the Final

RECORDS	RESULT	NAME	COUNTRY	AGE	VENUE	DATE
World Record WR	52.20	Dalilah MUHAMMAD	USA	29	Des Moines, IA (USA)	28 Jul 2019
Championships Record CR	52.42	Melaine WALKER	JAM	26	Berlin (Olympiastadion)	20 Aug 2009
World Leading WL	52.20	Dalilah MUHAMMAD	USA	29	Des Moines, IA (USA)	28 Jul 2019
Area Record AR		National Record NR		Personal Best PB		Season Best SB

2 October 2019

RANK	PLACE	HEAT	LANE	BIB	NAME	COUNTRY	DATE OF BIRTH	RESULT	
1	1	3	5		Sydney MCLAUGHLIN	USA	7 Aug 99	53.81	Q
2	1	1	5		Dalilah MUHAMMAD	USA	7 Feb 90	53.91	Q
3	1	2	7		Rushell CLAYTON	JAM	18 Oct 92	54.17	Q
4	2	1	4		Sage WATSON	CAN	20 Jun 94	54.32	Q NR
5	2	2	5		Zuzana HEJNOVÁ	CZE	19 Dec 86	54.41	Q
6	3	2	8		Ashley SPENCER	USA	8 Jun 93	54.42	q
7	3	1	6		Anna RYZHYKOVA	UKR	24 Nov 89	54.45	q SB
8	2	3	6		Lea SPRUNGER	SUI	5 Mar 90	54.52	Q SB
9	4	1	7		Zurian HECHAVARRÍA	CUB	10 Aug 95	55.03 (.023)	
10	4	2	4		Amalie IUEL	NOR	17 Apr 94	55.03 (.027)	
11	3	3	7		Shiann SALMON	JAM	31 Mar 99	55.16	PB
12	5	1	3		Hanne CLAES	BEL	4 Aug 91	55.25	SB
13	5	2	6		Ayomide FOLORUNSO	ITA	17 Oct 96	55.36	
14	6	2	9		Joanna LINKIEWICZ	POL	2 May 90	55.38	SB
15	4	3	8		Yadisleidis PEDROSO	ITA	28 Jan 87	55.40	SB
16	7	2	2		Sarah CARLI	AUS	5 Sep 94	55.43	PB
17	5	3	4		Aminat JAMAL	BRN	27 Jun 97	55.54	
18	6	1	8		Vera RUDAKOVA	ANA	20 Mar 92	55.57	
19	6	3	2		Gianna WOODRUFF	PAN	18 Nov 93	55.61	SB
20	7	3	9		Jessica TURNER	GBR	8 Aug 95	55.87	
21	8	3	3		Lauren BODEN	AUS	3 Aug 88	55.94	
22	7	1	2		Femke BOL	NED	23 Feb 00	56.37	
23	8	2	3		Carolina KRAFZIK	GER	27 Mar 95	56.41	
24	8	1	9		Meghan BEESLEY	GBR	15 Nov 89	56.89	

ALL-TIME TOP LIST				SEASON TOP LIST			
RESULT	NAME	VENUE	DATE	RESULT	NAME	VENUE	2019
52.20	Dalilah MUHAMMAD (USA)	Des Moines, IA (USA)	28 Jul 19	52.20	Dalilah MUHAMMAD (USA)	Des Moines, IA (USA)	28 Jul
52.34	Yuliya PECHONKINA (RUS)	Tula (Arsenal Stadium)	8 Aug 03	52.85	Sydney MCLAUGHLIN (USA)	Zürich (SUI)	29 Aug
52.42	Melaine WALKER (JAM)	Berlin (Olympiastadion)	20 Aug 09	53.11	Ashley SPENCER (USA)	Des Moines, IA (USA)	28 Jul
52.47	Lashinda DEMUS (USA)	Daegu (DS)	1 Sep 11	53.73	Shamier LITTLE (USA)	Lausanne (Pontaise)	5 Jul
52.61	Kim BATTEN (USA)	Göteborg (Ullevi Stadium)	11 Aug 95	54.11	Zuzana HEJNOVÁ (CZE)	Lausanne (Pontaise)	5 Jul
52.62	Tonja BUFORD-BAILEY (USA)	Göteborg (Ullevi Stadium)	11 Aug 95	54.16	Rushell CLAYTON (JAM)	London (GBR)	21 Jul
52.70	Natalya ANTYUKH (RUS)	London (Olympic Stadium)	8 Aug 12	54.18	Tia-Adana BELLE (BAR)	Gainesville, FL (USA)	28 Mar
52.74	Sally GUNNELL (GBR)	tuttgart (Gottlieb-Daimler Stadion)	19 Aug 93	54.32	Sage WATSON (CAN)	Doha	2 Oct
52.75	Shamier LITTLE (USA)	Sacramento (Hornet Stadium), CA	25 Jun 17	54.45	Anna RYZHYKOVA (UKR)	Doha	2 Oct
52.75	Sydney MCLAUGHLIN (USA)	Knoxville (USA)	13 May 18	54.52	Lea SPRUNGER (SUI)	Doha	2 Oct

RESULTS



400 Metres Hurdles Women - Semi-Final

First 2 in each heat (Q) and the next 2 fastest (q) advance to the Final

RECORDS	RESULT NAME	COUNTRY	AGE	VENUE	DATE
World Record WR	52.20 Dalilah MUHAMMAD	USA	29	Des Moines, IA (USA)	28 Jul 2019
Championships Record CR	52.42 Melaine WALKER	JAM	26	Berlin (Olympiastadion)	20 Aug 2009
World Leading WL	52.20 Dalilah MUHAMMAD	USA	29	Des Moines, IA (USA)	28 Jul 2019
Area Record AR	National Record NR	Personal Best PB	Season Best SB		

Heat 1 **3** 2 October 2019 21:05 START TIME 26° C TEMPERATURE 59% HUMIDITY

PLACE	NAME	COUNTRY	DATE OF BIRTH	LANE	RESULT	REACTION	Fn
1	Dalilah MUHAMMAD	USA	7 Feb 90	5	53.91	Q	0.167
2	Sage WATSON	CAN	20 Jun 94	4	54.32	Q NR	0.183
3	Anna RYZHYKOVA	UKR	24 Nov 89	6	54.45	q SB	0.171
4	Zurian HECHAVARRÍA	CUB	10 Aug 95	7	55.03 (.023)		0.216
5	Hanne CLAES	BEL	4 Aug 91	3	55.25	SB	0.159
6	Vera RUDAKOVA	ANA	20 Mar 92	8	55.57		0.246
7	Femke BOL	NED	23 Feb 00	2	56.37		0.219
8	Meghan BEESLEY	GBR	15 Nov 89	9	56.89		0.173

Heat 2 **3** 2 October 2019 21:15 START TIME 26° C TEMPERATURE 59% HUMIDITY

PLACE	NAME	COUNTRY	DATE OF BIRTH	LANE	RESULT	REACTION	Fn
1	Rushell CLAYTON	JAM	18 Oct 92	7	54.17	Q	0.148
2	Zuzana HEJNOVÁ	CZE	19 Dec 86	5	54.41	Q	0.162
3	Ashley SPENCER	USA	8 Jun 93	8	54.42	q	0.171
4	Amalie IUEL	NOR	17 Apr 94	4	55.03 (.027)		0.151
5	Ayomide FOLORUNSO	ITA	17 Oct 96	6	55.36		0.198
6	Joanna LINKIEWICZ	POL	2 May 90	9	55.38	SB	0.166
7	Sarah CARLI	AUS	5 Sep 94	2	55.43	PB	0.167
8	Carolina KRAFZIK	GER	27 Mar 95	3	56.41		0.191

Heat 3 **3** 2 October 2019 21:25 START TIME 26° C TEMPERATURE 59% HUMIDITY

PLACE	NAME	COUNTRY	DATE OF BIRTH	LANE	RESULT	REACTION	Fn
1	Sydney MCLAUGHLIN	USA	7 Aug 99	5	53.81	Q	0.170
2	Lea SPRUNGER	SUI	5 Mar 90	6	54.52	Q SB	0.191
3	Shiann SALMON	JAM	31 Mar 99	7	55.16	PB	0.186
4	Yadisleidis PEDROSO	ITA	28 Jan 87	8	55.40	SB	0.208
5	Aminat JAMAL	BRN	27 Jun 97	4	55.54		0.210
6	Gianna WOODRUFF	PAN	18 Nov 93	2	55.61	SB	0.223
7	Jessica TURNER	GBR	8 Aug 95	9	55.87		0.189
8	Lauren BODEN	AUS	3 Aug 88	3	55.94		0.173

ALL-TIME TOP LIST				SEASON TOP LIST			
RESULT	NAME	VENUE	DATE	RESULT	NAME	VENUE	2019
52.20	Dalilah MUHAMMAD (USA)	Des Moines, IA (USA)	28 Jul 19	52.20	Dalilah MUHAMMAD (USA)	Des Moines, IA (USA)	28 Jul
52.34	Yuliya PECHONKINA (RUS)	Tula (Arsenal Stadium)	8 Aug 03	52.85	Sydney MCLAUGHLIN (USA)	Zürich (SUI)	29 Aug
52.42	Melaine WALKER (JAM)	Berlin (Olympiastadion)	20 Aug 09	53.11	Ashley SPENCER (USA)	Des Moines, IA (USA)	28 Jul
52.47	Lashinda DEMUS (USA)	Daegu (DS)	1 Sep 11	53.73	Shamier LITTLE (USA)	Lausanne (Pontaise)	5 Jul
52.61	Kim BATTEN (USA)	Göteborg (Ullevi Stadium)	11 Aug 95	54.11	Zuzana HEJNOVÁ (CZE)	Lausanne (Pontaise)	5 Jul
52.62	Tonja BUFORD-BAILEY (USA)	Göteborg (Ullevi Stadium)	11 Aug 95	54.16	Rushell CLAYTON (JAM)	London (GBR)	21 Jul
52.70	Natalya ANTYUKH (RUS)	London (Olympic Stadium)	8 Aug 12	54.18	Tia-Adana BELLE (BAR)	Gainesville, FL (USA)	28 Mar
52.74	Sally GUNNELL (GBR)	tuttgart (Gottlieb-Daimler Stadion)	19 Aug 93	54.32	Saqe WATSON (CAN)	Doha	2 Oct
52.75	Shamier LITTLE (USA)	Sacramento (Hornet Stadium), CA	25 Jun 17	54.45	Anna RYZHYKOVA (UKR)	Doha	2 Oct
52.75	Sydney MCLAUGHLIN (USA)	Knoxville (USA)	13 May 18	54.52	Lea SPRUNGER (SUI)	Doha	2 Oct



SUMMARY



Shot Put Women - Qualification

With qualifying standard of 18.40 (Q) or at least the 12 best performers (q) advance to the Final

RECORDS	RESULT	NAME	COUNTRY	AGE	VENUE	DATE
World Record WR	22.63	Natalya LISOVSKAYA	URS	25	Moskva (Lenin Stadium)	7 Jun 1987
Championships Record CR	21.24	Natalya LISOVSKAYA	URS	25	Roma (Stadio Olimpico)	5 Sep 1987
Championships Record CR	21.24	Valerie ADAMS	NZL	27	Daegu (DS)	29 Aug 2011
World Leading WL	20.31	Lijiao GONG	CHN	30	Zürich (SUI)	29 Aug 2019
Area Record AR		National Record NR		Personal Best PB		Season Best SB

2 October 2019

RANK	PLACE	GROUP	BIB	NAME	COUNTRY	DATE of BIRTH	RESULT	
1	1	A		Danniel THOMAS-DODD	JAM	11 Nov 92	19.32	Q
2	1	B		Maggie EWEN	USA	23 Sep 94	19.21	Q
3	2	B		Lijiao GONG	CHN	24 Jan 89	18.96	Q
4	2	A		Michelle CARTER	USA	12 Oct 85	18.85	Q SB
5	3	B		Dimitriana SURDU	MDA	12 Apr 94	18.71	Q SB
6	3	A		Sophie MCKINNA	GBR	31 Aug 94	18.61	Q PB
7	4	B		Christina SCHWANITZ	GER	24 Dec 85	18.52	Q
8	4	A		Aliona DUBITSKAYA	BLR	25 Jan 90	18.51	Q
9	5	B		Anita MÁRTON	HUN	15 Jan 89	18.44	Q
10	5	A		Chase EALEY	USA	20 Jul 94	18.35	q
11	6	A		Brittany CREW	CAN	6 Mar 94	18.30	q
12	7	A		Paulina GUBA	POL	14 May 91	18.04	q
13	8	A		Sara GAMBETTA	GER	18 Feb 93	18.01	
14	6	B		Fanny ROOS	SWE	2 Jan 95	18.01	
15	7	B		Klaudia KARDASZ	POL	2 May 96	17.79	
16	8	B		Emel DERELI	TUR	25 Feb 96	17.71	
17	9	A		Linru ZHANG	CHN	23 Sep 99	17.65	
18	9	B		Alena PASECHNIK	BLR	17 Apr 95	17.55	
19	10	A		Portious WARREN	TTO	2 Mar 96	17.46	
20	10	B		Alina KENZEL	GER	10 Aug 97	17.46	
21	11	A		Geisa ARCANJO	BRA	19 Sep 91	17.45	
22	11	B		Noora Salem JASIM	BRN	27 Nov 96	17.36	
23	12	A		Jiayuan SONG	CHN	15 Sep 97	17.24	
24	12	B		Sarah MITTON	CAN	20 Jun 96	17.24	
25	13	B		Madison-Lee WESCHE	NZL	13 Jun 99	17.22	
26	13	A		Oyesade OLATOYE	NGR	25 Jan 97	16.97	
27	14	A		Ahymará ESPINOZA	VEN	28 May 85	16.89	

ALL-TIME TOP LIST				SEASON TOP LIST			
RESULT	NAME	VENUE	DATE	RESULT	NAME	VENUE	2019
22.63	Natalya LISOVSKAYA (URS)	Moskva (Lenin Stadium)	7 Jun 87	20.31	Lijiao GONG (CHN)	Zürich (SUI)	29 Aug
22.45	Ilona SLUPIANEK (GDR)	Potsdam	11 May 80	19.68	Chase EALEY (USA)	Zürich (SUI)	29 Aug
22.32	Helena FIBINGEROVÁ (TCH)	Nitra	20 Aug 77	19.55	Danniel THOMAS-DODD (JAM)	Lima (PER)	9 Aug
22.19	Claudia LOSCH (FRG)	Hainfeld	23 Aug 87	19.47	Maqqie EWEN (USA)	Dinamo National Olympic Stadium, Minsk (10 Sep
21.89	Ivanka KHRISTOVA (BUL)	Belmeken	4 Jul 76	19.37	Christina SCHWANITZ (GER)	Zürich (SUI)	29 Aug
21.86	Marianne ADAM (GDR)	Leipzig	23 Jun 79	19.28	Brittany CREW (CAN)	Olympiastadion, Berlin (GER)	1 Sep
21.76	Meisu LI (CHN)	Shijiazhuang	23 Apr 88	19.21	Aliona DUBITSKAYA (BLR)	Zürich (SUI)	29 Aug
21.73	Natalya AKHRIMENKO (URS)	Leselidze	21 May 88	19.06	Fanny ROOS (SWE)	Dinamo National Olympic Stadium, Minsk (10 Sep
21.69	Vita PAVLYSH (UKR)	Budapest	20 Aug 98	19.01	Jessica RAMSEY (USA)	Lima (PER)	9 Aug
21.66	Xinmei SUI (CHN)	Beijing	9 Jun 90	18.95	Anita MÁRTON (HUN)	Dinamo National Olympic Stadium, Minsk (10 Sep

RESULTS



Shot Put Women - Qualification

With qualifying standard of 18.40 (Q) or at least the 12 best performers (q) advance to the Final

RECORDS	RESULT NAME	COUNTRY	AGE	VENUE	DATE
World Record WR	22.63 Natalya LISOVSKAYA	URS	25	Moskva (Lenin Stadium)	7 Jun 1987
Championships Record CR	21.24 Natalya LISOVSKAYA	URS	25	Roma (Stadio Olimpico)	5 Sep 1987
Championships Record CR	21.24 Valerie ADAMS	NZL	27	Daegu (DS)	29 Aug 2011
World Leading WL	20.31 Lijiao GONG	CHN	30	Zürich (SUI)	29 Aug 2019

Area Record AR	National Record NR	Personal Best PB	Season Best SB
Group A		25° C	53 %
2 October 2019 16:47 START TIME		TEMPERATURE	HUMIDITY
17:27 END TIME		26° C	59 %

PLACE	NAME	COUNTRY	DATE of BIRTH	ORDER	RESULT	1	2	3
1	Daniel THOMAS-DODD	JAM	11 Nov 92	6	19.32 Q	17.60	18.06	19.32
2	Michelle CARTER	USA	12 Oct 85	2	18.85 Q SB	18.85		
3	Sophie MCKINNA	GBR	31 Aug 94	3	18.61 Q PB	17.74	18.05	18.61
4	Aliona DUBITSKAYA	BLR	25 Jan 90	14	18.51 Q	18.51		
5	Chase EALEY	USA	20 Jul 94	8	18.35 q	17.90	X	18.35
6	Brittany CREW	CAN	6 Mar 94	13	18.30 q	17.35	18.30	18.24
7	Paulina GUBA	POL	14 May 91	9	18.04 q	17.36	18.04	X
8	Sara GAMBETTA	GER	18 Feb 93	1	18.01	17.59	18.01	17.41
9	Linru ZHANG	CHN	23 Sep 99	11	17.65	X	17.06	17.65
10	Portious WARREN	TTO	2 Mar 96	5	17.46	17.43	17.46	X
11	Geisa ARCANJO	BRA	19 Sep 91	10	17.45	17.30	X	17.45
12	Jiayuan SONG	CHN	15 Sep 97	4	17.24	15.14	17.10	17.24
13	Oyesade OLATOYE	NGR	25 Jan 97	12	16.97	16.97	X	X
14	Ahymará ESPINOZA	VEN	28 May 85	7	16.89	X	16.89	X

Area Record AR	National Record NR	Personal Best PB	Season Best SB
Group B		25° C	53 %
2 October 2019 16:47 START TIME		TEMPERATURE	HUMIDITY
17:17 END TIME		26° C	59 %

PLACE	NAME	COUNTRY	DATE of BIRTH	ORDER	RESULT	1	2	3
1	Maggie EWEN	USA	23 Sep 94	13	19.21 Q	19.21		
2	Lijiao GONG	CHN	24 Jan 89	11	18.96 Q	18.96		
3	Dimitriana SURDU	MDA	12 Apr 94	2	18.71 Q SB	18.71		
4	Christina SCHWANITZ	GER	24 Dec 85	6	18.52 Q	18.52		
5	Anita MÁRTON	HUN	15 Jan 89	1	18.44 Q	18.29	18.44	
6	Fanny ROOS	SWE	2 Jan 95	9	18.01	X	18.01	17.39
7	Klaudia KARDASZ	POL	2 May 96	10	17.79	X	16.86	17.79
8	Emel DERELI	TUR	25 Feb 96	12	17.71	16.51	X	17.71
9	Alena PASECHNIK	BLR	17 Apr 95	4	17.55	17.55	X	17.42
10	Alina KENZEL	GER	10 Aug 97	3	17.46	16.58	17.46	17.42
11	Noora Salem JASIM	BRN	27 Nov 96	5	17.36	17.36	X	16.83
12	Sarah MITTON	CAN	20 Jun 96	7	17.24	16.27	X	17.24
13	Madison-Lee WESCHE	NZL	13 Jun 99	8	17.22	16.55	17.22	X

ALL-TIME TOP LIST				SEASON TOP LIST			
RESULT	NAME	VENUE	DATE	RESULT	NAME	VENUE	2019
22.63	Natalya LISOVSKAYA (URS)	Moskva (Lenin Stadium)	7 Jun 87	20.31	Lijiao GONG (CHN)	Zürich (SUI)	29 Aug
22.45	Itona SLUPIANEK (GDR)	Potsdam	11 May 80	19.68	Chase EALEY (USA)	Zürich (SUI)	29 Aug
22.32	Helena FIBINGEROVÁ (TCH)	Nitra	20 Aug 77	19.55	Daniel THOMAS-DODD (JAM)	Lima (PER)	9 Aug
22.19	Claudia LOSCH (FRG)	Hainfeld	23 Aug 87	19.47	Maqqie EWEN (USA)	Dinamo National Olympic Stadium, Minsk (10 Sep
21.89	Ivanka KHRISTOVA (BUL)	Belmeken	4 Jul 76	19.37	Christina SCHWANITZ (GER)	Zürich (SUI)	29 Aug
21.86	Marianne ADAM (GDR)	Leipzig	23 Jun 79	19.28	Brittany CREW (CAN)	Olympiastadion, Berlin (GER)	1 Sep
21.76	Meisu LI (CHN)	Shijiazhuang	23 Apr 88	19.21	Aliona DUBITSKAYA (BLR)	Zürich (SUI)	29 Aug
21.73	Natalya AKHRIMENKO (URS)	Leselidze	21 May 88	19.06	Fanny ROOS (SWE)	Dinamo National Olympic Stadium, Minsk (10 Sep
21.69	Vita PAVLYSH (UKR)	Budapest	20 Aug 98	19.01	Jessica RAMSEY (USA)	Lima (PER)	9 Aug
21.66	Xinmei SUI (CHN)	Beijing	9 Jun 90	18.95	Anita MÁRTON (HUN)	Dinamo National Olympic Stadium, Minsk (10 Sep

SUMMARY



Discus Throw Women - Qualification

With qualifying standard of 63.00 (Q) or at least the 12 best performers (q) advance to the Final

RECORDS	RESULT	NAME	COUNTRY	AGE	VENUE	DATE
World Record WR	76.80	Gabriele REINSCH	GDR	25	Neubrandenburg (Jahn Sportpark)	9 Jul 1988
Championships Record CR	71.62	Martina HELLMANN	GDR	27	Roma (Stadio Olimpico)	31 Aug 1987
World Leading WL	69.39	Yaimé PÉREZ	CUB	28	Sotteville (FRA)	16 Jul 2019
Area Record AR		National Record NR		Personal Best PB		Season Best SB

2 October 2019

RANK	PLACE	GROUP	BIB	NAME	COUNTRY	DATE of BIRTH	RESULT	
1	1	A		Yaimé PÉREZ	CUB	29 May 91	67.78	Q
2	1	B		Denia CABALLERO	CUB	13 Jan 90	65.86	Q
3	2	B		Sandra PERKOVIĆ	CRO	21 Jun 90	65.20	Q
4	2	A		Méline ROBERT-MICHON	FRA	18 Jul 79	64.02	Q SB
5	3	B		Laulauga TAUSAGA	USA	22 May 98	63.94	Q PB
6	3	A		Kristin PUDENZ	GER	9 Feb 93	63.35	Q
7	4	A		Yang CHEN	CHN	10 Jul 91	63.10	Q
8	4	B		Nadine MÜLLER	GER	21 Nov 85	62.93	q
9	5	B		Bin FENG	CHN	3 Apr 94	62.51	q
10	6	B		Fernanda MARTINS	BRA	26 Jul 88	62.33	q
11	5	A		Claudine VITA	GER	19 Sep 96	62.31	q
12	6	A		Valarie ALLMAN	USA	23 Feb 95	62.25	q
13	7	B		Chioma ONYEKWERE	NGR	28 Jun 94	61.38	PB
14	7	A		Kelsey CARD	USA	20 Aug 92	61.32	
15	8	A		Chrysoula ANAGNOSTOPOULOU	GRE	27 Aug 91	59.91	SB
16	9	A		Shanice LOVE	JAM	9 Jun 97	59.50	
17	8	B		Eliška STAŇKOVÁ	CZE	11 Nov 84	58.98	SB
18	9	B		Jorinde VAN KLINKEN	NED	2 Feb 00	58.58	
19	10	B		Shadae LAWRENCE	JAM	31 Dec 95	58.51	
20	11	B		Daisy OSAKUE	ITA	16 Jan 96	57.55	
21	10	A		Dragana TOMAŠEVIĆ	SRB	4 Jun 82	57.13	
22	12	B		Daria ZABAWSKA	POL	16 Apr 95	57.05	
23	13	B		Irina RODRIGUES	POR	5 Feb 91	56.21	
24	14	B		Vanessa KAMGA	SWE	19 Nov 98	55.87	
25	11	A		Nataliya SEMENOVA	UKR	7 Jul 82	54.68	
26	12	A		Liliana CÁ	POR	5 Nov 86	54.31	
27	13	A		Melany del Pilar MATHEUS	CUB	19 Jan 01	52.52	
28	14	A		Alexandra EMILIANOV	MDA	19 Sep 99	52.05	
29	15	B		Nanaka KORI	JPN	2 May 97	48.82	
		A		Marija TOLJ	CRO	29 Nov 99	NM	

ALL-TIME TOP LIST				SEASON TOP LIST			
RESULT	NAME	VENUE	DATE	RESULT	NAME	VENUE	2019
76.80	Gabriele REINSCH (GDR)	ubrandenburg (Jahn Sportpark)	9 Jul 88	69.39	Yaimé PÉREZ (CUB)	Sotteville (FRA)	16 Jul
74.56	Zdenka ŠILHAVÁ (TCH)	Nitra	26 Aug 84	69.20	Denia CABALLERO (CUB)	Huelva (ESP)	20 Jun
74.56	Ilke WYLUDDA (GDR)	Neubrandenburg (Jahn Sportpark)	23 Jul 89	68.58	Sandra PERKOVIĆ (CRO)	Varazdin (CRO)	10 Aug
74.08	Diana SACHSE-GANSKY (GDR)	Karl-Marx-Stadt	20 Jun 87	67.15	Valarie ALLMAN (USA)	Chula Vista, CA (USA)	11 Apr
73.36	Irina MESZYNSKI (GDR)	Praha (Stadion Rošický)	17 Aug 84	66.64	Claudine VITA (GER)	Neubrandenburg (GER)	1 May
73.28	Galina SAVINKOVA (URS)	Donetsk	8 Sep 84	65.98	Andressa DE MORAIS (BRA)	Lima (PER)	6 Aug
73.22	Tsvetanka KHRISTOVA (BUL)	Kazanlak	19 Apr 87	65.45	Bin FENG (CHN)	Brest (BLR)	27 Apr
73.10	Gisela BEYER (GDR)	Berlin	20 Jul 84	65.05	Shadae LAWRENCE (JAM)	Clovis, CA (USA)	11 May
72.92	Martina HELLMANN (GDR)	Potsdam	20 Aug 87	64.88	Yang CHEN (CHN)	Wuhan (CHN)	17 Sep
72.14	Galina MURASHOVA (URS)	Praha (TCH)	17 Aug 84	64.52	Nadine MÜLLER (GER)	Halle (GER)	1 Jun

RESULTS



Discus Throw Women - Qualification

With qualifying standard of 63.00 (Q) or at least the 12 best performers (q) advance to the Final

RECORDS	RESULT NAME	COUNTRY	AGE	VENUE	DATE
World Record WR	76.80 Gabriele REINSCH	GDR	25	Neubrandenburg (Jahn Sportpark)	9 Jul 1988
Championships Record CR	71.62 Martina HELLMANN	GDR	27	Roma (Stadio Olimpico)	31 Aug 1987
World Leading WL	69.39 Yaimé PÉREZ	CUB	28	Sotheville (FRA)	16 Jul 2019
Area Record AR	National Record NR	Personal Best PB	Season Best SB		

Group A

2 October 2019 17:59 START TIME 26° C 59%
TEMPERATURE HUMIDITY
18:36 END TIME 26° C 59%

PLACE	NAME	COUNTRY	DATE of BIRTH	ORDER	RESULT	1	2	3
1	Yaimé PÉREZ	CUB	29 May 91	10	67.78 Q	67.78		
2	Mélina ROBERT-MICHON	FRA	18 Jul 79	1	64.02 Q SB	64.02		
3	Kristin PUDENZ	GER	9 Feb 93	3	63.35 Q	63.35		
4	Yang CHEN	CHN	10 Jul 91	6	63.10 Q	62.09	62.83	63.10
5	Claudine VITA	GER	19 Sep 96	9	62.31 q	61.24	62.31	62.09
6	Valarie ALLMAN	USA	23 Feb 95	14	62.25 q	57.99	X	62.25
7	Kelsey CARD	USA	20 Aug 92	7	61.32	60.15	61.32	59.39
8	Chrysoula ANAGNOSTOPOULO	GRE	27 Aug 91	13	59.91 SB	56.43	58.33	59.91
9	Shanice LOVE	JAM	9 Jun 97	12	59.50	X	56.65	59.50
10	Dragana TOMAŠEVIĆ	SRB	4 Jun 82	5	57.13	X	57.13	56.93
11	Nataliya SEMENOVA	UKR	7 Jul 82	8	54.68	X	54.68	54.57
12	Liliana CÁ	POR	5 Nov 86	4	54.31	52.89	51.36	54.31
13	Melany del Pilar MATHEUS	CUB	19 Jan 01	2	52.52	52.52	X	51.64
14	Alexandra EMILIANOV	MDA	19 Sep 99	15	52.05	X	52.05	50.86
	Marija TOLJ	CRO	29 Nov 99	11	NM	X	X	X

Group B

2 October 2019 19:24 START TIME 26° C 59%
TEMPERATURE HUMIDITY
20:01 END TIME 26° C 59%

PLACE	NAME	COUNTRY	DATE of BIRTH	ORDER	RESULT	1	2	3
1	Denia CABALLERO	CUB	13 Jan 90	2	65.86 Q	X	65.86	
2	Sandra PERKOVIĆ	CRO	21 Jun 90	5	65.20 Q	65.20		
3	Laulauga TAUSAGA	USA	22 May 98	11	63.94 Q PB	61.33	63.94	
4	Nadine MÜLLER	GER	21 Nov 85	10	62.93 q	61.06	62.33	62.93
5	Bin FENG	CHN	3 Apr 94	1	62.51 q	60.22	62.51	62.09
6	Fernanda MARTINS	BRA	26 Jul 88	12	62.33 q	X	62.33	60.53
7	Chioma ONYEKWERE	NGR	28 Jun 94	13	61.38 PB	61.38	X	X
8	Eliška STAŇKOVÁ	CZE	11 Nov 84	15	58.98 SB	58.64	57.41	58.98
9	Jorinde VAN KLINKEN	NED	2 Feb 00	8	58.58	X	58.58	X
10	Shadae LAWRENCE	JAM	31 Dec 95	7	58.51	57.55	58.51	X
11	Daisy OSAKUE	ITA	16 Jan 96	6	57.55	57.55	X	X
12	Daria ZABAWSKA	POL	16 Apr 95	9	57.05	X	57.05	X
13	Irina RODRIGUES	POR	5 Feb 91	3	56.21	X	56.21	X
14	Vanessa KAMGA	SWE	19 Nov 98	14	55.87	53.58	55.87	X
15	Nanaka KORI	JPN	2 May 97	4	48.82	46.03	48.82	48.01

ALL-TIME TOP LIST

RESULT	NAME	VENUE	DATE
76.80	Gabriele REINSCH (GDR)	ubrandenburg (Jahn Sportpark)	9 Jul 88
74.56	Zdenka ŠILHAVÁ (TCH)	Nitra	26 Aug 84
74.56	Ilke WYLUDDA (GDR)	Neubrandenburg (Jahn Sportpark)	23 Jul 89
74.08	Diana SACHSE-GANSKY (GDR)	Karl-Marx-Stadt	20 Jun 87
73.36	Irina MESZYNSKI (GDR)	Praha (Stadion Rožický)	17 Aug 84
73.28	Galina SAVINKOVA (URS)	Donetsk	8 Sep 84
73.22	Tsvetanka KHRISTOVA (BUL)	Kazanlak	19 Apr 87
73.10	Gisela BEYER (GDR)	Berlin	20 Jul 84
72.92	Martina HELLMANN (GDR)	Potsdam	20 Aug 87
72.14	Galina MURASHOVA (URS)	Praha (TCH)	17 Aug 84

SEASON TOP LIST

RESULT	NAME	VENUE	2019
69.39	Yaimé PÉREZ (CUB)	Sotheville (FRA)	16 Jul
69.20	Denia CABALLERO (CUB)	Huelva (ESP)	20 Jun
68.58	Sandra PERKOVIĆ (CRO)	Varazdin (CRO)	10 Aug
67.15	Valarie ALLMAN (USA)	Chula Vista, CA (USA)	11 Apr
66.64	Claudine VITA (GER)	Neubrandenburg (GER)	1 May
65.98	Andressa DE MORAIS (BRA)	Lima (PER)	6 Aug
65.45	Bin FENG (CHN)	Brest (BLR)	27 Apr
65.05	Shadae LAWRENCE (JAM)	Clovis, CA (USA)	11 May
64.88	Yang CHEN (CHN)	Wuhan (CHN)	17 Sep
64.52	Nadine MÜLLER (GER)	Halle (GER)	1 Jun

SUMMARY



100 Metres Hurdles Women - Heptathlon

RECORDS	RESULT	NAME	COUNTRY	AGE	VENUE	DATE
World Heptathlon Best	WHB	12.54	Jessica ENNIS-HILL	GBR	26	London (Olympic Stadium) 3 Aug 2012
Champ. Heptathlon Best	CHB	12.58	Kendell WILLIAMS	USA	24	Doha 2 Oct 2019
Area Record	AR		National Record	NR	Personal Best	PB
					Season Best	SB

2 October 2019

RANK	PLACE	HEAT	LANE	BIB	NAME	COUNTRY	DATE of BIRTH	RESULT	WIND	POINTS	TOTAL
1	1	3	7		Kendell WILLIAMS	USA	14 Jun 95	12.58	CHB +0.4	1189	1189
2	2	3	5		Solène NDAMA	FRA	23 Sep 98	12.90	+0.4	1140	1140
3	3	3	3		Erica BOUGARD	USA	26 Jul 93	13.01	+0.4	1123	1123
4	4	3	6		Marthe KOALA	BUR	8 Mar 94	13.05	NR +0.4	1117	1117
5	1	2	6		Katarina JOHNSON-THOMPSON	GBR	9 Jan 93	13.09	PB +0.6	1111	1111
6	5	3	8		Chari HAWKINS	USA	21 May 91	13.23	+0.4	1090	1090
7	2	2	5		Verena PREINER	AUT	1 Feb 95	13.25	PB +0.6	1087	1087
8	3	2	8		Annie KUNZ	USA	16 Feb 93	13.27	PB +0.6	1084	1084
9	6	3	4		Maria HUNTINGTON	FIN	13 Mar 97	13.32	+0.4	1077	1077
10	4	2	7		Nafissatou THIAM	BEL	19 Aug 94	13.36	SB +0.6	1071	1071
11	7	3	2		Odile AHOUANWANOU	BEN	5 Jan 91	13.45	+0.4	1058	1058
12	1	1	5		Kateřina CACHOVÁ	CZE	26 Feb 90	13.47	SB +0.5	1055	1055
13	2	1	3		Anouk VETTER	NED	4 Feb 93	13.55	SB +0.5	1043	1043
14	5	2	2		Noor VIDTS	BEL	30 May 96	13.58	+0.6	1039	1039
15	6	2	4		Nadine BROERSEN	NED	29 Apr 90	13.61	+0.6	1034	1034
16	3	1	7		Emma OOSTERWEGEL	NED	29 Jun 98	13.65	+0.5	1028	1028
17	4	1	6		Géraldine RUCKSTUHL	SUI	24 Feb 98	13.84	+0.5	1001	1001
18	5	1	4		Hanne MAUDENS	BEL	12 Mar 97	13.90	PB +0.5	993	993
19	6	1	8		Ekaterina VORONINA	UZB	16 Feb 92	14.64	+0.5	890	890
		2	3		Ivona DADIC	AUT	29 Dec 93	DQ	168.7(b) +0.6	0	0

NOTE IAAF Rule 168.7(b) - Deliberately knocking down a hurdle

RESULTS



100 Metres Hurdles Women - Heptathlon

RECORDS	RESULT NAME	COUNTRY	AGE	VENUE	DATE
World Heptathlon Best WHB	12.54 Jessica ENNIS-HILL	GBR	26	London (Olympic Stadium)	3 Aug 2012
Champ. Heptathlon Best CHB	12.58 Kendell WILLIAMS	USA	24	Doha	2 Oct 2019
Area Record AR	National Record NR	Personal Best PB	Season Best SB		

Heat 1 **3** 2 October 2019 17:05 START TIME 26° C TEMPERATURE 59 % HUMIDITY +0.5m/s WIND

PLACE	NAME	COUNTRY	DATE OF BIRTH	LANE	RESULT	REACTION	Fr	POINTS	TOTAL
1	Kateřina CACHOVÁ	CZE	26 Feb 90	5	13.47	SB	0.143	1055	1055
2	Anouk VETTER	NED	4 Feb 93	3	13.55	SB	0.120	1043	1043
3	Emma OOSTERWEGEL	NED	29 Jun 98	7	13.65		0.175	1028	1028
4	Géraldine RUCKSTUHL	SUI	24 Feb 98	6	13.84		0.134	1001	1001
5	Hanne MAUDENS	BEL	12 Mar 97	4	13.90	PB	0.162	993	993
6	Ekaterina VORONINA	UZB	16 Feb 92	8	14.64		0.199	890	890

Heat 2 **3** 2 October 2019 17:13 START TIME 26° C TEMPERATURE 59 % HUMIDITY +0.6m/s WIND

PLACE	NAME	COUNTRY	DATE OF BIRTH	LANE	RESULT	REACTION	Fr	POINTS	TOTAL
1	Katarina JOHNSON-THOMPSON	GBR	9 Jan 93	6	13.09	PB	0.163	1111	1111
2	Verena PREINER	AUT	1 Feb 95	5	13.25	PB	0.130	1087	1087
3	Annie KUNZ	USA	16 Feb 93	8	13.27	PB	0.154	1084	1084
4	Nafissatou THIAM	BEL	19 Aug 94	7	13.36	SB	0.162	1071	1071
5	Noor VIDTS	BEL	30 May 96	2	13.58		0.143	1039	1039
6	Nadine BROERSEN	NED	29 Apr 90	4	13.61		0.153	1034	1034
	Ivona DADIC	AUT	29 Dec 93	3	DQ 168.7(b)		0.174	0	0

NOTE IAAF Rule 168.7(b) - Deliberately knocking down a hurdle

Heat 3 **3** 2 October 2019 17:21 START TIME 26° C TEMPERATURE 59 % HUMIDITY +0.4m/s WIND

PLACE	NAME	COUNTRY	DATE OF BIRTH	LANE	RESULT	REACTION	Fr	POINTS	TOTAL
1	Kendell WILLIAMS	USA	14 Jun 95	7	12.58	CHB	0.146	1189	1189
2	Solène NDAMA	FRA	23 Sep 98	5	12.90		0.147	1140	1140
3	Erica BOUGARD	USA	26 Jul 93	3	13.01		0.202	1123	1123
4	Marthe KOALA	BUR	8 Mar 94	6	13.05	NR	0.148	1117	1117
5	Chari HAWKINS	USA	21 May 91	8	13.23		0.198	1090	1090
6	Maria HUNTINGTON	FIN	13 Mar 97	4	13.32		0.225	1077	1077
7	Odile AHOUANWANOU	BEN	5 Jan 91	2	13.45		0.205	1058	1058

HEPTATHLON SUMMARY AFTER 1 EVENT

RECORDS	RESULT	NAME	COUNTRY	AGE	VENUE	DATE
World Record WR	7291	Jackie JOYNER-KERSEE	USA	26	Seoul (Olympic Stadium)	24 Sep 1988
Championships Record CR	7128	Jackie JOYNER-KERSEE	USA	25	Roma (Stadio Olimpico)	1 Sep 1987
World Leading WL	6819	Nafissatou THIAM	BEL	25	Talence (FRA)	23 Jun 2019

2-3-4 October 2019



PLACE	BIB	NAME	COUNTRY	POINTS	POINTS BEHIND LEADER	100 Metres Hurdles	High Jump	Shot Put	200 Metres	Long Jump	Javelin Throw	800 Metres
1		Kendell WILLIAMS	USA	1189		12.58 (+0.4) 1189(1)						
2		Solène NDAMA	FRA	1140	-49	12.90 (+0.4) 1140(2)						
3		Erica BOUGARD	USA	1123	-66	13.01 (+0.4) 1123(3)						
4		Marthe KOALA	BUR	1117	-72	13.05 (+0.4) 1117(4)						
5		Katarina JOHNSON-THOMPSON	GBR	1111	-78	13.09 (+0.6) 1111(5)						
6		Chari HAWKINS	USA	1090	-99	13.23 (+0.4) 1090(6)						
7		Verena PREINER	AUT	1087	-102	13.25 (+0.6) 1087(7)						
8		Annie KUNZ	USA	1084	-105	13.27 (+0.6) 1084(8)						
9		Maria HUNTINGTON	FIN	1077	-112	13.32 (+0.4) 1077(9)						
10		Nafissatou THIAM	BEL	1071	-118	13.36 (+0.6) 1071(10)						
11		Odile AHOUANWANOU	BEN	1058	-131	13.45 (+0.4) 1058(11)						
12		Kateřina CACHOVÁ	CZE	1055	-134	13.47 (+0.5) 1055(12)						
13		Anouk VETTER	NED	1043	-146	13.55 (+0.5) 1043(13)						
14		Noor VIDTS	BEL	1039	-150	13.58 (+0.6) 1039(14)						
15		Nadine BROERSEN	NED	1034	-155	13.61 (+0.6) 1034(15)						
16		Emma OOSTERWEGEL	NED	1028	-161	13.65 (+0.5) 1028(16)						
17		Géraldine RUCKSTUHL	SUI	1001	-188	13.84 (+0.5) 1001(17)						

HEPTATHLON SUMMARY AFTER 1 EVENTS

2-3-4 October 2019



PLACE	BIB	NAME	COUNTRY	POINTS	POINTS BEHIND LEADER	100 Metres Hurdles	High Jump	Shot Put	200 Metres	Long Jump	Javelin Throw	800 Metres
18		Hanne MAUDENS	BEL	993	-196	13.90 (+0.5) 993(18)						
19		Ekaterina VORONINA	UZB	890	-299	14.64 (+0.5) 890(19)						
20		Ivona DADIC	AUT		-1189	DQ 0						

SUMMARY



High Jump Women - Heptathlon

RECORDS	RESULT	NAME	COUNTRY	AGE	VENUE	DATE		
World Heptathlon Best	WHB	2.02	Nafissatou THIAM	BEL	25	Talence (FRA) 22 Jun 2019		
Champ. Heptathlon Best	CHB	1.95	Carolina KLÜFT	SWE	24	Osaka (Nagai Stadium) 25 Aug 2007		
Champ. Heptathlon Best	CHB	1.95	Nafissatou THIAM	BEL	23	London (Olympic Stadium) 5 Aug 2017		
Champ. Heptathlon Best	CHB	1.95	Yorgelis RODRÍGUEZ	CUB	22	London (Olympic Stadium) 5 Aug 2017		
Area Record	AR		National Record	NR	Personal Best	PB	Season Best	SB

2 October 2019

RANK	PLACE	GROUP	BIB	NAME	COUNTRY	DATE of BIRTH	RESULT		POINTS	TOTAL
1	1	A		Katarina JOHNSON-THOMPSON	GBR	9 Jan 93	1.95	CHB	1171	2282
2	2	A		Nafissatou THIAM	BEL	19 Aug 94	1.95	CHB	1171	2242
3	3	A		Erica BOUGARD	USA	26 Jul 93	1.86		1054	2177
4	4	A		Maria HUNTINGTON	FIN	13 Mar 97	1.83		1016	2093
5	5	A		Nadine BROERSEN	NED	29 Apr 90	1.83	SB	1016	2050
6	1	B		Annie KUNZ	USA	16 Feb 93	1.80	SB	978	2062
7	6	A		Ekaterina VORONINA	UZB	16 Feb 92	1.80		978	1868
8	2	B		Chari HAWKINS	USA	21 May 91	1.77		941	2031
8	7	A		Noor VIDTS	BEL	30 May 96	1.77		941	1980
10	3	B		Verena PREINER	AUT	1 Feb 95	1.77		941	2028
10	8	A		Kendell WILLIAMS	USA	14 Jun 95	1.77		941	2130
12	4	B		Odile AHOUANWANOU	BEN	5 Jan 91	1.77	SB	941	1999
13	5	B		Emma OOSTERWEGEL	NED	29 Jun 98	1.77	PB	941	1969
14	6	B		Marthe KOALA	BUR	8 Mar 94	1.74		903	2020
15	7	B		Anouk VETTER	NED	4 Feb 93	1.74		903	1946
15	7	B		Kateřina CACHOVÁ	CZE	26 Feb 90	1.74	SB	903	1958
17	9	A		Géraldine RUCKSTUHL	SUI	24 Feb 98	1.71		867	1868
17	9	B		Solène NDAMA	FRA	23 Sep 98	1.71		867	2007
19	10	B		Hanne MAUDENS	BEL	12 Mar 97	1.71		867	1860
		A		Ivona DADIC	AUT	29 Dec 93	DNS			0

RESULTS

High Jump Women - Heptathlon



RECORDS	RESULT NAME	COUNTRY	AGE	VENUE	DATE
World Heptathlon Best WHB	2.02 Nafissatou THIAM	BEL	25	Talence (FRA)	22 Jun 2019
Champ. Heptathlon Best CHB	1.95 Carolina KLÜFT	SWE	24	Osaka (Nagai Stadium)	25 Aug 2007
Champ. Heptathlon Best CHB	1.95 Nafissatou THIAM	BEL	23	London (Olympic Stadium)	5 Aug 2017
Champ. Heptathlon Best CHB	1.95 Yorgelis RODRÍGUEZ	CUB	22	London (Olympic Stadium)	5 Aug 2017
Area Record AR	National Record NR	Personal Best PB	Season Best SB		

Group A

2 October 2019 18:14 START TIME 26° C 59 %
TEMPERATURE HUMIDITY
19:46 END TIME 26° C 59 %

PLACE	NAME	COUNTRY	DATE of BIRTH	ORDER	RESULT	1.65	1.68	1.71	1.74	1.77	1.80	1.83	1.86	1.89	1.92	1.95	POINTS	TOTAL
1	Katarina JOHNSON-THOMPSON	GBR	9 Jan 93	8	1.95 CHB	-	-	-	-	-	-	0	X0	0	X0	0	1171	2282
2	Nafissatou THIAM	BEL	19 Aug 94	2	1.95 CHB	XXX	-	-	-	-	-	X0	0	X0	0	X0	1171	2242
3	Erica BOUGARD	USA	26 Jul 93	5	1.86	-	-	-	0	XX0	XX0	0	X0	XXX			1054	2177
4	Maria HUNTINGTON	FIN	13 Mar 97	1	1.83	-	-	-	0	X0	X0	0	XXX				1016	2093
5	Nadine BROERSEN	NED	29 Apr 90	9	1.83 SB	-	-	0	0	0	0	X0	XXX				1016	2050
6	Ekaterina VORONINA	UZB	16 Feb 92	10	1.80	-	0	0	0	X0	XX0	XXX					978	1868
7	Noor VIDTS	BEL	30 May 96	7	1.77	-	0	0	0	0	XXX						941	1980
8	Kendell WILLIAMS	USA	14 Jun 95	3	1.77	-	-	0	0	X0	XXX						941	2130
9	Géraldine RUCKSTUHL	SUI	24 Feb 98	4	1.71	XX0	0	0	XXX								867	1868
	Ivona DADIC	AUT	29 Dec 93	6	DNS													0

Group B

2 October 2019 18:15 START TIME 26° C 59 %
TEMPERATURE HUMIDITY
19:31 END TIME 26° C 59 %

PLACE	NAME	COUNTRY	DATE of BIRTH	ORDER	RESULT	1.56	1.59	1.62	1.65	1.68	1.71	1.74	1.77	1.80	1.83	POINTS	TOTAL
1	Annie KUNZ	USA	16 Feb 93	10	1.80 SB	-	-	-	0	0	0	X0	X0	0	XXX	978	2062
2	Chari HAWKINS	USA	21 May 91	2	1.77	-	-	-	-	-	0	0	0	XXX		941	2031
3	Verena PREINER	AUT	1 Feb 95	6	1.77	-	-	-	0	0	0	0	X0	XXX		941	2028
4	Odile AHOUANWANOU	BEN	5 Jan 91	3	1.77 SB	-	-	-	0	0	0	XX0	X0	XXX		941	1999
5	Emma OOSTERWEGEL	NED	29 Jun 98	9	1.77 PB	-	-	-	0	0	0	X0	XX0	XXX		941	1969
6	Marthe KOALA	BUR	8 Mar 94	8	1.74	-	-	-	0	0	X0	0	XXX			903	2020
7	Kateřina CACHOVÁ	CZE	26 Feb 90	7	1.74 SB	-	0	0	X0	0	X0	X0	XXX			903	1958
7	Anouk VETTER	NED	4 Feb 93	1	1.74	-	-	-	0	0	XX0	X0	XXX			903	1946
9	Solène NDAMA	FRA	23 Sep 98	4	1.71	-	-	0	X0	X0	0	XXX				867	2007
10	Hanne MAUDENS	BEL	12 Mar 97	5	1.71	-	-	-	0	0	X0	XXX				867	1860

RESULTS
High Jump Women - Heptathlon



HEPTATHLON SUMMARY AFTER 2 EVENTS

RECORDS	RESULT	NAME	COUNTRY	AGE	VENUE	DATE
World Record WR	7291	Jackie JOYNER-KERSEE	USA	26	Seoul (Olympic Stadium)	24 Sep 1988
Championships Record CR	7128	Jackie JOYNER-KERSEE	USA	25	Roma (Stadio Olimpico)	1 Sep 1987
World Leading WL	6819	Nafissatou THIAM	BEL	25	Talence (FRA)	23 Jun 2019

2-3-4 October 2019



PLACE	BIB	NAME	COUNTRY	POINTS	POINTS BEHIND LEADER	100 Metres Hurdles	High Jump	Shot Put	200 Metres	Long Jump	Javelin Throw	800 Metres
1		Katarina JOHNSON-THOMPSON	GBR	2282		13.09 (+0.6) 1111 (5)	1.95				1171 (1) 2282 (1)	
2		Nafissatou THIAM	BEL	2242	-40	13.36 (+0.6) 1071 (10)	1.95				1171 (2) 2242 (2)	
3		Erica BOUGARD	USA	2177	-105	13.01 (+0.4) 1123 (3)	1.86				1054 (3) 2177 (3)	
4		Kendell WILLIAMS	USA	2130	-152	12.58 (+0.4) 1189 (1)	1.77				941 (10) 2130 (4)	
5		Maria HUNTINGTON	FIN	2093	-189	13.32 (+0.4) 1077 (9)	1.83				1016 (4) 2093 (5)	
6		Annie KUNZ	USA	2062	-220	13.27 (+0.6) 1084 (8)	1.80				978 (6) 2062 (6)	
7		Nadine BROERSEN	NED	2050	-232	13.61 (+0.6) 1034 (15)	1.83				1016 (5) 2050 (7)	
8		Chari HAWKINS	USA	2031	-251	13.23 (+0.4) 1090 (6)	1.77				941 (8) 2031 (8)	
9		Verena PREINER	AUT	2028	-254	13.25 (+0.6) 1087 (7)	1.77				941 (10) 2028 (9)	
10		Marthe KOALA	BUR	2020	-262	13.05 (+0.4) 1117 (4)	1.74				903 (14) 2020 (10)	
11		Solène NDAMA	FRA	2007	-275	12.90 (+0.4) 1140 (2)	1.71				867 (17) 2007 (11)	
12		Odite AHOUANWANOU	BEN	1999	-283	13.45 (+0.4) 1058 (11)	1.77				941 (12) 1999 (12)	
13		Noor VIDTS	BEL	1980	-302	13.58 (+0.6) 1039 (14)	1.77				941 (8) 1980 (13)	
14		Emma OOSTERWEGEL	NED	1969	-313	13.65 (+0.5) 1028 (16)	1.77				941 (13) 1969 (14)	
15		Kateřina CACHOVÁ	CZE	1958	-324	13.47 (+0.5) 1055 (12)	1.74				903 (15) 1958 (15)	
16		Anouk VETTER	NED	1946	-336	13.55 (+0.5) 1043 (13)	1.74				903 (15) 1946 (16)	
17		Ekaterina VORONINA	UZB	1868	-414	14.64 (+0.5) 890 (19)	1.80				978 (7) 1868 (17)	

HEPTATHLON SUMMARY AFTER 2 EVENTS

2-3-4 October 2019



PLACE	BIB	NAME	COUNTRY	POINTS	POINTS BEHIND LEADER	100 Metres Hurdles	High Jump	Shot Put	200 Metres	Long Jump	Javelin Throw	800 Metres
17		Géraldine RUCKSTUHL	SUI	1868	-414	13.84 (+0.5) 1001(17)	1.71 867(17)					1868(17)
19		Hanne MAUDENS	BEL	1860	-422	13.90 (+0.5) 993(18)	1.71 867(19)					1860(19)
		Ivona DADIC	AUT	DNF		DQ 0	DNS					

SUMMARY

Shot Put Women - Heptathlon



ATHLETE KUNZ (USA) FIRST ATTEMPT REVISED

RECORDS	RESULT	NAME	COUNTRY	AGE	VENUE	DATE
World Heptathlon Best WHB	17.31	Austra SKUJYTÉ	LTU	33	London (Olympic Stadium)	3 Aug 2012
Champ. Heptathlon Best CHB	17.03	Austra SKUJYTÉ	LTU	28	Osaka (Nagai Stadium)	25 Aug 2007
Area Record AR		National Record NR		Personal Best PB		Season Best SB

2 October 2019

RANK	PLACE	GROUP	BIB	NAME	COUNTRY	DATE of BIRTH	RESULT	POINTS	TOTAL
1	1	A		Nafissatou THIAM	BEL	19 Aug 94	15.22	876	3118
2	2	A		Nadine BROERSEN	NED	29 Apr 90	14.75	844	2894
3	3	A		Annie KUNZ	USA	16 Feb 93	14.58 SB	833	2895
4	4	A		Géraldine RUCKSTUHL	SUI	24 Feb 98	14.28	813	2681
5	5	A		Verena PREINER	AUT	1 Feb 95	14.21	808	2836
6	6	A		Odile AHOUANWANOU	BEN	5 Jan 91	14.13	803	2802
7	7	A		Anouk VETTER	NED	4 Feb 93	14.10	801	2747
8	1	B		Katarina JOHNSON-THOMPSON	GBR	9 Jan 93	13.86 PB	785	3067
9	2	B		Emma OOSTERWEGEL	NED	29 Jun 98	13.70 PB	774	2743
10	8	A		Solène NDAMA	FRA	23 Sep 98	13.68	773	2780
11	3	B		Ekaterina VORONINA	UZB	16 Feb 92	13.66	771	2639
12	4	B		Chari HAWKINS	USA	21 May 91	13.59 PB	767	2798
13	9	A		Noor VIDTS	BEL	30 May 96	13.55	764	2744
14	5	B		Marthe KOALA	BUR	8 Mar 94	13.28 SB	746	2766
15	6	B		Hanne MAUDENS	BEL	12 Mar 97	13.12	735	2595
16	7	B		Kendell WILLIAMS	USA	14 Jun 95	12.71	708	2838
17	8	B		Kateřina CACHOVÁ	CZE	26 Feb 90	12.58 SB	700	2658
18	9	B		Erica BOUGARD	USA	26 Jul 93	12.36	685	2862
19	10	B		Maria HUNTINGTON	FIN	13 Mar 97	12.21	675	2768
		A		Ivona DADIC	AUT	29 Dec 93	DNS		0

RESULTS

Shot Put Women - Heptathlon



ATHLETE KUNZ (USA) FIRST ATTEMPT REVISED

RECORDS	RESULT NAME	COUNTRY	AGE	VENUE	DATE
World Heptathlon Best WHB	17.31 Austra SKUJYTÉ	LTU	33	London (Olympic Stadium)	3 Aug 2012
Champ. Heptathlon Best CHB	17.03 Austra SKUJYTÉ	LTU	28	Osaka (Nagai Stadium)	25 Aug 2007
Area Record AR	National Record NR	Personal Best PB	Season Best SB		

Group A

2 October 2019 20:25 START TIME 26° C 59 %
TEMPERATURE HUMIDITY
21:04 END TIME 26° C 59 %

PLACE	NAME	COUNTRY	DATE of BIRTH	ORDER	RESULT	1	2	3	POINTS	TOTAL
1	Nafissatou THIAM	BEL	19 Aug 94	5	15.22	15.22	14.52	15.08	876	3118
2	Nadine BROERSEN	NED	29 Apr 90	3	14.75	14.21	14.39	14.75	844	2894
3	Annie KUNZ	USA	16 Feb 93	4	14.58 SB	14.58	13.46	13.72	833	2895
4	Géraldine RUCKSTUHL	SUI	24 Feb 98	7	14.28	14.19	13.76	14.28	813	2681
5	Verena PREINER	AUT	1 Feb 95	2	14.21	14.21	13.69	13.73	808	2836
6	Odile AHOUANWANOU	BEN	5 Jan 91	8	14.13	12.73	14.13	13.90	803	2802
7	Anouk VETTER	NED	4 Feb 93	10	14.10	14.10	14.05	14.10	801	2747
8	Solène NDAMA	FRA	23 Sep 98	9	13.68	X	13.57	13.68	773	2780
9	Noor VIDTS	BEL	30 May 96	1	13.55	12.83	13.55	12.46	764	2744
	Ivona DADIC	AUT	29 Dec 93	6	DNS					0

Group B

2 October 2019 20:30 START TIME 26° C 59 %
TEMPERATURE HUMIDITY
21:02 END TIME

PLACE	NAME	COUNTRY	DATE of BIRTH	ORDER	RESULT	1	2	3	POINTS	TOTAL
1	Katarina JOHNSON-THOMPSON	GBR	9 Jan 93	3	13.86 PB	12.33	12.38	13.86	785	3067
2	Emma OOSTERWEGEL	NED	29 Jun 98	6	13.70 PB	13.70	13.53	12.79	774	2743
3	Ekaterina VORONINA	UZB	16 Feb 92	7	13.66	12.81	13.61	13.66	771	2639
4	Chari HAWKINS	USA	21 May 91	4	13.59 PB	13.05	13.59	12.93	767	2798
5	Marthe KOALA	BUR	8 Mar 94	10	13.28 SB	12.97	13.28	12.83	746	2766
6	Hanne MAUDENS	BEL	12 Mar 97	1	13.12	X	12.71	13.12	735	2595
7	Kendell WILLIAMS	USA	14 Jun 95	2	12.71	12.71	12.55	12.71	708	2838
8	Kateřina CACHOVÁ	CZE	26 Feb 90	9	12.58 SB	12.04	12.58	12.07	700	2658
9	Erica BOUGARD	USA	26 Jul 93	5	12.36	12.36	12.17	12.33	685	2862
10	Maria HUNTINGTON	FIN	13 Mar 97	8	12.21	10.96	11.44	12.21	675	2768

HEPTATHLON SUMMARY AFTER 3 EVENTS

ATHLETE KUNZ (USA) FIRST ATTEMPT REVISED

RECORDS	RESULT	NAME	COUNTRY	AGE	VENUE	DATE
World Record WR	7291	Jackie JOYNER-KERSEE	USA	26	Seoul (Olympic Stadium)	24 Sep 1988
Championships Record CR	7128	Jackie JOYNER-KERSEE	USA	25	Roma (Stadio Olimpico)	1 Sep 1987
World Leading WL	6819	Nafissatou THIAM	BEL	25	Talence (FRA)	23 Jun 2019

2-3-4 October 2019



PLACE	BIB	NAME	COUNTRY	POINTS	POINTS BEHIND LEADER	100 Metres Hurdles	High Jump	Shot Put	200 Metres	Long Jump	Javelin Throw	800 Metres
1		Nafissatou THIAM	BEL	3118		13.36 (+0.6) 1071(10)	1.95	15.22				
							1171(2) 2242(2)	876(1) 3118(1)				
2		Katarina JOHNSON-THOMPSON	GBR	3067	-51	13.09 (+0.6) 1111(5)	1.95	13.86				
							1171(1) 2282(1)	785(8) 3067(2)				
3		Annie KUNZ	USA	2895	-223	13.27 (+0.6) 1084(8)	1.80	14.58				
							978(6) 2062(6)	833(3) 2895(3)				
4		Nadine BROERSEN	NED	2894	-224	13.61 (+0.6) 1034(15)	1.83	14.75				
							1016(5) 2050(7)	844(2) 2894(4)				
5		Erica BOUGARD	USA	2862	-256	13.01 (+0.4) 1123(3)	1.86	12.36				
							1054(3) 2177(3)	685(18) 2862(5)				
6		Kendell WILLIAMS	USA	2838	-280	12.58 (+0.4) 1189(1)	1.77	12.71				
							941(10) 2130(4)	708(16) 2838(6)				
7		Verena PREINER	AUT	2836	-282	13.25 (+0.6) 1087(7)	1.77	14.21				
							941(10) 2028(9)	808(5) 2836(7)				
8		Odite AHOUANWANOU	BEN	2802	-316	13.45 (+0.4) 1058(11)	1.77	14.13				
							941(12) 1999(12)	803(6) 2802(8)				
9		Chari HAWKINS	USA	2798	-320	13.23 (+0.4) 1090(6)	1.77	13.59				
							941(8) 2031(8)	767(12) 2798(9)				
10		Solène NDAMA	FRA	2780	-338	12.90 (+0.4) 1140(2)	1.71	13.68				
							867(17) 2007(11)	773(10) 2780(10)				
11		Maria HUNTINGTON	FIN	2768	-350	13.32 (+0.4) 1077(9)	1.83	12.21				
							1016(4) 2093(5)	675(19) 2768(11)				
12		Marthe KOALA	BUR	2766	-352	13.05 (+0.4) 1117(4)	1.74	13.28				
							903(14) 2020(10)	746(14) 2766(12)				
13		Anouk VETTER	NED	2747	-371	13.55 (+0.5) 1043(13)	1.74	14.10				
							903(15) 1946(16)	801(7) 2747(13)				
14		Noor VIDTS	BEL	2744	-374	13.58 (+0.6) 1039(14)	1.77	13.55				
							941(8) 1980(13)	764(13) 2744(14)				
15		Emma OOSTERWEGEL	NED	2743	-375	13.65 (+0.5) 1028(16)	1.77	13.70				
							941(13) 1969(14)	774(9) 2743(15)				
16		Géraldine RUCKSTUHL	SUI	2681	-437	13.84 (+0.5) 1001(17)	1.71	14.28				
							867(17) 1868(17)	813(4) 2681(16)				
17		Kateřina CACHOVÁ	CZE	2658	-460	13.47 (+0.5) 1055(12)	1.74	12.58				
							903(15) 1958(15)	700(17) 2658(17)				

HEPTATHLON SUMMARY AFTER 3 EVENTS

ATHLETE KUNZ (USA) FIRST ATTEMPT REVISED

2-3-4 October 2019



PLACE	BIB	NAME	COUNTRY	POINTS	POINTS BEHIND LEADER	100 Metres Hurdles	High Jump	Shot Put	200 Metres	Long Jump	Javelin Throw	800 Metres
18		Ekaterina VORONINA	UZB	2639	-479	14.64 (+0.5) 890(19)	1.80	13.66	978(7)	771(11)	1868(17)	2639(18)
19		Hanne MAUDENS	BEL	2595	-523	13.90 (+0.5) 993(18)	1.71	13.12	867(19)	735(15)	1860(19)	2595(19)
		Ivona DADIC	AUT	DNF		DQ 0	DNS					

SUMMARY



200 Metres Women - Heptathlon

RECORDS	RESULT	NAME	COUNTRY	AGE	VENUE	DATE			
World Heptathlon Best	WHB	22.30	Jackie JOYNER-KERSEE	USA	26	Indianapolis (University Stadium), IN	15 Jul 1988		
Champ. Heptathlon Best	CHB	22.84	Dafne SCHIPPERS	NED	21	Moskva (Luzhniki)	12 Aug 2013		
Area Record	AR		National Record	NR		Personal Best	PB	Season Best	SB

2 October 2019

RANK	PLACE	HEAT	LANE	BIB	NAME	COUNTRY	DATE of BIRTH	RESULT	WIND	POINTS	TOTAL
1	1	3	4		Katarina JOHNSON-THOMPSON	GBR	9 Jan 93	23.08	SB +1.0	1071	4138
2	2	3	3		Kendell WILLIAMS	USA	14 Jun 95	23.62	SB +1.0	1017	3855
3	1	2	6		Hanne MAUDENS	BEL	12 Mar 97	23.81	PB +1.0	999	3594
4	3	3	5		Erica BOUGARD	USA	26 Jul 93	23.89	+1.0	991	3853
5	4	3	6		Verena PREINER	AUT	1 Feb 95	23.96	PB +1.0	985	3821
6	5	3	8		Odile AHOUANWANOU	BEN	5 Jan 91	24.05	+1.0	976	3778
7	6	3	7		Marthe KOALA	BUR	8 Mar 94	24.29	+1.0	953	3719
8	2	2	8		Solène NDAMA	FRA	23 Sep 98	24.34	+1.0	948	3728
9	3	2	5		Annie KUNZ	USA	16 Feb 93	24.37	+1.0	945	3840
10	4	2	4		Anouk VETTER	NED	4 Feb 93	24.43	+1.0	940	3687
11	5	2	7		Noor VIDTS	BEL	30 May 96	24.46	+1.0	937	3681
12	1	1	6		Nafissatou THIAM	BEL	19 Aug 94	24.60	+1.0	924	4042
13	6	2	2		Maria HUNTINGTON	FIN	13 Mar 97	24.72	+1.0	913	3681
14	7	2	3		Chari HAWKINS	USA	21 May 91	24.81	+1.0	904	3702
15	2	1	7		Kateřina CACHOVÁ	CZE	26 Feb 90	24.95	+1.0	891	3549
16	3	1	4		Ekaterina VORONINA	UZB	16 Feb 92	25.03	+1.0	884	3523
17	4	1	8		Emma OOSTERWEGEL	NED	29 Jun 98	25.10	+1.0	878	3621
18	5	1	5		Géraldine RUCKSTUHL	SUI	24 Feb 98	25.21	+1.0	868	3549
19	6	1	3		Nadine BROERSEN	NED	29 Apr 90	25.28	+1.0	861	3755
			3	2	Ivona DADIC	AUT	29 Dec 93	DNS	+1.0		0

RESULTS



200 Metres Women - Heptathlon

RECORDS	RESULT NAME	COUNTRY	AGE	VENUE	DATE
World Heptathlon Best WHB	22.30 Jackie JOYNER-KERSEE	USA	26	Indianapolis (University Stadium), IN	15 Jul 1988
Champ. Heptathlon Best CHB	22.84 Dafne SCHIPPERS	NED	21	Moskva (Luzhniki)	12 Aug 2013

Area Record **AR** National Record **NR** Personal Best **PB** Season Best **SB**

Heat 1 3 2 October 2019 21:52 START TIME 26° C TEMPERATURE 59 % HUMIDITY +1.0m/s WIND

PLACE	NAME	COUNTRY	DATE of BIRTH	LANE	RESULT	REACTION	Fr	POINTS	TOTAL
1	Nafissatou THIAM	BEL	19 Aug 94	6	24.60	0.170		924	4042
2	Kateřina CACHOVÁ	CZE	26 Feb 90	7	24.95	0.161		891	3549
3	Ekaterina VORONINA	UZB	16 Feb 92	4	25.03	0.195		884	3523
4	Emma OOSTERWEGEL	NED	29 Jun 98	8	25.10	0.191		878	3621
5	Géraldine RUCKSTUHL	SUI	24 Feb 98	5	25.21	0.153		868	3549
6	Nadine BROERSEN	NED	29 Apr 90	3	25.28	0.160		861	3755

Heat 2 3 2 October 2019 21:59 START TIME 26° C TEMPERATURE 59 % HUMIDITY +1.0m/s WIND

PLACE	NAME	COUNTRY	DATE of BIRTH	LANE	RESULT	REACTION	Fr	POINTS	TOTAL
1	Hanne MAUDENS	BEL	12 Mar 97	6	23.81	PB 0.177		999	3594
2	Solène NDAMA	FRA	23 Sep 98	8	24.34	0.165		948	3728
3	Annie KUNZ	USA	16 Feb 93	5	24.37	0.194		945	3840
4	Anouk VETTER	NED	4 Feb 93	4	24.43	0.157		940	3687
5	Noor VIDTS	BEL	30 May 96	7	24.46	0.167		937	3681
6	Maria HUNTINGTON	FIN	13 Mar 97	2	24.72	0.209		913	3681
7	Chari HAWKINS	USA	21 May 91	3	24.81	0.198		904	3702

Heat 3 3 2 October 2019 22:05 START TIME 26° C TEMPERATURE 59 % HUMIDITY +1.0m/s WIND

PLACE	NAME	COUNTRY	DATE of BIRTH	LANE	RESULT	REACTION	Fr	POINTS	TOTAL
1	Katarina JOHNSON-THOMPSON	GBR	9 Jan 93	4	23.08	SB 0.200		1071	4138
2	Kendell WILLIAMS	USA	14 Jun 95	3	23.62	SB 0.192		1017	3855
3	Erica BOUGARD	USA	26 Jul 93	5	23.89	0.211		991	3853
4	Verena PREINER	AUT	1 Feb 95	6	23.96	PB 0.206		985	3821
5	Odile AHOUANWANOU	BEN	5 Jan 91	8	24.05	0.214		976	3778
6	Marthe KOALA	BUR	8 Mar 94	7	24.29	0.201		953	3719
	Ivona DADIC	AUT	29 Dec 93	2	DNS				0

SUMMARY



High Jump Women - Heptathlon

RECORDS	RESULT	NAME	COUNTRY	AGE	VENUE	DATE		
World Heptathlon Best	WHB	2.02	Nafissatou THIAM	BEL	25	Talence (FRA) 22 Jun 2019		
Champ. Heptathlon Best	CHB	1.95	Carolina KLÜFT	SWE	24	Osaka (Nagai Stadium) 25 Aug 2007		
Champ. Heptathlon Best	CHB	1.95	Nafissatou THIAM	BEL	23	London (Olympic Stadium) 5 Aug 2017		
Champ. Heptathlon Best	CHB	1.95	Yorgelis RODRÍGUEZ	CUB	22	London (Olympic Stadium) 5 Aug 2017		
Area Record	AR		National Record	NR	Personal Best	PB	Season Best	SB

2 October 2019

RANK	PLACE	GROUP	BIB	NAME	COUNTRY	DATE of BIRTH	RESULT		POINTS	TOTAL
1	1	A		Katarina JOHNSON-THOMPSON	GBR	9 Jan 93	1.95	CHB	1171	2282
2	2	A		Nafissatou THIAM	BEL	19 Aug 94	1.95	CHB	1171	2242
3	3	A		Erica BOUGARD	USA	26 Jul 93	1.86		1054	2177
4	4	A		Maria HUNTINGTON	FIN	13 Mar 97	1.83		1016	2093
5	5	A		Nadine BROERSEN	NED	29 Apr 90	1.83	SB	1016	2050
6	1	B		Annie KUNZ	USA	16 Feb 93	1.80	SB	978	2062
7	6	A		Ekaterina VORONINA	UZB	16 Feb 92	1.80		978	1868
8	2	B		Chari HAWKINS	USA	21 May 91	1.77		941	2031
8	7	A		Noor VIDTS	BEL	30 May 96	1.77		941	1980
10	3	B		Verena PREINER	AUT	1 Feb 95	1.77		941	2028
10	8	A		Kendell WILLIAMS	USA	14 Jun 95	1.77		941	2130
12	4	B		Odile AHOUANWANOU	BEN	5 Jan 91	1.77	SB	941	1999
13	5	B		Emma OOSTERWEGEL	NED	29 Jun 98	1.77	PB	941	1969
14	6	B		Marthe KOALA	BUR	8 Mar 94	1.74		903	2020
15	7	B		Anouk VETTER	NED	4 Feb 93	1.74		903	1946
15	7	B		Kateřina CACHOVÁ	CZE	26 Feb 90	1.74	SB	903	1958
17	9	A		Géraldine RUCKSTUHL	SUI	24 Feb 98	1.71		867	1868
17	9	B		Solène NDAMA	FRA	23 Sep 98	1.71		867	2007
19	10	B		Hanne MAUDENS	BEL	12 Mar 97	1.71		867	1860
		A		Ivona DADIC	AUT	29 Dec 93	DNS			0

RESULTS

High Jump Women - Heptathlon



RECORDS	RESULT NAME	COUNTRY	AGE	VENUE	DATE
World Heptathlon Best WHB	2.02 Nafissatou THIAM	BEL	25	Talence (FRA)	22 Jun 2019
Champ. Heptathlon Best CHB	1.95 Carolina KLÜFT	SWE	24	Osaka (Nagai Stadium)	25 Aug 2007
Champ. Heptathlon Best CHB	1.95 Nafissatou THIAM	BEL	23	London (Olympic Stadium)	5 Aug 2017
Champ. Heptathlon Best CHB	1.95 Yorgelis RODRÍGUEZ	CUB	22	London (Olympic Stadium)	5 Aug 2017
Area Record AR	National Record NR	Personal Best PB	Season Best SB		

Group A

2 October 2019 18:14 START TIME 26° C 59 %
TEMPERATURE HUMIDITY
19:46 END TIME 26° C 59 %

PLACE	NAME	COUNTRY	DATE of BIRTH	ORDER	RESULT	1.65	1.68	1.71	1.74	1.77	1.80	1.83	1.86	1.89	1.92	1.95	POINTS	TOTAL
1	Katarina JOHNSON-THOMPSON	GBR	9 Jan 93	8	1.95 CHB	-	-	-	-	-	-	0	X0	0	X0	0	1171	2282
2	Nafissatou THIAM	BEL	19 Aug 94	2	1.95 CHB	XXX	-	-	-	-	-	X0	0	X0	0	X0	1171	2242
3	Erica BOUGARD	USA	26 Jul 93	5	1.86	-	-	-	0	XX0	XX0	0	X0	XXX			1054	2177
4	Maria HUNTINGTON	FIN	13 Mar 97	1	1.83	-	-	-	0	X0	X0	0	XXX				1016	2093
5	Nadine BROERSEN	NED	29 Apr 90	9	1.83 SB	-	-	0	0	0	0	X0	XXX				1016	2050
6	Ekaterina VORONINA	UZB	16 Feb 92	10	1.80	-	0	0	0	X0	XX0	XXX					978	1868
7	Noor VIDTS	BEL	30 May 96	7	1.77	-	0	0	0	0	XXX						941	1980
8	Kendell WILLIAMS	USA	14 Jun 95	3	1.77	-	-	0	0	X0	XXX						941	2130
9	Géraldine RUCKSTUHL	SUI	24 Feb 98	4	1.71	XX0	0	0	XXX								867	1868
	Ivona DADIC	AUT	29 Dec 93	6	DNS													0

Group B

2 October 2019 18:15 START TIME 26° C 59 %
TEMPERATURE HUMIDITY
19:31 END TIME 26° C 59 %

PLACE	NAME	COUNTRY	DATE of BIRTH	ORDER	RESULT	1.56	1.59	1.62	1.65	1.68	1.71	1.74	1.77	1.80	1.83	POINTS	TOTAL
1	Annie KUNZ	USA	16 Feb 93	10	1.80 SB	-	-	-	0	0	0	X0	X0	0	XXX	978	2062
2	Chari HAWKINS	USA	21 May 91	2	1.77	-	-	-	-	-	0	0	0	XXX		941	2031
3	Verena PREINER	AUT	1 Feb 95	6	1.77	-	-	-	0	0	0	0	X0	XXX		941	2028
4	Odile AHOUANWANOU	BEN	5 Jan 91	3	1.77 SB	-	-	-	0	0	0	XX0	X0	XXX		941	1999
5	Emma OOSTERWEGEL	NED	29 Jun 98	9	1.77 PB	-	-	-	0	0	0	X0	XX0	XXX		941	1969
6	Marthe KOALA	BUR	8 Mar 94	8	1.74	-	-	-	0	0	X0	0	XXX			903	2020
7	Kateřina CACHOVÁ	CZE	26 Feb 90	7	1.74 SB	-	0	0	X0	0	X0	X0	XXX			903	1958
7	Anouk VETTER	NED	4 Feb 93	1	1.74	-	-	-	0	0	XX0	X0	XXX			903	1946
9	Solène NDAMA	FRA	23 Sep 98	4	1.71	-	-	0	X0	X0	0	XXX				867	2007
10	Hanne MAUDENS	BEL	12 Mar 97	5	1.71	-	-	-	0	0	X0	XXX				867	1860

RESULTS
High Jump Women - Heptathlon



HEPTATHLON SUMMARY AFTER 4 EVENTS

RECORDS	RESULT	NAME	COUNTRY	AGE	VENUE	DATE
World Record WR	7291	Jackie JOYNER-KERSEE	USA	26	Seoul (Olympic Stadium)	24 Sep 1988
Championships Record CR	7128	Jackie JOYNER-KERSEE	USA	25	Roma (Stadio Olimpico)	1 Sep 1987
World Leading WL	6819	Nafissatou THIAM	BEL	25	Talence (FRA)	23 Jun 2019

2-3-4 October 2019



PLACE	BIB	NAME	COUNTRY	POINTS	POINTS BEHIND LEADER	100 Metres Hurdles	High Jump	Shot Put	200 Metres	Long Jump	Javelin Throw	800 Metres
1		Katarina JOHNSON-THOMPSON	GBR	4138		13.09 (+0.6) 1111(5)	1.95 1171(1) 2282(1)	13.86 785(8) 3067(2)	23.08 (+1.0) 1071(1) 4138(1)			
2		Nafissatou THIAM	BEL	4042	-96	13.36 (+0.6) 1071(10)	1.95 1171(2) 2242(2)	15.22 876(1) 3118(1)	24.60 (+1.0) 924(12) 4042(2)			
3		Kendell WILLIAMS	USA	3855	-283	12.58 (+0.4) 1189(1)	1.77 941(10) 2130(4)	12.71 708(16) 2838(6)	23.62 (+1.0) 1017(2) 3855(3)			
4		Erica BOUGARD	USA	3853	-285	13.01 (+0.4) 1123(3)	1.86 1054(3) 2177(3)	12.36 685(18) 2862(5)	23.89 (+1.0) 991(4) 3853(4)			
5		Annie KUNZ	USA	3840	-298	13.27 (+0.6) 1084(8)	1.80 978(6) 2062(6)	14.58 833(3) 2895(3)	24.37 (+1.0) 945(9) 3840(5)			
6		Verena PREINER	AUT	3821	-317	13.25 (+0.6) 1087(7)	1.77 941(10) 2028(9)	14.21 808(5) 2836(7)	23.96 (+1.0) 985(5) 3821(6)			
7		Odile AHOUANWANOU	BEN	3778	-360	13.45 (+0.4) 1058(11)	1.77 941(12) 1999(12)	14.13 803(6) 2802(8)	24.05 (+1.0) 976(6) 3778(7)			
8		Nadine BROERSEN	NED	3755	-383	13.61 (+0.6) 1034(15)	1.83 1016(5) 2050(7)	14.75 844(2) 2894(4)	25.28 (+1.0) 861(19) 3755(8)			
9		Solène NDAMA	FRA	3728	-410	12.90 (+0.4) 1140(2)	1.71 867(17) 2007(11)	13.68 773(10) 2780(10)	24.34 (+1.0) 948(8) 3728(9)			
10		Marthe KOALA	BUR	3719	-419	13.05 (+0.4) 1117(4)	1.74 903(14) 2020(10)	13.28 746(14) 2766(12)	24.29 (+1.0) 953(7) 3719(10)			
11		Chari HAWKINS	USA	3702	-436	13.23 (+0.4) 1090(6)	1.77 941(8) 2031(8)	13.59 767(12) 2798(9)	24.81 (+1.0) 904(14) 3702(11)			
12		Anouk VETTER	NED	3687	-451	13.55 (+0.5) 1043(13)	1.74 903(15) 1946(16)	14.10 801(7) 2747(13)	24.43 (+1.0) 940(10) 3687(12)			
13		Maria HUNTINGTON	FIN	3681	-457	13.32 (+0.4) 1077(9)	1.83 1016(4) 2093(5)	12.21 675(19) 2768(11)	24.72 (+1.0) 913(13) 3681(13)			
13		Noor VIDTS	BEL	3681	-457	13.58 (+0.6) 1039(14)	1.77 941(8) 1980(13)	13.55 764(13) 2744(14)	24.46 (+1.0) 937(11) 3681(13)			
15		Emma OOSTERWEGEL	NED	3621	-517	13.65 (+0.5) 1028(16)	1.77 941(13) 1969(14)	13.70 774(9) 2743(15)	25.10 (+1.0) 878(17) 3621(15)			
16		Hanne MAUDENS	BEL	3594	-544	13.90 (+0.5) 993(18)	1.71 867(19) 1860(19)	13.12 735(15) 2595(19)	23.81 (+1.0) 999(3) 3594(16)			
17		Géraldine RUCKSTUHL	SUI	3549	-589	13.84 (+0.5) 1001(17)	1.71 867(17) 1868(17)	14.28 813(4) 2681(16)	25.21 (+1.0) 868(18) 3549(17)			

HEPTATHLON SUMMARY AFTER 4 EVENTS

2-3-4 October 2019



PLACE	BIB	NAME	COUNTRY	POINTS	POINTS BEHIND LEADER	100 Metres Hurdles	High Jump	Shot Put	200 Metres	Long Jump	Javelin Throw	800 Metres
17		Kateřina CACHOVÁ	CZE	3549	-589	13.47 (+0.5) 1055(12)	1.74 903(15)	12.58 700(17)	24.95 (+1.0) 891(15)			
							1958(15)	2658(17)	3549(17)			
19		Ekaterina VORONINA	UZB	3523	-615	14.64 (+0.5) 890(19)	1.80 978(7)	13.66 771(11)	25.03 (+1.0) 884(16)			
							1868(17)	2639(18)	3523(19)			
		Ivona DADIC	AUT	DNF		DQ 0	DNS					

MEDAL TABLE

After Day 6 (2 October 2019)

PLACE	COUNTRY	TOTAL	W	M	X	GOLD				SILVER				BRONZE				
						TOTAL	W	M	X	TOTAL	W	M	X	TOTAL	W	M	X	
1	USA UNITED STATES	18	7	10	1	8	1	6	1	8	4	4	2	2				
2	CHN PR OF CHINA	8	8			2	2			3	3		3	3				
3	JAM JAMAICA	4	1	2	1	2	1	1		2		1	1					
4	KEN KENYA	4	3	1		2	2						2	1	1			
5	ETH ETHIOPIA	3	1	2		1		1		2	1	1						
6	POL POLAND	4	1	3		1		1		1	1		2		2			
7	GBR GREAT BRITAIN & N.I.	2	2			1	1			1	1							
	SWE SWEDEN	2		2		1		1		1	1							
9	AUS AUSTRALIA	1	1			1	1											
	JPN JAPAN	1		1		1		1										
	NED NETHERLANDS	1	1			1	1											
	NOR NORWAY	1		1		1		1										
	UGA UGANDA	1	1			1	1											
14	CAN CANADA	4		4						1	1		3	3				
15	BRN BAHRAIN	2	1		1					1	1		1		1			
	FRA FRANCE	2		2						1	1		1	1				
17	BIH BOSNIA-HERZEGOVINA	1		1						1	1							
	POR PORTUGAL	1		1						1	1							
	UKR UKRAINE	1	1							1	1							
20	AUT AUSTRIA	1		1									1	1				
	BUR BURKINA FASO	1		1									1	1				
	CIV COTE D'IVOIRE	1	1										1	1				
	CUB CUBA	1		1									1	1				
	ECU ECUADOR	1		1									1	1				
	GER GERMANY	1	1										1	1				
	GRE GREECE	1	1										1	1				
	HUN HUNGARY	1		1									1	1				
	ITA ITALY	1	1										1	1				
	NAM NAMIBIA	1	1										1	1				
	QAT QATAR	1		1									1	1				
	SUI SWITZERLAND	1	1										1	1				



RECORDS SET

After Day 6 (2 October 2019)

Men

Men Total

0	1	2	2	15
---	---	---	---	----

100 Metres

1876	COLEMAN Christian - USA	9.76	f			WL		
269	DHAKAL Dinesh Kumar - BHU	11.64	p	4				NR
1387	LIFFA Stern Noel - MAW	10.72	p	4				NR

200 Metres

1351	HADID Nouredine - LBN	20.84	h	3				NR
2039	AL YAARI Ahmed - YEM	22.37	h	6				NR

400 Metres

536	ZAMBRANO Anthony José - COL	44.55	sf	3				NR
985	FRANCO Jessy - GIB	47.41	h	6				NR
1368	RABEARISON Todiasoa Franck - MAD	46.80	h	4				NR

800 Metres

1871	BRAZIER Donavan - USA	1:42.34	f			CR	AR	NR
------	-----------------------	---------	---	--	--	----	----	----

3000 Metres Steeplechase

1047	SABLE Avinash - IND	8:25.23	h	3				NR
------	---------------------	---------	---	---	--	--	--	----

110 Metres Hurdles

1679	JOSEPH Jason - SUI	13.39	h	2				NR
------	--------------------	-------	---	---	--	--	--	----

400 Metres Hurdles

105	LAHOULOU Abdelmalik - ALG	48.39	sf	2				NR
1667	ERCOLANI VOLTA Andrea - SMR	52.60	h	3				NR

Long Jump

1159	GAYLE Tajay - JAM	8.69	f			WL		NR
------	-------------------	------	---	--	--	----	--	----

Triple Jump

390	ZANGO Hugues Fabrice - BUR	17.66	f				AR	NR
-----	----------------------------	-------	---	--	--	--	----	----

Discus Throw

578	PARELLIS Apostolos - CYP	66.32	f					NR
-----	--------------------------	-------	---	--	--	--	--	----

Women

Women Total

1	1	3	0	17
---	---	---	---	----

100 Metres

1180	FRASER-PRYCE Shelly-Ann - JAM	10.71	f			WL		
855	ASHER-SMITH Dina - GBR	10.83	f					NR
2047	CHAUDHARY Sarswati - NEP	12.72	h	1				NR

200 Metres

855	ASHER-SMITH Dina - GBR	21.88	f					NR
1478	SEYNI Aminatou - NIG	22.58	h	5				NR

800 Metres

1810	NAKAAYI Halimah - UGA	1:58.04	f					NR
------	-----------------------	---------	---	--	--	--	--	----

1500 Metres

1860	FERNÁNDEZ María Pía - URU	4:09.45	h	3				NR
------	---------------------------	---------	---	---	--	--	--	----

10,000 Metres

1436	HASSAN Sifan - NED	30:17.62	f			WL		
------	--------------------	----------	---	--	--	----	--	--

3000 Metres Steeplechase

1302	CHEPKOECH Beatrice - KEN	8:57.84	f		CR			
102	GEHA Luiza - ALB	9:19.93	f					NR
613	MØLLER Anna Emilie - DEN	9:18.92	h	2				NR
613	MØLLER Anna Emilie - DEN	9:13.46	f					NR
955	KRAUSE Gesa Felicitas - GER	9:03.30	f					NR

100 Metres Hurdles

391	KOALA Marthe - BUR	13.05	u	3				NR
-----	--------------------	-------	---	---	--	--	--	-----------

400 Metres Hurdles

1494	IUEL Amalie - NOR	54.72	h	4				NR
421	WATSON Sage - CAN	54.32	sf	1				NR

High Jump

1836	MAHUCHIKH Yaroslava - UKR	2.04	f		WR			
------	---------------------------	------	---	--	-----------	--	--	--

Pole Vault

132	SIDOROVA Anzhelika - ANA	4.95	f			WL		
301	ZHUK Iryna - BLR	4.70	f					NR
1719	BENGTSSON Angelica - SWE	4.80	f					NR
2033	PEINADO Robeilys - VEN	4.70	f					NR

Javelin Throw

1059	RANI Annu - IND	62.43	q	A				NR
------	-----------------	-------	---	---	--	--	--	-----------

Mixed

Mixed Total

2	0	2	7	15
---	---	---	---	----

4x400 Metres Relay

USA	UNITED STATES - USA	3:09.34	f		WR	WL	AR	NR
USA	UNITED STATES - USA	3:12.42	h	1	WR	WL	AR	NR
BRN	BAHRAIN - BRN	3:12.74	h	1			AR	NR
BRA	BRAZIL - BRA	3:16.12	h	2			AR	NR
BRN	BAHRAIN - BRN	3:11.82	f				AR	NR
GBR	GREAT BRITAIN & N.I. - GBR	3:12.27	f				AR	NR
GBR	GREAT BRITAIN & N.I. - GBR	3:12.80	h	1			AR	NR
JPN	JAPAN - JPN	3:18.77	h	2				NR
JAM	JAMAICA - JAM	3:12.73	h	1				NR
FRA	FRANCE - FRA	3:17.17	h	1				NR
BEL	BELGIUM - BEL	3:16.16	h	2				NR
JAM	JAMAICA - JAM	3:11.78	f					NR
POL	POLAND - POL	3:12.33	f					NR
CAN	CANADA - CAN	3:16.76	h	1				NR
BEL	BELGIUM - BEL	3:14.22	f					NR

MEN + WOMEN Total

3	2	7	9	47
---	---	---	---	----

PLACING TABLE

After Day 6 (2 October 2019)

PLACE	POINTS	COUNTRY	Gold	Silver	Bronze	Fourth	Fifth	Sixth	Seventh	Eighth
1	177	USA UNITED STATES	8	8	2	2	3	3	5	4
2	79	CHN PR OF CHINA	2	3	3	2	2	1	1	1
3	51	KEN KENYA	2		2	2	2	1		2
4	45	JAM JAMAICA	2	2		1	1	2		
5	35	CAN CANADA		1	3		1	1	1	1
	35	POL POLAND	1	1	2		2			
7	33	GBR GREAT BRITAIN & N.I.	1	1		3		1		
8	30	ETH ETHIOPIA	1	2		1		1		
9	28	UKR UKRAINE		1		2	2	1		
10	22	GER GERMANY			1	2		1	1	1
11	19	FRA FRANCE		1	1			2		
12	18	BRN BAHRAIN		1	1	1				
	18	SWE SWEDEN	1	1				1		
14	17	UGA UGANDA	1			1	1			
15	16	JPN JAPAN	1					1	2	1
16	15	NOR NORWAY	1				1	1		
17	14	RSA SOUTH AFRICA				2	1			
	14	ESP SPAIN					1	1	2	3
19	13	BLR BELARUS					1	2	1	1
20	12	BRA BRAZIL				1	1		1	1
	12	POR PORTUGAL		1		1				
22	11	AUS AUSTRALIA	1					1		
	11	CUB CUBA			1		1			1
24	10	CIV COTE D'IVOIRE			1		1			
	10	NED NETHERLANDS	1						1	
26	9	ITA ITALY			1				1	1
27	8	ECU ECUADOR			1				1	
28	7	BIH BOSNIA-HERZEGOVINA		1						
	7	TUR TURKEY					1	1		
30	6	AUT AUSTRIA			1					
	6	BUR BURKINA FASO			1					
	6	GRE GREECE			1					
	6	HUN HUNGARY			1					
	6	NAM NAMIBIA			1					
	6	QAT QATAR			1					
	6	SUI SWITZERLAND			1					
37	5	IVB BRITISH VIRGIN ISLANDS				1				
	5	CYP CYPRUS					1			1
	5	MDA MOLDOVA				1				
	5	ROU ROMANIA				1				
41	4	AZE AZERBAIJAN							2	
	4	COL COLOMBIA					1			
	4	CRO CROATIA							2	
	4	PUR PUERTO RICO					1			
45	3	BAR BARBADOS						1		
	3	BEL BELGIUM						1		
	3	IND INDIA							1	1
	3	IRL IRELAND						1		
	3	GAM THE GAMBIA						1		
50	2	BUL BULGARIA							1	
	2	DEN DENMARK							1	

PLACE	POINTS	COUNTRY	Gold	Silver	Bronze	Fourth	Fifth	Sixth	Seventh	Eighth
50	2	IRI ISLAMIC REPUBLIC OF IRAN							1	
	2	MAR MOROCCO							1	
	2	VEN VENEZUELA							1	
55	1	ALG ALGERIA								1
	1	BAH BAHAMAS								1
	1	PRK DPR OF KOREA								1
	1	TTO TRINIDAD AND TOBAGO								1

