

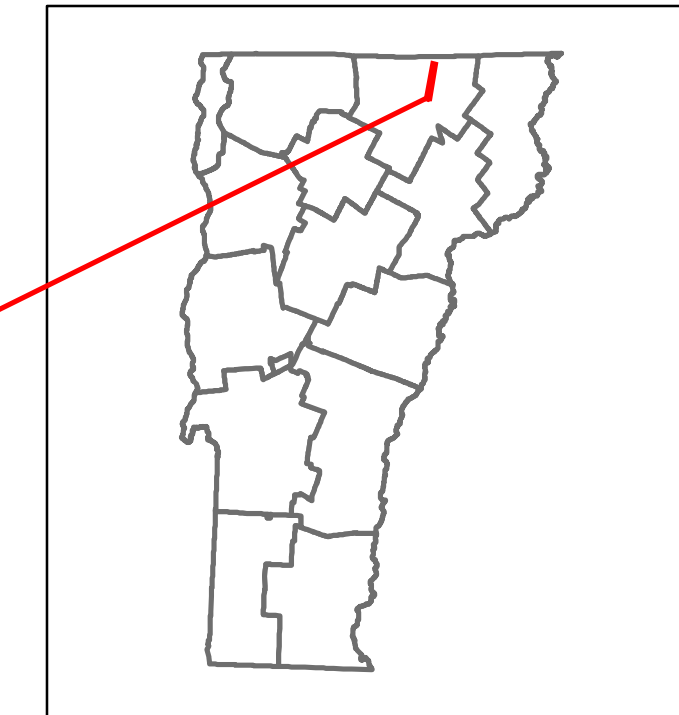


Route Log and Progress Chart


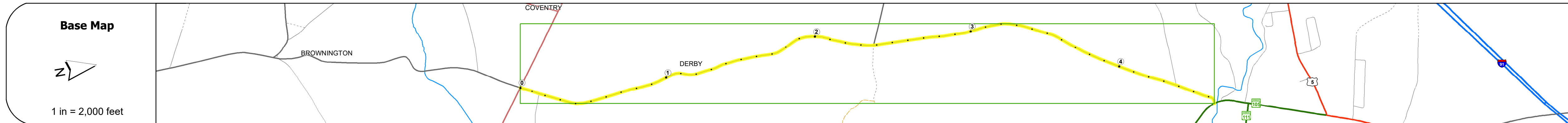
DRAFT

Please Note: Errors and Omissions May Exist.
Contact the VTrans Mapping Section with questions or concerns.

| | | |
|----------|-------|----------|
| DISTRICT | TOWN | ROUTE |
| 9 | DERBY | Min-0798 |



Min-0798



| | 0 | 1 | 2 | 3 | 4 | 4.66 |
|--------------------------------|--|---|---|---|---|------|
| Road Widths | Travellane, Roadway, Lane Count, Base, Subbase | | | | | |
| Curves | | | | | | |
| Grades | | | | | | |
| Guardrails | | | | | | |
| Rumblestrips | | | | | | |
| Historic Projects | | | | | | |
| Maintenance Garage | | | | | | |
| Speed Zone | | | | | | |
| Functional Class | 6 | | | | | |
| National Highway System | | | | | | |
| Limited Access Highway | | | | | | |
| Customer Service Level | | | | | | |
| Traffic Counters | | | | | | |
| AADT | 2018, 2017, 2016, 2015, 2014 | | | | | |
| Crash Locations | 2018, 2017, 2016, 2015, 2014 | | | | | |

| STRUCTURE DESCRIPTIONS | |
|------------------------|--|
| | |

| | | | | | | | | | | |
|--|--|---|--|---|---|---|----------------------|------------------------------------|-----------------------|--|
| Historic Projects Unknown, Bituminous Concrete, Retreatment, Resurface, Bituminous Mix, Skiny Mix, Bituminous Seal, Concrete, Gravel, Surface Treated, Plant Mix, Reclaimed Base and Bituminous Concrete | Functional Class 1 - Interstate System, 2 - Other Freeways and Expressways, 3 - Principal Arterial, 4 - Minor Arterial, 5 - Major Collector, 6 - Minor Collector | Curves Left, Right, Grades (degrees), Left grade up, Right grade down | Traffic Counters Continuous (CTC), Weigh-In-Motion (WIM), Short-Term, Scheduled, Short-Term, Unscheduled | Crash Locations Fatal, Injury, Property Damage Only, Unknown Crash Type, High Crash Locations (HCL's) | Mileage by Functional Class By Sheet 0798 6 - minor collector 4.660 | Mileage by Town By Sheet DERBY - S07981007 4.66 of 4.66 | DISTRICT 9 | TOWN DERBY | Date: 12/02/19 | ROUTE Min-0798 ETE mileage: 6.018 to 10.678 |
| Speed Zones 25, 30, 35, 40, 45, 50, 55, 60, 65 | | | | | | Page Total Mileage: 4.660 mi | | Page Total Mileage: 4.66 mi | | |