


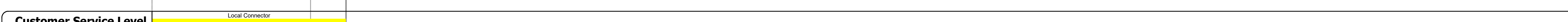





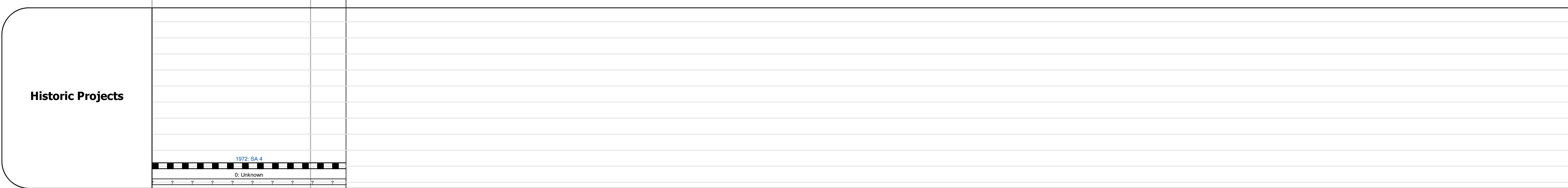






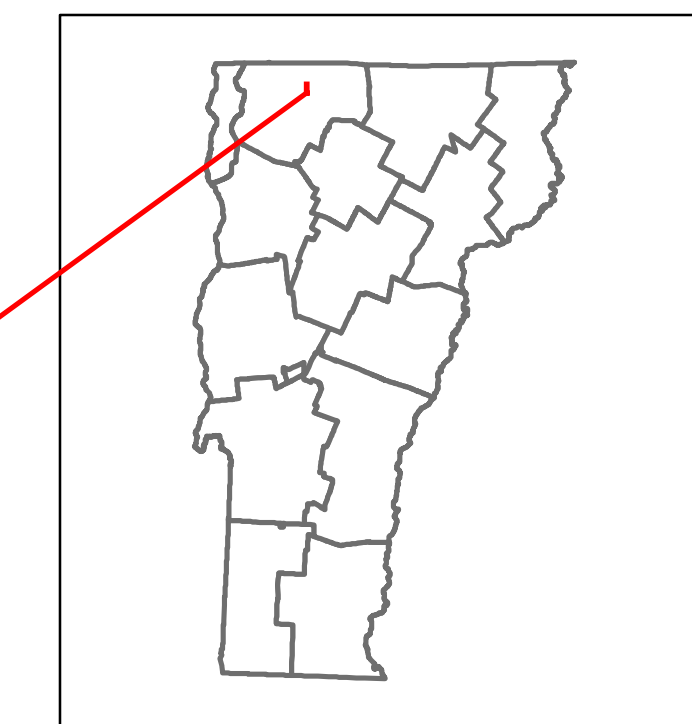


DISTRICT	TOWN	ROUTE
8	SHELDON	VT-236



STRUCTURE DESCRIPTIONS

Historic Projects Unknown, Bituminous Concrete, Retreatment, Resurface, Bituminous Mix, Skiny Mix, Bituminous Seal, Surface Treated Gravel, Plant Mix, Reclaimed Base and Bituminous Concrete, Concrete	Functional Class 1- Interstate System, 2- Other Freeways and Expressways, 3- Principal Arterial, 4- Minor Arterial, 5- Major Collector, 6- Minor Collector	Curves Left (degrees), Right (degrees), Grades (degrees) grade up, Grades (degrees) grade down	Traffic Counters Continuous (CTC), Weigh-In-Motion (WIM), Short-Term, Scheduled (counter ID), Short-Term, Unscheduled (counter ID)	Crash Locations Fatal, Injury, Property Damage Only, Unknown Crash Type, High Crash Locations (HCL's) Sections (& Intersections)	Mileage by Functional Class By Sheet 0313 5 - Major Collector 1.224	Mileage by Town By Sheet SHELDON - V236-0614 1.224 of 1.224	DISTRICT 8	TOWN SHELDON	Date: 12/03/19	ROUTE VT-236 ETE mileage: 0.0 to 1.224
Indicated plans available - http://vtransmap01.ad.state.vt.us/rp/dgr/DWebstore/						Page Total Mileage: 1.224 mi	Page Total Mileage: 1.224 mi			