

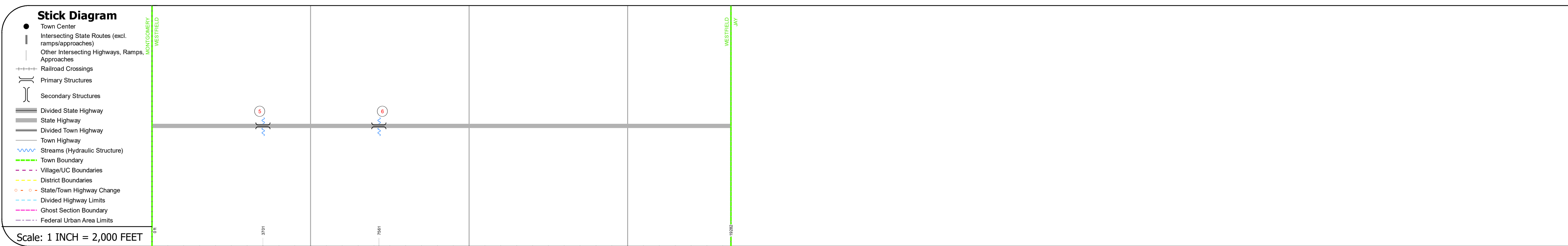
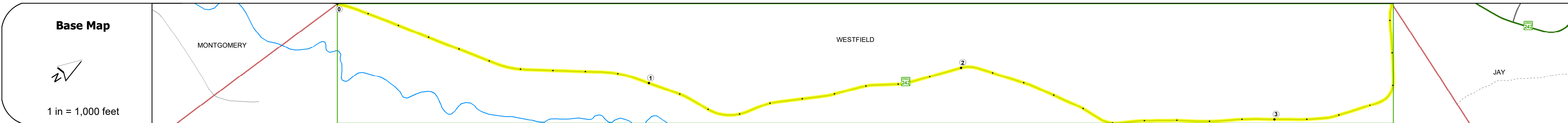
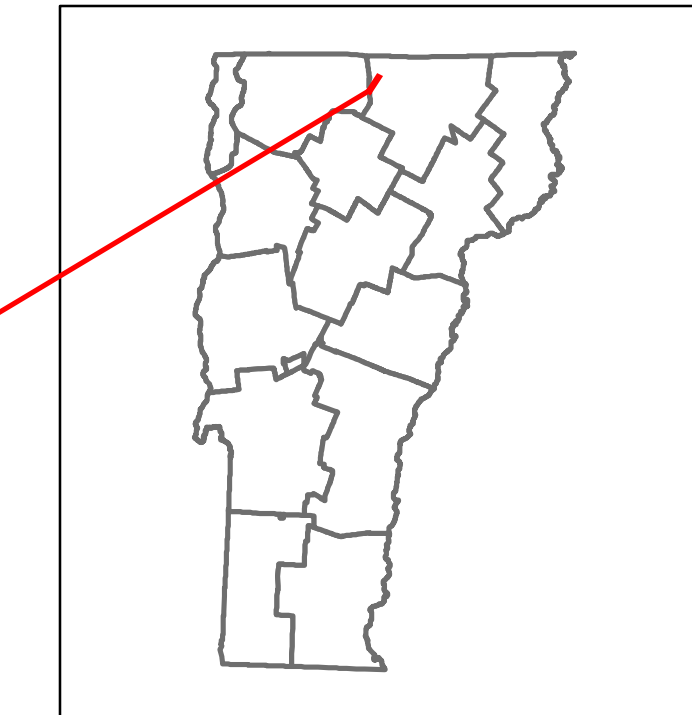


Route Log and Progress Chart

DRAFT

Please Note: Errors and Omissions May Exist.
Contact the VTrans Mapping Section with questions or concerns.


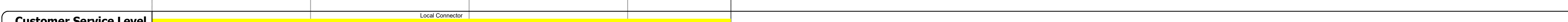










DISTRICT	TOWN	ROUTE
9	WESTFIELD	VT-242




STRUCTURE DESCRIPTIONS

Culvert 5:
Culvert - 1991
Structure No. 300278000510181
Length: 6'
Under Clearance: 6.0'
Facility Carried: VT242
Structure Type: CGMPP
Features Intersected: BROOK
Maintenance: State

Culvert 6:
Culvert - 2013
Structure No. 301018000610181
Length: 12'
Under Clearance: 5.0'
Facility Carried: VT242
Structure Type: SEGMENTAL RC BOX
Features Intersected: BROOK
Maintenance: State



Year	ADT
2018	1200
2017	1200
2016	1200
2015	1200
2014	1200



Historic Projects <ul style="list-style-type: none"> Unknown Bituminous Concrete Retreatment Resurface Bituminous Mix Skinny Mix Bituminous Seal 	Functional Class <ul style="list-style-type: none"> 1 - Interstate System 2 - Other Freeways and Expressways 3 - Principal Arterial 4 - Minor Arterial 5 - Major Collector 6 - Minor Collector 	Curves <ul style="list-style-type: none"> Left Right 	Grades <ul style="list-style-type: none"> grade up grade down 	Traffic Counters <ul style="list-style-type: none"> Continuous (CTC) Weigh-In-Motion (WIM) Short-Term, Scheduled Short-Term, Unscheduled 	Crash Locations <ul style="list-style-type: none"> Fatal Injury Property Damage Only Unknown Crash Type 	Mileage by Functional Class By Sheet 0278 5 - Major Collector 3.652	Mileage by Town By Sheet WESTFIELD - V242-1018 3.652 of 3.652	DISTRICT 9	TOWN WESTFIELD	Date: 12/03/19	ROUTE VT-242 ETE mileage: 3.816 to 7.468
Speed Zones 15 20 25 30 35 40 45 50 55 60 65								Page Total Mileage: 3.652 mi	Page Total Mileage: 3.652 mi	1 of 1 TWN mileage: 0.0 to 3.652	

For More Information Contact - Vermont Agency of Transportation, Policy, Planning and Intermodal Development Division - Mapping Section, 1 National Life Drive, Montpelier, VT 05633-5001 Telephone: 802-828-2600.