



2019-20 CALGARY FLAMES

MEDIA GUIDE

CALGARYFLAMES.COM

CALGARY FLAMES



HERITAGE CLASSIC JERSEY

ADIZERO
THE ONLY
AUTHENTIC



Fan Attic

NOW AVAILABLE AT ALL RETAIL LOCATIONS AND
ONLINE AT FLAMESPORT.COM



CALGARY FLAMES HOCKEY CLUB

Scotiabank Saddledome, P.O. Box 1540, Station M, Calgary, AB, Canada T2P 3B9

Phone: 403-777-2177 | Fax: 403-777-2199 | calgaryflames.com

CALGARY FLAMES 40TH SEASON | MEMBER OF THE NHL FOR 47 SEASONS

TABLE OF CONTENTS

Club Directory	2	2018-19 FLAMES VS NHL TEAMS	185-215
Media Guidelines Summary	3	ALL-TIME TEAM RECORDS	216
History of the Franchise	4	All-Time Team Records – Overall	217
Owners' Biographies	5-7	All-Time Records – Home and Road	218-219
Ken M. King	8	Overtime Results	220
John Bean	9	Month by Month All-Time Records	221
Hockey Club Personnel	10-23	Opening Game/Home Attendance	222
Hockey Club Office Staff	24	Yearly Leaders	223
Hockey Hall of Fame	25-29	Penalty Shots	224-225
NHL All-Star Selections	30	All-Time Leaders	226-228
Flames All-Time Trophy Winners	31	All-Time Top Seasons	229-231
Calgary Flames Foundation	32-34	Career Scoring	232-237
Community Relations	35	Career Goaltenders	238
Player Programs	36-37	Lifetime Shutouts	239-242
The James Norris Memorial Trophy	38	Home & Away vs. NHL	243-244
The J.R. McCaig Memorial Award	39	All-Time Team Records	245-246
The Ralph and Sonia Scurfield Humanitarian Award	40	All-Time Individual Records	247-248
The Muhammad Ali Sports Humanitarian Award	41	PLAYOFF RECORDS	249
The Dick Dillman Award	41	All-Time Playoff Results	250-251
THE PLAYERS	43-85	All-Time Playoff Overtime Games	252
IN THE SYSTEM	86-102	All-Time vs. Other Teams	253
2019-20 Training Camp Roster	103	All-Time Playoff Leaders	253-256
NHL Draft History	104-110	Playoff Team Records	257-260
Managers and Coaches History	111	Playoff Individual Records	260-262
Coaching Stats	112	All-Time Playoff Series Records	263
Captains/1000th Game/Retired Jerseys/Forever a Flame	113	All-Time Roster	264-274
FLAMES YEAR-BY-YEAR RESULTS	114-153	All-Time Sweater Roster	275-279
Game-by-Game Results	154-169	2019-20 NHL On-Ice Officials	279
2018-19 RESULTS	170	2018-19 NHL Critical Dates Calendar	280
2018-19 NHL Statistics	171	Stockton Heat - AHL Affiliate	282-285
Highs & Lows	172-174	Kansas City Mavericks - ECHL Affiliate	286-289
2018-19 Scoring Summary	175	Calgary Hitmen - WHL	290-291
2018-19 Top Scorers	176	Calgary Roughnecks - NLL	292-293
Scoring Breakdown	177-179	Calgary Stampeders - CFL	294
2018-19 Results Overall	180-181	Scotiabank Saddledome Seating Bowl and Ticket Options	295
2018-19 Results Home/Results Road	182-183	2019-20 Regular Season Schedule	296
2019 Stanley Cup Results/Divisional Alignment	184		

EDITORS: Peter Hanlon, Sean Kelso, Dalton Ulrich, Megan Miles

STATISTICS CONTRIBUTORS: Elias Sports Bureau

GRAPHIC DESIGN: Creative Services, Calgary Sports and Entertainment Corporation

EDITORIAL ASSISTANCE: Janis Lee

The Calgary Flames Media Guide is published by the Calgary Flames Hockey Club.

Copyright 2019 Calgary Flames Hockey Club. All rights reserved.

The information and photos contained in this Media Guide cannot be used for commercial purposes without the prior written consent of the Calgary Flames Hockey Club.

CLUB DIRECTORY

OWNERS

N. Murray Edwards (Chairman), Alvin G. Libin, Allan P. Markin,
Jeffrey J. McCaig

EXECUTIVE

Vice Chairman Ken M. King
 President & CEO John Bean
 Chief Financial Officer Cameron Olson
 General Manager Brad Treliving
 V.P., Building Operations Libby Raines
 V.P., Finance Paul Kong
 V.P., Sales, Ticket Operations & Customer Service Rollie Cyr
 V.P., Sports Property Sales & Marketing Gordon Norrie
 V.P., Communications Peter Hanlon
 V.P., Business Development Jim Peplinski
 V.P., Technology and Food Services Ziad Mehio

HOCKEY CLUB PERSONNEL

General Manager Brad Treliving
 Sr. V.P., Hockey Operations Don Maloney
 Assistant GM Craig Conroy
 Assistant GM Brad Pascall
 Assistant GM Chris Snow
 Director, Hockey Administration Mike Burke
 Director, Team Operations Sean O'Brien
 Director, Player Development Ray Edwards
 Player Development Ron Sutter
 Player Assistance Brian McGrattan
 Interim Head Coach Geoff Ward
 Assistant Coaches Martin Gelinac, Ryan Huska
 Assistant Coach, Video Jamie Pringle
 Goaltending Coach Jordan Sigault
 Exec. Asst. to General Manager and
 Sr. V.P., Hockey Operations Brenda Koyich
 Exec. Asst. to Assistant General Managers Anita Cranston
 Director, Pro Personnel Derek MacKinnon
 Pro Scouts Steve Pleau, Eric Lacroix
 Head European Pro Scout Hakan Loob
 Director, Amateur Scouting Tod Button
 Assistant Directors, Amateur Scouting Fred Parker, Rob Sumner
 Amateur Scouts Mike Craig, Jim Cummins,
 Terry Doran, Ari Haanpaa, Bobbie Hagelin
 Reid Jackson, Darren Kruger, Patrick Lachance,
 Allister MacNeil, Robert Neuhauser,
 Billy Powers, Eric Soltys

MEDICAL | TRAINING STAFF

Strength & Conditioning Coach Ryan van Asten
 Assistant Strength Coach Alan Selby
 Head Therapist Kent Kobelka
 Assistant Athletic Therapist Mike Gudmundson
 Rehabilitation Consultant Kevin Wagner
 Massage Therapist/Assistant Athletic Therapist James Borrelli
 Head Equipment Manager Mark DePasquale
 Assistant Equipment Manager Corey Osmak
 Equipment Assistant Ben Dumaine
 Head Physician Dr. Ian Auld
 Team Physicians Dr. Jim Thorne, Dr. David Manning

Team Orthopedic Surgeons
 Dr. Richard Boorman, Dr. Stephen French
 Team Dentists Dr. Kristin Yont, Dr. Monty Gaur
 Mental Performance Coach Matt Brown

STOCKTON HEAT

Chief Executive Officer Brian Petrovek
 Head Coach Cail MacLean
 Assistant Coach Domenic Pittis
 Assistant Coach Joe Cirella
 Goaltending Coach Thomas Speer
 Video Analyst & Team Services Chris Demczuk
 Strength & Conditioning Coach Rick Davis
 Head Athletic Trainer Bryan Erspamer
 Head Equipment Manager Peter Bureaux
 Assistant Equipment Manager Joe Wieszczyk

COMMUNICATIONS

VP, Communications Peter Hanlon
 Director, Communications & Media Relations Sean Kelso
 Coordinator, Public Relations Dalton Ulrich
 Communications Coordinator Megan Miles

ADMINISTRATION AND OFFICE STAFF

Exec. Asst. to Vice Chairman & President & CEO Coralie Baun
 Sr. Director, Human Resources Helen Pozsonyi
 Senior Director, Game Presentation & Events Geordie Macleod
 Senior Director, National Partnerships & Broadcast Kevin Gross
 Senior Director, Partnership Sales Leader Mark Stiles
 Executive Assistant, Marketing Lori McCarry
 Executive Assistant to VP,
 Sales, Customer Service & Ticketing Tracy Wood
 Director, Broadcast & Production Carlo Petrini
 Director, Retail Brent Gibbs
 Director, Digital Sales Jason Johnson
 Director, Ticketing, CRM & Retention Jason Kelly
 Director, Sales & Luxury Suites Marc Leost
 Director, Food & Beverage Nancy Ryan
 Director, Digital Content/Social Media Ty Pilson
 Director, Marketing & Promotions Ryan Popowich
 Executive Director, Charitable Foundations
 & Community Investment Candice Goudie
 Manager, Executive Suites Luke Dauray
 Manager, Creative Services Chris Huey
 Manager, Information Technology Richard Tenhove

SCOTIABANK SADDLEDOME

VP, Building Operations Libby Raines
 Director, Building Operations Trent Anderson
 Sr. Director, Corporate Security Ken Thrower
 Manager, Security & Loss Prevention Bob Goudon

AFFILIATES

Radio Affiliate The FAN 960 (960 AM)
 TV Affiliate Rogers Sportsnet, CBC-TV, TSN

MEDIA GUIDELINES



Peter Hanlon
VP, COMMUNICATIONS



Sean Kelso
DIRECTOR, COMMUNICATIONS
& MEDIA RELATIONS



Dalton Ulrich
COORDINATOR, PUBLIC
RELATIONS



Megan Miles
COMMUNICATIONS
COORDINATOR

REGULAR SEASON PRACTICE ACCESS

- Standard practice time will be 11:00 a.m. and game day skates at 10:30 a.m. Please note practice times may vary. We will make every effort to inform you in the event of a schedule change.
- The dressing room will remain closed before and during practice. When the dressing room door is closed, access is not permitted.
- Access to the dressing room will be granted following practice per NHL regulations: five minutes following first group of players (who participated in the practice) leaving the ice for no less than 30 minutes. In the event of a meeting, the dressing room will be open until the meeting begins and again following the meeting for at least 30 minutes.
- Media access is permitted in the main locker room and foyer.
- Media access to the home players' bench is not permitted during practice.
- Bill Peters will be available within 20 minutes following practice in a media conference format in a designated area near the dressing room. Individual interview (one-on-one) requests will only be granted in special circumstances and on advance notice.

GAME DAY AND POST-GAME

- On request, players will be available to the media for interviews for a 30 minute period up to 90 minutes prior to game time. Preferably, media interviews should be conducted following the morning practice.
- Requests for players/coaches for broadcast pre-tape interviews must be made to the communications department before 11:00 a.m. on game day. In the case of "quick hits," please provide with at least two minutes remaining in the period with a back-up option.
- Dressing room will open to media five minutes after the game with same areas as stated above available for interviews.

- Bill Peters will be available (in a media conference format) within 20 minutes of the conclusion of the game. The post-game media conference will take place in the media lounge. The dressing room will remain open during the coach's press conference.
- Please request credentials 24 hours in advance of the game you have been assigned to cover. In the case of full-time credential media, please inform us, when possible, if you are not attending a particular game.

PHOTOGRAPHY/TELEVISION CAMERAS

- Please follow credential guidelines outlined above. Freelance photographers will only be granted credentials when on assignment from a media outlet.
- Photographers/cameras are permitted to shoot Flames practice from the visiting team bench or stands only.
- Television rightsholders may place one handheld camera on the bench during warm-up once the players have taken the ice (local – home bench only).
- Photographers will be guaranteed one location for the first period. Other period shooting locations will be coordinated during the game. Please respect sight lines of spectators at all times.
- Any live news shots utilizing the playing surface as a backdrop must conclude 30 minutes before television broadcast begins.
- As per NHL policy, non-rightsholders are not permitted to record highlights during games. Highlights will be available through Telus Operations Center, 800-332-1083.

FLAMES MEDIA INFORMATION

- For information and times for Flames practices, news conferences and other events go to www.flamesmedia.ca or call the Media Information Line at 403-777-3666 for a pre-recorded message.

PHONE 403-777-2177 WEB www.flamesmedia.ca
 MEDIA HOTLINE 403-777-3666 TWITTER @NHLFlamesPR
calgaryflames.com

This is a summary of the comprehensive NHL media/broadcast access policies.

HISTORY OF THE FRANCHISE

The Calgary Flames are proud to celebrate their 40th season with the 2019-20 NHL season.

It started in May 1980, when Nelson Skalbania and a group of Calgary entrepreneurs consisting of Daryl and B.J. Seaman, Harley Hotchkiss, Norm Green, Ralph Scurfield, and Norman Kwong announced the acquisition of the Atlanta Flames and declared their intention to relocate the franchise to Alberta. Calgarians lined up to support their new team. For the first time in NHL history, 755 standing-room season tickets were sold, generating a capacity crowd at the Stampede Corral for the Flames' inaugural game on October 9, 1980.

Since that first season, the Flames have amassed an impressive record of achievements. The team has claimed two Smythe Division championships (1985-86, 1988-89), two Clarence Campbell Conference titles (1985-86, 1988-89), three Pacific Division titles (1993-94, 1994-95, 2018-19), two Presidents' Trophies (1987-88, 1988-89), and has advanced to the Stanley Cup Final three times (1986, 1989, 2004).

After falling to the Montreal Canadiens in five games in 1986, the Flames defeated the Habs to claim the Stanley Cup in a thrilling six-game series in 1989, the only visiting team ever to win the Cup on Montreal Forum ice. In 2004, Calgary eliminated three of the top teams in the League to reach the final, losing to the Tampa Bay Lightning in the last game of a seven-game series. Calgary fans rallied behind their team by sporting red Flames jerseys, launching the phenomenon known as the "C of Red" that remains a hallmark of Flames home games to this day.

On March 2, 2019, former captain Jarome Iginla had his #12 raised to the rafters, becoming only the third Flames player to have his jersey number retired by the organization. Two players from the team's historic 1989 playoff run—Lanny McDonald (#9) and Mike Vernon (#30)—have also had their numbers retired, while two others—Al MacInnis (#2) and Joe Nieuwendyk (#25)—have been a "Forever a Flame" honouree.

Current team captain Mark Giordano was recognized this past season when he was awarded the James Norris Memorial Trophy as the NHL's top defenceman. Giordano is the first Flame in franchise history to receive the award.

Off the ice, the accolades have come as well. Two Calgary legends were honoured by the Hockey Hall of Fame in 2006, when Flames co-owner Harley Hotchkiss was inducted in the Builder Category and broadcaster Peter Maher received the Foster Hewitt Memorial Award. Co-owner Daryl "Doc" Seaman was posthumously inducted into the Hall as a Builder in 2010.

In 1983, the team launched the Calgary Flames Foundation as the charitable arm of the club. Since its inception, the Foundation and its partners have raised millions of dollars for education, health and medical research, and amateur and grassroots sports. This past year alone, the Foundation distributed over \$3.8 million to annual projects and southern Alberta charities.

The Flames' commitment to sports at both the junior and professional levels has led to their increasing involvement not just in hockey, but also in other sports. In 1997, the team purchased the Western Hockey League Calgary Hitmen, an affiliation that continues today under the banner of the Calgary Sports and Entertainment Corporation (CSEC). Launched in 2012, CSEC is the parent company for five sports franchises: the Calgary Flames, Calgary Hitmen, Calgary Roughnecks (NLL), Calgary Stampede (CFL), and Stockton Heat (AHL). Since 2017, CSEC is also a proud partner and supporter of the ECHL's Kansas City Mavericks.

Looking forward, the Flames' 40th season promises to be one to remember. In August, the team unveiled their 40th logo, featuring retro red and yellow colours and the white flaming "C" from 1980. The logo will grace centre ice at the Scotiabank Saddledome for the entire season. Also this year, the Flames will participate in their second NHL outdoor game, visiting the Winnipeg Jets on October 26 for the Heritage Classic at Mosaic Stadium in Regina.

For four decades, the Calgary Flames have been electrifying hockey fans in southern Alberta. In that time, not only has the team established itself as a successful NHL franchise, but it has grown into a vital and integral part of our community. From their on-ice victories to their off-ice charitable endeavours, the Flames are one of the premier professional sports organizations in North America.

CALGARY FLAMES OWNERSHIP GROUP



N. MURRAY EDWARDS

N. Murray Edwards is owner of Edco Financial Holdings Ltd., a merchant banker since 1988. He is a leading investor in, and managing director and chairman of, numerous publicly traded companies including Canadian Natural Resources Limited and Ensign Energy Services Inc. Today, these companies employ over 25,000 individuals. He is also a chairman, director and co-owner of the Calgary Flames Hockey Club.

Mr. Edwards graduated with a Bachelor of Commerce from the University of Saskatchewan with Great Distinction and a Bachelor of Laws with Honours from the University of Toronto. After moving to Calgary in 1983, he became a lawyer and later a partner with Burnet, Duckworth & Palmer, a Calgary-based law firm.



ALVIN G. LIBIN

Alvin G. Libin is a native Calgarian with business interests in real estate, oil and gas and financial services. Mr. Libin is the President and Chief Executive Officer of Balmon Investments Ltd., a private management services and investment company. He has a strong commitment to the City of Calgary and to the Province of Alberta and has provided leadership in various volunteer positions.

In 2003, Mr. Libin and his wife Mona, through The Alvin and Mona Libin Foundation, established The Libin Cardiovascular Institute of Alberta in partnership with the University of Calgary and Alberta Health Services. Its mission is to provide world-class cardiovascular health care, education and research for southern Alberta. He also serves as a director on several corporate and community boards. Mr. Libin is an Officer of the Order of Canada and holds an Honorary Doctors of Laws degree from the University of Calgary. He was inducted into the Alberta Order of Excellence in 2004.

CALGARY FLAMES OWNERSHIP GROUP



ALLAN P. MARKIN

Allan Markin is a native Calgarian and longtime philanthropist. He is a 1968 graduate of the University of Alberta with a Bachelor of Science Degree in Chemical Engineering. He became an owner of the Calgary Flames hockey club in 1994.

In 1989, together with Murray Edwards, Allan founded Canadian Natural Resources Limited. As Chairman, Allan was instrumental in growing the company from a small operation of six employees with limited capital to the largest oil and gas producer in Canada and one of the most successful operators in the world. Allan supported Canadian Natural's progressive and innovative corporate commitment to a health and wellness system for employees, which later evolved into the Pure North S'Energy Foundation.

A passionate advocate for better health, Allan stepped down as Chairman of Canadian Natural Resources Limited in 2012 to focus his energy on the wellness program he had founded at Pure North. Pure North is an innovative wellness program focused on the prevention of chronic disease, offering an individualized program that provides nutritional supplements, education and lifestyle advice to optimize nutrition and reduce the likelihood of illness in the future. Pure North puts in place the foundation for living a long and healthy life. To date, Pure North has engaged over 55,000 participants from all over western Canada with a special focus on vulnerable populations including seniors, fire and flood victims, homeless individuals and First Nations populations.

Pure North bases their practice and recommendations on the best available research. As such, research is a cornerstone of the Foundation both within the program and externally. Pure North prides itself on collaboration with many international experts. Pure North provides their data to researchers at the School of Public Policy and the Bone and Joint Institute at the University of Calgary, the School of Public Health at the University of Alberta, Harvard School of Public Health, and the Schools of Medicine at Boston University and Creighton University. Together they strive to educate the population on the importance of optimized nutrition and prevention.

Mr. Markin is a major supporter of the Alberta Project Promoting active Living & healthy Eating in Schools (APPLE Schools) program. The project has expanded since inception and is now running in 70 schools across Western Canada (including Northern Alberta, Northwest Territories and Manitoba), supporting over 20,000 students in both urban and rural areas, and including First Nations populations. Under Mr. Markin's leadership The APPLE Schools Foundation was established as a charitable organization which supports Healthy Kids in Healthy Schools. APPLE Schools has scientifically proven they can increase student leadership skills and physical activity levels, improve healthy eating habits and reduce obesity and chronic disease in a cost-effective manner. Mr. Markin's leadership has also helped the project expand its funding base to include government and corporate contributions.

In recognition of his tremendous support of education, Allan has received honorary degrees from the Universities of Alberta, Calgary, Lethbridge and St. Francis Xavier. Mr. Markin is a Founder of St. Mary's University and was bestowed an honorary fellowship from St. Mary's University in 2004 and the Order of Excellence in 2019. In accepting The Fraser Institute's T. Patrick Boyle Founder Award in 2010, Allan spoke of individual value and personal responsibility.

The Mayor of the City of Calgary bestowed him with the Citizen of the Year award for 2004 and he received the Alberta Centennial Medal in 2005. In July 2008, Mr. Markin was appointed as an Officer of the Order of Canada by the Governor General. He received The Alberta Order of Excellence in October 2008. In the fall of 2009, he was inducted into the Calgary Business Hall of Fame. In March 2012, Allan was recognized with the Canadian Business Leader of the Year Award by the Alberta School of Business of the University of Alberta. In the summer of 2012 Allan was presented with the Queen Elizabeth II Diamond Jubilee Medal.

Although diversified, his main philanthropic objective is to enhance education tied to health and wellness.

CALGARY FLAMES OWNERSHIP GROUP

**JEFFREY J. McCAIG**

Jeffrey J. McCaig is Chairman of the Trimac Transportation group of companies. Trimac is one of the largest providers of bulk trucking services in North America and also provides complementary logistics services, including transload facility operations, distribution management, and freight brokerage.

Jeff has been with the Trimac Group of Companies since August 1983. He became President of Trimac Corporation in 1990 and was Chief Executive Officer from 1994 to 2015. Prior to joining Trimac in 1983, Mr. McCaig practiced law in Calgary, first as an associate of MacKimmie Matthews, then through Jeffrey J. McCaig Professional Corporation, focusing on corporate financing and securities. He continues to be a member of the Law Society of Alberta.

In addition to being a Director and chairing the Boards of the Trimac group of companies, Mr. McCaig is a Director and Chairman of MEG Energy, a Canadian oil sands company. He is also a Director and Chairman of Bantrel Company, an engineering, procurement and construction company and a Director and Co-owner of the Calgary Flames Hockey Club. He also serves as Chairman of the Calgary Flames Foundation.

He obtained his undergraduate degree in Economics from Harvard; his law degree from Osgoode Hall Law School in Toronto, Canada; and his Master of Science in Management degree from the Sloan Program, Stanford University.

Jeff is married with three grown children and resides in Calgary, Alberta.

VICE CHAIRMAN

**KEN M. KING**

Ken King is the Vice Chairman of Calgary Sports and Entertainment Corporation; the company that encompasses the NHL Calgary Flames, the AHL Stockton Heat, the WHL Calgary Hitmen, the CFL Calgary Stampeders and the NLL Calgary Roughnecks.

Born and raised in Hanley, Saskatchewan, King is a strong believer in support for the community; he is involved with several organizations including the TELUS Community Board, the Calgary Sport Tourism Authority, Director of the Calgary Airport Authority and is a former Chairman of the Calgary Chamber of Commerce.

In 2005, King received an Alberta Centennial Medal for outstanding contributions to the province of Alberta. He also received an honorary doctorate degree from the University of Calgary in 2012 and an honorary degree from Mount Royal University in 2014.

Prior to joining CSEC in 2001, King enjoyed a 30-year career in the newspaper business that included senior executive positions in Canada's leading newspapers including President and Publisher of the Calgary Sun and Calgary Herald.

King and his wife Marilyn have two daughters and they are proud grandparents to Amanda's twin boys and Jocelin's son and daughter.

PRESIDENT AND CHIEF EXECUTIVE OFFICER



JOHN BEAN

John Bean joined Calgary Sports and Entertainment Corporation (CSEC) in January 2010 in the role of Senior Vice President, Finance and Administration and CFO. Bean was named the Chief Operating Officer of CSEC in September 2013, President in July 2018 and President and CEO in July 2019.

In his role as President and CEO, Bean is responsible for all aspects of operations for all four teams owned by CSEC including the Calgary Flames of the National Hockey League (NHL), the Calgary Stampeders of the Canadian Football League (CFL), the Calgary Roughnecks of the National Lacrosse League (NLL) and the Calgary Hitmen of the Western Hockey League (WHL). In the summer of 2013, Bean led the restoration and recovery of the Scotiabank Saddledome which was significantly impacted by the floods of 2013. In less than 70 days the entire event level of the Saddledome was stripped down to the concrete and rebuilt in time for the 2013-14 NHL hockey season.

Mr. Bean is a Governor on the NLL Board of Governors, is the Lead Governor on the CFL Board of Governors and is a Governor on the WHL Board of Governors and an Alternate Governor on the NHL Board of Governors. In addition, Mr. Bean is a member of the Board of Directors and Treasurer for the Calgary Flames Foundation.

Prior to joining CSEC, Bean, a Chartered Accountant, held a variety of senior executive roles in the oil and gas services industry including Vice President, Finance with CCS Corporation Ltd. and Chief Financial Officer with Hazco Environmental Services Ltd.

Bean was born and raised in Saskatoon and attended the University of Saskatchewan. He and his wife Rhonda moved to Calgary in 1988 where they have raised two children.

HOCKEY CLUB PERSONNEL



BRAD TRELIVING - GENERAL MANAGER

Brad joined the Calgary Flames organization on April 28, 2014 and is now in his sixth season as the Flames General Manager. In his position with Calgary, he is responsible for all team personnel decisions, both players and staff; manages the amateur and pro scouting staffs; as well as fulfilling other administrative duties required of the general manager. He is also responsible for all player personnel assignments with Flames' minor league affiliates.

Treliving served as the Vice President of Hockey Operations & Assistant General Manager with the Phoenix Coyotes for seven seasons prior to coming to Calgary. With Phoenix, Treliving worked on the day-to-day administration of the Coyotes' hockey operations. Treliving also served as General Manager of the club's American Hockey League affiliate, the Portland Pirates.

Prior to his role with the Coyotes, Treliving served as the President of the Central Hockey League (CHL) for seven years. During his tenure, he guided the CHL to remarkable growth and development including numerous successful expansion franchises. In 1996, Treliving co-founded the Western Professional Hockey League (WPHL) and served as the league's Vice President and Director of Hockey Operations for five seasons. The native of Penticton, BC played an integral role in the merger of the WPHL and the CHL in May 2001 upon which he began his tenure as President of the league.

Prior to his front office career, Treliving played five seasons of professional hockey from 1990-91 to 1994-95 in the IHL, the AHL and the ECHL. A defenceman, Treliving registered 17 goals and 85 assists for 102 points and 811 penalty minutes in 243 games in the ECHL. As a junior, he played in both the BCJHL and two years in the WHL.

Treliving and his wife Julie have two daughters, Ryann and Reese, and now reside in Calgary.

HOCKEY CLUB PERSONNEL



DON MALONEY - SENIOR VICE PRESIDENT, HOCKEY OPERATIONS

Don Maloney, a native of Lindsay, Ontario, enters his third season as Senior Vice President of Hockey Operations with the Flames.

Maloney originally joined the Flames in 2016 as a Pro Scout following nine seasons as Executive Vice President, General Manager and Alternate Governor of the Arizona Coyotes. In nine seasons as the Coyotes general manager, Maloney led the team to three postseason appearances and ranks first all-time in Coyotes franchise history in wins by a general manager.

Maloney received the inaugural NHL General Manager of the Year Award following the 2009-10 season after steering the Coyotes through a turbulent off-season and charting the course for the most successful regular season in franchise history.

Prior to joining the Coyotes in 2007, he spent the previous 10 seasons as a member of the New York Rangers' front office, most recently serving as the team's Vice President of Player Personnel and Assistant General Manager.

Maloney also served as Assistant General Manager for Team Canada squads that won gold medals at the 2003 and 2004 IIHF World Championship in Finland and Czech Republic, respectively.

Maloney's first front office position in the NHL was Assistant General Manager of the New York Islanders following his retirement as a player with the club on January 17, 1991. Maloney later served as General Manager from August 17, 1992 to December 2, 1995.


Maloney also served as Eastern Professional Scout for the San Jose Sharks during the 1996-97 season prior to joining the Rangers' front office.

The Rangers selected Maloney in the second round (26th overall) of the 1987 NHL Entry Draft. As a player, he registered 214 goals, 350 assists and 564 points and 815 penalty minutes in 765 regular season games over 13 NHL seasons with the Rangers, Hartford Whalers and Islanders. He also collected 22 goals, 35 assists and 57 points in 94 career Stanley Cup playoff games.

Maloney played in the NHL All-Star Game in 1983 and 1984. He was named Most Valuable Player of the 1984 All-Star Game.

Maloney received the Rangers' "Players Player" Award as voted by teammates on three occasions (1979-80, 1980-81, and 1986-87). He also won the Rangers' "Crumb Bum" Award for service to New York youngsters in 1984 and the team's Good Guy Award in 1981 for cooperation with the media.

HOCKEY CLUB PERSONNEL



CRAIG CONROY - ASSISTANT GENERAL MANAGER

Conroy is in his sixth season as the Flames Assistant General Manager after three seasons as the Special Assistant to the General Manager. He started his illustrious career at Clarkson University in his hometown of Potsdam, NY, before being drafted by the Montreal Canadiens in the 6th round (123rd overall) of the 1990 NHL Entry Draft. He finished his four years at Clarkson followed by three years split between Montreal and Fredericton.

At the start of the 1996 season, Conroy was traded to the St. Louis Blues where he spent the next five years of his career before being traded to the Calgary Flames in March 2001. During the 2001-02 season, he scored a career high 75 points, helping Jarome Iginla reach the 50 goal plateau for the first time in his career. Conroy continued to produce offensively and was a major contributor in the team's 2004 Stanley Cup Playoff run.

After signing with Los Angeles during the summer of 2004, Craig returned to the Flames on January 30, 2007. During his career, he amassed a total of 1009 games with 507 of those games being played in a Flames uniform. On October 28, 2010, he celebrated his 1000th career game in front of the hometown fans at the Scotiabank Saddledome before retiring from the NHL in February 2011 after 17 seasons spent with Montreal, St. Louis, Los Angeles and Calgary. During his career he recorded 542 points including 182 goals while notching another 30 points in 81 playoff games.

Craig and his wife, Jessie have three daughters: Taylor, Sophia and Sydney.



BRAD PASCALL - ASSISTANT GENERAL MANAGER

Brad joined the Calgary Flames organization as Assistant General Manager on June 6, 2014 after serving as the Vice-President of Hockey Operations/Men's National Teams with Hockey Canada since 2010. He brings an abundance of experience building winning teams and developing players through his international hockey and gold medal successes at Hockey Canada. During his 18 years at Hockey Canada, he also served as Hockey Canada's Senior Director of Men's National Teams from 2006 to 2010 and held the title of Senior Director of Communications from 1998 to 2009.

Among his achievements, he played an instrumental role, as part of the management group with Steve Yzerman, for Canada's gold medal Men's Olympic Team at the 2014 Olympic Winter Games in Sochi, Russia. Four years earlier, he collected gold with the Men's Olympic Team at the 2010 Olympic Winter Games in Vancouver. He has also been the lead member of hockey operations and Assistant General Manager for Canada at the IIHF World Championship in 2011, 2012, 2013 and 2014 and directed and led Canada's National Junior Team as the team's General Manager to gold medals at the 2007, 2008 and 2009 IIHF World Junior Championships and a silver medal in 2010. Brad's gold medal collection as the head of team hockey operations also includes the Canada/Russia Super Series in the summer of 2007 and with Canada's National Men's Summer Under-18 Team at the 2006, 2012, 2013 and 2014 Ivan Hlinka events featuring Canada's best under-18 players.

Prior to advancing to the lead position with hockey operations, he led the communications and media relations for Canada's national teams at the 2002 and 2006 Olympic Winter Games, the 2004 World Cup of Hockey, eight IIHF World Championships (1998, 2000, 2001, 2002, 2003, 2004, 2005, 2008), four IIHF World Junior Championships (1999, 2003, 2005, 2006) and two IIHF World Women's Championships (2000, 2004) and was Coordinator of Media Relations for Canada at the 1996 World Cup of Hockey.

Drafted by the Buffalo Sabres in the fifth round (103rd overall) of the 1990 NHL Entry Draft, Pascall played two seasons in the AHL with Rochester and two seasons in the ECHL with South Carolina and Birmingham after four seasons (1988-92) at the University of North Dakota. He and his wife, Cassie and daughter, Brooke make Calgary their home year round.

HOCKEY CLUB PERSONNEL



CHRIS SNOW - ASSISTANT GENERAL MANAGER

Chris Snow is in his ninth season as the Calgary Flames' director of hockey analysis and thirteenth season in the NHL. In this role Chris has created and managed the Flames' hockey research and development department, overseeing data collection, data analysis, and the creation of a comprehensive, proprietary database. He utilizes data to support several aspects of the Flames' hockey operation, including player identification, roster decisions, and game strategy. Additionally, Chris negotiates the Flames' NHL player contracts, leads the club's salary arbitration efforts, and scouts the NHL and AHL.

He previously worked as director of hockey operations for the Minnesota Wild between 2006 and 2010. Before entering the hockey business, Chris worked as an NHL and MLB beat writer, covering the Minnesota Wild for the Minneapolis Star Tribune and the Boston Red Sox for the Boston Globe.

A native of Melrose, Massachusetts, Chris earned degrees in journalism and policy studies at Syracuse University. Chris resides in Calgary with his wife, Kelsie, son, Cohen, and daughter, Willa.



MIKE BURKE - DIRECTOR, HOCKEY ADMINISTRATION

The 2019-20 NHL season represents Mike Burke's thirty-seventh year with the Calgary Flames. Since the start of the 1994-95 campaign, when Burke moved to the hockey department and was promoted to his current position, he has been responsible for the administration of the hockey club. He works closely with General Manager Brad Treliving in managing many facets of the Flames hockey operations. Burke's vast experience in hockey-related issues has made him a valuable part of the hockey staff. His main responsibilities include salary cap management, scheduling, contract research, analysis and negotiation, player assignments, preparation of salary arbitrations, liaison between the NHL and the Flames regarding all aspects of hockey administration, monitoring collective bargaining issues and helping coordinate the day-to-day operations of the Club.

Prior to his current appointment, Burke was responsible for the Club's media relations and communications. A graduate of the Public Relations program at Mount Royal College, Burke began his sports administration career with the Saskatoon Blades (WHL) in 1980 before serving two seasons as General Manager of a minor-pro team in the Montreal Expos' organization. He has often worked with the NHL in both NHL All-Star Games and NHL Stanley Cup Final events. In 1996, Burke was added as a member of Team Canada's hockey operation staff for the World Cup of Hockey tournament.

A native of Plato, Saskatchewan, Burke has two boys, Keaton and Reid.

HOCKEY CLUB PERSONNEL



GEOFF WARD - INTERIM HEAD COACH

Geoff Ward joined the Flames last season after spending three seasons with the New Jersey Devils as their assistant coach.

Ward, a native of Waterloo, Ontario, brings a decade of NHL coaching experience to the Flames. Prior to the last three years with New Jersey, he served as the Boston Bruins assistant coach for seven seasons including winning the Stanley Cup in 2011 and another finals appearance in 2013.

The 57-year-old started his coaching career as an assistant at the University of Waterloo in 1989 and remained there for three years. In 1993-94, he guided the Waterloo Siskins to a MWJHL championship. In 1994-95 he signed on as the head coach of the OHL's Kitchener Rangers for four seasons and finished his OHL coaching career as the head coach with the Guelph Storm in 1998-99. Following that, he spent one year coaching in the East Coast League as the head coach of Arkansas in 1999-00. He moved on to the AHL as an assistant in Hamilton and later became the head coach, guiding them to the Calder Cup Finals in 2002-03 and was named the Louis A.R. Pieri AHL coach of the year. He finished his AHL coaching career as head coach of the Edmonton Roadrunners in 2004-05 after the team moved from Toronto. He has also been a head coach in Germany on three separate occasions (2000-01, 2006-07 and 2014-15) including winning the DEL Championship and being named coach of the year with Adler Mannheim in 2014-15 before returning to the NHL.

Geoff and his wife, Carolyn have two sons, Cody and Sawyer, and two daughters, Kylie and Hannah.

HOCKEY CLUB PERSONNEL



MARTIN GELINÁS - ASSISTANT COACH

Martin Gelinás is in his eighth season as an assistant coach with the Calgary Flames. Prior to joining the Flames, Gelinás served as the Director of Player Development for the Nashville Predators, joining the staff following his retirement as a player in 2009.

In his 19-year NHL career, Gelinás played in 1,273 games (74th all-time at the start of this season) and scored 660 points. He played the 2002-03 and 2004-05 seasons with the Flames, and tied an NHL record by scoring three playoff series-clinching goals in the same year – including two in overtime – during the Flames' 2004 Stanley Cup run (and joining Ken Linseman in the record book in the process). "The Eliminator," as Gelinás was known, is one of just a handful of players to have reached the Stanley Cup Finals with four different teams; the left-winger won a Stanley Cup in 1990 as a member of the Edmonton Oilers and also played in the NHL Finals in 1994 and 2002. He also played two professional seasons in Switzerland (2004-05 and 2008-09).

A native of Shawinigan, Quebec, Gelinás made a splash in 1987-88 with the Hull Olympiques of the QMJHL with a 63-goal, 131-point campaign. He was named CHL Rookie of the Year in the process and selected seventh overall by the Los Angeles Kings in the 1988 NHL Entry Draft. But Gelinás never suited up for the Kings. Two months after the draft, on August 9, 1988, he was included in the celebrated "Gretzky Trade" that sent Gelinás, Kings centre Jimmy Carson, the team's first round picks in the 1989, 1991 and 1993 entry drafts, and a reported \$15 million cash to Edmonton in exchange for Wayne Gretzky, Mike Krushelnyski and Marty McSorley.

Gelinás played six games for the Oilers in 1988 before being re-joining the Olympiques. In his first full NHL season in 1989-90, Gelinás had 25 points in 46 games, and won the Stanley Cup as Edmonton defeated the Boston Bruins in five games. Along with Joe Murphy and Adam Graves, he helped make up the popular Oilers' forward line known as "The Kid Line." Gelinás was the last player from the 1980s Oilers' dynasty active in the NHL.

He was traded to the Quebec Nordiques during the 1993 NHL Entry Draft and played 31 games for Quebec before being claimed on waivers by the Vancouver Canucks. Gelinás was a major factor in Vancouver's 1994 postseason run losing in seven games in the Stanley Cup Finals to the New York Rangers. He and goaltender Kirk McLean were traded to the Carolina Hurricanes on January 3, 1998, where he spent five seasons before joining the Calgary Flames. He went on to play a year in Switzerland during the 2004-05 season before signing with the Florida Panthers for the 2005-06 and 2006-07 seasons. He concluded his NHL career in 2007-08 as a member of the Nashville Predators, where his season was cut short by a knee injury. He was Nashville's Masterton Trophy nominee that year.

Gelinás and his family have lived in Calgary since 2002. He and his wife Jane, have three children: a son, Matthew and daughters, Cameron and Morgan.

HOCKEY CLUB PERSONNEL



RYAN HUSKA - ASSISTANT COACH

Huska enters his second season on the Flames coaching staff as an assistant coach after four seasons as head coach of the Flames affiliate in Stockton and Adirondack. A native of Trail, BC, Huska has been coaching for 16 years after a nine-year playing career in the WHL, IHL and AHL, including one NHL game with the Chicago Blackhawks.

The 44-year-old Huska was originally drafted by Chicago in the third round of the 1993 NHL Draft. He played four years with the Western Hockey League's Kamloops Blazers where he won three Memorial Cups in 1992, 1994 and 1995. After his junior career, he spent three seasons with the IHL's Indianapolis Ice, one year with the AHL's Lowell Lock Monsters and concluded his playing career in the AHL with Springfield in 1999-00 accumulating over 300 professional games. He started his coaching career back in the WHL as an assistant for the Kelowna Rockets from 2002 to 2007 before being named the head coach from 2007 to 2014, and won his fourth Memorial Cup in 2004. He was named as the Flames AHL affiliate head coach in Adirondack in 2014-15 before the team moved to its current location in Stockton where he was the bench boss for three seasons. Internationally Huska has twice been an assistant coach with Team Canada at the IIHF World Junior Championship capturing silver and bronze medals.

Ryan and his wife, Denise have one son, Luke and daughters, Hanna and Olivia.

HOCKEY CLUB PERSONNEL



JAMIE PRINGLE - ASSISTANT COACH, VIDEO

Jamie Pringle, a native of Picton, Ontario is in his ninth season with the Flames coaching staff after three seasons as the video coach with the Florida Panthers. Prior to that, Pringle spent the 2006-07 and 2007-08 season as the video coach for Hockey Canada. He was part of the staff for all international events including winning gold at the 2007 IIHF World Championship and winning gold at the 2007 and 2008 IIHF World Junior Championships. Pringle worked with Brent Sutter during the 2008 World Junior team Super Series against Russia. Pringle spent the 2004-05 and 2005-06 seasons as the assistant coach with the Kingston Frontenacs (OHL) after four seasons as the assistant coach with the Belleville Bulls (1999-2004) where he helped earn the OHL title in 1999.

Jamie and his wife, Karen have two children: Brendan and Brooke.



JORDAN SIGALET - GOALTENDING COACH

Sigalet is entering his sixth season as the Flames goaltending coach after spending three seasons as the goaltending coach with Calgary's AHL affiliate in Abbotsford. Prior to that, Sigalet was the goaltending coach with the Everett Silvertips (WHL) for two seasons.

Jordan was originally drafted from Victoria (BCHL) by the Boston Bruins in the 2001 NHL Entry Draft and played one game and backed up 10 games for the Bruins during the 2005-06 season. He spent four years at Bowling Green University (CCHA) where he was a CCHA All-Star (2003 and 2004), won the Terry Flanagan Award for perseverance, was team captain his senior year and was a top 10 Hobey Baker Finalist in addition to being nominated for an ESPY in the "Comeback Player of the Year" category. He spent three seasons with the Providence Bruins, Boston's AHL affiliate, and was the recipient of the Fred Hunt Memorial Trophy before concluding his playing career in Vienna, Austria in 2009.

Jordan and his wife, Lindsay have three sons, Jaxon, Maddox and Knox, and a daughter, Sloane.

HOCKEY CLUB PERSONNEL




RYAN VAN ASTEN - STRENGTH AND CONDITIONING COACH

Ryan van Asten is in his sixth season as the Flames Strength and Conditioning Coach and is responsible for coordinating the overall strength and conditioning and Sport Science program for all of the players in the Flames organization.

Prior to joining the Flames, van Asten spent three seasons with the Los Angeles Kings as their Strength and Conditioning Coach, winning two Stanley Cups in 2012 and 2014. He was also the Head Strength and Conditioning Coach and Coordinator for Hockey Canada and the Canadian Sport Centre – Calgary where he was part of the 2010 Olympic gold medal championship women's hockey team in Vancouver. Along with the Olympic gold medal, van Asten was fortunate to be a part of three World Championship teams and multiple (10) World Cup medal winners in hockey and luge.

van Asten is a graduate of the University of Calgary where he earned a Master of Science degree in Neuromuscular Physiology. He also holds a Bachelor of Science degree in Life Sciences and a Bachelor of Physical and Health Education degree from Queen's University in Kingston, Ontario. He is a Certified Strength and Conditioning Specialist (NSCA) and a Certified Exercise Physiologist (CSEP).

Ryan and his wife, Jackie and daughter Thea reside in Calgary.



ALAN SELBY - ASSISTANT STRENGTH COACH

Alan Selby is entering his second season as Assistant Strength Coach for the Flames. Prior to coming to Calgary, Alan spent two seasons as the head Strength Coach for the Stockton Heat, the American Hockey League affiliate to the Calgary Flames.

Selby is a certified Strength and Conditioning Coach and Exercise Physiologist. After completing his undergrad in Kinesiology he went on to complete a Masters Degree in Exercise Physiology at the University of Calgary. While attending the U of C he gained experience working with world class athletes and learning from some of the nation's best Olympic Strength Coaches.

Since completing his degree, Alan has spent years working with pro hockey players in the private and professional setting. Prior to his time with the Stockton Heat, Alan held the position of Head Strength and Conditioning Coach at Hill Academy, an independent school for student athletes, where he was part of their historic undefeated season which made them the number one rated lacrosse school in North America.

Alan resides in Calgary with his wife Ayana.

HOCKEY CLUB PERSONNEL



KENT KOBELKA - HEAD THERAPIST

Kent Kobelka is entering his ninth season with the Calgary Flames and second as the team's Head Therapist. Previously, he spent five seasons as the rehabilitation physiotherapist for the Flames. He also acted as the medical coordinator for Hockey Canada for five years and was a consultant for the Canadian Sports Institute for three years where he treated Olympic athletes from several different winter sports.

Kobelka graduated from the University of British Columbia with a BSc. in Physical Therapy. He worked with the University of BC Thunderbirds Hockey Club for three seasons. He then went on to work with the Canadian Alpine ski team where he was the medical coordinator for Alpine Canada. He has been to three Olympic Winter Games, one with Alpine Skiing in Torino in 2006 and two with Canada's Men's hockey team where he was a part of the staff that won gold in Vancouver in 2010 and in Sochi in 2014. He has worked with Canada's National Men's hockey team over the past decade and has been a therapist of several championship teams winning a gold medal with Canada's Men's World Championship team in Moscow in 2007 and at the IIHF World Junior Championship in the Czech Republic 2008 and in Toronto/Montreal 2015. Kobelka was also the therapist at the Spengler Cup when Canada won the tournament in 2012.

A native of Revelstoke, BC Kent currently resides in Calgary with his wife, Wendy and their two children, Christopher and Charley.



MIKE GUDMUNDSON - ASSISTANT ATHLETIC THERAPIST

Gudmundson is in his fifth season with the Flames after spending ten seasons in the CFL with the Calgary Stampeders including his last three as the team's Head Athletic Therapist.

He was a part of the medical team when the Stamps won the Grey Cup in 2008 and 2014.

Gudmundson's career as an athletic therapist began with the University of Manitoba Bisons football team while he was earning his Bachelor of Exercise and Sport Science degree, where he made the Dean's Honour List. He also has an Education degree from the University of Calgary.

Gudmundson is a certified athletic therapist in the Canadian Athletic Therapy Association as well as a certified first responder. He has worked with numerous sports organizations including the Calgary Canucks Junior 'A' hockey team, Team Alberta at the Canada Winter Games, and Team Canada at the 2013 Spengler Cup in Davos, Switzerland.

He also spends time as a supervisor for the U of C and Mount Royal University athletic therapy programs where he supervises and assists students as they pursue careers in Athletic Therapy.

He is a native of Arborg, Manitoba and now lives with his wife, Nadine and children, Caira and Cole in Chestermere.

HOCKEY CLUB PERSONNEL



KEVIN WAGNER - REHABILITATION CONSULTANT

This will be Kevin's fifth season with the Calgary Flames. He began working in the sports therapy field in 1990 as the Assistant Trainer with the Edmonton Eskimos. In 1995, Kevin joined Hockey Canada in the role as Head Trainer/Therapist with the Men's National Team program. He then went on to become the Head Trainer/Therapist with the Ottawa Senators from 1997 to 2002 and attended the 1998 Nagano Winter Olympics as part of the medical staff for the Men's Olympic Hockey Team. Since 2002, Kevin has spent time as a Physiotherapist/Athletic Therapist with various sports organizations including the Toronto Maple Leafs, Canadian Soccer Association, Canadian Luge Association and the Canadian Bobsleigh teams. In 2012, Kevin joined the Canadian Sport Institute Calgary full time and continues to work with development and therapy for national team athletes based out of the WinSport Medical Clinic.



JAMES BORRELLI - MASSAGE THERAPIST /ASSISTANT ATHLETIC THERAPIST

James enters his first season with the Calgary Flames, and his third in the organization. He spent the last two seasons as Head Athletic Trainer for the Stockton Heat in the AHL. Previous to that, James spent four years as Head Athletic Therapist/Strength Coach for the North Bay Battalion (OHL), one season as an Assistant Athletic Therapist for the Hamilton Bulldogs (AHL) and two seasons as an Athletic Therapist for the Toronto Argonauts (CFL) winning a Grey Cup in 2012. He was also selected to work for Hockey Canada at three tournaments including the 2015 U17 World Hockey Challenge, the 2016 U18 Ivan Hlinka Tournament and the 2017 U18 World Championship. He earned his Human Kinetics degree from the University of Guelph and his Athletic Therapy degree from Sheridan College while being certified in Dry Needling, IASTM and Sports Manual Therapy.

James lives in Calgary with his wife Rachel and son Leonardo.

HOCKEY CLUB PERSONNEL




MARK DEPASQUALE - HEAD EQUIPMENT MANAGER

Head Equipment Manager Mark DePasquale enters his fourteenth season with the Calgary Flames. The 2019-20 season will mark his 26th NHL season. He was a member of the Chicago Blackhawks organization from 1989-1996 to 2001-2006, serving as the Assistant Equipment Manager. Mark moved to Arizona in 1996 to spearhead the Jeremy Roenick Foundation that raised money for multiple charities in the greater Phoenix area. Mark also served as an Assistant Equipment Manager for the Chicago Wolves (IHL) for the 2000-2001 season. Mark has worked the 1991 and 2008 NHL All-Star games as well as the 2001 IHL All-Star Game.

Internationally, Mark represented Easton Hockey at the 2010 Winter Olympic Games in Vancouver. Mark also served as the Equipment Manager for Team USA at the 2014, 2016 and 2018 IIHF World Championships in Belarus, Russia and Denmark. He also served as Equipment Manager for Team North America at the 2016 World Cup of Hockey in Toronto.

On December 31, 2017 Mark hit the 1,500th game milestone for NHL games worked.

Mark is a graduate of the University of Illinois-Chicago with a Bachelor of Science in Kinesiology. Mark and his wife, Kelly reside in Calgary and have a son and daughter who are twins.



COREY OSMAK - ASSISTANT EQUIPMENT MANAGER

Corey Osmak starts his tenth season with the Calgary Flames after spending four years as the Assistant Equipment Manager with the Los Angeles Kings. Prior to that, he spent five years as the Head Equipment Manager of the Manitoba Moose in the American Hockey League and farm team of the Vancouver Canucks. He got started in the business with the Regina Pats of the Western Hockey League for two seasons before moving to Winnipeg. After playing four years at University of Minnesota-Duluth, he was drafted by the Hartford Whalers in the 1990 NHL Entry Draft.

Corey and his wife, Tami reside in Calgary. Son Joshua attends the University of Alberta in Edmonton. Daughter Breanne resides in Little Rock, Arkansas with her daughter Paislee, first grandchild for Corey and Tami.

HOCKEY CLUB PERSONNEL



KEN M. KING
VICE CHAIRMAN



JOHN BEAN
PRESIDENT AND CEO



BRAD TREIVING
GENERAL MANAGER



DON MALONEY
SR. V.P., HOCKEY OPERATIONS



CRAIG CONROY
ASSISTANT GENERAL MANAGER



BRAD PASCALL
ASSISTANT GENERAL MANAGER



CHRIS SNOW
ASSISTANT GENERAL MANAGER



MIKE BURKE
DIRECTOR,
HOCKEY ADMINISTRATION



SEAN O'BRIEN
DIRECTOR, TEAM OPERATIONS



BRENDA KOYICH
EXECUTIVE ASSISTANT TO
GM AND SR. V.P., HOCKEY
OPERATIONS



ANITA CRANSTON
EXECUTIVE ASSISTANT
TO ASSISTANT GENERAL
MANAGERS



GEOFF WARD
INTERIM HEAD COACH



MARTIN GELINAS
ASSISTANT COACH



RYAN HUSKA
ASSISTANT COACH



JAMIE PRINGLE
ASSISTANT COACH, VIDEO



JORDAN SIGALEK
GOALTENDING COACH



RYAN VAN ASTEN
STRENGTH &
CONDITIONING COACH



ALAN SELBY
ASSISTANT STRENGTH COACH



KENT KOBELKA
HEAD THERAPIST



MIKE GUDMUNDSON
ASSISTANT ATHLETIC
THERAPIST



KEVIN WAGNER
REHABILITATION
CONSULTANT



JAMES BORRELLI
MASSAGE THERAPIST/
ASSISTANT ATHLETIC
THERAPIST



MARK DePASQUALE
HEAD EQUIPMENT
MANAGER



COREY OSMAK
ASSISTANT EQUIPMENT
MANAGER



BEN DUMAINE
EQUIPMENT ASSISTANT



DR. IAN AULD
HEAD PHYSICIAN



DR. JIM THORNE
TEAM PHYSICIAN



DR. DAVID MANNING
TEAM PHYSICIAN



DR. RICHARD BOORMAN
TEAM ORTHOPEDIC
SURGEON



DR. STEPHEN FRENCH
TEAM ORTHOPEDIC
SURGEON



DR. KRISTIN YONT
TEAM DENTIST



DR. MONTY GAUR
TEAM DENTIST

HOCKEY CLUB PERSONNEL



MATT BROWN
MENTAL PERFORMANCE
COACH



RAY EDWARDS
DIRECTOR, PLAYER
DEVELOPMENT



RON SUTTER
PLAYER DEVELOPMENT



DARREN ROMMERDAHL
PLAYER DEVELOPMENT



BRIAN McGRATTAN
PLAYER ASSISTANCE



DEREK MacKINNON
DIRECTOR, PRO PERSONNEL



STEVE PLEAU
PRO SCOUT



ERIC LACROIX
PRO SCOUT



HAKAN LOOB
HEAD EUROPEAN PRO SCOUT



TOD BUTTON
DIRECTOR, AMATEUR SCOUTING



FRED PARKER
ASSISTANT DIRECTOR,
AMATEUR SCOUTING



ROB SUMNER
ASSISTANT DIRECTOR,
AMATEUR SCOUTING



JIM CUMMINS
AMATEUR SCOUT



MIKE CRAIG
AMATEUR SCOUT



TERRY DORAN
AMATEUR SCOUT



ARI HAANPAA
AMATEUR SCOUT



BOBBIE HAGELIN
AMATEUR SCOUT



REID JACKSON
AMATEUR SCOUT



DARREN KRUGER
AMATEUR SCOUT



PATRICK LACHANCE
AMATEUR SCOUT



ALLISTER MacNEIL
AMATEUR SCOUT



ROBERT NEUHAUSER
AMATEUR SCOUT



BILLY POWERS
AMATEUR SCOUT



ERIC SOLTYS
AMATEUR SCOUT



CAIL MacLEAN
HEAD COACH
STOCKTON



DOMENIC PITTIS
ASSISTANT COACH
STOCKTON



JOE CIRELLA
ASSISTANT COACH
STOCKTON



THOMAS SPEER
GOALTENDING COACH
STOCKTON



CHRIS DEMCZUK
VIDEO ANALYST /
TEAM SERVICES
MANAGER,
STOCKTON




RICK DAVIS
STRENGTH &
CONDITIONING
COACH, STOCKTON



BRYAN ERSPAMER
HEAD ATHLETIC
TRAINER
STOCKTON



PETER BUREAUX
EQUIPMENT
MANAGER
STOCKTON



JOE WIESZCZEK
ASSISTANT
EQUIPMENT
MANAGER
STOCKTON

HOCKEY CLUB OFFICE STAFF



CAMERON OLSON
CHIEF FINANCIAL OFFICER



ROLLIE CYR
VP, SALES, TICKET OPERATIONS
& CUSTOMER SERVICE



GORDON NORRIE
VP, SPORTS PROPERTY
SALES & MARKETING



PETER HANLON
VP, COMMUNICATIONS



JIM PEPLINSKI
VP, BUSINESS DEVELOPMENT



LIBBY RAINES
VP, BUILDING OPERATIONS



PAUL KONG
VP, FINANCE



ZIAD MEHIO
VP, TECHNOLOGY &
FOOD SERVICES



HELEN POZSONYI
SENIOR DIRECTOR,
HUMAN RESOURCES



KEVIN GROSS
SENIOR DIRECTOR,
NATIONAL PARTNERSHIPS
& BROADCAST



GEORDIE MACLEOD
SENIOR DIRECTOR,
GAME PRESENTATION
& EVENTS



CARLO PETRINI
SENIOR DIRECTOR, BROADCAST
& PRODUCTION



MARK STILES
SENIOR DIRECTOR,
PARTNERSHIP SALES LEADER



KEN THROWER
SENIOR DIRECTOR,
CORPORATE SECURITY



TRENT ANDERSON
DIRECTOR, BUILDING
OPERATIONS



BRENT GIBBS
DIRECTOR, RETAIL



JASON JOHNSON
DIRECTOR,
DIGITAL SALES



JASON KELLY
DIRECTOR, TICKETING, CRM
& RETENTION



MARC LEOST
DIRECTOR, SALES &
LUXURY SUITES



NANCY RYAN
DIRECTOR,
FOOD & BEVERAGE



TY PILSON
DIRECTOR, DIGITAL CONTENT/
SOCIAL MEDIA



RYAN POPOWICH
DIRECTOR, MARKETING &
PROMOTIONS



CANDICE GOUDIE
EXECUTIVE DIRECTOR,
CHARITABLE FOUNDATIONS &
COMMUNITY INVESTMENT



LUKE DAURAY
MANAGER,
EXECUTIVE SUITES



BOB GODUN
MANAGER, SECURITY
& LOSS PREVENTION



CHRIS HUEY
MANAGER,
CREATIVE SERVICES



RICHARD TENHOVE
MANAGER, INFORMATION
TECHNOLOGY



MARTIN ST. LOUIS - INDUCTED 2018 - PLAYER 1998-2000

Born in Laval, Quebec, St. Louis was recruited by the University of Vermont Catamounts, and in his freshman season (1993-94), he was named to the East Coast Athletic Conference (ECAC)'s All-Rookie Team. The next season, he was named to the ECAC First All-Star Team and was an NCAA All-American for the first of three straight seasons. He was a finalist for the Hobey Baker Award as the best college hockey player in the United States. Martin retired as Vermont's all-time leading scorer with 267 points. He was named to the ECAC's all-decade team of the 1990s.

Undrafted by an NHL team, St. Louis earned a try-out with the Ottawa Senators in 1997 but was not signed at the time, but by February 1998, the Calgary Flames signed the outstanding young forward. After being assigned to the Flames' American Hockey League affiliate in Saint John, he scored 26 points in 25 regular season games, and followed that with 20 points in 20 post-season games. That earned St. Louis elevation to the parent Flames for the 1998-99 NHL season. Although he started the season with Calgary, he was sent back to the AHL after 13 games. He re-joined the NHL Flames part way through the 1999-2000 season and picked up three goals and 18 points in 56 games.

After signing with the Tampa Bay Lightning, Martin won the Art Ross Trophy as the NHL's leading regular season scorer and finished with 94 points in 2003-04. He added the league's two Most Valuable Player awards, having his name added to both the Hart Trophy and the Pearson

Award, as well as being named to the NHL's First All-Star Team. His 24 points in 23 playoff games helped the Lightning win the franchise's first Stanley Cup championship.

St. Louis enjoyed his most productive season offensively in 2006-07. He finished with career highs in goals (43) and points (102) and added the Lady Byng Trophy as the league's most gentlemanly player. The next season, his 99 points placed him second in league scoring, and again, he was the recipient of the Lady Byng. He took home the award a third time in 2012-13.

Prior to the 2013-14 season Martin was named captain of the Lightning, but in March 2014, St. Louis waived his no-trade clause for a deal to the New York Rangers.

He played his final NHL season in 2014-15, retiring that summer. He played 1,134 regular season games through his 16 NHL seasons, scoring 391 goals and adding 642 assists for 1,033 points. In playoff action, he scored 42 goals, 48 assists and 90 points in 107 games.

Martin took home a gold medal from the 2004 World Cup, silver medals from the 2008 and 2009 World Championships and played in the 2006 and 2014 Winter Olympic Games, earning a gold medal in the latter tournament. The University of Vermont retired his number 8 in 2016 and the Tampa Bay Lightning retired his number 26 in January 2017.

SERGEI MAKAROV - INDUCTED 2016 - PLAYER 1989-93

Born on June 1, 1958 in Chelyabinsk, USSR, Makarov first gained prominence by starring for Russia and winning gold at the 1977 and 1978 World Junior Championships. The skilled winger also participated in 11 World Championships, capturing gold eight times; the 1984 and 1987 Canada Cups; three Olympic tournaments where he twice took home the gold medal; four NHL tours by the Red Army; and the 1987 Rendez-vous series against the NHL All-Stars.

During this time, he was often teamed with Vladimir Krutov and Igor Larionov on the feared "KLM Line," arguably the world's best unit at that time. Sergei won the Izvestia Trophy nine times as the top scorer in the Soviet league.

Originally drafted 241st overall by the Calgary Flames in 1983, Makarov was one of the first Soviet stars to join the NHL when he made his debut in 1989-90. Oddly enough, his first duty with his new club took place in the USSR during the Friendship Tour which saw the Flames play several Soviet clubs as part of their exhibition season. When the NHL season began, the veteran sniper had little difficulty adjusting. He recorded 86 points (24 goals and 62 assists) and was presented with the Calder Trophy as the league's best rookie.

Makarov continued to produce points with the Flames for three more years, accumulating 94 goals and 198 assists for 292 points in 297 games, before being traded to the Hartford Whalers in June 1993. A few days later, he was sent to the San Jose Sharks where he was reunited with Igor Larionov to start the 1993-94 season. He sat out the 1995-96 season then signed as a free agent with the Dallas Stars, but played just four games in 1996-97 before joining Fribourg Gotteron of the Swiss League to complete the season.

Sergei Makarov scored 134 goals and 250 assists for 384 points in 424 regular season NHL games, and added 12 goals and 11 assists in 34 playoff games. In 519 games in the Soviet Championship League, he recorded 322 goals, 388 assists for 710 points. In 2001, Sergei was inducted into the IIHF Hall of Fame and in 2008, he was named to the IIHF All Centennial Team.

PHIL HOUSLEY - INDUCTED 2015 - PLAYER 1994-96, 1998-2001

Drafted in the first round, 6th overall, in the 1982 NHL Draft by the Buffalo Sabres, Phil Housley moved directly to the NHL at age 18 and was runner-up for the Calder Memorial Trophy as the NHL's top rookie in 1983. After eight seasons with the Sabres, the native of Saint Paul, Minnesota played three years with the Winnipeg Jets and another with the St. Louis Blues before being acquired by the Calgary Flames on July 4, 1994. In his first of two stints with the Flames, Housley recorded 24 goals and 95 points

in 102 games split over two seasons. He rejoined Calgary to start the 1998-99 season and recorded 26 goals and 143 points over his next 226 games with the Flames. Housley's last season as a member of the Flames ended in 2000-01, and he finished his career in 2002-03 as a member of the Toronto Maple Leafs. In all, Housley scored 50 of his 338 career goals and 238 of his 1,232 points with the Flames, and represented Calgary at the 2000 NHL All-Star Game, one of seven career appearances.



DOUG GILMOUR - INDUCTED 2011 - PLAYER, 1988-92

On June 28, 2011, it was announced that Douglas Robert Gilmour would be honoured with induction into the Hockey Hall of Fame. He was born June 25, 1963 in Kingston, Ontario, and had a 20-year NHL career.

In 1980-81, his first year with the Cornwall Royals (OHL), Gilmour was 5'9" and 150 pounds. After an early injury curtailed his effectiveness in Cornwall's 1981 Memorial Cup championship, he returned to score 46 goals and 119 points in 1981-82.

Cornwall repeated as Memorial Cup champions and Gilmour, who had been passed over in his first year of draft eligibility, was selected by the St. Louis Blues in the seventh round, 134th overall. He was returned to junior hockey by the Blues for the 1982-83 season and set the OHL on fire with 70 goals and 177 points, capturing the Eddie Powers Trophy as the OHL's leading scorer. He set a record with a 55 consecutive game scoring streak and was named the league's most valuable player.

St. Louis signed him and he joined the team two weeks before the 1983-84 season. The Blues' captain at the time, Brian Sutter, nicknamed Gilmour 'Killer' for his intensity.

After three full seasons hovering around 50 points, Gilmour began to play a more open game and during the 1986 playoffs, he had 21 points in 19 games when the Blues came within a game of advancing to the Stanley Cup Final. The next season, 1986-87, he finished the regular schedule with a career-high 42 goals and 105 points and was selected to represent Team Canada at the 1987 Canada Cup. He scored two important goals in the series against the Soviet Union and was instrumental in Canada's victory at the tournament.

After another solid season in St. Louis, Gilmour was traded to the Calgary Flames at the beginning of the 1988-89 campaign. In Calgary, Gilmour continued his strong play in the playoffs, adding 22 points in 22 games as the Flames won the Stanley Cup in 1989. Gilmour scored the series-winning goal in Game Six of the Final against Montreal. Halfway through

the 1991-92 season he was traded to the Toronto Maple Leafs in a blockbuster deal involving 10 players; the largest trade in league history. Gilmour set a Leafs franchise record with 127 points in his first full season with Toronto in 1992-93. He became only the second Leaf after Darryl Sittler to register over 100 points in a season and also led the team to within a game of the Stanley Cup Final, placing second in playoff scoring and leading the league with 25 assists. Gilmour placed second to Mario Lemieux in the race for the Hart Trophy as the league's most valuable player but won the Selke Trophy as the top defensive forward, a remarkable achievement for a player with such offensive numbers.

Gilmour had 111 points the next season, earning his second consecutive spot in the All-Star Game. He once again led the Leafs to the semi-finals in the playoffs. Gilmour was named the team captain in 1994-95 before the lockout-shortened season and remained a popular player in Toronto even as the team began to struggle. When the Leafs went into rebuilding mode midway through the 1996-97 season, Gilmour was sent to the New Jersey Devils. He spent one full season with the defence-oriented Devils and was signed as a free agent by the Chicago Blackhawks in the summer of 1998.

In the spring of 2000, he was traded to the Buffalo Sabres, then signed on as a free agent with the Montreal Canadiens in October 2001 and went on to play parts of two seasons with the Habs before he was dealt back to Toronto at the trade deadline in 2003.

He officially announced his retirement on September 8, 2003. Gilmour registered 1,414 points on the strength of 450 goals and 964 assists in 1,474 regular season games. He added 188 points (60 goals and 128 assists) in 182 playoff games.

On January 31, 2009, Gilmour became the 17th player to be honoured by the Toronto Maple Leafs when his number 93 was raised to the rafters of the Air Canada Centre.

JOE NIEUWENDYK - INDUCTED 2011 - PLAYER, 1986-95

On June 28, 2011, it was announced that Joe Nieuwendyk would be honoured with induction into the Hockey Hall of Fame. Born in Oshawa, Ontario on September 10, 1966, and then raised in neighbouring Whitby, Joe Nieuwendyk played college hockey at Cornell University in New York State. Nieuwendyk spent three years on the Ivy League school's team and was twice named to the ECAC's First All-Star Team (1986 and 1987). He was also selected as an All-American in both years.

In 1985, after Nieuwendyk's freshman year at Cornell, the Calgary Flames were sufficiently impressed to draft him in the second round, 27th overall. In his first full season as a Flame (1987-88), the young centre scored 51 goals and 92 points, becoming only the second NHL player after Mike Bossy to score 50 goals in his rookie season. Nieuwendyk's totals also included an eye-popping 31 power-play goals and 8 game-winners, and he was rewarded with the Calder Trophy as the league's top rookie.

In Nieuwendyk's second season with the Flames he won the Stanley Cup, again scoring 51 goals. In 1991, he was named captain of the Flames. When knee problems prevented Nieuwendyk from playing early in the 1995-96 season, the Flames found few takers on the trade market. Finally, in December 1995, the Flames traded Nieuwendyk to the Dallas Stars for Jarome Iginla and Corey Millen.

Nieuwendyk missed most of the 1998 playoff due to a knee injury. However, in 1999, his health and luck returned as Nieuwendyk scored 6 game-winning goals in the playoffs to lead the Stars to victory over the Buffalo Sabres in the Stanley Cup Finals. That spring, he was recipient of the Conn Smythe Trophy as the playoff MVP.

Nieuwendyk went on to play parts of two more seasons with the Stars before he was traded to the New Jersey Devils. Following his arrival in New Jersey, Nieuwendyk reached numerous milestones, including the 500-goal plateau, 500 assists and 1,000 points.

In 2003, Nieuwendyk earned his third career Stanley Cup ring despite missing the Devils' Final due to injury. Later that summer he signed as a free agent with the Toronto Maple Leafs where he suited up for one season before opting to move on to the Florida Panthers in the summer of 2005.

Nieuwendyk's first season with the Florida Panthers saw the centre tally 56 points in 65 games, however, the club failed to qualify for the playoffs that spring. Due to chronic back problems, Nieuwendyk retired three months into his second season with the Panthers.

Joe Nieuwendyk left the NHL as one of the most respected players of his time, collecting 564 goals and 562 assists for 1,126 points through 1,257 regular season games. In playoff action, he added 66 goals and 50 assists for 116 points in 158 games.

Besides three Stanley Cup championships, Nieuwendyk won the Calder Trophy in 1988, the King Clancy Trophy (for dedication to his community) in 1995 and the Conn Smythe Trophy in 1999.

On the international stage, Nieuwendyk represented Canada at the 1986 World Junior Championships, at the 1990 World Championships, and is a two-time member of Canada's Winter Olympic team (1998 and 2002).



DARYL K. "DOC" SEAMAN - INDUCTED 2010 - OWNER, 1980-2009

On June 22, 2010, it was announced that Daryl K. "Doc" Seaman, a founding owner of the Calgary Flames, would be inducted into the Builder Category in the Hockey Hall of Fame.

Doc Seaman was born in Rouleau, Saskatchewan. He became one of Alberta's most successful oilmen and industrialists through his company, Bow Valley Industries, along with many other ventures. He and his brothers, B.J. and Don Seaman, were among the first wave of adventurous oilmen who pioneered the industry after the Second World War. Doc Seaman's war record was itself remarkable; he flew 82 successful combat missions out of North Africa as a sub-hunting pilot, earning a Government of France citation for bravery.

An original Calgary Flames owner, Doc Seaman followed the team passionately. Besides bringing the Flames to Calgary, he was a key player in building the Saddledome and bringing the 1988 Olympic Winter Games to Calgary.

A true hockey fan, Doc Seaman joined a small group of visionaries to save Canadian hockey from mediocrity at a time when the European game was becoming dominant. Canada's five straight junior hockey gold medal wins have their roots in Project 75, now called the Seaman Hotchkiss Hockey Foundation. He was a strong supporter of Hockey Canada's grassroots development program.

Among his numerous awards and achievements, Doc Seaman was the founding governor of the Hockey Canada Foundation in 1979; named an Officer, Order of Canada in 1993; elected to the Alberta Sports Hall of Fame in 2007; and received the Alberta Order of Excellence in 2008.

Doc Seaman became the second member of the Flames ownership group to be elected to the Hockey Hall of Fame. Harley N. Hotchkiss received the honour as a member of the Class of 2006. Daryl K. "Doc" Seaman passed away on Sunday, January 11, 2009, at the age of 86.

AL MACINNIS - INDUCTED 2007 - PLAYER, 1981-94

On November 12, 2007, Al MacInnis became the 10th member in the history of the Calgary Flames organization to be honoured with induction into the Hockey Hall of Fame.

Born Allan MacInnis on July 11, 1963, in Port Hood, Nova Scotia, he played junior hockey for the Kitchener Rangers beginning in 1980-81. During the summer of 1981, MacInnis was drafted in the first round, 15th overall, by the Flames. Although he played a handful of games for the Flames in both 1981-82 and 1982-83, MacInnis continued his junior career, which included a Memorial Cup championship in 1982.

After spending the early part of the 1983-84 season with the CHL's Colorado Flames, MacInnis became a full-time member of the Calgary

Flames blue line later that season, playing 51 games and scoring 11 goals and 34 assists for 45 points.

MacInnis spent 13 seasons with Calgary before moving to St. Louis, but left Alberta having evolved into one of the most effective defencemen in the NHL. While with the Flames, he played in eight All-Star Games, but more importantly, was a key component of a Stanley Cup championship for Calgary in 1989, the first in franchise history. For his contributions in the playoffs that spring, including 7 goals and 24 assists in 22 games, MacInnis was awarded the Conn Smythe Trophy. In 803 games played, MacInnis recorded 822 points as a member of the Flames. He also holds the career franchise record for assists (609).

HARLEY N. HOTCHKISS - INDUCTED 2006 - OWNER, 1980-2011

On June 28, 2006, Flames co-owner Harley Hotchkiss received the prestigious honour of election to the Hockey Hall of Fame. Hotchkiss, the youngest of six children, was raised on a farm near Tillsonburg, Ontario. He spent his winters on the pond playing hockey, emulating his beloved Toronto Maple Leafs. His idol was Syl Apps. In addition to dreaming of playing in the NHL, the young Hotchkiss also planned a second career in the business world, just in case. The game of hockey was the beneficiary of Harley's practical side as he used his business success to ensure the growth and development of hockey in Canada.

An original member of the Flames ownership group, Harley Hotchkiss was among the group of local businessmen who introduced the National Hockey League to the City of Calgary in the spring of 1980. The pinnacle of their storied history occurred in 1989 when the Flames captured the Stanley Cup. Of his numerous contributions to the game, one of his most notable efforts and role on behalf of the NHL were to find a resolution to the NHL labour dispute that forced the cancellation of the 2004-05 season. Hotchkiss served six two-year terms as chairman of the NHL Board of Governors.

Harley Hotchkiss was an avid supporter of Hockey Canada and through his efforts the Flames continue to make annual financial contributions to Hockey Canada for the development and growth of the game. With the investment in bringing the NHL to Calgary, the purchase of the Flames funded the creation of the Centre of Excellence that offered coaching clinics, research in hockey development and sports injuries as well as athletic scholarships to Canadian universities. The introduction of Project 75, now known as the Seaman Hotchkiss Hockey Foundation, contributed over \$8 million that is distributed by Hockey Canada to benefit the game throughout the country.

His involvement in hockey reached from the grassroots to the top branch. As a young college athlete at Michigan State University, Harley Hotchkiss was a member of the 1950 Spartans varsity hockey club. His generosity for other like-minded hockey people was continuously demonstrated through his contributions for the construction of hockey arenas throughout Canada including Fox Valley, Saskatchewan, and Aylmer, Ontario. Harley Hotchkiss passed away on Wednesday, June 22, 2011.



HOCKEY HALL OF FAME

Brookfield Place, 30 Yonge Street, Toronto, Ontario | Phone: 416-360-7765 | www.hhof.com

PETER MAHER - INDUCTED 2006 - PLAY-BY-PLAY

Calgary Flames play-by-play man Peter Maher was honoured by the Hockey Hall of Fame as the winner of the 2006 Foster Hewett Memorial Award. Maher was the voice of the Flames from 1981 until his retirement following the 2013-14 season. A native of Campbellton, New Brunswick, Maher's success as a hockey play-by-play voice led to his induction into the New Brunswick Sports Hall of Fame in 1996. Maher has also called

World Championship games, six NHL All-Star games, and the Stanley Cup Finals in 1980, 1986, 1989 and 2004.

The award, named in honour of the late Foster Hewett, is presented in recognition of members of the radio and television industry who have made outstanding contributions to their profession and to the game of hockey.

CLIFF FLETCHER - INDUCTED 2004 - GENERAL MANAGER, 1972-91

After an outstanding 48-year career that continues in the NHL, Cliff Fletcher was elected to the Hockey Hall of Fame as a Builder in 2004. Fletcher began his hockey career in 1956 with the Montreal Canadiens organization, starting as a scout under Sam Pollock. He joined the St. Louis Blues, eventually earning the role of Assistant General Manager, and helped manoeuvre the Blues into the Stanley Cup Final during the first three years of the franchise's existence. Fletcher was hired as the inaugural General Manager of the Atlanta Flames. He helped orchestrate the franchise's subsequent move from Atlanta to Calgary in time for the 1980-81 season. During Fletcher's regime with the Flames, his teams made the playoffs 16 straight seasons and finished first in their division in 1987-88, 1988-89 and 1989-90. In 1988-89, the Calgary Flames won the Stanley Cup.

Lured to Toronto in 1991, Fletcher spent six seasons as chief operating officer, president and general manager of the Maple Leafs. He was named the 1993 Executive of the Year by The Hockey News. As a team, Toronto improved by an incredible 32 points from 67 points in 1991-92 to a franchise-high 99 points in 1992-93. Following two seasons with the Tampa Bay Lightning as senior advisor to the General Manager, Fletcher was hired by the Phoenix Coyotes as executive vice-president and general manager. He is currently a senior advisor for the Toronto Maple Leafs.

GRANT FUHR - INDUCTED 2003 - PLAYER, 1999-2000, GOALTENDING CONSULTANT, 2000-02

Following a career that saw him attain over 400 NHL wins and amass five Stanley Cup championships, fittingly, Grant Fuhr was elected to the Hockey Hall of Fame in his first year of eligibility. Although all five Cups (1984, 1985, 1987, 1988, 1990) were collected while backstopping the Edmonton Oilers, Fuhr completed his career as a member of the Calgary Flames.

On October 22, 1999, the Flames defeated the Florida Panthers and Fuhr attained his 400th career win and became only the sixth goaltender in NHL history to reach that milestone. Fuhr's accomplishments include six All-Star Game appearances, Vezina Trophy (1987), Jennings Trophy (1994) and two Canada Cup titles (1984 and 1987).

JOE MULLEN - INDUCTED 2000 - PLAYER, 1985-90

In 345 career games with Calgary (1985-86 to 1989-90), Mullen recorded 388 points (190 G, 198 A). In 17 NHL seasons (1979-80 to 1996-97) with St. Louis, Calgary, Pittsburgh and Boston, the three-time Stanley Cup winner recorded 1,063 points (602 G, 561 A) in 1,062 games.

Mullen played in three NHL All-Star games (1989, 1990 and 1994). He has won the Lady Byng Trophy (1987, 1989), NHL First All-Star Team (1989), NHL +/- Leader (1989), and the Lester Patrick Trophy (1995).

MICHEL GOULET - INDUCTED 1998 - SCOUT, 2010-16

Michel Goulet, a native of Peribonka, Quebec, played 1,089 regular season NHL games scoring 548 goals, 604 assists for 1,152 points and 825 penalty minutes. He started his pro career with the Birmingham Bulls in the World Hockey Association in 1978-79. Following the NHL/WHA merger, Goulet was declared eligible for the 1979 Entry Draft and was selected by the Quebec Nordiques. He spent 11 seasons with the Nordiques before being traded to the Chicago Blackhawks during the 1989-90 season. Goulet was inducted into the Hockey Hall of Fame in 1998, alongside former teammate Peter Stastny.

Goulet's number 16 was retired by the Nordiques before a large crowd at le Colisée de Québec where he enjoyed his most productive years. Goulet won two Stanley Cups with the Colorado Avalanche in 1996 and 2001 as director of player personnel.



HOCKEY HALL OF FAME

Brookfield Place, 30 Yonge Street, Toronto, Ontario | Phone: 416-360-7765 | www.hhof.com

GUY LAPOINTE - INDUCTED 1993 - ASSISTANT COACH & SCOUT, 1990-99

Lapointe played 16 seasons in the NHL with the Montreal Canadiens, St. Louis Blues and Boston Bruins. One of the great players in the history of the game, Lapointe captured six Stanley Cup championships with the Canadiens (1971, 1973, 1976, 1977, 1978 and 1979). Lapointe, along

with teammates Serge Savard and Larry Robinson, formed one of the top defence corps in the NHL. In 884 career games, Lapointe recorded 622 points (171 G, 451 A).

LANNY MCDONALD - INDUCTED 1992 - PLAYER, 1981-89, MANAGEMENT, 1989-2003

On September 21, 1992, Lanny McDonald became the first Calgary Flames player to be inducted into the Hockey Hall of Fame. McDonald finished his NHL career with 500 goals, 506 assists and 1,006 points in 1,111 games—all milestone achievements. He played 492 career games with the Flames recording 406 points (215 G, 191 A). McDonald won the

Bill Masterton Trophy (1982-83), the King Clancy Memorial Trophy (1987-88) and was named NHL Man-of-the-Year in 1988-89. He still holds the Flames record for most goals in a season (66 G, 1982-83) and scored the go-ahead goal in Calgary's Stanley Cup clinching win at Montreal in 1989.

BOB JOHNSON - INDUCTED 1992 - HEAD COACH, 1982-87

Robert "Badger Bob" Johnson was one of hockey's greatest boosters both in Calgary and throughout North America. He led Calgary to the franchise's first 40-win season in 1984-85 and posted a Flames coaching record of 193-155-52 in 400 games. Johnson posted a career coaching record of

234-188-58 with Calgary (1982-83 to 1986-87) and Pittsburgh (1990-91). He led the Penguins to a Stanley Cup championship in 1991. "It's a great day for hockey" is a remark hockey fans will always remember.

GLENN HALL - INDUCTED 1975 - GOALTENDING CONSULTANT, 1988-2000

During his 18 seasons in the NHL, Glenn "Mr. Goalie" Hall posted a 2.51 GAA and was consistently recognized as a top goaltender, being selected to the All-Star Team 11 times. Hall led the NHL in shutouts for six seasons, including his rookie campaign when he won the Calder Trophy and had 84 regular season career shutouts. Hall still holds the record

for most consecutive games by a goaltender, with 502, and appeared in 906 league games. He captured three Vezina Trophies, the Conn Smythe Trophy, one Stanley Cup and 13 All-Star Game appearances. In 1988 the Chicago Blackhawks retired Hall's jersey.



NHL ALL-STAR SELECTIONS

PLAYERS VOTED TO END OF SEASON 1ST OR 2ND ALL-STAR TEAM

MARK GIORDANO	2018-19 (Calgary) 1st	JOE MULLEN	1988-89 (Calgary) 1st
JAROME IGINLA	2008-09 (Calgary) 1st	HAKAN LOOB	1987-88 (Calgary) 1st
	2007-08 (Calgary) 1st	THEOREN FLEURY	1994-95 (Calgary) 2nd
	2003-04 (Calgary) 2nd	GARY SUTER	1987-88 (Calgary) 2nd
	2001-02 (Calgary) 1st	LANNY McDONALD	1982-83 (Calgary) 2nd
DION PHANEUF	2007-08 (Calgary) 1st	BRAD McCRIMMON	1987-88 (Calgary) 2nd
MIIKKA KIPRUSOFF	2005-06 (Calgary) 1st	MIKE VERNON	1988-89 (Calgary) 2nd
AL MacINNIS	1993-94 (Calgary) 2nd		
	1990-91 (Calgary) 1st		
	1989-90 (Calgary) 1st		
	1988-89 (Calgary) 2nd		
	1986-87 (Calgary) 2nd		

YOUNG STARS GAME

2003-04	Matthew Lombardi
2002-03	Jordan Leopold
2001-02	Robyn Regehr

NHL ALL-ROOKIE TEAMS

2014-15	Johnny Gaudreau	1987-88	Joe Nieuwendyk
2005-06	Dion Phaneuf	1985-86	Gary Suter
1997-98	Derek Morris	1983-84	Hakan Loob
1996-97	Jarome Iginla	1983-84	Jamie Macoun
1989-90	Sergei Makarov		

ALL-STAR GAME APPEARANCES

2018-19	Johnny Gaudreau, Bill Peters (Coach)	1989-90	Al MacInnis, Joe Mullen, Joe Nieuwendyk, Mike Vernon
2017-18	Johnny Gaudreau, Mike Smith	1988-89	Joe Mullen, Gary Suter, Joe Nieuwendyk, Mike Vernon
2016-17	Johnny Gaudreau	1987-88	Al MacInnis, Brad McCrimmon, Gary Suter, Joe Nieuwendyk, Mike Vernon
2015-16	Mark Giordano, Johnny Gaudreau	1986-87	Rendezvous '87
2014-15	Mark Giordano, Johnny Gaudreau	1985-86	Gary Suter
2011-12	Jarome Iginla	1984-85	Al MacInnis, Paul Reinhart
2008-09	Jarome Iginla	1983-84	Lanny McDonald
2007-08	Jarome Iginla (Named Team Captain for Western Conference), Dion Phaneuf	1982-83	Lanny McDonald
2006-07	Miikka Kiprusoff, Dion Phaneuf	1981-82	Pekka Rautakallio
2003-04	Jarome Iginla	1980-81	Kent Nilsson
2002-03	Jarome Iginla	1979-80	Kent Nilsson (Atlanta)
2001-02	Jarome Iginla	1978-79	Challenge Cup
1999-00	Valeri Bure, Phil Housley	1977-78	Bill Clement (Atlanta)
1998-99	Theoren Fleury	1976-77	Tom Lysiak, Eric Vail (Atlanta)
1997-98	Theoren Fleury	1975-76	Curt Bennett, Tom Lysiak (Atlanta)
1996-97	Theoren Fleury	1974-75	Curt Bennett, Tom Lysiak (Atlanta)
1995-96	Theoren Fleury	1973-74	Al McDonough (Atlanta)
1994-95	No All-Star Game	1972-73	Randy Manery (Atlanta)
1993-94	Al MacInnis, Joe Nieuwendyk		
1992-93	Gary Roberts, Mike Vernon		
1991-92	Gary Roberts, Al MacInnis, Theoren Fleury		
1990-91	Al MacInnis, Theoren Fleury, Gary Suter, Mike Vernon		

FLAMES ALL-TIME TROPHY WINNERS




NHL PLAYER FOUNDATION AWARD
 OUTSTANDING CHARITABLE AND COMMUNITY WORK
 2015-16 | Mark Giordano
 2003-04 | Jarome Iginla



MARK MESSIER LEADERSHIP AWARD
 BEST LEADER
 2008-09 | Jarome Iginla




JACK ADAMS AWARD
 COACH OF THE YEAR
 2014-15 | Bob Hartley



VEZINA TROPHY
 BEST GOALTENDER
 2005-06 | Miikka Kiprusoff



JAMES NORRIS MEMORIAL TROPHY
 BEST DEFENCEMAN
 2018-19 | Mark Giordano




WILLIAM M. JENNINGS TROPHY
 FEWEST GOALS AGAINST
 2005-06 | Miikka Kiprusoff




MAURICE "ROCKET" RICHARD TROPHY
 MOST GOALS
 2003-04 | Jarome Iginla
 2001-02 | Jarome Iginla



LESTER B. PEARSON AWARD
 MVP-VOTED BY PLAYERS
 2001-02 | Jarome Iginla




ART ROSS TROPHY
 MOST POINTS
 2001-02 | Jarome Iginla



BILL MASTERTON TROPHY
 DEDICATION
 1995-96 | Gary Roberts
 1982-83 | Lanny McDonald




CONN SMYTHE TROPHY
 PLAYOFF MVP
 1988-89 | Al MacInnis



LADY BYNG TROPHY
 SPORTSMANSHIP COMBINED WITH HIGH LEVEL OF PLAY
 2016-17 | Johnny Gaudreau
 2014-15 | Jiri Hudler
 1988-89 | Joe Mullen
 1986-87 | Joe Mullen
 1978-79 | Bob MacMillan



KING CLANCY AWARD
 HUMANITARIAN CONTRIBUTION
 2003-04 | Jarome Iginla
 1994-95 | Joe Nieuwendyk
 1987-88 | Lanny McDonald



CALDER MEMORIAL TROPHY
 TOP ROOKIE
 1989-90 | Sergei Makarov
 1987-88 | Joe Nieuwendyk
 1985-86 | Gary Suter
 1976-77 | Willi Plett
 1974-75 | Eric Vail

ALKA-SELTZER TROPHY PLUS/MINUS AWARD - 1990-91 | Theoren Fleury (tie) 1988-89 | Joe Mullen 1987-88 | Brad McCrimmon

CALGARY FLAMES FOUNDATION



BECAUSE OF YOU, OVER \$36 MILLION HAS BEEN DONATED SINCE INCEPTION

The Calgary Flames Foundation strives to improve the lives of southern Albertans through the support of health and wellness, education and amateur and grassroots sports. Thank you for your support of the Calgary Flames' charitable arm.



Rotary/Flames House



CALGARY FLAMES FOUNDATION



WHAT WE DO

OUR THREE PILLARS

The Calgary Flames Foundation has several annual commitments in support of Education, Health and Wellness, and Amateur and Grassroots Sports.

This year the Calgary Flames Foundation distributed over \$3.8 million to annual projects and to donations to southern Alberta charities in need.



HEALTH + WELLNESS

2018-19:

\$2,127,245



EDUCATION

2018-19:

\$141,081



AMATEUR + GRASSROOTS SPORTS

2018-19:

\$1,547,274

GRAND TOTAL: \$3,815,600

CALGARY FLAMES FOUNDATION



REMOVING BARRIERS

MAKING HOCKEY MORE ACCESSIBLE TO FAMILIES
IN CALGARY AND SURROUNDING AREAS.

flames **evenstrength** program
CALGARY FLAMES FOUNDATION



FLAMES EVENSTRENGTH PROGRAM

Flames EvenStrength Program (FESP) in partnership with Hockey Calgary and KidSport Calgary helps to alleviate the cost of playing hockey for children in our community facing financial barriers to participating in organized sports.

Access to hockey in Calgary and area has never been better. If you want to play, we want to help make it happen. Financial barriers with respect to registration and equipment costs should not keep youth from getting into the game this season.



COMRIE'S SPORTS EQUIPMENT BANK

Comrie's Sports Equipment Bank's primary goal is to gather, recycle and redistribute equipment at no cost to kids who would otherwise be denied the opportunity to participate in sports. Comrie's Sports Equipment Bank opened in August of 2014 to provide no cost gently used equipment to qualified families across Southern Alberta. Comrie's is here to help eliminate the cost barrier specific to equipment for families in need.



CALGARY FLAMES COMMUNITY HOUSE LEAGUE

This house league provides recreational players the opportunity to play organized hockey that is affordable, fun and safe with only a moderate time commitment, allowing for participation in other social, academic or recreational activities.

It also provides players with limited skills and knowledge an introduction to the game in a less intimidating format. One game and one practice a week and no fundraising requirements.



CALGARY FLAMES NOVICE PROGRAM

Launched in 2015, the Flames Foundation Novice Hockey Program with Hockey Calgary helps alleviate costs associated with playing minor hockey for the novice age category.



HEROS

The premise of HEROS is to use the game of hockey as a catalyst to attract vulnerable children and youth to a program offering support for education, self-esteem building, and life skills training. HEROS works with local schools to determine the kids who will benefit most from the program.

Children from Calgary high-need communities who are in grade four or five, who are faced with significant social and/or emotional challenges and who struggle at home, at school, or in the community, are all eligible to participate in HEROS.



SUPER HEROS

Super HEROS launched last season with support from the Flames Foundation. Super HEROS program is a free program that provides an adapted on-ice curriculum for boys and girls with cognitive and physical challenges aged 7-17.

COMMUNITY RELATIONS



Since its creation in 1983, the Calgary Flames Foundation has served as the charitable arm of the Calgary Flames Hockey Club, offering much-needed funding to varied and far-reaching charities. Continuously evolving over its years in operation, the Flames Foundation now provides millions of dollars in contributions to these key pillars: amateur and grassroots sports, health and wellness and education. In keeping with the original mandate of the ownership group, the Calgary Flames Foundation strives to bring positive change to the lives of thousands of southern Albertans.

READING... GIVE IT A SHOT!

Entering its 23rd season, the Reading... Give It a Shot! program promotes the importance of literacy for Grades 4, 5 and 6 students and rewards them with Flames-themed hockey cards for every 100 minutes of reading.

Alongside the Calgary Educational Partnership Foundation (CEPF), the schools that participate in the program are entered into a draw to receive a visit from Flames players. Players do school visits where they answer questions from the students and speak about the positive effects of literacy.

Harvey the Hound also promotes literacy to younger students eager to participate in the program, with his own set of collectable cards that students from kindergarten through Grade 3 can collect for achieving their own reading goals.

Over 26,000 students participated last season in both programs.

For more information or to get your school involved, please visit www.cepfoundation.com



WHEELCHAIR HOCKEY

Going into its 40th year, Calgary Flames players will once again go up against the mighty Townsend Tigers of the Alberta Children's Hospital in a game of wheelchair hockey. Despite the players' immense talent on the ice, the Flames have yet to defeat the Tigers in what has become a staple in the Calgary sports calendar. Following the game, the players sign autographs for the champions.

The Flames versus Tigers tradition began in 1981 and despite their defeats in the gym, the Flames are still winners at the Alberta Children's Hospital. The Calgary Flames Foundation and the Rotary Clubs of Calgary teamed up to donate \$2.5 million to help build Alberta's first hospice facility for children. Right next door to the Alberta Children's Hospital, Rotary/Flames House helps families who are in need of respite and palliative care.



ANNUAL HOLIDAY VISIT TO THE ALBERTA CHILDREN'S HOSPITAL

Around the holiday season, the Calgary Flames make their annual visit to the Alberta Children's Hospital visiting young patients, along with distributing toys and signing autographs. The players also participate in an arts and crafts activity with a group of children from the hospital as well as make individual room visits.

PUMPKIN CARVING

Every Halloween, Calgary Flames players and their significant others team up with families at the Ronald McDonald House to take part in carving pumpkins.

Ronald McDonald House® Southern Alberta provides a home away from home for out-of-town families with sick children receiving medical attention in a Calgary hospital.



CALGARY FLAMES HEALTH TRAINING CAMP

Five years ago the Calgary Flames Foundation created the Flames Health Training Camp. This event provides free health assessments from local physicians and technicians as well as access to health and wellness and informative details about local sports groups.

FLAMES/YMCA GRADE 6 PROGRAM

All Grade 6 students can head to any YMCA to sign up for a free membership courtesy of the Calgary Flames Foundation. You'll also receive a free intro Flames package. Register at any YMCA location.

FLAMES@SCHOOL

Teachers and parents—we want your kids to work out and eat right! Head to flamesatschool.com for information and material that you can use at home or in the classroom to help kids develop a healthier lifestyle.

All content is exclusive Flames material that you cannot get anywhere else!

FLAMES FUTURE GOALS

Students are able to engage with a web-based course that leverages hockey to teach foundational Math and Science concepts. This no-cost resource covers topics such as rates and ratios, states of matter, force and energy, and careers in STEM.

For more information on how to participate, please visit the Calgary Flames Foundation at: CalgaryFlamesFoundation.com



PLAYER PROGRAMS



Through active community and player relations, the Calgary Flames endeavour to develop and implement impactful and high profile community relations programs while establishing relationships with schools, youth sports, minor hockey and other charitable foundations. While the Flames team programs continue to give back to the community, many Flames players also have personal commitments to charities and initiatives, with the Flames Foundation matching each player's donations up to \$25,000. The players listed below have taken on additional personal commitments.

T.J. BRODIE – SKATE IN STRIDES

T.J. Brodie continues to grow his Skate In Strides program alongside CARSTAR Collision and Glass Service in support of Cystic Fibrosis (CF) Canada. Known for his effortless skating, Brodie has created custom made skate guards and a Skate In Strides branded Calgary Flames hat with all proceeds being matched by Brodie and the Calgary Flames Foundation in support of Brodie's cousin who has CF. Now in its sixth season, hats and skate guards are sold at Calgary Flames FanAttic stores, CARSTAR Calgary locations and online at flamesport.com. Since its inception in 2014, Brodie's Skate In Strides initiative has raised over \$200,000 in support of Cystic Fibrosis Canada. Brodie continues to also donate his time to CF by appearing at the Wrapping for a Cure event at Market Mall where shoppers have the opportunity to have their Christmas presents wrapped in exchange for making a donation to Cystic Fibrosis Canada.



MIKAEL BACKLUND – THE ALS SOCIETY OF ALBERTA

Mikael Backlund continues to align himself with the ALS Society of Alberta, an organization near to Backlund and his girlfriend Frida's hearts. In partnership with KPMG, Backlund will donate \$200 for every point earned this season to the ALS Society of Alberta and will act as a spokesperson for the organization, attend events and promote their cause. Each month, Mikael and Frida will invite two families who are dealing with ALS to a Flames home game where they will receive lower bowl seats along with a post-game meet and greet with Mikael. Backlund also has a close relationship with both the Kids Cancer Care Foundation of Alberta and Special Olympics Calgary and will continue to support them by attending various events, donating tickets along with participating in Special Olympics floor hockey practices.



MARK GIORDANO – TEAM GIORDANO

Mark Giordano and his wife Lauren continue to partner with the Calgary Board of Education on their Team Giordano community program. The initiative provides resources to four low-income Calgary schools to assist in meeting student needs and support personal student development. The funding supports the purchase of new computers, floor hockey equipment, school supplies and each child's own journal together with a program that provides students mentorship opportunities developed and supported by Mark and Lauren. As a way to help students create and achieve their own goals, every student in each Team Giordano school is encouraged and provided support to complete the Gio Journal describing the "5 G's" Mark believes are the keys to success in all walks of life. Now in its sixth season, Team Giordano in partnership with Pizza 73 and the Calgary Italian Open, has donated over half a million dollars to its four schools, impacting the lives of 1,900 students.



SEAN MONAHAN – RONALD McDONALD HOUSE CHARITIES SOUTHERN ALBERTA

Sean Monahan is the official ambassador to Ronald McDonald House Charities® Southern Alberta. As an ambassador, Monahan will donate tickets and make regular visits to the house. Along with the tickets, the selected child and their family will have the opportunity to meet Sean following the game. This season Monahan donated \$20,000 to the House.



PLAYER PROGRAMS



TRAVIS HAMONIC – D-PARTNER PROGRAM, THE NORTHERN PROJECT AND CHARLIE’S CHILDREN

Travis Hamonic continues his efforts off the ice in supporting children who have lost a parent unexpectedly through “Hamonic’s D-Partner” program. Hamonic invites a child or families who have lost a parent unexpectedly, to attend a game. As his guest, they watch the action from Hamonic’s personal seats. Following the game, the guest(s) meet Hamonic, take pictures, and receive autographs and a Flames dressing room tour.

Prior to the start of the 2017-18 season, the native of St. Malo, Manitoba expanded his philanthropy by creating The Northern Project, a program that sees Indigenous children from the Canadian territories visit Calgary for a weekend on an all-expenses paid trip courtesy of the Hamonic’s. Being Métis himself, Travis holds his roots very close to his heart and through this, provides children and their families an opportunity they otherwise may not be able to experience. On three separate occasions this season, the Hamonic’s hosted a deserving child and their parent, with total expenses paid from Northern Canada.

At the beginning of the 2018-19 season Travis and his wife announced a new initiative titled Charlie’s Children. With support from partners like the Calgary Flames Foundation, Women In Need Society and West Coast Kids, the program provides financial help to new families struggling with costs associated with preparing for a child.



AUSTIN CZARNIK – HEROS HOCKEY

Austin Czarnik represents the Calgary Flames as their Hockey is for Everyone (HIFE) Ambassador. As an NHL and NHLPA initiative, through various platforms, Austin will reach out to underrepresented communities in Calgary and surrounding area. This includes being a part of Hockey Education Reaching Out Society (HEROS) which is a volunteer-driven charity that uses the game of ice hockey to teach life-skills and empower marginalized youth.



SAM BENNETT – BROWN BAGGING FOR CALGARY’S KIDS

Calgary Flames forward Sam Bennett, in partnership with Brown Bagging for Calgary’s Kids (BB4CK) and the Calgary Flames Foundation, has launched a unique community initiative to ensure every student in Calgary has a lunch at school. The fifth-year Flame set on a mission to raise awareness and funds for 25,000 lunches to help feed Calgary’s kids who would otherwise go without. Bennett proudly aligned with BB4CK as an official ambassador of the charity and alongside the Calgary Flames Foundation, donated \$20,000 to the cause to help feed over 4,400 children in 224 schools every school day.



JOHNNY GAUDREAU – KIDSPORT CALGARY

Gaudreau initiated a partnership with KidSport Calgary in 2017 donating \$1,000 for every goal scored to KidSport Calgary. The donation is matched by the Flames Foundation, resulting in a \$61,000 donation last season. Along with the donation, in partnership with Remington Development Corporation, the five-time All-Star hosts children from low-income families in a suite at select home games this season that will include the opportunity to meet Gaudreau after the game.



MATTHEW TKACHUK – ALBERTA CHILDREN’S HOSPITAL

Tkachuk has partnered with the Alberta Children’s Hospital to make appearances all season long with families and youth staying at the hospital. Tkachuk also donates tickets to youth and families staying at the hospital and makes special appearances at hospital events and fundraisers during the season.

2018-19 NHL AWARD

THE JAMES NORRIS MEMORIAL TROPHY



Photo by Bruce Bennett/Getty Images


Mark Giordano was named the 2019 recipient of the James Norris Memorial Trophy, which is an annual award given “to the defence player who demonstrates throughout the season the greatest all-round ability in the position.” The winner is selected in a poll of the Professional Hockey Writers’ Association. He is the franchise’s first ever recipient of the James Norris Memorial Trophy.

The trophy was presented to the NHL in 1953 by the four children of the late James E. Norris in memory of their father, owner-president of the Detroit Red Wings from 1932 to 1952. The first winner was Red Kelly of the Red Wings in 1954.

The voting is conducted at the end of the regular season, and each voter ranks the top five candidates on a 10-7-5-3-1 points system. Three finalists are named and the trophy is presented at the NHL Awards after the conclusion of the Stanley Cup Playoffs.

TEAM AWARDS

THE J.R. McCAIG MEMORIAL AWARD



This award honours two Calgary Flames personnel, a player and staff member, who best exemplify Mr. McCaig's enduring virtues of respect, courtesy and compassion for all individuals he encountered both in his professional and everyday life.

The 2018-19 J.R. McCaig Memorial Award recipients were Matthew Tkachuk and Jason Kelly.


PREVIOUS J.R. McCAIG MEMORIAL AWARD WINNERS

2017-18	Mikael Backlund Jason Barriere	2012-13	Lee Stempniak Geordie MacLeod	2007-08	Jarome Iginla Bob Godun
2016-17	Dougie Hamilton Jodie Schreiner	2011-12	Mark Giordano Art Hernandez	2006-07	Stephane Yelle Gail Miller
2015-16	T.J. Brodie Bernie Bajnok	2010-11	Tim Jackman Candice Goudie	2005-06	Robyn Regehr Mark Stiles
2014-15	Kris Russell Lori Warner	2009-10	Daymond Langkow Mike Duben		
2013-14	Matt Stajan Marc Leost	2008-09	Craig Conroy Luke Dauray		



TEAM AWARDS

THE RALPH AND SONIA SCURFIELD HUMANITARIAN AWARD



This award is presented annually to the Calgary Flames player who best exemplifies the qualities of perseverance, determination and leadership on the ice combined with dedication to community service.

The 2018-19 Ralph and Sonia Scurfield Humanitarian Award recipient was Travis Hamonic for the second consecutive season.

PREVIOUS RALPH AND SONIA SCURFIELD HUMANITARIAN AWARD WINNERS

2017-18	Travis Hamonic	2009-10	Craig Conroy	2000-01	Jarome Iginla	1992-93	Joel Otto
2016-17	Sean Monahan	2008-09	David Moss	1999-00	Robyn Regehr	1991-92	Bob Johnson
2015-16	Mark Giordano	2007-08	Dion Phaneuf	1998-99	Ed Ward	1990-91	Jamie Macoun
2014-15	Joe Colborne	2006-07	Rhett Warrener	1997-98	Ed Ward	1989-90	Tim Hunter
2013-14	Mikael Backlund	2005-06	Rhett Warrener	1996-97	Mike Sullivan	1988-89	Lanny McDonald
2012-13	Matt Stajan	2003-04	Martin Gelinac	1995-96	Gary Roberts	1987-88	Jim Peplinski
2011-12	Curtis Glencross	2002-03	Denis Gauthier	1994-95	Not awarded	1986-87	Lanny McDonald
2010-11	Cory Schachl	2001-02	Jarome Iginla	1993-94	Al MacInnis		



TEAM AWARDS

THE MUHAMMAD ALI SPORTS HUMANITARIAN AWARD



Mark Giordano was named the 2017 recipient of the Muhammad Ali Sports Humanitarian Award, which recognizes an athlete whose continuous, demonstrated leadership has created a positive impact on their community through sports. Giordano was presented his award on July 12, 2017 at The ESPYS, which celebrates excellence in individual and team sports.

THE DICK DILLMAN AWARD



This award is voted on annually by Professional Hockey Writers Association (PHWA) members to honour the hard work of public relations staff who make the extra effort to help promote and cover the National Hockey League and their teams. It is named in honour of late Minnesota North Stars PR extraordinaire Dick Dillman (1930-1988).

The 2018-19 Dick Dillman Award recipients were the Calgary Flames in the Western Conference and the Tampa Bay Lightning in the Eastern Conference.



LEFT TO RIGHT: Megan Ewing (Communications Coordinator), Sean Kelso (Director of Communications and Media Relations), Dalton Ulrich (Public Relations Coordinator), Peter Hanlon (Vice President of Communications)

PREVIOUS DICK DILLMAN AWARD WINNERS

2017-18	Philadelphia Flyers Dallas Stars	2012-13	Boston Bruins Anaheim Ducks	2007-08	Washington Capitals San Jose Sharks
2016-17	Toronto Maple Leafs Minnesota Wild	2011-12	Philadelphia Flyers Nashville Predators	2006-07	Washington Capitals San Jose Sharks
2015-16	Calgary Flames Florida Panthers	2010-11	Boston Bruins Chicago Blackhawks	2005-06	Minnesota Wild
2014-15	Philadelphia Flyers Dallas Stars	2009-10	Washington Capitals San Jose Sharks	2003-04	San Jose Sharks
2013-14	Boston Bruins Anaheim Ducks	2008-09	Washington Capitals San Jose Sharks	1998-99	Dallas Stars Edmonton Oilers
				1995-96	Mighty Ducks of Anaheim
				1994-95	New Jersey Devils



**Proud supporter
of one million
kids and
the Calgary
Flames.**



Scotiabank®



THE PLAYERS



4 | RASMUS
ANDERSSON



Defence | Shoots: Right | 6'0" | 215 lbs. | DOB: Oct. 27, 1996 | Birthplace: Malmö, SWE
DRAFTED: Selected by Calgary in the second round (53rd overall) in the 2015 NHL Draft

SEASON	CLUB	CAREER REGULAR SEASON						CAREER PLAYOFFS				
		LEAGUE	GP	G	A	PTS	PIM	GP	G	A	PTS	PIM
2012-13	Malmö	Swe-1	38	3	8	11	22	-	-	-	-	-
2013-14	Malmö	Swe-1	43	3	10	13	26	-	-	-	-	-
2014-15	Barrie	OHL	67	12	52	64	88	9	1	3	4	6
2015-16	Barrie	OHL	64	9	51	60	60	15	2	13	15	16
2016-17	Stockton	AHL	54	3	19	22	38	5	0	0	0	6
	Calgary	NHL	1	0	0	0	0	-	-	-	-	-
2017-18	Stockton	AHL	56	9	30	39	41	-	-	-	-	-
	Calgary	NHL	10	0	0	0	4	-	-	-	-	-
2018-19	Calgary	NHL	79	2	17	19	23	5	1	2	3	2
	TOTAL	NHL	90	2	17	19	27	5	1	2	3	2
		AHL	110	12	49	61	79	5	0	0	0	6
		OHL	131	21	103	124	148	24	3	16	19	22
		SWE-1	81	6	18	24	48	-	-	-	-	-

NHL HIGHLIGHTS

CAREER FIRSTS

FIRST NHL GAME: at SJS on Apr. 8, 2017

FIRST NHL GOAL: vs. PHI on Dec. 12, 2018

FIRST NHL ASSIST: vs. WSH on Oct. 27, 2018

LONGEST PERSONAL STREAKS

GOALS: 1 game (2x), Most Recent: Feb 29, 2019 (1G)

ASSISTS: 4 games (1x), Feb. 14 – 20, 2019 (5A)

POINTS: 4 games (1x), Feb. 14 – 20, 2019 (5A)

CAREER HIGHS

GOALS: 1 (2x), Most Recent: at NYI on Feb. 29, 2019

ASSISTS: 2 (1x), vs. ARI on Feb. 18, 2019

POINTS: 2 (1x), vs. ARI on Feb. 18, 2019 (2A)

SHOTS: 4 (6x), Most Recent: vs. EDM on Apr. 6, 2019

PIM: 12 (1x), vs. SJS on Dec. 31, 2018

PLUS/MINUS: +3 (2x), Most Recent: at SJS on Mar. 31, 2019

TIME ON ICE: 23:15 (1x), at ANA on Apr. 3, 2019

MULTI-POINT GAMES: 1, Most Recent: vs. ARI on Feb. 18, 2019 (2A)

PLAYOFFS

2019: 5 games – 3 points (1G, 2A)

2018-19 HIGHLIGHTS

- Made his season debut on Oct. 9 at NSH
- Notched his first career NHL point (assist) on a goal by Matthew Tkachuk on Oct. 27 vs. WSH
- Scored his first career NHL goal on Dec. 12 vs. PHI
- Recorded his first career multi-point game on Feb. 18 vs. ARI
- Notched an assist in four straight games for a career-long four-game point streak from Feb. 14 - 20
- Finished his first full season in the NHL with two goals and 17 assists for 19 points in 79 games
- Made his postseason debut on Apr. 11 vs. COL
- Scored his first career Stanley Cup Playoff goal on Apr. 13 vs. COL

CAREER HIGHLIGHTS

- Playing in his second full NHL season, all with the Flames
- Played in the AHL All-Star game in 2018 representing the Stockton Heat
- Made his NHL debut on Apr. 8, 2017 at SJS
- Was named an OHL First Team All-Star for the 2015-16 season as a member of the Barrie Colts

CAREER VS. NHL

TEAM	GP	G	A	PTS	PIM
ANA	5	0	1	1	0
ARI	6	0	2	2	0
BOS	2	0	1	1	0
BUF	2	0	1	1	0
CAR	2	0	1	1	0
CHI	3	0	0	0	2
COL	3	0	0	0	0
CBJ	3	0	0	0	2
DAL	3	0	0	0	0
DET	3	0	1	1	0
EDM	5	0	0	0	2
FLA	2	0	1	1	0
LAK	5	0	1	1	0
MIN	3	0	0	0	0
MTL	2	0	0	0	0
NSH	3	0	1	1	0
NJD	2	0	1	1	0
NYI	2	1	1	2	0
NYR	2	0	0	0	0
OTT	2	0	1	1	0
PHI	2	1	0	1	0
PIT	2	0	1	1	5
SJS	5	0	1	1	14
STL	3	0	0	0	0
TBL	2	0	0	0	2
TOR	2	0	0	0	0
VAN	3	0	0	0	0
VGK	5	0	1	1	0
WSH	2	0	1	1	0
WPG	4	0	0	0	0
TOTAL	90	2	17	19	27

CAREER PLAYOFFS VS. NHL

TEAM	GP	G	A	PTS	PIM
COL	5	1	2	3	2
TOTAL	5	1	2	3	2



11 | MIKAEL
BACKLUND



Centre | Shoots: Left | 6'0" | 200 lbs. | DOB: Mar. 17, 1989 | Birthplace: Vasteras, SWE

DRAFTED: Selected by Calgary in the first round (24th overall) in the 2007 NHL Draft

CAREER REGULAR SEASON								CAREER PLAYOFFS				
SEASON	CLUB	LEAGUE	GP	G	A	PTS	PIM	GP	G	A	PTS	PIM
2005-06	Vasteras	SWE-2	12	2	2	4	14	-	-	-	-	-
2006-07	Vasteras	SWE-1	18	1	2	3	14	-	-	-	-	-
	Vasteras	SWE-2	7	5	4	9	8	5	1	0	1	4
2007-08	Vasteras	SWE-1	37	9	4	13	24	-	-	-	-	-
	Vasteras	SWE-2	9	7	6	13	20	-	-	-	-	-
	SWE U-20	WJC	6	3	4	7	10	-	-	-	-	-
2008-09	Vasteras	SWE-1	17	4	4	8	39	-	-	-	-	-
	Calgary	NHL	1	0	0	0	0	-	-	-	-	-
	Kelowna	WHL	28	12	18	30	26	19	13	10	23	26
	SWE U-20	WJC	6	5	2	7	6	-	-	-	-	-
2009-10	Abbotsford	AHL	54	15	17	32	26	13	1	8	9	14
	Calgary	NHL	23	1	9	10	6	-	-	-	-	-
	Sweden	WC	6	0	1	1	2	-	-	-	-	-
2010-11	Calgary	NHL	73	10	15	25	18	-	-	-	-	-
	Abbotsford	AHL	1	0	0	0	0	-	-	-	-	-
	Sweden	WC	9	3	2	5	2	-	-	-	-	-
2011-12	Calgary	NHL	41	4	7	11	16	-	-	-	-	-
2012-13	Calgary	NHL	32	8	8	16	29	-	-	-	-	-
	Vasteras IK	SWE-2	23	12	18	30	22	-	-	-	-	-
2013-14	Calgary	NHL	76	18	21	39	32	-	-	-	-	-
	Sweden	WC	10	5	3	8	29	-	-	-	-	-
2014-15	Calgary	NHL	52	10	17	27	14	11	1	1	2	8
2015-16	Calgary	NHL	82	21	26	47	28	-	-	-	-	-
	Sweden	WC	8	3	1	4	4	-	-	-	-	-
2016-17	Calgary	NHL	81	22	31	53	36	4	1	2	3	0
2017-18	Calgary	NHL	82	14	31	45	78	-	-	-	-	-
2018-19	Calgary	NHL	77	21	26	47	52	5	1	2	3	8
TOTAL	NHL		620	129	191	320	309	20	3	5	8	16
	AHL		55	15	17	32	26	13	1	8	9	14
	WHL		28	12	18	30	26	19	13	10	23	26
	SWE-1		72	14	10	24	77	-	-	-	-	-
	SWE-2		39	24	28	52	50	5	1	0	1	4

NHL HIGHLIGHTS

CAREER FIRSTS

FIRST NHL GAME: vs. NYI on Jan. 8, 2009
FIRST NHL GOAL: at PHX on Jan. 28, 2010
FIRST NHL ASSIST: vs. EDM on Jan. 30, 2010

LONGEST PERSONAL STREAKS

GOALS: 5 games (1x), Dec. 23, 2016 – Jan. 4, 2017 (6G)
ASSISTS: 4 games (3x), Most Recent: Feb. 16 – 20, 2019 (4A)
POINTS: 8 games (1x), Feb. 27 – Mar. 14, 2015 (3G, 6A)

CAREER HIGHS

GOALS: 3 (1x), vs. VAN on Apr. 7, 2016
ASSISTS: 3 (2x), Most Recent: vs. PIT on Nov. 7, 2015
POINTS: 3 (13x), Most Recent: vs. VGK on Mar. 10, 2019 (2G, 1A)
SHOTS: 9 (1x), at OTT on Mar. 30, 2014
PIM: 17 (1x), vs. ANA on Apr. 19, 2013
PLUS/MINUS: +3 (16x), Most Recent: vs. VGK on Mar. 10, 2019
TIME ON ICE: 27:07 (1x), at VAN on Jan. 18, 2014
MULTI-POINT GAMES: 63, Most Recent: vs. VGK on Mar. 10, 2019 (2G, 1A)

PLAYOFFS

2015, 2017, 2019: 20 games – 8 points (3G, 5A)

NHL/FLAMES AWARDS

2013-14: Ralph T. Scurfield Humanitarian Award
2017-18: J.R. McCaig Memorial Award

INTERNATIONAL

2008: WJC – Team Sweden (Silver Medal – 3G, 4A)
2009: WJC – Team Sweden (Silver Medal – 5G, 2A)
2010: WC – Team Sweden (Bronze Medal – 1A)
2011: WC – Team Sweden (Silver Medal – 3G, 2A)
2014: WC – Team Sweden (Bronze Medal – 5G, 3A)
2016: WC – Team Sweden (3G, 1A)
2016: World Cup – Team Sweden (0G, 0A)
2018: World Cup – Team Sweden "C" (Gold Medal - 2G, 7A)

PENALTY SHOTS

Mar. 13, 2013 vs. DET (Gustavsson) – No Goal

SHOOTOUTS

0-of-7 (0.0%), 0 Game-Deciding Goals

2018-19 HIGHLIGHTS

- Scored his first of the season on Oct. 11 at STL
- Notched two assists on Oct. 17 vs. BOS
- Notched two goals against the Sharks on Dec. 31
- Tallied career point number 300 with a goal on Jan. 19 at EDM
- Scored his 20th goal of the season on Mar. 21 vs. OTT
- Finished the season with a career-high plus/minus at +34

CAREER HIGHLIGHTS


- Playing in his 12th NHL season, all with the Flames
- Became only the eighth European-born player to get at least 10 multi-point games as a Flame
- Awarded the J.R. McCaig award on Mar. 12, 2018
- Notched the 100th goal of his career on Nov. 25, 2017 at COL
- Skated in his 500th career NHL game on Dec. 31, 2017 vs. CHI
- Tallied his first career NHL playoff short-handed goal on Apr. 15, 2017 at ANA
- Set new career highs in goals (22), assists (31) and points (53) in the 2016-17 season
- Played in his 400th career NHL game on Nov. 20, 2016 at DET
- Recorded his first NHL hat trick on Apr. 7, 2016 vs. VAN
- Recorded his 100th career assist on Mar. 16, 2016 vs. WPG
- Made his NHL playoff debut in 2014-15 and scored Calgary's only postseason overtime winner
- Led all Flames in the 2014-15 regular season with two short-handed goals
- Had career high point (eight games) and goal-scoring (four) streaks in the second half of the 2014-15 season after returning from an injury
- In 2013-14, he led Calgary with four short-handed goals, 63 takeaways and 628 faceoff wins
- Was the Flames' top rookie in 2010-11 with 10 goals, 15 assists and 25 points
- His Kelowna Rockets lost in the Memorial Cup final in 2008-09
- Had 23 points in 19 playoff games to help Kelowna win the WHL championship that season
- Made his NHL debut in the 2008-09 season before joining the Kelowna Rockets

CAREER VS. NHL

TEAM	GP	G	A	PTS	PIM
ANA	35	7	7	14	53
ARI	33	10	7	17	16
BOS	15	1	4	5	4
BUF	11	2	2	4	10
CAR	14	3	3	6	4
CHI	27	5	7	12	4
COL	28	10	17	27	14
CBJ	19	2	8	10	2
DAL	23	3	5	8	4
DET	22	6	5	11	22
EDM	38	8	21	29	24
FLA	12	5	7	12	6
LAK	31	4	7	11	24
MIN	30	5	6	11	8
MTL	13	0	3	3	4
NSH	25	6	6	12	22
NJD	13	1	5	6	2
NYI	14	3	4	7	10
NYR	12	1	3	4	8
OTT	16	3	5	8	6
PHI	12	2	4	6	4
PIT	12	3	6	9	4
SJS	36	8	12	20	12
STL	25	3	8	11	10
TBL	14	3	4	7	2
TOR	12	3	0	3	2
VAN	39	12	10	22	18
VGK	8	2	4	6	2
WSH	14	3	4	7	2
WPG	17	5	7	12	6
TOTAL	620	129	191	320	309

CAREER PLAYOFFS VS. NHL

TEAM	GP	G	A	PTS	PIM
ANA	9	2	2	4	4
COL	5	1	2	3	8
VAN	6	0	1	1	4
TOTAL	20	3	5	8	16



93 | SAM
BENNETT



Centre | Shoots: Left | 6'1" | 195 lbs. | DOB: Jun. 20, 1996 | Birthplace: Holland Landing, ON

DRAFTED: Selected by Calgary in the first round (4th overall) in the 2014 NHL Draft

SEASON	CLUB	CAREER REGULAR SEASON						CAREER PLAYOFFS				
		LEAGUE	GP	G	A	PTS	PIM	GP	G	A	PTS	PIM
2012-13	Kingston	OHL	60	18	22	40	87	4	0	3	3	2
2013-14	Kingston	OHL	57	36	55	91	118	7	5	4	9	18
2014-15	Kingston	OHL	11	11	13	24	14	4	0	3	3	4
	Calgary	NHL	1	0	1	1	0	11	3	1	4	8
2015-16	Calgary	NHL	77	18	18	36	37	-	-	-	-	-
2016-17	Calgary	NHL	81	13	13	26	75	4	2	0	2	4
2017-18	Calgary	NHL	82	11	15	26	59	-	-	-	-	-
2018-19	Calgary	NHL	71	13	14	27	93	5	1	4	5	16
	TOTAL	NHL	312	55	61	116	264	20	6	5	11	28
		OHL	128	65	90	155	219	15	5	10	15	24

NHL HIGHLIGHTS

CAREER FIRSTS

FIRST NHL GAME: at WPG on Apr. 11, 2015

FIRST NHL GOAL: at OTT on Oct. 28, 2015

FIRST NHL ASSIST: at WPG on Apr. 11, 2015

LONGEST PERSONAL STREAKS

GOALS: 3 games (2x), Most Recent: Oct. 24 – 28, 2016 (3G)

ASSISTS: 4 games (1x), Most Recent: Oct. 28 – Nov. 3, 2015 (4A)

POINTS: 4 games (3x), Most Recent: Nov. 28 – Dec. 4, 2017

CAREER HIGHS

GOALS: 4 (1x), vs. FLA on Jan. 13, 2016

ASSISTS: 3 (1x), at VAN on Dec. 17, 2017

POINTS: 4 (2x), Most Recent: at VAN on Dec. 17, 2017

SHOTS: 8 (1x), vs. PHI on Dec. 4, 2017

PIM: 17 (1x), vs. COL on Nov. 1, 2018

PLUS/MINUS: +5 (1x), vs. FLA on Jan. 13, 2016

TIME ON ICE: 19:35 (1x), vs. ARI on Nov. 16, 2016

MULTI-POINT GAMES: 25, Most Recent: vs. NJD on Mar. 12, 2019

PLAYOFFS

2015, 2017, 2019: 20 games – 11 points (6G, 5A)

INTERNATIONAL

2013: WU18 – Team Canada (Gold Medal – 3G, 4A)

PENALTY SHOTS

Nov. 11, 2019 vs. SJS (Jones) – No Goal

SHOOTOUTS

0-of-4 (0.0%), 0 Game-Deciding Goals

2018-19 HIGHLIGHTS

- Notched his first point of the season on a goal by James Neal on Oct. 11 at STL
- Scored his first goal of the season on Oct. 13 at COL
- Notched the 100th point of his career on Dec. 20 vs. TBL
- Notched his first career multi-point playoff game with two assists on Apr. 13 vs. COL

CAREER HIGHLIGHTS

- Playing in his sixth NHL season, all with the Flames
- Skated in his 200th career NHL game on Jan. 6, 2018 vs. ANA
- Notched the second four-point game (1G, 3A) of his career on Dec. 17, 2017 at VAN
- Led all Flames rookies with 36 points in 2015-16 (18G, 18A)
- Became the youngest Flames player to record a hat trick and the third youngest NHL player to ever notch a four-goal game on Jan. 13, 2016 vs. FLA
- Scored his first ever game winning goal on Nov. 7, 2015 vs. PIT
- Scored his first NHL goal on Oct. 28, 2015 at OTT
- Made his NHL postseason debut in 2014-15 and featured in all 11 of Calgary's games
- Tied for third on the team with three playoff goals
- Scored his first NHL goal (the game winner) against Eddie Lack in Game 3 of the first round on Apr. 19, 2015 vs. VAN
- Played his first career NHL game and had an assist for his first point on Apr. 11, 2015 at WPG
- Missed the majority of the 2014-15 season with a shoulder injury and following his recovery in Calgary, returned to Kingston of the OHL and picked up 24 points (11G, 13A) in 11 games with the Frontenacs before adding three assists in their four postseason games
- Became Calgary's highest-ever draft pick when they chose him fourth overall in the 2014 NHL Entry Draft
- Led the Frontenacs in goals (36), assists (55), and points (91) and also had the highest plus/minus among forwards (+34) in 2013-14
- Kingston drafted him with their first choice (ninth overall) in the 2012 OHL Priority Draft

CAREER VS. NHL

TEAM	GP	G	A	PTS	PIM
ANA	16	2	3	5	19
ARI	17	4	4	8	10
BOS	8	2	1	3	0
BUF	8	1	1	2	8
CAR	8	0	1	1	6
CHI	12	2	2	4	12
COL	11	3	2	5	23
CBJ	7	2	0	2	0
DAL	10	0	0	0	4
DET	8	2	2	4	6
EDM	16	3	2	5	19
FLA	8	5	0	5	4
LAK	16	2	1	3	14
MIN	12	0	2	2	9
MTL	8	1	3	4	0
NSH	11	1	2	3	7
NJD	8	1	1	2	4
NYI	8	0	2	2	2
NYR	8	0	0	0	6
OTT	8	3	3	6	8
PHI	8	1	4	5	4
PIT	8	2	3	5	11
SJS	17	4	6	10	28
STL	10	2	5	7	12
TBL	8	3	1	4	9
TOR	8	0	2	2	4
VAN	18	5	4	9	10
VGK	8	2	0	2	8
WSH	8	0	1	1	0
WPG	11	2	3	5	17
TOTAL	312	55	61	116	264

CAREER PLAYOFFS VS. NHL

TEAM	GP	G	A	PTS	PIM
ANA	9	3	0	3	6
COL	5	1	4	5	16
VAN	6	2	1	3	6
TOTAL	20	6	5	11	28



7 | T.J.
BRODIE



Defence | Shoots: Left | 6'2" | 185 lbs. | DOB: Jun. 7, 1990 | Birthplace: Chatham, ON

DRAFTED: Selected by Calgary in the fourth round (114th overall) in the 2008 NHL Draft

CAREER REGULAR SEASON							CAREER PLAYOFFS					
SEASON	CLUB	LEAGUE	GP	G	A	PTS	PIM	GP	G	A	PTS	PIM
2006-07	Saginaw	OHL	20	0	4	4	23	3	0	1	1	2
2007-08	Saginaw	OHL	68	4	26	30	73	4	0	3	3	2
2008-09	Saginaw	OHL	63	12	38	50	67	8	3	6	9	8
2009-10	Saginaw	OHL	19	4	19	23	20	-	-	-	-	-
	Barrie	OHL	46	3	30	33	38	17	1	14	15	14
2010-11	Abbotsford	AHL	68	5	29	34	32	-	-	-	-	-
	Calgary	NHL	3	0	0	0	2	-	-	-	-	-
2011-12	Abbotsford	AHL	12	1	2	3	10	-	-	-	-	-
	Calgary	NHL	54	2	12	14	14	-	-	-	-	-
2012-13	Calgary	NHL	47	2	12	14	8	-	-	-	-	-
	Canada	WC	7	0	1	1	0	-	-	-	-	-
2013-14	Calgary	NHL	81	4	27	31	20	-	-	-	-	-
2014-15	Calgary	NHL	81	11	30	41	30	11	1	4	5	0
2015-16	Calgary	NHL	70	6	39	45	18	-	-	-	-	-
2016-17	Calgary	NHL	82	6	30	36	24	4	0	4	4	2
2017-18	Calgary	NHL	73	4	28	32	18	-	-	-	-	-
2018-19	Calgary	NHL	79	9	25	34	24	5	2	0	2	6
	TOTAL	NHL	570	44	203	247	158	20	3	8	11	8
		AHL	80	6	31	37	42	-	-	-	-	-
		OHL	216	23	117	140	221	32	4	24	28	26

NHL HIGHLIGHTS

CAREER FIRSTS

FIRST NHL GAME: at EDM on Oct. 7, 2010

FIRST NHL GOAL: at MIN on Nov. 27, 2011

FIRST NHL ASSIST: vs. CHI on Nov. 18, 2011

LONGEST PERSONAL STREAKS

GOALS: 2 games (2x), Most Recent: Mar. 28 – 30, 2016 (2G)

ASSISTS: 5 games (2x), Most Recent: Feb. 5 – 12, 2016 (6A)

POINTS: 7 games (1x), Nov. 28 – Dec. 15, 2015 (2G, 6A)

CAREER HIGHS

GOALS: 2 (2x), Most Recent: vs. WPG on Oct. 7, 2017

ASSISTS: 4 (1x), at NJD on Feb. 3, 2017

POINTS: 4 (2x), Most Recent: vs. WPG on Oct. 7, 2017

SHOTS: 6 (1x), at OTT on Dec. 30, 2011

PIM: 6 (1x), at PIT on Dec. 12, 2014

PLUS/MINUS: +5 (2x), Most Recent: vs. ARI on Jan. 13, 2019

TIME ON ICE: 35:42 (1x), at VAN on Jan. 18, 2014

MULTI-POINT GAMES: 48, Most Recent: vs. ANA on Feb. 22, 2019

PLAYOFFS

2015, 2017, 2019: 20 games – 11 points (3G, 8A)

NHL/FLAMES AWARDS

2015-16: J.R. "Bud" McCaig Award

INTERNATIONAL

2013: WC – Team Canada (1A)

SHOOTOUTS

0-of-3 (0.0%), 0 Game-Deciding Goals

2018-19 HIGHLIGHTS

- Skated in his 500th career NHL game on Oct. 23 at MTL
- Scored his first goal of the season on Nov. 19 vs. VGK
- Notched his 200th career assist on a goal by Mark Jankowski on Feb. 7 vs. SJS
- Finished the season with a career-high plus/minus of +29
- Scored two goals in the playoffs

CAREER HIGHLIGHTS


- Playing in his 10th NHL season, all with the Flames
- Notched his 200th career point (assist) on Jan. 11, 2018 at TBL
- Tallied the overtime winner in the 400th game of his NHL career on Feb. 28, 2017 vs. LAK
- Set career highs for points (45) and assists (39) in 2015-16
- Registered his 100th career assist on Jan. 21, 2016 at CBJ
- Played in his 300th game on Jan. 16, 2016 at EDM
- Had a career high seven-game point streak (2G, 6A) from Nov. 28 – Dec. 15, 2016
- In 2014-15, he played all 11 games for the Flames in his first NHL postseason where he had five points (1G, 4A) and a team-high 27:07 time on ice per game
- In the 2014-15 regular season, he set career highs in goals (11), plus/minus (+15), power play goals (3), short-handed goals (1), game winning goals (3) and shots on goal (133)
- Led the Flames with 25:12 time-on-ice per game
- Had his first career multi-goal game on Jan. 9 vs. FLA, 2015 and had five other multi-point games
- Recorded his 100th NHL point with an assist on Mar. 30, 2015 at DAL
- Finished third on Calgary for assists with 27 in 2013-14 and had six multi-point games
- Started the 2012-13 season with the AHL's Abbotsford Heat before joining the Flames following the end of the NHL lockout
- In 2011-12, he led Flames rookies in points (14) and assists (12), which were also top-10 among NHL defencemen
- Skated in the 2011 AHL All-Star Game
- Played three games with Calgary to start the 2010-11 season

CAREER VS. NHL

TEAM	GP	G	A	PTS	PIM
ANA	31	3	10	13	6
ARI	30	5	10	15	16
BOS	13	1	3	4	4
BUF	12	0	5	5	8
CAR	13	0	6	6	2
CHI	25	1	8	9	10
COL	24	0	14	14	4
CBJ	17	1	6	7	6
DAL	23	1	6	7	2
DET	17	2	9	11	8
EDM	35	2	12	14	10
FLA	14	2	2	4	8
LAK	32	3	8	11	2
MIN	26	1	9	10	12
MTL	13	0	8	8	2
NSH	24	4	7	11	6
NJD	13	3	5	8	2
NYI	12	1	3	4	4
NYR	11	1	3	4	0
OTT	14	0	4	4	0
PHI	13	4	5	9	2
PIT	12	0	4	4	8
SJS	32	1	13	14	14
STL	21	0	5	5	4
TBL	13	1	6	7	6
TOR	13	0	7	7	2
VAN	33	0	12	12	4
VGK	7	2	0	2	0
WSH	12	0	6	6	2
WPG	15	5	7	12	4
TOTAL	570	44	203	247	158

CAREER PLAYOFFS VS. NHL

TEAM	GP	G	A	PTS	PIM
ANA	9	0	5	5	2
COL	5	2	0	2	6
VAN	6	1	3	4	0
TOTAL	20	3	8	11	8



27 | AUSTIN
CZARNIK



Right Wing/Centre | Shoots: Right | 5'9" | 165 lbs. | DOB: Dec. 12, 1992 | Birthplace: Washington Township, MI

DRAFTED: Undrafted college free agent signed by the Boston Bruins on April 1, 2015

ACQUIRED: Signed as an unrestricted free agent on July 1, 2018

CAREER REGULAR SEASON								CAREER PLAYOFFS				
SEASON	CLUB	LEAGUE	GP	G	A	PTS	PIM	GP	G	A	PTS	PIM
2008-09	USNTDP U18 Team	NAHL	42	16	18	34	12	-	-	-	-	-
2009-10	U.S. National U18 Team	USHL	26	10	18	28	25	-	-	-	-	-
2010-11	Green Bay	USHL	46	20	14	34	33	11	3	1	4	2
2011-12	Miami University (Ohio)	CCHA	40	10	27	37	31	-	-	-	-	-
2012-13	Miami University (Ohio)	CCHA	42	14	26	40	24	-	-	-	-	-
2013-14	Miami University (Ohio)	NCHC	37	13	34	47	28	-	-	-	-	-
2014-15	Miami University (Ohio)	NCHC	40	9	36	45	36	-	-	-	-	-
	Providence	AHL	3	0	2	2	4	-	-	-	-	-
2015-16	Providence	AHL	68	20	41	61	24	3	2	1	3	2
2016-17	Boston	NHL	49	5	8	13	12	-	-	-	-	-
	Providence	AHL	22	6	17	23	4	17	3	4	7	10
2017-18	Boston	NHL	10	0	4	4	0	-	-	-	-	-
	Providence	AHL	64	25	44	69	24	4	2	4	6	0
2018-19	Calgary	NHL	54	6	12	18	8	1	0	0	0	0
TOTAL		NHL	113	11	24	35	20	1	0	0	0	0
		AHL	157	51	104	155	56	24	7	9	16	12
		NCAA	159	46	123	169	119	-	-	-	-	-
		USHL	72	30	32	62	58	11	3	1	4	2
		NAHL	42	16	18	34	12	-	-	-	-	-

NHL HIGHLIGHTS

CAREER FIRSTS

FIRST NHL GAME: at CBJ on Oct. 13, 2016

FIRST NHL GOAL: vs. NYR on Oct. 16, 2016

FIRST NHL ASSIST: vs. BUF on Nov. 7, 2016

LONGEST PERSONAL STREAKS

GOALS: 3 games (1x), Feb. 16 – 20, 2019 (3G)

ASSISTS: 4 games (1x), Mar. 29 – Apr. 3, 2019 (4A)

POINTS: 4 games (1x), Mar. 29 – Apr. 3, 2019 (4A)

CAREER HIGHS

GOALS: 1 (11x), Most Recent: at OTT on Feb. 24, 2019

ASSISTS: 2 (1x), vs. CBJ on Mar. 19, 2019

POINTS: 2 (2x), Most Recent: vs. CBJ on Mar. 19, 2019 (2A)

SHOTS: 4 (4x), Most Recent: at NSH on Oct. 9, 2018

PIM: 2 (10x), Most Recent: vs. DAL on Mar. 27, 2019

PLUS/MINUS: +2 (2x), Most Recent: vs. CBJ on Mar. 19, 2019

TIME ON ICE: 16:47 (1x), vs. NYI on Dec. 20, 2016

MULTI-POINT GAMES: 3, Most Recent: vs. CBJ on Mar. 19, 2019

SHOOTOUTS

0-of-1 (0.0%), 0 Game-Deciding Goals

CAREER TRANSACTIONS

2015: Signed as a college free agent with the Boston Bruins

2018: Signed as an unrestricted free agent with the Calgary Flames

2018-19 HIGHLIGHTS

- Made his Flames debut on Oct. 3 at VAN
- Notched his first point as a Flame (assist) on Oct. 3 at VAN
- Scored his first as a Flame on Oct. 6 vs. VAN
- Scored in back-to-back games on Feb. 16 - 18
- Scored a goal in three straight games for the first time in his career from Feb. 16 - 20
- Played in his 100th career NHL game on Mar. 10 vs. VGK
- Made his NHL postseason debut on Apr. 19 vs. COL
- Set career highs in games played (54), goals (6), assists (12), and points (18)

CAREER HIGHLIGHTS

- Playing in his fourth NHL season, second with the Flames
- Participated in the AHL All-Star game on Jan. 29, 2018
- Finished the 2017-18 AHL season third in scoring with 69 points (25G, 44A)
- Played a career-high 49 NHL games split between three stints in Boston during the 2016-17 season
- Recorded his first NHL assist on Nov. 7, 2016 vs. BUF
- Scored his first career NHL goal on Oct. 26, 2016 vs. NYR
- Made his NHL debut on Oct. 13, 2016 at CBJ
- Notched his first professional hat trick on Dec. 18, 2015 as a member of the Providence Bruins (AHL)
- Finished his college career at Miami (Ohio) University with 46 goals and 123 assists for 169 points in 159 games
- Was a Second Team All-NCHC selection and was a NCHC Forward of the Year finalist in his senior year in 2014-15
- Was a Hobey Baker finalist, a First Team West All-American, First Team All-CCHA and CCHA Player of the Year in 2012-13 as a sophomore, leading the CCHA in scoring that year

CAREER VS. NHL

TEAM	GP	G	A	PTS	PIM
ANA	5	1	2	3	0
ARI	5	1	0	1	2
BOS	2	0	0	0	0
BUF	6	0	2	2	4
CGY	1	0	0	0	0
CAR	3	0	0	0	0
CHI	2	0	0	0	0
COL	5	0	0	0	0
CBJ	5	3	3	6	2
DAL	3	0	0	0	2
DET	4	0	1	1	2
EDM	2	0	1	1	0
FLA	5	0	0	0	0
LAK	5	0	2	2	0
MIN	3	0	0	0	2
MTL	3	1	1	2	0
NSH	3	0	0	0	0
NJD	3	0	0	0	2
NYI	4	1	1	2	0
NYR	5	1	1	2	2
OTT	3	1	0	1	0
PHI	5	0	1	1	2
PIT	4	1	0	1	0
SJS	2	0	1	1	0
STL	4	0	2	2	0
TBL	2	0	0	0	0
TOR	5	0	1	1	0
VAN	4	1	1	2	0
VGK	4	0	2	2	0
WSH	3	0	1	1	0
WPG	3	0	1	1	0
TOTAL	113	11	24	35	20

CAREER PLAYOFFS VS. NHL

TEAM	GP	G	A	PTS	PIM
COL	1	0	0	0	0
TOTAL	1	0	0	0	0



67 | MICHAEL
FROLIK



Right Wing | Shoots: Left | 6'1" | 190 lbs. | DOB: Feb. 17, 1988 | Birthplace: Kladno, CZE

DRAFTED: Selected by Florida in the first round (10th overall) in the 2006 NHL Draft

ACQUIRED: Signed as a free agent on July 1, 2015

CAREER REGULAR SEASON							CAREER PLAYOFFS					
SEASON	CLUB	LEAGUE	GP	G	A	PTS	PIM	GP	G	A	PTS	PIM
2004-05	Kladno	CZECH	27	3	1	4	6	1	0	0	0	0
	CZE U-20	WJC	10	5	3	8	29	-	-	-	-	-
2005-06	Kladno	CZECH	48	2	7	9	32	-	-	-	-	-
	CZE U-20	WJC	6	0	1	1	4	-	-	-	-	-
2006-07	Rimouski	QMJHL	52	31	42	73	40	-	-	-	-	-
	CZE U-20	WJC	6	4	2	6	4	-	-	-	-	-
2007-08	Rimouski	QMJHL	45	24	41	65	22	9	2	4	6	12
	CZE U-20	WJC	6	5	0	5	14	-	-	-	-	-
2008-09	Florida	NHL	79	21	24	45	22	-	-	-	-	-
2009-10	Florida	NHL	82	21	22	43	43	-	-	-	-	-
2010-11	Florida	NHL	52	8	21	29	16	-	-	-	-	-
	Chicago	NHL	28	3	6	9	14	7	2	3	5	2
	Czech Rep.	WC	9	3	2	5	0	-	-	-	-	-
2011-12	Chicago	NHL	63	5	10	15	22	4	2	1	3	0
	Czech Rep.	WC	10	2	1	3	0	-	-	-	-	-
2012-13	Chomutov	CZECH	32	14	10	24	22	-	-	-	-	-
	Chicago	NHL	45	3	7	10	8	23	3	7	10	6
2013-14	Winnipeg	NHL	81	15	27	42	12	-	-	-	-	-
	Czech Rep.	OLY	5	0	0	0	0	-	-	-	-	-
2014-15	Winnipeg	NHL	82	19	23	42	18	4	0	0	0	2
2015-16	Calgary	NHL	64	15	17	32	24	-	-	-	-	-
2016-17	Calgary	NHL	82	17	27	44	58	4	0	1	1	0
2017-18	Calgary	NHL	70	10	15	25	26	-	-	-	-	-
2018-19	Calgary	NHL	65	16	18	34	26	5	0	0	0	2
	TOTAL	NHL	793	153	217	370	289	47	7	12	19	12
		Flames	281	58	77	135	134	9	0	1	1	2
		CZECH	107	19	18	37	60	1	0	0	0	0
		QMJHL	97	55	83	138	62	9	2	4	6	12

NHL HIGHLIGHTS

CAREER FIRSTS

FIRST NHL GAME: vs. ATL on Oct. 11, 2008

FIRST NHL GOAL: at NJD on Nov. 20, 2008

FIRST NHL ASSIST: at ANA on Nov. 9, 2008

LONGEST PERSONAL STREAKS

GOALS: 3 games (4x), Most Recent: Mar. 4 – 10, 2015 (3G)

ASSISTS: 4 games (2x), Dec. 23 – 31, 2016 (5A)

POINTS: 8 games (1x), Feb. 21 – Mar. 12, 2015 (5G, 3A)

CAREER HIGHS

GOALS: 3 (2x), Most Recent: vs. STL on Mar. 14, 2016

ASSISTS: 4 (1x), vs. VGK on Mar. 10, 2019

POINTS: 4 (1x), vs. VGK on Mar. 10, 2019

SHOTS: 9 (2x), Most Recent: vs. EDM on Dec. 7, 2009

PIM: 15 (1x), vs. ATL on Dec. 5, 2009

PLUS/MINUS: +4 (2x), Most Recent: vs. VGK on Mar. 10, 2019

TIME ON ICE: 23:20 (1x), vs. BOS on Dec. 27, 2009

MULTI-POINT GAMES: 99, Most Recent: at SJS on Mar. 31, 2019

PLAYOFFS

2011, 2012, 2013, 2015, 2017, 2019:

47 games – 19 points (7G, 12A)

2013: Stanley Cup, Clarence S. Campbell Bowl (Chicago)

INTERNATIONAL

2004: WU18 – Team Czech Republic (Bronze Medal)

2005: WU18 – Team Czech Republic (3G, 1A)

2005: WJC – Team Czech Republic (Bronze Medal – 3G, 1A)

2006: WU18 – Team Czech Republic (Bronze Medal – 2G, 3A)

2006: WJC – Team Czech Republic (1A)

2007: WJC – Team Czech Republic (4G, 2A)

2008: WJC – Team Czech Republic (5G)

2011: WC – Team Czech Republic (Bronze Medal – 3G, 2A)

2012: WC – Team Czech Republic (Bronze Medal – 2G, 1A)

2014: Olympics – Team Czech Republic (0G, 0A)

2016: World Cup – Team Czech Republic (1A)

2019: WC – Team Czech (7G, 7A)

PENALTY SHOTS

Jan. 20, 2009 vs. ATL (Lehtonen) – Goal

SHOOTOUTS

2-of-15 (13.3%), 1 Game-Deciding Goal

CAREER TRANSACTIONS

2011: Traded to Chicago with Alexander Salak in exchange for Hugh Jessiman, Jack Skille and David Pacan

2013: Traded to Winnipeg for third and fifth round picks in the 2013 NHL Entry Draft

2015: Signed as a free agent by the Calgary Flames

2018-19 HIGHLIGHTS

- Notched his first of the season with a shorthanded empty-netter on Oct. 6 vs. VAN
- Scored two goals on Oct. 17 vs. BOS and received the first star of the game
- Notched the 200th assist of his NHL career on Dec. 31 vs. SJS
- Recorded a career-high four assists on Mar. 10 vs. VGK
- Set a new career high in plus/minus with a +24

CAREER HIGHLIGHTS


- Playing in his 12th NHL season, fifth with the Flames
- Picked up the 300th point of his NHL career with an assist on Feb. 23, 2018 at TBL
- Skated in his 700th career NHL game on Feb. 8, 2018 at NJD
- First Flames player with two short-handed goals in a game since Jan. 18, 1998 on Mar. 14, 2016 vs. WPG
- Scored his 100th career NHL goal on Nov. 24, 2015 at ANA
- Had his first career hat trick on Oct. 31, 2015 at EDM
- Made his Flames debut on Oct. 7, 2015 vs. VAN
- In 2014-15, he played in all four of Winnipeg's postseason games
- Finished tied for fifth in the NHL with three short-handed goals in the 2014-15 regular season
- Had multiple points in five games and was one of only two Jets skaters to play all 82 tilts
- Skated in his 500th career NHL game on Mar. 17, 2015 vs. SJS
- Set a career high with 27 assists in 2013-14 for Winnipeg
- Scored two goals in his Jets debut, including the game winner, on Oct. 1, 2013 at EDM
- Played all 23 playoff games for Chicago in 2012-13 where he had 10 points (3G, 7A) as the Blackhawks won the Stanley Cup
- Became the first skater in Chicago's franchise playoff history to convert a penalty shot in Game 6 of the 2010-11 Western Conference Quarterfinals on Apr. 24
- In 2009-10, he led Florida in shots on goal (219), was second in goals (21), and third in points (43) and power play goals (5)
- His 2008-09 rookie campaign with the Panthers saw him post 11 multi-point games en route to a career high 45 points, including the first of two consecutive career-best 21 goal campaigns
- Those 21 tallies were tied for fifth among NHL rookies
- After his arrival from the Czech Republic, he spent his two-year junior career with Rimouski of the QMJHL

CAREER VS. NHL

TEAM	GP	G	A	PTS	PIM
ANA	31	3	6	9	16
ARI	34	6	7	13	16
BOS	26	3	3	6	26
BUF	22	7	6	13	4
CGY	16	4	4	8	6
CAR	29	7	6	13	12
CHI	22	5	3	8	10
COL	30	6	9	15	12
CBJ	25	3	4	7	6
DAL	30	5	7	12	2
DET	25	3	10	13	2
EDM	27	9	6	15	10
FLA	13	2	11	13	8
LAK	26	4	7	11	8
MIN	28	5	5	10	8
MTL	25	6	5	11	12
NSH	36	5	6	11	6
NJD	23	6	10	16	8
NYI	23	2	11	13	6
NYR	23	3	6	9	0
OTT	20	3	8	11	8
PHI	22	7	10	17	10
PIT	24	3	9	12	8
SJS	33	5	8	13	10
STL	34	7	8	15	12
TBL	27	2	4	6	12
TOR	24	7	8	15	10
VAN	33	11	8	19	12
VGK	7	0	5	5	2
WSH	29	7	8	15	6
WPG	26	7	9	16	21
TOTAL	793	153	217	370	289

CAREER PLAYOFFS VS. NHL

TEAM	GP	G	A	PTS	PIM
ANA	8	0	1	1	2
ARI	4	2	1	3	0
BOS	6	0	4	4	2
COL	5	0	0	0	2
DET	7	1	1	2	2
LAK	5	0	1	1	2
MIN	5	2	1	3	0
VAN	7	2	3	5	2
TOTAL	47	7	12	19	12



13 | JOHNNY
GAUDREAU



Left Wing | Shoots: Left | 5'9" | 165 lbs. | DOB: Aug. 13, 1993 | Birthplace: Salem, NJ

DRAFTED: Selected by Calgary in the fourth round (104th overall) in the 2011 NHL Draft

CAREER REGULAR SEASON								CAREER PLAYOFFS				
SEASON	CLUB	LEAGUE	GP	G	A	PTS	PIM	GP	G	A	PTS	PIM
2010-11	Dubuque	USHL	60	36	36	72	36	11	5	6	11	6
2011-12	Boston College	H-EAST	44	21	23	44	20	-	-	-	-	-
2012-13	Boston College	H-EAST	35	21	30	51	29	-	-	-	-	-
	USA U-20	WJC	7	7	2	9	4	-	-	-	-	-
2013-14	Boston College	H-EAST	40	36	44	80	14	-	-	-	-	-
	Calgary	NHL	1	1	0	1	0	-	-	-	-	-
	USA	WC	7	2	8	10	0	-	-	-	-	-
2014-15	Calgary	NHL	80	24	40	64	14	11	4	5	9	6
2015-16	Calgary	NHL	79	30	48	78	20	-	-	-	-	-
2016-17	Calgary	NHL	72	18	43	61	4	4	0	2	2	0
2017-18	Calgary	NHL	80	24	60	84	26	-	-	-	-	-
2018-19	Calgary	NHL	82	36	63	99	24	5	0	1	1	2
TOTAL			394	133	254	387	88	20	4	8	12	8
			119	78	97	175	63	-	-	-	-	-
			60	36	36	72	36	11	5	6	11	6

NHL HIGHLIGHTS

CAREER FIRSTS

FIRST NHL GAME: at VAN on Apr. 13, 2014
FIRST NHL GOAL: at VAN on Apr. 13, 2014
FIRST NHL ASSIST: at WPG on Oct. 19, 2014

LONGEST PERSONAL STREAKS

GOALS: 6 games (1x), Nov. 7 – 20, 2017 (7G)
ASSISTS: 8 games (1x), Feb. 15 – 29, 2016 (9A)
POINTS: 11 games (1x), Dec. 31, 2018 – Jan 19, 2019 (10G, 12A)

CAREER HIGHS

GOALS: 3 (5x), Most Recent: vs. NJD on Mar. 12, 2019
ASSISTS: 4 (1x), at NSH on Feb. 21, 2017
POINTS: 6 (1x), vs. NJD on Mar. 12, 2019 (3G, 3A)
SHOTS: 9 (2x), Most Recent: vs. VGK on Mar. 10, 2019
PIM: 12 (1x), vs. COL on Feb. 28, 2018
PLUS/MINUS: +4 (2x), Most Recent: vs. MTL on Mar. 9, 2017
TIME ON ICE: 27:23 (1x), vs. EDM on Apr. 6, 2019
MULTI-POINT GAMES: 99, Most Recent: at SJS on Mar. 31, 2019

PLAYOFFS

2015, 2017, 2019: 20 games – 12 points (4G, 8A)

ALL-STAR GAMES

2015: Columbus (Team Toews – 2A)
2016: Nashville (Pacific Division – 1G, 2A)
2017: Los Angeles (Pacific Division – 2G, 1A)
2018: Tampa Bay (Pacific Division – 1G, 2A)
2019: San Jose (Pacific Division – 1G)

NHL/FLAMES AWARDS

2016-2017: Lady Byng Trophy

INTERNATIONAL

2013: WJC – Team USA (Gold Medal – 7G, 2A)
2014: WC – Team USA (2G, 8A)
2016: World Cup – Team North America (2G, 2A)
2017: WC – Team USA (6G, 5A)
2018: WC – Team USA (Bronze Medal – 1G, 9A)
2019: WC – Team USA (1G, 1A)

PENALTY SHOTS

Mar. 12, 2019 vs. NJD (Blackwood) – Goal
 Apr. 19, 2019 vs. COL (Grubauer) – No Goal

SHOOTOUTS

4-of-18 (22.2%), 1 Game-Deciding Goal

2018-19 HIGHLIGHTS

- Scored the 100th goal of his career on Oct. 17 vs. BOS
- Notched the 300th point of his career on Oct. 21 at NYR after a two-goal performance
- Became the sixth fastest player to reach 300 points in Flames history (320 games)
- Recorded his 200th NHL assist on a goal by Elias Lindholm on Oct. 27 vs. WSH
- Tied a franchise record for most points in a period with a goal and three assists in the first period on Nov. 19, 2018 vs. VGK
- Notched four-point games in back-to-back contests becoming only the third player in Flames history to reach that feat
- Tied a franchise record for fewest games (42) to reach 60 points in a season (Bob Macmillan - 42 GP, 61 PTS)
- Made his sixth straight All-Star appearance on Jan. 27 for Team Pacific
- Scored his 30th goal of the season tying a career high on Feb. 20 vs. NYI
- Recorded a career-high six points (3G, 3A) notching four points in one period on Mar. 12 vs. NJD and setting a new career high for goals in a season with 31
- Finished with career highs in goals (36), assists (63), and points (99)

CAREER HIGHLIGHTS

- Playing in his seventh NHL season, all with the Flames
- Skated in his 300th career NHL game notching two assists on Mar. 7, 2018 at BUF
- Notched a new career-long goal streak of six games from Nov. 7 to Nov. 20, 2017 (7G)
- Picked up his 200th career NHL point with an assist on Mar. 27, 2017 vs. COL
- Set a career high with four assists on Feb. 21, 2017 vs. NSH
- Finished the 2015-16 season sixth in NHL points (78) and tied for first in overtime points with eight (3G, 5A)
- His eight multi-goal games in 2015-16 were the most by any skater in the NHL
- Had the second-fastest pair of goals (10 seconds) on Mar. 9, 2016 vs. NSH
- In 2014-15, he skated in all 11 playoff games for the Flames where he led the team with nine points and was tied for most goals with four
- Picked up three points (1G, 2A) and was a +3 in the clinching Game 6 tilt on Apr. 25, 2015 vs. VAN
- Recorded his first career postseason point (assist) on Apr. 17, 2015 at VAN and his first goal on Apr. 21, 2015 vs. VAN
- In the regular season, he was a finalist for the Calder Memorial Trophy for NHL Rookie of the Year after leading freshmen in assists (40) and tying for the most points with 64
- Led all NHL rookie forwards in ice time with 17:43 per game
- Recorded 14 multi-point games, including four multi-goal efforts
- Voted NHL Rookie of the Month for December 2014 and March 2015
- Scored in his NHL debut on Apr. 13, 2014 at VAN
- Won the Hobey Baker Award as the NCAA's top men's hockey player in 2013-14 as he led Boston College to a semi-final finish in the NCAA Division 1 Tournament
- Was a finalist for the Hobey Baker in his sophomore season in 2012-13 and was the Hockey East Player of the Year
- Won the NCAA's National Championship in 2011-12 as a freshman for Boston College

CAREER VS. NHL

TEAM	GP	G	A	PTS	PIM
ANA	22	4	13	17	8
ARI	21	5	13	18	4
BOS	9	7	4	11	6
BUF	9	5	6	11	2
CAR	10	4	5	9	0
CHI	14	5	12	17	2
COL	15	6	6	12	14
CBJ	7	4	4	8	2
DAL	15	9	6	15	0
DET	9	4	10	14	4
EDM	23	9	6	15	6
FLA	10	3	4	7	0
LAK	21	7	15	22	2
MIN	14	2	10	12	0
MTL	10	2	9	11	2
NSH	15	3	18	21	0
NJD	10	4	14	18	2
NYI	9	3	5	8	4
NYR	10	5	4	9	2
OTT	10	3	7	10	2
PHI	9	4	9	13	0
PIT	10	4	3	7	4
SJS	23	6	10	16	2
STL	15	4	11	15	0
TBL	10	2	9	11	0
TOR	8	1	4	5	8
VAN	24	6	14	20	8
VGK	8	2	5	7	4
WSH	10	1	9	10	0
WPG	14	9	9	18	0
TOTAL	394	133	254	387	88

CAREER PLAYOFFS VS. NHL

TEAM	GP	G	A	PTS	PIM
ANA	9	2	3	5	4
COL	5	0	1	1	2
VAN	6	2	4	6	2
TOTAL	20	4	8	12	8



5 | MARK
GIORDANO



Defence | Shoots: Left | 6'1" | 200 lbs. | DOB: Oct. 3, 1983 | Birthplace: Toronto, ON

DRAFTED: Undrafted free agent signed by the Calgary Flames in 2004

CAREER REGULAR SEASON							CAREER PLAYOFFS					
SEASON	CLUB	LEAGUE	GP	G	A	PTS	PIM	GP	G	A	PTS	PIM
2001-02	Brampton	OPJHL	48	11	26	37	59	-	-	-	-	-
2002-03	Owen Sound	OHL	68	18	30	48	109	4	1	3	4	2
2003-04	Owen Sound	OHL	65	14	35	49	72	7	1	3	4	5
2004-05	Lowell	AHL	66	6	10	16	85	11	0	1	1	41
2005-06	Omaha	AHL	73	16	42	58	141	-	-	-	-	-
	Calgary	NHL	7	0	1	1	8	-	-	-	-	-
2006-07	Omaha	AHL	5	0	2	2	8	3	0	1	1	2
	Calgary	NHL	48	7	8	15	36	4	1	0	1	0
2007-08	Moscow	Russia	50	4	9	13	89	-	-	-	-	-
2008-09	Calgary	NHL	58	2	17	19	59	-	-	-	-	-
2009-10	Calgary	NHL	82	11	19	30	81	-	-	-	-	-
	Canada	WC	7	3	1	4	10	-	-	-	-	-
2010-11	Calgary	NHL	82	8	35	43	67	-	-	-	-	-
2011-12	Calgary	NHL	61	9	18	27	75	-	-	-	-	-
2012-13	Calgary	NHL	47	4	11	15	40	-	-	-	-	-
2013-14	Calgary	NHL	64	13	33	47	63	-	-	-	-	-
2014-15	Calgary	NHL	61	11	37	48	37	-	-	-	-	-
2015-16	Calgary	NHL	82	21	35	56	54	-	-	-	-	-
2016-17	Calgary	NHL	81	12	27	39	59	4	0	1	1	2
2017-18	Calgary	NHL	82	13	25	38	63	-	-	-	-	-
2018-19	Calgary	NHL	78	17	57	74	69	5	0	2	2	0
TOTAL	NHL	833	129	323	452	711	13	1	3	4	2	
		139	22	52	74	226	14	0	2	2	43	
		133	32	65	97	181	11	2	6	8	7	

NHL HIGHLIGHTS

CAREER FIRSTS

FIRST NHL GAME: at STL on Jan. 30, 2006

FIRST NHL GOAL: at TOR on Oct. 14, 2006

FIRST NHL ASSIST: at VAN on Apr. 8, 2006

LONGEST PERSONAL STREAKS

GOALS: 3 games (3x), Most Recent: Dec. 12 – Dec. 16, 2019 (3G)

ASSISTS: 6 games (1x), Oct. 31 – Nov. 10, 2014 (8A)

POINTS: 9 games (2x), Most Recent: Oct. 28 – Nov. 15, 2014 (5G, 9A)

CAREER HIGHS

GOALS: 2 (6x), Most Recent: vs. ARI on Jan. 13, 2019

ASSISTS: 3 (5x), Most Recent: vs. COL on Jan. 9, 2019

POINTS: 4 (1x), vs. COL on Nov. 1, 2018 (1G, 3A)

SHOTS: 9 (2x), Most Recent: vs. DAL on Mar. 27, 2019

PIM: 15 (1x), vs. CAR on Jan. 14, 2018

PLUS/MINUS: +5 (2x), Most Recent: vs. ARI on Jan. 13, 2019

TIME ON ICE: 33:32 (1x), at VAN on Jan. 18, 2014

MULTI-POINT GAMES: 80, Most Recent: at VAN on Mar. 23, 2019 (1G, 2A)

PLAYOFFS

2007, 2017, 2019: 13 games – 4 points (1G, 3A)

SHOOTOUTS

0-of-1 (0.0%), 0 Game-Deciding Goals

NHL/FLAMES AWARDS

2011-12: J.R. "Bud" McCaig Award

2015-16: Ralph T. Scurfield Humanitarian Award

2015-16: NHL Foundation Player Award

2017: Muhammad Ali Sports Humanitarian Award

2018-19: James Norris Memorial Trophy

ALL-STAR GAMES

2015: Columbus (Team Toews – 1A)

2016: Nashville (Pacific Division – 1A)

INTERNATIONAL

2010: WC – Team Canada (3G, 1A)

CAREER TRANSACTIONS

2004: Undrafted free agent signed by the Calgary Flames

2007: Signed as a free agent by HC Dynamo Moscow

2008: Signed as a free agent by the Calgary Flames

2018-19 HIGHLIGHTS

- Passed Joe Mullen for 13th all-time in Flames franchise history in points with 389 after his one assist performance on Oct. 30 at BUF
- Recorded a career high for points in a game with four (1G, 3A) on Nov. 1 vs. COL
- Notched career point number 400 with a two assist performance on Nov. 25 at ARI
- Became the first defenceman in franchise history to score a shorthanded goal in back-to-back games (Dec. 12 & Dec. 15)
- Tallied the 300th assist of his career on Jan. 7 at CHI
- Skated in his 800th career NHL game posting three points (2G, 1A) on Jan. 13 vs. ARI
- Recorded a new career high for points in a season (57) with two assists on Feb. 18 vs. ARI
- Took sole possession of second most games played in Flames franchise history (827) on Mar. 21 vs. OTT
- Finished the season with career highs in assists (57) and points (74)
- Ended the season with the highest plus/minus in the NHL at +39
- Named NHL 1st Team All-Star on Jun. 19
- Received the Norris Trophy as the NHL's best defenceman during the 2019-20 season at the NHL awards on Jun. 29

CAREER HIGHLIGHTS


- Playing in his 13th NHL season, all with the Flames
- Played in his 700th career NHL game on Dec. 4, 2017 at VAN
- Scored the 100th goal of his career on Oct. 14, 2017 at VAN
- Picked up his first career playoff assist on Apr. 17, 2017 vs. ANA
- Passed Craig Conroy for 18th in Flames franchise scoring with an assist on Nov. 25, 2016 vs. BOS
- Finished the season tied for second amongst NHL defencemen in goals (21) in 2015-16
- Set career high in points (56) in 2015-16
- Became the first Flames defencemen in 21 years to score over 20 goals in a season in 2015-16
- Recorded the 200th assist of his career on Feb. 3, 2016 vs. CAR
- Named to his second consecutive NHL All-Star game on Jan. 6, 2016
- In 2014-15, he finished fifth on the Flames in regular season scoring with 48 points, despite missing the final 20 games of the season and the entire playoffs with a bicep injury
- He recorded eight multi-point games during 2014-15
- Was named to the 2015 NHL All-Star team where he had an assist and a game-high +6 for Team Toews
- Became the first Flames player in six years to be the NHL's "First Star" when he was honoured for his performance in November 2015
- Recorded four straight multi-point games from Nov. 2 – 8, 2014
- In the 2013-14 campaign, he was sixth among NHL defencemen in goals (13), 11th in points (47), and tied for fifth in power play goals (7), all of which led Calgary blueliners
- Led the Flames in power play goals (7) and plus/minus (+12) and finished second on the Flames in points and assists (33), despite missing 18 games with a broken ankle
- Named the 19th captain in Flames franchise history on Sept. 20, 2013
- He led Flames defencemen in goals (9), power play goals (5) and shots (125) in 2011-12
- His 2010-11 campaign saw him lead Calgary blueliners and finish tied for 20th amongst NHL defencemen in points (43)
- Spent the 2007-08 campaign with Dynamo Moscow in the Russian Elite League
- Spent the 2003-04 season with the AHL's Lowell Lock Monsters before splitting 2005-06 and 2006-07 between Omaha of the AHL and Calgary
- Played his two-year OHL career with Owen Sound

CAREER VS. NHL

TEAM	GP	G	A	PTS	PIM
ANA	47	9	16	25	35
ARI	47	10	25	35	33
BOS	14	1	7	8	4
BUF	17	2	10	12	10
CAR	14	1	5	6	21
CHI	37	1	9	10	31
COL	47	7	20	27	41
CBJ	28	3	15	18	37
DAL	35	4	12	16	24
DET	27	8	6	14	22
EDM	53	8	19	27	67
FLA	15	5	8	13	4
LAK	47	4	13	17	30
MIN	45	7	15	22	45
MTL	20	4	6	10	18
NSH	36	7	15	22	18
NJD	14	3	8	11	8
NYI	14	1	4	5	14
NYR	16	2	4	6	10
OTT	18	1	4	5	22
PHI	13	3	6	9	15
PIT	15	4	2	6	8
SJS	46	4	20	24	40
STL	34	6	14	20	32
TBL	14	2	6	8	15
TOR	18	3	10	13	8
VAN	60	12	22	34	65
VGK	8	0	4	4	4
WSH	14	3	6	9	14
WPG	20	4	12	16	16
TOTAL	833	129	323	452	711

CAREER PLAYOFFS VS. NHL

TEAM	GP	G	A	PTS	PIM
ANA	4	0	1	1	2
COL	5	0	2	2	0
DET	4	1	0	1	0
TOTAL	13	1	3	4	2



24 | TRAVIS
HAMONIC



Defence | Shoots: Right | 6'1" | 200 lbs. | DOB: Aug. 16, 1990 | Birthplace: St. Malo, MB

DRAFTED: Selected by the New York Islanders in the second round (53rd overall) in the 2008 NHL Draft

ACQUIRED: Trade from the New York Islanders on June 24, 2017

CAREER REGULAR SEASON							CAREER PLAYOFFS					
SEASON	CLUB	LEAGUE	GP	G	A	PTS	PIM	GP	G	A	PTS	PIM
2006-07	Moose Jaw	WHL	22	0	3	3	30	-	-	-	-	-
	Winnipeg	MJHL	32	2	13	15	62	-	-	-	-	-
2007-08	Moose Jaw	WHL	61	5	17	22	101	6	0	1	1	6
2008-09	Moose Jaw	WHL	57	13	27	40	126	-	-	-	-	-
2009-10	Moose Jaw	WHL	31	10	29	39	48	-	-	-	-	-
	Brandon	WHL	10	1	4	5	17	15	4	7	11	23
2010-11	Bridgeport	AHL	19	2	5	7	45	-	-	-	-	-
	NYI	NHL	62	5	21	26	103	-	-	-	-	-
2011-12	NYI	NHL	73	2	22	24	73	-	-	-	-	-
2012-13	Bridgeport	AHL	21	4	6	10	37	-	-	-	-	-
	NYI	NHL	48	3	7	10	28	6	0	1	1	23
2013-14	NYI	NHL	69	3	15	18	68	-	-	-	-	-
2014-15	NYI	NHL	71	5	28	33	85	-	-	-	-	-
2015-16	NYI	NHL	72	5	16	21	35	11	1	2	3	8
2016-17	NYI	NHL	49	3	11	14	60	-	-	-	-	-
2017-18	Calgary	NHL	74	1	10	11	79	-	-	-	-	-
2018-19	Calgary	NHL	69	7	12	19	33	5	0	0	0	2
TOTAL		NHL	587	34	142	176	564	22	1	3	4	33
		Flames	143	8	22	30	112	5	0	0	0	2
		AHL	40	6	11	17	82	-	-	-	-	-
		WHL	181	29	80	109	322	21	4	8	12	29

NHL HIGHLIGHTS

CAREER FIRSTS

FIRST NHL GAME: vs. CBJ on Nov. 24, 2010

FIRST NHL GOAL: at ATL on Feb. 1, 2011

FIRST NHL ASSIST: vs. NYR on Dec. 2, 2010

LONGEST PERSONAL STREAKS

GOALS: 2 games (2x), Most Recent: Oct. 22 – 30, 2016 (2G)

ASSISTS: 4 games (1x), Feb. 7 – 12, 2015 (5A)

POINTS: 4 games (1x), Feb. 7 – 12, 2015 (5A)

CAREER HIGHS

GOALS: 1 (34x), Most Recent: at VGK on Mar. 6, 2019

ASSISTS: 2 (16x), Most Recent: at CBJ on Dec. 4, 2018

POINTS: 3 (2x), Most Recent: vs. WSH on Mar. 13, 2012 (1G, 2A)

SHOTS: 8 (1x), at PHI on Apr. 9, 2011

PIM: 32 (1x), vs. NJD on Mar. 1, 2014

PLUS/MINUS: +5 (1x), vs. NJD on Mar. 12, 2019

TIME ON ICE: 30:30 (1x), at TBL on Mar. 27, 2014

MULTI-POINT GAMES: 20, Most Recent: at CBJ on Dec. 4, 2018

PLAYOFFS

2013, 2016, 2019: 22 games – 4 points (1G, 3A)

NHL/FLAMES AWARDS

2016-17: NHL Foundation Player Award

2017-18: Ralph T. Scurfield Humanitarian Award

2018-19: Ralph T. Scurfield Humanitarian Award

INTERNATIONAL

2008: WU18 – Team Canada

2010: WJC – Team Canada

SHOOTOUTS

0-of-5 (0.0%), 0 Game-Deciding Goals

CAREER TRANSACTIONS

2017: Traded to Calgary by NY Islanders with NY Islanders' 4th round (conditional) pick in 2019 NHL Draft for Calgary's 1st round in 2018 NHL Draft, Calgary's 2nd round pick in 2018 NHL Draft and Calgary's 2nd round (conditional) pick in 2019 NHL Draft

2018-19 HIGHLIGHTS

- Scored his first goal of the season on Oct. 27 vs. WSH
- Notched the game winner in a 1-0 finish on Nov. 10 at LAK
- Set a new career high for goals in a season with his sixth on Mar. 2 vs. MIN

CAREER HIGHLIGHTS

- Playing in his tenth NHL season, third with the Flames
- Played in his first game as a Flame on Oct. 4, 2017 at EDM
- Scored his first goal as a Flame on Oct. 14, 2017 at VAN
- Skated in his 500th career NHL game on Feb. 19, 2018 vs. BOS
- Won the 2017 NHL Foundation Player Award for Humanitarian of the Year on Jun. 20, 2017
- Established career highs in points (33), assists (18) and plus/minus rating (+15) in 71 games played in 2014-15
- Led all Islanders in average time on ice (21:47) that same season
- Played in his 300th NHL game on Feb. 17, 2015 vs. CAR
- Recorded his 100th NHL point (goal) on Feb. 21, 2015 vs. WSH
- Played in six playoff games in 2013 tallying one assist for the Islanders
- Scored his first NHL goal on Feb. 1, 2011 vs. ATL
- Recorded his first NHL point (assist) on Dec. 2, 2010 vs. NYR
- Made his NHL debut on Nov. 24, 2010 vs. CBJ
- Split his fourth WHL season with the Moose Jaw Warriors and Brandon Wheat Kings totaling 44 points (11G, 33A) in 31 games
- Skated for Team Canada in the IIHF World Junior Championships in 2010 receiving a silver medal
- Won a gold medal at the Under-18 World Championships as a member of Team Canada in 2008

CAREER VS. NHL

TEAM	GP	G	A	PTS	PIM
ANA	17	1	3	4	7
ARI	16	0	1	1	4
BOS	23	0	6	6	4
BUF	23	0	10	10	16
CGY	9	0	4	4	4
CAR	26	1	7	8	24
CHI	16	1	5	6	12
COL	13	1	1	2	2
CBJ	19	2	5	7	18
DAL	13	0	2	2	12
DET	15	0	1	1	36
EDM	18	0	5	5	11
FLA	19	1	6	7	39
LAK	15	2	2	4	8
MIN	16	1	2	3	16
MTL	20	1	2	3	18
NSH	13	0	3	3	4
NJD	32	3	6	9	58
NYI	4	1	1	2	2
NYR	30	1	13	14	45
OTT	22	2	8	10	2
PHI	28	1	3	4	25
PIT	35	4	11	15	83
SJS	17	0	1	1	15
STL	11	0	3	3	4
TBL	22	0	3	3	21
TOR	24	1	7	8	22
VAN	15	3	5	8	16
VGK	7	1	2	3	11
WSH	28	5	7	12	10
WPG	21	1	7	8	15
TOTAL	587	34	142	176	564

CAREER PLAYOFFS VS. NHL

TEAM	GP	G	A	PTS	PIM
COL	5	0	0	0	2
FLA	6	0	1	1	2
PIT	6	0	1	1	23
TBL	5	1	1	2	6
TOTAL	22	1	3	4	33



55 | NOAH
HANIFIN



Defence | Shoots: Left | 6'3" | 210 lbs. | DOB: Jan. 25, 1997 | Birthplace: Boston, MA

DRAFTED: Selected by Carolina in the first round (5th overall) in the 2015 NHL Draft

ACQUIRED: Trade from Carolina on June 23, 2018

SEASON	CLUB	CAREER REGULAR SEASON						CAREER PLAYOFFS				
		LEAGUE	GP	G	A	PTS	PIM	GP	G	A	PTS	PIM
2013-14	U.S. National U17 Team	USHL	25	5	7	12	18	-	-	-	-	-
	U.S. National U18 Team	USHL	6	1	7	8	0	-	-	-	-	-
2014-15	Boston College	H-East	37	5	18	23	16	-	-	-	-	-
2015-16	Carolina	NHL	79	4	18	22	22	-	-	-	-	-
2016-17	Carolina	NHL	81	4	25	29	26	-	-	-	-	-
2017-18	Carolina	NHL	79	10	22	32	21	-	-	-	-	-
2018-19	Calgary	NHL	80	5	28	33	12	5	0	1	1	4
TOTAL		NHL	319	23	93	116	81	5	0	1	1	4
		Flames	80	5	28	33	12	5	0	1	1	4
		H-EAST	37	5	18	23	16	-	-	-	-	-
		USHL	31	6	14	20	18	-	-	-	-	-

NHL HIGHLIGHTS

CAREER FIRSTS

FIRST NHL GAME: at NSH on Oct. 9, 2015

FIRST NHL GOAL: vs. ANA Nov. 11, 2015

FIRST NHL ASSIST: vs. DET on Oct. 10, 2015

LONGEST PERSONAL STREAKS

GOALS: 1 game (18x), Most Recent: Mar. 27, 2018

ASSISTS: 3 games (3x), Most Recent: Nov. 4 – 10, 2017 (3A)

POINTS: 3 games (4x), Most Recent: Nov. 24 – 28, 2017 (1G, 2A)

CAREER HIGHS

GOALS: 2 (1x), at ARI on Nov. 25, 2018

ASSISTS: 3 (2x), Most Recent: at MTL on Jan. 25, 2018

POINTS: 3 (3x), Most Recent: at MTL on Jan. 25, 2018

SHOTS: 7 (1x), vs. FLA on Dec. 2, 2017

PIM: 5 (1x), vs. FLA on Dec. 2, 2017

PLUS/MINUS: +5 (1x), at MTL on Jan. 25, 2018

TIME ON ICE: 25:09 (1x), at EDM on Dec. 9, 2018

MULTI-POINT GAMES: 14, Most Recent: at PHI on Jan. 5, 2019

PLAYOFFS

2019: 5 games – 1 point (1A)

ALL-STAR GAMES

2018: Tampa Bay (Metropolitan Division)

INTERNATIONAL

2014: WJC18 – Team USA (Gold Medal - 1G, 4A)

2015: WJC – Team USA (0G, 2A)

2016: WC – Team USA (1G, 2A)

2017: WC – Team USA (0G, 2A)

2019: WC – Team USA (1G, 3A)

SHOOTOUTS

1-of-3 (33.3%), 1 Game-Deciding Goal

CAREER TRANSACTIONS

2018: Traded from the Carolina Hurricanes to the Calgary Flames along with Elias Lindholm for Dougie Hamilton, Micheal Ferland, and Adam Fox on June 23, 2018

2018-19 HIGHLIGHTS

- Made his Flames debut on Oct. 3, 2018 notching his first point as a Flame (assist)
- Notched the first two-goal game of his career on Nov. 25 at ARI
- Became only the third Flames defenceman in franchise history to log a powerplay goal and a shorthanded goal in the same game, joining Mark Giordano and Al MacInnis
- Notched the 100th point of his career on a goal by Johnny Gaudreau on Dec. 27 at WPG
- Skated in his 300th career NHL game on Feb. 22 vs. ANA
- Ended the season with career highs in assists (28) and points (33)
- Made his postseason debut on Apr. 11 vs. COL

CAREER HIGHLIGHTS

- Playing in his fifth NHL season, second with the Flames
- Represented the Carolina Hurricanes at the 2018 NHL All-Star Game in Tampa Bay on Jan. 28, 2018. His first All-Star appearance.
- Played in his 200th career NHL game on Jan. 4, 2018 vs. PIT
- Registered a career high in assists (25) in 81 games in 2016-17
- Scored his first career game-winning goal in overtime on Mar. 30, 2017 vs. CBJ
- Earned an even-or-better rating in a career-best 16 straight games from Nov. 10 – Dec. 12, 2016
- Had a career-high three assists at CGY on Oct. 20, 2016, making him the first teenage defenceman in Whalers/Hurricanes history to record three points in one game
- Completed his rookie season with the Hurricanes, posting 22 points (4G, 18A) in 79 games played in 2015-16
- Ended the season ranked fourth among NHL rookie defencemen in points, tied for fourth in goals and assists, tied for second in power-play points (7) and third in shots on goal (122) during the 2015-16 campaign
- Beat Anton Khudobin for his first NHL goal on Nov. 16, 2015 vs. ANA
- Made his NHL debut on Oct. 8, 2015 at NSH
- Recorded five goals and 18 assists (23 points) during his freshman season at Boston College, ranking third among rookie NCAA defencemen in 2014-15
- At 17, became the youngest player to ever suit up for Boston College when he made his debut vs. UMass-Lowell on Oct. 10, 2014
- Won a gold medal as a member of Team USA at the U-18 World Junior Championships in 2014

CAREER VS. NHL

TEAM	GP	G	A	PTS	PIM
ANA	9	1	1	2	2
ARI	9	2	2	4	0
BOS	11	2	6	8	4
BUF	11	1	3	4	2
CGY	6	0	5	5	0
CAR	2	1	0	1	0
CHI	9	0	2	2	6
COL	9	0	1	1	2
CBJ	13	4	6	10	2
DAL	9	0	4	4	0
DET	10	1	3	4	2
EDM	9	0	3	3	2
FLA	11	1	3	4	7
LAK	9	0	2	2	4
MIN	9	1	5	6	6
MTL	11	1	4	5	2
NSH	9	1	4	5	0
NJD	15	1	2	3	2
NYI	14	2	3	5	4
NYR	13	0	2	2	4
OTT	10	1	1	2	0
PHI	15	0	4	4	8
PIT	15	0	1	1	2
SJS	10	0	5	5	2
STL	9	0	5	5	2
TBL	11	1	3	4	6
TOR	11	1	1	2	0
VAN	11	0	6	6	6
VGK	6	0	1	1	0
WSH	14	0	0	0	2
WPG	9	1	5	6	2
TOTAL	319	23	93	116	81

CAREER PLAYOFFS VS. NHL

TEAM	GP	G	A	PTS	PIM
COL	5	0	1	1	4
TOTAL	5	0	1	1	4



77 | MARK
JANKOWSKI



Centre | Shoots: Left | 6'4" | 205 lbs. | DOB: Sep. 13, 1994 | Birthplace: Hamilton, ON

DRAFTED: Selected by Calgary in the first round (21st overall) in the 2012 NHL Draft

CAREER REGULAR SEASON								CAREER PLAYOFFS				
SEASON	CLUB	LEAGUE	GP	G	A	PTS	PIM	GP	G	A	PTS	PIM
2012-13	Providence College	NCAA	34	7	11	18	10	-	-	-	-	-
2013-14	Providence College	NCAA	39	13	12	25	14	-	-	-	-	-
2014-15	Providence College	NCAA	37	8	19	27	14	-	-	-	-	-
2015-16	Providence College	NCAA	38	15	25	40	28	-	-	-	-	-
	Stockton	AHL	8	2	4	6	0	-	-	-	-	-
2016-17	Stockton	AHL	64	27	29	56	29	5	1	4	5	0
	Calgary	NHL	1	0	0	0	0	-	-	-	-	-
2017-18	Stockton	AHL	6	5	3	8	12	-	-	-	-	-
	Calgary	NHL	72	17	8	25	33	-	-	-	-	-
2018-19	Calgary	NHL	79	14	18	32	12	5	0	0	0	0
TOTAL		NHL	152	31	26	57	45	5	0	0	0	0
		AHL	72	29	33	62	29	5	1	4	5	0
		NCAA	148	43	67	110	51	-	-	-	-	-

NHL HIGHLIGHTS

CAREER FIRSTS

FIRST NHL GAME: at NYI on Nov. 28, 2016

FIRST NHL GOAL: vs. DET on Nov. 9, 2017

FIRST NHL ASSIST: vs. STL on Nov. 13, 2017

LONGEST PERSONAL STREAKS

GOALS: 2 games (3x), Most Recent: Mar. 31 – Apr. 1, 2019 (2G)

ASSISTS: 2 games (2x), Most Recent: Jan. 2 – 3, 2019 (2A)

POINTS: 2 games (7x), Most Recent: Mar. 31 – Apr. 1 2019 (2G, 2A)

CAREER HIGHS

GOALS: 4 (1x), vs. VGK on Apr. 7, 2018

ASSISTS: 2 (2x), Most Recent: at LAK on Apr. 1, 2019

POINTS: 4 (1x), vs. VGK on Apr. 7, 2018

SHOTS: 8 (1x), vs. VGK on Apr. 7, 2018

PIM: 7 (1x), vs. EDM on Mar. 31, 2018

PLUS/MINUS: +3, Most Recent: vs. VGK on Apr. 7, 2018

TIME ON ICE: 17:59 (1x), at LAK on Apr. 1, 2019

MULTI-POINT GAMES: 10, Most Recent: at LAK on Apr. 1, 2019

PLAYOFFS

2019: 5 games

SHOOTOUTS

0-of-1 (0.0%), 0 Game-Deciding Goals

2018-19 HIGHLIGHTS

- Had his first two-goal performance of the season on Nov. 25 at ARI
- Skated in his 100th career NHL game on Dec. 8 vs. NSH
- Scored his fifth shorthanded goal of the season on Mar. 16 at WPG
- Finished the season with career highs in assists (18) and points (32)
- Made his postseason debut on Apr. 11 vs. COL

CAREER HIGHLIGHTS

- Playing in his third NHL season, all with the Flames
- Notched his first career hat trick scoring four goals on Apr. 7, 2018 vs. VGK
- Recorded his first two-goal game and first career multi-point game (2G, 1A) on Nov. 13, 2017 vs. STL
- Scored his first career NHL goal on Nov. 9, 2017 assisted by Jaromir Jagr and Sam Bennett vs. DET
- Made his NHL debut on Nov. 26, 2016 at NYI
- Was drafted in the first round (21st overall) by the Flames in the 2012 NHL Draft
- Was named to the AHL All-Rookie team for the 2016-17 season
- Had the most goals by an AHL rookie with 27 in 2016-17
- Was named to the NCAA (East) second All-American Team
- Won the NCAA Championship as a member of Providence in 2015 and was named to the All-Tournament Team

CAREER VS. NHL

TEAM	GP	G	A	PTS	PIM
ANA	7	1	0	1	4
ARI	8	5	1	6	2
BOS	4	0	2	2	0
BUF	4	1	1	2	0
CAR	3	1	0	1	2
CHI	5	0	0	0	0
COL	6	1	0	1	2
CBJ	4	0	2	2	0
DAL	6	0	1	1	0
DET	4	1	1	2	0
EDM	7	1	1	2	7
FLA	4	1	0	1	2
LAK	7	2	2	4	4
MIN	5	0	1	1	2
MTL	4	0	0	0	0
NSH	5	1	0	1	2
NJD	4	0	0	0	0
NYI	5	1	1	2	0
NYR	4	0	1	1	2
OTT	3	0	1	1	0
PHI	4	0	0	0	0
PIT	4	0	0	0	6
SJS	8	3	2	5	2
STL	5	2	2	4	2
TBL	4	1	1	2	0
TOR	4	0	0	0	0
VAN	8	2	5	7	0
VGK	8	4	0	4	2
WSH	3	0	0	0	0
WPG	5	3	1	4	4
TOTAL	152	31	26	57	45

CAREER PLAYOFFS VS. NHL

TEAM	GP	G	A	PTS	PIM
COL	5	0	0	0	0
TOTAL	5	0	0	0	0



28 | ELIAS
LINDHOLM



Right Wing | Shoots: Right | 6'1" | 195 lbs. | DOB: Dec. 2, 1994 | Birthplace: Boden, SWE

DRAFTED: Selected by Carolina in the first round (5th overall) in the 2013 NHL Draft

ACQUIRED: Trade from Carolina on June 23, 2018

SEASON	CLUB	LEAGUE	CAREER REGULAR SEASON					CAREER PLAYOFFS				
			GP	G	A	PTS	PIM	GP	G	A	PTS	PIM
2011-12	Brynäs IF Gavle	SEL	12	0	0	0	0	-	-	-	-	-
2012-13	Brynäs IF Gavle	SEL	48	11	19	30	2	4	0	0	0	4
2013-14	Carolina	NHL	58	9	12	21	4	-	-	-	-	-
	Charlotte	AHL	6	1	2	3	4	-	-	-	-	-
2014-15	Carolina	NHL	81	17	22	39	14	-	-	-	-	-
2015-16	Carolina	NHL	82	11	28	39	24	-	-	-	-	-
2016-17	Carolina	NHL	72	11	34	45	16	-	-	-	-	-
2017-18	Carolina	NHL	81	16	28	44	18	-	-	-	-	-
2018-19	Calgary	NHL	81	27	51	78	20	5	1	1	2	4
TOTAL	NHL		455	91	175	266	96	5	1	1	2	4
	Flames		81	27	51	78	20	5	1	1	2	4
	AHL		6	1	2	3	4	-	-	-	-	-
	SEL		60	11	19	30	2	4	0	0	0	4

NHL HIGHLIGHTS

CAREER FIRSTS

FIRST NHL GAME: vs. DET on Oct. 4, 2013

FIRST NHL GOAL: at WSH on Oct. 10, 2013

FIRST NHL ASSIST: vs. PIT on Oct. 28, 2013

LONGEST PERSONAL STREAKS

GOALS: 4 games (1x), Dec. 2 – 8, 2018 (5G)

ASSISTS: 6 games (1x), Jan. 11 – 22, 2019 (7A)

POINTS: 10 games (2x), Most Recent: Jan. 7 – Feb. 3, 2019 (3G, 9A)

CAREER HIGHS

GOALS: 3 (1x), vs. EDM on Mar. 8, 2015

ASSISTS: 3 (5x), Most Recent: vs. NJD on Mar. 12, 2019

POINTS: 5 (1x), vs. EDM on Mar. 8, 2015

SHOTS: 8 (1x), vs. TOR on Dec. 18, 2014

PIM: 6 (1x), at BOS on Jan. 3, 2019

PLUS/MINUS: +4 (2x), Most Recent: vs. NJD on Mar. 12, 2019

TIME ON ICE: 25:07 (1x), vs. VAN on Dec. 29, 2018

MULTI-POINT GAMES: 50, Most Recent: vs. NJD on Mar. 12, 2019 (1G, 3A)

PLAYOFFS

2019: 5 games – 2 points (1G, 1A)

INTERNATIONAL

2012: WJC18 – Team Sweden (Silver Medal – 2G, 1A)

2013: WJC – Team Sweden (Silver Medal – 2G, 2A)

2014: WJC – Team Sweden (Silver Medal – 2G, 7A)

2015: WC – Team Sweden (2G, 4A)

2017: WC – Team Sweden (Gold Medal – 5G, 2A)

2019: WC – Team Sweden (1G, 5A)

PENALTY SHOTS

Nov. 25, 2016 vs. ARI (Raanta) – No Goal

Jan. 24, 2016 vs. CGY (Ramo) – Goal

SHOOTOUTS

2-of-11 (18.1%), 1 Game-Deciding Goal

CAREER TRANSACTIONS

2018: Traded from the Carolina Hurricanes to the Calgary Flames along with Noah Hanifin for Dougie Hamilton, Micheal Ferland, and Adam Fox on June 23, 2018

2018-19 HIGHLIGHTS

- Made his Flames debut on Oct. 3 at VAN
- Scored his first as a Flame and added another for a two-goal and one-assist performance on Oct. 6 vs. VAN
- Notched back-to-back game winners on Oct. 6 and Oct. 9
- Recorded his 200th career NHL point and his fourth game-winning goal of the season on Oct. 29 at TOR
- Skated in game number 400 of his NHL career on Nov. 30 vs. LAK
- Scored his 18th goal of the season, marking a new career high for goals in a season on Dec. 31 vs. SJS
- Notched the first 20-goal season of his career on Mar. 12 vs. NJD
- Ended the season with career highs in goals (27), assists (51), and points (78)
- Made his postseason debut on Apr. 11 vs. COL
- Scored his first career Stanley Cup Playoff goal on Apr. 17 vs. COL

CAREER HIGHLIGHTS

- Playing in his seventh NHL season, second with the Flames
- Earned his 100th NHL assist on Oct. 29, 2017 vs. ANA
- Played in his 300th NHL game on Oct. 24, 2017 vs. TBL
- Led the Hurricanes in assists during the 2016-17 season with 34
- Won a gold medal with Sweden at the IIHF World Championships following the 2016-17 season
- Had points in a career-high 10 consecutive games from Mar. 9 – 25, 2017 scoring four goals and seven assists over that span
- Earned his 100th NHL point with an assist on Oct. 20, 2016 at CGY
- Beat Karri Ramo on a penalty shot vs. CGY on Jan. 24, 2016, becoming the youngest player in Carolina Hurricanes history to score a penalty shot goal
- Scored his first NHL hat trick and added two assists for a career-high five points on Mar. 8, 2015 vs. EDM
- Skated in his 100th career NHL game on Jan. 10, 2015 vs. STL
- Recorded his first career game-winning goal on Nov. 1, 2014 vs. ARI
- Scored his first NHL goal on Oct. 10, 2013 at WSH
- Became the youngest Swedish player in NHL history to score a goal (18 years, 312 days) on Oct. 10, 2013
- Notched his first NHL assist on Oct. 28, 2013 vs. PIT
- Made his NHL debut on Oct. 4, 2013 vs. DET
- Assigned to Sweden's World Junior Championship team on Dec. 18, 2013, recorded nine points (2G, 7A) in six games, helping Sweden capture the silver medal
- In his full season in the Swedish Elite League with Brynas IF, ranking third on the team in scoring despite being the youngest player on the roster in 2012-13
- Helped Team Sweden capture silver at the U18 World Junior Championships in 2012

CAREER VS. NHL

TEAM	GP	G	A	PTS	PIM
ANA	11	1	4	5	0
ARI	12	2	9	11	4
BOS	15	2	5	7	14
BUF	16	1	9	10	0
CGY	10	2	1	3	0
CAR	2	1	1	2	0
CHI	11	2	9	11	0
COL	12	4	3	7	0
CBJ	21	5	8	13	6
DAL	13	0	7	7	2
DET	16	5	3	8	8
EDM	14	7	6	13	4
FLA	17	4	7	11	8
LAK	13	2	4	6	2
MIN	11	3	4	7	0
MTL	16	3	5	8	2
NSH	12	5	5	10	2
NJD	22	2	10	12	0
NYI	20	4	10	14	6
NYR	21	2	3	5	8
OTT	17	3	3	6	0
PHI	24	4	7	11	4
PIT	22	4	12	16	6
SJS	13	4	7	11	2
STL	11	1	4	5	2
TBL	14	2	8	10	2
TOR	15	6	5	11	4
VAN	15	3	4	7	6
VGK	6	0	1	1	2
WSH	20	5	5	10	2
WPG	13	2	6	8	0
TOTAL	455	91	175	266	96

CAREER PLAYOFFS VS. NHL

TEAM	GP	G	A	PTS	PIM
COL	5	1	1	2	4
TOTAL	5	1	1	2	4



17 | MILAN
LUCIC



Left Wing | Shoots: Left | 6'3" | 230 lbs. | DOB: Jun. 7, 1988 | Birthplace: Vancouver, BC

DRAFTED: Selected by Boston in the second round (50th overall) in the 2006 NHL Draft

ACQUIRED: Traded from Edmonton on July 19, 2019

SEASON	CLUB	LEAGUE	CAREER REGULAR SEASON					CAREER PLAYOFFS				
			GP	G	A	PTS	PIM	GP	G	A	PTS	PIM
2004-05	Coquitlam	BCHL	50	9	14	23	100	6	1	5	6	7
	Vancouver	WHL	1	0	0	0	2	2	0	0	0	0
2005-06	Vancouver	WHL	62	9	10	19	149	18	3	4	7	23
2006-07	Vancouver	WHL	70	30	38	68	147	22	7	12	19	26
2007-08	Boston	NHL	77	8	19	27	89	7	2	0	2	4
2008-09	Boston	NHL	72	17	25	42	136	10	3	6	9	43
2009-10	Boston	NHL	50	9	11	20	44	13	5	4	9	19
2010-11	Boston	NHL	79	30	32	62	121	25	5	7	12	63
2011-12	Boston	NHL	81	26	35	61	135	7	0	3	3	8
2012-13	Boston	NHL	46	7	20	27	75	22	7	12	19	14
2013-14	Boston	NHL	80	24	35	59	91	12	4	3	7	4
2014-15	Boston	NHL	81	18	26	44	81	-	-	-	-	-
2015-16	Los Angeles	NHL	81	20	35	55	79	5	0	3	3	4
2016-17	Edmonton	NHL	82	23	27	50	50	13	2	4	6	20
2017-18	Edmonton	NHL	82	10	24	34	80	-	-	-	-	-
2018-19	Edmonton	NHL	79	6	14	20	91	-	-	-	-	-
TOTAL		NHL	890	198	303	501	1072	114	28	42	70	179
		WHL	133	39	48	87	298	42	10	16	26	49
		BCHL	50	9	14	23	100	6	1	5	6	7

NHL HIGHLIGHTS

CAREER FIRSTS

FIRST NHL GAME: vs. CGY on Oct. 5, 2007

FIRST NHL GOAL: at LAK on Oct. 12, 2007

FIRST NHL ASSIST: at LAK on Oct. 12, 2007

LONGEST PERSONAL STREAKS

GOALS: 5 games (1x), Oct. 29 – Nov. 10, 2011 (6G)

ASSISTS: 5 game (2x), Most Recent: Mar. 3 – 12, 2016 (5A)

POINTS: 9 games (1x), Apr. 5 – Oct. 21, 2010 (4G, 6A)

CAREER HIGHS

GOALS: 3 (3x), Most Recent: at SJS on Apr. 6, 2017

ASSISTS: 3 (6x), Most Recent: at COL on Nov. 23, 2016

POINTS: 4 (2x), Most Recent: at COL on Nov. 23, 2016 (1G, 3A)

SHOTS: 7 (2x), Most Recent: vs. ARI on Nov. 27, 2016

PIM: 22 (1x), vs. ATL on Dec. 23, 2010

PLUS/MINUS: +5 (1x), vs. MTL on Feb. 9, 2011

TIME ON ICE: 23:43 (1x), at NYR on Feb. 12, 2016

MULTI-POINT GAMES: 91, Most Recent: vs. BUF on Jan. 14, 2019

PLAYOFFS

2008, 2009, 2010, 2011, 2012, 2013, 2014, 2016, 2017:

114 games – 70 points (28G, 42A)

2011: Stanley Cup (Boston)

SHOOTOUTS

0-of-3 (0.0%), 0 Game-Deciding Goals

CAREER TRANSACTIONS

2015: Traded to the Los Angeles Kings for Colin Miller, Martin Jones and first-round pick in the 2015 NHL Draft

2016: Signed as an unrestricted free agent with the Edmonton Oilers on July 1, 2016

2019: Traded to Calgary with a conditional third-round pick in the 2020 NHL Draft for James Neal

2018-19 HIGHLIGHTS

- Appeared in his 200th game as an Oiler on Dec. 27 vs. ANA
- Scored four goals over six games from Jan. 8 – 19
- Posted his 300th NHL assist on Feb. 23 vs. ANA
- Recorded his 500th NHL point (assist) on Mar. 30 vs. ANA
- Finished the season with six goals and 14 assists for 20 points and 91 PIM's

CAREER HIGHLIGHTS

- Playing in his 12th NHL season, first with the Flames
- Led the Oilers and ranked third in the NHL in hits with 254 during the 2017-18 season
- Played in his 800th career NHL game on Mar. 17, 2018 vs. FLA
- Led the Oilers with 12 power play goals, tied for eighth in the NHL in 2016-17
- Registered his third career hat trick, a natural hat trick, on Apr. 6, 2017 at SJS
- Played in his 700th career NHL game on Feb. 2, 2017 at NSH
- Registered his 400th career NHL point on Oct. 16, 2016 vs. BUF
- Traded from Boston to Los Angeles on June 26, 2015 after eight seasons with the Bruins
- Reached the Stanley Cup final in 2013 as a member of the Boston Bruins
- Scored his 100th NHL goal on Oct. 14, 2013 vs. DET
- As a member of the Boston Bruins, won the Stanley Cup in 2011 finishing the playoffs with five goals and seven assists for 12 points in 25 games
- Played in the Young Stars game during the NHL's All-Star weekend in 2008-09
- Won a Memorial Cup as a member of the Vancouver Giants in 2007
- Won the 2006 WHL Championship with the Vancouver Giants
- Captained Canada's National Junior Team for the Canada-Russia Super Series in August/September of 2007, helping Canada win the series (7W, 1T)

CAREER VS. NHL

TEAM	GP	G	A	PTS	PIM
ANA	27	3	7	10	30
ARI	27	5	9	14	32
BOS	8	2	3	5	2
BUF	53	13	16	29	73
CGY	24	9	9	18	37
CAR	36	7	12	19	55
CHI	22	3	5	8	10
COL	20	5	8	13	20
CBJ	20	5	4	9	54
DAL	21	5	8	13	32
DET	21	1	10	11	6
EDM	12	3	6	9	20
FLA	37	10	8	18	34
LAK	25	4	3	7	34
MIN	21	2	5	7	10
MTL	48	14	15	29	96
NSH	20	4	8	12	21
NJD	34	11	11	22	20
NYI	33	12	17	29	36
NYR	34	7	13	20	42
OTT	46	9	18	27	47
PHI	31	8	9	17	39
PIT	33	7	13	20	31
SJS	28	8	9	17	23
STL	21	5	6	11	58
TBL	36	11	8	19	56
TOR	47	7	23	30	52
VAN	26	3	12	15	22
VGK	8	0	1	1	2
WSH	35	7	14	21	41
WPG	36	8	13	21	37
TOTAL	890	198	303	501	1072

CAREER PLAYOFFS VS. NHL

TEAM	GP	G	A	PTS	PIM
ANA	7	1	3	4	16
BUF	6	0	2	2	15
CAR	7	3	3	6	12
CHI	6	4	2	6	0
DET	5	3	1	4	2
MTL	24	3	7	10	54
NYR	5	1	0	1	0
PHI	11	7	3	10	18
PIT	4	0	3	3	8
SJS	11	1	4	5	8
TBL	7	1	3	4	12
TOR	7	2	7	9	6
VAN	7	2	1	3	20
WSH	7	0	3	3	8
TOTAL	114	28	42	70	179



88 | ANDREW
MANGIAPANE



Left Wing | Shoots: Left | 5'10" | 180 lbs. | DOB: Apr. 4, 1996 | Birthplace: Bolton, ON

DRAFTED: Selected by Calgary in the sixth round (166th overall) in the 2015 NHL Draft

SEASON	CLUB	LEAGUE	CAREER REGULAR SEASON					CAREER PLAYOFFS				
			GP	G	A	PTS	PIM	GP	G	A	PTS	PIM
2013-14	Barrie	OHL	68	24	27	51	28	11	2	5	7	8
2014-15	Barrie	OHL	68	43	61	104	54	9	6	4	10	12
2015-16	Barrie	OHL	59	51	55	106	50	15	10	11	21	14
2016-17	Stockton	AHL	66	20	21	41	64	5	1	2	3	2
2017-18	Stockton	AHL	39	21	25	46	20	-	-	-	-	-
	Calgary	NHL	10	0	0	0	2	-	-	-	-	-
2018-19	Stockton	AHL	15	9	8	17	20	-	-	-	-	-
	Calgary	NHL	44	8	5	13	12	5	1	0	1	0
TOTAL		NHL	54	8	5	13	14	5	1	0	1	0
		AHL	120	50	54	104	104	5	1	2	3	2
		OHL	195	118	143	259	132	35	18	20	38	34

NHL HIGHLIGHTS

CAREER FIRSTS

FIRST NHL GAME: vs. CHI on Dec. 31, 2017

FIRST NHL GOAL: at VAN on Feb. 9, 2019

FIRST NHL ASSIST: vs. ARI on Jan. 13, 2019

LONGEST PERSONAL STREAKS

GOALS: 3 games (1x), Mar. 19 – 23, 2019 (3G)

ASSISTS: 1 game (5x), Most Recent: Mar. 31, 2019 (1A)

POINTS: 3 games (1x), Mar. 19 – 23, 2019 (3G, 1A)

CAREER HIGHS

GOALS: 1 (8x), Most Recent: at LAK on Apr. 1, 2019

ASSISTS: 1 (5x), Most Recent: at SJS on Mar. 31, 2019

POINTS: 2 (1x), vs. OTT on Mar. 21, 2019 (1G, 1A)

SHOTS: 5 (1x), at VAN on Feb. 9, 2019

PIM: 4 (1x), vs. CBJ on Mar. 19, 2019

PLUS/MINUS: +3 (1x), at VAN on Mar. 23, 2019

TIME ON ICE: 15:01 (1x), at CBJ on Dec. 4, 2018

MULTI-POINT GAMES: 1, vs. OTT on Mar. 21, 2019

PLAYOFFS

2019: 5 games – 1 point (1G)

SHOOTOUTS

0-of-1 (0.0%), 0 Game-Deciding Goals

2018-19 HIGHLIGHTS

- Made his season debut on Dec. 2 at CHI
- Recorded his first career NHL point (assist) on Jan. 13 vs. ARI
- Scored his first career NHL goal on Feb. 9 at VAN
- Notched the first multi-point game of his career with a goal and an assist on Mar. 21 vs. OTT
- Scored his first playoff goal in his first career playoff game on Apr. 11 vs. COL which also turned out to be the game winning goal
- Became the eighth rookie in franchise history to score a goal in his first career playoff game on Apr. 11 vs. COL

CAREER HIGHLIGHTS


- Playing in his second NHL season, all with the Flames
- Made his NHL debut on Dec. 31, 2017 vs. CHI
- Was invited to the AHL All-Star game in 2018
- Named to the OHL First All-Rookie Team in 2013-14 as a member of the Barrie Colts

CAREER VS. NHL

TEAM	GP	G	A	PTS	PIM
ANA	4	1	0	1	0
ARI	3	0	1	1	2
BUF	1	0	0	0	0
CAR	3	0	1	1	0
CHI	3	0	0	0	0
COL	1	0	0	0	2
CBJ	2	1	0	1	4
DAL	1	0	0	0	0
DET	1	0	0	0	0
EDM	3	0	0	0	0
FLA	3	0	0	0	0
LAK	3	1	0	1	0
MIN	4	0	0	0	2
NSH	1	0	0	0	0
NJD	2	0	0	0	0
NYI	2	0	0	0	0
NYR	1	0	0	0	0
OTT	2	1	1	2	0
PHI	1	0	0	0	0
PIT	1	1	0	1	0
SJS	2	0	1	1	0
TBL	2	0	0	0	2
TOR	1	0	1	1	0
VAN	2	2	0	2	0
VGK	2	1	0	1	2
WSH	1	0	0	0	0
WPG	2	0	0	0	0
TOTAL	54	8	5	13	14

CAREER PLAYOFFS VS. NHL

TEAM	GP	G	A	PTS	PIM
COL	5	1	0	1	0
TOTAL	5	1	0	1	0



23 | SEAN
MONAHAN



Centre | Shoots: Left | 6'2" | 200 lbs. | DOB: Oct. 12, 1994 | Birthplace: Brampton, ON

DRAFTED: Selected by Calgary in the first round (6th overall) in the 2013 NHL Draft

SEASON	CLUB	CAREER REGULAR SEASON						CAREER PLAYOFFS				
		LEAGUE	GP	G	A	PTS	PIM	GP	G	A	PTS	PIM
2010-11	Ottawa	OHL	65	20	27	47	32	4	2	2	4	0
2011-12	Ottawa	OHL	62	33	45	78	38	18	8	7	15	12
2012-13	Ottawa	OHL	58	31	47	78	24	-	-	-	-	-
2013-14	Calgary	NHL	75	22	12	34	8	-	-	-	-	-
	Canada	WC	7	0	2	2	2	-	-	-	-	-
2014-15	Calgary	NHL	81	31	31	62	12	11	3	3	6	2
2015-16	Calgary	NHL	81	27	36	63	18	-	-	-	-	-
2016-17	Calgary	NHL	82	27	31	58	20	4	4	1	5	0
2017-18	Calgary	NHL	74	31	33	64	24	-	-	-	-	-
2018-19	Calgary	NHL	78	34	48	82	12	5	1	1	2	0
	TOTAL	NHL	471	172	191	363	94	20	8	5	13	2
		OHL	185	84	119	203	94	22	10	9	19	12

NHL HIGHLIGHTS

CAREER FIRSTS

FIRST NHL GAME: at WSH on Oct. 3, 2013

FIRST NHL GOAL: at CBJ on Oct. 4, 2013

FIRST NHL ASSIST: at WSH on Oct. 3, 2013

LONGEST PERSONAL STREAKS

GOALS: 5 games (1x), Jan. 13 – 21, 2017 (5G)

ASSISTS: 6 games, Dec. 31, 2017 – Jan. 12, 2018 (6A)

POINTS: 10 games (1x), Nov. 28 – Dec. 19, 2016 (5G, 7A)

CAREER HIGHS

GOALS: 3 (1x), at PHI on Nov. 18, 2017

ASSISTS: 5 (1x), vs. SJS on Dec. 31, 2018

POINTS: 5 (1x), vs. SJS on Dec. 31, 2018 (5A)

SHOTS: 10 (1x), at CHI on Jan. 7, 2019

PIM: 4 (2x), Most Recent: at NSH on Feb. 15, 2018

PLUS/MINUS: +3 (12x), Most Recent: vs. ANA on Mar. 29, 2019

TIME ON ICE: 24:56 (1x), vs. VAN on Dec. 29, 2018

MULTI-POINT GAMES: 81, Most Recent: vs. ANA on Mar. 29, 2019 (2G, 2A)

PLAYOFFS

2015, 2017, 2019: 20 games – 13 points (8G, 5A)

INTERNATIONAL

2014: WC – Team Canada (2A)

PENALTY SHOTS

Oct. 11, 2018 vs. STL (Allen) – No Goal

SHOOTOUTS

14-of-36 (38.9%), 5 Game-Deciding Goals

2018-19 HIGHLIGHTS

- Scored his first goal of the season in the season opener on Oct. 3 at VAN
- Skated in the 400th game of his NHL career on Oct. 19 vs. NSH
- Recorded multi-point performances in four straight games for the first time in his career
- Notched the 300th point of his NHL career on Nov. 11 at SJS
- Notched his sixth consecutive 20-goal season making him just the second player in Flames franchise history to do so on Dec. 12 vs. PHI
- Tallied five assists on Dec. 31 vs. SJS. The first Flames player to notch five assists since Dion Phaneuf on Dec. 13, 2007.
- Notched his 30th goal of the season on Mar. 2 vs. MIN making this the first back-to-back 30+ goal season of his career
- Passed Robert Reichel (354 pts) for 16th all-time in points as a Flame in franchise history on Mar. 12 vs. NJD
- Ended the season with career highs in goals (34), assists (48), and points (82)

CAREER HIGHLIGHTS

- Playing in his seventh NHL season, all with the Flames
- Notched his first career hat trick on Nov. 18, 2017 at PHI
- Tied an NHL record with a powerplay goal in four straight playoff games in 2017
- Set the franchise record for career regular season OT goals (7) on Mar. 25, 2017 at STL
- Awarded the team's Ralph T. Scurfield award on Mar. 7, 2017
- Recorded his 100th career NHL assist and 200th point on Mar. 3, 2017
- Played in his 300th career NHL game on Feb. 26, 2017
- Became the youngest Flame and sixth-youngest NHLer to 100 goals with a tally on Feb. 23, 2017 at TBL
- Set career highs in points (63), assists (36) and power play points (20) in 2015-16
- Became the first Flames player in over 20 years with three straight 20-goal seasons in 2015-16
- Played his 200th career game on Jan. 19, 2016 at NJD
- Recorded his 100th career point (assist) on Oct. 23, 2015 vs. DET
- In 2015, made his NHL postseason debut and skated in all 11 games for the Flames where he had six points
- Scored and added two assists in Calgary's series-clinching win over VAN on Apr. 25
- In the regular season, he set career highs and led the Flames in goals (31), power play goals (10) and game winners (8)
- His eight game winning goals was tied for third highest in the NHL and his three OT winners equaled the second-most in the league
- Recorded 12 multi-point games during the season, including three multi-goal games
- Had at least one point in Calgary's final six games, ten of the last 11, and 16 of the last 19
- Was fourth among rookies in goals (22) and tied for eighth in points (34) in 2013-14
- Led the team and finished tied for fifth in the NHL with five shootout goals
- Became the first Flames rookie with a 20-goal season since Jarome Iginla in 1996-97
- Had four multi-point games in his rookie campaign
- Became Calgary's youngest player in franchise history to score an overtime goal when he notched the winner on Mar. 1 at 19 years and 140 days
- Led the OHL's Ottawa 67's in goals (31), assists (47) and points (78) in the last of his three years of junior in 2012-13

CAREER VS. NHL

TEAM	GP	G	A	PTS	PIM
ANA	25	7	10	17	6
ARI	26	10	10	20	4
BOS	11	1	6	7	2
BUF	12	6	8	14	0
CAR	10	5	5	10	2
CHI	18	12	6	18	2
COL	17	5	11	16	6
CBJ	10	5	4	9	0
DAL	18	4	8	12	2
DET	12	4	6	10	4
EDM	25	9	9	18	8
FLA	12	5	5	10	2
LAK	25	9	10	19	2
MIN	18	5	5	10	4
MTL	12	6	6	12	2
NSH	18	5	11	16	6
NJD	12	9	7	16	0
NYI	12	4	5	9	6
NYR	12	1	6	7	6
OTT	12	4	5	9	4
PHI	12	10	3	13	4
PIT	12	2	3	5	4
SJS	27	9	10	19	6
STL	18	5	4	9	6
TBL	12	6	2	8	0
TOR	11	3	5	8	0
VAN	28	8	7	15	2
VGK	7	2	2	4	0
WSH	12	7	4	11	0
WPG	15	4	8	12	4
TOTAL	471	172	191	363	94

CAREER PLAYOFFS VS. NHL

TEAM	GP	G	A	PTS	PIM
ANA	9	5	1	6	2
COL	5	1	1	2	0
VAN	6	2	3	5	0
TOTAL	20	8	5	13	2



33 | DAVID
RITTICH



Goaltender | Catches: Left | 6'3" | 200 lbs. | DOB: Aug. 19, 1992 | Birthplace: Jihlava, CZE

ACQUIRED: Signed as a free agent on June 13, 2016

SEASON	CLUB	LEAGUE	CAREER REGULAR SEASON								CAREER PLAYOFFS										
			GP	W	L	OTL	MIN	GA	SO	GAA	SVS	SV%	GP	W	L	MIN	GA	SO	GAA	SVS	SV%
2014-15	Mlada Boleslav BK	Czech	23	8	15	0	1218	64	0	3.15	527	.891	-	-	-	-	-	-	-	-	-
2015-16	Mlada Boleslav BK	Czech	48	26	22	0	2849	120	5	2.53	1335	.917	10	4	6	638	34	1	3.20	305	.903
2016-17	Stockton	AHL	31	15	11	1	1774	67	5	2.27	816	.924	4	2	1	167	8	0	2.88	88	.917
	Calgary	NHL	1	0	0	0	20	1	0	3.00	9	.900	-	-	-	-	-	-	-	-	-
2017-18	Stockton	AHL	12	7	5	0	697	37	2	3.18	296	.889	-	-	-	-	-	-	-	-	-
	Calgary	NHL	21	8	6	3	1008	49	0	2.92	463	.904	-	-	-	-	-	-	-	-	-
2018-19	Calgary	NHL	45	27	9	5	2504	109	1	2.61	1228	.911	-	-	-	-	-	-	-	-	-
	TOTAL	NHL	67	35	15	8	3532	159	1	2.70	1750	.909	-	-	-	-	-	-	-	-	-
		AHL	43	22	16	1	2471	104	7	2.53	112	.914	4	2	1	167	8	0	2.88	88	.917
		CZECH	71	34	37	0	3057	184	5	2.80	1862	.901	10	4	6	638	34	1	3.20	305	.903

NHL HIGHLIGHTS

CAREER FIRSTS

FIRST NHL GAME: at SJS on Apr. 8, 2017

FIRST NHL WIN: at COL on Nov. 25, 2017

CAREER HIGHS

SAVES: 44 (1x), at NYR on Oct. 21, 2018

SHOTS FACED: 45 (1x), at NYR on Oct. 21, 2018

GOALS AGAINST: 7 (1x), at VGK on Feb. 21, 2018

WIN STREAK: 6 games (1x), Most Recent: Oct. 30 – Nov. 21, 2018

STREAK WITHOUT REGULATION LOSS: 12 (1x),

Dec. 20, 2018 – Feb. 3, 2019

LOSING STREAK: 3 games (1x), Feb. 17 – 28, 2018

INTERNATIONAL

2018: WC – Team Czech Republic (1.98 GAA, .922 SV%)

PENALTY SHOTS

Stopped 0-of-1 attempts

SHOOTOUTS

7 saves on 16 attempts (.438 SV%)

CAREER TRANSACTIONS

2016: Signed as a free agent with the Calgary Flames

2018-19 HIGHLIGHTS

- Saw his first action of the season in relief on Oct. 11 at STL
- Made his first start of the season on Oct. 13 at COL notching his first win of the season
- Stopped a career-high 44 shots in a winning effort on Oct. 21 at NYR
- Recorded the most saves (44) in a game since Jonas Hiller stopped 49 on Oct. 15, 2014 vs. CHI
- Recorded his first career NHL shutout, stopping 21 shots on Nov. 10 at LAK
- Recorded his 25th win of the season on Mar. 15 vs. NYR
- Ended the year with 27 wins and a .911 save percentage

CAREER HIGHLIGHTS

- Playing in his third season in the NHL, all with the Flames
- Recorded his first NHL win, stopping 24 of 26 shots on Nov. 25, 2017 at COL
- Represented the Czech Republic at the 2018 World Championships
- Signed with the Calgary Flames on June 10, 2016 out of the Czech Extraliga (EHL)
- Made his NHL debut on Apr. 8, 2017 at SJS

CAREER VS. NHL

TEAM	GP	W-L-T-OT	SO	GA	GAA	SV%
ANA	2	0-1-0-0	0	4	3.08	.892
BOS	2	0-1-0-1	0	6	2.93	.915
BUF	3	2-0-0-1	0	6	1.98	.923
CAR	2	2-0-0-0	0	5	2.50	.931
CHI	2	2-0-0-0	0	6	3.00	.880
COL	4	3-1-0-0	0	11	2.77	.908
CBJ	2	1-0-0-0	0	5	3.75	.894
DAL	3	0-2-0-1	0	8	2.74	.899
EDM	5	2-2-0-1	0	10	2.28	.919
FLA	3	2-1-0-0	0	9	3.70	.894
LAK	2	2-0-0-0	1	2	1.00	.957
MIN	1	1-0-0-0	0	1	1.00	.971
MTL	2	1-1-0-0	0	5	2.50	.935
NSH	1	1-0-0-0	0	3	3.00	.906
NJD	3	3-0-0-0	0	7	2.33	.910
NYI	1	0-0-0-0	0	0	0.00	.000
NYR	2	2-0-0-0	0	2	1.00	.971
OTT	2	2-0-0-0	0	2	1.00	.962
PHI	2	2-0-0-0	0	3	2.22	.923
PIT	1	0-0-0-0	0	3	5.81	.800
SJS	6	1-1-0-1	0	15	3.80	.876
STL	2	1-0-0-0	0	2	1.58	.944
TBL	3	0-1-0-1	0	11	4.75	.836
TOR	1	0-1-0-0	0	6	6.00	.812
VAN	3	1-0-0-2	0	7	2.25	.899
VGK	5	2-3-0-0	0	16	3.25	.887
WPG	2	2-0-0-0	0	4	2.00	.947
TOTAL	67	35-15-0-8	1	159	2.70	.909



10 | DEREK
RYAN



Centre | Shoots: Right | 5'11" | 180 lbs. | DOB: Dec. 29, 1986 | Birthplace: Spokane, WA

DRAFTED: Undrafted free agent signed by the Carolina Hurricanes on July 15, 2015

ACQUIRED: Signed as an unrestricted free agent on July 1, 2018

SEASON	CLUB	CAREER REGULAR SEASON						CAREER PLAYOFFS				
		LEAGUE	GP	G	A	PTS	PIM	GP	G	A	PTS	PIM
2003-04	Spokane	WHL	1	1	0	1	0	4	1	0	1	0
2004-05	Spokane	WHL	71	14	32	46	39	-	-	-	-	-
2005-06	Spokane	WHL	72	24	37	61	50	-	-	-	-	-
2006-07	Spokane	WHL	72	28	31	59	50	6	3	2	5	2
	Kalamazoo	UHL	3	0	2	2	0	13	4	1	5	8
2007-08	U. of Alberta	CWUAA	28	11	14	25	20	-	-	-	-	-
2008-09	U. of Alberta	CWUAA	25	16	19	35	16	-	-	-	-	-
2009-10	U. of Alberta	CWUAA	28	14	25	39	30	-	-	-	-	-
2010-11	U. of Alberta	CWUAA	28	17	30	47	18	-	-	-	-	-
2011-12	Alba Volan HC	Austria	50	25	24	49	20	6	1	3	4	6
2012-13	VSV EC	Austria	54	27	39	66	22	7	3	8	11	6
2013-14	VSV EC	Austria	54	38	46	84	50	9	2	14	16	6
2014-15	Orebro HK	SweHL	55	15	45	60	18	6	0	1	1	2
2015-16	Charlotte	AHL	70	23	32	55	24	-	-	-	-	-
	Carolina	NHL	6	2	0	2	2	-	-	-	-	-
2016-17	Charlotte	AHL	9	5	8	13	0	-	-	-	-	-
	Carolina	NHL	67	11	18	29	22	-	-	-	-	-
2017-18	Carolina	NHL	80	15	23	38	28	-	-	-	-	-
2018-19	Calgary	NHL	81	13	25	38	24	5	1	0	1	2
TOTAL	NHL	234	41	66	107	76	5	1	0	1	2	
	Flames	81	13	25	38	24	5	1	0	1	2	
	SWEHL	55	15	45	60	18	6	0	1	1	2	
	AUSTRIA	158	90	109	199	92	22	6	25	31	18	
	CWUAA	109	58	88	146	84	-	-	-	-	-	
	UHL	3	0	2	2	0	13	4	1	5	8	
	WHL	216	67	100	167	139	10	4	2	6	2	

NHL HIGHLIGHTS

CAREER FIRSTS

FIRST NHL GAME: vs. NJD on Mar. 1, 2016

FIRST NHL GOAL: vs. NJD on Mar. 1, 2016

FIRST NHL ASSIST: at TOR on Nov. 22, 2016

LONGEST PERSONAL STREAKS

GOALS: 2 games (5x), Most Recent: Apr. 1 – Apr. 3 (3G)

ASSISTS: 5 games (1x), Mar. 19 – Mar. 28, 2017 (5A)

POINTS: 6 games (1x), Mar. 26 – Apr. 5, 2018 (2G, 6A)

CAREER HIGHS

GOALS: 2 (4x), Most Recent: at LAK on Apr. 1, 2019

ASSISTS: 3 (2x), Most Recent: at PIT on Feb. 16, 2019

POINTS: 3 (3x), Most Recent: vs. NJD on Mar. 12, 2019 (2G, 1A)

SHOTS: 7 (1x), at PIT on Jan. 4, 2018

PIM: 4 (1x), vs. NYR on Mar. 9, 2017

PLUS/MINUS: +3 (2x), Most Recent: at VAN on Mar. 23, 2019

TIME ON ICE: 20:39 (1x), Most Recent: at WPG on Mar. 16, 2019

MULTI-POINT GAMES: 18, Most Recent: at LAK on Apr. 1, 2019 (2G)

PLAYOFFS

2019: 5 games – 1 point (1G)

INTERNATIONAL

2018: WC – Team USA (Bronze Medal – 4G, 3A)

2019: WC – Team USA (1G, 3A)

SHOOTOUTS

0-2 (0.0%), 0 Game-Deciding Goals

2018-19 HIGHLIGHTS

- Made his Flames debut on Oct. 3 at VAN
- Scored his first goal as a Flame on Oct. 11 at STL
- Skated in the 200th game of his career on Jan. 16 vs. BUF
- Notched his third career three-point game with two goals and an assist on Mar. 12 vs. NJD
- Recorded his 100th career point (assist) on Mar. 21 vs. OTT
- Had the second best face-off percentage in the NHL at 58.2% at the end of the season
- Made his postseason debut on Apr. 11 vs. COL
- Scored his first career postseason goal on Apr. 17 at COL

CAREER HIGHLIGHTS

- Playing in his fifth NHL season, second with the Flames
- Registered a career-long six-game point streak from Mar. 26 to Apr. 5, 2018 totaling two goals and six assists for eight points in that span
- Played in his 100th NHL game on Dec. 7, 2017 vs. SJS
- Earned his first NHL assist on Nov. 22, 2016 at TOR
- Recorded his first NHL multi-goal game with two tallies on Dec. 8, 2016 at LAK
- Made his NHL debut on Mar. 1, 2016 at NJD scoring his first NHL goal beating Cory Schneider
- Named SHL's Forward of the Year and Most Valuable Player in 2014-15 as a member of Orebro HK
- Won a CWUAA title as a member of the University of Alberta Bears in 2010
- Led the University of Alberta Bears to a CWUAA Conference title and CIS National Championship in his freshmen year in 2008-09

CAREER VS. NHL

TEAM	GP	G	A	PTS	PIM
ANA	7	2	3	5	2
ARI	8	2	3	5	0
BOS	8	1	2	3	4
BUF	9	1	2	3	0
CGY	2	0	1	1	0
CAR	2	1	1	2	2
CHI	7	1	2	3	2
COL	7	1	2	3	6
CBJ	10	1	5	6	2
DAL	7	0	0	0	2
DET	7	0	5	5	4
EDM	7	1	0	1	0
FLA	8	3	2	5	0
LAK	8	4	1	5	2
MIN	7	3	1	4	0
MTL	9	1	2	3	6
NSH	6	1	3	4	0
NJD	9	4	3	7	2
NYI	12	2	1	3	8
NYR	10	0	4	4	4
OTT	6	0	4	4	2
PHI	9	0	3	3	6
PIT	9	2	3	5	0
SJS	8	1	2	3	2
STL	7	4	1	5	4
TBL	9	1	0	1	2
TOR	7	2	1	3	4
VAN	8	0	4	4	4
VGK	6	0	1	1	0
WSH	9	1	4	5	4
WPG	6	1	0	1	2
TOTAL	234	41	66	107	76

CAREER PLAYOFFS VS. NHL

TEAM	GP	G	A	PTS	PIM
COL	5	1	0	1	2
TOTAL	5	1	0	1	2



26 | MICHAEL
STONE



Defence | Shoots: Right | 6'3" | 210 lbs. | DOB: Jun. 7, 1990 | Birthplace: Winnipeg, MB

DRAFTED: Selected by Phoenix in the third round (69th overall) in the 2008 NHL Draft

ACQUIRED: Traded from Arizona on February 20, 2017

SEASON	CLUB	CAREER REGULAR SEASON						CAREER PLAYOFFS				
		LEAGUE	GP	G	A	PTS	PIM	GP	G	A	PTS	PIM
2006-07	Calgary	WHL	55	2	18	20	32	17	0	3	3	14
2007-08	Calgary	WHL	71	10	25	35	28	14	3	4	7	10
2008-09	Calgary	WHL	69	19	42	61	87	18	2	11	13	16
2009-10	Calgary	WHL	69	21	44	65	91	23	5	15	20	26
2010-11	San Antonio	AHL	70	2	11	13	27	-	-	-	-	-
2011-12	Portland	AHL	51	9	13	22	24	-	-	-	-	-
	Phoenix	NHL	13	1	2	3	2	2	0	0	0	0
2012-13	Portland	AHL	36	6	22	28	20	1	0	1	1	4
	Phoenix	NHL	40	5	4	9	16	-	-	-	-	-
2013-14	Phoenix	NHL	70	8	13	21	38	-	-	-	-	-
2014-15	Arizona	NHL	81	3	15	18	60	-	-	-	-	-
2015-16	Arizona	NHL	75	6	30	36	62	-	-	-	-	-
2016-17	Arizona	NHL	45	1	8	9	12	-	-	-	-	-
	Calgary	NHL	19	2	4	6	20	4	1	0	1	0
2017-18	Calgary	NHL	82	3	7	10	28	-	-	-	-	-
2018-19	Calgary	NHL	14	0	5	5	10	-	-	-	-	-
	Stockton	AHL	3	0	2	2	2	-	-	-	-	-
TOTAL		NHL	439	29	88	117	248	6	1	0	1	0
		Flames	115	5	16	21	58	4	1	0	1	0
		AHL	160	17	48	65	73	1	0	1	1	4
		WHL	264	52	129	181	238	72	10	33	43	66

NHL HIGHLIGHTS

CAREER FIRSTS

FIRST NHL GAME: vs. DAL on Feb. 18, 2012

FIRST NHL GOAL: vs. SJS on Mar. 10, 2012

FIRST NHL ASSIST: vs. MIN on Mar. 8, 2012

LONGEST PERSONAL STREAKS

GOALS: 3 games (1x), Nov. 14 – 21, 2013 (4G)

ASSISTS: 2 games (13x), Most Recent: Apr. 5 – Apr. 7, 2018 (2A)

POINTS: 4 games (1x), Dec. 26 – 31, 2015 (1G, 4A)

CAREER HIGHS

GOALS: 2 (1x), at CHI on Nov. 14, 2013

ASSISTS: 2 (10x), Most Recent: vs. BOS on Oct. 17, 2018

POINTS: 2 (17x), Most Recent: vs. BOS on Oct. 17, 2018

SHOTS: 8 (1x), vs. ANA on Mar. 3, 2016

PIM: 6 (2x), at WPG on Jan. 26, 2016

PLUS/MINUS: +4 (2x), Most Recent: vs. VGK on Apr. 7, 2018

TIME ON ICE: 29:02 (1x), vs. VAN on Mar. 5, 2015

MULTI-POINT GAMES: 17, Most Recent: vs. BOS on Oct. 17, 2018

PLAYOFFS

2012, 2017: 6 games – 1 point (1G)

CAREER TRANSACTIONS

2017: Traded to Calgary by Arizona for Calgary's 3rd round pick in 2017 NHL Draft and 5th round (conditional) pick in 2018 NHL Draft

2018-19 HIGHLIGHTS

- Made his return from injury on Mar. 16 at WPG
- Notched his fifth assist of the season in just 13 games on Apr. 1 at LAK

CAREER HIGHLIGHTS

- Playing in his ninth NHL season, third with the Flames
- Skated in his 400th career NHL game on Feb. 13, 2018 at BOS
- Played in all 82 games for the first time in his career during the 2017-18 season
- Traded to the Calgary Flames from the Arizona Coyotes on Feb. 20, 2017
- Surpassed the 100 point mark scoring a goal and adding an assist on Mar. 9, 2017 vs. MTL
- Notched his first point as a Flame with an assist on Feb. 21, 2017 at NSH
- Scored his first goal as a Flame on Mar. 9, 2017 vs. MTL
- In 2016, he led the Arizona Coyotes in blocked shots (143) and was second amongst defencemen in assists (30) and points (36)
- He has contributed multiple-point nights 13 times, the last time being Mar. 17, 2016
- In 2015, he finished the season fifth in the NHL in blocked shots (189) and was only one of four defencemen in the league to finish the season with 150+ hits and 150+ blocked shots
- Played a career high 81 games in 2014-15
- Played in his 200th career NHL game on Apr. 3, 2015 vs. SJS
- Recorded his first career multi-goal game at CHI, Nov. 14, 2013
- Scored his first NHL goal on Mar. 10, 2012 vs. SJS
- Notched his first NHL point on Mar. 8, 2012 with an assist vs. MIN
- Made his NHL debut on Feb. 18, 2012 vs. DAL
- Made his AHL debut in 2010 with the San Antonio Rampage tallying 13 points in 70 games
- In 2009-10 he led the Calgary Hitman to the WHL final and finished fourth in scoring (65 points) among WHL defencemen
- Named to the WHL Eastern Conference All-Star Team in 2010
- Selected as the Eastern Conference finalist for the WHL Defenceman of the Year Award in 2010
- In 2005-06, he skated in 55 games for the Calgary Hitman (WHL) and was named co-rookie of the year

CAREER VS. NHL

TEAM	GP	G	A	PTS	PIM
ANA	27	3	1	4	16
ARI	4	0	0	0	0
BOS	10	0	4	4	8
BUF	7	0	0	0	6
CGY	22	2	4	6	4
CAR	9	0	0	0	6
CHI	15	2	7	9	8
COL	18	3	5	8	12
CBJ	11	0	3	3	2
DAL	15	1	2	3	2
DET	11	2	2	4	8
EDM	28	1	9	10	12
FLA	10	0	2	2	8
LAK	28	1	6	7	14
MIN	18	2	4	6	16
MTL	11	1	3	4	2
NSH	17	0	2	2	8
NJD	9	1	3	4	6
NYI	11	0	0	0	8
NYR	9	0	3	3	6
OTT	8	0	2	2	2
PHI	9	1	2	3	8
PIT	10	0	1	1	12
SJS	30	4	6	10	22
STL	17	0	4	4	6
TBL	10	3	2	5	4
TOR	10	1	1	2	6
VAN	28	0	2	2	16
VGK	4	0	1	1	0
WSH	8	1	1	2	4
WPG	15	0	6	6	16
TOTAL	439	29	88	117	248

CAREER PLAYOFFS VS. NHL

TEAM	GP	G	A	PTS	PIM
ANA	4	1	0	1	0
LAK	2	0	0	0	0
TOTAL	6	1	0	1	0



39 | CAM
TALBOT



Goaltender | Catches: Left | 6'4" | 200 lbs. | DOB: Jul. 5, 1987 | Birthplace: Caledonia, ON
ACQUIRED: Signed as an unrestricted free agent on July 1, 2019

CAREER REGULAR SEASON													CAREER PLAYOFFS								
SEASON	CLUB	LEAGUE	GP	W	L	OTL	MIN	GA	SO	GAA	SVS	SV%	GP	W	L	MIN	GA	SO	GAA	SVS	SV%
2007-08	U. of Alabama-Huntsville	CHA	13	1	10	0	583	45	0	4.63	277	.860	-	-	-	-	-	-	-	-	-
2008-09	U. of Alabama-Huntsville	CHA	24	2	16	3	1320	65	1	2.95	635	.907	-	-	-	-	-	-	-	-	-
2009-10	U. of Alabama-Huntsville	CHA	33	12	18	3	1958	85	1	2.61	1042	.925	-	-	-	-	-	-	-	-	-
	Hartford	AHL	1	0	0	0	19	3	0	9.70	8	.727	-	-	-	-	-	-	-	-	-
2010-11	Connecticut	AHL	22	11	9	2	1308	62	2	2.84	570	.902	1	0	1	38	2	0	3.13	22	.917
	Greenville Road	ECHL	2	1	0	1	122	5	0	2.46	58	.921	-	-	-	-	-	-	-	-	-
2011-12	Connecticut	AHL	33	14	15	1	1865	81	4	2.61	854	.913	9	5	4	571	20	2	2.10	307	.939
2012-13	Connecticut	AHL	55	25	28	1	3105	136	2	2.63	1532	.918	-	-	-	-	-	-	-	-	-
2013-14	Hartford	AHL	5	4	0	1	314	13	0	2.49	158	.924	-	-	-	-	-	-	-	-	-
	New York Rangers	NHL	21	12	6	1	1211	33	3	1.64	527	.941	2	0	1	46	2	0	2.59	11	.846
2014-15	New York Rangers	NHL	36	21	9	4	2095	77	5	2.21	961	.926	-	-	-	-	-	-	-	-	-
2015-16	Edmonton	NHL	56	21	27	5	3199	137	3	2.55	1511	.917	-	-	-	-	-	-	-	-	-
2016-17	Edmonton	NHL	73	42	22	8	4308	171	7	2.39	1946	.919	13	7	6	437	33	2	2.48	404	.924
2017-18	Edmonton	NHL	67	31	31	3	3730	188	1	3.02	1848	.908	-	-	-	-	-	-	-	-	-
2018-19	Edmonton	NHL	31	10	15	3	1695	95	1	3.36	793	.893	-	-	-	-	-	-	-	-	-
	Philadelphia	NHL	4	1	2	0	211	13	0	3.70	96	.881	-	-	-	-	-	-	-	-	-
TOTAL	NHL	288	138	112	24	16459	714	20	2.60	7682	.915	15	7	7	483	35	2	4.34	405	.920	
	AHL	116	54	52	5	6611	295	8	2.68	3417	.914	10	5	5	609	22	2	2.16	329	.937	
	ECHL	2	1	0	1	122	5	0	2.46	58	.921	-	-	-	-	-	-	-	-	-	
	CHA	70	15	44	6	3861	195	2	3.03	1954	.909	-	-	-	-	-	-	-	-	-	

NHL HIGHLIGHTS

CAREER FIRSTS

FIRST NHL GAME: at PHI on Oct. 24, 2013

FIRST NHL WIN: at DET on Oct. 26, 2013

CAREER HIGHS

SAVES: 47 (1x), at BOS on Dec. 14, 2015

SHOTS FACED: 49 (1x), at BOS on Dec. 14, 2015

GOALS AGAINST: 7 (1x), vs. SJS on Dec. 29, 2018

WIN STREAK: 6 games (1x), Nov. 27 – Dec. 31, 2013

STREAK WITHOUT REGULATION LOSS:

7 games (1x), Nov. 11 – Dec. 31, 2013

LOSING STREAK: 6 games (1x), Oct. 30 – Nov. 25, 2018

INTERNATIONAL

2016: WC – Team Canada (1.25 GAA, .940 SV%)

PLAYOFFS

2014, 2017: 15 games – 4.34 GAA, .920 SV%

PENALTY SHOTS

Stopped 2-of-5 attempts

SHOOTOUTS

25 saves on 74 attempts (.337 SV%)

CAREER TRANSACTIONS

2015: Traded from the New York Rangers with a seventh-round pick in the 2015 NHL Draft to the Edmonton Oilers for a second-round pick in the 2015 NHL Draft, a third-round pick in the 2015 NHL Draft and a seventh-round pick in the 2015 NHL Draft

2018-19: Traded from the Edmonton Oilers to the Philadelphia Flyers for Anthony Stolarz

2019: Signed by the Calgary Flames as an unrestricted free agent

2018-19 HIGHLIGHTS

- Appeared in his 200th game as an Oiler on Oct. 6 at WPG
- Notched his first win of the season on Oct. 13 at NYR
- Posted his 100th win as an Oiler on Dec. 5 at STL
- Posted his 20th career shutout stopping 39 shots on Jan. 6 vs. ANA
- Traded to Philadelphia on Feb. 16 for Anthony Stolarz
- Made his Flyers debut on Mar. 1 at NJD picking up his first win with his new team

CAREER HIGHLIGHTS

- Playing in his sixth NHL season, first with the Flames
- Made 30+ saves in 36 games in 2017-18
- Had a career high seven-game win streak from Nov. 22 – Dec. 23, 2017
- Played in his 200th career NHL game vs. NJD on Nov. 9, 2017
- Posted his 100th career NHL win on Nov. 3 vs. NJD with a 6-3 win
- Led the NHL with 73 games played, 4,294 minutes played, 1,946 saves and tied for the league lead in wins (42) in 2016-17
- Finished fourth in the Vezina Trophy voting at the end of the 2016-17 season
- Established career highs in wins, minutes, and saves during the 2016-17 season
- Set an Oilers playoff record with 60 saves on May 5, 2017 vs. ANA
- Won a gold medal with Team Canada at the 2016 World Hockey Championships in Russia
- Traded from the New York Rangers to the Edmonton Oilers on Jun. 25, 2015
- In 2014-15, ranked fourth in the NHL in goals against average (2.21) and save percentage (.926), and tied for eighth with eight shutouts, receiving the Rangers Steven McDonald Extra Effort Award
- Became the second Rangers goaltender in franchise history to post at least six shutouts in his first 26 career NHL games in 2014-15
- Recorded his first NHL win on Oct. 26, 2013 at DET
- Made his NHL debut on Oct. 24, 2013 at PHI for the New York Rangers
- Tied for the AHL lead in wins, ranked third in the league in saves during 2013-14
- Signed with the New York Rangers as an undrafted free agent on Mar. 30, 2010
- Made his professional hockey debut in a relief appearance on Apr. 7, 2010 as a member of Hartford (AHL)
- Named the 2010 College Hockey America (CHA) tournament MVP and selected to the CHA All-Tournament Team after back-stopping Alabama-Huntsville to their second CHA tournament championship

CAREER VS. NHL

TEAM	GP	W-L-T-OT	SO	GA	GAA	SV%
ANA	14	6-6-0-2	2	31	2.28	.928
ARI	15	8-5-0-1	0	34	2.39	.924
BOS	9	6-3-0-0	0	24	2.67	.921
BUF	4	1-2-0-1	0	15	4.37	.854
CGY	13	8-4-0-0	2	29	2.46	.918
CAR	8	5-2-0-0	2	15	2.07	.929
CHI	13	6-6-0-1	2	29	2.32	.928
COL	7	4-2-0-0	0	20	3.31	.884
CBJ	8	3-4-0-0	0	22	3.05	.901
DAL	9	3-5-0-1	0	32	3.83	.871
DET	8	4-2-0-2	0	21	2.60	.913
EDM	2	1-1-0-0	1	2	1.01	.965
FLA	9	6-3-0-0	0	25	2.75	.915
LAK	16	6-9-0-0	1	43	2.86	.908
MIN	13	6-6-0-1	0	30	2.40	.923
MTL	7	4-2-0-1	2	11	1.63	.940
NSH	11	2-8-0-1	1	26	2.40	.916
NJD	8	6-2-0-0	0	19	2.34	.911
NYI	11	7-2-0-0	0	26	2.52	.921
NYR	5	1-4-0-0	0	14	2.84	.905
OTT	7	4-3-0-0	0	14	2.10	.928
PHI	8	4-3-0-1	3	15	1.88	.940
PIT	5	0-2-0-3	0	17	3.33	.898
SJS	13	5-6-0-2	0	43	3.43	.886
STL	12	6-4-0-1	0	30	2.65	.913
TBL	4	2-1-0-0	0	8	2.35	.917
TOR	8	4-2-0-1	0	20	2.80	.905
VAN	15	8-2-0-4	3	26	1.81	.938
VGK	5	3-2-0-0	0	17	3.39	.888
WSH	10	3-5-0-0	0	22	2.48	.916
WPG	11	6-4-0-1	1	34	3.10	.914
TOTAL	288	138-112-0-24	20	714	2.60	.915

CAREER PLAYOFFS VS. NHL

TEAM	GP	W-L-T-OT	SO	GA	GAA	SV%
ANA	7	3-4-0-2	0	21	2.83	.923
MTL	1	0-1-0-0	0	2	4.44	.750
PHI	1	0-0-0-0	0	0	0.00	1.00
SJS	6	4-2-0-1	2	12	2.03	.927
TOTAL	15	7-7-0-3	2	35	2.48	.922



19 | MATTHEW
TKACHUK



Left Wing | Shoots: Left | 6'2" | 200 lbs. | DOB: Dec. 11, 1997 | Birthplace: Scottsdale, AZ

DRAFTED: Selected by Calgary in the first round (6th overall) in the 2016 NHL Draft

SEASON	CLUB	CAREER REGULAR SEASON						CAREER PLAYOFFS				
		LEAGUE	GP	G	A	PTS	PIM	GP	G	A	PTS	PIM
2013-14	USNTDP U-17	USHL	33	5	12	17	18	-	-	-	-	-
2014-15	USNTDP U-18	USHL	24	13	20	33	75	-	-	-	-	-
2015-16	London	OHL	57	30	77	107	80	18	20	20	40	42
2016-17	Calgary	NHL	76	13	35	48	105	4	0	0	0	4
2017-18	Calgary	NHL	68	24	25	49	61	-	-	-	-	-
2018-19	Calgary	NHL	80	34	43	77	62	5	2	1	3	18
	TOTAL	NHL	224	71	103	174	228	9	2	1	3	22
		OHL	57	30	77	107	80	18	20	20	40	42
		USHL	57	18	32	50	93	-	-	-	-	-

NHL HIGHLIGHTS

CAREER FIRSTS

FIRST NHL GAME: at EDM on Oct. 12, 2016

FIRST NHL GOAL: vs. BUF on Oct. 18, 2016

FIRST NHL ASSIST: at STL on Oct. 25, 2016

LONGEST PERSONAL STREAKS

GOALS: 4 games (1x), Jan. 9 – Jan. 19, 2019

ASSISTS: 6 games (1x), Dec. 27, 2016 – Jan. 7, 2017 (6A)

POINTS: 9 games (1x), Dec. 19, 2016 – Jan. 7, 2017 (1G, 9A)

CAREER HIGHS

GOALS: 3 (1x), vs. VGK on Mar. 10, 2019

ASSISTS: 4 (2x), Most Recent: vs. PHI on Dec. 12, 2018

POINTS: 5 (1x), vs. NYR on Mar. 15, 2019 (2G, 3A)

SHOTS: 8 (1x), vs. LAK on Oct. 11, 2017

PIM: 18 (1x), at PHI on Nov. 27, 2016

PLUS/MINUS: +5 (1x), vs. NYR on Mar. 15, 2019

TIME ON ICE: 23:46 (1x), at DAL on Dec. 18, 2018

MULTI-POINT GAMES: 40, Most Recent: vs. OTT on Mar. 21, 2019

PLAYOFFS

2017, 2019: 9 games – 3 points (2G, 1A)

SHOOTOUTS

4-of-9, 2 Game-Deciding Goals

INTERNATIONAL

2016: WJC – Team USA (Bronze Medal - 4G, 7A)

2018-19 HIGHLIGHTS

- Recorded a career high with four assists, becoming the youngest player in Flames history to do so on Oct. 6 vs. VAN
- Tallied his 100th career point (assist) on Oct. 6 vs. VAN, becoming the second youngest player in Calgary Flames history to reach 100
- Skated in the 200th game of his NHL career on Feb. 12 at TBL
- Tallied his first career hat trick and added an assist for his fifth four-point game of the season on Mar. 10 vs. VGK
- Scored his 30th goal of the season on Mar. 12 vs. NJD
- Recorded his 100th career assist on Mar. 15 vs. NYR
- Notched his first career five-point night, becoming the youngest Flame in franchise history to do so on Mar. 15 vs. NYR
- Ended the year with career highs in goals (34), assists (43), and points (77)
- Scored his first career playoff goal on Apr. 11 vs. COL
- Became the third youngest player (21y, 121d) in franchise history to score two goals in a playoff game

CAREER HIGHLIGHTS

- Playing in his fourth NHL season, all with the Flames
- Skated in the 100th NHL game of his career on Nov. 30, 2017 vs. ARI
- Became the second youngest player in Flames franchise history to reach 100 career NHL games on Nov. 30, 2017 vs. ARI
- Made his NHL postseason debut on Apr. 13, 2017 at ANA
- Became the first Arizona-born player in NHL history to score against the Coyotes on Nov. 16, 2016 vs. ARI
- Notched a pair of goals for his first multi-point game of his career on Nov. 3, 2016 vs. SJS
- Scored his first career NHL goal on Oct. 18, 2016 vs. BUF
- Made his NHL debut on Oct. 12, 2016 at EDM
- Sported a nine-game point streak from Dec. 23, 2016 to Jan. 7, 2017, the longest by a Flames rookie since Joe Nieuwendyk had record 14 straight in 1987-88
- Represented Team USA at the 2015-16 IIHF World Juniors scoring four goals and adding seven assists (11 points)
- Won the Memorial Cup scoring the game winner in overtime as a member of the London Knights (OHL) in 2016
- Won a gold medal at the 2014 U-17 World Hockey Challenge as a member of Team USA
- Won a gold medal at the 2015 IIHF U-18 World Championships as a member of Team USA

CAREER VS. NHL

TEAM	GP	G	A	PTS	PIM
ANA	12	1	4	5	18
ARI	11	4	5	9	14
BOS	6	2	1	3	0
BUF	6	5	1	6	8
CAR	6	1	1	2	6
CHI	8	3	1	4	4
COL	9	1	9	10	10
CBJ	5	2	2	4	11
DAL	8	1	1	2	2
DET	6	2	2	4	17
EDM	10	3	1	4	18
FLA	6	2	6	8	0
LAK	11	2	3	5	15
MIN	9	1	1	2	11
MTL	5	3	4	7	0
NSH	8	3	5	8	6
NJD	6	1	1	2	0
NYI	6	3	0	3	0
NYR	5	4	5	9	0
OTT	6	1	2	3	6
PHI	5	3	6	9	18
PIT	6	0	3	3	0
SJS	11	5	8	13	16
STL	8	2	7	9	8
TBL	6	1	2	3	9
TOR	6	1	0	1	6
VAN	14	5	9	14	8
VGK	6	7	4	11	10
WSH	5	1	3	4	5
WPG	8	1	6	7	2
TOTAL	224	71	103	174	228

CAREER PLAYOFFS VS. NHL

TEAM	GP	G	A	PTS	PIM
ANA	4	0	0	0	4
COL	5	2	1	3	18
TOTAL	9	2	1	3	22



8 | JUUSO
VALIMAKI



Defence | Shoots: Left | 6'2" | 210 lbs. | DOB: Oct. 6, 1998 | Birthplace: Nokia, FIN

DRAFTED: Selected by Calgary in the first round (16th overall) in the 2017 NHL Draft

SEASON	CLUB	LEAGUE	CAREER REGULAR SEASON					CAREER PLAYOFFS				
			GP	G	A	PTS	PIM	GP	G	A	PTS	PIM
2015-16	Tri-City	WHL	56	7	25	32	24	-	-	-	-	-
2016-17	Tri-City	WHL	60	19	42	61	34	4	0	1	1	8
2017-18	Tri-City	WHL	43	14	31	45	34	12	4	13	17	4
2018-19	Stockton	AHL	20	4	10	14	18	-	-	-	-	-
	Calgary	NHL	24	1	2	3	12	2	0	1	1	0
TOTAL		NHL	24	1	2	3	12	2	0	1	1	0
		AHL	20	4	10	14	18	-	-	-	-	-
		WHL	159	40	98	138	92	16	4	14	18	13

NHL HIGHLIGHTS

CAREER FIRSTS

FIRST NHL GAME: at VAN on Oct. 3, 2018

FIRST NHL GOAL: vs. BOS on Oct. 17, 2018

FIRST NHL ASSIST: vs. COL on Nov. 1, 2018

LONGEST PERSONAL STREAKS

GOALS: 1 game (1x), Oct. 17, 2018 (1G)

ASSISTS: 1 game (2x), Most Recent: Apr. 1, 2019 (1A)

POINTS: 1 game (3x), Most Recent: Apr. 1, 2019 (1A)

CAREER HIGHS

GOALS: 1 (1x), vs. BOS on Oct. 17, 2018

ASSISTS: 1 (2x), Most Recent: at LAK on Apr. 1, 2019

POINTS: 1 (3x), Most Recent: at LAK on Apr. 1, 2019 (1A)

SHOTS: 4 (1x), at ANA on Apr. 3, 2019

PIM: 4 (1x), vs. WPG on Nov. 21, 2018

PLUS/MINUS: +1 (5x), Most Recent: at ANA on Apr. 3, 2019

TIME ON ICE: 21:58 (1x), at LAK on Apr. 1, 2019

PLAYOFFS

2019: 2 games – 1 point (1A)

INTERNATIONAL

2017: WJC – Team Finland (2G)

2018: WJC – Team Finland "C" (1G, 3A)

2018-19 HIGHLIGHTS

- Made his NHL debut on Oct. 3 at VAN
- Blocked six shots on Oct. 9 at NSH
- Scored the first goal of his NHL career on Oct. 17 vs. BOS
- Made his return to the lineup on Apr. 1 vs. LAK notching a assist
- Made his Stanley Cup Playoff debut and notched an assist for his first postseason point on Apr. 17 at COL

CAREER HIGHLIGHTS

- Playing in his second NHL season, both with the Flames
- Was named to the WHL (West) Second All-Star Team for the 2017-18 season as a member of the Tri-City Americans
- Was named to the WHL (West) Second All-Star Team for the 2016-17 season as a member of the Tri-City Americans
- Won a Gold Medal at the U18 WJC as a member of Team Finland in 2016
- Received the Jr. B SM-sarja (Finnish League) Rookie of the Year (Heino Pulli Award) in 2013-14

CAREER VS. NHL


TEAM	GP	G	A	PTS	PIM
ANA	2	0	0	0	0
BOS	1	1	0	1	0
BUF	1	0	0	0	0
CHI	1	0	0	0	0
COL	2	0	1	1	0
EDM	1	0	0	0	0
LAK	2	0	1	1	2
MTL	2	0	0	0	0
NSH	2	0	0	0	0
NYR	1	0	0	0	0
SJS	1	0	0	0	2
STL	1	0	0	0	2
TOR	1	0	0	0	0
VAN	2	0	0	0	0
VGK	2	0	0	0	2
WSH	1	0	0	0	0
WPG	1	0	0	0	4
TOTAL	24	1	2	3	12

CAREER PLAYOFFS VS. NHL

TEAM	GP	G	A	PTS	PIM
COL	2	0	1	1	0
TOTAL	2	0	1	1	0



IN THE SYSTEM



6 | BRANDON
DAVIDSON

Defence | Shoots: Left | 6'2" | 205 lbs. | DOB: Aug. 21, 1991 | Birthplace: Taber, AB

DRAFTED: Selected by Edmonton in the sixth round (162nd overall) in the 2010 NHL Draft

ACQUIRED: Signed as an unrestricted free agent on July 1, 2019

SEASON	CLUB	REGULAR SEASON					PLAYOFFS					
		LEAGUE	GP	G	A	PTS	PIM	GP	G	A	PTS	PIM
2007-08	Olds	AJHL	3	0	0	0	2	-	-	-	-	-
2008-09	Olds	AJHL	4	0	4	4	0	-	-	-	-	-
2009-10	Regina	WHL	59	1	33	34	37	-	-	-	-	-
2010-11	Regina	WHL	72	8	44	52	71	-	-	-	-	-
	Oklahoma City	AHL	1	0	0	0	0	1	0	0	0	0
2011-12	Regina	WHL	69	13	36	49	83	4	0	1	1	6
2012-13	Oklahoma City	AHL	26	2	3	5	14	17	0	6	6	2
	Stockton	ECHL	11	7	5	12	4	-	-	-	-	-
2013-14	Oklahoma City	AHL	68	5	8	13	58	3	0	1	1	0
2014-15	Oklahoma City	AHL	55	4	6	10	43	10	1	1	2	12
	Edmonton	NHL	12	1	0	1	0	-	-	-	-	-
2015-16	Edmonton	NHL	51	4	7	11	20	-	-	-	-	-
2016-17	Edmonton	NHL	28	0	1	1	16	-	0	-	-	-
	Montreal	NHL	10	0	2	2	4	3	0	0	0	0
2017-18	Montreal	NHL	13	0	1	1	9	-	-	-	-	-
	Edmonton	NHL	23	3	1	4	10	-	-	-	-	-
	New York Islanders	NHL	15	1	1	2	4	-	-	-	-	-
2018-19	Chicago	NHL	10	0	1	1	15	-	-	-	-	-
	Rockford	AHL	6	1	0	1	5	-	-	-	-	-
TOTAL		NHL	162	9	14	23	78	3	0	0	0	0
		AHL	156	12	17	29	120	31	1	8	9	14
		ECHL	11	7	5	12	78	-	-	-	-	-
		WHL	200	22	112	134	191	4	0	1	1	6
		AJHL	7	0	4	4	2	-	-	-	-	-



29 | DILLON
DUBE

Centre | Shoots: Left | 5'11" | 185 lbs. | DOB: Jul. 20, 1998 | Birthplace: Golden, BC
DRAFTED: Selected by Calgary in the second round (56th overall) in the 2016 NHL Draft

SEASON	CLUB	LEAGUE	REGULAR SEASON					PLAYOFFS				
			GP	G	A	PTS	PIM	GP	G	A	PTS	PIM
2013-14	Kelowna	WHL	-	-	-	-	-	1	0	0	0	0
2014-15	Kelowna	WHL	45	17	10	27	12	18	5	6	11	8
2015-16	Kelowna	WHL	65	26	40	66	50	18	2	5	7	16
	Stockton	AHL	-	-	-	-	-	1	0	0	0	0
2017-18	Kelowna	WHL	53	38	46	84	52	4	2	0	2	14
	Stockton	AHL	6	0	4	4	2	-	-	-	-	-
2018-19	Calgary	NHL	25	1	4	5	4	-	-	-	-	-
	Stockton	AHL	37	15	24	39	24	-	-	-	-	-
TOTAL		NHL	25	1	4	5	4	-	-	-	-	-
		AHL	43	15	28	43	26	1	0	0	0	0
		WHL	203	101	131	232	154	58	16	25	41	56



60 | LUCAS
FEUK

Left Wing | Shoots: Left | 6'0" | 185 lbs. | DOB: Feb. 19, 2001 | Birthplace: Stockholm, SWE
DRAFTED: Selected by Calgary in the fourth round (116th overall) in the 2019 NHL Draft

SEASON	CLUB	LEAGUE	REGULAR SEASON					PLAYOFFS				
			GP	G	A	PTS	PIM	GP	G	A	PTS	PIM
2018-19	Sodertalje J18	J18 Elit	32	13	15	28	20	6	1	1	2	2
	Sodertalje SK	SuperElit	43	21	22	43	84	5	0	0	0	0
TOTAL		SuperElit	43	21	22	43	84	5	0	0	0	0
		J18 Elit	32	13	15	28	20	6	1	1	2	2



38 | BYRON


FROESE

Centre | Shoots: Right | 6'1" | 200 lbs. | DOB: Mar. 12, 1991 | Birthplace: Winkler, MB

DRAFTED: Selected by Chicago in the fourth round (119th overall) in the 2009 NHL Draft

ACQUIRED: Signed as an unrestricted free agent on July 1, 2019

REGULAR SEASON								PLAYOFFS				
SEASON	CLUB	LEAGUE	GP	G	A	PTS	PIM	GP	G	A	PTS	PIM
2008-09	Everett	WHL	72	19	38	57	30	5	0	3	3	4
2009-10	Everett	WHL	70	29	32	61	37	7	3	2	5	0
2010-11	Red Deer	WHL	70	43	38	81	37	9	5	2	7	4
2011-12	Rockford	AHL	57	4	6	10	17	-	-	-	-	-
	Toledo	ECHL	3	1	1	2	2	-	-	-	-	-
2012-13	Toledo	ECHL	38	12	21	33	12	6	2	4	6	6
	Rockford	AHL	9	0	2	2	4	-	-	-	-	-
2013-14	Rockford	AHL	28	0	5	5	14	-	-	-	-	-
	Cincinnati	ECHL	25	11	10	21	20	23	8	17	25	20
2014-15	San Antonio	AHL	3	0	0	0	2	-	-	-	-	-
	Cincinnati	ECHL	17	8	16	24	14	-	-	-	-	-
2015-16	Toronto	AHL	46	18	24	42	26	5	1	3	4	4
	Toronto	NHL	56	2	3	5	16	-	-	-	-	-
2016-17	Toronto	AHL	48	24	15	39	18	-	-	-	-	-
	Toronto	NHL	2	0	0	0	5	-	-	-	-	-
	Syracuse	AHL	6	3	4	7	4	22	6	7	13	8
	Tampa Bay	NHL	4	0	0	0	0	-	-	-	-	-
2017-18	Laval	AHL	13	3	8	11	6	-	-	-	-	-
	Montreal	NHL	48	3	8	11	26	-	-	-	-	-
2018-19	Laval	AHL	46	14	16	30	23	-	-	-	-	-
	Lehigh Valley	AHL	24	7	7	14	28	-	-	-	-	-
TOTAL		NHL	110	5	11	16	47	-	-	-	-	-
		AHL	284	76	87	163	142	27	7	10	17	12
		ECHL	83	32	48	80	48	29	10	21	31	26
		WHL	212	91	108	199	104	21	8	7	15	8



42 | GLENN

GAWDIN

Centre | Shoots: Right | 6'1" | 190 lbs. | DOB: Mar. 25, 1997 | Birthplace: Richmond, BC

DRAFTED: Selected by St. Louis in the fourth round (116th overall) in the 2015 NHL Draft

ACQUIRED: Signed as a free agent on November 16, 2017

REGULAR SEASON								PLAYOFFS				
SEASON	CLUB	LEAGUE	GP	G	A	PTS	PIM	GP	G	A	PTS	PIM
2012-13	Swift Current	WHL	2	0	0	0	0	-	-	-	-	-
2013-14	Swift Current	WHL	66	10	12	22	34	6	0	0	0	2
2014-15	Swift Current	WHL	72	15	39	54	59	4	1	1	2	0
2015-16	Swift Current	WHL	53	19	34	53	63	-	-	-	-	-
2016-17	Swift Current	WHL	52	26	33	59	80	14	6	5	11	18
2017-18	Swift Current	WHL	67	56	69	125	101	24	14	18	32	32
2018-19	Stockton	AHL	64	11	27	38	59	-	-	-	-	-
TOTAL		AHL	64	11	27	38	59	-	-	-	-	-
		WHL	312	126	187	313	337	48	21	24	45	52



32 | JON
GILLIES

Goaltender | Catches: Left | 6'6" | 220 lbs. | DOB: Jan. 22, 1994 | Birthplace: Concord, NH
DRAFTED: Selected by Calgary in the third round (75th overall) in the 2012 NHL Draft


REGULAR SEASON											PLAYOFFS						
SEASON	CLUB	LEAGUE	GP	W	L	OTL	MINS	GA	SO	GAA	GP	W	L	MINS	GA	SO	GAA
2010-11	Indiana	USHL	25	15	6	2	1447	68	3	2.82	-	-	-	-	-	-	-
2011-12	Indiana	USHL	53	31	11	9	2967	137	3	2.77	-	-	-	-	-	-	-
2012-13	Providence	H-EAST	35	17	12	6	2105	73	5	2.08	-	-	-	-	-	-	-
	USA U-20	WJC	1	0	0	0	20	7	0	0.00	-	-	-	-	-	-	-
2013-14	Providence	H-EAST	34	19	9	5	2027	73	4	2.16	-	-	-	-	-	-	-
	USA U-20	WJC	4	2	2	0	238	11	0	2.77	-	-	-	-	-	-	-
2014-15	Providence	H-EAST	39	24	13	2	2301	77	4	2.01	-	-	-	-	-	-	-
2015-16	Stockton	AHL	7	2	3	1	363	14	2	2.31	-	-	-	-	-	-	-
2016-17	Stockton	AHL	39	18	14	1	2215	108	1	2.93	3	0	2	137	8	0	3.49
	Calgary	NHL	1	1	0	0	60	1	0	1.00	-	-	-	-	-	-	-
2017-18	Stockton	AHL	39	17	16	3	2231	94	4	2.53	-	-	-	-	-	-	-
	Calgary	NHL	11	3	5	1	605	29	0	2.88	-	-	-	-	-	-	-
2018-19	Stockton	AHL	45	16	23	1	2479	145	0	2.71	-	-	-	-	-	-	-
TOTAL	NHL		12	4	5	1	665	30	0	2.71	-	-	-	-	-	-	-
	AHL		130	53	51	15	7288	361	7	2.97	3	0	2	137	8	0	3.49
	H-EAST		108	60	34	13	6433	223	13	2.08	-	-	-	-	-	-	-
	USHL		78	46	17	11	4414	205	6	2.79	-	-	-	-	-	-	-



52 | JUSTIN
KIRKLAND

Left Wing | Shoots: Left | 6'3" | 205 lbs. | DOB: Aug. 2, 1996 | Birthplace: Winnipeg, MB
DRAFTED: Selected by Nashville in the third round (62nd overall) in the 2014 NHL Draft
ACQUIRED: Signed as a free agent on July 2, 2019

REGULAR SEASON											PLAYOFFS				
SEASON	CLUB	LEAGUE	GP	G	A	PTS	PIM	GP	G	A	PTS	PIM			
2011-12	Kelowna	WHL	6	0	1	1	0	-	-	-	-	-			
2012-13	Notre Dame	SJHL	1	0	0	0	0	-	-	-	-	-			
	Kelowna	WHL	6	2	0	2	6	6	0	1	1	0			
2013-14	Kelowna	WHL	68	17	31	48	40	14	5	5	10	20			
2014-15	Kelowna	WHL	50	21	30	51	25	9	3	2	5	0			
2015-16	Kelowna	WHL	69	31	36	67	69	18	11	4	15	15			
2016-17	Milwaukee	AHL	56	9	12	21	34	3	0	2	2	4			
	Cincinnati	ECHL	4	1	1	2	2	-	-	-	-	-			
2017-18	Milwaukee	AHL	67	7	11	18	19	-	-	-	-	-			
2018-19	Milwaukee	AHL	75	9	21	30	58	5	1	3	4	8			
TOTAL	AHL		198	25	44	69	111	8	1	5	6	12			
	ECHL		4	1	1	2	2	-	-	-	-	-			
	WHL		199	71	98	169	140	47	19	12	31	35			
	SJHL		1	0	0	0	0	-	-	-	-	-			



83 | DEMETRIOS

KOUMONTZIS

Left Wing | Shoots: Left | 5'10" | 185 lbs. | DOB: Mar. 24, 2000 | Birthplace: Edina, MN

DRAFTED: Selected by Calgary in the fourth round (108th overall) in the 2018 NHL Draft

REGULAR SEASON								PLAYOFFS				
SEASON	CLUB	LEAGUE	GP	G	A	PTS	PIM	GP	G	A	PTS	PIM
2017-18	Edina High	USHS	24	20	21	41	23	3	2	2	4	6
2018-19	Arizona St.	NCAA	34	4	16	20	36	-	-	-	-	-
TOTAL		NCAA	34	4	16	20	36	-	-	-	-	-
		USHS	24	20	21	41	23	3	2	2	4	6




58 | OLIVER

KYLINGTON

Defence | Shoots: Left | 6'0" | 185 lbs. | DOB: May 19, 1997 | Birthplace: Stockholm, SWE

DRAFTED: Selected by Calgary in the second round (60th overall) in the 2015 NHL Draft

REGULAR SEASON								PLAYOFFS				
SEASON	CLUB	LEAGUE	GP	G	A	PTS	PIM	GP	G	A	PTS	PIM
2013-14	Farjestads	SHL	32	2	4	6	6	12	0	2	2	2
2014-15	Farjestads	SHL	18	2	3	5	4	-	-	-	-	-
	AIK	SWE-1	17	4	3	7	6	-	-	-	-	-
2015-16	Stockton	AHL	47	5	7	12	14	-	-	-	-	-
	Calgary	NHL	1	0	0	0	0	-	-	-	-	-
2016-17	Stockton	AHL	60	6	21	27	22	5	0	1	1	0
2017-18	Stockton	AHL	62	7	28	35	18	-	-	-	-	-
2018-19	Stockton	AHL	18	7	7	14	8	-	-	-	-	-
	Calgary	NHL	38	3	5	8	10	-	-	-	-	-
TOTAL		NHL	39	3	5	8	10	-	-	-	-	-
		AHL	187	25	63	88	62	5	0	1	1	0
		SWE-1	17	4	3	7	6	-	-	-	-	-
		SHL	50	4	7	11	10	12	0	2	2	2



46 | CARL-JOHAN

LERBY

Defence | Shoots: Left | 5'11" | 180 lbs. | DOB: Jul. 7, 1997 | Birthplace: Trelleborg, SWE

ACQUIRED: Signed as a free agent on May 7, 2019

SEASON	CLUB	LEAGUE	REGULAR SEASON					PLAYOFFS				
			GP	G	A	PTS	PIM	GP	G	A	PTS	PIM
2015-16	Malmö	SHL	5	0	0	0	0	-	-	-	-	-
2016-17	Pantern IK	Allsvenskan	7	1	1	2	2	-	-	-	-	-
	Malmö	SHL	45	2	2	4	2	13	1	0	1	0
2017-18	Malmö	SHL	22	3	3	6	10	-	-	-	-	-
	Pantern IK	Allsvenskan	5	1	0	1	2	-	-	-	-	-
2018-19	Malmö	SHL	47	5	16	21	20	5	0	3	3	0
	TOTAL	SHL	119	10	21	31	32	18	1	3	4	0
		Allsvenskan	12	2	1	3	4	-	-	-	-	-



81 | LINUS

LINDSTROM

Centre | Shoots: Left | 6'0" | 170 lbs. | DOB: Jan. 8, 1998 | Birthplace: Skelleftea, SWE

DRAFTED: Selected by Calgary in the fourth round (96th overall) in the 2016 NHL Draft

SEASON	CLUB	LEAGUE	REGULAR SEASON					PLAYOFFS				
			GP	G	A	PTS	PIM	GP	G	A	PTS	PIM
2014-15	Skelleftea Jr	SWE Jr	23	11	7	18	4	-	-	-	-	-
2015-16	Skelleftea Jr	SWE Jr	40	14	30	44	28	6	5	5	10	0
	Skelleftea	SHL	4	1	0	1	0	-	-	-	-	-
2016-17	Skelleftea	SHL	50	2	4	6	8	-	-	-	-	-
2017-18	Skelleftea	SHL	41	3	1	4	14	16	0	4	4	4
2018-19	Skelleftea	SHL	44	3	3	6	16	-	-	-	-	-
	Bofors IK	Allsvenskan	5	0	2	2	0	-	-	-	-	-
TOTAL		SHL	139	9	8	17	38	16	0	4	4	4
		Allsvenskan	5	0	2	2	0	-	-	-	-	-
		SWE Jr	63	25	37	62	32	6	5	5	10	0



70 | RYAN

LOMBERG

Left Wing | Shoots: Left | 5'10" | 190 lbs. | DOB: Dec. 9, 1994 | Birthplace: Richmond Hill, ON
ACQUIRED: Signed as a free agent on September 4, 2015

REGULAR SEASON								PLAYOFFS				
SEASON	CLUB	LEAGUE	GP	G	A	PTS	PIM	GP	G	A	PTS	PIM
2011-12	Muskegon	USHL	52	22	18	40	154	-	-	-	-	-
2012-13	Maine	H-EAST	32	7	7	14	42	-	-	-	-	-
2013-14	Maine	H-EAST	34	11	7	18	40	-	-	-	-	-
2014-15	Youngstown	USHL	56	24	19	43	146	4	1	1	2	6
2015-16	Adirondack	ECHL	43	18	17	35	48	12	3	3	6	27
	Stockton	AHL	15	0	3	3	42	-	-	-	-	-
2016-17	Stockton	AHL	68	13	16	29	127	1	0	0	0	0
2017-18	Stockton	AHL	57	13	15	28	110	-	-	-	-	-
	Flames	NHL	7	0	1	1	15	-	-	-	-	-
2018-19	Calgary	NHL	4	0	0	0	17	-	-	-	-	-
	Stockton	AHL	58	12	17	29	72	-	-	-	-	-
TOTAL		NHL	11	0	1	1	32	-	-	-	-	-
		AHL	198	38	51	89	351	1	0	0	0	0
		ECHL	43	18	17	35	48	12	3	3	6	27
		H-EAST	66	18	14	32	82	-	-	-	-	-
		USHL	52	22	18	40	154	4	1	1	2	6



91 | MITCHELL

MATTSON

Centre | Shoots: Left | 6'5" | 190 lbs. | DOB: Jan. 2, 1998 | Birthplace: Grand Rapids, MN
DRAFTED: Selected by Calgary in the fifth round (126th overall) in the 2016 NHL Draft


REGULAR SEASON								PLAYOFFS				
SEASON	CLUB	LEAGUE	GP	G	A	PTS	PIM	GP	G	A	PTS	PIM
2013-14	Grand Rapids	HIGH-MN	25	11	26	37	18	2	0	2	2	0
2014-15	Grand Rapids	HIGH-MN	25	22	26	48	6	2	1	2	3	6
	Bloomington	USHL	13	2	5	7	2	-	-	-	-	-
2015-16	Grand Rapids	HIGH-MN	25	17	29	46	22	3	3	9	12	0
	Bloomington	USHL	21	2	0	2	8	10	1	0	1	0
2016-17	Bloomington	USHL	55	12	16	28	44	-	-	-	-	-
2017-18	Sioux Falls	USHL	53	9	12	21	18	3	0	0	0	0
2018-19	Michigan St.	Big-10	14	0	0	0	2	-	-	-	-	-
TOTAL		Big-10	14	0	0	0	2	-	-	-	-	-
		USHL	142	25	33	58	72	13	1	0	1	0
		HIGH-MN	75	50	81	131	46	7	4	13	17	6



43 | ANDREW
NIELSEN

Defence | Shoots: Left | 6'4" | 225 lbs. | DOB: Nov. 13, 1996 | Birthplace: Red Deer, AB
ACQUIRED: Traded to Calgary from Toronto for Morgan Klimchuk on November 27, 2018

REGULAR SEASON								PLAYOFFS				
SEASON	CLUB	LEAGUE	GP	G	A	PTS	PIM	GP	G	A	PTS	PIM
2013-14	Lethbridge	WHL	1	0	0	0	0	-	-	-	-	-
2014-15	Lethbridge	WHL	59	7	17	24	101	-	-	-	-	-
2015-16	Lethbridge	WHL	71	18	52	70	122	5	1	2	3	6
	Toronto	AHL	5	0	2	2	0	-	-	-	-	-
2016-17	Toronto	AHL	74	14	25	39	82	11	1	3	4	24
2017-18	Toronto	AHL	65	6	20	26	143	8	0	1	1	2
2018-19	Toronto	AHL	8	0	3	3	12	-	-	-	-	-
	Stockton	AHL	29	0	4	4	56	-	-	-	-	-
	TOTAL	AHL	181	20	54	74	293	19	1	4	5	26
		WHL	131	25	69	94	223	5	1	2	3	6



ILYA
NIKOLAEV

Centre | Shoots: Left | 6'0" | 190 lbs. | DOB: Jun. 26, 2001 | Birthplace: Yaroslavl, RUS
DRAFTED: Selected by Calgary in the third round (88th overall) in the 2019 NHL Draft

REGULAR SEASON								PLAYOFFS				
SEASON	CLUB	LEAGUE	GP	G	A	PTS	PIM	GP	G	A	PTS	PIM
2017-18	Loko Yaroslavl	MHL	3	0	1	1	0	-	-	-	-	-
2018-19	Loko Yaroslavl	MHL	41	10	15	25	26	6	5	3	8	8
	TOTAL	MHL	44	10	16	26	26	6	5	3	8	8



84 | JOSH
NODLER

Centre | Shoots: Right | 6'0" | 195 lbs. | DOB: Apr. 27, 2001 | Birthplace: Oak Park, MI
DRAFTED: Selected by Calgary in the fifth round (150th overall) in the 2019 NHL Draft

REGULAR SEASON								PLAYOFFS				
SEASON	CLUB	LEAGUE	GP	G	A	PTS	PIM	GP	G	A	PTS	PIM
2017-18	U.S. National Under-17 Team	USHL	2	0	0	0	0	-	-	-	-	-
	Fargo	USHL	2	0	0	0	0	-	-	-	-	-
2018-19	Fargo	USHL	54	17	25	42	6	2	0	0	0	0
	TOTAL	USHL	58	17	25	42	6	2	0	0	0	0




82 | TYLER

PARSONS

Goaltender | Catches: Left | 6'1" | 190 lbs. | DOB: Sept. 18, 1997 | Birthplace: Chesterfield, MI
DRAFTED: Selected by Calgary in the second round (54th overall) in the 2016 NHL Draft

REGULAR SEASON												PLAYOFFS					
SEASON	CLUB	LEAGUE	GP	W	L	OTL	MINS	GA	SO	GAA	GP	W	L	MINS	GA	SO	GAA
2014-15	London	OHL	33	15	10	2	1647	97	0	3.53	8	4	3	437	24	1	3.30
2015-16	London	OHL	49	37	9	3	2835	110	4	2.33	18	16	2	1086	39	1	2.15
2016-17	London	OHL	34	23	6	3	2000	79	4	2.37	14	7	7	870	39	1	2.69
	USA U-20	WJC	5	2	0	0	330	12	0	2.18	-	-	-	-	-	-	-
2017-18	Kansas City	ECHL	28	12	12	0	1576	83	1	3.16	-	-	-	-	-	-	-
	Stockton	AHL	7	1	3	0	301	22	0	4.39	-	-	-	-	-	-	-
2018-19	Stockton	AHL	20	9	10	1	1087	67	0	3.70	-	-	-	-	-	-	-
	TOTAL	AHL	27	10	13	1	1388	89	0	3.85	-	-	-	-	-	-	-
		ECHL	28	12	12	0	1576	83	1	3.16	-	-	-	-	-	-	-
		OHL	116	75	25	8	6482	286	8	2.77	40	27	12	2393	102	3	2.56



49 | JAKOB

PELLETIER

Left Wing | Shoots: Left | 5'10" | 170 lbs. | DOB: Mar. 7, 2001 | Birthplace: Quebec, QC
DRAFTED: Selected by Calgary in the first round (26th overall) in the 2019 NHL Draft

REGULAR SEASON									PLAYOFFS				
SEASON	CLUB	LEAGUE	GP	G	A	PTS	PIM	GP	G	A	PTS	PIM	
2017-18	Moncton	QMJHL	60	23	38	61	20	10	2	3	5	6	
2018-19	Moncton	QMJHL	65	39	50	89	24	7	2	1	3	2	
	TOTAL	QMJHL	125	62	88	150	44	17	4	4	8	8	



64 | MATHIAS EMILIO

PETTERSEN

Left Wing | Shoots: Left | 5'10" | 170 lbs. | DOB: Apr. 3, 2000 | Birthplace: Manglerud, NOR
DRAFTED: Selected by Calgary in the sixth round (167th overall) in the 2018 NHL Draft

REGULAR SEASON									PLAYOFFS				
SEASON	CLUB	LEAGUE	GP	G	A	PTS	PIM	GP	G	A	PTS	PIM	
2016-17	Omaha	USHL	57	10	17	27	28	-	-	-	-	-	
2017-18	Muskegon	USHL	60	14	32	46	32	3	0	0	0	0	
2018-19	U. of Denver	NCAA	40	6	24	30	16	-	-	-	-	-	
	Norway U20	WJC	4	3	3	6	2	-	-	-	-	-	
	TOTAL	NCAA	40	6	24	30	16	-	-	-	-	-	
		USHL	117	24	49	73	60	3	0	0	0	0	



41 | MATTHEW
PHILLIPS

Right Wing | Shoots: Right | 5'7" | 155 lbs. | DOB: Apr. 6, 1998 | Birthplace: Calgary, AB
DRAFTED: Selected by Calgary in the sixth round (166th overall) in the 2016 NHL Draft

SEASON	CLUB	REGULAR SEASON					PLAYOFFS					
		LEAGUE	GP	G	A	PTS	PIM	GP	G	A	PTS	PIM
2014-15	Victoria	WHL	2	1	2	3	0	-	-	-	-	-
2015-16	Victoria	WHL	72	37	39	76	16	13	5	3	8	2
2016-17	Victoria	WHL	70	50	40	90	50	6	1	2	3	2
	Stockton	AHL	1	0	1	1	0	2	0	0	0	2
2017-18	Victoria	WHL	71	48	64	112	32	11	6	13	19	6
2018-19	Stockton	AHL	65	13	25	38	2	-	-	-	-	-
TOTAL		AHL	66	13	26	39	2	2	0	0	0	0
		WHL	215	136	145	281	98	30	12	18	30	10



48 | LUKE
PHILP

Centre | Shoots: Right | 5'10" | 185 lbs. | DOB: Nov. 6, 1995 | Birthplace: Canmore, AB
ACQUIRED: Signed as a free agent on March 19, 2019

SEASON	CLUB	REGULAR SEASON					PLAYOFFS					
		LEAGUE	GP	G	A	PTS	PIM	GP	G	A	PTS	PIM
2011-12	Canmore	AJHL	48	16	30	46	28	-	-	-	-	-
	Kootenay	WHL	17	1	1	2	2	3	0	0	0	0
2012-13	Kootenay	WHL	66	20	25	45	24	5	2	1	3	0
2013-14	Kootenay	WHL	71	31	46	77	31	13	5	8	13	17
2014-15	Kootenay	WHL	71	30	52	82	28	7	5	7	12	6
2015-16	Kootenay	WHL	22	13	16	29	30	-	-	-	-	-
	Red Deer	WHL	17	8	8	16	6	17	4	9	13	9
2016-17	U. of Alberta	USports	26	10	8	18	33	6	4	0	4	4
2017-18	U. of Alberta	USports	28	11	29	40	14	4	0	2	2	2
2018-19	U. of Alberta	USports	24	21	24	45	30	5	1	2	3	2
TOTAL		USports	78	42	61	103	77	15	5	4	9	8
		WHL	264	103	148	251	121	45	16	25	41	32
		AJHL	48	16	30	46	28	-	-	-	-	-



76 | MARTIN
POSPISIL

Centre | Shoots: Left | 6'2" | 195 lbs. | DOB: Nov. 19, 1999 | Birthplace: Zvolen, SVK
DRAFTED: Selected by Calgary in the fourth round (105th overall) in the 2018 NHL Draft

SEASON	CLUB	REGULAR SEASON						PLAYOFFS				
		LEAGUE	GP	G	A	PTS	PIM	GP	G	A	PTS	PIM
2017-18	Sioux City	USHL	49	8	29	37	253	-	-	-	-	-
2018-19	Sioux City	USHL	44	16	47	63	118	2	0	1	1	0
	Slovakia U20	WJC	5	0	2	2	8	-	-	-	-	-
TOTAL		USHL	93	24	76	100	371	2	0	1	1	0



89 | ALAN
QUINE

Centre | Shoots: Left | 6'0" | 210 lbs. | DOB: Feb. 25, 1993 | Birthplace: Belleville, ON
DRAFTED: Selected by the New York Islanders in the sixth round (166th overall) in the 2013 NHL Draft
ACQUIRED: Signed as a free agent on July 1, 2018

SEASON	CLUB	REGULAR SEASON						PLAYOFFS				
		LEAGUE	GP	G	A	PTS	PIM	GP	G	A	PTS	PIM
2009-10	Kingston	OHL	64	11	17	28	8	7	1	2	3	0
2010-11	Kingston	OHL	17	4	7	11	2	-	-	-	-	-
	Peterborough	OHL	52	22	20	42	6	-	-	-	-	-
2011-12	Peterborough	OHL	65	30	40	70	21	-	-	-	-	-
	Grand Rapids	AHL	3	0	1	1	0	-	-	-	-	-
2012-13	Peterborough	OHL	26	9	17	26	14	-	-	-	-	-
	Belleville	OHL	28	14	27	41	6	17	8	7	15	6
2013-14	Bridgeport	AHL	61	8	19	27	23	-	-	-	-	-
	Stockton	ECHL	7	2	6	8	2	8	3	1	4	0
2014-15	Bridgeport	AHL	75	23	38	61	34	-	-	-	-	-
2015-16	Bridgeport	AHL	56	19	29	48	24	-	-	-	-	-
	NY Islanders	NHL	2	1	0	1	0	10	1	4	5	2
2016-17	NY Islanders	NHL	61	5	13	18	8	-	-	-	-	-
2017-18	NY Islanders	NHL	21	0	3	3	4	-	-	-	-	-
	Bridgeport	AHL	4	1	0	1	4	-	-	-	-	-
2018-19	Stockton	AHL	41	19	33	52	18	-	-	-	-	-
	Calgary	NHL	13	3	2	5	6	-	-	-	-	-
TOTAL		NHL	97	9	18	27	18	10	1	4	5	2
		AHL	240	70	120	190	103	-	-	-	-	-
		ECHL	7	2	6	8	2	8	3	1	4	0
		OHL	252	90	128	218	57	24	9	9	18	6



53 | BUDDY
ROBINSON

Right Wing | Shoots: Right | 6'6" | 235 lbs. | DOB: Sept. 30, 1991 | Birthplace: Bellmawr, NJ
ACQUIRED: Signed as a free agent on July 2, 2018

SEASON	CLUB	LEAGUE	REGULAR SEASON					PLAYOFFS				
			GP	G	A	PTS	PIM	GP	G	A	PTS	PIM
2011-12	Lake Superior	CCHA	39	5	5	10	37	-	-	-	-	-
2012-13	Lake Superior	CCHA	38	8	8	16	48	-	-	-	-	-
	Binghamton	AHL	6	2	2	4	8	2	0	0	0	0
2013-14	Binghamton	AHL	69	15	16	31	49	4	0	0	0	4
	Elmira	ECHL	1	0	0	0	0	-	-	-	-	-
2014-15	Binghamton	AHL	75	12	22	34	69	-	-	-	-	-
2015-16	Ottawa	NHL	3	1	1	2	4	-	-	-	-	-
	Binghamton	AHL	62	13	10	23	66	-	-	-	-	-
2016-17	Binghamton	AHL	33	7	5	12	18	-	-	-	-	-
	Ottawa	NHL	4	0	0	0	2	-	-	-	-	-
	San Jose	AHL	33	10	9	19	53	15	4	5	9	12
2017-18	Manitoba	AHL	74	25	28	53	64	7	1	3	4	19
2018-19	Stockton	AHL	65	14	28	42	51	-	-	-	-	-
TOTAL		NHL	7	1	1	2	6	-	-	-	-	-
		AHL	417	98	120	218	378	28	5	8	13	35
		ECHL	1	0	0	0	0	-	-	-	-	-
		CCHA	77	13	13	26	85	-	-	-	-	-



65 | MILOS
ROMAN

Centre | Shoots: Left | 6'0" | 195 lbs. | DOB: Nov. 6, 1999 | Birthplace: Kysucke Nove Mesto, SVK
DRAFTED: Selected by Calgary in the fourth round (108th overall) in the 2018 NHL Draft

SEASON	CLUB	LEAGUE	REGULAR SEASON					PLAYOFFS				
			GP	G	A	PTS	PIM	GP	G	A	PTS	PIM
2016-17	Slovakia U20	WJC	4	1	1	2	2	-	-	-	-	-
2017-18	Vancouver	WHL	39	10	22	32	10	7	3	3	6	4
	Slovakia U20	WJC	5	2	0	2	0	-	-	-	-	-
2018-19	Vancouver	WHL	59	27	33	60	21	22	4	8	12	12
	Slovakia U20	WJC	5	3	1	4	2	-	-	-	-	-
TOTAL		WHL	98	37	55	92	31	29	7	11	18	16




63 | ADAM

RUZICKA

Centre | Shoots: Left | 6'4" | 210 lbs. | DOB: May 11, 1999 | Birthplace: Bratislava, SVK

DRAFTED: Selected by Calgary in the fourth round (109th overall) in the 2017 NHL Draft

SEASON	CLUB	REGULAR SEASON						PLAYOFFS				
		LEAGUE	GP	G	A	PTS	PIM	GP	G	A	PTS	PIM
2016-17	Sarnia	OHL	61	25	21	46	30	4	0	2	2	0
	Slovakia U20	WJC	5	1	0	1	2	-	-	-	-	-
2017-18	Sarnia	OHL	63	36	36	72	40	12	0	3	3	6
	Slovakia U20	WJC	5	0	2	2	2	-	-	-	-	-
2018-19	Sarnia	OHL	35	11	26	37	22	-	-	-	-	-
	Sudbury	OHL	30	24	17	41	14	8	3	7	10	4
	Slovakia U20	WJC	5	2	1	3	4	-	-	-	-	-
TOTAL		OHL	189	96	100	196	106	24	3	12	15	10



35 | NICK

SCHNEIDER

Goaltender | Catches: Right | 6'2" | 180 lbs. | DOB: Jul. 21, 1997 | Birthplace: Leduc, AB

ACQUIRED: Signed as a free agent on September 23, 2015 by the Calgary Flames

SEASON	CLUB	LEAGUE	REGULAR SEASON								PLAYOFFS						
			GP	W	L	OTL	MINS	GA	SO	GAA	GP	W	L	MINS	GA	SO	GAA
2013-14	Regina	WHL	9	2	2	2	438	26	0	3.56	-	-	-	-	-	-	-
	Medicine Hat	WHL	8	6	0	0	380	9	1	1.42	1	0	0	6	3	0	28.27
2014-15	Medicine Hat	WHL	27	15	7	1	1426	67	0	2.82	-	-	-	-	-	-	-
2015-16	Medicine Hat	WHL	50	21	26	1	2771	167	2	3.62	-	-	-	-	-	-	-
	Stockton	AHL	9	4	5	0	536	35	0	3.92	-	-	-	-	-	-	-
2016-17	Medicine Hat	WHL	47	32	11	1	2588	148	0	3.43	-	-	-	-	-	-	-
2017-18	Calgary	WHL	61	20	30	2	3491	215	0	3.70	-	-	-	-	-	-	-
	Stockton	AHL	1	0	0	0	20	1	0	3.00	-	-	-	-	-	-	-
2018-19	Kansas City	ECHL	21	7	11	3	1263	77	0	3.66	-	-	-	-	-	-	-
	Stockton	AHL	11	6	3	0	465	19	0	2.45	-	-	-	-	-	-	-
	TOTAL	AHL	21	10	8	0	1021	55	0	3.23	-	-	-	-	-	-	-
	ECHL	21	7	11	3	1263	77	0	3.66	-	-	-	-	-	-	-	-
	WHL	203	96	77	7	11152	637	3	3.43	1	0	0	6	3	0	28.27	



62 | FILIP

SVENINGSSON

Left Wing | Shoots: Left | 6'0" | 180 lbs. | DOB: Jul. 3, 1999 | Birthplace: Gislaved, SWE

DRAFTED: Selected by Calgary in the 7th round (202nd overall) in the 2017 NHL Draft

REGULAR SEASON								PLAYOFFS				
SEASON	CLUB	LEAGUE	GP	G	A	PTS	PIM	GP	G	A	PTS	PIM
2015-16	HV71 J20	SuperElit	11	1	2	3	10	3	0	1	1	4
2016-17	HV71 Jonkoping	SHL	2	0	0	0	0	-	-	-	-	-
	HV71 U20	J20 SE	37	15	14	29	59	-	-	-	-	-
	HV71 J20	SuperElit	37	15	14	29	59	7	4	4	8	2
2017-18	HV71 Jonkoping	SHL	11	0	0	0	0	-	-	-	-	-
	HV71 J20	SuperElit	35	17	22	39	63	6	4	6	10	8
2018-19	Oskarshamn IK	Allsvenskan	43	15	12	27	26	12	0	4	4	4
	Sweden U20	WJC	4	0	0	0	0	-	-	-	-	-
TOTAL		Allsvenskan	43	15	12	27	26	12	0	4	4	4
		SHL	13	0	0	0	0	-	-	-	-	-
		SuperElit	83	33	38	71	132	16	8	11	19	14
		J20 SE	37	15	14	29	59	-	-	-	-	-



75 | EETU

TUULOLA

Right Wing | Shoots: Right | 6'2" | 220 lbs. | DOB: Mar. 17, 1998 | Birthplace: Hameenlinna, FIN

DRAFTED: Selected by Calgary in the sixth round (156th overall) in the 2016 NHL Draft


REGULAR SEASON								PLAYOFFS				
SEASON	CLUB	LEAGUE	GP	G	A	PTS	PIM	GP	G	A	PTS	PIM
2014-15	HPK Jr	SM-liiga Jr	33	21	7	28	30	11	2	7	9	14
2015-16	HPK Jr	SM-liiga Jr	29	9	5	14	22	6	0	1	1	27
	HPK	SM-liiga	10	0	1	1	0	-	-	-	-	-
2016-17	Everett	WHL	62	18	13	31	34	10	6	1	7	4
2017-18	HPK Hameenlinna	SM-liiga	51	16	10	26	34	-	-	-	-	-
2018-19	HPK	SM-liiga	60	13	23	36	44	18	3	3	6	8
TOTAL		SM-liiga	121	29	34	63	78	18	3	3	6	8
		WHL	62	18	13	31	34	10	6	1	7	4
		SM-liiga Jr	62	30	12	42	52	17	2	8	10	41



37 | RINAT
VALIEV

Defence | Shoots: Left | 6'3" | 210 lbs. | DOB: May 11, 1995 | Birthplace: Nizhnekamsk, RUS
DRAFTED: Selected by Toronto in the third round (68th overall) in the 2014 NHL Draft
ACQUIRED: Traded to Calgary from Montreal with Matt Taormina for Brett Kulak on October 1, 2018

SEASON	CLUB	REGULAR SEASON						PLAYOFFS				
		LEAGUE	GP	G	A	PTS	PIM	GP	G	A	PTS	PIM
2012-13	Indiana	USHL	36	6	7	13	43	-	-	-	-	-
2013-14	Kootenay	WHL	55	5	23	28	68	13	1	8	9	16
2014-15	Kootenay	WHL	52	9	37	46	53	7	3	2	5	0
	Toronto	AHL	2	0	0	0	0	-	-	-	-	-
2015-16	Toronto	AHL	60	4	19	23	30	12	0	0	0	4
	Toronto	NHL	10	0	0	0	0	-	-	-	-	-
2016-17	Toronto	AHL	47	3	10	13	79	9	0	1	1	10
2017-18	Toronto	AHL	40	5	10	15	26	-	-	-	-	-
	Laval	AHL	5	1	2	3	2	-	-	-	-	-
	Montreal	NHL	2	0	0	0	2	-	-	-	-	-
2018-19	Stockton	AHL	57	4	17	21	51	-	-	-	-	-
	TOTAL	NHL	12	0	0	0	2	-	-	-	-	-
		AHL	211	17	58	75	188	21	0	1	1	14
		WHL	107	14	60	74	121	20	4	10	14	16
		USHL	36	6	7	13	43	-	-	-	-	-



40 | DUSTIN
WOLF

Goaltender | Catches: Left | 6'0" | 165 lbs. | DOB: Apr. 16, 2001 | Birthplace: Tustin, CA
DRAFTED: Selected by Calgary in the seventh round (214th overall) in the 2019 NHL Draft


SEASON	CLUB	LEAGUE	REGULAR SEASON								PLAYOFFS						
			GP	W	L	OTL	MINS	GA	SO	GAA	GP	W	L	MINS	GA	SO	GAA
2017-18	Everett	WHL	20	13	6	0	1147	43	4	2.25	1	0	0	9	0	0	0.00
2018-19	Everett	WHL	61	41	15	2	3615	102	7	1.69	10	5	4	595	20	1	2.02
	TOTAL	WHL	81	54	21	2	4762	145	11	1.83	11	5	4	604	20	1	1.99



45 | ALEXANDER
YELESIN

Defence | Shoots: Right | 6'0" | 195 lbs. | DOB: Feb. 7, 1996 | Birthplace: Yaroslavl, RUS
ACQUIRED: Signed by Calgary as a free agent on May 10, 2019

REGULAR SEASON									PLAYOFFS				
SEASON	CLUB	LEAGUE	GP	G	A	PTS	PIM		GP	G	A	PTS	PIM
2016-17	Khabarovsk Amur	KHL	22	0	1	1	8		-	-	-	-	-
2017-18	Yaroslavl Lokomotiv	KHL	32	4	4	8	48		9	1	0	1	4
2018-19	Yaroslavl Lokomotiv	KHL	55	4	6	10	47		10	0	0	0	4
TOTAL		KHL	109	8	11	19	103		19	1	0	1	8



50 | ARTYOM
ZAGIDULIN

Goaltender | Catches: Left | 6'2" | 190 lbs. | DOB: Aug. 8, 1995 | Birthplace: Magnitogorsk, RUS
ACQUIRED: Signed as a free agent on April 19, 2019

REGULAR SEASON											PLAYOFFS							
SEASON	CLUB	LEAGUE	GP	W	L	OTL	MINS	GA	SO	GAA		GP	W	L	MINS	GA	SO	GAA
2015-16	Magnitogorsk	KHL	1	0	1	0	33	1	0	1.82		-	-	-	-	-	-	-
2016-17	Magnitogorsk	KHL	4	0	1	0	77	1	0	0.78		-	-	-	-	-	-	-
	Kunlun	KHL	6	3	3	0	327	8	1	1.47		-	-	-	-	-	-	-
2018-19	Magnitogorsk	KHL	25	12	7	3	1103	36	4	1.96		4	1	1	212	6	0	1.70
TOTAL		KHL	36	15	12	3	1530	46	5	1.80		4	1	1	212	6	0	1.70



78 | DMITRY
ZAVGORODNIY

Right Wing | Shoots: Right | 5'9" | 175 lbs. | DOB: Aug. 11, 2000 | Birthplace: Omsk, RUS
DRAFTED: Selected by Calgary in the seventh round (198th overall) in the 2018 NHL Draft

REGULAR SEASON									PLAYOFFS				
SEASON	CLUB	LEAGUE	GP	G	A	PTS	PIM		GP	G	A	PTS	PIM
2017-18	Rimouski	QMJHL	62	26	21	47	8		7	1	2	3	0
2018-19	Rimouski	QMJHL	67	28	36	64	14		12	4	4	8	2
TOTAL		QMJHL	129	54	57	111	22		19	5	6	11	2

2019-20 CALGARY FLAMES

TRAINING CAMP ROSTER

NUMERICAL LINEUP

#	PLAYER NAME	POS.
4	Andersson, Rasmus	RD
5	Giordano, Mark	LD
6	Davidson, Brandon	LD
7	Brodie, T.J.	RD
10	Ryan, Derek	C
11	Backlund, Mikael	C
13	Gaudreau, Johnny	LW
17	Lucic, Milan	LW
21	Smith-Pelly, Devante	RW
22	Rieder, Tobias	RW
23	Monahan, Sean	C
24	Hamonic, Travis	RD
26	Stone, Michael	RD
27	Czarnik, Austin	RW
28	Lindholm, Elias	RW
29	Dube, Dillon	C
32	Gillies, Jon	G
33	Rittich, David	G
35	Schneider, Nick	G
36	Rinaldo, Zac	LW
37	Valiev, Rinat	LD
38	Froese, Byron	C
39	Talbot, Cam	G
40	Wolf, Dustin	G
41	Phillips, Matthew	RW
42	Gawdin, Glenn	C
43	Nielsen, Andrew	LD
44	Grenier, Alexandre	RW
45	Yelesin, Alexander	RD
47	MacDonald, Andrew	LD
48	Philp, Luke	C
49	Pelletier, Jacob	LW
50	Zagidulin, Artyom	G
51	McKenna, Jeremy	RW
52	Kirkland, Justin	LW
53	Robinson, Buddy	RW
54	Schueneman, Corey	LD
55	Hanifin, Noah	LD
57	Hamilton, Robert	LD
58	Kylington, Oliver	LD
62	Gryba, Eric	RD
63	Ruzicka, Adam	C
65	Roman, Milos	C
67	Frolik, Michael	RW
70	Lomborg, Ryan	LW
75	Tuulola, Eetu	RW
76	Pospisil, Martin	LW/C
77	Jankowski, Mark	C
78	Zavgorodniy, Dmitry	RW
82	Parsons, Tyler	G
86	Morelli, Mason	LW
89	Quine, Alan	C
90	Gallant, Alex	LW
93	Bennett, Sam	C
94	Leslie, Zac	RD

ALPHABETICAL LINEUP

#	PLAYER NAME	POS.
4	Andersson, Rasmus	RD
11	Backlund, Mikael	C
93	Bennett, Sam	C
7	Brodie, T.J.	RD
27	Czarnik, Austin	RW
6	Davidson, Brandon	LD
29	Dube, Dillon	C
38	Froese, Byron	C
67	Frolik, Michael	RW
90	Gallant, Alex	LW
13	Gaudreau, Johnny	LW
42	Gawdin, Glenn	C
32	Gillies, Jon	G
5	Giordano, Mark	LD
44	Grenier, Alexandre	RW
62	Gryba, Eric	RD
57	Hamilton, Robert	LD
24	Hamonic, Travis	RD
55	Hanifin, Noah	LD
77	Jankowski, Mark	C
52	Kirkland, Justin	LW
58	Kylington, Oliver	LD
94	Leslie, Zac	RD
28	Lindholm, Elias	RW
70	Lomborg, Ryan	LW
17	Lucic, Milan	LW
47	MacDonald, Andrew	LD
51	McKenna, Jeremy	RW
23	Monahan, Sean	C
86	Morelli, Mason	LW
43	Nielsen, Andrew	LD
82	Parsons, Tyler	G
49	Pelletier, Jacob	LW
41	Phillips, Matthew	RW
48	Philp, Luke	C
76	Pospisil, Martin	LW/C
89	Quine, Alan	C
22	Rieder, Tobias	RW
36	Rinaldo, Zac	LW
33	Rittich, David	G
53	Robinson, Buddy	RW
65	Roman, Milos	C
63	Ruzicka, Adam	C
10	Ryan, Derek	C
35	Schneider, Nick	G
54	Schueneman, Corey	LD
21	Smith-Pelly, Devante	RW
26	Stone, Michael	RD
39	Talbot, Cam	G
75	Tuulola, Eetu	RW
37	Valiev, Rinat	LD
40	Wolf, Dustin	G
45	Yelesin, Alexander	RD
50	Zagidulin, Artyom	G
78	Zavgorodniy, Dmitry	RW

2019 NHL DRAFT



In the first round of the 2019 NHL Draft the Flames selected forward Jakob Pelletier with the 26th pick.


2019 FLAMES DRAFT SELECTIONS AND AMATEUR STATISTICS

Rd	Pick	Player	Pos.	Ht.	Wt.	S/C	2018-19 Club	GP	G/W	A/L	PTS/OTL	PIM/SV%
1	26	Jakob Pelletier	LW	5'9"	165	L	Moncton (QMJHL)	65	39	50	89	24
3	88	Ilya Nikolaev	C	6'0"	190	L	Loko Yaroslavl (MHL)	41	10	15	25	26
4	116	Lucas Feuk	C	6'0"	185	L	Sodertalje SK (SuperElit)	43	21	22	43	84
5	150	Josh Nodler	C	6'0"	196	R	Fargo Force (USHL)	54	17	25	42	6
7	214	Dustin Wolf	G	6'0"	165	L	Everett (WHL)	61	41	15	2	.936

AMATEUR AND ENTRY DRAFT 2019



Photo by Bruce Bennett/Getty Images



With their third-round selection in the 2019 NHL Draft the Flames took centre Ilya Nikolaev with the 88th overall pick.



The Flames selected centre Lucas Feuk with their fourth-round 116th overall pick of the 2019 NHL Draft.

2019

RD	NO	PLAYER	POS
1	26	Jakob Pelletier	LW
3	88	Ilya Nikolaev	C
4	116	Lucas Feuk	C
5	150	Josh Nodler	C
7	214	Dustin Wolf	G

2018

RD	NO	PLAYER	POS
4	105	Martin Pospisil	C
4	108	Demetrios Koumontzis	LW
4	122	Milos Roman	C
6	167	Emilio Pettersen	C
7	198	Dmitry Zavgorodny	RW

2017

RD	NO	PLAYER	POS
1	16	Juuso Valimaki	D
4	109	Adam Ruzicka	C
5	140	Zach Fischer	RW
6	171	D'Artagnan Joly	RW
7	202	Filip Sveningsson	LW

AMATEUR AND ENTRY DRAFT 2016-2005

2016

RD	NO	PLAYER	POS
1	6	Matthew Tkachuk	LW
2	54	Tyler Parsons	G
2	56	Dillon Dube	C
3	66	Adam Fox	D
4	96	Linus Lindstrom	C
5	126	Mitchell Mattson	C
6	156	Eetu Tuulola	RW
6	166	Matthew Phillips	C
7	186	Stepan Falkovsky	D

2015

RD	NO	PLAYER	POS
2	45	Rasmus Andersson	D
2	60	Oliver Kyllington	D
5	136	Pavel Karnaukhov	LW
6	166	Andrew Mangiapane	LW
7	196	Riley Bruce	D

2014

RD	NO	PLAYER	POS
1	4	Sam Bennett	C
2	34	Mason McDonald	G
2	54	Hunter Smith	RW
3	64	Brandon Hickey	D
6	175	Adam Ollas Mattsson	D
7	184	Austin Carroll	LW

2013

RD	NO	PLAYER	POS
1	6	Sean Monahan	C
1	22	Emile Poirier	LW
1	28	Morgan Klimchuk	LW
3	67	Keegan Kanzig	D
5	135	Eric Roy	D
6	157	Tim Harrison	RW
7	187	Rushan Rafikov	D
7	198	John Gilmour	D

2012

RD	NO	PLAYER	POS
1	21	Mark Jankowski	C
2	42	Patrick Sieloff	D
3	75	Jon Gillies	G
4	105	Brett Kulak	D
5	124	Ryan Culkin	D
6	165	Coda Gordon	LW
7	186	Matthew DeBlouw	C

2011

RD	NO	PLAYER	POS
1	13	Sven Baertschi	LW
2	45	Markus Granlund	C
2	57	Tyler Wotherspoon	D
4	104	Johnny Gaudreau	C
6	164	Laurent Brossoit	G

2010

RD	NO	PLAYER	POS
3	64	Maxwell Reinhart	C
3	73	Joey Leach	D
4	103	John Ramage	D
4	108	Bill Arnold	C
5	133	Micheal Ferland	LW
7	193	Patrick Holland	RW

2009

RD	NO	PLAYER	POS
1	23	Tim Erixon	D
3	74	Ryan Howse	RW
4	111	Henrik Bjorklund	RW
5	141	Spencer Bennett	C/LW
6	171	Joni Ortio	G
7	201	Gaelan Patterson	C

2008

RD	NO	PLAYER	POS
1	25	Greg Nemisz	RW
2	48	Mitch Wahl	C
3	78	Lance Bouma	LW
4	108	Nicholas Larson	LW
4	114	T.J. Brodie	D
6	168	Ryley Grantham	LW
7	198	Alexander Deilert	D

2007

RD	NO	PLAYER	POS
1	24	Mikael Backlund	C
3	70	John Negrin	D
4	116	Keith Aulie	D
5	143	Mickey Renaud	C
7	186	C.J. Severson	LW

2006

RD	NO	PLAYER	POS
1	26	Leland Irving	G
3	87	John Armstrong	C/RW
3	89	Aaron Marvin	C/W
4	118	Hugo Carpentier	C
5	149	Juuso Puustinen	RW
6	179	Jordan Fulton	C
7	187	Devin DiDionete	LW
7	209	Per Jonsson	D

2005

RD	NO	PLAYER	POS
1	26	Matt Pelech	D
3	69	Gord Baldwin	D
3	74	Dan Ryder	C
4	111	J.D. Watt	RW
5	128	Kevin Lalande	G
5	158	Matt Keetley	G
6	179	Brett Sutter	C
7	221	Myles Rumsey	D

AMATEUR AND ENTRY DRAFT 2004-1996

2004

RD	NO	PLAYER	POS
1	24	Kris Chucko	LW
3	70	Brandon Prust	C/LW
3	98	Dustin Boyd	C
4	118	Aki Seitsonen	C
4	121	Kristopher Hogg	LW
6	173	Adam Pardy	D
6	182	Fred Wikner	W
7	200	Matthew Schneider	C
7	213	James Spratt	G
9	279	Adam Cracknell	RW

2003

RD	NO	PLAYER	POS
1	9	Dion Phaneuf	D
2	39	Tim Ramholt	D
3	97	Ryan Donally	LW
4	112	Jamie Tardif	RW
5	143	Greg Moore	RW
6	173	Tyler Johnson	C
7	206	Thomas Bellemare	D
8	240	Cam Cunning	LW
9	270	Kevin Harvey	LW

2002

RD	NO	PLAYER	POS
1	10	Eric Nystrom	LW
2	39	Brian McConnell	C
3	90	Matthew Lombardi	C
4	112	Yuri Artemenkov	W
5	141	Jiri Cetkovsky	C
5	142	Emanuel Peter	C
5	146	Victor Bobrov	F
5	159	Kristofer Persson	RW
6	176	Curtis McElhinney	G
7	206	David VanDerGulik	RW
7	207	Pierre Johnsson	D
8	238	Jyri Marttinen	D

2001

RD	NO	PLAYER	POS
1	14	Chuck Kobasew	RW
2	41	Andrei Taratukhin	C
2	56	Andrei Medvedev	G
4	108	Tomi Maki	RW
4	124	Egor Shastin	F
5	145	James Hakewill	D
5	164	Yuri Trubachev	C
7	207	Garrett Bembridge	RW
7	220	David Moss	LW
8	233	Joe Campbell	D
8	251	Ville Hamalainen	F

2000

RD	NO	PLAYER	POS
1	9	Brent Krahn	G
2	40	Kurtis Foster	D
2	46	Jarret Stoll	C
4	116	Levente Szuper	G
5	141	Wade Davis	D
5	155	Travis Moen	LW
6	176	Jukka Hentunen	W
8	239	David Hajek	D
9	270	Micki Dupont	D

1999

RD	NO	PLAYER	POS
1	11	Oleg Saprykin	C
2	38	Dan Cavanaugh	C
3	77	Craig Andersson	G
4	106	Roman Rozakov	D
5	135	Matt Doman	RW
5	153	Jesse Cook	D
6	166	Cory Pecker	C
6	170	Matt Underhill	G
7	190	Blair Stayer	LW
9	252	Dimitri Kirilenko	C

1998

RD	NO	PLAYER	POS
1	6	Rico Fata	RW/C
2	33	Blair Betts	C
3	62	Paul Manning	D
4	102	Shaun Sutter	C
4	108	Dany Sabourin	G
5	120	Brent Gauvreau	C
7	192	Radek Duda	LW
8	206	Jonas Frogen	D
9	234	Kevin Mitchell	D

1997

RD	NO	PLAYER	POS
1	6	Daniel Tkaczuk	C
2	32	Evan Lindsay	G
2	42	John Tripp	RW
2	51	Dimitri Kokorev	D
3	60	Derek Schutz	C
3	70	Erik Andersson	C
4	92	Chris St. Croix	D
4	100	Ryan Ready	LW
5	113	Martin Moise	LW
6	140	Ilya Demidov	D
7	167	Jeremy Rondeau	LW
9	223	Dustin Paul	RW

1996

RD	NO	PLAYER	POS
1	13	Derek Morris	D
2	39	Travis Brigley	LW
2	40	Steve Begin	C
3	73	Dmitri Vlasenkov	LW
4	89	Toni Lydman	D
4	94	Christian Lefebvre	D
5	122	Josef Straka	C
8	202	Ryan Wade	RW
9	228	Ronald Petrovicky	RW

AMATEUR AND ENTRY DRAFT 1995-1990

1995

RD	NO	PLAYER	POS
1	20	Denis Gauthier	D
2	46	Pavel Smirnov	C
3	72	Rocky Thompson	D
4	98	Jan Labraaten	LW
6	150	Clarke Wilm	LW
7	176	Ryan Gillis	D
9	233	Steve Shirreffs	D

1994

RD	NO	PLAYER	POS
1	19	Chris Dingman	LW
2	45	Dimitri Riabykin	D
3	77	Chris Clark	RW
4	91	Ryan Duthie	C
4	97	Johan Finnstrom	D
5	107	Nisse Ekman	W
5	123	Frank Appel	D
6	149	Patrik Haltia	G
7	175	Ladislav Kohn	RW
8	201	Keith McCambridge	D
9	227	Jorgen Jonsson	W
10	253	Mike Peluso	C
11	279	Pavel Torgajev	LW

1993

RD	NO	PLAYER	POS
1	18	Jesper Mattsson	RW
2	44	Jamie Allison	D
3	70	Dan Tompkins	LW
4	95	Jason Smith	D
4	96	Marty Murray	C
5	121	Darryl Lafrance	C
5	122	John Emmons	C
6	148	Andreas Karlsson	C
8	200	Derek Sylvester	C
10	252	German Titov	C
11	278	Burke Murphy	LW

1992

RD	NO	PLAYER	POS
1	6	Cory Stillman	C
2	30	Chris O'Sullivan	D
3	54	Mathias Johansson	C
4	78	Robert Svehla	D
5	102	Sami Helenius	D
6	126	Ravil Yakubov	C
6	129	Joel Bouchard	D
7	150	Pavel Rajnoha	D
8	174	Ryan Mulhern	C
9	198	Brandon Carper	D
10	222	Jonas Hoglund	RW
11	246	Andrei Potaichuk	LW

SUPPLEMENTARY DRAFT

6		James O'Brien	D
---	--	---------------	---

1991

RD	NO	PLAYER	POS
1	19	Niklas Sundblad	RW
2	41	Francois Groleau	D
3	52	Sandy McCarthy	RW
3	63	Brian Caruso	LW
4	85	Steven Magnusson	C
5	107	Jerome Butler	G
6	129	Bobby Marshall	D
7	140	Matt Hoffman	LW
7	151	Kelly Harper	C
8	173	David St. Pierre	C
9	195	David Struch	C
10	217	Sergei Zolotov	LW
11	239	Marko Jantunen	C
12	261	Andrei Trefilov	G

SUPPLEMENTARY DRAFT

25		Dean Larson	C
----	--	-------------	---

1990

RD	NO	PLAYER	POS
1	11	Trevor Kidd	G
2	26	Nicolas Perreault	D
2	32	Vesa Viitakoski	LW
2	41	Etienne Belzile	D
3	62	Glen Mears	D
4	83	Paul Kruse	LW
6	125	Chris Tschupp	C
7	146	Dimitri Frolov	D
8	167	Shawn Murray	G
9	188	Mike Murray	RW
10	209	Rob Sumner	D
12	251	Leo Gudas	D

SUPPLEMENTARY DRAFT

25		Lyle Wildgoose	C
----	--	----------------	---

AMATEUR AND ENTRY DRAFT 1989-1981

1989

RD	NO	PLAYER	POS
2	24	Kent Manderville	LW
2	42	Ted Drury	C
3	50	Veli-Pekka Kautonen	D
3	63	Cory Lyons	RW
4	70	Robert Reichel	C
4	84	Ryan O'Leary	C
5	105	Toby Kearney	LW
7	147	Alex Nikolic	LW
8	168	Kevin Wortman	D
9	189	Sergei Gomolyakov	C
10	210	Dan Sawyer	D
11	231	Alexander Yudin	D
12	252	Kenneth Kennholt	D
SUPPLEMENTARY DRAFT			
26		Shawn Heaphy	C

1988

RD	NO	PLAYER	POS
1	21	Jason Muzzatti	G
2	42	Todd Harkins	RW
4	84	Gary Socha	C
5	85	Tomas Forslund	RW
5	90	Scott Matusovich	D
6	126	Jonas Bergqvist	RW
7	147	Stefan Nilsson	LW
8	168	Troy Kennedy	RW
9	189	Brett Peterson	D
10	210	Guy Darveau	D
11	231	Dave Tretowicz	D
12	252	Sergei Priakin	RW
SUPPLEMENTARY DRAFT			
26		Jerry Tarrant	D

1987

RD	NO	PLAYER	POS
1	19	Bryan Deasley	LW
2	25	Stephane Matteau	LW
2	40	Kevin Grant	D
3	61	Scott Mahoney	LW
4	70	Tim Harris	RW
5	103	Tim Corkery	D
6	124	Joe Aloï	D
7	145	Peter Ciavaglia	C
8	166	Theoren Fleury	C
9	187	Mark Osiecki	D
10	208	William Sedergrén	D
11	229	Peter Hasselblad	D
12	250	Magnus Svensson	D
SUPPLEMENTARY DRAFT			
		Peter Lappin	C

1986

RD	NO	PLAYER	POS
1	16	George Pelawa	RW
2	37	Brian Glynn	D
4	79	Tom Quinlan	RW
5	100	Scott Bloom	LW
6	121	John Parker	C
7	142	Rick Lessard	D
8	163	Mark Olsen	D
9	184	Warren Sharples	G
10	205	Doug Pickell	LW
11	226	Anders Lindstrom	C
12	247	Antonin Stavjana	D
SUPPLEMENTARY DRAFT			
		Steve MacSwain	RW

1985

RD	NO	PLAYER	POS
1	17	Chris Biotti	D
2	27	Joe Nieuwendyk	C
2	38	Jeff Wenaas	C
3	59	Lane MacDonald	LW
4	80	Roger Johansson	D
5	101	Esa Keskinen	C
6	122	Tim Sweeney	C
7	143	Stu Grimson	LW
8	164	Nate Smith	D
9	185	Darryl Olsen	D
10	206	Peter Romberg	D
11	227	Alex Koznevnikov	-
12	248	Bill Gregoire	D

1984

RD	NO	PLAYER	POS
1	12	Gary Roberts	LW
2	33	Ken Sabourin	D
2	38	Paul Ranheim	C
4	75	Peter Rosol	LW
5	96	Joel Paunio	LW
6	117	Brett Hull	RW
7	138	Kevan Melrose	D
8	159	Jiri Hrdina	RW
9	180	Gary Suter	D
10	200	Petr Rucka	C
11	221	Stefan Jonsson	D
12	241	Rudolf Suchanek	-

1983

RD	NO	PLAYER	POS
1	13	Dan Quinn	C
3	51	Brian Bradley	C
3	55	Perry Berezan	C
4	66	John Bekkers	C
4	71	Kevan Guy	D
4	77	Bill Claviter	LW
5	91	Igor Liba	LW
6	111	Grant Blair	G
7	131	Jeff Hogg	G
8	151	Chris MacDonald	D
9	171	Rob Kivell	D
10	191	Tom Pratt	D
11	211	Jaroslav Benak	LW
12	231	Sergei Makarov	RW

1982

RD	NO	PLAYER	POS
2	29	Dave Reiersen	D
2	37	Richard Kromm	LW
3	51	Jim Laing	D
4	65	Dave Meszaros	G
4	72	Mark Lamb	C
5	93	Lou Kiriakou	D
6	114	Jeff Vaive	C
6	118	Mats Kihlstrom	D
7	135	Brad Ramsden	RW
8	156	Roy Myllari	D
9	177	Ted Pearson	LW
10	198	Jim Uens	C
11	219	Rick Erdall	C
12	240	Dale Thompson	RW

1981

RD	NO	PLAYER	POS
1	15	Al MacInnis	D
3	56	Michael Vernon	G
4	78	Peter Maduch	C
5	99	Mario Simioni	RW
6	120	Todd Hooley	RW
7	141	Rick Heppener	D
8	162	Dale Degray	D
9	183	George Boudreau	D
10	204	Bruce Eakin	C

AMATEUR AND ENTRY DRAFT 1980-1972

1980

RD	NO	PLAYER	POS
1	13	Denis Cyr	RW
2	31	Tony Curtale	D
2	32	Kevin Lavallee	LW
2	39	Steve Konroyd	D
4	76	Marc Roy	RW
5	97	Randy Turnbull	D
6	118	John Multan	RW
7	139	Dave Newsom	LW
8	160	Claude Drouin	C
9	181	Hakan Loob	RW
10	202	Steven Fletcher	D

1979

RD	NO	PLAYER	POS
1	12	Paul Reinhart	D
2	23	Mike Perovich	D
2	33	Pat Riggin	G
3	54	Tim Hunter	D
4	75	Jim Peplinski	RW
5	96	Brad Kempthorne	C
6	117	Glenn Johnson	C

1978

RD	NO	PLAYER	POS
1	11	Brad Marsh	D
3	47	Tim Bernhardt	G
4	64	Jim McRae	LW
5	80	Gord Wappel	D
6	97	Greg Meredith	RW
7	114	Dave Hindmarch	RW
8	131	Dave Morrison	RW
9	148	Doug Todd	RW
10	165	Mark Green	C
11	180	Robert Sullivan	C
12	196	Bernhart Engelbrecht	G

1977

RD	NO	PLAYER	POS
2	20	Miles Zaharko	D
2	28	Don Laurence	C
2	31	Brian Hill	RW
4	72	Jim Craig	G
5	82	C Christofferson	D
6	100	Bernard Harbec	C
7	118	Bob Gould	RW
8	133	Jim Bennett	RW
9	148	Tim Harrer	RW

1976

RD	NO	PLAYER	POS
1	8	Dave Shand	D
1	10	Harold Phillipoff	LW
2	28	Robert Simpson	LW
3	46	Richard Hodgson	D
4	64	Kent Nilsson	C
5	82	Mark Earp	G

1975

RD	NO	PLAYER	POS
1	8	Richard Mulhern	D
2	26	Rick Bowness	RW
4	62	Dale Ross	LW
5	80	Willi Plett	RW
6	98	Paul Heaver	D
7	116	Dale McMillan	LW
8	134	Rick Picher	D
9	150	Nick Stanza	G
10	167	Brian O'Connell	G
11	181	Joe Augustine	D
12	192	Torbjorn Nilsson	RW
18	216	Gary Gill	LW

1974

RD	NO	PLAYER	POS
2	28	Guy Chouinard	C
3	46	Dick Spannbauer	D
4	58	Pat Ribble	D
4	64	Cam Botting	LW
5	82	Jerry Badiuk	D
6	100	Bill Moen	G
7	118	Peter Brown	D
8	135	Tom Lindskog	D
9	152	Larry Hopkins	LW
10	167	Louis Loranger	C
11	182	R Montgomery	LW

1973

RD	NO	PLAYER	POS
1	2	Tom Lysiak	C
1	16	Vic Mercredi	C
2	21	Eric Vail	LW
4	53	Dean Talafous	RW
5	69	John Felsch	LW
6	85	Ken Houston	D
7	101	Tom Machowski	D
8	117	Bob Law	LW
9	133	Bob Bilodeau	D
10	148	Glen Surbey	D
10	149	Guy Ross	C
11	162	Gregg Fox	D

1972

RD	NO	PLAYER	POS
1	2	Jacques Richard	C
2	18	Dwight Bialowas	D
3	34	Jean Lemieux	D
4	50	Don Martineau	RW
5	78	Johnny Martin	C
6	82	Frank Blum	G
7	98	Scott Smith	LW
8	114	Dave Murphy	C
9	130	Pierre Roy	D
10	132	Jean LaMarre	RW

MANAGERS AND COACHES

GENERAL MANAGERS 1972-PRESENT



Brad Treiving
APRIL 28, 2014 TO PRESENT



Jay Feaster
DECEMBER 28, 2010** TO
DECEMBER 12, 2013



Darryl Sutter
APRIL 11, 2003 TO
DECEMBER 28, 2010



Craig Button
JUNE 6, 2000 TO
APRIL 11, 2003



Al Coates
NOVEMBER 3, 1995* TO
APRIL 11, 2000



Doug Risebrough
MAY 16, 1991 TO
NOVEMBER 3, 1995



Cliff Fletcher
1972-73 TO
1990-91

*Named November 3, 1995 **Named Acting GM on December 28, 2010 and GM on May 16, 2011

HEAD COACHES 1997-PRESENT



Bill Peters
APRIL 23, 2018 TO
PRESENT



Glen Gulutzan
JUNE 17, 2016 TO
APRIL 17, 2018



Bob Hartley
MAY 31, 2012 TO
MAY 3, 2016



Brent Sutter
JUNE 23, 2009 TO
APRIL 12, 2012



Mike Keenan
JUNE 14, 2007 TO
MAY 22, 2009



Jim Playfair
JULY 12, 2006 TO
JUNE 14, 2007



Darryl Sutter
DECEMBER 28, 2002 TO
JULY 12, 2006



Greg Gilbert
MARCH 14, 2001 TO
DECEMBER 3, 2002



Don Hay
2000-01 TO
MARCH 14, 2001



Brian Sutter
1997-98 TO
1999-00

COACHING STATS

SEASON	REGULAR SEASON						PLAYOFFS				
	GAMES	W	L	T	OTL	%	GAMES	W	L	%	
Bill Peters April 23, 2018 to Present	82	50	25	0	7	.652	5	1	4	.200	
Glen Gulutzan June 17, 2016 - April 19, 2018	164	82	68	0	14	.543	4	0	4	.000	
Bob Hartley May 31, 2012 - May 3, 2016	294	134	135	0	25	.498	11	5	6	.455	
Brent Sutter June 23, 2009 - April 12, 2012	246	118	90	0	38	.557	-	-	-	-	
Mike Keenan June 14, 2007 - May 22, 2009	164	88	60	0	16	.585	13	5	8	.385	
Jim Playfair July 12, 2006 - June 14, 2007	82	43	29	0	10	.585	6	2	4	.333	
Darryl Sutter December 28, 2002 - July 12, 2006	210	107	73	15	15	.581	26	15	11	.577	
Greg Gilbert March 14, 2001 - December 3, 2002	121	42	56	17	6	.442	-	-	-	-	
Don Hay 2000/01 - March 14, 2001	68	23	28	13	4	.463	-	-	-	-	
Brian Sutter 1997/98 - 1999/00	246	87	117*	37	5*	.439	-	-	-	-	
Pierre Page 1995/96 - 1996/97	164	66	78	20	-	.463	4	0	4	.000	
Dave King 1992/93 - 1994/95	216	109	76	31	-	.576	20	8	12	.400	
Guy Charron 1991/92 ⁺	16	6	7	3	-	.469	-	-	-	-	
Doug Risebrough 1990/91 - 1991/92	144	71	56	17	-	.552	7	3	4	.429	
Terry Crisp 1987/88 - 1989/90	240	144	63	33	-	.669	37	22	15	.595	
Bob Johnson 1982/83 - 1986/87	400	193	155	52	-	.548	52	25	27	.481	
Al MacNeil 1979/80 - 1981/82	240	103	93	44	-	.521	23	10	13	.435	
Dec. 3, 2002 - Dec. 27, 2002 ⁺	11	4	5	2	0	.455	-	-	-	-	
	TOTAL	251	107	98	46	0	.518	23	10	13	.435
Fred Creighton 1974/75 - 1978/79	348	156	136	56	-	.529	9	1	8	.111	
Bernie Geoffrion 1972/73 - 1974/75	208	77	92	39	-	.464	4	0	4	.000	

*1999-00 stats have been adjusted to correspond with current standings (OTL)

⁺Interim Head Coach

CALGARY FLAMES

TEAM CAPTAINS

20	Mark Giordano	2013-Present	9	Jim Peplinski***	1984-89
19	Jarome Iginla	2003-13	8	Lanny McDonald***	1983-89
18	Craig Conroy****	2001-03	7	Doug Risebrough***	1983-87
17	Bob Boughner****	2001-03	6	Phil Russell*	1981-83
16	Dave Lowry	2000-02	5	Brad Marsh	1980-81
15	Steve Smith	1999-01	4	Jean Pronovost	1979-80
14	Todd Simpson	1997-99	3	Tom Lysiak	1977-79
13	Theoren Fleury	1995-97	2	Pat Quinn	1975-77
12	Joe Nieuwendyk	1991-95	1	Keith McCreary	1972-75
11	Brad McCrimmon**	1989-90			
10	Tim Hunter ***	1988-89			

*Appointed Nov. 12, 1981 **Appointed Nov. 3, 1989 ***Co-captains ****Co-captains from Feb. 4, 2002 to end of 2002-03 season

PLAYERS REGISTERING THEIR

1000TH CAREER NHL REGULAR SEASON GAME

WHILE WEARING A FLAMES JERSEY

SEASON	PLAYER NAME	GAMES WITH THE CALGARY FLAMES
1986-87	Lanny McDonald	492
2001-02	Dave Lowry	193
2002-03	Craig Berube	234
2003-04	Martin Gelas	157
2007-08	Owen Nolan	77
2009-10	Jarome Iginla	1,219
2009-10	Daymond Langkow	392
2010-11	Craig Conroy	507
2011-12	Olli Jokinen	236
2017-18	Matt Stajan	558

RETIRED FLAMES JERSEYS

#	PLAYER NAME	YEARS PLAYED WITH THE FLAMES
9	Lanny McDonald	1981-89
12	Jarome Iginla	1996-2013
30	Mike Vernon	1982-94, 2000-02

HONOURED JERSEYS

FOREVER A FLAME

#	PLAYER NAME	YEARS PLAYED WITH THE FLAMES
2	Al MacInnis	1981-94
25	Joe Nieuwendyk	1986-95



YEAR BY YEAR

YEAR-BY-YEAR RESULTS

*Atlanta Flames

OVERALL													HOME					ROAD					PLAYOFF RESULT
SEASON	GP	W	L	T	OTL	SOL	GF	GA	PTS	W	L	T	OTL	SOL	W	L	T	OTL	SOL	FINISHED	PLAYOFF RESULT		
2018-19	82	50	25	-	3	4	289	227	107	26	10	-	3	2	24	15	-	0	2	1st Pacific	Lost Conf. Quarter-Final		
2017-18	82	37	35	-	5	5	218	248	84	17	20	-	3	1	20	15	-	2	4	5th Pacific	Did Not Qualify		
2016-17	82	45	33	-	2	222	219	84	84	24	17	-	0	0	21	16	-	2	2	4th Pacific	Lost Conf. Quarter-Final		
2015-16	82	35	40	-	4	3	231	260	77	21	16	-	3	1	14	24	-	1	1	5th Pacific	Did Not Qualify		
2014-15	82	45	30	-	4	3	241	216	97	23	13	-	3	2	22	17	-	1	1	3rd Pacific	Lost Conf. Semi-Final		
2013-14	82	35	40	-	4	3	209	241	77	19	19	-	3	0	16	21	-	1	3	6th Pacific	Did Not Qualify		
2012-13	48	19	25	-	1	3	128	160	42	13	9	-	0	2	6	16	-	1	1	4th Northwest	Did Not Qualify		
2011-12	82	37	29	-	7	9	202	226	90	23	12	-	1	5	14	17	-	6	4	2nd Northwest	Did Not Qualify		
2010-11	82	41	29	-	5	7	250	237	94	23	13	-	2	3	18	16	-	3	4	2nd Northwest	Did Not Qualify		
2009-10	82	40	32	-	3	7	204	210	80	20	17	-	1	3	20	15	-	2	4	3rd Northwest	Did Not Qualify		
2008-09	82	46	30	-	4	2	254	248	98	27	10	-	2	2	19	20	-	2	0	2nd Northwest	Lost Conf. Quarter-Final		
2007-08	82	42	30	-	7	3	229	227	94	21	11	-	7	2	13	20	-	4	4	3rd Northwest	Lost Conf. Quarter-Final		
2006-07	82	43	29	-	5	5	258	226	96	30	9	-	1	1	13	20	-	4	4	3rd Northwest	Lost Conf. Quarter-Final		
2005-06	82	46	25	-	4	7	218	200	103	30	7	-	1	3	16	18	-	3	4	1st Northwest	Lost Conf. Quarter-Final		
2003-04	82	42	30	-	7	3	200	176	94	21	14	5	1	-	21	16	2	2	-	3rd Northwest	Lost Final		
2002-03	82	29	36	13	4	-	186	228	75	14	16	10	1	-	15	20	3	3	-	5th Northwest	Did Not Qualify		
2001-02	82	32	35	12	3	-	201	220	79	20	14	5	2	-	12	21	7	1	-	4th Northwest	Did Not Qualify		
2000-01	82	27	36	15	4	-	197	236	73	12	18	9	2	-	15	18	6	2	-	4th Northwest	Did Not Qualify		
1999-00	82	31	36	10	5	-	211	256	77	20	14	6	1	-	11	26	4	4	-	4th Northwest	Did Not Qualify		
1998-99	82	30	40	12	-	211	234	72	72	15	20	6	-	-	15	20	6	-	-	3rd Northwest	Did Not Qualify		
1997-98	82	26	41	15	-	217	252	67	67	18	17	6	-	-	8	24	9	-	-	5th Pacific	Did Not Qualify		
1996-97	82	32	41	9	-	214	239	73	73	21	18	2	-	-	11	23	7	-	-	5th Pacific	Did Not Qualify		
1995-96	82	34	37	11	-	241	240	79	79	18	18	5	-	-	16	19	6	-	-	2nd Pacific	Lost Conf. Quarter-Final		
1994-95	48	24	17	7	-	163	135	55	55	15	7	2	-	-	9	10	5	-	-	1st Pacific	Lost Conf. Quarter-Final		
1993-94	84	42	29	13	-	302	256	97	97	25	12	5	-	-	17	17	8	-	-	1st Pacific	Lost Conf. Quarter-Final		
1992-93	84	43	30	11	-	322	282	97	97	23	14	5	-	-	20	16	6	-	-	2nd Smythe	Lost Div. Semi-Final		
1991-92	80	31	37	12	-	296	305	74	74	19	14	7	-	-	12	23	5	-	-	5th Smythe	Did Not Qualify		
1990-91	80	46	26	8	-	344	263	100	100	29	8	3	-	-	17	18	5	-	-	2nd Smythe	Lost Div. Semi-Final		
1989-90	80	42	23	15	-	348	265	99	99	28	7	5	-	-	14	16	10	-	-	1st Smythe	Lost Div. Semi-Final		
1989-89	80	54	17	9	-	354	226	117	117	32	4	4	-	-	22	13	5	-	-	1st Smythe	Won Stanley Cup		
1987-88	80	46	23	9	-	397	305	105	105	25	11	3	-	-	22	12	6	-	-	1st Smythe	Lost Div. Final		
1986-87	80	48	31	3	-	318	289	95	95	26	13	2	-	-	21	18	1	-	-	2nd Smythe	Lost Div. Semi-Final		
1985-86	80	40	31	9	-	354	315	89	89	23	11	6	-	-	17	20	4	-	-	2nd Smythe	Lost Final		
1984-85	80	41	27	12	-	363	302	94	94	23	11	6	-	-	18	16	6	-	-	3rd Smythe	Lost Div. Semi-Final		
1983-84	80	34	32	14	-	311	314	82	82	22	11	7	-	-	12	21	7	-	-	2nd Smythe	Lost Div. Final		
1982-83	80	32	34	14	-	321	317	78	78	21	12	7	-	-	11	22	7	-	-	2nd Smythe	Lost Div. Final		
1981-82	80	29	34	17	-	334	345	75	75	20	11	9	-	-	9	23	8	-	-	3rd Smythe	Lost Div. Semi-Final		
1980-81	80	39	27	14	-	329	298	92	92	25	5	10	-	-	14	22	4	-	-	3rd Patrick	Lost Semi-Final		
1979-80	80	35	32	13	-	282	269	83	83	18	15	7	-	-	17	17	6	-	-	4th Patrick	Lost Prelim. Round		
1978-79	80	41	31	8	-	327	280	90	90	25	11	4	-	-	16	20	4	-	-	4th Patrick	Lost Prelim. Round		
1977-78	80	34	27	19	-	274	252	87	87	20	13	7	-	-	14	14	12	-	-	3rd Patrick	Lost Prelim. Round		
1976-77	80	34	24	12	-	264	265	80	80	22	11	7	-	-	12	23	5	-	-	3rd Patrick	Lost Prelim. Round		
1975-76	80	35	33	12	-	262	237	82	82	19	14	7	-	-	16	19	5	-	-	3rd Patrick	Lost Prelim. Round		
1974-75	80	34	31	15	-	243	233	83	83	24	9	7	-	-	10	22	8	-	-	4th Patrick	Did Not Qualify		
1973-74	78	30	34	14	-	214	238	74	74	17	15	7	-	-	13	19	7	-	-	4th West	Lost Quarter-Final		
1972-73	78	25	38	15	-	191	239	65	65	16	16	7	-	-	9	22	8	-	-	7th West	Did Not Qualify		

2018-19

The Flames set a franchise record for most road wins (24) while having their second highest win (50) and points (107) totals in franchise history. The team retired Jarome Iginla's #12 and Captain Mark Giordano won the franchise's first Norris Trophy as the NHL's top defencemen. Johnny Gaudreau set career highs in goals (36), assists (63) and points (99).

COACH	REGULAR SEASON									PLAYOFFS				
	GP	W	L	OTL	SOL	PTS	GF	GA		GP	W	L	GF	GA
Bill Peters	82	50	25	3	4	107	289	227		5	1	4	11	17

Regular Season: 1st Pacific Division, 1st in the Western Conference, 2nd overall.

Playoffs: Western Conference Quarter-Finals — lost series to Colorado 4-1

PLAYER	REGULAR SEASON					PLAYOFFS				
	GP	G	A	PTS	PIM	GP	G	A	PTS	PIM
Johnny Gaudreau	82	36	63	99	24	5	0	1	1	2
Sean Monahan	78	34	48	82	12	5	1	1	2	0
Elias Lindholm	81	27	51	78	20	5	1	1	2	4
Matthew Tkachuk	80	34	43	77	62	5	2	1	3	18
Mark Giordano	78	17	57	74	69	5	0	2	2	0
Mikael Backlund	77	21	26	47	52	5	1	2	3	8
Derek Ryan	81	13	25	38	24	5	1	0	1	2
Michael Frolik	65	16	18	34	26	5	0	0	0	2
T.J. Brodie	79	9	25	34	24	5	2	0	2	6
Noah Hanifin	80	5	28	33	12	5	0	1	1	4
Mark Jankowski	79	14	18	32	12	5	0	0	0	0
Sam Bennett	71	13	14	27	93	5	1	4	5	16
Garnet Hathaway	76	11	8	19	56	5	0	0	0	14
James Neal	63	7	12	19	28	4	0	0	0	0
Travis Hamonic	69	7	12	19	33	5	0	0	0	2
Rasmus Andersson	79	2	17	19	23	5	1	2	3	2
Austin Czarnik	54	6	12	18	8	1	0	0	0	0
Andrew Mangiapane	44	8	5	13	12	5	1	0	1	0
Oliver Kylington	38	3	5	8	10	-	-	-	-	-
Alan Quine	13	3	2	5	6	-	-	-	-	-
Dillon Dube	25	1	4	5	4	-	-	-	-	-
Michael Stone	14	0	5	5	10	-	-	-	-	-
Juuso Valimaki	24	1	2	3	12	2	0	1	1	0
Mike Smith (G)	42	0	3	3	2	5	0	1	1	4
Dalton Prout	20	1	1	2	8	-	-	-	-	-
Oscar Fantenberg	15	0	1	1	7	3	0	0	0	6
Curtis Lazar	1	0	0	0	0	-	-	-	-	-
Kerby Rychel	2	0	0	0	0	-	-	-	-	-
Ryan Lomberg	4	0	0	0	17	-	-	-	-	-
Anthony Peluso	4	0	0	0	7	-	-	-	-	-
David Rittich (G)	45	0	0	0	4	-	-	-	-	-
SHOOTOUT GAME WINNERS	-	0	-	-	-	-	-	-	-	-
PENALTY SHOT GOALS	-	1	-	-	-	-	-	-	-	-
TOTAL	82	289	508	797	683	5	11	17	28	92

REGULAR SEASON

MOST POINTS:

Johnny Gaudreau, 99

MOST GOALS:

Johnny Gaudreau, 36

MOST ASSISTS:

Johnny Gaudreau, 63

MOST PENALTY MINUTES:

Sam Bennett, 93

MOST WINS GOALIE:

David Rittich, 27

PLAYOFFS

MOST POINTS:

Sam Bennett, 5

MOST GOALS:

T.J. Brodie, 2
Matthew Tkachuk, 2

MOST ASSISTS:

Sam Bennett, 4

MOST PENALTY MINUTES:

Matthew Tkachuk, 18

TROPHIES AND AWARDS

JAMES NORRIS

MEMORIAL TROPHY

Mark Giordano

NHL 1ST ALL-STAR

Mark Giordano

RALPH AND

SONIA SCURFIELD

HUMANITARIAN AWARD

Travis Hamonic

J.R. McCAIG

MEMORIAL AWARD

Matthew Tkachuk

ALL-STAR GAME

Johnny Gaudreau
Bill Peters (Coach)

GOALTENDER	GP	GAA	W	L	OTL	SOL	SO	GA	SA	SV%
David Rittich	45	2.61	27	9	3	2	1	109	1228	.911
Mike Smith	42	2.73	23	16	0	2	2	109	1069	.898
EMPTY NET GOALS	-	-	-	-	-	-	-	5	-	-
SHOOTOUT LOSSES	-	-	-	-	-	-	-	4	-	-
TOTAL	82	2.70	50	25	3	4	3	227	2297	.903

2017-18

Gaudreau and Monahan set career highs in points,
Stajan plays 1,000th game and Smith plays 500th game

COACH	REGULAR SEASON									PLAYOFFS				
	GP	W	L	OTL	SOL	PTS	GF	GA	SA	GP	W	L	GF	GA
Glen Gulutzan	82	37	35	5	5	84	218	248	141	-	-	-	-	-

Regular Season: 5th Pacific Division, 20th overall.

PLAYER	REGULAR SEASON					PLAYOFFS				
	GP	G	A	PTS	PIM	GP	G	A	PTS	PIM
Johnny Gaudreau	80	24	60	84	26	-	-	-	-	-
Sean Monahan	74	31	33	64	24	-	-	-	-	-
Matthew Tkachuk	68	24	25	49	61	-	-	-	-	-
Mikael Backlund	82	14	31	45	78	-	-	-	-	-
Dougie Hamilton	82	17	27	44	64	-	-	-	-	-
Micheal Ferland	77	21	20	41	24	-	-	-	-	-
Mark Giordano	82	13	25	38	63	-	-	-	-	-
T.J. Brodie	73	4	28	32	18	-	-	-	-	-
Sam Bennett	82	11	15	26	59	-	-	-	-	-
Mark Jankowski	72	17	8	25	33	-	-	-	-	-
Michael Frolik	70	10	15	25	26	-	-	-	-	-
Troy Brouwer	76	6	16	22	53	-	-	-	-	-
Garnet Hathaway	59	4	9	13	88	-	-	-	-	-
Matt Stajan	68	4	8	12	28	-	-	-	-	-
Curtis Lazar	65	2	10	12	23	-	-	-	-	-
Travis Hamonic	74	1	10	11	79	-	-	-	-	-
Michael Stone	82	3	7	10	28	-	-	-	-	-
Kris Versteeg	24	3	5	8	6	-	-	-	-	-
Brett Kulak	71	2	6	8	27	-	-	-	-	-
Jaromir Jagr	22	1	6	7	10	-	-	-	-	-
Chris Stewart	7	1	2	3	0	-	-	-	-	-
Nick Shore	9	1	2	3	4	-	-	-	-	-
Matt Bartkowski	18	0	3	3	4	-	-	-	-	-
Spencer Foo	4	2	0	2	0	-	-	-	-	-
Mike Smith (G)	55	0	2	2	8	-	-	-	-	-
Ryan Lomberg	7	0	1	1	15	-	-	-	-	-
Freddie Hamilton	8	0	1	1	2	-	-	-	-	-
Morgan Klimchuk	1	0	0	0	0	-	-	-	-	-
Marek Hrivik	3	0	0	0	0	-	-	-	-	-
Andrew Mangiapane	10	0	0	0	2	-	-	-	-	-
Rasmus Andersson	10	0	0	0	0	-	-	-	-	-
Jon Gillies (G)	11	0	0	0	2	-	-	-	-	-
Tanner Glass	16	0	0	0	19	-	-	-	-	-
David Rittich (G)	21	0	0	0	14	-	-	-	-	-
SHOOTOUT GAME WINNERS	-	2	-	-	-	-	-	-	-	-
PENALTY SHOT GOALS	-	0	-	-	-	-	-	-	-	-
TOTAL	82	218	375	589	888	-	-	-	-	-

REGULAR SEASON

MOST POINTS:

Johnny Gaudreau, 84

MOST GOALS:

Sean Monahan, 31

MOST ASSISTS:

Johnny Gaudreau, 60

MOST PENALTY MINUTES:

Garnet Hathaway, 88

MOST WINS GOALIE:

Mike Smith, 25

TROPHIES AND AWARDS

RALPH T. SCURFIELD HUMANITARIAN AWARD
Travis Hamonic

J.R. McCAIG MEMORIAL AWARD
Mikael Backlund

ALL-STAR GAME
Johnny Gaudreau
Mike Smith

GOALTENDER	GP	GAA	W	L	OTL	SOL	SO	GA	SA	SV%
Mike Smith	55	2.65	25	22	3	3	3	141	1686	.916
David Rittich	21	2.92	8	6	1	2	0	49	512	.904
Jon Gillies	11	2.88	3	5	1	0	0	29	280	.896
Eddie Lack	4	5.29	1	2	0	0	0	12	64	.813
EMPTY NET GOALS	-	-	-	-	-	-	-	12	12	-
SHOOTOUT LOSSES	-	-	-	-	-	-	-	5	-	-
TOTAL	82	2.93	37	35	5	5	3	248	2554	.905

2016-17

Flames advance to conference quarter-finals | Tie all-time franchise winning streak with 10 consecutive wins

COACH	REGULAR SEASON									PLAYOFFS				
	GP	W	L	OTL	SOL	PTS	GF	GA		GP	W	L	GF	GA
Glen Gulutzan	82	45	33	2	2	94	222	219		4	0	4	9	14

Regular Season: 4th Pacific Division, 15th overall. Playoffs: Western Conference Quarter-Finals — lost series to Anaheim 4-0

PLAYER	REGULAR SEASON					PLAYOFFS				
	GP	G	A	PTS	PIM	GP	G	A	PTS	PIM
Johnny Gaudreau	72	18	43	61	4	4	0	2	2	0
Sean Monahan	82	27	31	58	20	4	4	1	5	0
Mikael Backlund	81	22	31	53	36	4	1	2	3	0
Dougie Hamilton	81	13	37	50	64	4	0	1	1	8
Matthew Tkachuk	76	13	35	48	105	4	0	0	0	4
Michael Frolik	82	17	27	44	58	4	0	1	1	0
Mark Giordano	81	12	27	39	59	4	0	1	1	2
Kris Versteeg	69	15	22	37	46	4	1	3	4	4
T.J. Brodie	82	6	30	36	24	4	0	4	4	2
Sam Bennett	81	13	13	26	75	4	2	0	2	4
Michael Ferland	76	15	10	25	50	4	0	0	0	7
Troy Brouwer	74	13	12	25	31	4	0	2	2	0
Alex Chiasson	81	12	12	24	46	4	0	0	0	2
Matthew Stajan	81	6	17	23	40	3	0	0	0	0
Dennis Wideman	57	5	13	18	32	-	-	-	-	-
Deryk Engelland	81	4	12	16	85	4	0	0	0	2
Lance Bouma	61	3	4	7	35	3	0	0	0	2
Michael Stone	19	2	4	6	20	4	1	0	1	0
Jyrki Jokipakka	38	1	5	6	12	-	-	-	-	-
Garnet Hathaway	26	1	4	5	44	-	-	-	-	-
Curtis Lazar	4	1	2	3	0	1	0	0	0	0
Brett Kulak	21	0	3	3	12	-	-	-	-	-
Freddie Hamilton	26	2	0	2	8	1	0	0	0	0
Matt Bartkowski	24	1	1	2	26	4	0	0	0	0
Hunter Shinkaruk	7	0	1	1	2	-	-	-	-	-
Rasmus Andersson	1	0	0	0	0	-	-	-	-	-
Jon Gillies	1	0	0	0	0	-	-	-	-	-
David Rittich	1	0	0	0	0	-	-	-	-	-
Mark Jankowski	1	0	0	0	0	-	-	-	-	-
Nicklas Grossmann	3	0	0	0	2	-	-	-	-	-
Linden Vey	4	0	0	0	0	-	-	-	-	-
Tyler Wotherspoon	4	0	0	0	0	-	-	-	-	-
Chad Johnson (G)	36	0	0	0	0	1	0	0	0	0
Brian Elliott (G)	49	0	0	0	4	4	0	0	0	0
TOTAL	82	222	396	618	940	4	9	17	26	37

REGULAR SEASON

MOST POINTS:

Johnny Gaudreau, 61

MOST GOALS:

Sean Monahan, 27

MOST ASSISTS:

Johnny Gaudreau, 43

MOST PENALTY MINUTES:

Matthew Tkachuk, 105

MOST WINS GOALIE:

Brian Elliott, 26

PLAYOFFS

MOST POINTS:

Sean Monahan, 5

MOST GOALS:

Sean Monahan, 4

MOST ASSISTS:

T.J. Brodie, 4

MOST PENALTY MINUTES:

Dougie Hamilton, 8

TROPHIES AND AWARDS

MUHAMMAD ALI SPORTS HUMANITARIAN AWARD

Mark Giordano

LADY BYNG TROPHY

Johnny Gaudreau

RALPH T. SCURFIELD HUMANITARIAN AWARD

Sean Monahan

J.R. McCaIG MEMORIAL AWARD

Dougie Hamilton

ALL-STAR GAME

Johnny Gaudreau

GOALTENDER	GP	GAA	W	L	OTL	SOL	SO	GA	SA	SV%
Jon Gillies	1	1.00	1	0	0	0	0	1	27	.964
Brian Elliott	49	2.55	26	18	3	1	2	121	1217	.910
Chad Johnson	36	2.59	18	15	1	1	3	87	882	.910
David Rittich	1	3.00	0	0	0	0	0	1	9	.900
EMPTY NET GOALS	-	-	-	-	-	-	-	9	-	-
SHOOTOUT LOSSES	-	-	-	-	-	-	-	2	-	-
TOTAL	82	3.10	45	33	4	2	5	219	2135	.910

2015-16

Flames set franchise record for longest home win streak at 11

COACH	REGULAR SEASON									PLAYOFFS				
	GP	W	L	OTL	SOL	PTS	GF	GA	GP	W	L	GF	GA	
Bob Hartley	82	35	40	4	3	77	231	260	-	-	-	-	-	

Regular Season: 5th Pacific Division, 26th overall.

PLAYER	REGULAR SEASON					PLAYOFFS				
	GP	G	A	PTS	PIM	GP	G	A	PTS	PIM
Johnny Gaudreau	79	30	48	78	20	-	-	-	-	-
Sean Monahan	81	27	36	63	18	-	-	-	-	-
Mark Giordano	82	21	35	56	54	-	-	-	-	-
Mikael Backlund	82	21	26	47	28	-	-	-	-	-
T.J. Brodie	70	6	39	45	18	-	-	-	-	-
Joe Colborne	73	19	25	44	27	-	-	-	-	-
Dougie Hamilton	82	12	31	43	46	-	-	-	-	-
Sam Bennett	77	18	18	36	37	-	-	-	-	-
Michael Frolik	64	15	17	32	24	-	-	-	-	-
Dennis Wideman	51	2	17	19	30	-	-	-	-	-
Micheal Ferland	71	4	14	18	45	-	-	-	-	-
Matt Stajan	80	6	11	17	52	-	-	-	-	-
Josh Jooris	59	4	9	13	39	-	-	-	-	-
Deryk Engelland	69	3	9	12	54	-	-	-	-	-
Lance Bouma	44	2	5	7	31	-	-	-	-	-
Jyrki Jokipakka	18	0	6	6	8	-	-	-	-	-
Mason Raymond	29	4	1	5	8	-	-	-	-	-
Jakub Nakladal	27	2	3	5	6	-	-	-	-	-
Brandon Bollig	54	2	2	4	103	-	-	-	-	-
Hunter Shinkaruk	7	2	1	3	2	-	-	-	-	-
Garnet Hathaway	14	0	3	3	31	-	-	-	-	-
Freddie Hamilton	4	1	1	2	0	-	-	-	-	-
Patrick Sieloff	1	1	0	1	2	-	-	-	-	-
Drew Shore	2	0	1	1	2	-	-	-	-	-
Tyler Wotherspoon	11	0	1	1	0	-	-	-	-	-
Turner Elson	1	0	1	1	0	-	-	-	-	-
Derek Grant	15	0	1	1	2	-	-	-	-	-
Karri Ramo (G)	37	0	1	0	0	-	-	-	-	-
Kenny Agostino	2	0	0	0	0	-	-	-	-	-
Oliver Kyllington	1	0	0	0	0	-	-	-	-	-
Brett Kulak	8	0	0	0	0	-	-	-	-	-
Emile Poirier	2	0	0	0	2	-	-	-	-	-
Ladislav Smid	22	0	0	0	6	-	-	-	-	-
Joni Ortio (G)	22	0	0	0	2	-	-	-	-	-
BENCH	-	-	-	-	14	-	-	-	-	-
TRADED PLAYERS										
Markus Granlund	31	4	3	7	8	-	-	-	-	-
Jiri Hudler	53	10	25	35	17	-	-	-	-	-
David Jones	59	9	6	15	10	-	-	-	-	-
Kris Russell	51	4	11	15	8	-	-	-	-	-
SHOOTOUT GAME WINNERS	-	2	-	-	-	-	-	-	-	-
PENALTY SHOT GOALS	-	0	-	-	-	-	-	-	-	-
TOTAL	82	231	407	638	754	-	-	-	-	-

REGULAR SEASON

MOST POINTS:

Johnny Gaudreau, 78

MOST GOALS:

Johnny Gaudreau, 30

MOST ASSISTS:

Johnny Gaudreau, 48

MOST PENALTY MINUTES:

Brandon Bollig, 103

MOST WINS GOALIE:

Karri Ramo, 17

TROPHIES AND AWARDS

NHL FOUNDATION

PLAYER AWARD

Mark Giordano

RALPH T. SCURFIELD

HUMANITARIAN AWARD

Mark Giordano

J.R. McCAIG

MEMORIAL AWARD

T.J. Brodie

ALL-STAR GAME

Mark Giordano

Johnny Gaudreau

GOALTENDER	GP	GAA	W	L	OTL	SOL	SO	GA	SA	SV%
Karri Ramo	37	2.63	17	18	1	0	1	94	1034	.909
Jonas Hiller	26	3.51	9	11	0	1	1	79	654	.879
Joni Ortio	22	2.76	7	9	3	2	1	55	564	.902
Niklas Backstrom	4	3.35	2	2	0	0	0	13	109	.881
EMPTY NET GOALS	-	-	-	-	-	-	-	16	-	-
SHOOTOUT LOSSES	-	-	-	-	-	-	-	3	-	-
TOTAL	82	3.10	35	40	4	3	3	260	2377	.892

2014-15

Flames advance to conference semi-finals | Hartley wins Jack Adams and Hudler wins Lady Byng

COACH	REGULAR SEASON										PLAYOFFS				
	GP	W	L	OTL	SOL	PTS	GF	GA	GP	W	L	GF	GA		
Bob Hartley	82	45	30	4	3	97	241	216	11	5	6	27	33		

Regular Season: 3rd Pacific Division, 16th overall. Playoffs: Western Conference Quarter-Finals — defeated Vancouver 4-2; Western Conference Semi-Finals — lost series to Anaheim 4-1

PLAYER	REGULAR SEASON					PLAYOFFS				
	GP	G	A	PTS	PIM	GP	G	A	PTS	PIM
Jiri Hudler	78	31	45	76	14	11	4	4	8	2
Johnny Gaudreau	80	24	40	64	14	11	4	5	9	6
Sean Monahan	81	31	31	62	12	11	3	3	6	2
Dennis Wideman	80	15	41	56	34	11	0	7	7	12
Mark Giordano	61	11	37	48	37	0	0	0	0	0
T.J. Brodie	81	11	30	41	30	11	1	4	5	0
Lance Bouma	78	16	18	34	54	2	0	0	0	2
Kris Russell	79	4	30	34	17	11	2	5	7	7
David Jones	67	14	16	30	18	11	2	3	5	2
Joe Colborne	64	8	20	28	43	11	1	2	3	20
Mikael Backlund	52	10	17	27	14	11	1	1	2	8
Josh Jooris	60	12	12	24	16	9	0	0	0	4
Mason Raymond	57	12	11	23	8	8	0	2	2	0
Paul Byron	57	6	13	19	8	-	-	-	-	-
Markus Granlund	48	8	10	18	16	3	0	1	1	0
Matt Stajan	59	7	10	17	28	11	1	3	4	21
Deryk Engelland	76	2	9	11	53	11	0	1	1	50
Micheal Ferland	26	2	3	5	16	9	3	2	5	23
Brandon Bollig	62	1	4	5	88	11	2	0	2	38
Raphael Diaz	56	2	2	4	10	3	0	0	0	0
Drew Shore	11	1	2	3	0	1	0	0	0	2
Emile Poirier	6	0	1	1	0	0	0	0	0	0
Ladislav Smid	31	0	1	1	13	0	0	0	0	0
Sam Bennett	1	0	1	1	0	11	3	1	4	8
Corey Potter	6	0	0	0	0	2	0	0	0	0
David Schlemko	19	0	0	0	8	11	0	1	1	2
Max Reinhart	4	0	0	0	0	0	0	0	0	0
Brett Kulak	1	0	0	0	2	0	0	0	0	0
John Ramage	1	0	0	0	0	0	0	0	0	0
Brian McGrattan	8	0	0	0	4	0	0	0	0	0
David Wolf	3	0	0	0	2	1	0	0	0	0
Devin Setoguchi	12	0	0	0	4	0	0	0	0	0
Corban Knight	2	0	0	0	0	-	-	-	-	-
Tyler Wotherspoon	1	0	0	0	0	6	0	0	0	0
BENCH	-	-	-	-	18	-	-	-	-	-
TRADED PLAYERS										
Curtis Glencross	53	9	19	28	39	-	-	-	-	-
Sven Baertschi	15	0	4	4	6	-	-	-	-	-
SHOOTOUT GAME WINNERS	-	4	-	-	-	-	-	-	-	-
PENALTY SHOT GOALS	-	0	-	-	-	-	-	-	-	-
TOTAL	82	241	427	668	608	11	27	45	72	209

GOALTENDER	GP	GAA	W	L	OTL	SOL	SO	GA	SA	SV%
Jonas Hiller	52	2.36	26	19	4	2	1	113	1376	.918
PLAYOFFS	7	2.61	3	3	0	-	0	14	173	.919
Karri Ramo	34	2.60	15	9	3	1	2	75	852	.912
PLAYOFFS	7	2.86	2	3	0	-	0	16	171	.906
Joni Ortio	6	2.52	4	2	0	0	1	14	153	.908
PLAYOFFS	-	-	-	-	-	-	-	-	-	-
EMPTY NET GOALS	-	-	-	-	-	-	-	11	-	-
SHOOTOUT LOSSES	-	-	-	-	-	-	-	3	-	-
TOTAL	82	2.56	45	30	7	3	4	213	2381	.911
PLAYOFFS	14	2.74	5	6	0	-	0	30	344	.913

REGULAR SEASON

MOST POINTS:

Jiri Hudler, 76

MOST GOALS:

Jiri Hudler, 31
Sean Monahan, 31

MOST ASSISTS:

Jiri Hudler, 45

MOST PENALTY MINUTES:

Brandon Bollig, 88

MOST WINS GOALIE:

Jonas Hiller, 26

PLAYOFFS

MOST POINTS:

Johnny Gaudreau, 9

MOST GOALS:

Johnny Gaudreau, 4
Jiri Hudler, 4

MOST ASSISTS:

Dennis Wideman, 7

MOST PENALTY MINUTES:

Deryk Engelland, 50

MOST WINS GOALIE:

Jonas Hiller, 3

TROPHIES AND AWARDS

JACK ADAMS

Bob Hartley

LADY BYNG

Jiri Hudler

RALPH T. SCURFIELD

HUMANITARIAN AWARD

Joe Colborne

J.R. McCaIG

MEMORIAL AWARD

Kris Russell

ALL-STAR GAME

Mark Giordano
Johnny Gaudreau

2013-14

Sean Monahan scores 22 goals to pass Iginla's rookie mark of 21 in 1996

COACH	REGULAR SEASON							PLAYOFFS					
	GP	W	L	OTL	SOL	PTS	GF	GA	GP	W	L	GF	GA
Bob Hartley	82	35	40	4	3	77	209	241	-	-	-	-	-

Regular Season: 6th Pacific Division, 27th overall.

PLAYER	REGULAR SEASON					PLAYOFFS				
	GP	G	A	PTS	PIM	GP	G	A	PTS	PIM
Jiri Hudler	75	17	37	54	16	-	-	-	-	-
Mark Giordano	64	13	33	47	63	-	-	-	-	-
Michael Cammalleri	63	26	19	45	26	-	-	-	-	-
Mikael Backlund	76	18	21	39	32	-	-	-	-	-
Sean Monahan	75	22	12	34	8	-	-	-	-	-
Matt Stajan	63	14	19	33	42	-	-	-	-	-
T.J. Brodie	81	4	27	31	20	-	-	-	-	-
Kris Russell	68	7	22	29	15	-	-	-	-	-
Joe Colborne	80	10	18	28	34	-	-	-	-	-
Curtis Glencross	38	12	12	24	12	-	-	-	-	-
Paul Byron	47	7	14	21	27	-	-	-	-	-
Dennis Wideman	46	4	17	21	18	-	-	-	-	-
David Jones	48	9	8	17	10	-	-	-	-	-
T.J. Galiardi	62	4	13	17	21	-	-	-	-	-
Chris Butler	82	2	14	16	39	-	-	-	-	-
Lance Bouma	78	5	10	15	41	-	-	-	-	-
Sven Baertschi	26	2	9	11	6	-	-	-	-	-
Brian McGrattan	76	4	4	8	100	-	-	-	-	-
Ladislav Smid	CGY	56	1	5	6	62	-	-	-	-
	EDM	17	1	1	2	16	-	-	-	-
	TOTAL	73	2	6	8	78	-	-	-	-
Kevin Westgarth	CGY	36	4	3	7	64	-	-	-	-
	CAR	12	0	0	0	4	-	-	-	-
	TOTAL	48	4	3	7	68	-	-	-	-
Tyler Wotherspoon	14	0	4	4	4	-	-	-	-	-
Markus Granlund	7	2	1	3	0	-	-	-	-	-
Shane O'Brien	45	0	3	3	58	-	-	-	-	-
Chad Billins	10	0	3	3	0	-	-	-	-	-
Blair Jones	14	2	0	2	21	-	-	-	-	-
Kenny Agostino	8	1	1	2	0	-	-	-	-	-
Ben Hanowski	11	0	2	2	2	-	-	-	-	-
Chris Breen	9	0	2	2	5	-	-	-	-	-
Max Reinhart	8	0	2	2	2	-	-	-	-	-
Lane MacDermid	CGY	1	0	0	0	7	-	-	-	-
	DAL	6	0	2	2	5	-	-	-	-
	TOTAL	7	0	2	2	12	-	-	-	-
Corban Knight	7	1	0	1	0	-	-	-	-	-
Johnny Gaudreau	1	1	0	1	0	-	-	-	-	-
Derek Smith	14	0	1	1	2	-	-	-	-	-
Ben Street	13	0	1	1	4	-	-	-	-	-
Bryce Van Brabant	6	0	0	0	2	-	-	-	-	-
Mark Cundari	4	0	0	0	0	-	-	-	-	-
Bill Arnold	1	0	0	0	0	-	-	-	-	-
Joni Ortio (G)	9	0	2	2	0	-	-	-	-	-
Karri Ramo (G)	40	0	1	1	10	-	-	-	-	-
Joey MacDonald (G)	11	0	0	0	2	-	-	-	-	-
TRADED PLAYERS										
Lee Stempniak	52	8	15	23	28	-	-	-	-	-
Tim Jackman	10	1	0	1	41	-	-	-	-	-
SHOOTOUT GAME WINNERS										
	-	7	-	-	-	-	-	-	-	-
PENALTY SHOT GOALS										
	-	1	-	-	-	-	-	-	-	-
TOTAL										
	82	209	355	564	-	-	-	-	-	-

GOALTENDER	GP	GAA	W	L	OTL	SOL	SO	GA	SA	SV%
Karri Ramo	40	2.65	17	15	1	3	2	97	1091	.911
Reto Berra	29	2.95	9	17	2	0	0	81	788	.897
Joey MacDonald	11	2.90	5	4	1	0	0	29	264	.890
Joni Ortio	9	2.51	4	4	0	0	0	21	193	.891
EMPTY NET GOALS										
	-	-	-	-	-	-	-	10	-	-
SHOOTOUT LOSSES										
	-	-	-	-	-	-	-	3	-	-
TOTAL										
	82	2.77	35	40	4	3	2	241	2336	.902

REGULAR SEASON

MOST POINTS:

Jiri Hudler, 54

MOST GOALS:

Michael Cammalleri, 26

MOST ASSISTS:

Jiri Hudler, 37

MOST PENALTY MINUTES:

Brian McGrattan, 100

MOST WINS GOALIE:

Karri Ramo, 17

TROPHIES AND AWARDS

RALPH T. SCURFIELD HUMANITARIAN AWARD

Mikael Backlund

J.R. MCCAIG MEMORIAL AWARD

Matt Stajan

2012-13

Kiprusoff retires as the Flames' winningest goalie in franchise history

COACH	REGULAR SEASON								PLAYOFFS				
	GP	W	L	OTL	SOL	PTS	GF	GA	GP	W	L	GF	GA
Bob Hartley	48	19	25	1	3	42	128	160	-	-	-	-	-

Regular Season: 4th Northwest Division, 25th overall.

PLAYER	REGULAR SEASON					PLAYOFFS				
	GP	G	A	PTS	PIM	GP	G	A	PTS	PIM
Michael Cammalleri	44	13	19	32	25	-	-	-	-	-
Lee Stempniak	47	9	23	32	12	-	-	-	-	-
Alex Tanguay	40	11	16	27	22	-	-	-	-	-
Jiri Hudler	42	10	17	27	22	-	-	-	-	-
Curtis Glencross	40	15	11	26	18	-	-	-	-	-
Matt Stajan	43	5	18	23	26	-	-	-	-	-
Dennis Wideman	46	6	16	22	12	-	-	-	-	-
Roman Cervenka	39	9	8	17	14	-	-	-	-	-
Mikael Backlund	32	8	8	16	29	-	-	-	-	-
Mark Giordano	47	4	11	15	40	-	-	-	-	-
T.J. Brodie	47	2	12	14	8	-	-	-	-	-
Sven Baertschi	20	3	7	10	6	-	-	-	-	-
Steve Begin	36	4	4	8	22	-	-	-	-	-
Chris Butler	44	1	7	8	19	-	-	-	-	-
Roman Horak	20	2	5	7	2	-	-	-	-	-
Tim Jackman	42	1	4	5	76	-	-	-	-	-
Brian McGrattan	CGY	19	3	0	3	49	-	-	-	-
	NSH	2	0	0	0	0	-	-	-	-
	TOTAL	21	3	0	3	49	-	-	-	-
Mark Cundari	4	1	2	3	2	-	-	-	-	-
Maxwell Reinhart	11	1	2	3	4	-	-	-	-	-
Cory Sarich	28	0	2	2	16	-	-	-	-	-
Ben Hanowski	5	1	0	1	0	-	-	-	-	-
Brett Carson	10	0	1	1	0	-	-	-	-	-
Blair Jones	15	0	1	1	10	-	-	-	-	-
Ben Street	6	0	1	1	0	-	-	-	-	-
Derek Smith	22	0	1	1	10	-	-	-	-	-
Paul Byron	4	0	1	1	2	-	-	-	-	-
Anton Babchuk	7	0	1	1	0	-	-	-	-	-
Carter Bancks	2	0	0	0	0	-	-	-	-	-
Akim Aliu	5	0	0	0	14	-	-	-	-	-
TRADED PLAYERS										
Jay Bouwmeester	33	6	9	15	16	-	-	-	-	-
Blake Comeau	33	4	3	7	14	-	-	-	-	-
Jarome Iginla	31	9	13	22	22	-	-	-	-	-
SHOOTOUT GAME WINNERS										
	-	0	-	-	-	-	-	-	-	-
PENALTY SHOT GOALS										
	-	0	-	-	-	-	-	-	-	-
TOTAL	48	128	223	351	512	-	-	-	-	-

REGULAR SEASON

MOST POINTS:

Michael Cammalleri, 32
Lee Stempniak, 32

MOST GOALS:

Curtis Glencross, 15

MOST ASSISTS:

Lee Stempniak, 23

MOST PENALTY MINUTES:

Tim Jackman, 76

MOST WINS GOALIE:

Joey MacDonald, 8
Miikka Kiprusoff, 8

TROPHIES AND AWARDS

**RALPH T. SCURFIELD
HUMANITARIAN AWARD**
Matt Stajan

**J.R. McCAIG
MEMORIAL AWARD**
Lee Stempniak

GOALTENDER	GP	MP	GAA	W	L	OTL	SOL	SO	GA	SA	SV%
Joey MacDonald	21	1148	2.87	8	9	1	1	0	55	562	.902
Miikka Kiprusoff	24	1344	3.44	8	14	0	1	0	77	650	.882
Leland Irving	6	270	3.33	2	1	0	1	0	15	128	.883
Danny Taylor	2	120	3.00	1	1	0	0	0	6	68	.912
EMPTY NET GOALS											
	-	-	-	-	-	-	-	-	4	-	-
SHOOTOUT LOSSES											
	-	-	-	-	-	-	-	-	3	-	-
TOTAL	48	2901	3.25	19	25	1	3	0	160	1412	.889

2011-12

2nd in NW Division | Iginla scores 500th goal | Kiprusoff 300th win

COACH	REGULAR SEASON									PLAYOFFS				
	GP	W	L	OTL	SOL	PTS	GF	GA	GP	W	L	GF	GA	
Brent Sutter	82	37	29	7	9	90	202	226	-	-	-	-	-	

Regular Season: 2nd Northwest Division, 17th overall.

PLAYER	REGULAR SEASON					PLAYOFFS				
	GP	G	A	PTS	PIM	GP	G	A	PTS	PIM
Jarome Iginla	82	32	35	67	43	-	-	-	-	-
Olli Jokinen	82	23	38	61	54	-	-	-	-	-
Alex Tanguay	64	13	36	49	28	-	-	-	-	-
Curtis Glencross	67	26	22	48	62	-	-	-	-	-
Michael Cammalleri	28	11	8	19	16	-	-	-	-	-
	MTL	38	9	13	22	10	-	-	-	-
	TOTAL	66	20	21	41	26	-	-	-	-
Jay Bouwmeester	82	5	24	29	26	-	-	-	-	-
Lee Stempniak	61	14	14	28	16	-	-	-	-	-
Mark Giordano	61	9	18	27	75	-	-	-	-	-
Matt Stajan	61	8	10	18	29	-	-	-	-	-
Blake Comeau	CGY	58	5	10	15	24	-	-	-	-
	NYI	16	0	0	6	-	-	-	-	-
	TOTAL	74	5	10	15	30	-	-	-	-
Chris Butler	68	2	13	15	34	-	-	-	-	-
T.J. Brodie	54	2	12	14	14	-	-	-	-	-
Tom Kostopoulos	81	4	8	12	57	-	-	-	-	-
Scott Hannan	78	2	10	12	38	-	-	-	-	-
Mikael Backlund	41	4	7	11	16	-	-	-	-	-
Roman Horak	61	3	8	11	14	-	-	-	-	-
Derek Smith	47	2	9	11	12	-	-	-	-	-
Anton Babchuk	32	2	8	10	6	-	-	-	-	-
David Moss	32	2	7	9	12	-	-	-	-	-
Blair Jones	CGY	21	1	3	4	8	-	-	-	-
	TBL	22	2	2	4	10	-	-	-	-
	TOTAL	43	3	5	8	18	-	-	-	-
Cory Sarich	62	1	6	7	66	-	-	-	-	-
Tim Jackman	75	1	6	7	94	-	-	-	-	-
Paul Byron	22	3	2	5	2	-	-	-	-	-
Sven Baertschi	5	3	0	3	4	-	-	-	-	-
Akim Aliu	2	2	1	3	12	-	-	-	-	-
Lance Bouma	27	1	2	3	11	-	-	-	-	-
Krys Kolanos	13	0	1	1	2	-	-	-	-	-
Raitis Ivanans	1	0	0	0	0	-	-	-	-	-
Brett Carson	2	0	0	0	0	-	-	-	-	-
Greg Nemisz	9	0	0	0	0	-	-	-	-	-
BENCH	-	-	-	-	20	-	-	-	-	-
TRADED PLAYERS										
Rene Bourque	38	13	3	16	41	-	-	-	-	-
Brendan Morrison	28	4	7	11	6	-	-	-	-	-
Niklas Hagman	8	1	3	4	2	-	-	-	-	-
SHOOTOUT GAME WINNERS	-	3	-	-	-	-	-	-	-	-
PENALTY SHOT GOALS	-	2	-	-	-	-	-	-	-	-
TOTAL	82	202	324	526	885	-	-	-	-	-

REGULAR SEASON

MOST POINTS:

Jarome Iginla, 67

MOST GOALS:

Jarome Iginla, 32

MOST ASSISTS:

Olli Jokinen, 38

MOST PENALTY MINUTES:

Tim Jackman, 94

MOST WINS GOALIE:

Miikka Kiprusoff, 35

TROPHIES AND AWARDS

RALPH T. SCURFIELD HUMANITARIAN AWARD

Curtis Glencross

J.R. McCaig MEMORIAL AWARD

Mark Giordano

ALL-STAR GAME

Jarome Iginla

GOALTENDER	GP	MP	GAA	W	L	OTL	SOL	SO	GA	SA	SV%
Miikka Kiprusoff	70	4128	2.35	35	22	3	8	4	162	2040	.921
Henrik Karlsson	9	454	3.17	1	4	2	0	0	24	239	.900
Leland Irving	7	394	3.20	1	3	2	1	0	21	239	.912
EMPTY NET GOALS	-	-	-	-	-	-	-	-	10	-	-
SHOOTOUT LOSSES	-	-	-	-	-	-	-	-	9	-	-
TOTAL	82	5008	2.60	37	29	7	9	4	226	2528	.914

2010-11

Flames hit 40-win mark for 7th consecutive season | Iginla reaches the 1,000 point mark

COACH	REGULAR SEASON									PLAYOFFS				
	GP	W	L	OTL	SOL	PTS	GF	GA	GP	W	L	GF	GA	
Brent Sutter	82	41	29	5	7	94	250	237	-	-	-	-	-	

Regular Season: 2nd Northwest Division, 17th overall.

PLAYER	REGULAR SEASON						PLAYOFFS				
	GP	G	A	PTS	PIM	GP	G	A	PTS	PIM	
Jarome Iginla	82	43	43	86	40	-	-	-	-	-	
Alex Tanguay	79	22	47	69	24	-	-	-	-	-	
Olli Jokinen	79	17	37	54	44	-	-	-	-	-	
Rene Bourque	80	27	23	50	42	-	-	-	-	-	
Curtis Glencross	79	24	19	43	59	-	-	-	-	-	
Brendan Morrison	66	9	34	43	16	-	-	-	-	-	
Mark Giordano	82	8	35	43	67	-	-	-	-	-	
Anton Babchuk	CGY	65	8	19	27	20	-	-	-	-	
	CAR	17	3	5	8	12	-	-	-	-	
	TOTAL	82	11	24	35	32	-	-	-	-	
Matt Stajan	76	6	25	31	32	-	-	-	-	-	
David Moss	58	17	13	30	18	-	-	-	-	-	
Niklas Hagman	71	11	16	27	24	-	-	-	-	-	
Mikael Backlund	73	10	15	25	18	-	-	-	-	-	
Jay Bouwmeester	82	4	20	24	44	-	-	-	-	-	
Tim Jackman	82	10	13	23	86	-	-	-	-	-	
Tom Kostopoulos	CGY	59	7	7	14	44	-	-	-	-	
	CAR	17	1	3	4	30	-	-	-	-	
	TOTAL	76	8	10	18	74	-	-	-	-	
Cory Sarich	76	4	13	17	75	-	-	-	-	-	
Robyn Regehr	79	2	15	17	58	-	-	-	-	-	
Freddy Modin	CGY	4	0	0	0	2	-	-	-	-	
	ATL	36	7	3	10	12	-	-	-	-	
	TOTAL	40	7	3	10	12	-	-	-	-	
Steve Staios	39	3	7	10	24	-	-	-	-	-	
Adam Pardy	30	1	6	7	24	-	-	-	-	-	
Ales Kotalik	26	4	2	6	8	-	-	-	-	-	
Craig Conroy	18	2	0	2	8	-	-	-	-	-	
Stefan Meyer	16	0	2	2	17	-	-	-	-	-	
Brendan Mikkelsen	CGY	19	0	1	1	2	-	-	-	-	
	ANA	5	0	1	1	7	-	-	-	-	
	TOTAL	24	0	2	2	9	-	-	-	-	
Lance Bouma	16	0	1	1	2	-	-	-	-	-	
Greg Nemisz	6	0	1	1	0	-	-	-	-	-	
Daymond Langkow	4	0	1	1	0	-	-	-	-	-	
Brett Carson	CGY	6	0	0	0	0	-	-	-	-	
	CAR	13	0	0	0	4	-	-	-	-	
	TOTAL	19	0	0	0	4	-	-	-	-	
T.J. Brodie	3	0	0	0	2	-	-	-	-	-	
Raitis Ivanans	1	0	0	0	5	-	-	-	-	-	
BENCH	-	-	-	-	18	-	-	-	-	-	
TRADED PLAYERS											
Brett Sutter	4	0	1	1	5	-	-	-	-	-	
Ian White	16	2	4	6	6	-	-	-	-	-	
SHOOTOUT GAME WINNERS											
	-	9	-	-	-	-	-	-	-	-	
PENALTY SHOT GOALS											
	-	1	-	-	-	-	-	-	-	-	
TOTAL	82	250	415	665	836	-	-	-	-	-	

GOALTENDER	GP	MP	GAA	W	L	OTL	SOL	SO	GA	SA	SV%
Miikka Kiprusoff	71	4155:39	2.63	37	24	2	4	6	182	1935	.906
Henrik Karlsson	17	837:33	2.58	4	5	3	3	0	36	391	.908
EMPTY NET GOALS											
	-	-	-	-	-	-	-	-	12	-	-
SHOOTOUT LOSSES											
	-	-	-	-	-	-	-	-	7	-	-
TOTAL	82	5019	2.75	41	29	5	7	6	237	2326	.902

REGULAR SEASON

MOST POINTS:

Jarome Iginla, 86

MOST GOALS:

Jarome Iginla, 43

MOST ASSISTS:

Alex Tanguay, 47

MOST PENALTY MINUTES:

Tim Jackman, 86

MOST WINS GOALIE:

Miikka Kiprusoff, 37

TROPHIES AND AWARDS

RALPH T. SCURFIELD HUMANITARIAN AWARD

Cory Sarich

J.R. McCaIG MEMORIAL AWARD

Tim Jackman

MOLSON CUP

Jarome Iginla

2009-10

Flames break 40-win mark for 6th consecutive season

COACH	REGULAR SEASON									PLAYOFFS				
	GP	W	L	OTL	SOL	PTS	GF	GA	GP	W	L	GF	GA	
Brent Sutter	82	40	32	3	7	90	204	210	-	-	-	-	-	

Regular Season: 3rd Northwest Division, 16th overall.

PLAYER	REGULAR SEASON					PLAYOFFS				
	GP	G	A	PTS	PIM	GP	G	A	PTS	PIM
Jarome Iginla	82	32	37	69	58	-	-	-	-	-
Rene Bourque	73	27	31	58	88	-	-	-	-	-
Matt Stajan	55	16	25	41	30	-	-	-	-	-
	CGY	27	3	13	16	2	-	-	-	-
	TOTAL	82	19	38	57	32	-	-	-	-
Niklas Hagman	55	20	13	33	23	-	-	-	-	-
	CGY	27	5	6	11	2	-	-	-	-
	TOTAL	82	25	19	44	25	-	-	-	-
Ian White	56	9	17	26	39	-	-	-	-	-
	CGY	27	4	8	12	12	-	-	-	-
	TOTAL	83	13	25	38	51	-	-	-	-
Daymond Langkow	72	14	23	37	30	-	-	-	-	-
Curtis Glencross	67	15	18	33	58	-	-	-	-	-
Nigel Dawes	66	14	18	32	18	-	-	-	-	-
Mark Giordano	82	11	19	30	81	-	-	-	-	-
Jay Bouwmeester	82	3	26	29	48	-	-	-	-	-
Ales Kotalik	45	8	14	22	38	-	-	-	-	-
	CGY	26	3	2	5	29	-	-	-	-
	TOTAL	71	11	16	27	67	-	-	-	-
Eric Nystrom	82	11	8	19	54	-	-	-	-	-
David Moss	64	8	9	17	20	-	-	-	-	-
Christopher Higgins	55	6	8	14	32	-	-	-	-	-
	CGY	12	2	1	3	0	-	-	-	-
	TOTAL	67	8	9	17	32	-	-	-	-
Robyn Regehr	81	2	15	17	80	-	-	-	-	-
Craig Conroy	63	3	12	15	25	-	-	-	-	-
Jamal Mayers	44	2	6	8	78	-	-	-	-	-
	CGY	27	1	5	6	53	-	-	-	-
	TOTAL	71	3	11	14	131	-	-	-	-
Mikael Backlund	23	1	9	10	6	-	-	-	-	-
Steve Staios	40	0	7	7	59	-	-	-	-	-
	CGY	18	1	2	3	16	-	-	-	-
	TOTAL	58	1	9	10	75	-	-	-	-
Adam Pardy	57	2	7	9	48	-	-	-	-	-
Cory Sarich	57	1	5	6	58	-	-	-	-	-
Brian McGrattan	34	1	3	4	86	-	-	-	-	-
Staffan Kronwall	11	1	2	3	2	-	-	-	-	-
Jason Jaffray	3	0	0	0	0	-	-	-	-	-
Brett Sutter	10	0	0	0	5	-	-	-	-	-
BENCH	-	-	-	-	14	-	-	-	-	-
TRADED PLAYERS										
Olli Jokinen	56	11	24	35	53	-	-	-	-	-
Dion Phaneuf	55	10	12	22	49	-	-	-	-	-
Dustin Boyd	60	8	11	19	15	-	-	-	-	-
Jamie Lundmark	21	4	5	9	4	-	-	-	-	-
Fredrik Sjostrom	46	1	5	6	8	-	-	-	-	-
Brandon Prust	43	1	4	5	98	-	-	-	-	-
Aaron Johnson	22	1	2	3	19	-	-	-	-	-
SHOOTOUT GAME WINNERS	-	3	-	-	-	-	-	-	-	-
PENALTY SHOT GOALS	-	0	-	-	-	-	-	-	-	-
TOTAL	82	204	342	546	1129	-	-	-	-	-

GOALTENDER	GP	MP	GAA	W	L	OTL	SOL	SO	GA	SA	SV%
Miikka Kiprusoff	73	4235:19	2.31	35	28	3	7	4	163	2035	.920
Curtis McElhinney	10	502:29	3.23	3	4	0	0	0	27	235	.885
Vesa Toskala	6	211:55	2.26	2	0	0	0	0	8	97	.918
EMPTY NET GOALS	-	-	-	-	-	-	-	-	5	-	-
SHOOTOUT LOSSES	-	-	-	-	-	-	-	-	7	-	-
TOTAL	82	4980	2.45	40	32	3	7	4	210	2367	.914

REGULAR SEASON

MOST POINTS:

Jarome Iginla, 69

MOST GOALS:

Jarome Iginla, 32

MOST ASSISTS:

Matt Stajan, 38

MOST PENALTY MINUTES:

Jamal Mayers, 131

MOST WINS GOALIE:

Miikka Kiprusoff, 35

TROPHIES AND AWARDS

RALPH T. SCURFIELD HUMANITARIAN AWARD

Craig Conroy

J.R. McCAIG MEMORIAL AWARD

Daymond Langkow

MOLSON CUP

Miikka Kiprusoff

2008-09

Iginla wins Messier Leadership Award and
1st Team All-Star Kiprusoff leads NHL with 45 wins

COACH	REGULAR SEASON									PLAYOFFS				
	GP	W	L	OTL	SOL	PTS	GF	GA		GP	W	L	GF	GA
Mike Keenan	82	46	30	4	2	98	254	248		6	2	4	16	21

Regular Season: 2nd Northwest Division, 10th overall. Playoffs: Conference Quarter-Finals — lost series to Chicago 4-2.

PLAYER	REGULAR SEASON					PLAYOFFS				
	GP	G	A	PTS	PIM	GP	G	A	PTS	PIM
Jarome Iginla	82	35	54	89	37	6	3	1	4	0
Michael Cammalleri	81	39	43	82	44	6	1	2	3	2
Olli Jokinen	PHX	57	21	21	42	49	-	-	-	-
	CGY	19	8	7	15	18	6	2	3	5
	TOTAL	76	29	28	57	67	6	2	3	5
Daymond Langkow	73	21	28	49	20	6	0	3	3	2
Craig Conroy	82	12	36	48	28	6	0	1	1	0
Dion Phaneuf	80	11	36	47	100	5	0	3	3	4
Todd Bertuzzi	66	15	29	44	74	6	1	1	2	8
Curtis Glencross	74	13	27	40	42	6	0	3	3	12
Rene Bourque	58	21	19	40	70	5	1	0	1	22
David Moss	81	20	19	39	22	6	3	0	3	0
Adrian Aucoin	81	10	24	34	46	6	2	1	3	2
Jordan Leopold	COL	64	6	14	20	18	-	-	-	-
	CGY	19	1	3	4	6	6	0	1	1
	TOTAL	83	7	17	24	24	6	0	1	1
Dustin Boyd	71	11	11	22	10	5	1	0	1	0
Cory Sarich	76	2	18	20	112	5	0	1	1	4
Mark Giordano	58	2	17	19	59	-	-	-	-	-
Jamie Lundmark	27	8	8	16	17	2	0	0	0	0
Eric Nystrom	76	5	5	10	89	6	2	2	4	0
Adam Pardy	60	1	9	10	69	6	0	2	2	5
Robyn Regehr	75	0	8	8	73	-	-	-	-	-
Jim Vandermeer	45	1	6	7	108	6	0	1	1	4
Wayne Primeau	24	0	4	4	14	-	-	-	-	-
Andre Roy	44	3	0	3	83	2	0	0	0	0
Matt Pelech	5	0	3	3	9	-	-	-	-	-
David Van Der Gulik	6	0	2	2	0	-	-	-	-	-
Warren Peters	16	1	0	1	12	4	0	0	0	0
Brett Sutter	4	1	0	1	2	-	-	-	-	-
John Negrin	3	0	1	1	2	-	-	-	-	-
Kris Chucko	2	0	0	0	2	-	-	-	-	-
Mikael Backlund	1	0	0	0	0	-	-	-	-	-
Kyle Greentree	2	0	0	0	0	-	-	-	-	-
Anders Eriksson	0	0	0	0	0	2	0	0	0	0
BENCH	82	-	-	-	18	-	-	-	-	-
TRADED PLAYERS	75	10	22	32	109	-	-	-	-	-
SHOOTOUT GAME WINNERS	-	3	-	-	-	-	-	-	-	-
PENALTY SHOT GOALS	-	0	-	-	-	-	-	-	-	-
TOTAL	82	254	439	693	1299	6	16	29	45	89

GOALTENDER	GP	MP	GAA	W	L	OTL	SOL	SO	GA	SA	SV%
Miikka Kiprusoff	76	4417:59	2.84	45	24	3	2	4	209	2155	.903
PLAYOFFS	6	323:49	3.52	2	4	0	-	0	19	164	.884
Curtis McElhinney	14	517:53	3.59	1	6	1	0	0	31	280	.889
PLAYOFFS	1	33:46	1.76	0	0	0	-	0	1	10	.900
EMPTY NET GOALS	-	-	-	-	-	-	-	-	6	-	-
EMPTY NET GOALS	-	-	-	-	-	-	-	-	1	-	-
SHOOTOUT LOSSES	-	-	-	-	-	-	-	-	2	-	-
TOTAL	82	4964	2.97	46	30	4	2	4	248	2435	.899
PLAYOFFS	6	360	3.50	2	4	0	-	0	21	175	.880

REGULAR SEASON

MOST POINTS:

Jarome Iginla, 89

MOST GOALS:

Michael Cammalleri, 39

MOST ASSISTS:

Jarome Iginla, 54

MOST PENALTY MINUTES:

Cory Sarich, 112

MOST WINS GOALIE:

Miikka Kiprusoff, 45

PLAYOFFS

MOST POINTS:

Olli Jokinen, 5

MOST GOALS:

Jarome Iginla, 3

David Moss, 3

MOST ASSISTS:

Curtis Glencross, 3

Olli Jokinen, 3

Daymond Langkow, 3

Dion Phaneuf, 3

MOST PENALTY MINUTES:

Rene Bourque, 22

TROPHIES AND AWARDS

RALPH T. SCURFIELD HUMANITARIAN AWARD
David Moss

J.R. McCaIG MEMORIAL AWARD
Craig Conroy

MOLSON CUP
Miikka Kiprusoff

ALL-STAR GAME
Jarome Iginla

2007-08

Iginla leads team with 50 goals and 98 points | Phaneuf and Iginla named All-Stars

COACH	REGULAR SEASON						PLAYOFFS					
	GP	W	L	OTL	PTS	GF	GA	GP	W	L	GF	GA
Mike Keenan	82	42	30	10	94	229	227	7	3	4	17	19

Regular Season: 3rd Northwest Division, 14th overall. Playoffs: Conference Quarter-Finals — lost series to San Jose 4-3.

PLAYER	REGULAR SEASON					PLAYOFFS					
	GP	G	A	PTS	PIM	GP	G	A	PTS	PIM	
Jarome Iginla	82	50	48	98	83	7	4	5	9	2	
Kristian Huselius	81	25	41	66	40	7	0	4	4	6	
Daymond Langkow	80	30	35	65	19	7	3	2	5	0	
Dion Phaneuf	82	17	43	60	182	7	3	4	7	4	
Alex Tanguay	78	18	40	58	48	7	0	4	4	4	
Matthew Lombardi	82	14	22	36	67	7	0	0	0	4	
Adrian Aucoin	76	10	25	35	37	7	0	3	3	4	
Craig Conroy	79	12	22	34	71	7	0	2	2	8	
Owen Nolan	77	16	16	32	71	7	3	2	5	2	
Robyn Regehr	82	5	15	20	79	7	0	2	2	2	
Anders Eriksson	61	1	17	18	36	3	0	1	1	2	
James Vandermeer	CHI	26	2	7	9	44	-	-	-	-	
	PHI	28	1	5	6	27	-	-	-	-	
	CGY	21	0	2	2	39	7	0	0	0	4
	TOTAL	75	3	14	17	110	7	0	0	0	4
Dustin Boyd	48	7	5	12	6	0	0	0	0	0	
Stephane Yelle	74	3	9	12	20	7	0	2	2	6	
David Moss	41	4	7	11	10	5	1	1	2	4	
Eric Nystrom	44	3	7	10	48	7	0	0	0	2	
Wayne Primeau	43	3	7	10	26	7	1	0	1	4	
Cory Sarich	80	2	5	7	135	7	0	1	1	4	
Marcus Nilson	47	3	2	5	4	2	0	0	0	0	
Mark Smith	54	1	3	4	59	0	0	0	0	0	
Rhett Warrener	31	1	3	4	21	0	0	0	0	0	
Eric Godard	74	1	1	2	171	5	0	0	0	2	
David Hale	58	0	2	2	46	6	0	0	0	2	
Tim Ramholt	1	0	0	0	0	0	0	0	0	0	
BENCH	82	-	-	-	14	7	-	-	-	2	
TRADED PLAYERS	-	-	-	-	-	-	-	-	-	-	
SHOOTOUT GAME WINNERS	-	3	-	-	-	-	-	-	-	-	
PENALTY SHOT GOALS	-	0	-	-	-	-	-	-	-	-	
TOTAL	82	229	379	608	1342	7	17	31	48	68	

GOALTENDER	GP	MP	GAA	W	L	OTL	SOL	SO	GA	SA	SV%
Miikka Kiprusoff	76	4398	2.69	39	26	7	3	2	197	2096	.906
PLAYOFFS	7	336	3.21	2	4	0	-	1	18	196	.908
Curtis Joseph	9	399	2.55	3	2	0	0	0	17	181	.906
PLAYOFFS	2	79	0.76	1	0	0	-	0	1	33	.970
Curtis McElhinney	5	150	2.00	0	2	0	0	0	5	51	.902
Matt Keetley	1	9	0.00	0	0	0	0	0	0	2	1.000
EMPTY NET GOALS	-	-	-	-	-	-	-	-	5	-	-
EMPTY NET GOALS	-	-	-	-	-	-	-	-	0	-	-
SHOOTOUT LOSSES	-	-	-	-	-	-	-	-	3	-	-
TOTAL	82	4975	2.70	42	30	7	3	2	227	2335	.904
PLAYOFFS	7	415	2.75	3	4	0	-	1	19	229	.917

REGULAR SEASON

MOST POINTS:

Jarome Iginla, 98

MOST GOALS:

Jarome Iginla, 50

MOST ASSISTS:

Jarome Iginla, 48

MOST PENALTY MINUTES:

Dion Phaneuf, 182

MOST WINS GOALIE:

Miikka Kiprusoff, 39

PLAYOFFS

MOST POINTS:

Jarome Iginla, 9

MOST GOALS:

Jarome Iginla, 4

MOST ASSISTS:

Jarome Iginla, 5

MOST PENALTY MINUTES:

Craig Conroy, 8

TROPHIES AND AWARDS

RALPH T. SCURFIELD HUMANITARIAN AWARD
Dion Phaneuf

J.R. McCaIG MEMORIAL AWARD
Jarome Iginla

MOLSON CUP
Jarome Iginla

ALL-STAR GAME
Jarome Iginla, Captain
Dion Phaneuf

2006-07

Three 30-goal scorers | Phaneuf and Kiprusoff voted All-Stars

COACH	REGULAR SEASON							PLAYOFFS				
	GP	W	L	OTL	PTS	GF	GA	GP	W	L	GF	GA
Jim Playfair	82	43	29	10	96	258	226	6	2	4	10	18

Regular Season: 3rd Northwest Division, 13th overall. Playoffs: Conference Quarter-Finals — lost series to Detroit 4-2.

PLAYER	REGULAR SEASON					PLAYOFFS					
	GP	G	A	PTS	PIM	GP	G	A	PTS	PIM	
Jarome Iginla	70	39	55	94	40	6	2	2	4	12	
Alex Tanguay	81	22	59	81	44	6	1	3	4	8	
Kristian Huselius	81	34	43	77	26	6	0	2	2	4	
Daymond Langkow	81	33	44	77	44	6	2	2	4	4	
Dion Phaneuf	79	17	33	50	98	6	1	0	1	7	
Matthew Lombardi	81	20	26	46	48	6	1	1	2	0	
Roman Hamrlík	75	7	31	38	88	6	0	1	1	8	
Craig Conroy	LAK	52	5	11	16	38	-	-	-	-	-
	CGY	28	8	13	21	18	6	1	1	2	8
	TOTAL	80	13	24	37	56	6	1	1	2	8
Tony Amonte	81	10	20	30	40	6	0	1	1	0	
Stephane Yelle	56	10	14	24	32	6	0	0	0	2	
Wayne Primeau	BOS	51	7	8	15	75	-	-	-	-	-
	CGY	27	3	4	7	36	6	0	2	2	14
	TOTAL	78	10	12	22	111	6	0	2	2	14
Brad Stuart	BOS	48	7	10	17	26	-	-	-	-	-
	CGY	27	0	5	5	18	6	0	1	1	6
	TOTAL	75	7	15	22	44	6	0	1	1	6
Robyn Regehr	78	2	19	21	75	1	0	0	0	0	
David Moss	41	10	8	18	12	6	0	1	1	0	
Mark Giordano	48	7	8	15	36	0	0	0	0	0	
Marcus Nilson	63	5	10	15	27	6	0	0	0	2	
Byron Ritchie	64	8	6	14	68	1	0	0	0	10	
Jeff Friesen	72	6	6	12	34	5	0	0	0	2	
Rhett Warrener	62	4	6	10	67	6	0	0	0	10	
Andrei Zyuzin	49	1	5	6	30	5	1	0	1	2	
Dustin Boyd	13	2	2	4	4	-	-	-	-	-	
Richie Regehr	6	1	1	2	0	-	-	-	-	-	
Eric Godard	19	0	1	1	50	-	-	-	-	-	
David Hale	NJD	43	0	1	1	26	-	-	-	-	-
	CGY	11	0	0	0	10	2	0	0	0	6
	TOTAL	54	0	1	1	36	2	0	0	0	6
Tomi Maki	1	0	0	0	0	-	-	-	-	-	
Carsen Germyn	2	0	0	0	0	-	-	-	-	-	
Darren McCarty	32	0	0	0	58	-	-	-	-	-	
Brad Ference	5	0	0	0	2	-	-	-	-	-	
Brandon Prust	10	0	0	0	25	-	-	-	-	-	
Miikka Kiprusoff	74	0	0	0	2	6	0	0	0	0	
Jamie McLennan	9	0	0	0	16	1	0	0	0	12	
BENCH	82	-	-	-	22	7	-	-	-	0	
TRADED PLAYERS	133	6	27	33	134	-	-	-	-	-	
SHOOTOUT GAME WINNERS	-	3	-	-	-	-	-	-	-	-	
PENALTY SHOT GOALS	-	0	-	-	-	-	-	-	-	-	
TOTAL	82	258	447	705	1204	6	10	17	27	117	

GOALTENDER	GP	MP	GAA	W	L	OTL	SOL	SO	GA	SA	SV%
Miikka Kiprusoff	74	4419	2.46	40	24	5	4	7	181	2190	.917
PLAYOFFS	6	384	2.81	2	4	0	-	0	18	255	.929
Jamie McLennan	9	533	3.60	3	5	0	1	0	32	304	.895
PLAYOFFS	1	1	0.00	0	0	-	-	0	0	0	-
EMPTY NET GOALS	-	-	-	-	-	-	-	-	8	-	-
EMPTY NET GOALS	-	-	-	-	-	-	-	-	0	-	-
SHOOTOUT LOSSES	-	-	-	-	-	-	-	-	5	-	-
TOTAL	82	4952	2.58	43	29	10	5	10	226	2749	.914
PLAYOFFS	6	385	2.81	2	4	0	-	0	18	255	.929

REGULAR SEASON

MOST POINTS:

Jarome Iginla, 94

MOST GOALS:

Jarome Iginla, 39

MOST ASSISTS:

Alex Tanguay, 59

MOST PENALTY MINUTES:

Dion Phaneuf, 98

MOST WINS GOALIE:

Miikka Kiprusoff, 40

PLAYOFFS

MOST POINTS:

Jarome Iginla, 4
Daymond Langkow, 4
Alex Tanguay, 4

MOST GOALS:

Jarome Iginla, 2
Daymond Langkow, 2

MOST ASSISTS:

Alex Tanguay, 3

MOST PENALTY MINUTES:

Wayne Primeau, 14

TROPHIES AND AWARDS

RALPH T. SCURFIELD HUMANITARIAN AWARD
Rhett Warrener

J.R. McCAIG MEMORIAL AWARD
Stephane Yelle

MOLSON CUP
Miikka Kiprusoff

2005-06

Kiprusoff wins Vezina and Jennings trophies

COACH	REGULAR SEASON						PLAYOFFS					
	GP	W	L	OTL	PTS	GF	GA	GP	W	L	GF	GA
Darryl Sutter	82	46	25	11	103	218	200	7	3	4	16	17

Regular Season: 1st Northwest Division, 7th overall. Playoffs: Conference Quarter-Finals — lost series to Anaheim 4-3.

PLAYER	REGULAR SEASON					PLAYOFFS					
	GP	G	A	PTS	PIM	GP	G	A	PTS	PIM	
Jarome Iginla	82	35	32	67	86	7	5	3	8	11	
Daymond Langkow	82	25	34	59	46	7	1	5	6	6	
Dion Phaneuf	82	20	29	49	93	7	1	0	1	7	
Kristian Huselius	FLA	24	5	3	8	4	-	-	-	-	
	CGY	54	15	24	39	36	7	2	4	6	4
	TOTAL	78	20	27	47	40	7	2	4	6	4
Tony Amonte	80	14	28	42	43	7	2	1	3	10	
Chuck Kobasew	77	20	11	31	64	7	1	0	1	0	
Andrew Ference	82	4	27	31	85	7	0	4	4	12	
Jamie Lundmark	NYR	3	1	0	1	6	-	-	-	-	
	PHX	38	5	13	18	36	-	-	-	-	
	CGY	12	4	6	10	20	4	0	1	1	7
	TOTAL	53	10	19	29	62	4	0	1	1	7
Mike Leclerc	PHX	35	9	12	21	29	-	-	-	-	
	CGY	15	1	4	5	8	3	0	0	0	2
	TOTAL	50	10	16	26	37	3	0	0	0	2
Roman Hamrlik	51	7	19	26	56	7	0	2	2	2	
Robyn Regehr	68	6	20	26	67	7	1	3	4	6	
Matthew Lombardi	55	6	20	26	48	7	0	2	2	2	
Chris Simon	72	8	14	22	94	6	0	1	1	7	
Shean Donovan	80	9	11	20	82	7	0	0	0	6	
Jordan Leopold	74	2	18	20	68	7	0	1	1	4	
Stephane Yelle	74	4	14	18	48	7	1	0	1	8	
Marcus Nilson	70	6	11	17	32	-	-	-	-	-	
Darren McCarty	67	7	6	13	117	7	2	0	2	15	
Byron Ritchie	45	4	2	6	69	7	0	0	0	14	
Rhett Warrener	61	3	3	6	54	7	0	0	0	0	
Craig MacDonald	25	3	2	5	8	1	0	0	0	0	
Cale Hulse	PHX	0	0	0	0	0	-	-	-	-	
	CBJ	27	0	3	3	43	-	-	-	-	
	CGY	12	0	1	1	20	-	-	-	-	
	TOTAL	39	0	4	4	63	-	-	-	-	
Bryan Marchment	37	1	2	3	75	-	-	-	-	-	
Richie Regehr	14	0	2	2	6	-	-	-	-	-	
Mark Giordano	7	0	1	1	8	-	-	-	-	-	
Eric Nystrom	2	0	0	0	0	-	-	-	-	-	
Carsen Germyn	2	0	0	0	0	-	-	-	-	-	
Lynn Loyns	1	0	0	0	0	-	-	-	-	-	
BENCH	82	0	0	0	18	7	0	0	0	4	
TRADED PLAYERS	92	12	21	33	100	-	-	-	-	-	
SHOOTOUT GAME WINNERS	-	2	-	-	-	-	-	-	-	-	
PENALTY SHOT GOALS	-	2	-	-	-	-	-	-	-	-	
TOTAL	82	218	362	580	1451	7	16	27	42	127	

GOALTENDER	GP	MP	GAA	W	L	OTL	SOL	SO	GA	SA	SV%
Miikka Kiprusoff	74	4380	2.07	42	20	4	7	10	151	1951	.923
PLAYOFFS	7	428	2.24	3	4	-	-	0	16	202	.921
Brian Boucher	3	182	4.95	1	2	0	0	0	15	103	.854
TRADED GOALIE	8	402	3.28	3	3	0	0	0	22	202	.891
EMPTY NET GOALS	-	-	-	-	-	-	-	-	5	-	-
EMPTY NET GOALS	-	-	-	-	-	-	-	-	1	-	-
SHOOTOUT LOSSES	-	-	-	-	-	-	-	-	7	-	-
TOTAL	82	4984	2.32	46	25	11	7	10	200	2458	.897
PLAYOFFS	7	431	2.37	3	4	-	-	0	17	202	.921

REGULAR SEASON

MOST POINTS:

Jarome Iginla, 67

MOST GOALS:

Jarome Iginla, 35

MOST ASSISTS:

Daymond Langkow, 34

MOST PENALTY MINUTES:

Darren McCarty, 117

MOST WINS GOALIE:

Miikka Kiprusoff, 42

PLAYOFFS

MOST POINTS:

Jarome Iginla, 8

MOST GOALS:

Jarome Iginla, 5

MOST ASSISTS:

Daymond Langkow, 5

MOST PENALTY MINUTES:

Darren McCarty, 15

TROPHIES AND AWARDS

RALPH T. SCURFIELD HUMANITARIAN AWARD

Rhett Warrener

J.R. McCAIG MEMORIAL AWARD

Robyn Regehr

MOLSON CUP

Miikka Kiprusoff

VEZINA TROPHY

Miikka Kiprusoff

WILLIAM M. JENNINGS TROPHY

Miikka Kiprusoff

2003-04

Flames ride the C of Red to the Stanley Cup Finals

COACH	REGULAR SEASON										PLAYOFFS				
	GP	W	L	T	OTL	PTS	GF	GA	GP	W	L	GF	GA		
Darryl Sutter	82	42	30	7	3	94	200	176	26	15	11	60	53		

Regular Season: 3rd Northwest Division, 12th overall. Playoffs: Conference Quarter-Finals — defeated Vancouver 4-3; Conference Semi-Finals — defeated Detroit 4-2; Western Conference Finals — defeated San Jose 4-2; Stanley Cup Finals — lost to Tampa Bay 4-3.

PLAYER	REGULAR SEASON					PLAYOFFS					
	GP	G	A	PTS	PIM	GP	G	A	PTS	PIM	
Jarome Iginla	81	41	32	73	84	26	13	9	22	45	
Craig Conroy	63	8	39	47	44	26	6	11	17	12	
Shean Donovan	82	18	24	42	72	24	5	5	10	23	
Martin Gelinas	76	17	18	35	70	26	8	7	15	35	
Jordan Leopold	82	9	24	33	24	26	0	10	10	6	
Dean McAmmond	64	17	13	30	18	-	-	-	-	-	
Matthew Lombardi	79	16	13	29	32	13	1	5	6	4	
Oleg Saprykin	69	12	17	29	41	26	3	3	6	14	
Steve Reinprecht	44	7	22	29	4	-	-	-	-	-	
Chris Simon	NYR	65	14	9	23	225	-	-	-	-	-
	CGY	13	3	2	5	25	16	5	2	7	74
	TOTAL	78	17	11	28	250	16	5	2	7	74
Chris Clark	82	10	15	25	106	26	3	3	6	30	
Marcus Nilson	FLA	69	6	13	19	26	-	-	-	-	-
	CGY	14	5	0	5	14	26	4	7	11	12
	TOTAL	83	11	13	24	40	26	4	7	11	12
Ville Nieminen	CHI	60	2	11	13	40	-	-	-	-	-
	CGY	19	3	5	8	18	24	4	4	8	55
	TOTAL	79	5	16	21	58	24	4	4	8	55
Toni Lydman	67	4	16	20	30	6	0	1	1	2	
Robyn Regehr	82	4	14	18	74	26	2	7	9	20	
Chuck Kobasew	70	6	11	17	51	26	0	1	1	24	
Stephane Yelle	53	4	13	17	24	23	3	3	6	16	
Rhett Warrener	77	3	14	17	97	24	0	1	1	6	
Andrew Ference	72	4	12	16	53	26	0	3	3	25	
Denis Gauthier	80	1	15	16	113	6	0	1	1	4	
Krzysztof Oliwa	65	3	2	5	247	20	2	0	2	6	
Steve Montador	26	1	2	3	50	20	1	2	3	6	
Dave Lowry	18	1	1	2	11	10	0	0	0	6	
Lynn Loyns	SJS	2	0	0	0	0	-	-	-	-	-
	CGY	12	0	2	2	2	-	-	-	-	-
	TOTAL	14	0	2	2	2	0	0	0	0	0
Martin Sonnenberg	5	0	0	0	2	0	0	0	0	0	
Mike Commodore	12	0	0	0	25	20	0	2	2	19	
Brennan Evans	-	-	-	-	-	2	0	0	0	0	
BENCH	82	0	0	0	42	26	0	0	0	0	
TRADED PLAYERS	95	3	9	12	40	-	-	-	-	-	
TOTAL	82	200	335	535	1428	26	60	87	147	444	

GOALTENDER	GP	MP	GA	GAA	W-L-OTL	SO	EN	GP	MP	GA	GAA	W-L	SO	EN
Miikka Kiprusoff	38	2301	65	1.69	24-10-4	4	4	26	1655	51	1.85	15-11	5	2
Roman Turek	18	1031	40	2.33	6-11-0	3	2	1	19	0	0.00	0-0	0	0
Dany Sabourin	4	169	10	3.55	0-3-0	0	0	-	-	-	-	-	-	-
Jamie McLennan	26	1446	53	2.20	12-9-3	4	2	-	-	-	-	-	-	-
TOTAL	82	4968	176	2.13	42-33-7	11	8	26	1680	53	1.89	15-11-5	2	2

REGULAR SEASON

- MOST POINTS:**
Jarome Iginla, 73
- MOST GOALS:**
Jarome Iginla, 41
- MOST ASSISTS:**
Craig Conroy, 39
- MOST PENALTY MINUTES:**
Chris Simon, 250
- MOST WINS GOALIE:**
Miikka Kiprusoff, 24

PLAYOFFS

- MOST POINTS:**
Jarome Iginla, 22
- MOST GOALS:**
Jarome Iginla, 13
- MOST ASSISTS:**
Craig Conroy, 11
- MOST PENALTY MINUTES:**
Chris Simon, 74

TROPHIES AND AWARDS

- RALPH T. SCURFIELD HUMANITARIAN AWARD**
Martin Gelinas
- MOLSON CUP**
Jarome Iginla
- MAURICE "ROCKET" RICHARD TROPHY**
Jarome Iginla (tie)
- NHL 2ND ALL-STAR**
Jarome Iginla
- KING CLANCY AWARD**
Jarome Iginla
- NHL FOUNDATION AWARD**
Jarome Iginla

2002-03

Darryl Sutter returns to his Alberta roots

COACH	REGULAR SEASON									PLAYOFFS				
	GP	W	L	T	OTL	PTS	GF	GA	GP	W	L	GF	GA	
Greg Gilbert/Al MacNeil and Darryl Sutter	82	29	36	13	4	75	186	228	-	-	-	-	-	

Regular Season: 5th Northwest Division, 22nd overall.

PLAYER	REGULAR SEASON					PLAYOFFS				
	GP	G	A	PTS	PIM	GP	G	A	PTS	PIM
Jarome Iginla	75	35	32	67	49	-	-	-	-	-
Craig Conroy	79	22	37	59	36	-	-	-	-	-
Chris Drury	80	23	30	53	33	-	-	-	-	-
Martin Gelinás	81	21	31	52	51	-	-	-	-	-
Toni Lydman	81	6	20	26	28	-	-	-	-	-
Stephane Yelle	82	10	15	25	50	-	-	-	-	-
Oleg Saprykin	52	8	15	23	46	-	-	-	-	-
Chris Clark	81	10	12	22	126	-	-	-	-	-
Dave Lowry	34	5	14	19	22	-	-	-	-	-
Dean McAmmond	-	-	-	-	-	-	-	-	-	-
COL	41	10	8	18	10	-	-	-	-	-
TOTAL	41	10	8	18	10	-	-	-	-	-
Bob Boughner	69	3	14	17	126	-	-	-	-	-
Jordan Leopold	58	4	10	14	12	-	-	-	-	-
Shean Donovan	PIT	52	4	5	9	30	-	-	-	-
CGY	13	1	2	3	7	-	-	-	-	-
TOTAL	65	5	7	12	37	-	-	-	-	-
Denis Gauthier	72	1	11	12	99	-	-	-	-	-
Robyn Regehr	76	0	12	12	87	-	-	-	-	-
Scott Nichol	68	5	5	10	149	-	-	-	-	-
Blake Sloan	67	2	8	10	28	-	-	-	-	-
Petr Buzek	44	3	5	8	14	-	-	-	-	-
Andrew Ference	PIT	22	1	3	4	36	-	-	-	-
CGY	16	0	4	4	6	-	-	-	-	-
TOTAL	38	1	7	8	42	-	-	-	-	-
Chuck Kobasew	23	4	2	6	8	-	-	-	-	-
Craig Berube	55	2	4	6	100	-	-	-	-	-
Steve Begin	50	3	1	4	51	-	-	-	-	-
Blair Betts	9	1	3	4	0	-	-	-	-	-
Steve Montador	50	1	1	2	114	-	-	-	-	-
Mike Commodore	6	0	1	1	19	-	-	-	-	-
Ladislav Kohn	3	0	1	1	2	-	-	-	-	-
Mike Mottau	4	0	0	0	0	-	-	-	-	-
Rick Mrozik	2	0	0	0	0	-	-	-	-	-
Robert Dome	1	0	0	0	0	-	-	-	-	-
BENCH	82	0	0	0	22	-	-	-	-	-
TRADED PLAYERS	145	16	21	37	78	-	-	-	-	-
TOTAL	82	186	315	501	1391	-	-	-	-	-

REGULAR SEASON

MOST POINTS:
Jarome Iginla, 67

MOST GOALS:
Jarome Iginla, 35

MOST ASSISTS:
Craig Conroy, 37

MOST PENALTY MINUTES:
Scott Nichol, 149

MOST WINS GOALIE:
Roman Turek, 27

TROPHIES AND AWARDS

**RALPH T. SCURFIELD
HUMANITARIAN AWARD**
Denis Gauthier

MOLSON CUP
Jarome Iginla

GOALTENDER	GP	MP	GA	GAA	W-L-OTL	SO	EN	GP	MP	GA	GAA	W-L	SO	EN
Roman Turek	65	3822	164	2.57	27-29-9	4	4	-	-	-	-	-	-	-
Jamie McLennan	22	1165	58	2.99	2-11-4	0	2	-	-	-	-	-	-	-
TOTAL	82	5012	228	2.73	29-40-13	4	6	-	-	-	-	-	-	-

2001-02

Jarome Iginla captures Art Ross and "Rocket" Richard trophies

COACH	REGULAR SEASON									PLAYOFFS				
	GP	W	L	T	OTL	PTS	GF	GA	GP	W	L	GF	GA	
Greg Gilbert	82	32	35	12	3	79	201	220	-	-	-	-	-	

Regular Season: 4th Northwest Division, 22nd overall.

PLAYER	REGULAR SEASON					PLAYOFFS				
	GP	G	A	PTS	PIM	GP	G	A	PTS	PIM
Jarome Iginla	82	52	44	96	77	-	-	-	-	-
Craig Conroy	81	27	48	75	32	-	-	-	-	-
Dean McAmmond	73	21	30	51	60	-	-	-	-	-
Derek Morris	61	4	30	34	88	-	-	-	-	-
Marc Savard	56	14	19	33	48	-	-	-	-	-
Toni Lydman	79	6	22	28	52	-	-	-	-	-
Igor Kravchuk	78	4	22	26	19	-	-	-	-	-
Rob Niedermayer	57	6	14	20	49	-	-	-	-	-
Clarke Wilm	66	4	14	18	61	-	-	-	-	-
Chris Clark	64	10	7	17	79	-	-	-	-	-
Scott Nichol	60	8	9	17	107	-	-	-	-	-
Jamie Wright	44	4	12	16	20	-	-	-	-	-
Dave Lowry	62	7	6	13	51	-	-	-	-	-
Denis Gauthier	66	5	8	13	91	-	-	-	-	-
Steve Begin	51	7	5	12	79	-	-	-	-	-
Ronald Petrovicky	77	5	7	12	85	-	-	-	-	-
Blake Sloan	CBJ	60	2	7	9	46	-	-	-	-
	CGY	7	0	2	2	4	-	-	-	-
TOTAL	67	2	9	11	50	-	-	-	-	-
Robyn Regehr	77	2	6	8	93	-	-	-	-	-
Jeff Shantz	40	3	3	6	23	-	-	-	-	-
Bob Boughner	79	2	4	6	170	-	-	-	-	-
Roman Turek	69	0	5	5	4	-	-	-	-	-
Craig Berube	66	3	1	4	164	-	-	-	-	-
Petr Buzek	ATL	9	0	0	0	13	-	-	-	-
	CGY	32	1	3	4	14	-	-	-	-
TOTAL	41	1	3	4	27	-	-	-	-	-
Steve Montador	11	1	2	3	26	-	-	-	-	-
Mike Vernon	18	0	3	3	0	-	-	-	-	-
Jason Botterill	4	1	0	1	2	-	-	-	-	-
Blair Betts	6	1	0	1	2	-	-	-	-	-
Kay Whitmore	1	0	0	0	0	-	-	-	-	-
Dallas Eakins	3	0	0	0	4	-	-	-	-	-
Alan Letang	2	0	0	0	0	-	-	-	-	-
Ryan Christie	2	0	0	0	0	-	-	-	-	-
Oleg Saprykin	3	0	0	0	0	-	-	-	-	-
Micki DuPont	2	0	0	0	2	-	-	-	-	-
BENCH	82	0	0	0	12	-	-	-	-	-
TRADED PLAYERS	84	3	5	8	68	-	-	-	-	-
TOTAL	82	201	331	532	1586	-	-	-	-	-

REGULAR SEASON

MOST POINTS:

Jarome Iginla, 96

MOST GOALS:

Jarome Iginla, 52

MOST ASSISTS:

Craig Conroy, 48

MOST PENALTY MINUTES:

Bob Boughner, 170

MOST WINS GOALIE:

Roman Turek, 30

TROPHIES AND AWARDS

RALPH T. SCURFIELD HUMANITARIAN AWARD

Jarome Iginla

MOLSON CUP

Jarome Iginla

NHL 1ST STAR

Jarome Iginla

ART ROSS TROPHY

Jarome Iginla

MAURICE "ROCKET" RICHARD TROPHY

Jarome Iginla

LESTER B. PEARSON AWARD

Jarome Iginla

GOALTENDER	GP	MP	GA	GAA	W-L-OTL	SO	EN	GP	MP	GA	GAA	W-L	SO	EN
Roman Turek	69	4081	172	2.53	30-28-11	5	6	-	-	-	-	-	-	-
Mike Vernon	18	825	38	2.73	2-9-1	1	1	-	-	-	-	-	-	-
Kay Whitmore	1	58	3	3.10	0-1-0	0	0	-	-	-	-	-	-	-
TOTAL	82	4990	220	2.65	32-38-12	7	7	-	-	-	-	-	-	-

2000-01

Jarome Iginla leads Flames with 71 points

COACH	REGULAR SEASON									PLAYOFFS				
	GP	W	L	T	OTL	PTS	GF	GA	GP	W	L	GF	GA	
Don Hay/Greg Gilbert	82	27	36	15	4	73	197	236	-	-	-	-	-	

Regular Season: 4th Northwest Division, 20th overall.

PLAYER	REGULAR SEASON					PLAYOFFS				
	GP	G	A	PTS	PIM	GP	G	A	PTS	PIM
Jarome Iginla	77	31	40	71	62	-	-	-	-	-
Marc Savard	77	23	42	65	46	-	-	-	-	-
Valeri Bure	78	27	28	55	26	-	-	-	-	-
Dave Lowry	79	18	17	35	47	-	-	-	-	-
Phil Housley	69	4	30	34	24	-	-	-	-	-
Craig Conroy	STL	69	11	14	25	46	-	-	-	-
	CGY	14	3	4	7	14	-	-	-	-
	TOTAL	83	14	18	32	60	-	-	-	-
Derek Morris	51	5	23	28	56	-	-	-	-	-
Oleg Saprykin	59	9	14	23	43	-	-	-	-	-
Jeff Shantz	73	5	15	20	58	-	-	-	-	-
Tommy Albelin	77	1	19	20	22	-	-	-	-	-
Toni Lydman	62	3	16	19	30	-	-	-	-	-
Jason Wiemer	65	10	5	15	177	-	-	-	-	-
Clarke Wilm	81	7	8	15	69	-	-	-	-	-
Igor Kravchuk	OTT	15	1	5	6	14	-	-	-	-
	CGY	37	0	8	8	4	-	-	-	-
	TOTAL	52	1	13	14	18	-	-	-	-
Jeff Cowan	51	9	4	13	74	-	-	-	-	-
Daniel Tkaczuk	19	4	7	11	14	-	-	-	-	-
Ronald Petrovicky	30	4	5	9	54	-	-	-	-	-
Denis Gauthier	62	2	6	8	78	-	-	-	-	-
Chris Clark	29	5	1	6	38	-	-	-	-	-
Brad Werenka	33	1	4	5	16	-	-	-	-	-
Robyn Regehr	71	1	3	4	70	-	-	-	-	-
Dwayne Hay	49	1	3	4	16	-	-	-	-	-
Ron Sutter	21	1	3	4	12	-	-	-	-	-
Benoit Gratton	14	1	3	4	14	-	-	-	-	-
Steve Smith	13	0	2	2	17	-	-	-	-	-
Dallas Eakins	17	0	1	1	11	-	-	-	-	-
Mike Vernon	41	0	1	1	16	-	-	-	-	-
Fred Brathwaite	49	0	1	1	2	-	-	-	-	-
Martin Brochu	0	0	0	0	0	-	-	-	-	-
Niklas Andersson	11	0	1	1	4	-	-	-	-	-
Marty Murray	7	0	0	0	0	-	-	-	-	-
Rico Fata	5	0	0	0	6	-	-	-	-	-
Steve Begin	4	0	0	0	21	-	-	-	-	-
TRADED PLAYERS	141	22	33	55	221	-	-	-	-	-
TOTAL	82	197	347	544	1376	-	-	-	-	-

REGULAR SEASON

MOST POINTS:

Jarome Iginla, 71

MOST GOALS:

Jarome Iginla, 31

MOST ASSISTS:

Marc Savard, 42

MOST PENALTY MINUTES:

Jason Wiemer, 177

MOST WINS GOALIE:

Fred Brathwaite, 15

TROPHIES AND AWARDS

RALPH T. SCURFIELD HUMANITARIAN AWARD

Jarome Iginla

MOLSON CUP

Jarome Iginla

GOALTENDER	GP	MP	GA	GAA	W-L-OTL	SO	EN	GP	MP	GA	GAA	W-L	SO	EN
Fred Brathwaite	49	2742	106	2.32	15-17-10	5	6	-	-	-	-	-	-	-
Mike Vernon	41	2246	121	3.23	12-23-5	3	3	-	-	-	-	-	-	-
TOTAL	82	5009	236	2.83	27-40-15	8	9	-	-	-	-	-	-	-

1999-2000

Valeri Bure leads Flames with 75 points

COACH	REGULAR SEASON									PLAYOFFS				
	GP	W	L	T	OTL	PTS	GF	GA	GP	W	L	GF	GA	
Brian Sutter	82	31	36	10	5	77	211	256	-	-	-	-	-	

Regular Season: 4th Northwest Division, 22nd overall.

PLAYER	REGULAR SEASON						PLAYOFFS				
	GP	G	A	PTS	PIM	GP	G	A	PTS	PIM	
Valeri Bure	82	35	40	75	50	-	-	-	-	-	
Jarome Iginla	77	29	34	63	26	-	-	-	-	-	
Phil Housley	78	11	44	55	24	-	-	-	-	-	
Marc Savard	78	22	31	53	56	-	-	-	-	-	
Derek Morris	78	9	29	38	80	-	-	-	-	-	
Sergei Krivokrasov	NSH	63	9	17	26	40	-	-	-	-	
	CGY	12	1	10	11	4	-	-	-	-	
	TOTAL	75	10	27	37	44	-	-	-	-	
Andrei Nazarov	76	10	22	32	78	-	-	-	-	-	
Jeff Shantz	74	13	18	31	30	-	-	-	-	-	
Darryl Shannon	ATL	49	5	13	18	65	-	-	-	-	
	CGY	27	1	8	9	22	-	-	-	-	
	TOTAL	76	6	21	27	87	-	-	-	-	
Jason Wiemer	64	11	11	22	120	-	-	-	-	-	
Clarke Wilm	78	10	12	22	67	-	-	-	-	-	
Cory Stillman	37	12	9	21	12	-	-	-	-	-	
Bill Lindsay	80	8	12	20	86	-	-	-	-	-	
Martin St. Louis	56	3	15	18	22	-	-	-	-	-	
Andreas Johansson	TBL	12	2	3	5	8	-	-	-	-	
	CGY	28	3	7	10	14	-	-	-	-	
	TOTAL	40	5	10	15	22	-	-	-	-	
Brad Werenka	PIT	61	3	8	11	69	-	-	-	-	
	CGY	12	1	1	2	21	-	-	-	-	
	TOTAL	73	4	9	13	90	-	-	-	-	
Robyn Regehr	57	5	7	12	46	-	-	-	-	-	
Tommy Albelin	41	4	6	10	12	-	-	-	-	-	
Bobby Dollas	OTT	1	0	0	0	0	-	-	-	-	
	CGY	49	3	7	10	28	-	-	-	-	
	TOTAL	50	3	7	10	28	-	-	-	-	
Marc Bureau	PHI	54	2	2	4	10	-	-	-	-	
	CGY	9	1	3	4	2	-	-	-	-	
	TOTAL	63	3	5	8	12	-	-	-	-	
Jeff Cowan	13	4	1	5	16	-	-	-	-	-	
Jason Botterill	ATL	25	1	4	5	17	-	-	-	-	
	CGY	2	0	0	0	0	-	-	-	-	
	TOTAL	27	1	4	5	17	-	-	-	-	
Steve Smith	20	0	4	4	42	-	-	-	-	-	
Sergei Varlamov	7	3	0	3	0	-	-	-	-	-	
Steve Begin	13	1	1	2	18	-	-	-	-	-	
Denis Gauthier	39	1	1	2	50	-	-	-	-	-	
Benoit Gratton	10	0	2	2	10	-	-	-	-	-	
Wade Belak	40	0	2	2	122	-	-	-	-	-	
Stewart Malgunas	4	0	1	1	2	-	-	-	-	-	
Oleg Saprykin	4	0	1	1	2	-	-	-	-	-	
Chris Clark	22	0	1	1	14	-	-	-	-	-	
Steve Dubinsky	23	0	1	1	4	-	-	-	-	-	
Lee Sorochan	1	0	0	0	0	-	-	-	-	-	
Dave Roche	2	0	0	0	5	-	-	-	-	-	
Rico Fata	2	0	0	0	0	-	-	-	-	-	
Darrel Scoville	6	0	0	0	2	-	-	-	-	-	
J-S Giguere	7	0	0	0	2	-	-	-	-	-	
Eric Charron	21	0	0	0	37	-	-	-	-	-	
Grant Fuhr	23	0	0	0	2	-	-	-	-	-	
Fred Brathwaite	61	0	0	0	4	-	-	-	-	-	
BENCH	153	10	29	39	135	-	-	-	-	-	
TOTAL	82	211	370	581	1267	-	-	-	-	-	

GOALTENDER	GP	MP	GA	GAA	W-L-OTL	SO	EN	GP	MP	GA	GAA	W-L	SO	EN
J-S Giguere	7	330	15	2.73	1-3-1	0	1	-	-	-	-	-	-	-
Fred Brathwaite	61	3448	158	2.75	25-25-7	5	3	-	-	-	-	-	-	-
Grant Fuhr	23	1205	77	3.83	5-13-2	0	2	-	-	-	-	-	-	-
TOTAL	82	5007	256	3.07	31-41-10	5	6	-	-	-	-	-	-	-

REGULAR SEASON

MOST POINTS:

Valeri Bure, 75

MOST GOALS:

Valeri Bure, 35

MOST ASSISTS:

Phil Housley, 44

MOST PENALTY MINUTES:

Wade Belak, 122

MOST WINS GOALIE:

Fred Brathwaite, 25

TROPHIES AND AWARDS

RALPH T. SCURFIELD HUMANITARIAN AWARD

Robyn Regehr

MOLSON CUP

Fred Brathwaite

1998-99

Cory Stillman leads Flames with 57 points

COACH	REGULAR SEASON								PLAYOFFS				
	GP	W	L	T	PTS	GF	GA	GP	W	L	GF	GA	
Brian Sutter	82	30	40	12	72	211	234	-	-	-	-	-	

Regular Season: 3rd Northwest Division, 20th overall.

PLAYER	REGULAR SEASON					PLAYOFFS				
	GP	G	A	PTS	PIM	GP	G	A	PTS	PIM
Cory Stillman	76	27	30	57	38	-	-	-	-	-
Phil Housley	79	11	43	54	52	-	-	-	-	-
Valeri Bure	80	26	27	53	22	-	-	-	-	-
Jarome Iginla	82	28	23	51	58	-	-	-	-	-
Andrew Cassels	70	12	25	37	18	-	-	-	-	-
Derek Morris	71	7	27	34	73	-	-	-	-	-
Rene Corbet	COL	53	8	14	22	58	-	-	-	-
	CGY	20	5	4	9	10	-	-	-	-
	TOTAL	73	13	18	31	68	-	-	-	-
Jeff Shantz	CHI	7	1	0	1	4	-	-	-	-
	CGY	69	12	17	29	40	-	-	-	-
	TOTAL	76	13	17	30	44	-	-	-	-
Jason Wiemer	78	8	13	21	177	-	-	-	-	-
Clarke Wilm	78	10	8	18	53	-	-	-	-	-
Andrei Nazarov	TBL	26	2	0	2	43	-	-	-	-
	CGY	36	5	9	14	30	-	-	-	-
	TOTAL	62	7	9	16	73	-	-	-	-
Steve Smith	69	1	14	15	80	-	-	-	-	-
Steve Dubinsky	CHI	1	0	0	0	0	-	-	-	-
	CGY	61	4	10	14	0	-	-	-	-
	TOTAL	62	4	10	14	14	-	-	-	-
Cale Hulse	73	3	9	12	117	-	-	-	-	-
Hnat Domenichelli	23	5	5	10	11	-	-	-	-	-
Todd Simpson	73	2	8	10	151	-	-	-	-	-
Ed Ward	68	3	5	8	67	-	-	-	-	-
Denis Gauthier	55	3	4	7	68	-	-	-	-	-
Dave Roche	36	3	3	6	44	-	-	-	-	-
Tommy Albelin	60	1	5	6	8	-	-	-	-	-
Bob Bassen	41	1	2	3	35	-	-	-	-	-
Tom Chorske	NYI	2	0	1	1	2	-	-	-	-
	WSH	17	0	2	2	4	-	-	-	-
	CGY	7	0	0	0	2	-	-	-	-
	TOTAL	26	0	3	3	8	-	-	-	-
Martin St. Louis	13	1	1	2	10	-	-	-	-	-
Fred Brathwaite	28	0	2	2	2	-	-	-	-	-
Eric Landry	3	0	1	1	0	-	-	-	-	-
Tyler Moss	11	0	1	1	0	-	-	-	-	-
Eric Charron	12	0	1	1	14	-	-	-	-	-
J-S Giguere	15	0	1	1	4	-	-	-	-	-
Rico Fata	20	0	1	1	4	-	-	-	-	-
Ken Wregget	27	0	1	1	8	-	-	-	-	-
Wade Belak	COL	22	0	0	0	71	-	-	-	-
	CGY	9	0	1	1	23	-	-	-	-
	TOTAL	31	0	1	1	94	-	-	-	-
Lee Sorochan	2	0	0	0	0	-	-	-	-	-
Rocky Thompson	3	0	0	0	25	-	-	-	-	-
Tyrone Garner	3	0	0	0	0	-	-	-	-	-
Andrei Trefilov	CHI	1	0	0	0	0	-	-	-	-
	CGY	4	0	0	0	0	-	-	-	-
	TOTAL	5	0	0	0	0	-	-	-	-
BENCH	109	33	47	80	123	-	-	-	-	-
TOTAL	82	211	348	559	1367	-	-	-	-	-

GOALTENDER	GP	MP	GA	GAA	W-L-OTL	SO	EN	GP	MP	GA	GAA	W-L	SO	EN
Fred Brathwaite	28	1663	68	2.45	11-9-7	1	3	-	-	-	-	-	-	-
Tyler Moss	11	550	23	2.51	3-7-0	0	0	-	-	-	-	-	-	-
Ken Wregget	27	1590	67	2.53	10-12-4	1	2	-	-	-	-	-	-	-
J-S Giguere	15	860	46	3.21	6-7-1	0	2	-	-	-	-	-	-	-
Andrei Trefilov	CHI	1	25	4	9.60	0-1-0	0	0	-	-	-	-	-	-
	CGY	4	162	11	4.07	0-3-0	0	0	-	-	-	-	-	-
	TOTAL	5	187	15	4.81	0-4-0	0	0	-	-	-	-	-	-
Tyrone Garner	3	139	12	5.18	0-2-0	0	0	-	-	-	-	-	-	-
TOTAL	82	4990	234	2.81	30-40-12	2	7	-	-	-	-	-	-	-

REGULAR SEASON

MOST POINTS:

Cory Stillman, 57

MOST GOALS:

Jarome Iginla, 28

MOST ASSISTS:

Phil Housley, 43

MOST PENALTY MINUTES:

Jason Wiemer, 177

MOST WINS GOALIE:

Fred Brathwaite, 11

TROPHIES AND AWARDS

RALPH T. SCURFIELD HUMANITARIAN AWARD

Ed Ward

MOLSON CUP

Fred Brathwaite

1997-98

Brian Sutter returns home to Alberta to coach the Flames

COACH	REGULAR SEASON							PLAYOFFS				
	GP	W	L	T	PTS	GF	GA	GP	W	L	GF	GA
Brian Sutter	82	26	41	15	67	217	252	-	-	-	-	-

Regular Season: 5th Pacific Division, 22nd overall.

PLAYER	REGULAR SEASON					PLAYOFFS				
	GP	G	A	PTS	PIM	GP	G	A	PTS	PIM
Theoren Fleury	82	27	51	78	197	-	-	-	-	-
Cory Stillman	72	27	22	49	40	-	-	-	-	-
Marty McInnis	75	19	25	44	34	-	-	-	-	-
Andrew Cassels	81	17	27	44	32	-	-	-	-	-
German Titov	68	18	22	40	38	-	-	-	-	-
Valeri Bure	MTL	50	7	22	29	33	-	-	-	-
	CGY	16	5	4	9	2	-	-	-	-
	TOTAL	66	12	26	38	35	-	-	-	-
Michael Nylander	65	13	23	36	24	-	-	-	-	-
Jarome Iginla	70	13	19	32	29	-	-	-	-	-
Derek Morris	82	9	20	29	88	-	-	-	-	-
Cale Hulse	79	5	22	27	169	-	-	-	-	-
Jason Wiemer	TBL	67	8	9	17	132	-	-	-	-
	CGY	12	4	1	5	28	-	-	-	-
	TOTAL	79	12	10	22	160	-	-	-	-
Tommy Albelin	69	2	17	19	32	-	-	-	-	-
James Patrick	60	6	11	17	26	-	-	-	-	-
Hnat Domenichelli	31	9	7	16	6	-	-	-	-	-
Jim Dowd	48	6	8	14	12	-	-	-	-	-
Joel Bouchard	44	5	7	12	57	-	-	-	-	-
Jamie Allison	43	3	8	11	104	-	-	-	-	-
Ed Ward	64	4	5	9	122	-	-	-	-	-
Chris Dingman	70	3	3	6	149	-	-	-	-	-
Todd Simpson	53	1	5	6	109	-	-	-	-	-
Aaron Gavey	26	2	3	5	24	-	-	-	-	-
Dwayne Roloson	39	0	4	4	10	-	-	-	-	-
Erik Andersson	12	2	1	3	8	-	-	-	-	-
Chris O'Sullivan	12	0	2	2	10	-	-	-	-	-
Eric Landry	12	1	0	1	4	-	-	-	-	-
Ladislav Kohn	4	0	1	1	0	-	-	-	-	-
Todd Hlushko	13	0	1	1	27	-	-	-	-	-
Kevin Dahl	19	0	1	1	6	-	-	-	-	-
Rick Tabaracci	42	0	1	1	14	-	-	-	-	-
Sergei Varlamov	1	0	0	0	0	-	-	-	-	-
Eric Charron	2	0	0	0	4	-	-	-	-	-
Marty Murray	2	0	0	0	2	-	-	-	-	-
Travis Brigley	2	0	0	0	2	-	-	-	-	-
Steve Begin	5	0	0	0	23	-	-	-	-	-
Tyler Moss	6	0	0	0	0	-	-	-	-	-
Denis Gauthier	10	0	0	0	16	-	-	-	-	-
Rocky Thompson	12	0	0	0	61	-	-	-	-	-
Mike Peluso	23	0	0	0	113	-	-	-	-	-
BENCH	-	-	-	-	10	-	-	-	-	-
TRADED PLAYERS	137	16	20	36	227	-	-	-	-	-
TOTAL	82	217	341	558	1859	-	-	-	-	-

REGULAR SEASON

MOST POINTS:

Theoren Fleury, 78

MOST GOALS:

Theoren Fleury, 27

Cory Stillman, 27

MOST ASSISTS:

Theoren Fleury, 51

MOST PENALTY MINUTES:

Theoren Fleury, 197

MOST WINS GOALIE:

Rick Tabaracci, 13

TROPHIES AND AWARDS

RALPH T. SCURFIELD HUMANITARIAN AWARD

Ed Ward

MOLSON CUP

Theoren Fleury

NHL ROOKIE ALL-STAR

Derek Morris

GOALTENDER	GP	MP	GA	GAA	W-L-OTL	SO	EN	GP	MP	GA	GAA	W-L	SO	EN
Rick Tabaracci	42	2419	116	2.88	13-22-6	0	2	-	-	-	-	-	-	-
Dwayne Roloson	39	2205	110	2.99	11-16-8	0	4	-	-	-	-	-	-	-
Tyler Moss	6	367	20	3.27	2-3-1	0	0	-	-	-	-	-	-	-
TOTAL	82	5016	252	3.01	26-41-15	0	6	-	-	-	-	-	-	-

1996-97

Iginla leads all NHL rookies with 50 points

COACH	REGULAR SEASON							PLAYOFFS				
	GP	W	L	T	PTS	GF	GA	GP	W	L	GF	GA
Pierre Page	82	32	41	9	73	214	239	-	-	-	-	-

Regular Season: 5th Pacific Division, 21st overall.

PLAYER	REGULAR SEASON					PLAYOFFS				
	GP	G	A	PTS	PIM	GP	G	A	PTS	PIM
Theoren Fleury	81	29	38	67	104	-	-	-	-	-
Dave Gagner	82	27	33	60	48	-	-	-	-	-
German Titov	79	22	30	52	36	-	-	-	-	-
Jarome Iginla	82	21	29	50	37	-	-	-	-	-
Marty McInnis	NYI	70	20	22	42	20	-	-	-	-
	CGY	10	3	4	7	2	-	-	-	-
	Total	80	23	26	49	22	-	-	-	-
Jonas Hoglund	68	19	16	35	12	-	-	-	-	-
Corey Millen	61	11	15	26	32	-	-	-	-	-
Cory Stillman	58	6	20	26	14	-	-	-	-	-
Aaron Gavey	TBL	16	1	2	3	12	-	-	-	-
	CGY	41	7	9	16	34	-	-	-	-
	TOTAL	57	8	11	19	46	-	-	-	-
Todd Hlushko	58	7	11	18	49	-	-	-	-	-
Ron Stern	79	7	10	17	157	-	-	-	-	-
Yves Racine	46	1	15	16	24	-	-	-	-	-
Tommy Albelin	72	4	11	15	14	-	-	-	-	-
Todd Simpson	82	1	13	14	208	-	-	-	-	-
Ed Ward	40	5	8	13	49	-	-	-	-	-
Mike Sullivan	67	5	6	11	10	-	-	-	-	-
Glen Featherstone	HFD	41	2	5	7	87	-	-	-	-
	CGY	13	1	3	4	19	-	-	-	-
	TOTAL	54	3	8	11	106	-	-	-	-
Chris O'Sullivan	27	2	8	10	2	-	-	-	-	-
Joel Bouchard	76	4	5	9	49	-	-	-	-	-
Sandy McCarthy	33	3	5	8	113	-	-	-	-	-
Cale Hulse	63	1	6	7	91	-	-	-	-	-
Hnat Domenichelli	HFD	13	2	1	3	7	-	-	-	-
	CGY	10	1	2	3	2	-	-	-	-
	TOTAL	23	3	3	6	9	-	-	-	-
James Patrick	19	3	1	4	6	-	-	-	-	-
Dale McTavish	9	1	2	3	2	-	-	-	-	-
Trevor Kidd	55	0	2	2	16	-	-	-	-	-
Sami Helenius	3	0	1	1	0	-	-	-	-	-
Sasha Lakovic	19	0	1	1	54	-	-	-	-	-
Paxton Schulte	1	0	0	0	2	-	-	-	-	-
Zarley Zalapski	2	0	0	0	0	-	-	-	-	-
Marty Murray	2	0	0	0	4	-	-	-	-	-
Marko Jantunen	3	0	0	0	0	-	-	-	-	-
Rick Tabaracci	7	0	0	0	0	-	-	-	-	-
Jamie Allison	20	0	0	0	35	-	-	-	-	-
Dwayne Roloson	31	0	0	0	2	-	-	-	-	-
BENCH	-	-	-	-	16	-	-	-	-	-
TRADED PLAYERS	170	23	42	65	201	-	-	-	-	-
TOTAL	82	241	383	624	1524	-	-	-	-	-

REGULAR SEASON

MOST POINTS:

Theoren Fleury, 67

MOST GOALS:

Theoren Fleury, 29

MOST ASSISTS:

Theoren Fleury, 38

MOST PENALTY MINUTES:

Todd Simpson, 208

MOST WINS GOALIE:

Trevor Kidd, 21

TROPHIES AND AWARDS

RALPH T. SCURFIELD HUMANITARIAN AWARD

Mike Sullivan

MOLSON CUP

Trevor Kidd

NHL ROOKIE ALL-STAR

Jarome Iginla

GOALTENDER	GP	MP	GA	GAA	W-L-OTL	SO	EN	GP	MP	GA	GAA	W-L	SO	EN
Rick Tabaracci	7	361	14	2.33	2-4-0	1	0	-	-	-	-	-	-	-
Trevor Kidd	55	2979	141	2.84	21-23-6	4	4	-	-	-	-	-	-	-
Dwayne Roloson	31	1618	78	2.89	9-14-3	1	2	-	-	-	-	-	-	-
TOTAL	82	4958	233	2.82	32-41-9	6	6	-	-	-	-	-	-	-

1995-96

Pierre Page returns to Calgary | Roberts wins Masterton Trophy

COACH	REGULAR SEASON						PLAYOFFS					
	GP	W	L	T	PTS	GF	GA	GP	W	L	GF	GA
Pierre Page	82	34	37	11	79	241	240	4	0	4	7	16

Regular Season: Tied 2nd Pacific Division, tied 15th overall. Playoffs: Western Conference Quarter-Finals — lost series to Chicago 4-0.

PLAYER	REGULAR SEASON					PLAYOFFS					
	GP	G	A	PTS	PIM	GP	G	A	PTS	PIM	
Theoren Fleury	80	46	50	96	112	4	2	1	3	14	
German Titov	82	28	39	67	24	4	0	2	2	0	
Michael Nylander	73	17	38	55	20	4	0	0	0	0	
Phil Housley	59	16	36	52	22	-	-	-	-	-	
Gary Roberts	35	22	20	42	78	-	-	-	-	-	
Cory Stillman	74	16	19	35	41	2	1	1	2	0	
James Patrick	80	3	32	35	30	4	0	0	0	2	
Steve Chiasson	76	8	25	33	62	4	2	1	3	0	
Zarley Zalapski	80	12	17	29	115	4	0	1	1	10	
Mike Sullivan	81	9	12	21	24	4	0	0	0	0	
Corey Millen	DAL	13	3	4	7	8	-	-	-	-	
	CGY	31	4	10	14	10	-	-	-	-	
TOTAL		44	7	14	21	18	-	-	-	-	
Sandy McCarthy	75	9	7	16	173	4	0	0	0	10	
Pavel Torgaev	41	6	10	16	14	1	0	0	0	0	
Ron Stern	52	10	5	15	111	4	0	2	2	8	
Paul Kruse	75	3	12	15	145	3	0	0	0	4	
Dean Evason	67	7	7	14	38	3	0	1	1	0	
Bob Sweeney	NYI	66	6	6	12	59	-	-	-	-	
	CGY	6	1	1	2	6	2	0	0	0	
TOTAL		72	7	7	14	65	2	0	0	0	
Tommy Albelin	NJD	53	1	12	13	14	-	-	-	-	
	CGY	20	0	1	1	4	4	0	0	0	
TOTAL		73	1	13	14	18	4	0	0	0	
Jocelyn Lemieux	HFD	29	1	2	3	31	-	-	-	-	
	NJD	18	0	1	1	4	-	-	-	-	
	CGY	20	4	4	8	10	4	0	0	0	
TOTAL		67	5	7	12	45	4	0	0	0	
Jamie Huscroft	70	3	9	12	162	4	0	1	1	4	
Sheldon Kennedy	41	3	7	10	36	3	1	0	1	2	
Claude Lapointe	COL	3	0	0	0	0	-	-	-	-	
	CGY	32	4	5	9	20	2	0	0	0	
TOTAL		35	4	5	9	20	2	0	0	0	
Ed Ward	41	3	5	8	44	-	-	-	-	-	
Marty Murray	15	3	3	6	0	-	-	-	-	-	
Yves Sarault	MTL	14	0	0	0	4	-	-	-	-	
	CGY	11	2	1	3	4	-	-	-	-	
TOTAL		25	2	1	3	8	-	-	-	-	
Trent Yawney	69	0	3	3	88	4	0	0	0	2	
Kevin Dahl	32	1	1	2	26	1	0	0	0	0	
Rick Tabaracci	43	0	2	2	8	3	0	0	0	4	
Trevor Kidd	47	0	2	2	4	2	0	0	0	0	
Ladislav Kohn	5	1	0	1	2	-	-	-	-	-	
Craig Ferguson	CGY	8	0	0	0	4	-	-	-	-	
	MTL	10	1	0	1	2	-	-	-	-	
TOTAL		18	1	0	1	6	-	-	-	-	
Jarrod Skalde	1	0	0	0	0	-	-	-	-	-	
Niklas Sundblad	2	0	0	0	0	-	-	-	-	-	
Todd Hlushko	4	0	0	0	6	-	-	-	-	-	
Joel Bouchard	4	0	0	0	4	-	-	-	-	-	
Vesa Viitakoski	5	0	0	0	2	-	-	-	-	-	
Todd Simpson	6	0	0	0	32	-	-	-	-	-	
Pat Conacher	7	0	0	0	0	-	-	-	-	-	
Cale Hulse	NJD	8	0	0	0	15	-	-	-	-	
	CGY	3	0	0	0	5	1	0	0	0	
TOTAL		11	0	0	0	20	1	0	0	0	
Dan Keczmer	13	0	0	0	14	-	-	-	-	-	
Jarome Iginla	-	-	-	-	-	2	1	1	2	0	
BENCH	-	-	-	-	24	-	-	-	-	-	
TOTAL		82	241	383	624	1524	4	7	11	18	60

GOALTENDER	GP	MP	GA	GAA	W-L-OTL	SO	EN	GP	MP	GA	GAA	W-L	SO	EN
Trevor Kidd	47	2570	119	2.78	15-21-8	3	2	2	83	9	6.51	0-1	0	0
Rick Tabaracci	43	2391	117	2.94	19-16-3	3	2	3	204	7	2.06	0-3	0	0
TOTAL	82	4984	240	2.89	34-37-11	6	4	4	290	16	3.31	0-4	0	0

REGULAR SEASON

MOST POINTS:

Theoren Fleury, 96

MOST GOALS:

Theoren Fleury, 46

MOST ASSISTS:

Theoren Fleury, 50

MOST PENALTY MINUTES:

Sandy McCarthy, 173

MOST WINS GOALIE:

Rick Tabaracci, 19

PLAYOFFS

MOST POINTS:

Steve Chiasson, 3

Theoren Fleury, 3

MOST GOALS:

Steve Chiasson, 2

Theoren Fleury, 2

MOST ASSISTS:

Ron Stern, 2

German Titov, 2

MOST PENALTY MINUTES:

Theoren Fleury, 14

TROPHIES AND AWARDS

RALPH T. SCURFIELD HUMANITARIAN AWARD

Gary Roberts

BILL MASTERTON TROPHY

Gary Roberts

MOLSON CUP

Theoren Fleury

1994-95

Flames win second consecutive Pacific Division title

COACH	REGULAR SEASON						PLAYOFFS					
	GP	W	L	T	PTS	GF	GA	GP	W	L	GF	GA
Pierre Page	48	24	17	7	55	163	135	7	3	4	35	26

Regular Season: 1st Pacific Division, 7th overall. Playoffs: Western Conference Quarter-Finals — lost series to San Jose 4-3.

PLAYER	REGULAR SEASON					PLAYOFFS				
	GP	G	A	PTS	PIM	GP	G	A	PTS	PIM
Theoren Fleury	47	29	29	58	112	7	7	7	14	2
Joe Nieuwendyk	46	21	29	50	33	5	4	3	7	0
Phil Housley	43	8	35	43	18	7	0	9	9	0
Robert Reichel	48	18	17	35	28	7	2	4	6	4
Zarley Zalapski	48	4	24	28	46	7	0	4	4	4
Steve Chiasson	45	2	23	25	39	7	1	2	3	9
German Titov	40	12	12	24	16	7	5	3	8	10
Joel Otto	47	8	13	21	130	7	0	3	3	2
Wes Walz	39	6	12	18	11	1	0	0	0	0
Paul Kruse	45	11	5	16	141	7	4	2	6	10
Sheldon Kennedy	30	7	8	15	45	7	3	1	4	16
Ron Stern	39	9	4	13	163	7	3	1	4	8
Kevin Dahl	34	4	8	12	38	3	0	0	0	0
Kelly Kisio	12	7	4	11	6	7	3	2	5	19
Mike Sullivan	38	4	7	11	14	7	3	5	8	2
Nikolia Borschevsky	TOR	19	0	5	5	0	-	-	-	-
	CGY	8	0	5	5	0	-	-	-	-
	TOTAL	27	0	10	10	0	-	-	-	-
James Patrick	43	0	10	10	14	5	0	1	1	0
Sandy McCarthy	37	5	3	8	101	6	0	1	1	17
Len Esau	EDM	14	0	6	6	15	-	-	-	-
	CGY	1	0	0	0	0	-	-	-	-
	TOTAL	15	0	6	6	15	-	-	-	-
Dan Keczer	28	2	3	5	10	7	0	1	1	2
Alan May	DAL	27	1	1	2	106	-	-	-	-
	CGY	7	1	2	3	13	-	-	-	-
	TOTAL	34	2	3	5	119	-	-	-	-
Frank Musil	35	0	5	5	61	5	0	1	1	0
Gary Roberts	8	2	2	4	43	-	-	-	-	-
Vesa Viitakoski	10	1	2	3	6	-	-	-	-	-
Ed Ward	2	1	1	2	2	-	-	-	-	-
Mark Greig	8	1	1	2	2	-	-	-	-	-
Cory Stillman	10	0	2	2	2	-	-	-	-	-
Rick Tabaracci	13	0	2	2	2	-	-	-	-	-
Trent Yawney	37	0	2	2	108	2	0	0	0	2
Todd Hlushko	2	0	1	1	2	1	0	0	0	2
Jim Peplinski	6	0	1	1	11	-	-	-	-	-
Michael Nylander	6	0	1	1	2	6	0	6	6	2
Trevor Kidd	43	0	1	1	2	-	-	-	-	-
Steve Konroyd	1	0	0	0	0	-	-	-	-	-
Jason Muzzatti	1	0	0	0	0	-	-	-	-	-
Jamie Allison	1	0	0	0	0	-	-	-	-	-
Joel Bouchard	2	0	0	0	0	-	-	-	-	-
Neil Eisenhut	3	0	0	0	0	-	-	-	-	-
Barry Nieckar	3	0	0	0	12	-	-	-	-	-
Scott Morrow	4	0	0	0	0	-	-	-	-	-
Andrei Trefilov	6	0	0	0	0	-	-	-	-	-
TOTAL	48	163	274	437	1233	7	35	56	91	111

GOALTENDER	GP	MP	GA	GAA	W-L-OTL	SO	EN	GP	MP	GA	GAA	W-L	SO	EN	
Jason Muzzatti	1	10	0	0.00	0-0-0	0	0	-	-	-	-	-	-	-	
Rick Tabaracci	WSH	8	394	16	2.44	1-3-2	0	0	-	-	-	-	-	-	
	CGY	5	202	5	1.49	2-0-1	0	0	1	19	0	0.00	0-0	0	0
	TOTAL	13	596	21	2.11	3-3-3	0	0	1	19	0	0.00	0-0	0	0
Trevor Kidd	43	2463	107	2.61	22-14-6	3	4	7	434	26	3.59	3-4	1	0	
Andrei Trefilov	6	236	16	4.07	0-3-0	0	3	-	-	-	-	-	-	-	
TOTAL	82	4990	234	2.81	30-40-12	2	7	7	454	26	3.44	3-4	1	0	

REGULAR SEASON

MOST POINTS:

Theoren Fleury, 58

MOST GOALS:

Theoren Fleury, 29

MOST ASSISTS:

Phil Housley, 35

MOST PENALTY MINUTES:

Ron Stern, 163

MOST WINS GOALIE:

Trevor Kidd, 22

PLAYOFFS

MOST POINTS:

Theoren Fleury, 14

MOST GOALS:

Theoren Fleury, 7

MOST ASSISTS:

Phil Housley, 9

MOST PENALTY MINUTES:

Kelly Kisio, 19

MOST WINS GOALIE:

Trevor Kidd, 3

TROPHIES AND AWARDS

KING CLANCY AWARD

Joe Nieuwendyk

MOLSON CUP

Trevor Kidd

NHL 2ND ALL-STAR

Theoren Fleury

1993-94

Flames capture their first Pacific Division title

COACH	REGULAR SEASON								PLAYOFFS				
	GP	W	L	T	PTS	GF	GA	GP	W	L	GF	GA	
Dave King	84	42	29	13	97	302	256	7	3	4	20	23	

Regular Season: 1st Pacific Division, tied 6th overall. Playoffs: Western Conference Quarter-Finals — lost series to Vancouver 4-3.

PLAYER	REGULAR SEASON					PLAYOFFS				
	GP	G	A	PTS	PIM	GP	G	A	PTS	PIM
Robert Reichel	84	40	53	93	58	7	0	5	5	0
Theoren Fleury	83	40	45	85	186	7	6	4	10	5
Gary Roberts	71	41	43	84	145	7	2	6	8	24
Al MacInnis	75	28	54	82	95	7	2	6	8	12
Joe Nieuwendyk	64	36	39	75	51	6	2	2	4	0
Michael Nylander	HFD	58	11	33	44	24	-	-	-	-
	CGY	15	2	9	11	6	3	0	0	0
	TOTAL	73	13	42	55	30	3	0	0	0
Zarley Zalapski	HFD	56	7	30	37	56	-	-	-	-
	CGY	13	3	7	10	18	7	0	3	3
	TOTAL	69	10	37	47	74	7	0	3	3
German Titov	76	27	18	45	28	7	2	1	3	4
Wes Walz	53	11	27	38	16	6	3	0	3	2
James Patrick	NYR	6	0	3	3	2	-	-	-	-
	HFD	47	8	20	28	32	-	-	-	-
	CGY	15	2	2	4	6	7	0	1	1
	TOTAL	68	10	25	35	40	7	0	1	1
Kelly Kisio	51	7	23	30	28	7	0	2	2	8
Ron Stern	71	9	20	29	243	7	2	0	2	12
Paul Ranheim	67	10	14	24	20	-	-	-	-	-
Joel Otto	81	11	12	23	92	3	0	1	1	4
Michel Petit	63	2	21	23	110	-	-	-	-	-
Dan Keczer	HFD	12	0	1	1	12	-	-	-	-
	CGY	57	1	20	21	48	3	0	0	0
	TOTAL	69	1	21	22	60	3	0	0	0
Trent Yawney	58	6	15	21	60	7	0	0	0	16
Gary Suter	25	4	9	13	20	-	-	-	-	-
Ted Drury	34	5	7	12	26	-	-	-	-	-
Chris Dahlquist	77	1	11	12	52	1	0	0	0	0
Paul Kruse	68	3	8	11	185	7	0	0	0	14
Sandy McCarthy	79	5	5	10	173	7	0	0	0	34
Mike Sullivan	SJS	26	2	2	4	4	-	-	-	-
	CGY	19	2	3	5	6	7	1	1	2
	TOTAL	45	4	5	9	10	7	1	1	2
Frank Musil	75	1	8	9	50	7	0	1	1	4
Brad Schlegel	26	1	6	7	4	-	-	-	-	-
Guy Larose	TOR	10	1	2	3	10	-	-	-	-
	CGY	7	0	1	1	4	-	-	-	-
	TOTAL	17	1	3	4	14	-	-	-	-
Trevor Kidd	31	0	4	4	4	-	-	-	-	-
Vesa Viitakoski	8	1	2	3	0	-	-	-	-	-
Len Esau	6	0	3	3	7	-	-	-	-	-
Kevin Dahl	33	0	3	3	23	6	0	0	0	4
Greg Paslawski	15	2	0	2	2	-	-	-	-	-
David Haas	2	1	1	2	7	-	-	-	-	-
Brad Miller	8	0	1	1	14	-	-	-	-	-
Lee Norwood	16	0	1	1	16	-	-	-	-	-
Jason Muzzatti	1	0	0	0	0	-	-	-	-	-
Jeff Reese	1	0	0	0	0	-	-	-	-	-
Mark Freer	2	0	0	0	4	-	-	-	-	-
Peter Ahola	2	0	0	0	0	-	-	-	-	-
David Struch	4	0	0	0	4	-	-	-	-	-
Kevin Wortman	5	0	0	0	2	-	-	-	-	-
Andrei Trefilov	11	0	0	0	4	-	-	-	-	-
Mike Vernon	48	0	0	0	14	7	0	0	0	2
BENCH	-	-	-	-	16	-	-	-	-	-
TOTAL	84	302	495	797	1847	7	20	33	53	173

GOALTENDER	GP	MP	GA	GAA	W-L-OTL	SO	EN	GP	MP	GA	GAA	W-L	SO	EN
Andrei Trefilov	11	623	26	2.50	3-4-2	2	1	-	-	-	-	-	-	-
Michael Vernon	48	2798	131	2.81	26-17-5	3	4	7	466	23	2.96	3-4	0	0
Trevor Kidd	31	1614	85	3.16	13-7-6	-	-	-	-	-	-	-	-	-
Jeff Reese	1	13	1	4.62	0-0-0	-	-	-	-	-	-	-	-	-
Jason Muzzatti	1	60	8	8.00	0-1-0	-	-	-	-	-	-	-	-	-
TOTAL	84	5124	256	3.00	42-29-13	5	5	7	466	23	2.96	3-4	0	0

REGULAR SEASON

MOST POINTS:
Robert Reichel, 93

MOST GOALS:
Gary Roberts, 41

MOST ASSISTS:
Al MacInnis, 54

MOST PENALTY MINUTES:
Ron Stern, 243

MOST WINS GOALIE:
Mike Vernon, 26

PLAYOFFS

MOST POINTS:
Theoren Fleury, 10

MOST GOALS:
Theoren Fleury, 6

MOST ASSISTS:
Al MacInnis, 6
Gary Roberts, 6

MOST PENALTY MINUTES:
Sandy McCarthy, 34

MOST WINS GOALIE:
Mike Vernon, 3

TROPHIES AND AWARDS

RALPH T. SCURFIELD HUMANITARIAN AWARD
Al MacInnis

MOLSON CUP
Joe Nieuwendyk

1992-93

Fluey records 100 points

COACH	REGULAR SEASON							PLAYOFFS				
	GP	W	L	T	PTS	GF	GA	GP	W	L	GF	GA
Dave King	84	43	30	11	97	322	282	6	2	4	28	33

Regular Season: 2nd Smythe Division, 9th overall. Playoffs: Smythe Division Semi-Finals — lost series to Los Angeles 4-2.

PLAYER	REGULAR SEASON					PLAYOFFS					
	GP	G	A	PTS	PIM	GP	G	A	PTS	PIM	
Theoren Fleury	83	34	66	100	88	6	5	7	12	27	
Robert Reichel	80	40	48	88	54	6	2	4	6	2	
Gary Suter	81	23	58	81	112	6	2	3	5	8	
Gary Roberts	58	38	41	79	172	5	1	6	7	43	
Joe Nieuwendyk	79	38	37	75	52	6	3	6	9	10	
Sergei Makarov	71	18	39	57	40	-	-	-	-	-	
Al MacInnis	50	11	43	54	61	1	1	6	7	10	
Joel Otto	75	19	33	52	150	6	4	2	6	4	
Paul Ranheim	83	21	22	43	26	6	0	1	1	0	
Greg Paslawski	PHI	60	14	19	33	12	-	-	-	-	
	CGY	13	4	5	9	0	6	3	0	3	0
	TOTAL	73	18	24	42	12	6	3	0	3	0
Ron Stern	70	10	15	25	207	6	0	0	0	43	
Brent Ashton	BOS	26	2	2	4	11	-	-	-	-	-
	CGY	32	8	11	19	41	6	0	3	3	2
	TOTAL	58	10	13	23	52	6	0	3	3	2
Chris Lindberg	62	9	12	21	18	2	0	1	1	2	
Roger Johansson	77	4	16	20	62	5	0	1	1	2	
Trent Yawney	63	1	16	17	67	6	3	2	5	6	
Frank Musil	80	6	10	16	131	6	1	1	2	7	
Gary Leeman	30	9	5	14	10	-	-	-	-	-	
Brian Skrudland	MTL	23	5	3	8	55	-	-	-	-	
	CGY	16	2	4	6	10	6	0	3	3	12
	TOTAL	39	7	7	14	65	6	0	3	3	12
Craig Berube	77	4	8	12	209	6	0	0	1	21	
Michel Petit	35	3	9	12	54	-	-	-	-	-	
Carey Wilson	22	4	7	11	8	-	-	-	-	-	
Kevin Dahl	61	2	9	11	56	6	0	2	2	8	
Chris Dahlquist	74	3	7	10	66	6	3	1	4	4	
Alexander Godnynyuk	27	3	4	7	19	-	-	-	-	-	
C.J. Young	28	3	2	5	20	-	-	-	-	-	
Todd Harkins	15	2	3	5	22	-	-	-	-	-	
Paul Kruse	27	2	3	5	41	-	-	-	-	-	
Jeff Reese	26	0	4	4	4	4	0	0	0	0	
Greg Smyth	35	1	2	3	95	-	-	-	-	-	
Tomas Forslund	6	0	2	2	0	-	-	-	-	-	
Michael Vernon	64	0	2	2	42	4	0	0	0	2	
Patrick Lebeau	1	0	0	0	0	-	-	-	-	-	
Shawn Heaphy	1	0	0	0	0	-	-	-	-	-	
Andrei Trefilov	1	0	0	0	2	-	-	-	-	-	
BENCH	-	-	-	-	12	-	-	-	-	-	
TOTAL	84	322	543	865	1951	6	28	50	78	213	

GOALTENDER	GP	MP	GA	GAA	W-L-OTL	SO	EN	GP	MP	GA	GAA	W-L	SO	EN
Jeff Reese	26	1311	70	3.20	14-4-1	1	0	4	209	17	4.88	1-3	1	0
Michael Vernon	64	3732	203	3.026	29-26-9	2	4	4	150	14	6.00	1-1	0	0
Andrei Trefilov	1	65	5	4.62	0-0-1	0	0	-	-	-	-	-	-	-
TOTAL	84	5119	282	3.31	43-30-11	3	4	6	359	32	140	2-4	1	0

REGULAR SEASON

MOST POINTS:

Theoren Fleury, 100

MOST GOALS:

Robert Reichel, 40

MOST ASSISTS:

Theoren Fleury, 66

MOST PENALTY MINUTES:

Craig Berube, 209

MOST WINS GOALIE:

Mike Vernon, 29

PLAYOFFS

MOST POINTS:

Theoren Fleury, 12

MOST GOALS:

Theoren Fleury, 5

MOST ASSISTS:

Theoren Fleury, 7

MOST PENALTY MINUTES:

Gary Roberts, 43

Ron Stern, 43

MOST WINS GOALIE:

Mike Vernon, 1

Jeff Reese, 1

TROPHIES AND AWARDS

RALPH T. SCURFIELD HUMANITARIAN AWARD

Joel Otto

MOLSON CUP

Theoren Fleury

1991-92

Roberts scores 53 goals, the second highest in team history

COACH	REGULAR SEASON								PLAYOFFS				
	GP	W	L	T	PTS	GF	GA	GP	W	L	GF	GA	
Doug Risebrough/Guy Charron	80	31	37	12	74	296	305	-	-	-	-	-	

Regular Season: 5th Smythe Division, tied 17th overall.

PLAYER	REGULAR SEASON					PLAYOFFS				
	GP	G	A	PTS	PIM	GP	G	A	PTS	PIM
Gary Roberts	76	53	37	90	207	-	-	-	-	-
Al MacInnis	72	20	57	77	83	-	-	-	-	-
Theoren Fleury	80	33	40	73	133	-	-	-	-	-
Sergei Makarov	68	22	48	70	60	-	-	-	-	-
Joe Nieuwendyk	69	22	34	56	55	-	-	-	-	-
Gary Suter	70	12	43	55	128	-	-	-	-	-
Robert Reichel	77	20	34	54	32	-	-	-	-	-
Paul Ranheim	80	23	20	43	32	-	-	-	-	-
Doug Gilmour	38	11	27	38	46	-	-	-	-	-
Joel Otto	78	13	21	34	161	-	-	-	-	-
Gary Leeman	TOR	34	7	13	20	44	-	-	-	-
	CGY	29	2	7	9	27	-	-	-	-
	TOTAL	63	9	20	29	71	-	-	-	-
Michel Petit	TOR	34	1	13	14	85	-	-	-	-
	CGY	36	3	10	13	79	-	-	-	-
	TOTAL	70	4	23	27	164	-	-	-	-
Carey Wilson	42	11	12	23	37	-	-	-	-	-
Ron Stern	72	13	9	22	338	-	-	-	-	-
Marc Habscheid	46	7	11	18	42	-	-	-	-	-
Craig Berube	TOR	40	5	7	12	109	-	-	-	-
	CGY	36	1	4	5	155	-	-	-	-
	TOTAL	76	6	11	17	264	-	-	-	-
Tomas Forslund	38	5	9	14	12	-	-	-	-	-
Jamie Macoun	37	2	12	14	53	-	-	-	-	-
Trent Yawney	47	4	9	13	45	-	-	-	-	-
Nevin Markwart	BOS	18	3	6	9	44	-	-	-	-
	CGY	10	2	1	3	25	-	-	-	-
	TOTAL	28	5	7	12	69	-	-	-	-
Frank Musil	78	4	8	12	103	-	-	-	-	-
Alexander Godyniuk	TOR	31	3	6	9	59	-	-	-	-
	CGY	6	0	1	1	4	-	-	-	-
	TOTAL	37	3	7	10	63	-	-	-	-
Mark Osiecki	50	2	7	9	24	-	-	-	-	-
Chris Lindberg	17	2	5	7	17	-	-	-	-	-
Mike Vernon	63	0	7	7	8	-	-	-	-	-
Ric Nattress	18	0	5	5	31	-	-	-	-	-
Paul Kruse	16	3	1	4	65	-	-	-	-	-
Martin Simard	21	1	3	4	119	-	-	-	-	-
Tim Hunter	30	1	3	4	167	-	-	-	-	-
Greg Smyth	QUE	29	0	2	2	138	-	-	-	-
	CGY	7	1	1	2	15	-	-	-	-
	TOTAL	36	1	3	4	153	-	-	-	-
Tim Sweeney	11	1	2	3	4	-	-	-	-	-
Neil Sheehy	35	1	2	3	119	-	-	-	-	-
Stephane Matteau	4	1	0	1	19	-	-	-	-	-
Richard Zemlak	5	0	1	1	42	-	-	-	-	-
Jeff Reese	TOR	8	0	0	0	0	-	-	-	-
	CGY	12	0	1	1	12	-	-	-	-
	TOTAL	20	0	1	1	12	-	-	-	-
Jim Kyte	21	0	1	1	107	-	-	-	-	-
Darryl Olsen	1	0	0	0	0	-	-	-	-	-
Scott Sharples	1	0	0	0	0	-	-	-	-	-
Trevor Kidd	2	0	0	0	0	-	-	-	-	-
Kevan Guy	3	0	0	0	2	-	-	-	-	-
Todd Harkins	5	0	0	0	7	-	-	-	-	-
Rick Wamsley	9	0	0	0	0	-	-	-	-	-
Rich Chernomaz	11	0	0	0	6	-	-	-	-	-
BENCH	-	-	-	-	20	-	-	-	-	-
TOTAL	80	296	493	789	2643	-	-	-	-	-

GOALTENDER	GP	MP	GA	GAA	W-L-OTL	SO	EN	GP	MP	GA	GAA	W-L	SO	EN
Mike Vernon	63	3640	217	3.58	24-30-9	2	4	-	-	-	-	-	-	-
Scott Sharples	1	65	4	3.69	0-0-1	0	0	-	-	-	-	-	-	-
Jeff Reese	TOR	8	413	20	2.91	1-5-1	0	0	-	-	-	-	-	-
	CGY	12	587	37	3.78	3-2-2	1	0	-	-	-	-	-	-
	TOTAL	20	1000	57	3.42	4-7-3	1	0	-	-	-	-	-	-
Trevor Kidd	2	120	8	4.00	1-1-0	0	0	-	-	-	-	-	-	-
Rick Wamsley	9	457	34	4.46	3-4-0	0	0	-	-	-	-	-	-	-
TOTAL	80	6292	305	3.75	31-37-12	3	4	-	-	-	-	-	-	-

REGULAR SEASON

MOST POINTS:

Gary Roberts, 90

MOST GOALS:

Gary Roberts, 53

MOST ASSISTS:

Al MacInnis, 57

MOST PENALTY MINUTES:

Ron Stern, 338

MOST WINS GOALIE:

Mike Vernon, 24

TROPHIES AND AWARDS

RALPH T. SCURFIELD HUMANITARIAN AWARD

Bob Johnson

MOLSON CUP

Mike Vernon

1990-91

Flury scores 51 goals | MacInnis named 1st Team All-Star

COACH	REGULAR SEASON						PLAYOFFS					
	GP	W	L	T	PTS	GF	GA	GP	W	L	GF	GA
Doug Risebrough	80	46	26	8	100	344	263	7	3	4	20	22

Regular Season: 2nd Smythe Division, tied 4th overall. Playoffs: Smythe Division Semi-Finals — lost series to Edmonton 4-3.

PLAYER	REGULAR SEASON					PLAYOFFS				
	GP	G	A	PTS	PIM	GP	G	A	PTS	PIM
Theoren Fleury	79	51	53	104	136	7	2	5	7	14
Al MacInnis	78	28	75	103	90	7	2	3	5	8
Joe Nieuwendyk	79	45	40	85	36	7	4	1	5	10
Doug Gilmour	78	20	61	81	144	7	1	1	2	0
Sergei Makarov	78	30	49	79	44	3	1	0	1	0
Gary Suter	79	12	58	70	102	7	1	6	7	12
Gary Roberts	80	22	31	53	252	7	1	3	4	18
Robert Reichel	66	19	22	41	22	6	1	1	2	0
Joel Otto	76	19	20	39	183	7	1	2	3	8
Paul Fenton	WPG	17	4	4	8	18	-	-	-	-
	TOR	30	5	10	15	0	-	-	-	-
	CGY	31	5	7	12	10	5	0	0	2
	TOTAL	78	14	21	35	28	5	0	0	2
Stephane Matteau	78	15	19	34	93	5	0	1	1	0
Paul Ranheim	39	14	16	30	4	7	2	2	4	0
Carey Wilson	HFD	45	8	15	23	16	-	-	-	-
	CGY	12	3	3	6	2	7	2	2	4
	TOTAL	57	11	18	29	18	7	2	2	4
Brian MacLellan	57	13	14	27	55	1	0	0	0	0
Mark Hunter	57	10	15	25	125	-	-	-	-	-
Frank Musil	MIN	8	0	2	2	23	7	0	0	0
	CGY	67	7	14	12	160	-	-	-	-
	TOTAL	75	7	16	23	183	-	-	-	-
Jamie Macoun	79	7	15	22	84	7	0	1	1	4
Ric Nattress	58	5	13	18	63	7	1	0	1	2
Roger Johansson	38	4	13	17	47	-	-	-	-	-
Tim Sweeney	42	7	9	16	8	-	-	-	-	-
Ron Stern	VAN	31	2	3	5	171	-	-	-	-
	CGY	13	1	3	4	69	7	1	3	4
	TOTAL	44	3	6	9	240	7	1	3	4
Jim Kyte	PIT	1	0	0	0	2	-	-	-	-
	CGY	42	0	9	9	153	7	0	0	0
	TOTAL	43	0	9	9	155	7	0	0	0
Tim Hunter	34	5	2	7	143	7	0	0	0	10
Sergei Priakin	24	1	6	7	0	-	-	-	-	-
Kevin Guy	VAN	39	1	6	7	39	-	-	-	-
	CGY	4	0	0	0	4	-	-	-	-
	TOTAL	43	1	6	7	43	-	-	-	-
Ken Sabourin	16	1	3	4	36	-	-	-	-	-
Mike Vernon	54	0	4	4	8	7	0	0	0	0
Jiri Hrdina	14	0	3	3	4	-	-	-	-	-
Martin Simard	16	0	2	2	53	-	-	-	-	-
Dana Murzyn	19	0	2	2	30	-	-	-	-	-
Rick Lessard	1	0	1	1	0	-	-	-	-	-
Rick Wamsley	29	0	1	1	0	1	0	0	0	0
Steve Guenette	1	0	0	0	0	-	-	-	-	-
Paul Kruse	1	0	0	0	7	-	-	-	-	-
Marc Bureau	5	0	0	0	2	-	-	-	-	-
Colin Patterson	-	-	-	-	-	1	0	0	0	0
BENCH	-	-	-	-	28	-	-	-	-	4
TOTAL	80	344	583	927	2201	7	20	31	51	123

GOALTENDER	GP	MP	GA	GAA	W-L-OTL	SO	EN	GP	MP	GA	GAA	W-L	SO	EN
Rick Wamsley	29	1670	85	3.05	14-7-5	0	0	1	2	1	30.00	0-0	0	0
Mike Vernon	54	3121	172	3.31	31-19-3	1	2	7	427	21	2.95	3-4	0	0
Steve Guenette	1	60	4	4.00	1-0-0	0	0	-	-	-	-	-	-	-
TOTAL	80	4859	263	3.25	46-26-8	1	2	6	430	22	3.07	3-4	0	0

REGULAR SEASON

- MOST POINTS:**
Theoren Fleury, 104
- MOST GOALS:**
Theoren Fleury, 51
- MOST ASSISTS:**
Al MacInnis, 75
- MOST PENALTY MINUTES:**
Gary Roberts, 252
- MOST WINS GOALIE:**
Mike Vernon, 31

PLAYOFFS

- MOST POINTS:**
Theoren Fleury, 7
Gary Suter, 7
- MOST GOALS:**
Joe Nieuwendyk, 4
- MOST ASSISTS:**
Gary Suter, 6
- MOST PENALTY MINUTES:**
Gary Roberts, 18
- MOST WINS GOALIE:**
Mike Vernon, 3
- OVERTIME GOALS:**
Theoren Fleury, 1

TROPHIES AND AWARDS

- RALPH T. SCURFIELD HUMANITARIAN AWARD**
Jamie Macoun
- MOLSON CUP**
Theoren Fleury
- NHL 1ST ALL-STAR**
Al MacInnis

1989-90

Flames first Smythe Division Title | MacInnis named to All-Star team

COACH	REGULAR SEASON						PLAYOFFS					
	GP	W	L	T	PTS	GF	GA	GP	W	L	GF	GA
Terry Crisp	80	42	23	15	99	348	265	6	2	4	24	29

Regular Season: 1st Smythe Division, 2nd overall. Playoffs: Smythe Division Semi-Finals — lost series to Los Angeles 4-2.

PLAYER	REGULAR SEASON					PLAYOFFS					
	GP	G	A	PTS	PIM	GP	G	A	PTS	PIM	
Joe Nieuwendyk	79	45	50	95	40	6	4	6	10	4	
Doug Gilmour	78	24	67	91	54	6	3	1	4	8	
Al MacInnis	79	28	62	90	82	6	2	3	5	8	
Sergei Makarov	80	24	62	86	55	6	0	6	6	3	
Gary Suter	76	16	60	76	97	6	0	1	1	12	
Gary Roberts	78	39	33	72	222	6	2	5	7	41	
Joe Mullen	78	36	33	69	24	6	3	0	3	0	
Theoren Fleury	80	31	35	66	157	6	2	3	5	10	
Paul Ranheim	80	26	28	54	23	6	1	3	4	2	
Brian MacLellan	65	20	18	38	26	6	0	2	2	8	
Jamie Macoun	78	8	27	35	70	6	0	3	3	10	
Joel Otto	75	13	20	33	116	6	2	2	4	2	
Jiri Hrdina	64	12	18	30	31	6	0	1	1	2	
Dana Murzyn	78	7	13	20	140	6	2	2	4	2	
Brad McCrimmon	79	4	15	19	78	6	0	2	2	8	
Ric Nattress	49	1	14	15	26	6	2	0	2	8	
Colin Patterson	61	5	3	8	20	-	-	-	-	-	
Jonas Bergqvist	22	2	5	7	10	-	-	-	-	-	
Jim Korn	NJD	37	2	3	5	99	-	-	-	-	-
	CGY	9	0	2	2	26	4	1	0	1	12
	TOTAL	46	2	5	7	125	4	1	0	1	12
Mark Hunter	10	2	3	5	39	-	-	-	-	-	
Tim Hunter	67	2	3	5	279	6	0	0	0	4	
Roger Johansson	35	0	5	5	48	-	-	-	-	-	
Sergei Priakin	20	2	2	4	0	2	0	0	0	0	
Mike Vernon	47	0	3	3	21	6	0	0	0	0	
Jim Peplinski	6	1	0	1	4	-	-	-	-	-	
Brian Glynn	1	0	0	0	0	-	-	-	-	-	
Steve Guenette	2	0	0	0	2	-	-	-	-	-	
Stu Grimson	3	0	0	0	17	-	-	-	-	-	
Marc Bureau	5	0	0	0	4	-	-	-	-	-	
Ken Sabourin	5	0	0	0	10	-	-	-	-	-	
Rick Wamsley	36	0	0	0	4	1	0	0	0	0	
BENCH	-	-	-	-	26	-	-	-	-	4	
TOTAL	80	348	581	929	1751	6	24	40	64	145	

REGULAR SEASON

- MOST POINTS:**
Joe Nieuwendyk, 95
- MOST GOALS:**
Joe Nieuwendyk, 45
- MOST ASSISTS:**
Doug Gilmour, 67
- MOST PENALTY MINUTES:**
Tim Hunter, 279
- MOST WINS GOALIE:**
Mike Vernon, 23

PLAYOFFS

- MOST POINTS:**
Joe Nieuwendyk, 10
- MOST GOALS:**
Joe Nieuwendyk, 4
- MOST ASSISTS:**
Joe Nieuwendyk, 6
Sergei Makarov, 6
- MOST PENALTY MINUTES:**
Gary Roberts, 41
- MOST WINS GOALIE:**
Mike Vernon, 2

TROPHIES AND AWARDS

- RALPH T. SCURFIELD HUMANITARIAN AWARD**
Tim Hunter
- CALDER MEMORIAL TROPHY**
Sergei Makarov
- MOLSON CUP**
Joe Nieuwendyk
- NHL 1ST ALL-STAR**
Al MacInnis

GOALTENDER	GP	MP	GA	GAA	W-L-OTL	SO	EN	GP	MP	GA	GAA	W-L	SO	EN
Mike Vernon	47	2795	146	3.13	23-14-9	1	2	6	342	19	3.33	2-3	3	1
Rick Wamsley	36	1969	107	3.26	18-8-6	0	0	1	49	9	11.02	0-1	0	0
Steve Guenette	2	119	8	4.03	1-1-0	0	0	-	-	-	-	-	-	-
TOTAL	80	4895	265	3.25	42-23-15	1	2	6	392	28	4.44	2-4	3	1

1988-89

Flames win their first Stanley Cup and second Presidents' Trophy

COACH	REGULAR SEASON						PLAYOFFS					
	GP	W	L	T	PTS	GF	GA	GP	W	L	GF	GA
Terry Crisp	80	54	17	9	117	354	226	22	16	6	82	55

Regular Season: 1st Smythe Division, 1st overall. Playoffs: Smythe Division Semi-Finals — defeated Vancouver 4-3; Smythe Division Finals — defeated Los Angeles 4-0; Campbell Conference Championships — defeated Chicago 4-1; Stanley Cup Championship — defeated Montreal 4-2.

PLAYER	REGULAR SEASON					PLAYOFFS					
	GP	G	A	PTS	PIM	GP	G	A	PTS	PIM	
Joe Mullen	79	51	59	110	16	21	16	8	24	4	
Hakan Loob	79	27	58	85	44	22	8	9	17	4	
Doug Gilmour	72	26	59	85	44	22	11	11	22	20	
Joe Nieuwendyk	77	51	31	82	40	22	10	4	14	10	
Al MacInnis	79	16	58	74	126	22	7	24	31	46	
Gary Suter	63	13	49	62	78	5	0	3	3	10	
Jiri Hrdina	70	22	32	54	26	4	0	0	0	0	
Joel Otto	72	23	30	53	213	22	6	13	19	46	
Brian MacLennan	MIN	60	16	23	39	104	-	-	-	-	-
	CGY	12	2	3	5	14	21	3	2	5	19
	TOTAL	72	18	26	44	118	21	3	2	5	19
Gary Roberts	71	22	16	38	250	22	5	7	12	57	
Colin Patterson	74	14	24	38	56	22	3	10	13	24	
Jim Peplinski	79	13	25	38	241	20	1	6	7	75	
Theoren Fleury	36	14	20	34	46	22	5	6	11	24	
Mark Hunter	66	22	8	30	194	10	2	2	4	23	
Jamie Macoun	72	8	19	27	76	22	3	6	9	30	
Brad McCrimmon	72	5	17	22	96	22	0	3	3	30	
Dana Murzyn	63	3	19	22	142	21	0	3	3	20	
Lanny McDonald	51	11	7	18	26	14	1	3	4	29	
Rob Ramage	68	3	13	16	156	20	1	11	12	26	
Tim Hunter	75	3	9	12	375*	19	0	4	4	32	
Ric Nattress	38	1	8	9	47	19	0	3	3	20	
Perry Berezan	35	4	4	8	23	-	-	-	-	-	
Michael Vernon	52	0	4	4	18	22	0	0	0	14	
Rick Lessard	6	0	1	1	2	-	-	-	-	-	
Ken Sabourin	6	0	1	1	26	1	0	0	0	0	
Brian Glynn	9	0	1	1	19	-	-	-	-	-	
Rick Wamsley	35	0	1	1	8	1	0	0	0	0	
Rich Chernomaz	1	0	0	0	0	-	-	-	-	-	
Stu Grimson	1	0	0	0	5	-	-	-	-	-	
Sergei Priakin	2	0	0	0	2	1	0	0	0	0	
Dave Reiersen	2	0	0	0	2	-	-	-	-	-	
Paul Ranheim	5	0	0	0	0	-	-	-	-	-	
Shane Churla	5	0	0	0	25	-	-	-	-	-	
BENCH	-	-	-	-	10	-	-	-	-	-	
TOTAL	80	354	576	930	2444	22	82	138	220	563	

*Flames franchise record.

GOALTENDER	GP	MP	GA	GAA	W-L-OTL	SO	EN	GP	MP	GA	GAA	W-L	SO	EN
Mike Vernon	52	2938	130	2.65	37-6-5	0	0	22	1381	52	2.26	16-5	3	1
Rick Wamsley	35	1927	95	2.96	17-11-4	2	1	1	20	2	6.00	0-1	0	0
Steve Guenette	-	-	-	-	-	-	-	-	-	-	-	-	-	-
TOTAL	80	4871	225	2.78	54-17-9	2	1	22	1401	54	2.36	16-6	3	1

REGULAR SEASON

MOST POINTS:

Joe Mullen, 110

MOST GOALS:

Joe Mullen, 51
Joe Nieuwendyk, 51

MOST ASSISTS:

Joe Mullen, 59
Doug Gilmour, 59

MOST PENALTY MINUTES:

Tim Hunter, 375

MOST WINS GOALIE:

Mike Vernon, 37

PLAYOFFS

MOST POINTS:

Al MacInnis, 31

MOST GOALS:

Joe Mullen, 16

MOST ASSISTS:

Al MacInnis, 24

MOST PENALTY MINUTES:

Jim Peplinski, 75

MOST WINS GOALIE:

Mike Vernon, 16

TROPHIES AND AWARDS

RALPH T. SCURFIELD HUMANITARIAN AWARD

Lanny McDonald

CONN SMYTHE TROPHY

Al MacInnis

LADY BYNG TROPHY

Joe Mullen

EMERY EDGE +/-

Joe Mullen

MOLSON CUP

Joe Mullen

NHL 1ST ALL-STAR

Al MacInnis

NHL 2ND ALL-STAR

Mike Vernon

1987-88

Flames capture their first Presidents' Trophy

COACH	REGULAR SEASON						PLAYOFFS					
	GP	W	L	T	PTS	GF	GA	GP	W	L	GF	GA
Terry Crisp	80	48	23	9	105	397	305	9	4	5	41	36

Regular Season: 1st Smythe Division, 1st overall. Playoffs: Smythe Division Semi-Finals — defeated Los Angeles 4-1; Smythe Division Finals — lost series to Edmonton 4-0.

PLAYER	REGULAR SEASON						PLAYOFFS				
	GP	G	A	PTS	PIM	GP	G	A	PTS	PIM	
Hakan Loob	80	50	56	106	47	9	8	1	9	4	
Mike Bullard	79	48	55	103	68	6	0	2	2	6	
Joe Nieuwendyk	75	51	41	92	23	8	3	4	7	2	
Gary Suter	75	21	70	91	124	9	1	9	10	6	
Joe Mullen	80	40	44	86	30	7	2	4	6	10	
Al MacInnis	80	25	58	83	114	7	3	6	9	18	
John Tonelli	74	17	41	58	84	6	2	5	7	8	
Joel Otto	62	13	39	52	194	9	3	2	5	24	
Jim Peplinski	75	20	31	51	234	9	0	5	5	45	
Brett Hull	52	26	24	50	12	-	-	-	-	-	
Rob Ramage	STL	67	8	34	42	127	-	-	-	-	
	CGY	12	1	6	7	37	9	1	3	4	21
	TOTAL	79	9	40	49	164	9	1	3	4	21
Brad McCrimmon	80	7	35	42	98	9	2	3	5	22	
Carey Wilson	34	9	21	30	18	-	-	-	-	-	
Gary Roberts	74	13	15	28	282	9	2	3	5	29	
Lanny McDonald	60	10	13	23	57	9	3	1	4	6	
Craig Cox	VAN	64	5	12	17	186	-	-	-	-	
	CGY	7	2	3	5	32	2	1	0	1	16
	TOTAL	71	7	15	22	218	2	1	0	1	16
Perry Berezan	29	7	12	19	66	8	0	2	2	13	
Brian Glynn	67	5	14	19	87	1	0	0	0	0	
Colin Patterson	39	7	11	18	28	9	1	0	1	8	
Dana Murzyn	HFD	33	1	6	7	45	-	-	-	-	
	CGY	41	6	5	11	94	5	2	0	2	13
	TOTAL	74	7	11	18	139	5	2	0	2	13
Ric Nattress	63	2	13	15	37	6	1	3	4	0	
Tim Hunter	68	8	5	13	337	9	4	0	4	32	
Steve Bozek	26	3	7	10	12	-	-	-	-	-	
Neil Sheehy	36	2	6	8	73	-	-	-	-	-	
Jiri Hrdina	9	2	5	7	2	1	0	0	0	0	
Mike Vernon	64	0	7	7	47	9	0	2	2	2	
Shane Churla	HFD	2	0	0	0	14	-	-	-	-	
	CGY	29	1	5	6	132	7	0	1	1	17
	TOTAL	31	1	5	6	146	7	0	1	1	17
Paul Reinhart	14	0	4	4	10	8	2	7	9	6	
Kevan Guy	11	0	3	3	8	-	-	-	-	-	
Doug Dadswell	25	0	2	2	2	-	-	-	-	-	
Rich Chernomaz	2	1	0	1	0	-	-	-	-	-	
Randy Bucyk	2	0	0	0	0	-	-	-	-	-	
Bob Bodak	3	0	0	0	22	-	-	-	-	-	
Rick Wamsley	STL	31	0	0	0	14	-	-	-	-	
	CGY	2	0	0	0	0	1	0	0	0	0
	TOTAL	33	0	0	0	14	1	0	0	0	0
BENCH	-	-	-	-	-	-	-	-	-	2	
TOTAL	80	397	652	1049	2429	9	41	63	104	312	

GOALTENDER	GP	MP	GA	GAA	W-L-OTL	SO	EN	GP	MP	GA	GAA	W-L	SO	EN	
Rick Wamsley	STL	31	1818	103	3.40	13-16-1	0	0	-	-	-	-	-	-	
	CGY	2	73	5	4.11	1-0-0	0	0	1	33	2	3.64	0-1	0	0
	TOTAL	33	1891	108	3.43	14-16-1	0	0	1	33	2	3.64	0-1	0	0
Mike Vernon	64	3565	210	3.53	39-16-7	1	1	9	515	34	3.96	4-4	0	0	
Doug Dadswell	25	1221	89	4.37	8-7-2	0	0	-	-	-	-	-	-	-	
TOTAL	80	4895	304	3.75	48-23-9	1	1	9	548	36	3.94	4-5	0	0	

REGULAR SEASON

MOST POINTS:
Hakan Loob, 106

MOST GOALS:
Joe Nieuwendyk, 51

MOST ASSISTS:
Gary Suter, 70

MOST PENALTY MINUTES:
Tim Hunter, 337

MOST WINS GOALIE:
Mike Vernon, 39

PLAYOFFS

MOST POINTS:
Gary Suter, 10

MOST GOALS:
Hakan Loob, 8

MOST ASSISTS:
Gary Suter, 9

MOST PENALTY MINUTES:
Jim Peplinski, 45

MOST WINS GOALIE:
Mike Vernon, 4

TROPHIES AND AWARDS

RALPH T. SCURFIELD HUMANITARIAN AWARD
Jim Peplinski

CALDER MEMORIAL TROPHY
Joe Nieuwendyk

KING CLANCY AWARD
Lanny McDonald

EMERY EDGE +/-
Brad McCrimmon

MOLSON CUP
Joe Mullen

NHL 1ST ALL-STAR
Hakan Loob

NHL 2ND ALL-STAR
Brad McCrimmon
Gary Suter

1986-87

Joe Mullen captures the Lady Byng Trophy

COACH	REGULAR SEASON						PLAYOFFS					
	GP	W	L	T	PTS	GF	GA	GP	W	L	GF	GA
Bob Johnson	80	46	31	3	95	318	289	6	2	4	15	22

Regular Season: 2nd Smythe Division, 3rd overall. Playoffs: Smythe Division Semi-Finals — lost series to Winnipeg 4-2.

PLAYER	REGULAR SEASON					PLAYOFFS				
	GP	G	A	PTS	PIM	GP	G	A	PTS	PIM
Joe Mullen	79	47	40	87	14	6	2	1	3	0
Al MacInnis	79	20	56	76	97	4	1	0	1	0
Paul Reinhart	76	15	53	68	22	4	0	1	1	6
Mike Bullard	PIT	14	2	10	12	17	-	-	-	-
	CGY	57	28	26	54	34	6	4	2	6
	TOTAL	71	30	36	66	51	6	4	2	6
Carey Wilson	80	20	36	56	42	6	1	1	2	6
John Tonelli	78	20	31	51	72	3	0	0	0	2
Joel Otto	68	19	31	50	185	2	0	2	2	6
Jim Peplinski	80	18	32	50	181	6	1	0	1	24
Gary Suter	68	9	40	49	70	6	0	3	3	10
Hakan Loob	68	18	26	44	26	5	1	2	3	0
Jamie Macoun	79	7	33	40	111	3	0	1	1	8
Steve Bozek	71	17	18	35	22	4	1	0	1	2
Brian Bradley	40	10	18	28	16	-	-	-	-	-
Lanny McDonald	58	14	12	26	54	5	0	0	0	2
Colin Patterson	68	13	13	26	41	6	0	2	2	2
Tim Hunter	73	6	15	21	361	6	0	0	0	51
Gary Roberts	32	5	10	15	85	2	0	0	0	4
Dale DeGray	27	6	7	13	29	-	-	-	-	-
Neil Sheehy	54	4	6	10	151	6	0	0	0	21
Dan Quinn	16	3	6	9	14	-	-	-	-	-
Perry Berezan	24	5	3	8	24	2	0	2	2	7
Nick Fotiu	42	5	3	8	145	-	-	-	-	-
Kari Eloranta	13	1	6	7	9	6	0	2	2	0
Joe Nieuwendyk	9	5	1	6	0	6	2	2	4	0
Doug Risebrough	22	2	3	5	66	4	0	1	1	6
Kevan Guy	24	0	4	4	19	4	0	1	1	23
Brian Engblom	32	0	4	4	28	-	-	-	-	-
Paul Baxter	18	0	2	2	66	2	0	0	0	10
Mike Vernon	54	0	2	2	14	5	0	0	0	0
Brett Hull	5	1	0	1	0	4	2	1	3	0
Doug Dadswell	2	0	0	0	0	-	-	-	-	-
Rejean Lemelin	34	0	0	0	20	2	0	1	1	0
TOTAL	80	318	538	856	2018	6	15	26	41	192

REGULAR SEASON

MOST POINTS:

Joe Mullen, 87

MOST GOALS:

Joe Mullen, 47

MOST ASSISTS:

Al MacInnis, 56

MOST PENALTY MINUTES:

Tim Hunter, 361

MOST WINS GOALIE:

Mike Vernon, 30

PLAYOFFS

MOST POINTS:

Mike Bullard, 6

MOST GOALS:

Mike Bullard, 4

MOST ASSISTS:

Gary Suter, 3

MOST PENALTY MINUTES:

Tim Hunter, 51

MOST WINS GOALIE:

Mike Vernon, 2

OVERTIME GOAL:

Mike Bullard, 1

TROPHIES AND AWARDS

RALPH T. SCURFIELD HUMANITARIAN AWARD

Lanny McDonald

LADY BYNG TROPHY

Joe Mullen

GOALTENDER	GP	MP	GA	GAA	W-L-OTL	SO	EN	GP	MP	GA	GAA	W-L	SO	EN
Rejean Lemelin	34	1735	94	3.25	16-9-1	2	4	2	101	6	3.56	0-1	0	0
Mike Vernon	54	2957	178	3.61	30-21-1	1	2	5	263	16	3.65	2-3	0	0
Doug Dadswell	2	125	10	4.80	0-1-1	0	1	-	-	-	-	-	-	-
TOTAL	80	4817	282	3.61	46-31-3	3	7	6	364	22	3.63	2-4	0	0

1985-86

Flames vs. Habs for the Stanley Cup

COACH	REGULAR SEASON						PLAYOFFS					
	GP	W	L	T	PTS	GF	GA	GP	W	L	GF	GA
Bob Johnson	80	40	31	9	89	354	315	22	12	10	81	69

Regular Season: 2nd Smythe Division, 6th overall. Playoffs: Smythe Division Semi-Finals — defeated Winnipeg 3-0; Smythe Division Finals — defeated Edmonton 4-3; Conference Finals — defeated St. Louis 4-3; Stanley Cup Finals — lost to Montreal 4-1.

PLAYER	REGULAR SEASON						PLAYOFFS				
	GP	G	A	PTS	PIM	GP	G	A	PTS	PIM	
Joe Mullen	STL	48	28	24	52	10	-	-	-	-	-
	CGY	29	16	22	38	11	21	12	7	19	4
	TOTAL	77	44	46	90	21	21	12	7	19	4
Dan Quinn		78	30	42	72	44	18	8	7	15	10
Lanny McDonald		80	28	43	71	44	22	11	7	18	30
John Tonelli	NYI	65	20	41	61	50	-	-	-	-	-
	CGY	9	3	4	7	10	22	7	9	16	49
	TOTAL	74	23	45	68	60	22	7	9	16	49
Gary Suter		80	18	50	68	141	10	2	8	10	8
Al MacInnis		77	11	57	68	76	21	4	15	19	30
Hakan Loob		68	31	36	67	36	22	4	10	14	6
Joel Otto		79	25	34	59	188	22	5	10	15	80
Jim Peplinski		77	24	35	59	214	22	5	9	14	107
Carey Wilson		76	29	29	58	24	9	0	2	2	2
Steve Bozek		64	21	22	43	24	14	2	6	8	32
Doug Risebrough		62	15	28	43	169	22	7	9	16	38
Perry Berezan		55	12	21	33	39	8	1	1	2	6
Paul Reinhart		32	8	25	33	15	21	5	13	18	4
Jamie Macoun		77	11	21	32	81	22	1	6	7	23
Richard Kromm		63	12	17	29	31	-	-	-	-	-
Colin Patterson		61	14	13	27	22	19	6	3	9	10
Steve Konroyd		59	7	20	27	64	-	-	-	-	-
Eddy Beers		33	11	10	21	8	-	-	-	-	-
Neil Sheehy		65	2	16	18	271	22	0	2	2	79
Tim Hunter		66	8	7	15	291	19	0	3	3	108
Gino Cavallini		27	7	7	14	26	-	-	-	-	-
Charlie Bourgeois		29	5	5	10	128	-	-	-	-	-
Terry Johnson	STL	49	0	4	4	87	-	-	-	-	-
	CGY	24	1	4	5	71	17	0	3	3	64
	TOTAL	73	1	8	9	158	17	0	3	3	64
Paul Baxter		47	4	3	7	194	13	0	1	1	55
Rejean Lemelin		60	0	5	5	10	3	0	1	1	0
Rik Wilson	STL	32	0	4	4	48	-	-	-	-	-
	CGY	2	0	0	0	0	-	-	-	-	-
	TOTAL	34	0	4	4	48	-	-	-	-	-
Yves Courteau		4	1	1	2	0	1	0	0	0	0
Brian Bradley		5	0	1	1	0	1	0	0	0	0
Nick Fotiu		9	0	1	1	21	11	0	1	1	34
Mike Vernon		18	0	1	1	4	21	0	1	1	0
Robin Bartel		1	0	0	0	0	6	0	0	0	16
Dale DeGray		1	0	0	0	0	-	-	-	-	-
Mark Lamb		1	0	0	0	0	-	-	-	-	-
Marc D'Amour		15	0	0	0	22	-	-	-	-	-
Brett Hull		-	-	-	-	-	2	0	0	0	0
TOTAL		80	354	580	934	2279	22	81	135	216	80

GOALTENDER	GP	MP	GA	GAA	W-L-OTL	SO	EN	GP	MP	GA	GAA	W-L	SO	EN
Mike Vernon	18	921	52	3.39	9-3-3	1	0	21	1229	60	2.93	12-9	0	2
Marc D'Amour	15	560	32	3.43	2-4-2	0	0	-	-	-	-	-	-	-
Rejean Lemelin	60	3369	229	4.08	29-24-4	1	2	3	109	7	3.85	0-1	0	0
TOTAL	80	4850	313	3.87	40-31-9	2	2	22	1338	67	3.09	12-10	0	2

REGULAR SEASON

MOST POINTS:

Joe Mullen, 90
(Calgary 38, St. Louis 52)

MOST GOALS:

Joe Mullen, 44
(Calgary 16, St. Louis 28)

MOST ASSISTS:

Al MacInnis, 57

MOST PENALTY MINUTES:

Tim Hunter, 291

MOST WINS GOALIE:

Rejean Lemelin, 29

PLAYOFFS

MOST POINTS:

Joe Mullen, 19
Al MacInnis, 19

MOST GOALS:

Joe Mullen, 12

MOST ASSISTS:

Al MacInnis, 15

MOST PENALTY MINUTES:

Tim Hunter, 108

MOST WINS GOALIE:

Mike Vernon, 12

OVERTIME GOAL:

Lanny McDonald, 1

TROPHIES AND AWARDS

CALDER MEMORIAL

TROPHY

Gary Suter

MOLSON CUP

Hakan Loob

1984-85

Kent Nilsson finishes with 99 points

COACH	REGULAR SEASON							PLAYOFFS				
	GP	W	L	T	PTS	GF	GA	GP	W	L	GF	GA
Bob Johnson	80	41	27	12	94	363	302	4	1	3	13	15

Regular Season: 3rd Smythe Division, tied 6th overall. Playoffs: Smythe Division Semi-Finals — lost series to Winnipeg 3-1.

PLAYER	REGULAR SEASON					PLAYOFFS				
	GP	G	A	PTS	PIM	GP	G	A	PTS	PIM
Kent Nilsson	77	37	62	99	14	3	0	1	1	0
Hakan Loob	78	37	35	72	14	4	3	3	6	0
Carey Wilson	74	24	48	72	27	4	0	0	0	0
Paul Reinhart	75	23	46	69	18	4	1	1	2	0
Eddy Beers	74	28	40	68	94	3	1	0	1	0
Al MacInnis	67	14	52	66	75	4	1	2	3	8
Dan Quinn	74	20	38	58	22	3	0	0	0	0
Richard Kromm	73	20	32	52	32	3	0	1	1	4
Jim Peplinski	80	16	29	45	111	4	1	3	4	11
Colin Patterson	57	22	21	43	5	4	0	0	0	5
Mike Eaves	56	14	29	43	10	-	-	-	-	-
Jamie Macoun	70	9	30	39	67	4	1	0	1	4
Lanny McDonald	43	19	18	37	36	1	0	0	0	0
Steve Bozek	54	13	22	35	6	3	1	0	1	4
Steve Tambellini	47	19	10	29	4	-	-	-	-	-
Steve Konroyd	64	3	23	26	73	4	1	4	5	2
Tim Hunter	71	11	11	22	259	4	0	0	0	24
Paul Baxter	70	5	14	19	126	4	0	1	1	18
Gino Cavallini	27	6	10	16	14	3	0	0	0	4
Kari Eloranta	65	2	11	13	39	-	-	-	-	-
Doug Risebrough	15	7	5	12	49	4	0	3	3	12
Joel Otto	17	4	8	12	30	3	2	1	3	10
Charlie Bourgeois	47	2	10	12	134	4	0	0	0	17
Neil Sheehy	31	3	4	7	109	-	-	-	-	-
Perry Berezan	9	3	2	5	4	2	1	0	1	4
Jim Jackson	10	1	4	5	0	-	-	-	-	-
Yves Courteau	14	1	4	5	4	-	-	-	-	-
Bruce Eakin	1	0	0	0	0	-	-	-	-	-
Don Edwards	34	0	0	0	4	-	-	-	-	-
Rejean Lemelin	56	0	0	0	4	4	0	0	0	0
TOTAL	80	363	618	981	1384	4	13	20	33	127

REGULAR SEASON

MOST POINTS:

Kent Nilsson, 99

MOST GOALS:

Kent Nilsson, 37

Hakan Loob, 37

MOST ASSISTS:

Kent Nilsson, 62

MOST PENALTY MINUTES:

Tim Hunter, 259

MOST WINS GOALIE:

Rejean Lemelin, 30

PLAYOFFS

MOST POINTS:

Hakan Loob, 6

MOST GOALS:

Hakan Loob, 3

MOST ASSISTS:

Steve Konroyd, 4

MOST PENALTY MINUTES:

Tim Hunter, 24

MOST WINS GOALIE:

Rejean Lemelin, 1

TROPHIES AND AWARDS

MOLSON CUP

Rejean Lemelin

GOALTENDER	GP	MP	GA	GAA	W-L-OTL	SO	EN	GP	MP	GA	GAA	W-L	SO	EN
Rejean Lemelin	56	3176	183	3.46	30-12-10	1	3	4	248	14	3.39	1-3	1	1
Don Edwards	34	1691	115	4.08	11-15-2	1	1	-	-	-	-	-	-	-
TOTAL	80	4867	298	3.67	41-27-12	2	4	4	248	14	3.39	1-3	1	1

1983-84

Flames open new home—the Saddledome

COACH	REGULAR SEASON								PLAYOFFS				
	GP	W	L	T	PTS	GF	GA	GP	W	L	GF	GA	
Bob Johnson	80	34	32	14	82	311	314	11	6	5	41	46	

Regular Season: 2nd Smythe Division, 10th overall. Playoffs: Smythe Division Semi-Finals — defeated Vancouver 3-1; Smythe Division Finals — lost series to Edmonton 4-3.

PLAYER	REGULAR SEASON					PLAYOFFS				
	GP	G	A	PTS	PIM	GP	G	A	PTS	PIM
Kent Nilsson	67	31	49	80	22	-	-	-	-	-
Eddy Beers	73	36	39	75	88	11	2	5	7	12
Lanny McDonald	65	33	33	66	64	11	6	7	13	6
Hakan Loob	77	30	25	55	22	11	2	3	5	2
Dan Quinn	54	19	33	52	20	8	3	5	8	4
Doug Risebrough	77	23	28	51	161	11	2	1	3	25
Mike Eaves	61	14	36	50	20	11	4	4	8	2
Al MacInnis	51	11	34	45	42	11	2	12	14	13
Kari Eloranta	78	5	34	39	44	6	0	2	2	2
Jim Peplinski	74	11	22	33	114	11	3	4	7	21
Jamie Macoun	72	9	23	32	97	11	1	0	1	0
Colin Patterson	56	13	14	27	15	11	1	1	2	6
Paul Baxter	74	7	20	27	182	11	0	2	2	37
Steve Tambellini	73	15	10	25	16	2	0	1	1	0
Richard Kromm	53	11	12	23	27	11	1	1	2	9
Paul Reinhart	27	6	15	21	10	11	6	11	17	2
Steve Bozek	46	10	10	20	16	10	3	1	4	15
Jim Jackson	49	6	14	20	13	6	1	1	2	4
Steve Konroyd	80	1	13	14	94	8	1	2	3	8
Dave Hindmarch	29	6	5	11	2	-	-	-	-	-
Tony Stiles	30	2	7	9	20	-	-	-	-	-
Jamie Hislop	27	1	8	9	2	-	-	-	-	-
Tim Hunter	43	4	4	8	130	7	0	0	0	21
Carey Wilson	15	2	5	7	2	6	3	1	4	2
Mickey Volcan	19	1	4	5	18	-	-	-	-	-
Charlie Bourgeois	17	1	3	4	35	8	0	1	1	27
Bruce Eakin	7	2	1	3	4	-	-	-	-	-
Kari Jalonen	9	0	3	3	0	-	-	-	-	-
Rejean Lemelin	51	0	3	3	6	8	0	0	0	0
Keith Hanson	25	0	2	2	77	-	-	-	-	-
Don Edwards	41	0	2	2	2	6	0	0	0	0
Neil Sheehy	1	1	0	1	2	4	0	0	0	4
Danny Bolduc	2	0	1	1	0	1	0	0	0	0
Mike Vernon	1	0	0	0	0	-	-	-	-	-
Jeff Brubaker	4	0	0	0	19	-	-	-	-	-
TOTAL	80	311	512	823	1386	11	41	65	106	222

REGULAR SEASON

MOST POINTS:
Kent Nilsson, 80

MOST GOALS:
Eddy Beers, 36

MOST ASSISTS:
Kent Nilsson, 49

MOST PENALTY MINUTES:
Paul Baxter, 182

MOST WINS GOALIE:
Rejean Lemelin, 21

PLAYOFFS

MOST POINTS:
Paul Reinhart, 17

MOST GOALS:
Paul Reinhart, 6
Lanny McDonald, 6

MOST ASSISTS:
Al MacInnis, 12

MOST PENALTY MINUTES:
Paul Baxter, 37

MOST WINS GOALIE:
Don Edwards, 4

OVERTIME GOALS:
Carey Wilson, 1
Lanny McDonald, 1

TROPHIES AND AWARDS

MOLSON CUP
Rejean Lemelin

NHL ROOKIE ALL-STAR
Hakan Loob, Jamie Macoun

GOALTENDER	GP	MP	GA	GAA	W-L-OTL	SO	EN	GP	MP	GA	GAA	W-L	SO	EN
Rejean Lemelin	51	2568	150	3.50	21-12-9	0	0	8	448	32	4.29	2-1	0	1
Don Edwards	41	2303	157	4.09	13-19-5	0	3	6	217	12	3.32	4-4	0	1
Mike Vernon	1	11	4	21.82	0-1-0	0	0	-	-	-	-	-	-	-
TOTAL	80	4882	311	3.82	34-32-14	0	3	11	665	46	4.15	6-5	0	2

1982-83

Johnson named new coach | McDonald pots 66 goals

COACH	REGULAR SEASON							PLAYOFFS				
	GP	W	L	T	PTS	GF	GA	GP	W	L	GF	GA
Bob Johnson	80	32	34	14	78	321	317	9	4	5	30	49

Regular Season: 2nd Smythe Division, 12th overall. Playoffs: Smythe Division Semi-Finals — defeated Vancouver 3-1; Smythe Division Finals — lost series to Edmonton 4-1.

PLAYER	REGULAR SEASON					PLAYOFFS				
	GP	G	A	PTS	PIM	GP	G	A	PTS	PIM
Kent Nilsson	80	46	58	104	10	9	1	11	12	2
Lanny McDonald	80	66*	32	98	90	7	3	4	7	19
Paul Reinhart	78	17	58	75	28	9	6	3	9	2
Guy Chouinard	80	13	59	72	18	9	1	6	7	4
Doug Risebrough	71	21	37	58	138	9	1	3	4	18
Mel Bridgeman	79	19	31	50	103	9	3	4	7	33
Kari Eloranta	80	4	40	44	43	9	1	3	4	17
Jim Peplinski	80	15	26	41	134	8	1	1	2	45
Kevin LaVallee	60	19	16	35	17	8	1	3	4	4
Jamie Hislop	79	14	19	33	17	9	0	2	2	6
Phil Russell	78	13	18	31	112	9	1	4	5	24
Eddy Beers	41	11	15	26	21	8	1	1	2	27
Dave Hindmarch	60	11	12	23	23	4	0	0	0	4
Jim Jackson	48	8	12	20	7	8	2	1	3	2
Steve Christoff	45	9	8	17	4	1	0	0	0	0
Steve Konroyd	79	4	13	17	73	9	2	1	3	18
Richie Dunn	80	3	11	14	47	9	1	1	2	8
Carl Mokosak	41	7	6	13	87	-	-	-	-	-
Kari Jalonen	25	9	3	12	4	5	1	0	1	0
Greg Meredith	35	5	4	9	8	5	3	1	4	4
Charlie Bourgeois	15	2	3	5	21	-	-	-	-	-
Jamie Macoun	22	1	4	5	25	9	0	2	2	8
Rejean Lemelin	39	0	5	5	7	7	0	0	0	0
Al MacInnis	14	1	3	4	9	-	-	-	-	-
Pierre Rioux	14	1	2	3	4	-	-	-	-	-
Denis Cyr	11	1	1	2	0	-	-	-	-	-
Tim Hunter	16	1	0	1	54	9	1	0	1	70
Pat Ribble	28	0	1	1	18	-	-	-	-	-
Don Edwards	39	0	1	1	0	5	0	0	0	0
Mike Vernon	2	0	0	0	0	-	-	-	-	-
Howard Walker	3	0	0	0	7	-	-	-	-	-
Tim Harrer	3	0	0	0	2	-	-	-	-	-
Gord Hampson	4	0	0	0	5	-	-	-	-	-
Tim Bernhardt	6	0	0	0	0	-	-	-	-	-
BENCH	-	-	-	-	-	-	-	-	-	2
TOTAL	80	321	498	819	1156	9	30	51	81	317

*Flames franchise record.

GOALTENDER	REGULAR SEASON			PLAYOFFS										
	GP	MP	GA	GAA	W-L-OTL	SO	EN	GP	MP	GA	GAA	W-L	SO	EN
Rejean Lemelin	39	2211	133	3.61	16-12-8	0	3	7	327	27	4.95	3-3	0	0
Don Edwards	39	2209	148	4.02	16-15-6	1	1	5	226	22	5.84	1-2	0	0
Tim Bernhardt	6	280	21	4.50	0-5-0	0	0	-	-	-	-	-	-	-
Mike Vernon	2	100	11	6.60	0-2-0	0	0	-	-	-	-	-	-	-
TOTAL	80	4800	313	3.91	32-34-14	1	4	9	553	49	5.32	4-5	0	0

REGULAR SEASON

MOST POINTS:
Kent Nilsson, 104

MOST GOALS:
Lanny McDonald, 66

MOST ASSISTS:
Guy Chouinard, 59

MOST PENALTY MINUTES:
Doug Risebrough, 138

MOST WINS GOALIE:
Rejean Lemelin, 16
Don Edwards, 16

PLAYOFFS

MOST POINTS:
Kent Nilsson, 12

MOST GOALS:
Paul Reinhart, 6

MOST ASSISTS:
Kent Nilsson, 11

MOST PENALTY MINUTES:
Tim Hunter, 70

MOST WINS GOALIE:
Rejean Lemelin, 3

OVERTIME GOALS:
Eddy Beers, 1
Greg Meredith, 1

TROPHIES AND AWARDS

BILL MASTERTON TROPHY

Lanny McDonald

NHL 2ND ALL-STAR

Lanny McDonald

MOLSON CUP

Lanny McDonald

1981-82

McDonald a Flame | Russell named Flames Captain

COACH	REGULAR SEASON						PLAYOFFS					
	GP	W	L	T	PTS	GF	GA	GP	W	L	GF	GA
Al MacNeil	80	29	34	17	75	334	345	3	0	3	5	10

Regular Season: 3rd Smythe Division, 12th overall. Playoffs: Smythe Division Semi-Finals — lost series to Vancouver 3-0.

PLAYER	REGULAR SEASON						PLAYOFFS				
	GP	G	A	PTS	PIM	GP	G	A	PTS	PIM	
Mel Bridgeman	PHI	9	7	5	12	47	-	-	-	-	-
	CGY	63	26	49	75	94	3	2	0	2	14
	TOTAL	72	33	54	87	141	3	2	0	2	14
Lanny McDonald	COL	16	6	9	15	20	-	-	-	-	-
	CGY	55	34	33	67	37	3	0	1	1	6
	TOTAL	71	40	42	82	57	3	0	1	1	6
Guy Chouinard		64	23	57	80	12	3	0	1	1	0
Pekka Rautakallio		80	17	51	68	40	3	0	0	0	0
Jim Peplinski		74	30	37	67	115	3	1	0	1	13
Kevin LaVallee		75	32	29	61	30	3	0	0	0	7
Paul Reinhart		62	13	48	61	17	3	0	1	1	2
Willi Plett		78	21	36	57	288	3	1	2	3	39
Kent Nilsson		41	26	29	55	8	3	0	3	3	2
Ken Houston		70	22	22	44	91	3	1	0	1	4
Jamie Hilsop		80	16	25	41	35	3	0	0	0	0
Phil Russell		71	4	25	29	110	3	0	1	1	2
Gary McAdam		46	12	15	27	18	3	0	0	0	0
Denis Cyr		45	12	10	22	13	-	-	-	-	-
Dan Labraaten		43	10	12	22	6	3	0	0	0	0
Bob Murdoch		73	3	17	20	76	3	0	0	0	0
Don Lever		23	8	11	19	6	-	-	-	-	-
Steve Konroyd		63	3	14	17	78	3	0	0	0	12
Bill Clement		69	4	12	16	28	3	0	0	0	2
Charlie Bourgeois		54	2	13	15	112	3	0	0	0	7
Bob MacMillan		23	4	7	11	14	-	-	-	-	-
Eric Vail		6	4	1	5	0	-	-	-	-	-
Kari Eloranta		19	0	5	5	14	-	-	-	-	-
Pat Riggan		52	0	5	5	4	3	0	0	0	0
Dave Hindmarch		9	3	0	3	0	-	-	-	-	-
Bob Gould		16	3	0	3	4	-	-	-	-	-
Pat Ribble	WSH	12	1	2	3	14	-	-	-	-	-
	CGY	3	0	0	0	2	-	-	-	-	-
	TOTAL	15	1	2	3	16	-	-	-	-	-
Eddy Beers		5	1	1	2	21	-	-	-	-	-
Mike Dwyer		5	0	2	2	0	-	-	-	-	-
Gord Wappel		11	1	0	1	6	-	-	-	-	-
Carl Mokosak		1	0	1	1	0	-	-	-	-	-
Brad Marsh		17	0	1	1	10	-	-	-	-	-
Rejean Lemelin		34	0	1	1	0	-	-	-	-	-
Randy Turnbull		1	0	0	0	2	-	-	-	-	-
Bruce Eakin		1	0	0	0	0	-	-	-	-	-
Bobby Lalonde		1	0	0	0	0	-	-	-	-	-
Tim Hunter		2	0	0	0	9	-	-	-	-	-
Al MacInnis		2	0	0	0	0	-	-	-	-	-
Randy Holt		8	0	0	0	9	-	-	-	-	-
BENCH		-	-	-	-	-	-	-	-	-	2
TOTAL		80	334	569	903	1291	3	5	9	14	112

REGULAR SEASON

MOST POINTS:

Mel Bridgeman, 87
(Calgary 75, Philadelphia 12)

MOST GOALS:

Lanny McDonald, 40
(Calgary 34, Colorado 6)

MOST ASSISTS:

Guy Chouinard, 57

MOST PENALTY MINUTES:

Willi Plett, 288

MOST WINS GOALIE:

Pat Riggan, 19

PLAYOFFS

MOST POINTS:

Kent Nilsson, 3
Willi Plett, 3

MOST GOALS:

Mel Bridgeman, 2

MOST ASSISTS:

Kent Nilsson, 3

MOST PENALTY MINUTES:

Willi Plett, 39

TROPHIES AND AWARDS

MOLSON CUP

Pat Riggan

GOALTENDER	GP	MP	GA	GAA	W-L-OTL	SO	EN	GP	MP	GA	GAA	W-L	SO	EN
Pat Riggan	52	2934	207	4.23	19-19-11	2	1	3	194	10	3.09	0-3	0	0
Rejean Lemelin	34	1866	135	4.34	10-15-6	0	2	-	-	-	-	-	-	-
TOTAL	80	4800	342	4.28	29-34-17	2	3	3	194	10	3.09	0-3	0	0

1980-81

Flames and NHL come to Calgary

COACH	REGULAR SEASON								PLAYOFFS			
	GP	W	L	T	PTS	GF	GA	GP	W	L	GF	GA
Al MacNeil	80	39	27	14	92	329	298	16	9	7	56	60

Regular Season: 3rd Patrick Division, 7th overall. Playoffs: Preliminary Round — defeated Chicago 3-0; Quarter-Finals — defeated Philadelphia 4-3; Stanley Cup Semi-Finals — lost to Minnesota 4-2.

PLAYER	REGULAR SEASON					PLAYOFFS					
	GP	G	A	PTS	PIM	GP	G	A	PTS	PIM	
Kent Nilsson	80	49	82*	131*	26	14	3	9	12	2	
Guy Chouinard	52	31	52	83	24	16	3	14	17	4	
Willi Plett	78	38	30	68	239	15	8	4	12	89	
Paul Reinhart	74	18	49	67	52	16	1	14	15	16	
Eric Vail	64	28	36	64	23	6	0	0	0	0	
Bob MacMillan	77	28	35	63	47	16	8	6	14	7	
Don Lever	62	26	31	57	56	16	4	7	11	20	
Jamie Hislop	QUE	50	19	22	41	15	-	-	-	-	
	CGY	29	6	9	15	11	16	3	0	3	5
	TOTAL	79	25	31	56	26	16	3	0	3	5
Pekka Rautakallio	76	11	45	56	64	16	2	4	6	6	
Jim Peplinski	80	13	25	38	108	16	2	3	5	11	
Kevin LaVallee	77	15	20	35	16	8	2	3	5	4	
Bill Clement	78	12	20	32	33	16	2	1	3	6	
Ken Houston	42	15	15	30	93	16	7	8	15	30	
Phil Russell	80	6	23	29	104	16	2	7	9	29	
Dan Labraaten	DET	44	3	8	11	12	-	-	-	-	
	CGY	27	9	7	16	13	5	1	0	1	4
	TOTAL	71	12	15	27	25	5	1	0	1	4
Bob Murdoch	74	3	19	22	54	16	1	4	5	36	
Brad Marsh	80	1	12	13	87	16	0	5	5	8	
Bert Wilson	50	5	7	12	94	1	0	0	0	0	
Brad Smith	45	7	4	11	65	-	-	-	-	-	
Alex McKendry	36	3	6	9	19	-	-	-	-	-	
Earl Ingarfield	16	2	3	5	6	-	-	-	-	-	
Denis Cyr	10	1	4	5	0	-	-	-	-	-	
Randy Holt	48	0	5	5	165	13	2	2	4	52	
Dan Bouchard	14	0	4	4	6	-	-	-	-	-	
Dave Hindmarch	1	1	0	1	0	6	0	0	0	2	
Greg Meredith	3	1	0	1	0	-	-	-	-	-	
Mike Dwyer	4	0	1	1	4	1	1	0	1	0	
Gord Wappel	7	0	1	1	4	-	-	-	-	-	
Rejean Lemelin	29	0	1	1	2	6	0	0	0	0	
Pat Riggan	42	0	1	1	7	11	0	0	0	0	
Tony Curtale	2	0	0	0	0	-	-	-	-	-	
Bob Gould	3	0	0	0	0	11	3	1	4	4	
Steve Konroyd	4	0	0	0	4	-	-	-	-	-	
TOTAL	80	329	547	876	1426	16	55	92	147	335	

*Flames franchise record.

REGULAR SEASON

MOST POINTS:
Kent Nilsson, 131

MOST GOALS:
Kent Nilsson, 49

MOST ASSISTS:
Kent Nilsson, 82

MOST PENALTY MINUTES:
Willi Plett, 239

MOST WINS GOALIE:
Pat Riggan, 21

PLAYOFFS

MOST POINTS:
Guy Chouinard, 17

MOST GOALS:
Bob MacMillan, 8
Willi Plett, 8

MOST ASSISTS:
Guy Chouinard, 14
Paul Reinhart, 14

MOST PENALTY MINUTES:
Willi Plett, 89

MOST WINS GOALIE:
Pat Riggan, 6

OVERTIME GOAL:
Willi Plett, 1

TROPHIES AND AWARDS

MOLSON CUP
Kent Nilsson

GOALTENDER	GP	MP	GA	GAA	W-L-OTL	SO	EN	GP	MP	GA	GAA	W-L	SO	EN
Rejean Lemelin	29	1629	88	3.24	14-6-7	2	2	6	366	22	3.61	3-3	0	0
Pat Riggan	42	2411	154	3.83	21-16-4	0	2	11	629	37	3.53	6-4	0	1
Dan Bouchard	14	760	51	4.06	4-5-3	0	0	-	-	-	-	-	-	-
TOTAL	80	4800	298	3.73	39-27-14	2	4	16	985	59	3.59	9-7	0	1

GAME-BY-GAME RESULTS

ABBR	TEAM
ANA	Anaheim Ducks
ARI	Arizona Coyotes
ATL	Atlanta Thrashers WPG
BOS	Boston Bruins
BUF	Buffalo Sabres
CAL	California Seals Defunct
CAR	Carolina Hurricanes
CBJ	Columbus Blue Jackets
CHI	Chicago Blackhawks
CLE	Cleveland Barons Defunct
COL	Colorado Avalanche
CR	Colorado Rockies NJD
DAL	Dallas Stars
DET	Detroit Red Wings
EDM	Edmonton Oilers
FLA	Florida Panthers
HFD	Hartford Whalers CAR
KC	Kansas City Scouts NJD
LAK	Los Angeles Kings
MIN	Minnesota Wild
MNS	Minnesota North Stars DAL
MTL	Montreal Canadiens
NJD	New Jersey Devils
NSH	Nashville Predators
NYI	New York Islanders
NYR	New York Rangers
OTT	Ottawa Senators
PHI	Philadelphia Flyers
PHX	Phoenix Coyotes ARI
PIT	Pittsburgh Penguins
QUE	Quebec Nordiques COL
SJS	San Jose Sharks
STL	St. Louis Blues
TBL	Tampa Bay Lightning
TOR	Toronto Maple Leafs
VAN	Vancouver Canucks
VGK	Vegas Golden Knights
WPG	Winnipeg Jets PHX
WSH	Washington Capitals

Calgary transferred from Atlanta on June 24, 1980

Carolina transferred from Hartford on June 25, 1997

Colorado transferred from Quebec on June 21, 1995

Dallas transferred from Minnesota on June 9, 1993

New Jersey transferred from Denver on June 30, 1982*

*(previously transferred from Kansas City)

Phoenix transferred from Winnipeg on July 1, 1996

Winnipeg transferred from Atlanta on June 21, 2011

2018-19

DATE	OPP.	RESULT	RECORD	PTS
1 Oct. 3	at VAN	2-5 L	0-1-0-0	0
2 Oct. 6	vs. VAN	7-1-0 W	1-1-0-0	2
3 Oct. 9	at NSH	3-0 W	2-1-0-0	4
4 Oct. 11	at STL	3-5 L	2-2-0-0	4
5 Oct. 13	at COL	3-2 W (OT)	3-2-0-0	6
6 Oct. 17	vs. BOS	5-2 W	4-2-0-0	8
7 Oct. 19	vs. NSH	3-5 L	4-3-0-0	8
8 Oct. 21	at NYR	4-1 W	5-3-0-0	10
9 Oct. 23	at MTL	2-3 L	5-4-0-0	10
10 Oct. 25	vs. PIT	1-9 L	5-5-0-0	10
11 Oct. 27	vs. WSH	3-4 L (SO)	5-5-0-1	11
12 Oct. 29	at TOR	3-1 W	6-5-0-1	13
13 Oct. 30	at BUF	2-1 W (OT)	7-5-0-1	15
14 Nov. 1	vs. COL	6-5 W	8-5-0-1	17
15 Nov. 3	vs. CHI	5-3 W	9-5-0-1	19
16 Nov. 7	at ANA	2-3 L	9-6-0-1	19
17 Nov. 10	at LAK	1-0 W	10-6-0-1	21
18 Nov. 11	at SJS	1-3 L	10-7-0-1	21
19 Nov. 15	vs. MTL	2-3 L	10-8-0-1	21
20 Nov. 17	vs. EDM	4-2 W	11-8-0-1	23
21 Nov. 19	vs. VGK	7-2 W	12-8-0-1	25
22 Nov. 21	vs. WPG	6-3 W	13-8-0-1	27
23 Nov. 23	at VGK	0-2 L	13-9-0-1	27
24 Nov. 25	at ARI	6-1 W	14-9-0-1	29
25 Nov. 28	vs. DAL	3-4 L (OT)	14-9-1-1	30
26 Nov. 30	vs. LAK	4-1 W	15-9-1-1	32
27 Dec. 2	at CHI	3-2 W	16-9-1-1	34
28 Dec. 4	at CBJ	9-6 W	17-9-1-1	36
29 Dec. 6	vs. MIN	2-0 W	18-9-1-1	38
30 Dec. 8	vs. NSH	5-2 W	19-9-1-1	40
31 Dec. 9	at EDM	0-1 L	19-10-1-1	40
32 Dec. 12	vs. PHI	6-5 W (OT)	20-10-1-1	42
33 Dec. 15	at MIN	2-1 W	21-10-1-1	44
34 Dec. 16	at STL	7-2 W	22-10-1-1	46
35 Dec. 18	at DAL	0-2 L	22-11-1-1	46
36 Dec. 20	vs. TBL	4-5 L (SO)	22-11-1-2	47
37 Dec. 22	vs. STL	1-3 L	22-12-1-2	47
38 Dec. 27	at WPG	4-1 W	23-12-1-2	49
39 Dec. 29	vs. VAN	2-3 L (OT)	23-12-2-2	50
40 Dec. 31	vs. SJS	8-5 W	24-12-2-2	52
41 Jan. 2	at DET	5-3 W	25-12-2-2	54
42 Jan. 3	at BOS	4-6 L	25-13-2-2	54
43 Jan. 5	at PHI	3-2 W (OT)	26-13-2-2	56
44 Jan. 7	at CHI	4-3 W	27-13-2-2	58
45 Jan. 9	vs. COL	5-3 W	28-13-2-2	60
46 Jan. 11	vs. FLA	4-3 W	29-13-2-2	62
47 Jan. 13	vs. ARI	7-1 W	30-13-2-2	64
48 Jan. 16	vs. BUF	3-4 L (OT)	30-13-3-2	65
49 Jan. 18	vs. DET	6-4 W	31-13-3-2	67
50 Jan. 19	at EDM	5-2 W	32-13-3-2	69
51 Jan. 22	vs. CAR	3-2 W (OT)	33-13-3-2	71
52 Feb. 1	at WSH	3-4 L	33-14-3-2	71
53 Feb. 3	at CAR	4-3 W	34-14-3-2	73
54 Feb. 7	vs. SJS	2-5 L	34-15-3-2	73
55 Feb. 9	at VAN	3-4 L (SO)	34-15-3-3	74
56 Feb. 12	at TBL	3-6 L	34-16-3-3	74
57 Feb. 14	at FLA	2-3 L (SO)	34-16-3-4	75
58 Feb. 16	at PIT	5-4 W	35-16-3-4	77
59 Feb. 18	vs. ARI	5-2 W	36-16-3-4	79
60 Feb. 20	vs. NYI	4-2 W	37-16-3-4	81
61 Feb. 22	vs. ANA	2-1 W	38-16-3-4	83
62 Feb. 24	at OTT	2-1 W	39-16-3-4	85
63 Feb. 26	at NYI	3-1 W	40-16-3-4	87
64 Feb. 27	at NJD	2-1 W	41-16-3-4	89
65 Mar. 2	vs. MIN	2-4 L	41-17-3-4	89
66 Mar. 4	vs. TOR	2-6 L	41-18-3-4	89
67 Mar. 6	at VGK	1-2 L	41-19-3-4	89
68 Mar. 7	at ARI	0-2 L	41-20-3-4	89
69 Mar. 10	vs. VGK	6-3 W	42-20-3-4	91
70 Mar. 12	vs. NJD	9-4 W	43-20-3-4	93
71 Mar. 15	vs. NYR	5-1 W	44-20-3-4	95
72 Mar. 16	at WPG	1-2 L	44-21-3-4	95
73 Mar. 19	vs. CBJ	4-2 W	45-21-3-4	97
74 Mar. 21	vs. OTT	5-1 W	46-21-3-4	99
75 Mar. 23	at VAN	3-1 W	47-21-3-4	101
76 Mar. 25	vs. LAK	0-3 L	47-22-3-4	101
77 Mar. 27	vs. DAL	1-2 L	47-23-3-4	101
78 Mar. 29	vs. ANA	6-1 W	48-23-3-4	103
79 Mar. 31	at SJS	5-3 W	49-23-3-4	105
80 Apr. 1	at LAK	7-2 W	50-23-3-4	107
81 Apr. 3	at ANA	1-3 L	50-24-3-4	107
82 Apr. 6	vs. EDM	1-3 L	50-25-3-4	107

2017-18

DATE	OPP.	RESULT	RECORD	PTS
1 Oct. 4	at EDM	0-3 L	0-1-0-0	0
2 Oct. 7	vs. WPG	6-3 W	1-1-0-0	2
3 Oct. 9	at ANA	4-0 W	2-1-0-0	4
4 Oct. 11	at LAK	4-3 W (OT)	3-1-0-0	6
5 Oct. 13	vs. OTT	0-6 L	3-2-0-0	6
6 Oct. 14	at VAN	5-2 W	4-2-0-0	8
7 Oct. 19	vs. CAR	1-2 L	4-3-0-0	8
8 Oct. 21	vs. MIN	2-4 L	4-4-0-0	8
9 Oct. 24	at NSH	3-2 W(SO)	5-4-0-0	10
10 Oct. 25	at STL	2-5 L	5-5-0-0	10
11 Oct. 27	vs. DAL	1-2 L	5-6-0-0	10
12 Oct. 29	vs. WSH	2-1 W	6-6-0-0	12
13 Nov. 2	vs. PIT	2-1 W(OT)	7-6-0-0	14
14 Nov. 5	vs. NJD	5-4 W(SO)	8-6-0-0	16
15 Nov. 7	vs. VAN	3-5 L	8-7-0-0	16
16 Nov. 9	vs. DET	6-3 W	9-7-0-0	18
17 Nov. 13	vs. STL	7-4 W	10-7-0-0	20
18 Nov. 15	at DET	2-8 L	10-8-0-0	20
19 Nov. 18	at PHI	5-4 W(OT)	11-8-0-0	22
20 Nov. 20	at WSH	4-1 W	12-8-0-0	24
21 Nov. 22	at CBJ	0-1 L(OT)	12-8-1-0	25
22 Nov. 24	at DAL	4-6 L	12-9-1-0	25
23 Nov. 25	at COL	3-2 W	13-9-1-0	27
24 Nov. 28	vs. TOR	1-4 L	13-10-1-0	27
25 Nov. 30	vs. ARI	3-0 W	14-10-1-0	29
26 Dec. 2	vs. EDM	5-7 L	14-11-1-0	29
27 Dec. 4	vs. PHI	2-5 L	14-12-1-0	29
28 Dec. 6	at TOR	1-2 L(SO)	14-12-1-1	30
29 Dec. 7	at MTL	4-3 W(OT)	15-12-1-1	32
30 Dec. 9	vs. VAN	4-2 W	16-12-1-1	34
31 Dec. 12	at MIN	1-2 L(SO)	16-12-1-2	35
32 Dec. 14	vs. SJS	2-3 L	16-13-1-2	35
33 Dec. 16	vs. NYI	0-2 L	16-14-1-2	35
34 Dec. 17	at VAN	6-1 W	17-14-1-2	37
35 Dec. 20	vs. STL	2-1 W	18-14-1-2	39
36 Dec. 22	vs. MTL	2-3 L	18-15-1-2	39
37 Dec. 28	at SJS	2-3 L(SO)	18-15-1-3	40
38 Dec. 29	at ANA	1-2 L	18-16-1-3	40
39 Dec. 31	vs. CHI	4-3 W(OT)	19-16-1-3	42
40 Jan. 4	vs. LAK	4-3 W	20-16-1-3	44
41 Jan. 6	vs. ANA	3-2 W	21-16-1-3	46
42 Jan. 9	at MIN	3-2 W(OT)	22-16-1-3	48
43 Jan. 11	at TBL	5-1 W	23-16-1-3	50
44 Jan. 12	at FLA	4-2 W	24-16-1-3	52
45 Jan. 14	at CAR	4-1 W	25-16-1-3	54
46 Jan. 20	vs. WPG	1-2 L(SO)	25-16-1-4	55
47 Jan. 22	vs. BUF	1-2 L(OT)	25-16-2-4	56
48 Jan. 24	vs. LAK	1-2 L(OT)	25-16-3-4	57
49 Jan. 25	at EDM	3-4 L(SO)	25-16-3-5	58
50 Jan. 30	vs. VGK	2-4 L	25-17-3-5	58
51 Feb. 1	vs. TBL	4-7 L	25-18-3-5	58
52 Feb. 3	vs. CHI	4-3 W(OT)	26-18-3-5	60
53 Feb. 6	at CHI	3-2 W	27-18-3-5	62
54 Feb. 8	at NJD	3-2 W	28-18-3-5	64
55 Feb. 9	at NYR	3-4 L	28-19-3-5	64
56 Feb. 11	at NYI	3-2 W	29-19-3-5	66
57 Feb. 13	at BOS	2-5 L	29-20-3-5	66
58 Feb. 15	at NSH	4-3 W	30-20-3-5	68
59 Feb. 17	vs. FLA	3-6 L	30-21-3-5	68
60 Feb. 19	vs. FOS	1-2 L(OT)	30-21-4-5	69
61 Feb. 21	at VGK	3-7 L	30-22-4-5	69
62 Feb. 22	at ARI	5-2 W	31-22-4-5	71
63 Feb. 24	vs. COL	5-1 W	32-22-4-5	73
64 Feb. 27	at DAL	0-2 L	32-23-4-5	73
65 Feb. 28	at COL	2-5 L	32-23-4-5	73
66 Mar. 2	vs. NYR	1-3 L	32-25-4-5	73
67 Mar. 5	at PIT	3-4 L(OT)	32-25-5-4	74
68 Mar. 7	at BUF	5-1 W	33-25-5-4	76
69 Mar. 9	at OTT	2-1 W	34-25-5-4	78
70 Mar. 11	vs. NYI	2-5 L	34-26-5-4	78
71 Mar. 13	vs. EDM	1-0 W	35-26-5-4	80
72 Mar. 16	vs. SJS	1-5 L	35-27-5-4	80
73 Mar. 18	at VGK	0-4 L	35-28-5-4	80
74 Mar. 19	at ARI	2-5 L	35-29-5-4	80
75 Mar. 21	vs. ANA	0-4 L	35-30-5-4	80
76 Mar. 24	at SJS	1-5 L	35-31-5-4	80
77 Mar. 26	at LAK	0-3 L	35-32-5-4	80
78 Mar. 29	vs. CBJ	1-5 L	35-33-5-4	80
79 Mar. 31	vs. EDM	3-2 W	36-33-5-4	82
80 Apr. 3	vs. ARI	1-4 L	36-34-5-4	82
81 Apr. 5	vs. WPG	1-2 L	36-35-5-4	82
82 Apr. 7	vs. VGK	1-1 W	37-35-5-4	84

2016-17

DATE	OPP.	RESULT	RECORD	PTS
1 Oct. 12	at EDM	4-7 L	0-1-0-0	0
2 Oct. 14	vs. EDM	3-5 L	0-2-0-0	0
3 Oct. 15	at VAN	1-2 (LSO)	0-0-1-1	1
4 Oct. 18	vs. BUF	4-3 W(OT)	1-2-0-1	3
5 Oct. 20	vs. CAR	2-4 L	1-3-0-1	3
6 Oct. 22	vs. STL	4-6 L	1-4-0-1	3
7 Oct. 24	at CHI	3-2 W(SO)	2-4-0-1	5
8 Oct. 25	vs. STL	4-1 W	3-4-0-1	7
9 Oct. 28	vs. OTT	5-2 W	4-4-0-1	9
9 Oct. 30	vs. WSH	1-3 L	4-5-0-1	9
11 Nov. 1	at CHI	1-5 L	4-6-0-1	9
12 Nov. 3	at SJS	3-2 W	5-6-0-1	11
13 Nov. 5	at LAK	0-5 L	5-7-0-1	11
14 Nov. 6	at ANA	1-4 L	5-8-0-1	11
15 Nov. 10	vs. DAL	2-4 L	5-9-0-1	11
16 Nov. 12	vs. NYR	1-4 L	5-10-0-1	11
17 Nov. 15	at MIN	1-0 W	6-10-0-1	13
18 Nov. 16	vs. ARI	2-1 W	7-10-0-1	15
19 Nov. 18	vs. CHI	2-3 L	7-11-0-1	15
20 Nov. 20	at DET	3-2 W	8-11-0-1	17
21 Nov. 21	at BUF	2-4 L	8-12-0-1	17
22 Nov. 23	at CBJ	2-0 W	9-12-0-1	19
23 Nov. 25	at BOS	2-1 W	10-12-0-1	21
24 Nov. 27	at PHI	3-5 L	10-13-1-1	21
25 Nov. 28	at NYI	1-2 L(OT)	10-13-1-2	22
26 Nov. 30	vs. TOR	3-0 W	11-13-1-2	24
27 Dec. 2	vs. MIN	3-2 W(SO)	12-13-1-2	26
28 Dec. 4	vs. ANA	8-3 W	13-13-1-28	28
29 Dec. 6	at DAL	2-1 W	14-13-1-30	30
30 Dec. 8	at ARI	2-1 W(OT)	15-13-1-32	32
31 Dec. 10	vs. WPG	6-2 W	16-13-1-34	34
32 Dec. 14	vs. TBL	3-6 L	16-14-1-34	34
33 Dec. 16	vs. CBJ	1-4 L	16-15-1-34	34
34 Dec. 19	at ARI	4-2 W	17-15-1-36	36
35 Dec. 20	at SJS	1-4 L	17-16-1-36	36
36 Dec. 23	vs. VAN	4-1 W	18-16-1-38	38
37 Dec. 27	at COL	6-3 W	19-16-1-40	40
38 Dec. 29	vs. ANA	1-3 L	19-17-1-40	40
39 Dec. 31	vs. ARI	4-2 W	20-17-1-42	42
40 Jan. 4	vs. COL	4-1 W	21-17-1-44	44
41 Jan. 6	at VAN	2-4 L	21-18-1-44	44
42 Jan. 7	vs. VAN	3-1 W	22-18-1-46	46
43 Jan. 9	at WPG	0-2 L	22-19-1-46	46
44 Jan. 11	vs. SJS	3-2 W	23-19-1-48	48
45 Jan. 13	vs. NJD	1-2 L	23-20-1-48	48
46 Jan. 14	at EDM	1-2 L(SO)	23-20-1-49	49
47 Jan. 17	vs. FLA	5-2 W	24-20-1-51	51
48 Jan. 19	vs. NSH	3-4 L	24-21-1-51	51
49 Jan. 21	vs. EDM	3-7 L	24-22-1-51	49
50 Jan. 23	at TOR	0-4 L	24-23-1-51	50
51 Jan. 24	at MTL	1-5 L	24-24-1-51	51
52 Jan. 26	at OTT	3-2 W(OT)	25-24-1-53	53
53 Feb. 1	vs. MIN	5-1 W	26-24-1-55	55
54 Feb. 3	at NYR	4-3 W(OT)	27-24-1-57	57
55 Feb. 5	vs. ARI	3-4 L	27-25-1-57	55
56 Feb. 7	at PIT	3-2 W(SO)	28-25-1-59	59
57 Feb. 13	vs. ARI	0-5 L	28-26-1-59	57
58 Feb. 15	vs. PHI	3-1 W	29-26-1-62	62
59 Feb. 18	at VAN	1-2 L(OT)	29-26-2-62	61
60 Feb. 21	at NSH	6-5 W(OT)	30-26-2-64	66
61 Feb. 23	at TBL	3-2 W	31-26-2-66	61
62 Feb. 24	at FLA	4-2 W	32-26-2-68	62
63 Feb. 26	at CAR	3-1 W	33-26-2-70	63
64 Feb. 28	vs. LAK	2-1 W(OT)	34-26-2-72	64
65 Mar. 3	vs. DET	3-2 W(OT)	35-26-2-74	65
66 Mar. 5	vs. NYI	5-2 W	36-26-2-76	66
67 Mar. 9	vs. MTL	5-0 W	37-26-2-78	67
68 Mar. 11	at WPG	3-0 W	38-26-2-80	68
69 Mar. 13	vs. PIT	4-3 W(SO)	39-26-2-82	69
70 Mar. 15	vs. BOS	2-5 L	39-27-2-82	67
71 Mar. 17	vs. DAL	3-1 W	40-27-2-84	71
72 Mar. 19	vs. LAK	5-2 W	41-27-2-86	73
73 Mar. 21	at WSH	2-4 L	41-28-2-86	74
74 Mar. 23	at NSH	1-3 L	41-29-2-86	74
75 Mar. 25	at STL	3-2 W(OT)	42-29-2-88	75
76 Mar. 27	vs. COL	4-2 W	43-29-2-90	76
77 Mar. 29	vs. LAK	1-4 L	43-30-2-90	77
78 Mar. 31	vs. SJS	5-2 W	44-30-2-92	78
79 Apr. 2	vs. ANA	3-4 L	44-31-2-92	79
80 Apr. 4	at ANA	1-3 L	44-32-2-92	80
81 Apr. 6	at LAK	4-1 W	45-32-2-94	81
82 Apr. 8	at SJS	1-3 L	45-33-2-94	82

2015-16

DATE	OPP.	RESULT	RECORD	PTS
1 Oct. 7	vs. VAN	1-5 L	0-1-0-0	0
2 Oct. 10	at VAN	3-2 W(OT)	1-1-0-0	2
3 Oct. 13	vs. STL	3-4 L	1-2-0-0	2
4 Oct. 16	at WPG	1-3 L	1-3-0-0	2
5 Oct. 17	vs. EDM	2-5 L	1-4-0-0	2
6 Oct. 20	vs. WSH	2-6 L	1-5-0-0	2
7 Oct. 23	vs. DET	3-2 W(OT)	2-5-0-0	4
8 Oct. 25	at NYR	1-4 L	2-6-0-0	4
9 Oct. 26	at NYI	0-4 L	2-7-0-0	4
10 Oct. 28	at OTT	4-5 L(SO)	2-7-0-1	5
11 Oct. 30	vs. MTL	2-6 L	2-8-0-1	5
12 Oct. 31	at EDM	5-4 W	3-8-0-1	7
13 Nov. 3	at COL	3-6 L	3-9-0-1	7
14 Nov. 5	vs. PHI	2-1 W(OT)	4-9-0-1	9
15 Nov. 7	vs. PIT	5-2 W	5-9-0-1	11
16 Nov. 10	at FLA	3-4 L	5-10-0-1	11
17 Nov. 12	at TBL	1-3 L	5-11-0-1	11
18 Nov. 13	at WSH	3-2 W(OT)	6-11-0-1	13
19 Nov. 15	vs. CHI	1-4 L	6-12-0-1	13
20 Nov. 18	vs. NJD	3-2 W	7-12-0-1	15
21 Nov. 20	vs. CHI	2-1 W(OT)	8-12-0-1	17
22 Nov. 24	at ANA	3-5 L	8-13-0-1	17
23 Nov. 27	at ARI	1-2 L(OT)	8-14-1-1	18
24 Nov. 28	at SJS	2-5 L	8-15-1-1	18
25 Dec. 1	vs. DAL	4-3 W(SO)	9-14-1-1	20
26 Dec. 4	vs. BOS	5-4 W(OT)	10-14-1-22	22
27 Dec. 8	vs. SJS	4-2 W	11-14-1-24	24
28 Dec. 10	vs. BUF	4-3 W	12-14-1-26	26
29 Dec. 12	vs. NYR	5-4 W(OT)	13-14-1-28	30
30 Dec. 15	at NSH	2-1 W(OT)	14-14-1-30	32
31 Dec. 17	at DAL	3-1 W	15-14-1-32	32
32 Dec. 19	at STL	2-3 L	15-15-1-32	32
33 Dec. 20	at DET	2-4 L	15-16-1-32	32
34 Dec. 22	vs. WPG	4-1 W	16-16-1-34	34
35 Dec. 27	vs. EDM	5-3 W	17-16-1-36	36
36 Dec. 29	vs. ANA	0-1 L	17-17-1-36	36
37 Dec. 31	vs. LAK	1-4 L	17-18-1-36	36
38 Jan. 2	at COL	4-0 W	18-18-1-38	38
39 Jan. 5	vs. TBL	3-1 W	19-18-1-40	40
40 Jan. 7	vs. ARI	1-2 L	19-19-1-40	40
41 Jan. 11	vs. SJS	4-5 L	19-20-1-40	40
42 Jan. 13	vs. FLA	6-0 W	20-20-1-42	42
43 Jan. 16	at EDM	1-2 L(SO)	20-21-1-43	43
44 Jan. 19	at NJD	2-4 L	20-21-2-43	43
45 Jan. 21	at CLB	4-2 W	21-21-1-45	45
46 Jan. 24	at CAR	2-5 L	21-22-1-45	45
47 Jan. 25	at DAL	1-2 L	21-23-1-45	45
48 Jan. 27	vs. NSH	1-2 L	21-24-1-45	45
49 Feb. 3	vs. CAR	4-1 W	22-24-1-47	47
50 Feb. 5	vs. CLB	1-2 L	22-25-1-47	47
51 Feb. 6	at VAN	4-1 W	23-25-1-49	49
52 Feb. 9	vs. TOR	4-3 W	24-25-1-52	52
53 Feb. 11	at SJS	6-5 W(SO)	25-25-1-53	53
54 Feb. 12	at ARI	1-4 L	25-26-1-53	53
55 Feb. 15	vs. ANA	4-6 L	25-27-1-53	53
56 Feb. 17	vs. MIN	3-5 L	25-28-1-53	53
57 Feb. 19	vs. VAN	5-2 W	26-28-1-55	55
58 Feb. 21	at ANA	2-5 L	26-29-1-55	55
59 Feb. 23	at LAK	1-2 L	26-30-1-55	55
60 Feb. 25	vs. NYI	1-2 L(OT)	26-30-2-56	56
61 Feb. 27	vs. OTT	4-6 L	26-31-2-56	56
62 Feb. 29	at PHI	3-5 L	26-32-2-56	56
63 Mar. 1	at BOS	1-2 L	26-33-2-56	56
64 Mar. 3	at BUF	3-6 L	26-34-2-56	56
65 Mar. 5	at PIT	4-2 W	27-34-2-58	58
66 Mar. 7	vs. SJS	1-2 L(OT)	27-34-3-59	59
67 Mar. 9	vs. NSH	3-2 W(OT)	28-34-3-61	61
68 Mar. 11	vs. ARI	1-4 L	28-35-3-61	61
69 Mar. 14	vs. STL	7-4 W	29-35-3-63	63
70 Mar. 16	vs. WPG	4-1 W	30-35-3-65	65
71 Mar. 18	vs. COL	3-4 L(SO)	30-36-3-66	66
72 Mar. 20	at MTL	4-1 W	31-35-3-68	68
73 Mar. 21	at TOR	2-5 L	31-36-3-68	68
74 Mar. 24	at MIN	2-6 L	31-37-3-68	68
75 Mar. 26	vs. CHI	1-4 L	31-38-3-68	68
76 Mar. 28	at ARI	5-2 W	32-38-3-70	70
77 Mar. 30	at ANA	3-8 L	32-39-3-70	70
78 Mar. 31	at LAK	0-3 L	32-40-3-70	70
79 Apr. 2	at EDM	5-0 W	33-40-3-72	72
80 Apr. 5	vs. LAK	4-5 L(OT)	33-40-4-73	73
81 Apr. 7	vs. VAN	7-3 W	34-40-4-75	75
82 Apr. 9	at MIN	2-1 W	35-40-4-77	77

2014-15

DATE	OPP.	RESULT	RECORD	PTS
1 Oct. 8	vs. VAN	2-4 L	0-1-0-0	0
2 Oct. 9	at EDM	5-2 W	1-1-0-0	2
3 Oct. 11	at STL	1-4 L	1-2-0-0	2
4 Oct. 14	at NSH	3-2 W(SO)	2-2-0-0	4
5 Oct. 15	at CHI	2-1 W(OT)	3-2-0-0	6
6 Oct. 17	at CBJ	2-3 L	3-3-0-0	6
7 Oct. 19	at WPG	4-1 W	4-3-0-0	8
8 Oct. 21	vs. TBL	1-2 L(OT)	4-3-1-0	9
9 Oct. 23	vs. CAR	5-0 W	5-3-1-0	9
10 Oct. 25	vs. WSH	1-3 L	5-4-1-0	11
11 Oct. 28	vs. MTL	1-2 L(SO)	5-4-1-1	12
12 Oct. 31	vs. NSH	4-3 W	6-4-1-1	14
13 Nov. 2	at MTL	6-2 W	7-4-1-1	16
14 Nov. 4	at WSH	4-3 W(OT)	8-4-1-1	18
15 Nov. 6	at TBL	2-5 L	8-5-1-1	18
16 Nov. 8	at FLA	6-4 W	9-5-1-1	20
17 Nov. 10	at CAR	1-4 L	9-6-1-1	20
18 Nov. 13	vs. ARI	5-3 W	10-6-1-1	22
19 Nov. 15	vs. OTT	4-2 W	11-6-1-1	24
20 Nov. 18	vs. ANA	4-3 W(SO)	12-6-1-1	26
21 Nov. 20	vs. CHI	3-4 L	12-7-1-1	26
22 Nov. 22	vs. NJD	5-4 W(SO)	13-7-1-1	28
23 Nov. 25	at ANA	2-3 L	13-8-1-1	28
24 Nov. 26	at SJS	2-0 W	14-8-1-1	30
25 Nov. 29	at ARI	3-0 W	15-8-1-1	32
26 Dec. 2	vs. ARI	5-2 W	16-8-1-1	34
27 Dec. 4	vs. COL	4-3 W(OT)	17-8-1-1	36
28 Dec. 6	vs. SJS	2-3 L	17-9-1-1	36
29 Dec. 9	at TOR	1-4 L	17-10-1-1	36
30 Dec. 11	at BUF	3-4 L	17-11-1-1	36
31 Dec. 12	at PIT	1-3 L	17-12-1-1	36
32 Dec. 14	at CHI	1-2 L	17-13-1-1	36
33 Dec. 16	vs. NYR	2-5 L	17-14-1-1	36
34 Dec. 19	vs. DAL	1-2 L	17-15-1-1	36
35 Dec. 20	at VAN	2-3 L(OT)	17-15-2-1	39
36 Dec. 22	at LAK	4-3 W(OT)	18-15-2-1	39
37 Dec. 27	vs. EDM	4-1 W	19-15-2-1	41
38 Dec. 29	vs. LAK	2-1 W	20-15-2-1	43
39 Dec. 31	vs. EDM	4-3 W(OT)	21-15-2-1	45
40 Jan. 2	vs. NYI	1-2 L	21-16-2-1	45
41 Jan. 7	vs. DET	2-3 L	21-17-2-1	45
42 Jan. 9	vs. FLA	5-6 L	21-18-2-1	45
43 Jan. 10	at VAN	1-0 W	22-18-2-1	47
44 Jan. 15	at ARI	4-1 W	23-18-2-1	49
45 Jan. 17	at SJS	4-3 W(OT)	24-18-2-1	51
46 Jan. 19	at LAK	2-1 W(OT)	25-18-2-1	53
47 Jan. 21	at ANA	3-6 L	25-19-2-1	53
48 Jan. 27	vs. MIN	4-1 W	26-19-2-1	55
49 Jan. 29	vs. BUF	0-1 L	26-20-2-1	55
50 Jan. 31	vs. EDM	4-2 W	27-20-2-1	57
51 Feb. 2	vs. WPG	5-2 W	28-20-2-1	59
52 Feb. 4	vs. SJS	3-1 W	29-20-2-1	61
53 Feb. 6	vs. PIT	0-4 L	29-21-2-1	61
5				

2012-14

DATE	OPP.	RESULT	RECORD	PTS
1 Oct. 3	at WSH	4-5 L(SO)	0-0-0-1	1
2 Oct. 4	at CBJ	4-3 W	1-0-0-1	3
3 Oct. 6	vs. VAN	4-5 (OT)	1-0-1-1	4
4 Oct. 9	vs. MTL	3-2 W	2-0-1-1	6
5 Oct. 11	vs. NJD	3-2 W	3-0-1-1	8
6 Oct. 16	at ANA	2-3 L	3-1-1-1	8
7 Oct. 19	at SJS	3-6 L	3-2-1-1	8
8 Oct. 21	at LAK	3-2 W	4-2-1-1	10
9 Oct. 22	at PHX	2-4 L	4-3-1-1	10
10 Oct. 24	at DAL	1-5 L	4-4-1-1	10
11 Oct. 26	vs. WSH	5-2 W	5-4-1-1	12
12 Oct. 30	vs. TOR	2-4 L	5-5-1-1	12
13 Nov. 1	vs. DET	3-4 L	5-6-1-1	12
14 Nov. 3	at CHI	3-2 W(OT)	6-6-1-1	14
15 Nov. 5	at MIN	1-5 L	6-7-1-1	14
16 Nov. 7	at STL	2-3 L	6-8-1-1	14
17 Nov. 8	at COL	2-4 L	6-9-1-1	14
18 Nov. 12	vs. SJS	3-2 L(OT)	6-9-2-1	15
19 Nov. 14	vs. DAL	3-7 L	6-10-2-1	15
20 Nov. 16	vs. EDM	2-4 L	6-11-2-1	15
21 Nov. 18	at WPG	5-4 W(SO)	7-11-2-1	17
22 Nov. 20	vs. CBJ	1-2 L(OT)	7-11-3-1	18
23 Nov. 22	vs. FLA	4-3 W(SO)	8-11-3-1	20
24 Nov. 27	vs. CHI	2-3 L	8-12-3-1	20
25 Nov. 29	at ANA	2-5 L	8-13-3-1	20
26 Nov. 30	at LAK	2-1 W	9-13-3-1	22
27 Dec. 4	vs. PHX	4-1 W	10-13-3-1	24
28 Dec. 6	vs. COL	2-3 L	10-14-3-1	24
29 Dec. 7	at EDM	2-1 W(OT)	11-14-3-1	26
30 Dec. 10	vs. BOS	1-2 L	11-15-3-1	26
31 Dec. 12	vs. CAR	2-1 W(OT)	12-15-3-1	28
32 Dec. 14	at BUF	2-1 W(OT)	13-15-3-1	30
33 Dec. 15	at NYR	3-4 L(SO)	13-15-3-2	31
34 Dec. 17	at BOS	0-2 L	13-16-3-2	31
35 Dec. 19	at DET	2-3 L(OT)	13-16-4-2	32
36 Dec. 21	at PIT	3-4 L	13-17-4-2	32
37 Dec. 23	vs. STL	4-3 W(SO)	14-17-4-2	34
38 Dec. 27	vs. EDM	0-2 L	14-18-4-2	34
39 Dec. 29	vs. VAN	0-2 L	14-19-4-2	34
40 Dec. 31	vs. PHI	1-4 L	14-20-4-2	34
41 Jan. 3	vs. TBL	0-2 L	14-21-4-2	34
42 Jan. 6	at COL	4-3 W	15-21-4-2	36
43 Jan. 7	at PHX	0-6 L	15-22-4-2	36
44 Jan. 9	vs. STL	0-5 L	15-23-4-2	36
45 Jan. 11	vs. PIT	1-2 L	15-24-4-2	36
46 Jan. 13	at CAR	2-0 W	16-24-4-2	38
47 Jan. 14	at NSH	2-4 L	16-25-4-2	38
48 Jan. 16	vs. WPG	2-5 L	16-26-4-2	38
49 Jan. 18	at VAN	2-3 L(SO)	16-26-4-3	39
50 Jan. 20	at SJS	2-3 L	16-27-4-3	39
51 Jan. 22	vs. PHX	3-2 W	17-27-4-3	41
52 Jan. 24	vs. NSH	5-4 W(SO)	18-27-4-3	43
53 Jan. 28	vs. CHI	5-4 W(OT)	19-27-4-3	45
54 Jan. 30	vs. SJS	4-1 W	20-27-4-3	47
55 Feb. 1	vs. MIN	4-3 W(OT)	21-27-4-3	49
56 Feb. 4	at MTL	0-2 L	21-28-4-3	49
57 Feb. 6	at NYI	4-2 W	22-28-4-3	51
58 Feb. 8	at PHI	1-2 L	22-29-4-3	51
59 Feb. 27	vs. LAK	0-2 L	22-30-4-3	51
60 Mar. 1	at EDM	2-1 W(OT)	23-30-4-3	53
61 Mar. 3	at MIN	2-3 L	23-31-4-3	53
62 Mar. 5	vs. OTT	4-1 W	24-31-4-3	55
63 Mar. 7	vs. NYI	4-3 W	25-31-4-3	57
64 Mar. 8	at VAN	1-2 L	25-32-4-3	57
65 Mar. 10	vs. LAK	2-3 L	25-33-4-3	57
66 Mar. 12	vs. ANA	7-2 W	26-33-4-3	59
67 Mar. 14	at DAL	4-3 W(SO)	27-33-4-3	61
68 Mar. 15	at PHX	2-3 L	27-34-4-3	61
69 Mar. 18	vs. BUF	3-1 W	28-34-4-3	63
70 Mar. 21	vs. NSH	5-6 L	28-35-4-3	63
71 Mar. 22	at EDM	8-1 W	29-35-4-3	65
72 Mar. 24	vs. SJS	2-1 W(SO)	30-35-4-3	67
73 Mar. 26	vs. ANA	2-3 L	30-36-4-3	67
74 Mar. 28	vs. NYR	4-3 W	31-36-4-3	69
75 Mar. 30	at OTT	3-6 L	31-37-4-3	69
76 Apr. 1	at TOR	2-3 L	31-38-4-3	69
77 Apr. 3	at TBL	4-1 W	32-38-4-3	71
78 Apr. 4	at FLA	2-1 W	33-38-4-3	73
79 Apr. 7	at NJD	1-0 W	34-38-4-3	75
80 Apr. 9	vs. LAK	4-3 W(SO)	35-38-4-3	77
81 Apr. 11	vs. WPG	3-5 L	35-39-4-3	77
82 Apr. 13	at VAN	1-5 L	35-40-4-3	77

2012-13

DATE	OPP.	RESULT	RECORD	PTS
1 Jan. 20	vs. SJS	1-4 L	0-1-0-0	0
2 Jan. 21	vs. ANA	4-5 L	0-2-0-0	0
3 Jan. 23	at VAN	2-3 L (SO)	0-2-0-1	1
4 Jan. 26	vs. EDM	4-3 W	1-2-0-1	3
5 Jan. 31	vs. COL	3-6 L	1-3-0-1	3
6 Feb. 2	vs. CHI	2-3 L (SO)	1-3-0-2	4
7 Feb. 5	at DET	4-1 W	2-3-0-2	6
8 Feb. 7	at CBJ	4-3 W(OT)	3-3-0-2	8
9 Feb. 9	at VAN	1-5 L	3-4-0-2	8
10 Feb. 11	vs. MIN	1-2 L (SO)	3-4-0-3	9
11 Feb. 13	vs. DAL	7-4 W	4-4-0-3	11
12 Feb. 15	vs. STL	2-5 L	4-5-0-3	11
13 Feb. 17	at DAL	4-3 W	5-5-0-3	13
14 Feb. 18	at PHX	0-4 L	5-6-0-3	13
15 Feb. 20	vs. LAK	1-3 L	5-7-0-3	13
16 Feb. 23	vs. MIN	3-1 W	6-7-0-3	15
17 Feb. 24	vs. PHX	5-4 W	7-7-0-3	17
18 Feb. 26	at MIN	1-2 L (OT)	7-7-1-3	18
19 Feb. 28	at COL	4-5 L	7-8-1-3	18
20 Mar. 3	vs. VAN	4-2 W	8-8-1-3	20
21 Mar. 6	vs. SJS	4-1 W	9-8-1-3	22
22 Mar. 8	at ANA	0-4 L	9-9-1-3	22
23 Mar. 9	at LAK	2-6 L	9-10-1-3	22
24 Mar. 11	at LAK	1-3 L	9-11-1-3	22
25 Mar. 13	vs. DET	5-2 W	10-11-1-3	24
26 Mar. 15	vs. NAS	6-3 W	11-11-1-3	26
27 Mar. 18	at DAL	3-4 L	11-12-1-3	26
28 Mar. 21	at NAS	3-5 L	11-13-1-3	26
29 Mar. 22	at CBJ	1-5 L	11-14-1-3	26
30 Mar. 24	vs. STL	3-2 W	12-14-1-3	28
31 Mar. 26	at CHI	0-2 L	12-15-1-3	28
32 Mar. 27	vs. COL	4-3 W	13-15-1-3	30
33 Mar. 29	vs. CBJ	4-6 L	13-16-1-3	30
34 Apr. 1	at EDM	1-4 L	13-17-1-3	30
35 Apr. 3	vs. EDM	2-8 L	13-18-1-3	30
36 Apr. 5	at SJS	1-2 L	13-19-1-3	30
37 Apr. 6	at VAN	2-5 L	13-20-1-3	30
38 Apr. 8	at COL	3-1 W	14-20-1-3	32
39 Apr. 10	vs. VAN	1-4 L	14-21-1-3	32
40 Apr. 12	vs. PHX	3-2 W (OT)	15-21-1-3	34
41 Apr. 13	at EDM	4-1 W	16-21-1-3	36
42 Apr. 15	vs. MIN	3-4 L	16-22-1-3	36
43 Apr. 17	vs. DET	3-2 W	17-22-1-3	38
44 Apr. 19	vs. ANA	3-1 W	18-22-1-3	40
45 Apr. 21	at MIN	4-1 W	19-22-1-3	42
46 Apr. 23	at NAS	3-4 L	19-23-1-3	42
47 Apr. 25	at STL	1-4 L	19-24-1-3	42
48 Apr. 26	at CHI	1-3 L	19-25-1-3	42

2011-12

DATE	OPP.	RESULT	RECORD	PTS
1 Oct. 8	vs. PIT	3-5 L	0-1-0-0	0
2 Oct. 10	at STL	2-5 L	0-2-0-0	0
3 Oct. 13	at MTL	4-1 W	1-2-0-0	2
4 Oct. 15	at TOR	2-3 L	1-3-0-0	2
5 Oct. 18	vs. EDM	2-1 W	2-3-0-0	4
6 Oct. 20	vs. NYR	2-3 L(OT)	2-3-1-0	5
7 Oct. 22	vs. NSH	0-2 L	2-4-1-0	5
8 Oct. 26	vs. COL	4-2 W	3-4-1-0	7
9 Oct. 28	vs. STL	3-1 W	4-4-1-0	9
10 Nov. 1	vs. VAN	1-5 L	4-5-1-0	9
11 Nov. 3	at DET	4-1 W	5-5-1-0	11
12 Nov. 4	at BUF	1-2 L	5-6-1-0	11
13 Nov. 6	at COL	2-1 W	6-6-1-0	13
14 Nov. 8	vs. MIN	0-3 L	6-7-1-0	13
15 Nov. 11	at CHI	1-4 L	6-8-1-0	13
16 Nov. 12	at COL	4-3 W	7-8-1-0	15
17 Nov. 15	vs. OTT	1-3 L	7-9-1-0	15
18 Nov. 18	vs. CHI	5-2 W	8-9-1-0	17
19 Nov. 21	at CBJ	1-4 L	8-10-1-0	17
20 Nov. 23	at DET	3-5 L	8-11-1-0	17
21 Nov. 25	at STL	0-2 L	8-12-1-0	17
22 Nov. 27	at MIN	5-2 W	9-12-1-0	19
23 Nov. 29	vs. NSH	1-0 W	10-12-1-0	21
24 Dec. 1	vs. CBJ	3-4 L(SO)	10-12-1-1	22
25 Dec. 3	at EDM	5-3 W	11-12-1-1	24
26 Dec. 4	at VAN	1-5 L	11-13-1-1	24
27 Dec. 6	vs. CAR	7-6 W	12-13-1-1	26
28 Dec. 8	vs. COL	3-2 W	13-13-1-1	28
29 Dec. 10	vs. EDM	3-0 W	14-13-1-1	30
30 Dec. 13	at NSH	1-2 L	14-14-1-1	30
31 Dec. 15	at TBL	4-5 L(OT)	14-14-2-1	31
32 Dec. 16	at FLA	2-3 L	14-14-2-2	32
33 Dec. 18	at CHI	2-4 L	14-15-2-2	32
34 Dec. 20	vs. MIN	2-1 W	15-15-2-2	34
35 Dec. 22	vs. DET	3-2 W	16-15-2-2	36
36 Dec. 23	at VAN	3-1 W	17-15-2-2	38
37 Dec. 27	at CBJ	2-1 W(SO)	18-15-2-2	40
38 Dec. 29	at NYI	1-3 L	18-16-2-2	40
39 Dec. 30	at OTT	3-4 L(OT)	18-16-3-2	41
40 Jan. 1	at NSH	3-5 L	18-17-3-2	41
41 Jan. 3	at WSH	1-3 L	18-18-3-2	41
42 Jan. 5	at BOS	0-9 L	18-19-3-2	41
43 Jan. 7	vs. MIN	3-1 W	19-19-3-2	43
44 Jan. 10	vs. NJD	6-3 W	20-19-3-2	45
45 Jan. 12	vs. ANA	1-0 W(OT)	21-19-3-2	47
46 Jan. 14	vs. LAK	1-4 L	21-20-3-2	47
47 Jan. 17	at SJS	1-2 L(SO)	21-20-3-3	48
48 Jan. 19	at LAK	2-1 W(SO)	22-20-3-3	50
49 Jan. 21	at EDM	6-2 W	23-20-3-3	52
50 Jan. 24	vs. SJS	0-1 L	23-21-3-3	52
51 Jan. 31	vs. STL	1-3 L	23-22-3-3	52
52 Feb. 3	vs. CHI	3-1 W	24-22-3-3	54
53 Feb. 6	at ANA	2-3 L(SO)	24-22-3-4	55
54 Feb. 8	at SJS	4-3 W	25-22-3-4	57
55 Feb. 9	at PHX	1-2 L(OT)	25-22-4-4	58
56 Feb. 11	vs. VAN	3-2 W(SO)	26-22-4-4	60
57 Feb. 14	vs. TOR	5-1 W	27-22-4-4	62
58 Feb. 16	at DAL	2-3 L(OT)	27-22-5-4	63
59 Feb. 18	at LAK	1-0 W	28-22-5-4	65
60 Feb. 21	vs. EDM	1-6 L	28-23-5-4	65
61 Feb. 23	vs. PHX	3-4 L(SO)	28-23-5-5	66
62 Feb. 25	vs. PHI	4-5 L(SO)	28-23-5-6	67
63 Feb. 27	vs. STL	1-3 L	28-24-5-6	67
64 Mar. 1	at PHX	4-2 W	29-24-5-6	69
65 Mar. 2	at ANA	2-3 L	29-25-5-6	69
66 Mar. 4	vs. DAL	2-3 L(SO)	29-25-5-7	70
67 Mar. 6	vs. MTL	5-4 W	30-25-5-7	72
68 Mar. 9	vs. WPG	5-3 W	31-25-5-7	74
69 Mar. 11	at MIN	4-3 W	32-25-5-7	76
70 Mar. 13	vs. SJS	3-2 W(OT)	33-25-5-7	78
71 Mar. 15	vs. PHX	4-1 W	34-25-5-7	80
72 Mar. 16	at EDM	1-3 L	34-26-5-7	80
73 Mar. 18	vs. CBJ	1-2 L(SO)	34-26-5-8	81
74 Mar. 20	at COL	1-2 L(OT)	34-26-6-8	82
75 Mar. 22	at MIN	2-3 L(SO)	34-26-6-9	83
76 Mar. 24	at DAL	1-4 L	34-27-6-9	83
77 Mar. 26	vs. DAL	5-4 W	35-27-6-9	85
78 Mar. 28	vs. LAK	0-3 L	35-28-6-9	85
79 Mar. 30	vs. COL	1-4 L	35-29-6-9	85
80 Mar. 31	at VAN	2-3 L(OT)	35-29-7-9	86
81 Apr. 5	vs. VAN	3-2 W	36-29-7-9	88
82 Apr. 7	vs. ANA	5-2 W	37-29-7-9	90

2010-11

DATE	OPP.	RESULT	RECORD	PTS
1 Oct. 7	at EDM	0-4 L	0-1-0-0	0
2 Oct. 10	vs. LAK	3-1 W	1-1-0-0	2
3 Oct. 14	vs. FLA	0-3 L	1-2-0-0	2
4 Oct. 16	vs. EDM	5-3 W	2-2-0-0	4
5 Oct. 19	at NSH	1-0 W(OT)	3-2-0-0	4
6 Oct. 21	at DET	2-4 L	3-3-0-0	4
7 Oct. 22	at CBJ	6-2 W	4-3-0-0	8
8 Oct. 24	vs. SJS	4-0 W	5-3-0-0	10
9 Oct. 26	vs. EDM	5-4 W(SO)	6-3-0-0	12
10 Oct. 28	vs. COL	5-6 L	6-4-0-0	12
11 Oct. 30	vs. WSH	2-7 L	6-5-0-0	12
12 Nov. 3	vs. DET	1-2 L	6-6-0-0	12
13 Nov. 5	at MIN	1-2 L	6-7-0-0	12
14 Nov. 9	at COL	4-2 W	7-7-0-0	14
15 Nov. 12	at PHX	4-5 L	7-8-0-0	14
16 Nov. 13	at SJS	3-4 L	7-9-0-0	14
17 Nov. 17	vs. PHX	1-3 L	7-10-0-0	14
18 Nov. 19	vs. CHI	7-2 W	8-10-0-0	16
19 Nov. 21	at DET	4-5 L(OT)	8-10-1-0	17
20 Nov. 22	at NYR	1-2 L	8-11-1-0	17
21 Nov. 24	at NJD	1-2 L(SO)	8-11-1-1	18
22 Nov. 24	at PHI	3-2 W(SO)	9-11-1-1	20
23 Nov. 27	at PIT	1-4 L	9-12-1-1	20
24 Nov. 29	vs. MIN	3-0 W	10-12-1-1	22
25 Dec. 1	vs. VAN	2-7 L	10-13-1-1	22
26 Dec. 3	at MIN	3-2 W(SO)	11-13-1-1	24
27 Dec. 5	at CHI	2-4 L	11-14-1-1	24
28 Dec. 7	vs. TBL	4-2 W	12-14-1-1	26
29 Dec. 9	at LAK	1-2 L	12-15-1-1	26
30 Dec. 10	at ANA	2-3 L(SO)	12-15-2-1	27
31 Dec. 13	vs. CBJ	3-2 W(OT)	13-15-2-2	29
32 Dec. 16	vs. TOR	5-2 W	14-15-2-2	31
33 Dec. 18	vs. MIN	1-3 L	14-16-2-2	31
34 Dec. 20	at MIN	1-4 L	14-17-2-2	31
35 Dec. 21	at CBJ	1-3 L	14-18-2-2	31
36 Dec. 23	at DAL	3-2 W(SO)	15-18-2-3	33
37 Dec. 27	vs. BUF	5-2 W	16-18-2-3	35
38 Dec. 31	vs. COL	3-2 W	17-18-2-3	37
39 Jan. 1	at EDM	2-1 W	18-18-2-3	39
40 Jan. 3	vs. NYI	1-5 L	18-19-2-3	39
41 Jan. 5	at VAN	2-3 L	18-20-2-3	39
42 Jan. 7	vs. DET	4-5 L(SO)	18-20-3-4	40
43 Jan. 11	at CAR	5-6 L(SO)	18-20-4-1	41
44 Jan. 14	at OTT	3-2 W	19-20-4-1	43
45 Jan. 15	at TOR	2-1 W(SO)	20-20-4-1	45
46 Jan. 17	at MTL	4-5 L(OT)	20-21-2-4	46
47 Jan. 19	vs. MIN	0-6 L	20-22-2-4	46
48 Jan. 21	vs. DAL	7-4 W	21-21-2-4	48
49 Jan. 22	at VAN	4-3 W(SO)	22-21-2-4	50
50 Jan. 24	vs. NSH	3-1 W	23-21-2-4	52
51 Jan. 26	vs. STL	4-1 W	24-21-2-4	54
52 Feb. 1	at NSH	3-2 W(SO)	25-21-2-4	56
53 Feb. 3	at ATL	4-2 W	26-21-2-4	58
54 Feb. 5	vs. LAK	3-4 L(SO)	26-21-2-5	59
55 Feb. 7	vs. CHI	1-1 W	27-21-2-5	61
56 Feb. 9	vs. OTT	5-2 W	28-21-2-5	63
57 Feb. 11	vs. ANA	4-5 L(OT)	28-21-3-5	64
58 Feb. 12	at VAN	2-4 L	28-22-3-5	64
59 Feb. 14	at COL	9-1 W	29-22-3-5	66
60 Feb. 16	vs. DAL	4-2 W	30-22-3-5	68
61 Feb. 20	vs. MTL	4-0 W	31-22-3-5	70
62 Feb. 22	vs. BOS	1-3 L	31-23-3-5	70
63 Feb. 25	vs. SJS	3-4 L(SO)	31-23-3-6	71
64 Feb. 27	vs. STL	1-0 W	32-23-3-6	73
65 Mar. 1	at STL	6-0 W	33-23-3-6	75
66 Mar. 2	at CHI	4-6 L	33-24-3-6	75
67 Mar. 4	vs. CBJ	4-3 W	34-24-3-6	77
68 Mar. 6	vs. NSH	3-2 W	35-24-3-6	79
69 Mar. 9	at DAL	4-3 W(SO)	36-24-3-6	81
70 Mar. 10	at PHX	0-3 L	36-25-3-6	81
71 Mar. 12	vs. VAN	3-4 L	36-26-3-6	81
72 Mar. 15	vs. PHX	3-4 L	36-27-3-6	81
73 Mar. 17	vs. COL	5-2 W	37-27-3-6	83
74 Mar. 20	at ANA	4-5 L(OT)	37-27-4-6	84
75 Mar. 21	at LAK	1-2 L(SO)	37-27-4-7	85
76 Mar. 23	at SJS	3-6 L	37-28-4-7	85
77 Mar. 26	at EDM	5-4 W(SO)	38-28-4-7	87
78 Mar. 30	vs. ANA	2-4 L	38-29-4-7	87
79 Apr. 1	at STL	3-2 W	39-29-4-7	89
80 Apr. 3	at COL	2-1 W	40-29-4-7	91
81 Apr. 6	vs. EDM	6-1 W	41-29-4-7	93
82 Apr. 9	vs. VAN	2-3 L(OT)	41-29-5-7	94

2009-10

DATE	OPP.	RESULT	RECORD	PTS
1 Oct. 1	vs. VAN	5-3 W	1-0-0-0	2
2 Oct. 3	at EDM	4-3 W	2-0-0-0	4
3 Oct. 6	vs. MTL	4-3 W	3-0-0-0	6
4 Oct. 8	at EDM	4-3 W(SO)	4-0-0-0	8
5 Oct. 9	vs. DAL	2-5 L	4-1-0-0	8
6 Oct. 12	at CHI	5-6 L(OT)	4-1-1-0	9
7 Oct. 13	at CBJ	1-2 L	4-2-1-0	9
8 Oct. 16	vs. VAN	5-3 W	5-2-1-0	11
9 Oct. 20	vs. CBJ	6-3 W	6-2-1-0	13
10 Oct. 24	vs. EDM	5-2 W	7-2-1-0	15
11 Oct. 28	vs. COL	2-3 L	7-3-1-0	15
12 Oct. 31	vs. DET	1-3 L	7-4-1-0	15
13 Nov. 4	at DAL	3-2 W(OT)	8-4-1-0	17
14 Nov. 5	at STL	2-1 W(OT)	9-4-1-0	19
15 Nov. 7	vs. NYR	3-1 W	10-4-1-0	21
16 Nov. 10	at MTL	1-0 W	11-4-1-0	23
17 Nov. 13	at BUF	1-2 L(SO)	11-4-1-1	24
18 Nov. 14	at TOR	5-2 W	12-4-1-1	26
19 Nov. 17	vs. COL	2-3 L	12-5-1-1	26
20 Nov. 19	vs. CHI	1-7 L	12-6-1-1	26
21 Nov. 21	at LAK	5-2 W	13-6-1-1	28
22 Nov. 23	at ANA	2-3 L(SO)	13-6-2-1	29
23 Nov. 25	vs. PHX	2-1 W	14-6-2-1	31
24 Nov. 27	at DET	3-0 W	15-6-2-1	33
25 Nov. 28	at CBJ	4-3 W(SO)	16-6-2-1	35
26 Nov. 30	at NSH	5-0 W	17-6-2-1	37
27 Dec. 3	at PHX	1-2 L	17-7-2-1	37
28 Dec. 5	at SJS	2-1 W	18-7-2-1	39
29 Dec. 7	at LAK	1-2 L	18-8-2-1	39
30 Dec. 9	vs. ATL	3-1 W	19-8-2-1	41
31 Dec. 11	vs. MIN	1-2 L(OT)	19-8-2-2	42
32 Dec. 13	at COL	2-3 L	19-9-2-2	42
33 Dec. 15	at STL	3-4 L	19-10-2-2	42
34 Dec. 17	vs. LAK	2-1 W	20-10-2-2	44
35 Dec. 19	vs. NSH	3-5 L	20-11-2-2	44
36 Dec. 23	vs. STL	1-2 L(SO)	20-11-2-3	45
37 Dec. 27	vs. VAN	1-5 L	20-12-2-3	45
38 Dec. 28	at EDM	4-1 W	21-12-2-3	47
39 Jan. 4	vs. LAK	2-1 W	22-12-2-3	49
40 Dec. 31	vs. EDM	2-1 W	23-12-2-3	51
41 Jan. 2	vs. TOR	3-1 W	24-12-2-3	53
42 Jan. 5	at NSH	3-1 W	25-12-2-3	55
43 Jan. 6	at MIN	1-4 L	25-13-2-3	55
44 Jan. 8	vs. CBJ	2-3L	26-14-2-3	55
45 Jan. 9	at VAN	3-2 W(SO)	26-14-2-3	57
46 Jan. 11	at COL	2-3 L(SO)	26-14-2-4	58
47 Jan. 13	vs. PIT	1-3 L	26-15-2-4	58
48 Jan. 15	vs. NSH	0-1 L	26-16-2-4	58
49 Jan. 17	at ANA	4-5 L	26-17-2-4	58
50 Jan. 18	at SJS	1-9 L	26-18-2-4	58
51 Jan. 21	vs. STL	1-3 L	26-19-2-4	58
52 Jan. 25	vs. STL	0-2 L	26-20-2-4	58
53 Jan. 27	at DAL	3-4 L(SO)	26-20-2-5	59
54 Jan. 28	at PHX	2-3 L(SO)	26-20-2-6	60
55 Jan. 30	vs. EDM	6-1 W	27-20-2-6	62
56 Feb. 1	vs. PHI	0-3 L	27-21-2-6	62
57 Feb. 3	vs. CAR	4-1 W	28-21-2-6	64
58 Feb. 5	at FLA	2-1 W	29-21-2-6	66
59 Feb. 6	at TBL	1-2 L(OT)	29-21-3-6	67
60 Feb. 9	at OTT	2-3 L	29-22-3-6	67
61 Feb. 11	vs. DAL	1-3 L	29-23-3-6	67
62 Feb. 13	vs. ANA	3-1 W	30-23-3-6	69
63 Mar. 3	vs. MIN	0-4 L	30-24-3-6	69
64 Mar. 5	vs. NJD	5-3 W	31-24-3-6	71
65 Mar. 7	at MIN	5-2 W	32-24-3-6	73
66 Mar. 9	at DET	4-2 W	33-24-3-6	75
67 Mar. 11	vs. OTT	2-0 W	34-24-3-6	77
68 Mar. 14	at VAN	1-3 L	34-25-3-6	77
69 Mar. 15	vs. DET	1-2 L	34-26-3-6	77
70 Mar. 17	at COL	3-2 W	35-26-3-6	79
71 Mar. 20	vs. SJS	4-3 W	36-26-3-6	81
72 Mar. 21	at MIN	3-4 L	36-27-3-6	81
73 Mar. 23	vs. ANA	3-1 W	37-27-3-6	83
74 Mar. 25	at NYI	2-3 L	37-28-3-6	83
75 Mar. 28	at BOS	0-5 L	37-29-3-6	83
76 Mar. 28	at WSH	5-3 W	38-29-3-6	85
77 Mar. 31	vs. PHX	2-1 W	39-29-3-6	87
78 Apr. 2	at COL	2-1 W	40-29-3-6	89
79 Apr. 4	at CHI	1-4 L	40-30-3-6	89
80 Apr. 6	vs. SJS	1-2 L	40-31-3-6	89
81 Apr. 8	vs. MIN	1-2 L(SO)	40-31-3-7	90
82 Apr. 10	at VAN	3-7 L	40-32-3-7	90

2008-09

DATE	OPP.	RESULT	RECORD	PTS
1 Oct. 9	at VAN	0-6 L	0-1-0-0	0
2 Oct. 11	vs. VAN	4-5 L(OT)	0-1-1-0	1
3 Oct. 14	vs. COL	5-4 W	1-1-1-0	3
4 Oct. 17	vs. EDM	3-4 L	1-2-1-0	3
5 Oct. 18	at EDM	2-3 L	1-3-1-0	3
6 Oct. 21	vs. WSH	2-1 W	2-3-1-0	5
7 Oct. 23	at NSH	5-3 W	3-3-1-0	7
8 Oct. 25	at PHX	4-1 W	4-3-1-0	9
9 Oct. 28	vs. COL	3-0 W	5-3-1-0	11
10 Oct. 30	vs. BOS	3-2 W	6-3-1-0	13
11 Nov. 1	at LAK	3-2 W	7-3-1-0	15
12 Nov. 2	at ANA	2-3 L	7-4-1-0	15
13 Nov. 4	vs. PHX	2-4 L	7-5-1-0	15
14 Nov. 6	vs. NSH	7-6 W	8-5-1-0	17
15 Nov. 8	at CBJ	1-3 L	8-6-1-0	17
16 Nov. 9	at CHI	1-6 L	8-7-1-0	17
17 Nov. 11	vs. TOR	4-3 W	9-7-1-0	19
18 Nov. 13	at SJS	1-6 L	9-8-1-0	19
19 Nov. 18	vs. COL	4-1 W	10-8-1-0	21
20 Nov. 20	at COL	1-0 W	11-8-1-0	23
21 Nov. 22	vs. DET	2-5 L	11-9-1-0	23
22 Nov. 25	vs. LAK	6-2 W	12-9-1-0	25
23 Nov. 27	at VAN	4-3 W	13-9-1-0	27
24 Nov. 29	vs. VAN	3-1 W	14-9-1-0	29
25 Dec. 2	vs. DAL	1-3 L	14-10-1-0	29
26 Dec. 5	at STL	4-3 W(OT)	15-10-1-0	31
27 Dec. 7	at NYR	3-0 W	16-10-1-0	33
28 Dec. 9	at MTL	1-4 L	16-11-1-0	33
29 Dec. 10	at DET	3-4 L(OT)	16-11-2-0	34
30 Dec. 12	vs. FLA	2-3 L(SO)	16-11-2-1	35
31 Dec. 16	at STL	6-3 W	17-11-2-1	37
32 Dec. 17	at MIN	3-2 W(OT)	18-11-2-1	39
33 Dec. 19	vs. CHI	2-3 L(OT)	18-11-3-1	40
34 Dec. 23	vs. ANA	4-3 W	19-11-3-1	42
35 Dec. 27	vs. OTT	6-3 W	20-11-3-1	44
36 Dec. 29	vs. EDM	2-1 W	21-11-3-1	46
37 Dec. 31	vs. MIN	6-4 W	22-11-3-1	48
38 Jan. 3	at NSH	3-2 W	23-11-3-1	50
39 Jan. 4	at CHI	2-5 L	23-12-3-1	50
40 Jan. 6	vs. SJS	5-2 W	24-12-3-1	52
41 Jan. 8	vs. NYI	5-2 W	25-12-3-1	54
42 Jan. 13	vs. STL	3-1 W	26-12-3-1	56
43 Jan. 15	at SJS	3-2 W	27-12-3-1	58
44 Jan. 17	vs. PHX	3-4 L	27-13-3-1	58
45 Jan. 18	at COL	2-6 L	27-14-3-1	58
46 Jan. 21	vs. CBJ	5-4 W(SO)	28-14-3-1	60
47 Jan. 28	vs. BUF	5-2 W	29-14-3-1	62
48 Jan. 30	vs. NSH	3-1 W	30-14-3-1	64
49 Feb. 2	at COL	3-4 L	30-15-3-1	64
50 Feb. 3	at DAL	1-3 L	30-16-3-1	64
51 Feb. 5	vs. CHI	2-5 L	30-17-3-1	64
52 Feb. 7	vs. ANA	1-2 L	30-18-3-1	64
53 Feb. 9	vs. MTL	2-6 W	31-18-3-1	66
54 Feb. 11	at ANA	2-3 L(OT)	31-18-4-1	67
55 Feb. 12	at LAK	2-0 W	32-18-4-1	69
56 Feb. 14	at PHX	7-5 W	33-18-4-1	71

2007-08

DATE	OPP.	RESULT	RECORD	PTS
1 Oct. 4	vs. PHI	2-3 L	0-1-0-0	0
2 Oct 6	vs. VAN	3-4 L(OT)	0-1-1-0	1
3 Oct 10	at DET	2-4 L	0-2-1-0	1
4 Oct 12	at DAL	3-2 W(OT)	1-2-1-0	3
5 Oct 13	at NSH	7-4 W	2-2-1-0	5
6 Oct 16	at COL	4-5 L(SO)	2-2-1-1	6
7 Oct 18	vs. LAK	4-3 W	3-2-1-1	8
8 Oct 20	vs. EDM	4-1 W	4-2-1-1	10
9 Oct 22	vs. SJS	1-4 L	4-3-1-1	10
10 Oct 24	vs. MIN	5-3 W	5-3-1-1	12
11 Oct 26	vs. COL	2-3 L(OT)	5-3-2-1	13
12 Oct 30	vs. NSH	5-1 W	6-3-2-1	15
13 Nov 1	vs. DET	1-4 L	6-4-2-1	15
14 Nov 3	at MIN	1-4 L	6-5-2-1	15
15 Nov 5	at COL	1-4 L	6-6-2-1	15
16 Nov 8	vs. VAN	2-3 L	6-7-2-1	15
17 Nov 10	vs. EDM	2-4 L	6-8-2-1	15
18 Nov 13	vs. MIN	3-2 W	7-8-2-1	17
19 Nov 17	at EDM	3-1 W	8-8-2-1	19
20 Nov 18	at VAN	1-4 L	8-9-2-1	19
21 Nov 20	vs. COL	4-1 W	9-9-2-1	21
22 Nov 22	vs. CHI	1-2 L	9-10-2-1	21
23 Nov 24	at COL	5-2 W	10-10-1-2	23
24 Nov 25	at STL	0-3 L	10-11-2-1	23
25 Nov 27	at DET	3-5 L	10-12-2-1	23
26 Nov 29	vs. ANA	1-4 L	10-13-2-1	23
27 Dec 1	vs. CBJ	3-4 L(OT)	10-13-3-1	24
28 Dec 4	vs. STL	3-1 W	11-13-3-1	26
29 Dec 6	vs. PIT	2-3 L(SO)	11-13-3-2	27
30 Dec 9	at CHI	3-2 W	12-13-3-2	29
31 Dec 11	at FLA	2-1 W(SO)	13-13-3-2	31
32 Dec 13	at TBL	9-6 W	14-13-3-2	33
33 Dec 14	at CAR	4-3 W	15-13-3-2	35
34 Dec 16	at STL	5-3 W	16-13-3-2	37
35 Dec 18	at CBJ	3-1 W	17-13-3-2	39
36 Dec 21	vs. DAL	2-3 L(OT)	17-13-4-2	40
37 Dec 23	vs. NJD	0-1 L(OT)	17-13-5-2	41
38 Dec 27	at VAN	3-5 L	17-14-5-2	41
39 Dec 29	vs. ANA	5-3 W	18-14-5-2	43
40 Dec 31	vs. VAN	2-1 W	19-14-5-2	45
41 Jan 2	vs. NYR	4-3 W	20-14-5-2	47
42 Jan 3	at SJS	3-2 W(OT)	21-14-5-2	49
43 Jan 5	at LAK	6-4 W	22-14-5-2	51
44 Jan 8	vs. PHX	1-3 L	22-15-5-2	51
45 Jan 11	vs. NYI	4-5 L(SO)	22-16-5-2	52
46 Jan 13	at EDM	1-2 L	22-16-5-3	52
47 Jan 15	at NSH	0-3 L	22-17-5-3	52
48 Jan 16	at MIN	3-2 W	23-17-5-3	54
49 Jan 18	vs. LAK	6-1 W	24-17-5-3	56
50 Jan 22	vs. MIN	2-1 W	25-17-5-3	58
51 Jan 30	vs. SJS	5-4 W	26-17-5-3	60
52 Feb 2	vs. DAL	1-2 L	26-18-5-3	60
53 Feb 4	at EDM	0-5 L	26-19-5-3	60
54 Feb 5	vs. PHX	4-3 W(SO)	27-19-5-3	62
55 Feb 7	vs. CHI	1-3 L	27-20-5-3	62
56 Feb 9	vs. EDM	4-1 W	28-20-5-3	64
57 Feb 12	at SJS	4-3 W(OT)	29-20-5-3	66
58 Feb 15	at LAK	3-6 L	29-21-5-3	66
59 Feb 17	at LAK	2-4 L	29-22-5-3	66
60 Feb 19	at PHX	4-1 W	30-22-5-3	68
61 Feb 20	at DAL	3-2 W	31-22-5-3	70
62 Feb 22	vs. DET	1-0 W	32-22-5-3	72
63 Feb 24	at MIN	2-1 W	33-22-5-3	74
64 Feb 26	vs. COL	2-3 L(OT)	33-22-6-3	75
65 Feb 29	at ANA	1-3 L	33-23-6-3	75
66 Mar 1	at PHX	3-1 W	34-23-6-3	77
67 Mar 4	vs. CBJ	1-0 W	35-23-6-3	79
68 Mar 7	vs. NSH	1-2 L(OT)	35-23-7-3	80
69 Mar 10	vs. STL	7-3 W	36-23-7-3	82
70 Mar 12	at WSH	2-3 L	36-24-7-3	82
71 Mar 13	at ATL	4-6 L	36-25-7-3	82
72 Mar 16	at CHI	4-2 W	37-25-7-3	84
73 Mar 18	at CBJ	0-3 L	37-26-7-3	84
74 Mar 20	vs. COL	2-1 W	38-26-7-3	86
75 Mar 22	vs. MIN	5-4 W	39-26-7-3	88
76 Mar 24	at COL	0-2 L	39-27-7-3	88
77 Mar 25	vs. VAN	3-2 W	40-27-7-3	90
78 Mar 29	vs. EDM	1-2 L	40-28-7-3	90
79 Mar 30	at VAN	2-6 L	40-29-7-3	90
80 Apr 1	at EDM	3-2 W	41-29-7-3	92
81 Apr 3	at MIN	1-3 L	41-30-7-3	92
82 Apr 5	at VAN	7-1 W	42-30-7-3	94

2006-07

DATE	OPP.	RESULT	RECORD	PTS
1 Oct 5	at EDM	1-3 L	0-1-0-0	0
2 Oct 7	vs. EDM	2-1 W	1-1-0-0	2
3 Oct 9	vs. SJS	1-4 L	1-2-0-0	2
4 Oct 12	at OTT	1-0 W	2-2-0-0	4
5 Oct 14	at TOR	4-5 L(OT)	2-2-1-0	5
6 Oct 17	at MTL	4-5 L	2-3-1-0	5
7 Oct 19	at BOS	2-3 L	2-4-1-0	5
8 Oct 24	vs. PHX	6-1 W	3-4-1-0	7
9 Oct 28	vs. NSH	2-3 L	3-5-1-0	7
10 Oct 30	vs. WSH	2-4 L	3-6-1-0	7
11 Nov 1	at DET	2-3 L	3-7-1-0	7
12 Nov 3	at CBJ	4-5 L(SO)	3-7-1-1	8
13 Nov 4	at STL	3-2 W	4-7-1-1	10
14 Nov 7	vs. DAL	3-1 W	5-7-1-1	12
15 Nov 10	vs. ANA	3-0 W	6-7-1-1	14
16 Nov 11	at VAN	3-2 W	7-7-1-1	16
17 Nov 14	vs. STL	3-0 W	8-7-1-1	18
18 Nov 17	vs. DET	4-1 W	9-7-1-1	20
19 Nov 21	at EDM	1-2 L	9-8-1-1	20
20 Nov 22	vs. CHI	4-1 W	10-8-1-1	22
21 Nov 25	at LAK	1-3 L	10-9-1-1	22
22 Nov 26	at ANA	3-5 L	10-10-1-1	22
23 Nov 28	vs. COL	5-2 W	11-10-1-1	24
24 Dec 1	vs. CBJ	2-1 W	12-10-1-1	26
25 Dec 5	vs. CAR	3-0 W	13-10-1-1	28
26 Dec 7	at MIN	2-3 L(SO)	13-10-1-2	29
27 Dec 9	vs. VAN	5-3 W	14-10-1-2	31
28 Dec 12	vs. MIN	5-2 W	15-10-1-2	33
29 Dec 14	at VAN	1-3 L	15-11-1-2	33
30 Dec 16	at PHX	6-3 W	16-11-1-2	35
31 Dec 18	at ANA	1-4 L	16-12-1-2	35
32 Dec 19	at LAK	5-3 W	17-12-1-2	37
33 Dec 23	at SJS	1-4 L	17-13-1-2	37
34 Dec 26	vs. VAN	1-3 L	17-14-1-2	37
35 Dec 27	at VAN	5-6 L(OT)	17-14-2-2	38
36 Dec 29	vs. LAK	6-4 W	18-14-2-2	40
37 Dec 31	vs. EDM	4-2 W	19-14-2-2	42
38 Jan 2	vs. VAN	2-3 L	19-15-2-2	42
39 Jan 4	vs. FLA	5-4 W(OT)	20-15-2-2	44
40 Jan 6	vs. DAL	4-2 W	21-15-2-2	46
41 Jan 9	vs. MIN	3-0 W	22-15-2-2	48
42 Jan 11	at COL	7-3 W	23-15-2-2	50
43 Jan 13	vs. EDM	3-1 W	24-15-2-2	52
44 Jan 15	at NSH	3-5 L	24-16-2-2	52
45 Jan 17	at DAL	2-4 L	24-17-2-2	52
46 Jan 19	vs. ANA	3-2 W	25-17-2-2	54
47 Jan 20	at EDM	4-0 W	26-17-2-2	56
48 Jan 26	at MIN	1-2 L(SO)	26-17-3-2	57
49 Jan 28	at CHI	3-4 L(OT)	26-17-3-3	58
50 Jan 30	vs. LAK	4-1 W	27-17-3-3	60
51 Feb 2	vs. CBJ	6-2 W	28-17-3-3	62
52 Feb 3	vs. VAN	4-3 W	29-17-3-3	64
53 Feb 6	vs. CHI	2-3 L(SO)	29-17-3-4	65
54 Feb 8	at CBJ	1-2 L	29-18-3-4	65
55 Feb 10	at BUF	2-3 L(SO)	29-18-3-5	66
56 Feb 11	at DET	4-7 L	29-19-3-5	66
57 Feb 13	vs. ATL	4-1 W	30-19-3-5	68
58 Feb 15	vs. COL	5-7 L	30-19-3-5	68
59 Feb 17	vs. COL	5-2 W	31-20-3-5	70
60 Feb 20	at COL	3-4 L	31-21-3-5	71
61 Feb 22	at PHX	2-3 L(OT)	31-21-4-5	71
62 Feb 24	vs. SJS	7-4 W	32-21-4-5	73
63 Feb 26	vs. PHX	5-2 W	33-21-4-5	75
64 Feb 28	vs. MIN	2-1 W(SO)	34-21-4-5	77
65 Mar 3	at EDM	4-2 W	35-21-4-5	79
66 Mar 6	at STL	4-2 W	36-21-4-5	81
67 Mar 8	at NSH	3-6 L	36-22-4-5	81
68 Mar 10	vs. TBL	2-3 L(OT)	36-22-5-5	82
69 Mar 12	vs. STL	5-4 W(SO)	37-22-5-5	84
70 Mar 14	at COL	2-3 L	37-23-5-5	84
71 Mar 15	at DAL	2-4 L	37-24-5-5	84
72 Mar 17	vs. MIN	2-4 L	37-25-5-5	84
73 Mar 20	vs. DET	2-1 W	38-25-5-5	86
74 Mar 22	vs. NSH	3-2 W	39-25-5-5	88
75 Mar 25	at CHI	3-2 W	40-25-5-5	90
76 Mar 27	at MIN	1-0 W(SO)	41-25-5-5	92
77 Mar 29	at VAN	4-2 W	42-25-5-5	94
78 Mar 31	at VAN	3-2 W	43-25-5-5	96
79 Apr 3	vs. COL	3-4 L	43-26-5-5	96
80 Apr 5	at SJS	3-4 L	43-27-5-5	96
81 Apr 7	vs. EDM	2-3 L	43-28-5-5	96
82 Apr 8	at COL	3-6 L	43-29-5-5	96

2005-06

DATE	OPP.	RESULT	RECORD	PTS
1 Oct 5	at MIN	3-6 L	0-1-0-0	0
2 Oct 7	at CBJ	3-1 W	1-1-0-0	2
3 Oct 9	at DET	3-6 L	1-2-0-0	2
4 Oct 10	at COL	3-7 L	1-3-0-0	2
5 Oct 13	vs. DAL	2-3 L(OT)	1-3-1-0	3
6 Oct 15	vs. EDM	3-0 W	2-3-1-0	5
7 Oct 17	vs. PHX	0-2 L	2-4-1-0	5
8 Oct 20	vs. EDM	3-1 W	3-4-1-0	7
9 Oct 22	at DAL	1-2 L	3-5-1-0	7
10 Oct 23	at LAK	3-2 W	4-5-1-0	9
11 Oct 26	at ANA	1-4 L	4-6-1-0	9
12 Oct 27	at PHX	2-3 L	4-7-1-0	9
13 Oct 29	at SJS	2-3 L(SO)	4-7-1-1	10
14 Nov 1	vs. CBJ	3-0 W	5-7-1-1	12
15 Nov 3	vs. MIN	2-1 W	6-7-1-1	14
16 Nov 5	vs. VAN	1-0 W	7-7-1-1	16
17 Nov 7	vs. VAN	4-3 W	8-7-1-1	18
18 Nov 10	at PHX	4-3 W	9-7-1-1	20
19 Nov 12	vs. COL	5-3 W	10-7-1-1	22
20 Nov 14	vs. MIN	3-2 W	11-7-1-1	24
21 Nov 16	vs. DET	3-1 W	12-7-1-1	26
22 Nov 18	vs. CHI	2-5 L	12-8-1-1	26
23 Nov 21	at COL	3-2 W(SO)	13-8-1-1	28
24 Nov 23	vs. SJS	3-2 W	14-8-1-1	30
25 Nov 25	vs. EDM	1-2 L(SO)	14-8-1-2	31
26 Nov 27	at NSH	0-2 L	14-9-1-2	31
27 Dec 1	at DET	3-2 W	15-9-1-2	33
28 Dec 3	at PIT	3-2 W	16-9-1-2	35
29 Dec 6	at PHI	0-1 L(SO)	16-10-1-3	36
30 Dec 7	at NJD	4-1 W	17-9-1-3	38
31 Dec 10	vs. OTT	2-1 W(OT)	18-9-1-3	40
32 Dec 17	vs. BOS	3-0 W	19-9-1-3	42
33 Dec 19	at EDM	4-5 L	19-10-1-3	42
34 Dec 21	vs. LAK	2-5 L	19-11-1-3	42
35 Dec 23	at VAN	6-5 W(SO)	20-11-1-3	44
36 Dec 26	at VAN	2-1 W	21-11-1-3	46
37 Dec 27	vs. NSH	3-4 L	21-12-1-3	46
38 Dec 29	vs. MIN	4-2 W	22-12-1-3	48
39 Dec 31	vs. EDM	6-5 W	23-12-1-3	50
40 Jan 2	vs. CHI	3-2 W	24-12-1-3	52
41 Jan 6	vs. TOR	1-0 W	25-12-1-3	54
42 Jan 7	at VAN	3-4 L(OT)	25-12-2-3	55
43 Jan 10	at NYR	2-4 L	25-13-2-3	55
44 Jan 12	at NYI	2-3 L	25-14-2-3	55
45 Jan 14	at MIN	4-1 W	26-14-2-3	57
46 Jan 19	vs. TFL	3-2 W	27-14-2-3	59
47 Jan 21	vs. BUF	4-1 W	28-14-2-3	61
48 Jan 23	at EDM	3-1 W	29-14-2-3	63
49 Jan 24	at COL	4-7 L	29-15-2-3	63
50 Jan 26	at CHI	0-2 L	29-16-2-3	63
51 Jan 29	at CHI	5-3 W	30-16-2-3	65
52 Jan 30	at STL	2-3 L(SO)	30-16-2-4	66
53 Feb 1	vs. CBJ	1-2 L(SO)	30-16-2-5	67
54 Feb 3	vs. VAN	1-3 L	30-17-2-5	67
55 Feb 6	at SJS	4-3 W	31-17-2-5	69
56 Feb 8	vs. ANA	3-1 W	32-17-2-5	71
57 Feb 10	vs. STL	3-2 W(OT)	33-17-2-5	73
58 Feb 28	vs. STL	1-2 L	33-18-2-5	73
59 Mar 2	vs. VAN	3-1 W	34-18-2-5	75
60 Mar 4	vs. SJS	2-0 W	35-18-2-5	77
61 Mar 7	vs. NSH	2-3 L		

2003-04

DATE	OPP.	RESULT	RECORD	PTS
1 Oct. 9	at VAN	1-4 L	0-1-0-0	0
2 Oct. 11	vs. SJS	3-2 W	1-1-0-0	2
3 Oct. 14	vs. EDM	1-0 W	2-1-0-0	4
4 Oct. 18	vs. BUF	0-2 L	2-2-0-0	4
5 Oct. 21	at MIN	3-2 W	3-2-0-0	6
6 Oct. 24	vs. STL	1-2 L	3-3-0-0	6
7 Oct. 25	at EDM	4-2 W	4-3-0-0	8
8 Oct. 28	at COL	2-4 L	4-4-0-0	8
9 Oct. 29	at DAL	3-4 L(OT)	4-4-0-1	9
10 Nov. 1	vs. CBJ	3-0 W	5-4-0-1	11
11 Nov. 4	vs. DET	0-3 L	5-5-0-1	11
12 Nov. 7	vs. MIN	0-3 L	5-6-0-1	11
13 Nov. 9	at CBJ	3-4 L	5-7-0-1	11
14 Nov. 12	at CHI	6-2 W	6-7-0-1	13
15 Nov. 13	at NSH	1-4 L	6-8-0-1	13
16 Nov. 15	at EDM	1-2 L(OT)	6-8-0-2	14
17 Nov. 18	vs. TOR	3-2 W(OT)	7-8-0-2	16
18 Nov. 20	vs. MTL	2-1 W	8-8-0-2	18
19 Nov. 22	vs. CHI	2-1 W	9-8-0-2	20
20 Nov. 27	vs. COL	5-6 L(OT)	9-8-0-3	21
21 Nov. 29	vs. VAN	4-4 T	9-8-1-3	22
22 Dec. 2	vs. SJS	3-1 W	10-8-1-3	24
23 Dec. 4	at VAN	4-1 W	11-8-1-3	26
24 Dec. 5	vs. MIN	2-1 W	12-8-1-3	28
25 Dec. 7	vs. PIT	6-1 W	13-8-1-3	30
26 Dec. 9	at MIN	1-2 L	13-9-1-3	30
27 Dec. 11	vs. CAR	1-0 W	14-9-1-3	32
28 Dec. 13	vs. COL	1-1 T	14-9-2-3	33
29 Dec. 16	at PHI	3-2 W(OT)	15-9-2-3	35
30 Dec. 18	at BOS	5-0 W	16-9-2-3	37
31 Dec. 19	at CBJ	2-1 W	17-9-2-3	39
32 Dec. 23	vs. EDM	2-1 W	18-9-2-3	41
33 Dec. 26	vs. VAN	0-2 L	18-10-2-3	41
34 Dec. 28	at EDM	2-1 W	19-10-2-3	43
35 Dec. 29	vs. MIN	2-2 T	19-10-3-3	44
36 Dec. 31	vs. COL	1-2 L	19-11-3-3	44
37 Jan. 3	vs. VAN	1-3 L	19-12-3-3	44
38 Jan. 5	at NYR	5-0 W	20-12-3-3	46
39 Jan. 6	at NYI	3-2 W	21-12-3-3	48
40 Jan. 8	at CHI	1-3 L	21-13-3-3	48
41 Jan. 10	vs. FLA	4-2 W	22-13-3-3	50
42 Jan. 13	at TOR	1-4 L	22-14-3-3	50
43 Jan. 14	at WSH	3-3 T	22-14-4-3	51
44 Jan. 17	vs. DAL	2-3 L	22-15-4-3	51
45 Jan. 19	at ANA	5-1 W	23-15-4-3	53
46 Jan. 20	at LAK	1-4 L	23-16-4-3	53
47 Jan. 22	vs. NSH	4-0 W	24-16-4-3	55
48 Jan. 24	vs. TBL	2-6 L	24-17-4-3	55
49 Jan. 27	at PHX	2-1 W	25-17-4-3	57
50 Jan. 28	at SJS	1-4 L	25-18-4-3	57
51 Jan. 30	vs. CHI	3-5 L	25-19-4-3	57
52 Feb. 1	vs. ANA	6-4 W	26-19-4-3	59
53 Feb. 3	vs. LAK	4-4 T	26-19-5-3	60
54 Feb. 5	vs. STL	1-2 L	26-20-5-3	60
55 Feb. 10	vs. ATL	5-2 W	27-20-5-3	62
56 Feb. 11	at VAN	3-2 W	28-20-5-3	64
57 Feb. 13	vs. ANA	2-1 W	29-20-5-3	66
58 Feb. 15	at MIN	2-1 W	30-20-5-3	68
59 Feb. 19	at MTL	1-4 L	30-21-5-3	68
60 Feb. 21	at OTT	1-2 L	30-22-5-3	68
61 Feb. 22	at NJD	1-3 L	30-23-5-3	68
62 Feb. 24	at COL	2-0 W	31-23-5-3	70
63 Feb. 26	vs. DET	1-2 L	31-24-5-3	70
64 Feb. 29	vs. PHX	4-2 W	32-24-5-3	72
65 Mar. 2	at STL	4-2 W	33-24-5-3	74
66 Mar. 3	at DET	1-2 L	33-25-5-3	74
67 Mar. 5	at DAL	1-5 L	33-26-5-3	74
68 Mar. 7	at COL	7-1 W	34-26-5-3	76
69 Mar. 9	vs. EDM	1-1 T	34-26-6-3	77
70 Mar. 11	vs. OTT	4-2 W	35-26-6-3	79
71 Mar. 13	at NSH	4-4 T	35-26-7-3	80
72 Mar. 14	at STL	3-0 W	36-26-7-3	82
73 Mar. 16	at DET	4-1 W	37-26-7-3	84
74 Mar. 18	vs. CBJ	2-0 W	38-26-7-3	86
75 Mar. 20	vs. NSH	1-3 L	38-27-7-3	86
76 Mar. 22	vs. DAL	0-4 L	38-28-7-3	86
77 Mar. 24	at PHX	4-0 W	39-28-7-3	88
78 Mar. 25	at SJS	2-3 L	39-29-7-3	88
79 Mar. 27	vs. LAK	3-2 W(OT)	40-29-7-3	90
80 Mar. 31	at PHX	1-0 W	41-29-7-3	92
81 Apr. 2	vs. LAK	3-2 W	42-29-7-3	94
82 Apr. 4	at ANA	1-2 L	42-30-7-3	94

2002-03

DATE	OPP.	RESULT	RECORD	PTS
1 Oct. 10	vs. VAN	0-3 L	0-1-0-0	0
2 Oct. 12	vs. PHI	4-5 L	0-2-0-0	0
3 Oct. 14	at VAN	3-2 W	1-2-0-0	2
4 Oct. 17	vs. BOS	3-3 T	1-2-1-0	3
5 Oct. 19	at CHI	5-2 W	2-2-1-0	5
6 Oct. 21	at DET	0-4 L	2-3-1-0	5
7 Oct. 22	at MIN	3-4 L(OT)	2-3-1-1	6
8 Oct. 24	vs. DAL	3-3 T	2-3-2-1	7
9 Oct. 26	vs. STL	3-4 L(OT)	2-3-2-2	8
10 Oct. 31	vs. BUF	3-0 W	3-3-2-2	10
11 Nov. 2	vs. COL	4-4 T	3-3-3-2	11
12 Nov. 4	at NYI	4-2 W	4-3-3-2	13
13 Nov. 5	at NJD	3-2 W	5-3-3-2	15
14 Nov. 7	at NYR	0-1 L(OT)	5-3-3-3	16
15 Nov. 8	at FLA	0-3 L	5-4-3-3	16
16 Nov. 11	at ATL	1-2 L	5-5-3-3	16
17 Nov. 14	vs. NYR	1-2 L	5-6-3-3	16
18 Nov. 16	vs. STL	0-1 L	5-7-3-3	16
19 Nov. 19	vs. DET	0-5 L	5-8-3-3	16
20 Nov. 21	vs. EDM	1-3 L	5-9-3-3	16
21 Nov. 23	vs. CHI	3-1 W	6-9-3-3	18
22 Nov. 26	at BOS	2-7 L	6-10-3-3	18
23 Nov. 27	at WSH	2-4 L	6-11-3-3	18
24 Nov. 29	at STL	2-7 L	6-12-3-3	18
25 Dec. 1	at DET	2-4 L	6-13-3-3	18
26 Dec. 03	at COL	2-1 W	7-13-3-3	20
27 Dec. 05	vs. MIN	1-1 T	7-13-4-3	21
28 Dec. 09	at VAN	2-1 W	8-13-4-3	23
29 Dec. 12	vs. CAR	3-4 L	8-14-4-3	23
30 Dec. 14	vs. COL	1-3 L	8-15-4-3	23
31 Dec. 15	at VAN	3-3 T	8-15-5-3	24
32 Dec. 17	at NSH	3-0 W	9-15-5-3	26
33 Dec. 19	at CBJ	0-3 L	9-16-5-3	26
34 Dec. 21	at PIT	0-2 L	9-17-5-3	26
35 Dec. 23	at MIN	3-2 W	10-17-5-3	28
36 Dec. 27	vs. TOR	3-4 L	10-18-5-3	28
37 Dec. 29	vs. ANA	4-2 W	11-18-5-3	30
38 Dec. 31	vs. MTL	1-1 T	11-18-6-3	31
39 Jan. 02	vs. TBL	4-1 W	12-18-6-3	33
40 Jan. 04	vs. MIN	3-2 W	13-18-6-3	35
41 Jan. 07	at COL	4-2 W	14-18-6-3	37
42 Jan. 09	vs. OTT	0-1 L	14-19-6-3	37
43 Jan. 11	vs. CBJ	2-7 L	14-20-6-3	37
44 Jan. 13	at MTL	2-4 L	14-21-6-3	37
45 Jan. 14	at TOR	2-3 L	14-22-6-3	37
46 Jan. 16	vs. NSH	2-2 T	15-22-6-3	38
47 Jan. 18	vs. LAK	2-1 W(OT)	15-22-7-3	40
48 Jan. 20	vs. EDM	4-3 W	16-22-7-3	42
49 Jan. 23	vs. PHX	1-7 L	16-23-7-3	42
50 Jan. 25	vs. DET	4-1 W	17-23-7-3	44
51 Jan. 28	at PHX	3-4 L	17-24-7-3	44
52 Jan. 29	at DAL	1-4 L	17-25-7-3	44
53 Feb. 04	vs. ANA	2-3 L	17-26-7-3	44
54 Feb. 06	vs. CHI	2-2 T	17-26-8-3	45
55 Feb. 07	at EDM	4-3 W	18-26-8-3	47
56 Feb. 09	at COL	2-4 L	18-27-8-3	47
57 Feb. 12	at ANA	3-4 L(OT)	18-27-8-4	48
58 Feb. 13	at LAK	2-4 L	18-28-8-4	48
59 Feb. 15	vs. VAN	2-2 T	18-28-9-4	49
60 Feb. 17	at STL	3-5 L	18-29-9-4	49
61 Feb. 19	at DAL	1-1 T	18-29-10-4	50
62 Feb. 20	at NSH	1-4 L	18-30-10-4	50
63 Feb. 23	at PHX	4-2 W	19-30-10-4	52
64 Feb. 24	at SJS	2-5 L	19-31-10-4	52
65 Mar. 1	vs. SJS	4-3 W	20-31-10-4	54
66 Mar. 05	vs. NJD	5-4 W(OT)	21-31-10-4	56
67 Mar. 07	at CHI	2-0 W	22-31-10-4	58
68 Mar. 08	at CBJ	3-2 W(OT)	23-31-10-4	60
69 Mar. 11	vs. EDM	2-5 L	23-32-10-4	60
70 Mar. 13	vs. TOR	4-3 W(OT)	24-32-10-4	62
71 Mar. 15	at SJS	2-3 L	23-33-10-4	62
72 Mar. 16	at ANA	2-2 T	24-33-11-4	63
73 Mar. 18	at LAK	4-1 W	25-33-11-4	65
74 Mar. 20	vs. NSH	1-4 L	25-34-11-4	65
75 Mar. 22	vs. WSH	1-1 T	25-34-12-4	66
76 Mar. 24	vs. PHX	2-0 W	26-34-12-4	68
77 Mar. 27	vs. DAL	2-1 W(OT)	27-34-12-4	70
78 Mar. 29	vs. CBJ	4-6 L	27-35-12-4	70
79 Mar. 31	at MIN	0-3 L	27-36-12-4	70
80 Apr. 02	vs. SJS	2-2 T	27-36-13-4	71
81 Apr. 04	vs. LAK	2-1 W(OT)	28-36-13-4	73
82 Apr. 05	at EDM	4-1 W	29-36-13-4	75

2001-02

DATE	OPP.	RESULT	RECORD	PTS
1 Oct. 3	vs. EDM	1-0 W	1-0-0-0	2
2 Oct. 6	vs. CHI	4-0 W	2-0-0-0	4
3 Oct. 8	vs. PHX	1-2 L(OT)	2-0-0-1	5
4 Oct. 10	at DET	4-2 W	3-0-0-1	7
5 Oct. 11	at NSH	0-1 L	3-1-0-1	7
6 Oct. 13	at DAL	4-3 W(OT)	4-1-0-1	9
7 Oct. 18	vs. FLA	3-1 W	5-1-0-1	11
8 Oct. 20	vs. TOR	4-1 W	6-1-0-1	13
9 Oct. 22	at STL	3-2 W	7-1-0-1	15
10 Oct. 23	at CHI	3-6 L	7-2-0-1	15
11 Oct. 25	vs. NSH	4-5 L(OT)	7-2-0-2	16
12 Oct. 27	vs. MIN	4-2 W	8-2-0-2	18
13 Nov. 1	vs. CBJ	2-1 W	9-2-0-2	20
14 Nov. 3	vs. MTL	6-2 W	10-2-0-2	22
15 Nov. 7	at ANA	3-3 T	10-2-1-2	23
16 Nov. 8	at LAK	3-2 W	11-2-1-2	25
17 Nov. 10	vs. COL	2-0 W	12-2-1-2	27
18 Nov. 15	vs. CHI	2-2 T	12-2-2-2	28
19 Nov. 17	vs. STL	2-0 W	13-2-2-2	30
20 Nov. 20	vs. LAK	5-5 T	13-2-3-2	31
21 Nov. 22	at OTT	4-4 T	13-2-4-2	32
22 Nov. 23	at BUF	2-5 L	13-3-4-2	32
23 Nov. 25	at CBJ	3-4 L	13-4-4-2	32
24 Nov. 27	at DET	2-4 L	13-5-4-2	32
25 Nov. 29	vs. DAL	0-3 L	13-6-4-2	32
26 Dec. 01	vs. COL	2-2 T	13-6-5-2	33
27 Dec. 03	at LAK	2-0 W	14-6-5-2	35
28 Dec. 04	at SJS	2-2 T	14-6-6-2	36
29 Dec. 06	vs. SJS	1-3 L	14-7-6-2	36
30 Dec. 08	vs. ANA	0-4 L	14-8-6-2	36
31 Dec. 10	vs. DET	2-0 W	15-8-6-2	38
32 Dec. 12	vs. TBL	1-3 L	15-9-6-2	38
33 Dec. 14	at DAL	4-3 W	16-9-6-2	40
34 Dec. 15	at STL	0-4 L	16-10-6-2	40
35 Dec. 19	at PHX	3-6 L	16-11-6-2	40
36 Dec. 21	at COL	2-2 T	16-11-7-2	41
37 Dec. 26	at EDM	2-3 L	16-12-7-2	41
38 Dec. 27	at VAN	2-4 L	16-13-7-2	41
39 Dec. 29	vs. MIN	4-3 W	17-13-7-2	43
40 Dec. 31	vs. EDM	2-2 T	17-13-8-2	44
41 Jan. 03	vs. BUF	3-1 W	18-13-8-2	46
42 Jan. 05	vs. MTL	2-4 L	18-14-8-2	46
43 Jan. 08	at NYI	5-2 W	19-14-8-2	48
44 Jan. 09	at NJD	1-5 L	19-15-8-2	48
45 Jan. 11	at ATL	0-1 L	19-16-8-2	48
46 Jan. 15	vs. NYI	1-3 L	19-17-8-2	48
47 Jan. 17	vs. PIT	4-6 L	19-18-8-2	48
48 Jan. 19	vs. ANA	2-1 W	20-18-8-2	50
49 Jan. 22	vs. TOR	1-6 L	20-19-8-2	50
50 Jan. 24	vs. COL	0-2 L	20-20-8-2	50
51 Jan. 26	vs. VAN	0-2 L	20-21-8-2	50
52 Jan. 28	at MIN	3-2 W(OT)	21-21-8-2	52
53 Jan. 30	vs. DET	4-3 W	22-21-8-2	54
54 Feb. 08	at SJS	0-2 L	22-22-8-2	54
55 Feb. 08	vs. VAN	1-4 L	22-23-8-2	54
56 Feb. 09	at VAN	4-3 W	23-23-8-2	56
57 Feb				

2000-01

DATE	OPP.	RESULT	RECORD	PTS
1 Oct 5	vs. DET	3-4 L	0-1-0-0	0
2 Oct 10	vs. COL	1-3 L	0-2-0-0	0
3 Oct 12	vs. CBJ	2-3 L	0-3-0-0	0
4 Oct 14	at NYI	2-0 W	1-3-0-0	2
5 Oct 15	at DET	4-2 W	2-3-0-0	4
6 Oct 18	at VAN	1-4 L	2-4-0-0	2
7 Oct 20	vs. BOS	3-4 W	3-4-0-0	6
8 Oct 21	vs. TOR	1-2 L	3-5-0-0	6
9 Oct 24	vs. PHX	2-2 T	3-5-1-0	7
10 Oct 26	at STL	3-4 L	3-6-1-0	7
11 Oct 27	at MIN	1-3 L	3-7-1-0	7
12 Oct 29	vs. ANA	3-6 L	3-8-1-0	7
13 Nov 1	at EDM	2-3 L	3-9-1-0	7
14 Nov 4	vs. PIT	1-1 T	3-9-2-0	8
15 Nov 5	vs. MIN	2-3 L(OT)	3-9-2-1	9
16 Nov 8	at MIN	1-0 W	4-9-2-1	11
17 Nov 10	at FLA	3-3 T	4-9-3-1	12
18 Nov 11	at TBL	4-3 W	5-9-3-1	14
19 Nov 13	at BUF	2-3 L(OT)	5-9-3-2	15
20 Nov 16	vs. CHI	2-5 L	5-10-3-2	15
21 Nov 18	vs. NYR	4-5 L(OT)	5-10-3-3	16
22 Nov 19	at EDM	0-2 L	5-11-3-3	16
23 Nov 22	at MIN	1-1 T	5-11-4-3	17
24 Nov 24	vs. ANA	2-2 T	5-11-5-3	18
25 Nov 25	at COL	2-3 L(OT)	5-11-5-4	19
26 Nov 28	at NSH	1-6 L	5-12-5-4	19
27 Nov 29	at DAL	4-3 W	6-12-5-4	21
28 Dec 2	vs. MTL	1-1 T	6-12-6-4	22
29 Dec 4	vs. SJS	0-8 L	6-13-6-4	22
30 Dec 7	vs. CAR	3-0 W	7-13-6-4	24
31 Dec 9	vs. NSH	7-2 W	8-13-6-4	26
32 Dec 13	at MTL	3-1 W	9-13-6-4	28
33 Dec 14	at OTT	2-4 L	9-14-6-4	28
34 Dec 16	at TOR	6-5 W(OT)	10-14-6-4	30
35 Dec 19	at COL	3-0 W	11-14-6-4	32
36 Dec 20	at PHX	2-4 L	11-15-6-4	32
37 Dec 22	vs. EDM	1-1 T	11-15-7-4	33
38 Dec 29	vs. VAN	5-0 W	12-15-7-4	35
39 Dec 31	vs. MTL	5-4 W(OT)	13-15-7-4	37
40 Jan 3	at SJS	1-0 W	14-15-7-4	39
41 Jan 5	at ANA	4-4 T	14-15-8-4	40
42 Jan 6	at LAK	0-5 L	14-16-8-4	40
43 Jan 11	vs. NSH	2-1 W	15-16-8-4	42
44 Jan 13	vs. OTT	2-5 L	15-17-8-4	42
45 Jan 14	at VAN	1-5 L	15-18-8-4	42
46 Jan 17	at SJS	4-4 T	15-18-9-4	43
47 Jan 21	vs. DET	4-2 W	16-18-9-4	45
48 Jan 23	vs. PHX	2-4 L	16-19-9-4	45
49 Jan 25	at LAK	3-0 W	17-19-9-4	47
50 Jan 27	vs. VAN	3-5 L	17-20-9-4	47
51 Jan 30	vs. EDM	3-5 L	17-21-9-4	47
52 Feb 1	vs. CHI	5-3 W	18-21-9-4	49
53 Feb 6	vs. SJS	1-1 T	18-21-10-4	50
54 Feb 9	at COL	5-3 W	19-21-10-4	52
55 Feb 10	at VAN	4-1 W	20-21-10-4	54
56 Feb 13	vs. WSH	4-4 T	20-21-11-4	55
57 Feb 15	at STL	1-4 L	20-22-11-4	55
58 Feb 18	at PHX	4-1 W	21-22-11-4	57
59 Feb 19	at ANA	2-6 L	21-23-11-4	57
60 Feb 22	vs. LAK	0-2 L	21-24-11-4	57
61 Feb 24	vs. EDM	1-3 L	21-25-11-4	57
62 Feb 26	vs. DAL	3-2 W	22-25-11-4	59
63 Mar 1	vs. MIN	1-1 T	22-25-12-4	60
64 Mar 3	vs. STL	3-2 W(OT)	23-25-12-4	62
65 Mar 6	vs. TOR	1-3 L	23-26-12-4	62
66 Mar 8	at PHI	2-5 L	23-27-12-4	62
67 Mar 10	at PIT	3-6 L	23-28-12-4	62
68 Mar 11	at ATL	3-3 T	23-28-13-4	63
69 Mar 14	at CBJ	0-3 L	23-29-13-4	63
70 Mar 15	at DET	2-5 L	23-30-13-4	63
71 Mar 17	vs. STL	2-2 T	23-30-14-4	64
72 Mar 19	vs. NJD	2-4 L	23-31-14-4	64
73 Mar 22	vs. PHI	3-1 W	24-31-14-4	66
74 Mar 24	at CBJ	4-6 L	24-32-14-4	66
75 Mar 25	at CHI	3-1 W	25-32-14-4	68
76 Mar 27	vs. CBJ	3-0 W	26-32-14-4	70
77 Mar 29	vs. COL	0-1 L	26-33-14-4	70
78 Mar 31	vs. DAL	0-2 L	26-34-14-4	70
79 Apr 2	at ANA	4-4 T	26-34-15-4	71
80 Apr 4	at CHI	5-2 W	27-34-15-4	73
81 Apr 5	at NSH	0-4 L	27-35-15-4	73
82 Apr 7	vs. LAK	2-3 L	27-36-15-4	73

1999-00

DATE	OPP.	RESULT	RECORD	PTS
1 Oct 2	at SJS	3-5 L	0-1-0-0	0
2 Oct 6	vs. STL	1-4 L	0-2-0-0	0
3 Oct 8	vs. MTL	1-4 L	0-3-0-0	0
4 Oct 11	vs. CAR	3-3 T	0-3-1-0	1
5 Oct 13	at VAN	4-3 W(OT)	1-3-1-0	3
6 Oct 15	vs. LAK	1-4 L	1-4-1-0	3
7 Oct 16	vs. VAN	4-4 T	1-4-2-0	4
8 Oct 19	at STL	1-7 L	1-5-2-0	4
9 Oct 22	at FLA	3-2 W(OT)	2-5-2-0	6
10 Oct 23	at TBL	1-2 L	2-6-2-0	6
11 Oct 26	at ATL	1-2 L	2-7-2-0	6
12 Oct 28	at OTT	4-3 W(OT)	3-7-2-0	8
13 Oct 30	at TOR	1-2 L	3-8-2-0	8
14 Nov 3	vs. NSH	5-4 W(OT)	4-8-2-0	10
15 Nov 6	vs. FLA	3-6 L	4-9-2-0	10
16 Nov 10	vs. SJS	4-3 W(OT)	5-9-2-0	12
17 Nov 13	vs. COL	2-5 L	5-10-2-0	12
18 Nov 16	at PHX	1-2 L	5-11-2-0	12
19 Nov 17	at ANA	1-2 L	5-12-2-0	12
20 Nov 19	vs. DET	3-1 W	6-12-2-0	14
21 Nov 23	vs. NYI	3-2 W	7-12-2-0	16
22 Nov 25	vs. CHI	2-1 W(OT)	8-12-2-0	18
23 Nov 27	at COL	1-7 L	8-13-2-0	18
24 Nov 30	at CAR	3-4 L	8-14-2-0	18
25 Dec 2	at NYI	5-0 W	9-14-2-0	20
26 Dec 4	at NJD	4-2 W	10-14-2-0	22
27 Dec 6	at NYR	2-3 L(OT)	10-14-2-1	23
28 Dec 7	at MTL	3-3 T	10-14-3-1	24
29 Dec 10	vs. VAN	3-2 W	11-14-3-1	26
30 Dec 12	at CHI	2-1 T	12-14-3-1	28
31 Dec 14	at STL	1-1 T	12-14-4-1	29
32 Dec 15	at DAL	1-5 L	12-15-4-1	29
33 Dec 18	vs. OTT	2-1 W	13-15-4-1	31
34 Dec 21	vs. DAL	0-0 T	13-15-5-1	32
35 Dec 23	vs. EDM	2-1 W	14-15-5-1	34
36 Dec 26	at VAN	2-0 W	15-15-5-1	36
37 Dec 27	vs. PHI	1-5 L	15-16-5-1	36
38 Dec 29	vs. ANA	3-1 W	16-16-5-1	38
39 Jan 2	vs. VAN	4-2 W	17-16-5-1	40
40 Jan 5	at COL	0-4 L	17-17-5-1	40
41 Jan 6	at CHI	2-5 L	17-18-5-1	40
42 Jan 8	vs. TBL	3-2 W	18-18-5-1	42
43 Jan 12	vs. DAL	2-1 W	19-18-5-1	44
44 Jan 15	vs. TOR	4-0 W	20-18-5-1	46
45 Jan 18	vs. DET	6-1 W	21-18-5-1	48
46 Jan 19	at EDM	0-7 L	21-19-5-1	48
47 Jan 21	vs. NSH	5-4 W	22-19-5-1	50
48 Jan 24	at BOS	4-3 W	23-19-5-1	52
49 Jan 26	at WSH	1-2 L	23-20-5-1	52
50 Jan 28	at DET	1-4 L	23-21-5-1	52
51 Jan 29	at NSH	1-3 L	23-22-5-1	52
52 Feb 1	vs. STL	4-5 L(OT)	23-22-6-2	53
53 Feb 3	vs. CHI	5-5 T	23-22-6-2	54
54 Feb 9	at VAN	3-4 L(OT)	23-22-6-3	55
55 Feb 10	at COL	2-3 L	23-23-6-3	55
56 Feb 12	at PHX	3-4 L	23-24-6-3	55
57 Feb 14	at LAK	3-4 L(OT)	23-24-6-4	56
58 Feb 16	at ANA	5-6 L(OT)	23-24-6-5	57
59 Feb 18	vs. EDM	4-2 W	24-24-6-5	59
60 Feb 19	at EDM	3-2 W(OT)	25-24-6-5	61
61 Feb 23	vs. LAK	2-7 L	25-25-6-5	61
62 Feb 25	vs. PHX	3-3 T	25-25-7-5	62
63 Feb 26	vs. ATL	5-2 W	26-25-7-5	64
64 Mar 1	vs. PIT	8-2 W	27-25-7-5	66
65 Mar 3	vs. ANA	4-1 W	28-25-7-5	68
66 Mar 5	vs. NJD	2-2 T	28-26-8-5	69
67 Mar 7	vs. COL	3-8 L	28-26-8-5	69
68 Mar 9	vs. TOR	2-6 L	28-27-8-5	69
69 Mar 11	at LAK	1-3 L	28-28-8-5	69
70 Mar 13	at SJS	3-5 L	28-29-8-5	69
71 Mar 15	vs. OTT	1-3 L	28-30-8-5	69
72 Mar 18	vs. BUF	1-5 L	28-31-8-5	69
73 Mar 19	at EDM	3-2 W	29-31-8-5	71
74 Mar 22	at DET	2-2 T	29-31-9-5	72
75 Mar 23	at BUF	2-4 L	29-32-9-5	72
76 Mar 25	at NSH	2-1 W	30-32-9-5	74
77 Mar 31	vs. PHX	3-1 W	31-33-9-5	76
78 Apr 1	vs. SJS	3-0 W	31-33-10-5	77
79 Apr 3	at DAL	2-4 L	31-34-10-5	77
80 Apr 5	at STL	1-6 L	31-34-10-5	77
81 Apr 7	vs. COL	1-3 L	31-35-10-5	77
82 Apr 8	vs. EDM	3-6 L	31-36-10-5	77

1998-99

DATE	OPP.	RESULT	RECORD	PTS
1 Oct 9	vs. SJS	3-3 T	0-0-1	1
2 Oct 10	at SJS	5-3 W	1-0-1	3
3 Oct 16	vs. TOR	3-7 L	1-1-1	3
4 Oct 18	at DET	0-2 L	1-2-1	3
5 Oct 20	at DAL	1-3 L	1-3-1	3
6 Oct 23	at NSH	4-3 W	2-3-1	5
7 Oct 24	at STL	3-4 L	2-4-1	5
8 Oct 28	vs. PIT	2-5 L	2-5-1	5
9 Oct 30	vs. WSH	0-0 T	2-5-2	6
10 Nov 1	at CHI	4-1 W	3-5-2	8
11 Nov 3	at DET	5-2 W	4-5-2	10
12 Nov 6	vs. NSH	1-2 L	4-6-2	10
13 Nov 8	vs. COL	3-1 W	5-6-2	12
14 Nov 10	vs. LAK	5-4 W(OT)	6-6-2	14
15 Nov 12	vs. VAN	3-4 L	6-7-2	14
16 Nov 14	vs. ANA	0-1 L	6-8-2	14
17 Nov 16	vs. DET	5-3 W	7-8-2	16
18 Nov 19	at MTL	3-4 L	7-9-2	16
19 Nov 21	at OTT	1-4 L	7-10-2	16
20 Nov 23	at TOR	2-3 L	7-11-2	16
21 Nov 25	at NSH	3-4 L	7-12-2	16
22 Nov 27	vs. EDM	2-3 L	7-13-2	16
23 Nov 28	vs. CHI	5-4 W	8-13-2	18
24 Dec 3	vs. ATL	4-1 W	9-13-2	20
25 Dec 5	vs. PHX	2-3 L	9-14-2	20
26 Dec 7	vs. DAL	2-3 L	9-15-2	20
27 Dec 11	at TBL	2-1 W	10-15-2	22
28 Dec 12	at FLA	4-2 W	11-15-2	24
29 Dec 14	at NYR	2-5 L	11-16-2	24
30 Dec 17	at PHI	3-3 T	11-16-3	25
31 Dec 18	at NJD	5-2 W	12-16-3	27
32 Dec 22	vs. VAN	3-5 L	12-17-3	27
33 Dec 23	at VAN	2-5 L	12-18-3	27
34 Dec 27	vs. COL	1-2 L	12-19-3	27
35 Dec 29	vs. PHX	3-4 L(OT)	12-20-3	27
36 Dec 31	vs. MTL	1-2 L	12-21-3	27
37 Jan 2	at BUF	1-7 L	12-22-3	27
38 Jan 4	at BOS	1-5 L	12-23-3	27
39 Jan 5	at PIT	1-5 L	12-24-3	27
40 Jan 8	vs. DAL	1-0 W	13-24-3	29
41 Jan 10	vs. FLA	1-2 L	13-25-3	29
42 Jan 13	at ANA	2-1 W	14-25-3	31
43 Jan 14	at LAK	0-3 L	14-26-3	31
44 Jan 16	at SJS	3-3 T	14-26-4	32
45 Jan 19	vs. DET	3-1 W	15-26-4	34
46 Jan 21	at COL	2-4 L	15-27-4	34
47 Jan 28	vs. CHI	6-6 T	15-27-5	35
48 Jan 30	vs. STL	4-3 W(OT)	16-27-5	37
49 Feb 1	at DAL	2-2 T	16-27-6	38
50 Feb 2	at PHX	2-2 T	16-27-7	39
51 Feb 4	vs. NSH	2-2 T	16-27-8	40
52 Feb 6	vs. OTT	1-2 L	16-28-8	40
53 Feb 8	vs. EDM	1-1 T	17-28-8	42
54 Feb 9	at COL	2-1 W	18-28-8	44
55 Feb 12	vs. BOS	4-3 W	19-28-8	46
56 Feb 19	vs. ANA	6-3 W	20-28-8	48
57 Feb 20	vs. LAK	2-2 T	20-28-9	49
58 Feb 22	vs. NYR	6-2 W	21-28-9	51
59 Feb 24	vs. BUF	2-2 T	21-28-10	52
60 Feb 26	vs. STL	2-4 L	21-29-10	52
61 Mar 1	vs. SJS	1-2 L	21-30-10	52
62 Mar 5	at VAN	5-1 W	22-30-10	54
63 Mar 6	at LAK	4-1 W	23-30-	

1997-98

DATE	OPP.	RESULT	RECORD	PTS
1 Oct. 1	vs. DET	1-3 L	0-1-0	0
2 Oct. 3	vs. COL	1-4 L	0-2-0	0
3 Oct. 7	vs. TOR	1-2 L	0-3-0	0
4 Oct. 9	vs. NYR	1-1 T	0-3-1	1
5 Oct. 12	at DET	4-4 T	0-3-2	2
6 Oct. 14	at DAL	4-5 L(OT)	0-4-2	2
7 Oct. 17	vs. COL	6-5 W(OT)	1-4-2	4
8 Oct. 18	vs. BOS	0-3 L	1-5-2	4
9 Oct. 22	at BUF	1-4 L	1-6-2	4
10 Oct. 23	at PHI	3-4 L	1-7-2	4
11 Oct. 25	at TOR	3-4 L	1-8-2	4
12 Oct. 28	vs. PIT	6-3 W	2-8-2	6
13 Oct. 30	vs. PHX	4-2 W	3-8-2	8
14 Nov. 1	at COL	3-3 T	3-8-3	9
15 Nov. 2	at PHX	1-3 L	3-9-3	9
16 Nov. 5	vs. TOR	3-4 L	3-10-3	9
17 Nov. 7	vs. ANA	3-4 L(OT)	3-11-3	9
18 Nov. 9	at DET	3-6 L	3-12-3	9
19 Nov. 10	at CHI	1-1 T	3-12-4	10
20 Nov. 13	vs. CAR	2-4 L	3-13-4	10
21 Nov. 15	at EDM	2-2 T	3-13-5	11
22 Nov. 18	at NJD	1-2 L	3-14-5	11
23 Nov. 20	at FLA	2-1 W	4-14-5	13
24 Nov. 22	at TBL	3-4 L	4-15-5	13
25 Nov. 23	at CAR	3-3 T	4-15-6	14
26 Nov. 27	vs. CHI	2-2 T	4-15-7	15
27 Nov. 29	vs. ANA	3-2 W(OT)	5-15-7	17
28 Dec. 1	vs. SJS	3-2 W(OT)	6-15-7	19
29 Dec. 3	vs. DET	3-4 L	6-16-7	19
30 Dec. 5	at DAL	1-4 L	6-17-7	19
31 Dec. 6	at STL	3-4 L(OT)	6-18-7	19
32 Dec. 9	at NYI	3-1 W	7-18-7	21
33 Dec. 10	at NYR	4-1 W	8-18-7	23
34 Dec. 12	vs. COL	3-1 W	9-18-7	25
35 Dec. 16	vs. CHI	4-3 W(OT)	10-18-7	27
36 Dec. 18	vs. DAL	1-2 L	10-19-7	27
37 Dec. 20	vs. LAK	1-4 L	10-20-7	27
38 Dec. 22	at ANA	1-5 L	10-21-7	27
39 Dec. 23	at PHX	2-2 T	10-21-8	28
40 Dec. 27	vs. Phil	5-2 W	11-21-8	30
41 Dec. 29	vs. PHX	3-5 L	11-22-8	30
42 Dec. 31	vs. MTL	2-3 L	11-23-8	30
43 Jan. 3	at STL	3-4 L	11-24-8	30
44 Jan. 5	at CHI	1-1 T	11-24-9	31
45 Jan. 6	at COL	3-1 W	12-24-9	33
46 Jan. 9	vs. FLA	3-3 T	12-24-10	34
47 Jan. 10	vs. STL	1-5 L	12-25-10	34
48 Jan. 14	at EDM	2-5 L	12-26-10	34
49 Jan. 20	at LAK	3-4 L	12-27-10	34
50 Jan. 21	at SJS	1-7 L	12-28-10	34
51 Jan. 24	vs. VAN	5-2 W	13-28-10	36
52 Jan. 28	at ANA	5-2 W	14-28-10	38
53 Jan. 29	at LAK	3-5 L	14-29-10	38
54 Jan. 31	vs. NJD	2-2 T	14-29-11	39
55 Feb. 3	vs. LAK	3-6 L	14-30-11	39
56 Feb. 5	vs. SJS	4-2 W	15-30-11	41
57 Feb. 7	vs. EDM	4-2 W	16-30-11	43
58 Feb. 27	vs. VAN	4-4 T	16-30-12	44
59 Mar. 1	vs. OTT	2-1 W	17-30-12	46
60 Mar. 3	vs. TBL	2-1 W	18-30-12	48
61 Mar. 5	at VAN	6-2 W	19-30-12	50
62 Mar. 7	at OTT	1-2 L	19-31-12	50
63 Mar. 9	at WSH	2-5 L	19-32-12	50
64 Mar. 11	at PIT	1-4 L	19-33-12	50
65 Mar. 12	at BOS	5-2 W	20-33-12	52
66 Mar. 14	at TOR	1-2 L	20-34-12	52
67 Mar. 16	at MTL	3-3 T	20-34-13	53
68 Mar. 20	vs. NYI	4-1 W	21-34-13	55
69 Mar. 22	vs. STL	5-3 W	22-34-13	57
70 Mar. 24	vs. BUF	0-2 L	22-35-13	57
71 Mar. 26	vs. WSH	3-2 W	23-35-13	59
72 Mar. 28	vs. LAK	5-2 W	24-35-13	61
73 Mar. 30	at EDM	1-3 L	24-36-13	61
74 Apr. 1	vs. DAL	3-1 W	25-36-13	63
75 Apr. 5	at ANA	3-3 T	25-36-14	64
76 Apr. 7	at SJS	0-6 L	25-37-14	64
77 Apr. 9	vs. VAN	3-6 L	25-38-14	64
78 Apr. 11	vs. EDM	4-5 L	25-39-14	64
79 Apr. 13	at LAK	2-4 L	25-40-14	64
80 Apr. 15	vs. SJS	3-3 T	25-40-15	65
81 Apr. 17	at VAN	4-2 W	26-40-15	67
82 Apr. 18	at SJS	1-4 L	26-41-15	67

1996-97

DATE	OPP.	RESULT	RECORD	PTS
1 Oct. 5	at VAN	1-3 L	0-1-0	0
2 Oct. 6	vs. BUF	3-0 W	1-1-0	2
3 Oct. 9	vs. STL	1-3 L	1-2-0	2
4 Oct. 11	at DET	2-1 W	2-2-0	4
5 Oct. 13	at PHI	1-0 W	3-2-0	6
6 Oct. 14	at NYR	4-5 L	3-3-0	6
7 Oct. 16	at MTL	2-4 L	3-4-0	6
8 Oct. 20	vs. EDM	6-3 W	4-4-0	8
9 Oct. 22	vs. COL	5-1 W	5-4-0	10
10 Oct. 24	vs. PIT	7-5 W	6-4-0	12
11 Oct. 26	at LAK	0-0 T	6-4-1	13
12 Oct. 27	at ANA	4-1 W	7-4-1	15
13 Oct. 30	at SJS	1-3 L	7-5-1	15
14 Nov. 1	vs. PHX	2-3 L(OT)	7-6-1	15
15 Nov. 2	at VAN	3-4 L	7-7-1	15
16 Nov. 9	vs. STL	2-3 L	7-8-1	15
17 Nov. 13	at DAL	3-3 T	7-8-2	16
18 Nov. 14	at CHI	2-1 W(OT)	8-8-2	18
19 Nov. 16	at STL	0-2 L	8-9-2	18
20 Nov. 18	vs. NYR	5-3 W	9-9-2	20
21 Nov. 20	vs. DAL	1-3 L	9-10-2	20
22 Nov. 22	vs. CHI	2-5 L	9-11-2	20
23 Nov. 23	at EDM	2-3 L	9-12-2	20
24 Nov. 26	vs. EDM	1-10 L	9-13-2	20
25 Nov. 28	vs. LAK	2-0 W	10-13-2	22
26 Nov. 30	at PHX	1-3 L	10-14-2	22
27 Dec. 3	at NYI	1-3 L	10-15-2	22
28 Dec. 5	at NJD	1-2 L	10-16-2	22
29 Dec. 7	at BOS	1-1 T	10-16-3	23
30 Dec. 10	vs. OTT	5-5 T	10-16-4	24
31 Dec. 12	at LAK	5-1 W	11-16-4	26
32 Dec. 14	vs. COL	4-1 W	12-16-4	28
33 Dec. 16	vs. NJD	0-5 L	12-17-4	28
34 Dec. 18	vs. DET	3-3 T	12-17-5	29
35 Dec. 20	at ANA	0-7 L	12-18-5	29
36 Dec. 22	at PHX	7-2 W	13-18-5	31
37 Dec. 23	at COL	3-4 L	13-19-5	31
38 Dec. 29	vs. PHI	2-4 L	13-20-5	31
39 Dec. 31	vs. SJS	1-5 L	13-21-5	31
40 Jan. 2	at COL	2-3 L	13-22-5	31
41 Jan. 4	at SJS	4-3 W	14-22-5	33
42 Jan. 7	vs. TOR	4-3 W(OT)	15-22-5	35
43 Jan. 9	vs. HFD	3-2 W	16-22-5	37
44 Jan. 11	vs. FLA	1-4 L	16-23-5	37
45 Jan. 15	vs. VAN	2-1 W	17-23-5	39
46 Jan. 21	at PIT	2-4 L	17-24-5	39
47 Jan. 22	at TOR	3-5 L	17-25-5	39
48 Jan. 24	at OTT	2-2 T	17-25-6	40
49 Jan. 28	vs. NYI	4-3 W	18-25-6	42
50 Jan. 30	vs. SJS	3-6 L	18-26-6	42
51 Feb. 1	vs. VAN	3-0 W	19-26-6	44
52 Feb. 3	vs. LAK	2-3 L	19-27-6	44
53 Feb. 5	at EDM	2-5 L	19-28-6	44
54 Feb. 7	vs. WSH	5-2 W	20-28-6	46
55 Feb. 9	vs. ANA	6-1 W	21-28-6	48
56 Feb. 11	vs. BOS	5-1 W	22-28-6	50
57 Feb. 13	vs. EDM	3-2 W(OT)	23-28-6	52
58 Feb. 15	vs. TOR	3-0 W	24-28-6	54
59 Feb. 18	at BUF	5-5 T	24-28-7	55
60 Feb. 19	at DET	0-4 L	24-29-7	55
61 Feb. 21	at DAL	2-4 L	24-30-7	55
62 Feb. 23	at STL	5-3 W	25-30-7	57
63 Feb. 26	vs. PHX	2-5 L	25-31-7	57
64 Feb. 28	vs. MTL	3-2 W	26-31-7	59
65 Mar. 1	vs. DAL	4-1 W	27-31-7	61
66 Mar. 4	at WSH	1-2 L	27-32-7	61
67 Mar. 5	at HFD	0-2 L	27-33-7	61
68 Mar. 7	at FLA	3-1 W	28-33-7	63
69 Mar. 9	at TBL	1-2 L(OT)	28-34-7	63
70 Mar. 12	at COL	3-2 W	29-34-7	65
71 Mar. 15	at LAK	5-2 W	30-34-7	67
72 Mar. 16	at ANA	2-2 T	30-34-8	68
73 Mar. 19	vs. SJS	4-2 W	31-34-8	70
74 Mar. 21	vs. TBL	3-4 L(OT)	31-35-8	70
75 Mar. 25	vs. ANA	3-2 W	32-35-8	72
76 Mar. 29	vs. VAN	2-5 L	32-36-8	72
77 Apr. 2	vs. COL	1-5 L	32-37-8	72
78 Apr. 4	at VAN	3-3 T	32-37-9	73
79 Apr. 6	vs. CHI	1-2 L	32-38-9	73
80 Apr. 8	vs. DET	2-3 L	32-39-9	73
81 Apr. 11	at CHI	3-3 L	32-40-9	73
82 Apr. 12	at TOR	1-4 L	32-41-9	73

1995-96

DATE	OPP.	RESULT	RECORD	PTS
1 Oct. 7	at TBL	3-3 T	0-0-1	1
2 Oct. 8	at FLA	3-4 L	0-1-1	1
3 Oct. 10	at DAL	3-7 L	0-2-1	1
4 Oct. 15	at CHI	1-1 T	0-2-2	2
5 Oct. 17	at DET	3-3 T	0-2-3	3
6 Oct. 19	at OTT	2-4 L	0-3-3	3
7 Oct. 20	at TOR	3-4 L(OT)	0-4-3	3
8 Oct. 25	vs. COL	2-3 L	0-5-3	3
9 Oct. 27	vs. DET	0-3 L	0-6-3	3
10 Oct. 29	at ANA	2-7 L	0-7-3	3
11 Oct. 31	at LAK	2-1 W	1-7-3	5
12 Nov. 1	at COL	1-6 L	1-8-3	5
13 Nov. 4	vs. VAN	4-4 T	1-8-4	6
14 Nov. 6	at NYR	2-1 W	1-9-4	6
15 Nov. 8	at NJD	2-4 L	2-9-4	8
16 Nov. 9	at PHI	1-3 L	2-10-4	8
17 Nov. 11	vs. MTL	0-4 L	2-11-4	8
18 Nov. 14	vs. EDM	4-2 W	3-11-4	10
19 Nov. 18	vs. COL	3-5 L	3-12-4	10
20 Nov. 19	at COL	2-5 L	3-13-4	10
21 Nov. 21	vs. ANA	2-3 L	3-14-4	10
22 Nov. 24	vs. EDM	2-5 L	3-15-4	10
23 Nov. 26	vs. CHI	2-2 T	3-15-5	11
24 Nov. 29	at SJS	5-3 W	4-15-5	13
25 Dec. 1	at EDM	8-2 W	5-15-5	15
26 Dec. 3	at WPG	2-5 L	5-16-5	15
27 Dec. 5	vs. STL	1-1 T	5-16-6	16
28 Dec. 9	vs. VAN	3-4 L	5-17-6	16
29 Dec. 11	vs. LAK	6-2 W	6-17-6	18
30 Dec. 13	at DAL	4-4 T	7-17-6	20
31 Dec. 14	at STL	3-3 T	7-17-7	21
32 Dec. 16	at BOS	3-6 L	7-18-7	21
33 Dec. 19	at PIT	1-7 L	7-19-7	21
34 Dec. 20	at HFD	3-2 W	8-19-7	23
35 Dec. 22	vs. DET	1-5 L	8-20-7	23
36 Dec. 24	at VAN	4-2 W	9-20-7	25
37 Dec. 27	vs. TOR	4-0 W	10-20-7	27
38 Dec. 29	vs. PHI	2-3 L	10-21-7	27
39 Dec. 31	vs. NYR	3-1 W	11-21-7	29
40 Jan. 2	vs. TBL	10-0 W	12-21-7	31
41 Jan. 5	vs. ANA	1-3 L	12-22-7	31
42 Jan. 6	vs. FLA	2-0 W	13-22-7	33
43 Jan. 10	vs. HFD	3-2 W(OT)	14-22-7	35
44 Jan. 12	vs. BUF	3-1 W	15-22-7	37
45 Jan. 14	at COL	4-4 T	15-22-8	38
46 Jan. 16	at LAK	5-5 T	15-22-9	39
47 Jan. 17	at ANA	4-1 W	16-22-9	41
48 Jan. 24	vs. NYI	4-1 W	17-22-9	43
49 Jan. 26	vs. DAL	2-4 L	17-23-9	43
50 Jan. 30	vs. EDM	3-2 W(OT)	18-23-9	45
51 Feb. 1	vs. NJD	1-1 T	18-23-10	46
52 Feb. 3	vs. LAK	2-1 W	19-23-10	48
53 Feb. 6	vs. OTT	3-1 W	20-23-10	50
54 Feb. 8	vs. WSH	4-4 T	20-23-11	51
55 Feb. 10	vs. WPG	2-3 L	20-24-11	51
56 Feb. 11	at EDM	2-4 L	20-25-11	51
57 Feb. 13	at WSH	2-3 L	20-26-11	51
58 Feb. 15	at NYI	6-3 W	21-26-11	53
59 Feb. 17	at MTL	1-5 L	21-27-11	53
60 Feb. 20	vs. SJS	5-3 W	22-27-11	55
61 Feb. 23	vs. ANA	3-2 W	23-27-11	57
62 Feb. 24	vs. BOS	1-2 L	23-28-11	57
63 Feb. 29	vs. PIT	7-3 W	24-28-11	59
64 Mar. 3	at SJS	5-1 W	25-28-11	61
65 Mar. 7	at STL	4-2 W	26-28-11</	

1994-95

DATE	OPP.	RESULT	RECORD	PTS
1 Jan. 20	at WPG	3-3 T	0-0-1	1
2 Jan. 22	at DET	4-1 W	1-0-1	3
3 Jan. 24	vs. STL	6-4 W	2-0-1	5
4 Jan. 26	at DET	1-5 L	2-1-1	5
5 Jan. 28	at TOR	1-2 L	2-2-1	5
6 Feb. 1	vs. DET	2-1 W	3-2-1	7
7 Feb. 3	vs. CHI	3-4 L(OT)	3-3-1	7
8 Feb. 4	vs. TOR	4-1 W	4-3-1	9
9 Feb. 6	vs. WPG	4-5 L	4-4-1	9
10 Feb. 9	vs. ANA	5-1 W	5-4-1	11
11 Feb. 11	at DAL	6-0 W	6-4-1	13
12 Feb. 13	at STL	2-4 L	6-5-1	13
13 Feb. 16	at CHI	2-2 T	6-5-2	14
14 Feb. 18	vs. DAL	3-2 W(OT)	7-5-2	16
15 Feb. 20	vs. DAL	1-2 L	7-6-2	16
16 Feb. 23	at LAK	3-3 T	7-6-3	17
17 Feb. 24	at SJS	3-0 W	8-6-3	19
18 Feb. 26	at ANA	5-3 W	9-6-3	21
19 Feb. 28	vs. EDM	5-2 W	10-6-3	23
20 Mar. 2	vs. VAN	2-2 T	10-6-4	24
21 Mar. 4	at TOR	2-3 L	10-7-4	24
22 Mar. 5	at WPG	2-3 L	10-8-4	24
23 Mar. 7	at CHI	6-3 W	11-8-4	26
24 Mar. 9	at STL	1-5 L	11-9-4	26
25 Mar. 12	at DAL	4-4 T	11-9-5	27
26 Mar. 15	vs. ANA	0-5 L	11-10-5	27
27 Mar. 17	vs. WPG	8-4 W	12-10-5	29
28 Mar. 19	vs. SJS	3-5 L	12-11-5	29
29 Mar. 20	at EDM	2-5 L	12-12-5	29
30 Mar. 22	vs. STL	4-3 W	13-12-5	31
31 Mar. 24	vs. DET	3-2 W	14-12-5	33
32 Mar. 26	vs. VAN	2-0 W	15-12-5	35
33 Mar. 28	vs. LAK	3-5 L	15-13-5	35
34 Mar. 31	at EDM	6-2 W	16-13-5	37
35 Apr. 4	vs. CHI	3-2 W	17-13-5	39
36 Apr. 7	vs. LAK	7-4 W	18-13-5	41
37 Apr. 8	vs. VAN	2-4 L	18-14-5	41
38 Apr. 10	vs. SJS	8-3 W	19-15-5	43
39 Apr. 12	at LAK	4-1 W	20-15-5	45
40 Apr. 13	at ANA	2-4 L	20-16-5	45
41 Apr. 15	at EDM	4-2 W	21-16-5	47
42 Apr. 17	vs. LAK	5-2 W	22-16-5	49
43 Apr. 20	at VAN	2-2 T	22-16-6	50
44 Apr. 24	at ANA	1-2 L	22-17-6	50
45 Apr. 25	at SJS	3-2 W	23-17-6	52
46 Apr. 29	vs. TOR	2-2 T	23-17-7	53
47 Apr. 30	at VAN	4-6 L	23-17-7	53
48 May 3	vs. EDM	5-3 W	24-17-7	55

1993-94

DATE	OPP.	RESULT	RECORD	PTS
1 Oct. 5	vs. NYI	2-1 W	1-0-0	2
2 Oct. 7	vs. SJS	6-2 W	2-0-0	4
3 Oct. 9	at VAN	5-1 W	3-0-0	6
4 Oct. 14	at SJS	2-1 W	4-0-0	8
5 Oct. 16	at LAK	4-8 L	4-1-0	8
6 Oct. 17	at ANA	2-2 T	4-1-1	9
7 Oct. 20	at EDM	5-3 W	5-1-1	11
8 Oct. 21	vs. VAN	3-6 L	5-2-1	11
9 Oct. 23	vs. BOS	3-3 T	5-2-2	12
10 Oct. 25	vs. WSH	3-2 W(OT)	6-2-2	14
11 Oct. 27	vs. BUF	3-5 L	6-3-2	14
12 Oct. 30	vs. EDM	4-1 W	7-3-2	16
13 Oct. 31	at WPG	4-3 W	8-3-2	18
14 Nov. 3	at HFD	6-3 W	9-3-2	20
15 Nov. 4	at BOS	3-6 L	9-4-2	20
16 Nov. 6	at MTL	4-3 W	10-4-2	22
17 Nov. 9	vs. LAK	3-2 W	11-4-2	24
18 Nov. 11	vs. ANA	5-4 W	12-4-2	26
19 Nov. 13	vs. VAN	4-3 W	13-4-2	28
20 Nov. 15	vs. WPG	7-2 W	14-4-2	30
21 Nov. 18	at STL	3-3 T	14-4-3	31
22 Nov. 20	at DAL	3-4 L	14-5-3	31
23 Nov. 22	vs. ANA	1-2 L	14-6-3	31
24 Nov. 24	vs. TOR	5-3 W	15-6-3	33
25 Nov. 26	vs. CHI	3-6 L	15-7-3	33
26 Nov. 30	vs. DAL	2-2 T	15-7-4	34
27 Dec. 4	vs. PHI	6-0 W	16-7-4	36
28 Dec. 6	at OTT	6-1 W	17-7-4	38
29 Dec. 7	at QUE	4-4 T	17-7-5	39
30 Dec. 10	at BUF	2-6 L	17-8-5	39
31 Dec. 11	at TOR	1-3 L	17-9-5	39
32 Dec. 14	vs. VAN	8-4 W	18-9-5	41
33 Dec. 17	vs. STL	3-4 L	18-10-5	41
34 Dec. 18	vs. WPG	5-4 W(OT)	19-10-5	43
35 Dec. 20	vs. LAK	4-5 L(OT)	19-11-5	43
36 Dec. 22	at EDM	3-7 L	19-12-5	43
37 Dec. 23	at VAN	3-4 L	19-13-5	43
38 Dec. 28	at SJS	3-3 T	19-13-6	44
39 Dec. 30	vs. EDM	7-1 W	20-13-6	46
40 Jan. 5	vs. MTL	2-5 L	20-14-6	46
41 Jan. 2	at STL	3-4 L(OT)	20-15-6	46
42 Jan. 5	at NYR	4-1 W	21-15-6	48
43 Jan. 7	at NYI	2-6 L	21-16-6	48
44 Jan. 8	at PIT	2-2 T	21-16-7	49
45 Jan. 11	vs. QUE	1-0 W	22-16-7	51
46 Jan. 15	vs. OTT	10-0 W	23-16-7	53
47 Jan. 17	at SJS	2-3 L	23-17-7	53
48 Jan. 19	at VAN	4-3 W	24-17-7	55
49 Jan. 24	vs. LAK	3-3 T	24-17-8	56
50 Jan. 26	vs. DAL	2-3 L	24-18-8	56
51 Jan. 28	vs. NJD	2-2 T	24-18-9	57
52 Jan. 29	vs. STL	3-5 L	24-19-9	57
53 Feb. 2	at ANA	4-2 W	25-19-9	59
54 Feb. 5	at LAK	5-4 W(OT)	26-19-9	61
55 Feb. 7	vs. EDM	4-3 W	27-19-9	63
56 Feb. 9	at EDM	6-1 W	28-19-9	65
57 Feb. 11	vs. HFD	4-1 W	29-19-9	67
58 Feb. 12	vs. TOR	3-2 W	30-19-9	69
59 Feb. 14	vs. CHI	2-4 L	30-20-9	69
60 Feb. 18	at DAL	2-4 L	30-21-9	69
61 Feb. 20	at WPG	5-2 W	31-21-9	71
62 Feb. 22	at VAN	4-4 T	31-21-10	72
63 Feb. 24	vs. TBL	0-4 L	31-22-10	72
64 Feb. 26	vs. LAK	4-2 W	32-22-10	74
65 Mar. 1	at DET	2-5 L	32-23-10	74
66 Mar. 3	at CHI	2-4 L	32-24-10	74
67 Mar. 5	at NJD	3-6 L	32-25-10	74
68 Mar. 6	at WSH	4-4 T	32-25-11	75
69 Mar. 9	vs. DET	1-5 L	32-26-11	75
70 Mar. 11	vs. FLA	4-2 W	33-26-11	77
71 Mar. 12	vs. SJS	2-0 W	34-26-11	79
72 Mar. 15	at TBL	7-3 W	35-26-11	81
73 Mar. 16	at FLA	1-2 L	35-27-11	81
74 Mar. 20	at TOR	6-3 W	36-27-11	83
75 Mar. 22	vs. NYR	4-4 T	36-27-12	84
76 Mar. 26	vs. PIT	5-3 W	37-27-12	86
77 Mar. 31	at PHI	4-1 W	38-27-12	88
78 Apr. 2	at DET	3-3 T	38-27-13	89
79 Apr. 3	at CHI	1-2 L	38-28-13	89
80 Apr. 6	vs. ANA	4-2 W	39-28-13	91
81 Apr. 8	vs. SJS	5-2 W	40-28-13	93
82 Apr. 9	vs. DET	4-2 W	41-28-13	95
83 Apr. 11	at ANA	3-0 W	42-28-13	97
84 Apr. 13	at LAK	4-6 L	42-29-13	97

1992-93

DATE	OPP.	RESULT	RECORD	PTS
1 Oct. 6	vs. LAK	4-5 L	0-1-0	0
2 Oct. 8	vs. EDM	7-2 W	1-1-0	2
3 Oct. 10	vs. TOR	3-2 W	2-1-0	4
4 Oct. 13	at MNS	4-3 W	3-1-0	6
5 Oct. 15	at LAK	0-4 L	3-2-0	6
6 Oct. 17	at SJS	6-2 W	4-2-0	8
7 Oct. 20	vs. LAK	6-2 W	5-2-0	10
8 Oct. 22	vs. BOS	2-4 L	5-3-0	10
9 Oct. 25	at EDM	4-0 W	6-3-0	12
10 Oct. 28	at WPG	7-5 W	7-3-0	14
11 Oct. 30	vs. WSH	1-3 L	7-4-0	14
12 Oct. 31	vs. MNS	5-3 W	8-4-0	16
13 Nov. 2	vs. VAN	5-3 W	9-4-0	18
14 Nov. 4	at VAN	5-5 T	9-4-1	19
15 Nov. 6	vs. OTT	8-4 W	10-4-1	21
16 Nov. 8	at OUE	5-5 T	10-4-2	22
17 Nov. 9	at MTL	2-5 L	10-5-2	22
18 Nov. 11	at HFD	4-3 W	11-5-2	24
19 Nov. 12	at BOS	3-5 L	11-6-2	24
20 Nov. 14	at TBL	5-3 W	12-6-2	26
21 Nov. 19	vs. VAN	4-3 W	13-6-2	28
22 Nov. 21	vs. NYI	3-4 L	13-7-2	28
23 Nov. 25	vs. SJS	3-4 L(OT)	13-8-2	28
24 Nov. 27	vs. TBL	3-2 W(OT)	14-8-2	30
25 Nov. 28	vs. CHI	2-5 L	14-9-2	30
26 Dec. 2	vs. WPG	3-3 T	14-9-3	31
27 Dec. 4	vs. STL	5-3 W	15-9-3	33
28 Dec. 7	vs. EDM	6-3 W	16-9-3	35
29 Dec. 8	at EDM	1-3 L	16-10-3	35
30 Dec. 11	at TOR	6-3 W	17-10-3	37
31 Dec. 12	at OTT	1-1 T	17-10-4	38
32 Dec. 14	at DET	3-0 W	18-10-4	40
33 Dec. 15	at NYR	3-0 W	19-10-4	42
34 Dec. 19	vs. LAK	5-3 W	20-10-4	44
35 Dec. 21	vs. EDM	3-2 W(OT)	21-10-4	46
36 Dec. 23	at WPG	4-3 W	22-10-4	48
37 Dec. 27	at EDM	7-3 W	23-10-4	50
38 Dec. 31	vs. MTL	5-3 W	24-10-4	52
39 Jan. 2	vs. PHI	7-3 W	25-10-4	54
40 Jan. 5	vs. WPG	2-4 L	25-11-4	54
41 Jan. 7	at STL	2-3 L(OT)	25-12-4	54
42 Jan. 9	at PIT	2-3 L	25-13-4	54
43 Jan. 10	at BUF	3-5 L	25-14-4	54
44 Jan. 12	at NYI	2-8 L	25-15-4	54
45 Jan. 14	at PHI	4-4 T	25-15-5	55
46 Jan. 16	at MNS	2-4 L	25-16-5	55
47 Jan. 19	vs. LAK	2-3 L(OT)	25-17-5	55
48 Jan. 22	vs. WPG	4-4 T	25-17-6	56
49 Jan. 23	vs. PIT	3-4 L	25-18-6	56
50 Jan. 26	vs. DET	1-9 L	25-19-6	56
51 Jan. 28	at LAK	2-1 W	26-19-6	58
52 Jan. 30	at SJS	5-4 W	27-19-6	60
53 Feb. 2	at WSH	6-4 W	28-19-6	62
54 Feb. 3	at NJD	5-4 W	29-19-6	64
55 Feb. 10	vs. SJS	13-1 W	30-19-6	66
56 Feb. 12	vs. QUE	4-4 T	30-19-7	67
57 Feb. 13	vs. HFD	4-3 W	31-19-7	69
58 Feb. 16	vs. PHI	4-4 T	31-19-8	70
59 Feb. 17	at TOR	2-4 L	31-20-8	70
60 Feb. 19	at DET	3-3 T	31-20-9	71
61 Feb. 21	at CHI	3-4 L	31-21-9	71
62 Feb. 23	at SJS	6-3 W	32-21-9	73
63 Feb. 26	vs. NYR	4-4 T	32-21-10	74
64 Feb. 27	vs. SJS	5-4 W	33-21-10	76
65 Mar. 2	at LAK	2-6 L	33-22-10	76
66 Mar. 4	at STL	1-2 L	33-23-10	76
67 Mar. 6	at TBL	4-7 L	33-24-10	76
68 Mar. 11	vs. DET	6-3 W	34-24-10	78
69 Mar. 13	vs. NJD	4-3 W	35-24-10	80
70 Mar. 14	vs. VAN	3-2 W	36-24-10	82
71 Mar. 16	vs. CHI	0-1 L	36-25-10	82
72 Mar. 21	at WPG	2-4 L	36-26-10	82
73 Mar. 24	vs. STL	2-4 L	36-27-10	82
74 Mar. 26	at VAN	3-1 W	37-27-10	84
75 Mar. 28	vs. TOR	0-4 L	37-28-10	84
76 Mar. 30	vs. WPG	4-5 L	37-29-10	84
77 Apr. 1	vs. MNS	5-3 W	38-29-10	86
78 Apr. 3	at SJS	3-2 W(OT)	39-29-10	88
79 Apr. 4	at SJS	4-3 W	40-29-10	90
80 Apr. 6	at LAK	3-3 T	40-29-11	91
81 Apr. 9	vs. VAN	8-1 W	41-29-11	93
82 Apr. 11	at VAN	3-6 L	41-30-11	93
83 Apr. 13	at EDM	4-2 W	42-30-11	95
84 Apr. 15	vs. SJS	7-3 W	43-30-11	97

1991-92

DATE	OPP.	RESULT	RECORD	PTS
1 Oct. 4	vs. EDM	9-2 W	1-0-0	2
2 Oct. 6	at WPG	3-5 L	1-1-0	2
3 Oct. 8	at SJS	3-4 L	1-2-0	2
4 Oct. 10	at LAK	7-1 W	2-2-0	4
5 Oct. 12	at EDM	1-3 L	2-3-0	4
6 Oct. 15	vs. MNS	6-3 W	3-3-0	6
7 Oct. 17	vs. TOR	6-4 W	4-3-0	8
8 Oct. 19	at VAN	2-5 L	4-4-0	8
9 Oct. 22	at MNS	4-2 W	5-4-0	10
10 Oct. 24	at CHI	5-2 W	6-4-0	12
11 Oct. 26	at STL	2-2 T	6-4-1	13
12 Oct. 30	vs. NJD	2-5 L	6-5-1	13
13 Nov. 1	at WPG	7-6 W(OT)	7-5-1	15
14 Nov. 4	at NYR	0-4 L	7-6-1	15
15 Nov. 6	at HFD	3-2 W	8-6-1	17
16 Nov. 7	at BOS	4-4 T	8-6-2	18
17 Nov. 9	at TOR	6-1 W	9-6-2	20
18 Nov. 12	vs. DET	4-5 L(OT)	9-7-2	20
19 Nov. 14	vs. VAN	2-2 T	9-7-3	21
20 Nov. 16	vs. BUF	4-5 L	9-8-3	21
21 Nov. 21	vs. VAN	3-2 W	10-8-3	23
22 Nov. 22	at VAN	5-6 L(OT)	10-9-3	23
23 Nov. 25	vs. WPG	3-3 T	10-9-4	24
24 Nov. 28	vs. LAK	5-3 W	11-9-4	26
25 Nov. 30	vs. SJS	1-2 L	11-10-4	26
26 Dec. 3	at DET	2-5 L	11-11-4	26
27 Dec. 5	at NJD	3-6 L	11-12-4	26
28 Dec. 7	at MTL	1-5 L	11-13-4	26
29 Dec. 8	at BUF	4-2 W	12-13-4	28
30 Dec. 10	at WSH	1-4 L	12-14-4	28
31 Dec. 14	vs. DET	3-4 L(OT)	12-15-4	28
32 Dec. 17	vs. WPG	7-4 W	13-15-4	30
33 Dec. 19	vs. QUE	5-5 T	13-15-5	31
34 Dec. 21	at WPG	2-7 L	13-16-5	31
35 Dec. 23	at EDM	3-5 L	13-17-5	31
36 Dec. 28	vs. PHI	5-1 W	14-17-5	33
37 Dec. 29	vs. LAK	6-2 W	15-17-5	35
38 Dec. 31	vs. MTL	3-2 W(OT)	16-17-5	37
39 Jan. 4	vs. EDM	2-3 L	17-17-5	37
40 Jan. 5	at EDM	3-2 W	17-18-5	39
41 Jan. 8	vs. SJS	10-3 W	18-18-5	41
42 Jan. 10	vs. PIT	7-5 W	19-18-5	43
43 Jan. 13	at MTL	2-2 T	19-18-6	44
44 Jan. 14	at QUE	5-3 W	20-18-6	45
45 Jan. 16	at NYR	4-6 L	20-19-6	45
46 Jan. 22	vs. NYR	4-4 T	20-19-7	46
47 Jan. 24	at SJS	3-2 W	21-19-7	48
48 Jan. 25	at LAK	3-4 L	21-20-7	48
49 Jan. 27	vs. CHI	3-4 L(OT)	21-21-7	48
50 Jan. 30	at BOS	1-3 L	21-22-7	49
51 Feb. 1	at WSH	2-5 L	21-23-7	49
52 Feb. 2	at NYI	3-6 L	21-24-7	49
53 Feb. 5	vs. QUE	5-3 W	22-24-7	51
54 Feb. 7	at WPG	1-4 L	22-25-7	51
55 Feb. 11	vs. NYI	1-3 L	22-26-7	51
56 Feb. 13	vs. WSH	4-4 T	22-26-8	52
57 Feb. 15	at STL	2-7 L	22-27-8	52
58 Feb. 16	at CHI	5-5 T	22-27-9	53
59 Feb. 19	vs. BOS	6-4 W	23-28-9	55
60 Feb. 21	vs. LAK	9-7 W	24-27-9	57
61 Feb. 23	at SJS	4-2 W	25-27-9	59
62 Feb. 25	vs. BUF	3-5 L	25-28-9	59
63 Feb. 27	vs. PHI	0-3 L	25-29-9	59
64 Mar. 1	at VAN	0-11 L	25-30-9	59
65 Mar. 3	vs. PIT	3-6 L	25-31-9	59
66 Mar. 5	vs. TOR	5-5 T	25-31-10	60
67 Mar. 7	vs. STL	5-1 W	26-31-10	62
68 Mar. 10	at PIT	2-5 L	26-32-10	62
69 Mar. 12	at PHI	4-5 L(OT)	26-33-10	62
70 Mar. 14	vs. VAN	4-6 L	26-34-10	62
71 Mar. 16	vs. HFD	3-4 L	26-35-10	62
72 Mar. 19	vs. SJS	3-1 W	27-35-10	64
73 Mar. 21	at LAK	2-5 L	27-36-10	64
74 Mar. 24	vs. EDM	4-4 T	27-36-11	65
75 Mar. 26	vs. LAK	7-2 W	28-36-11	67
76 Mar. 28	vs. MNS	4-3 W	29-36-11	69
77 Mar. 31	vs. EDM	5-2 W	30-36-11	71
78 Apr. 12	vs. WPG	3-4 L	30-37-11	71
79 Apr. 15	at SJS	4-3 W	31-37-11	73
80 Apr. 16	at VAN	4-4 T	31-37-12	74

1990-91

DATE	OPP.	RESULT	RECORD	PTS
1 Oct. 4	vs. VAN	3-2W(OT)	1-0-0	2
2 Oct. 6	vs. TOR	4-1 W	2-0-0	4
3 Oct. 8	at WPG	4-3 W	3-0-0	6
4 Oct. 10	at DET	5-6 L(OT)	3-1-0	6
5 Oct. 13	at NJD	3-5 L	3-2-0	6
6 Oct. 14	at CHI	3-1 W	4-2-0	8
7 Oct. 18	vs. STL	3-4 L	4-3-0	8
8 Oct. 20	vs. BOS	8-1 W	5-3-0	10
9 Oct. 21	at EDM	2-1 W	6-3-0	12
10 Oct. 23	at LAK	4-6 L	6-4-0	12
11 Oct. 25	vs. EDM	4-2 W	7-4-0	14
12 Oct. 27	vs. WSH	9-4 W	8-4-0	16
13 Oct. 30	vs. NJD	6-3 W	9-4-0	18
14 Nov. 1	vs. WPG	2-1 W	10-4-0	20
15 Nov. 3	at TOR	7-3 W	11-4-0	22
16 Nov. 4	at BUF	1-2 L	11-5-0	22
17 Nov. 6	at PIT	5-6 L	11-6-0	22
18 Nov. 8	at PHI	8-2 W	12-6-0	24
19 Nov. 10	at NYI	1-5 L	12-7-0	24
20 Nov. 11	at NYR	4-4 T	12-7-1	25
21 Nov. 15	vs. NYI	3-4 L(OT)	12-8-1	25
22 Nov. 17	vs. BUF	3-3 T	12-8-2	26
23 Nov. 19	at VAN	6-4 W	13-8-2	28
24 Nov. 22	vs. LAK	6-3 W	14-8-2	30
25 Nov. 24	vs. CHI	3-5 L	14-9-2	30
26 Nov. 28	at WPG	2-2 T	14-9-3	31
27 Dec. 1	at MTL	5-3 W	15-9-3	33
28 Dec. 2	at QUE	5-5 T	15-9-4	34
29 Dec. 5	vs. NYR	4-1 W	16-9-4	36
30 Dec. 7	vs. QUE	3-5 L	16-10-4	36
31 Dec. 9	at EDM	3-2 W	17-10-4	38
32 Dec. 11	at MNS	5-4 W	18-10-4	40
33 Dec. 13	at WPG	4-1 W	19-10-4	42
34 Dec. 16	at VAN	5-2 W	20-10-4	44
35 Dec. 18	vs. VAN	2-3 L	20-11-4	44
36 Dec. 20	vs. LAK	3-4 L(OT)	20-12-4	44
37 Dec. 22	vs. EDM	2-6 L	20-13-4	44
38 Dec. 27	at EDM	1-4 L	20-14-4	44
39 Dec. 29	vs. HFD	8-2 W	21-14-4	46
40 Dec. 31	vs. MTL	7-2 W	22-14-4	48
41 Jan. 2	at WPG	3-3 T	22-14-5	49
42 Jan. 5	vs. DET	7-0 W	23-14-5	51
43 Jan. 8	at TOR	5-3 W	24-14-5	53
44 Jan. 10	at PIT	1-5 L	24-15-5	53
45 Jan. 11	at WSH	2-4 L	24-16-5	53
46 Jan. 13	at WPG	3-4 L	24-17-5	53
47 Jan. 15	vs. WPG	7-5 W	25-17-5	55
48 Jan. 22	at PHI	3-4 L	25-18-5	55
49 Jan. 23	at HFD	4-5 L	25-19-5	55
50 Jan. 26	at BOS	2-5 L	25-20-5	55
51 Jan. 27	at BUF	5-4 W	26-20-5	57
52 Jan. 30	vs. NYR	5-1 W	27-20-5	59
53 Feb. 2	vs. CHI	3-1 W	28-20-5	61
54 Feb. 5	at NJD	1-2 L	28-21-5	61
55 Feb. 7	at BOS	4-1 W	29-21-5	63
56 Feb. 9	at HFD	5-2 W	30-21-5	65
57 Feb. 12	at LAK	4-4 T	30-21-6	66
58 Feb. 15	vs. WSH	8-2 W	31-21-6	68
59 Feb. 17	vs. STL	7-4 W	32-21-6	70
60 Feb. 19	vs. DET	4-4 T	32-21-7	71
61 Feb. 21	vs. VAN	6-4 W	33-21-7	73
62 Feb. 23	vs. QUE	10-8 W	34-21-7	75
63 Feb. 25	at VAN	2-4 L	34-22-7	75
64 Feb. 27	vs. EDM	4-2 W	35-22-7	77
65 Mar. 1	vs. PIT	6-2 W	36-22-7	79
66 Mar. 2	vs. MNS	5-1 W	37-22-7	81
67 Mar. 4	vs. MTL	3-2W(OT)	38-22-7	83
68 Mar. 7	vs. PHI	4-2 W	39-22-7	85
69 Mar. 9	at STL	8-4 W	40-22-7	87
70 Mar. 10	at MNS	3-7 L	40-23-7	87
71 Mar. 12	vs. WPG	5-3 W	41-23-7	89
72 Mar. 14	vs. NYI	4-2 W	42-23-7	91
73 Mar. 16	vs. LAK	3-4 L	42-24-7	91
74 Mar. 18	vs. WPG	4-3W(OT)	43-24-7	93
75 Mar. 20	at VAN	3-2 W	44-24-7	95
76 Mar. 23	at LAK	4-8 L	44-25-7	95
77 Mar. 26	vs. VAN	7-2 W	45-25-7	97
78 Mar. 28	vs. EDM	4-4 T	45-25-8	98
79 Mar. 29	at EDM	5-6 L(OT)	45-26-8	98
80 Mar. 31	vs. LAK	5-3 W	46-26-8	100

1989-90

DATE	OPP.	RESULT	RECORD	PTS
1 Oct. 5	vs. DET	10-7 W	1-0-0	2
2 Oct. 7	vs. NYI	6-3 W	2-0-0	4
3 Oct. 10	at NJD	4-2 W	3-0-0	6
4 Oct. 11	at NYR	4-5 L	3-1-0	6
5 Oct. 14	at WSH	4-4 T	3-1-1	7
6 Oct. 15	at PHI	3-2 W	4-1-1	9
7 Oct. 17	at OUE	8-2 W	4-1-2	10
8 Oct. 18	at MTL	1-2 L	4-2-2	10
9 Oct. 21	vs. BOS	5-2 W	5-2-2	12
10 Oct. 23	vs. WSH	3-3 T	5-2-3	13
11 Oct. 25	at LAK	5-0 W	6-2-3	15
12 Oct. 27	vs. VAN	5-5 T	6-2-4	16
13 Oct. 28	at VAN	3-4 L	6-3-4	16
14 Nov. 1	vs. WPG	5-3 W	7-3-4	18
15 Nov. 3	at EDM	2-5 L	7-4-4	18
16 Nov. 4	vs. NYD	7-3 W	8-4-4	20
17 Nov. 6	vs. EDM	5-1 W	9-4-4	22
18 Nov. 8	at LAK	5-4 W	10-4-4	24
19 Nov. 11	at MNS	2-3 L(OT)	10-5-4	24
20 Nov. 12	at WPG	2-3 L	10-6-4	24
21 Nov. 14	vs. LAK	6-8 L	10-7-4	24
22 Nov. 16	vs. BUF	4-4 T	10-7-5	25
23 Nov. 18	vs. CHI	4-4 T	10-7-6	26
24 Nov. 20	at MTL	2-3 L	10-8-6	26
25 Nov. 21	at QUE	4-4 T	10-8-7	27
26 Nov. 24	at DET	2-3 L	10-9-7	27
27 Nov. 25	at STL	3-3 T	10-9-8	28
28 Nov. 30	vs. MNS	5-2 W	11-9-8	30
29 Dec. 2	vs. TOR	7-4 W	12-9-8	32
30 Dec. 6	vs. WPG	3-4 L	12-10-8	32
31 Dec. 10	at WPG	1-4 L	12-11-8	32
32 Dec. 11	at EDM	3-3 T	12-11-9	33
33 Dec. 14	vs. QUE	8-5 W	13-11-9	35
34 Dec. 15	vs. PIT	4-3 W	14-11-9	37
35 Dec. 19	at VAN	2-1 W	15-11-9	39
36 Dec. 20	vs. VAN	2-1 W(OT)	16-11-9	41
37 Dec. 23	at EDM	1-2 L	16-12-9	41
38 Dec. 27	at LAK	5-5 T	16-12-10	42
39 Dec. 29	vs. WPG	1-2 L(OT)	16-13-10	42
40 Dec. 30	vs. MTL	5-3 W	17-13-10	44
41 Jan. 2	vs. PHI	PHI 4-4 T	17-13-11	45
42 Jan. 5	vs. HFD	6-4 W	18-13-11	47
43 Jan. 7	at EDM	3-1 W	19-13-11	49
44 Jan. 9	vs. BUF	2-3 L(OT)	19-14-11	49
45 Jan. 11	vs. EDM	5-3 W	20-14-11	51
46 Jan. 13	at TOR	5-6 L	20-15-11	51
47 Jan. 14	at CHI	6-5 W	21-15-11	53
48 Jan. 16	at STL	5-2 W	22-15-11	55
49 Jan. 18	at BOS	2-2 T	22-15-12	56
50 Jan. 19	at HFD	3-3 T	22-15-13	57
51 Jan. 25	vs. NYR	8-5 W	23-15-13	59
52 Jan. 27	vs. MNS	3-1 W	24-15-13	61
53 Jan. 30	at VAN	7-2 W	25-15-13	63
54 Feb. 1	vs. VAN	4-3 W(OT)	26-15-13	65
55 Feb. 3	at LAK	3-4 L	26-16-13	65
56 Feb. 6	vs. LAK	3-5 L	26-17-13	65
57 Feb. 10	at DET	5-7 L	26-18-13	65
58 Feb. 11	at NYR	5-2 W	27-18-13	67
59 Feb. 13	at NYI	4-2 W	28-18-13	69
60 Feb. 15	at CHI	4-1 W	29-18-13	71
61 Feb. 18	at WPG	1-5 L	29-19-13	71
62 Feb. 20	vs. BOS	3-5 L	29-20-13	71
63 Feb. 22	vs. TOR	12-2 W	30-20-13	73
64 Feb. 25	vs. EDM	10-4 W	31-20-13	75
65 Mar. 1	vs. PHI	2-4 L	31-21-13	75
66 Mar. 3	vs. VAN	5-1 W	32-21-13	77
67 Mar. 5	vs. LAK	5-0 W	33-21-13	79
68 Mar. 7	vs. PIT	6-3 W	34-21-13	

1988-89

DATE	OPP.	RESULT	RECORD	PTS
1 Oct. 6	vs. NYI	4-4 T	0-0-1	1
2 Oct. 8	at LAK	5-6 L(OT)	0-1-1	1
3 Oct. 10	vs. DET	5-2 W	1-1-1	3
4 Oct. 14	vs. EDM	6-1 W	2-1-1	5
5 Oct. 17	vs. LAK	11-4 W	3-1-1	7
6 Oct. 19	vs. MNS	2-1 W	4-1-1	9
7 Oct. 22	at TOR	3-3 T	4-1-2	10
8 Oct. 23	at PHI	5-4 W(OT)	5-1-2	12
9 Oct. 25	at PIT	1-6 L	5-2-3	12
10 Oct. 28	vs. WSH	2-2 T	5-2-3	13
11 Oct. 30	at VAN	1-2 L	5-3-3	13
12 Oct. 31	vs. CHI	6-3 W	6-3-3	15
13 Nov. 3	vs. STL	6-1 W	7-3-3	17
14 Nov. 5	vs. BUF	9-0 W	8-3-3	19
15 Nov. 7	vs. HFD	6-3 W	9-3-3	21
16 Nov. 9	at BUF	2-3 L	9-4-3	21
17 Nov. 10	at PHI	3-2 W(OT)	10-4-3	23
18 Nov. 12	at BOS	2-1 W	11-4-3	25
19 Nov. 15	at NYI	5-1 W	12-4-3	27
20 Nov. 17	at NJD	5-3 W	13-4-3	29
21 Nov. 19	at HFD	5-2 W	14-4-3	31
22 Nov. 23	vs. NJD	3-2 W	15-4-3	33
23 Nov. 26	vs. LAK	4-1 W	16-4-3	35
24 Nov. 29	vs. VAN	3-3 T	16-4-4	36
25 Dec. 1	vs. NYR	6-3 W	17-4-4	38
26 Dec. 2	at EDM	7-4 W	18-4-4	40
27 Dec. 4	at WPG	6-3 W	19-4-4	42
28 Dec. 6	vs. QUE	3-2 W	20-4-4	44
29 Dec. 8	vs. EDM	5-3 W	21-4-4	46
30 Dec. 10	at HFD	1-4 L	21-5-4	46
31 Dec. 12	at TOR	4-4 T	21-5-4	47
32 Dec. 15	vs. VAN	2-0 W	22-5-4	49
33 Dec. 16	vs. VAN	5-3 W	23-5-4	51
34 Dec. 20	at LAK	3-7 L	23-6-5	51
35 Dec. 23	at EDM	1-4 L	23-7-5	51
36 Dec. 26	at VAN	3-2 W(OT)	24-7-5	53
37 Dec. 29	vs. MTL	3-4 L	24-8-5	53
38 Dec. 31	vs. WPG	4-4 T	24-8-6	54
39 Jan. 3	vs. QUE	5-1 W	25-8-6	56
40 Jan. 5	vs. LAK	8-6 W	26-8-6	58
41 Jan. 7	vs. EDM	7-2 W	27-8-6	60
42 Jan. 8	at EDM	0-6 L	27-9-6	60
43 Jan. 11	vs. WPG	6-3 W	28-9-6	62
44 Jan. 14	at MNS	1-1 T	28-9-7	63
45 Jan. 15	at BUF	2-3 L	28-10-7	63
46 Jan. 17	at DET	7-1 W	29-10-7	65
47 Jan. 19	at BOS	7-2 W	30-10-7	67
48 Jan. 21	at QUE	3-4 L	30-11-7	67
49 Jan. 23	at MTL	3-1 W	31-11-7	69
50 Jan. 26	vs. NYR	5-3 W	32-11-7	71
51 Jan. 28	vs. CHI	5-4 W(OT)	33-11-7	73
52 Jan. 29	at VAN	4-4 T	33-11-8	74
53 Jan. 31	at LAK	8-5 W	34-11-8	76
54 Feb. 2	vs. DET	3-2 W(OT)	35-11-8	78
55 Feb. 4	vs. VAN	5-2 W	36-11-8	80
56 Feb. 5	vs. VAN	5-4 W	37-11-8	82
57 Feb. 9	at STL	5-3 W	38-11-8	84
58 Feb. 11	at WSH	2-1 W	39-11-8	86
59 Feb. 12	at PIT	4-2 W	40-11-8	88
60 Feb. 15	at WPG	6-1 W	41-11-8	90
61 Feb. 18	vs. BOS	3-4 L	41-12-8	90
62 Feb. 20	vs. WSH	6-2 W	42-12-8	92
63 Feb. 22	vs. TOR	3-4 L(OT)	42-13-8	92
64 Feb. 24	vs. STL	4-3 W	43-13-8	94
65 Feb. 26	at WPG	0-1 L	43-14-8	94
66 Feb. 27	vs. PHI	6-3 W	44-14-8	96
67 Mar. 2	vs. MTL	2-3 L	44-15-8	96
68 Mar. 7	vs. WPG	9-5 W	45-15-8	98
69 Mar. 9	vs. PIT	10-3 W	46-15-8	100
70 Mar. 11	at EDM	5-5 T	46-15-9	101
71 Mar. 13	at NYR	3-4 L	46-16-9	101
72 Mar. 14	at NJD	5-1 W	47-16-9	103
73 Mar. 18	at LAK	9-3 W	48-16-9	105
74 Mar. 21	vs. NYI	4-1 W	49-16-9	107
75 Mar. 23	vs. LAK	4-2 W	50-16-9	109
76 Mar. 24	at WPG	3-4 L(OT)	50-17-9	109
77 Mar. 26	at CHI	7-5 W	51-17-9	111
78 Mar. 27	at MNS	3-2 W	52-17-9	113
79 Mar. 31	vs. WPG	4-1 W	53-17-9	115
80 Apr. 2	vs. EDM	4-2 W	54-17-9	117

1987-88

DATE	OPP.	RESULT	RECORD	PTS
1 Oct. 8	vs. DET	5-1 W	1-0-0	2
2 Oct. 10	vs. WPG	1-5 L	1-1-0	2
3 Oct. 12	at WPG	2-3 L	1-2-0	2
4 Oct. 14	at EDM	5-4 W	2-2-0	4
5 Oct. 16	vs. EDM	2-5 L	2-3-0	4
6 Oct. 18	vs. BOS	5-6 L(OT)	2-4-0	4
7 Oct. 20	at NYI	4-5 L	2-5-0	4
8 Oct. 21	at NYR	5-4 W	3-5-0	6
9 Oct. 24	at QUE	7-5 W	4-5-0	8
10 Oct. 26	at MTL	5-3 W	5-5-0	10
11 Oct. 30	at VAN	3-3 T	5-5-1	11
12 Nov. 3	vs. NYR	5-3 W	6-5-1	13
13 Nov. 5	vs. EDM	4-4 T	6-5-2	14
14 Nov. 8	vs. BUF	3-6 L	6-6-2	14
15 Nov. 10	at WPG	3-4 L	6-7-2	14
16 Nov. 11	at MNS	4-3 W	7-7-2	16
17 Nov. 13	vs. LAK	10-7 W	8-7-2	18
18 Nov. 15	vs. VAN	8-4 W	9-7-2	20
19 Nov. 17	vs. BOS	3-6 L	9-8-2	20
20 Nov. 19	vs. QUE	9-1 W	10-8-2	22
21 Nov. 21	vs. PIT	4-4 T	10-8-3	23
22 Nov. 23	vs. NJD	9-2 W	11-8-3	25
23 Nov. 25	at VAN	4-2 W	12-8-3	27
24 Nov. 28	at LAK	8-4 W	13-8-3	29
25 Nov. 30	vs. CHI	4-0 W	14-8-3	31
26 Dec. 3	vs. TOR	5-3 W	15-8-3	33
27 Dec. 5	vs. MNS	4-4 T	15-8-4	34
28 Dec. 8	at WSH	5-4 W	16-8-4	36
29 Dec. 9	at PIT	2-5 L	16-9-4	36
30 Dec. 11	at NJD	5-1 W	17-9-4	38
31 Dec. 13	at BUF	7-1 W	18-9-4	40
32 Dec. 16	vs. WPG	5-4 W	19-9-4	42
33 Dec. 19	at LAK	4-1 W	20-9-4	44
34 Dec. 20	vs. LAK	3-6 L	20-10-4	44
35 Dec. 22	vs. HFD	6-5 W(OT)	21-10-4	46
36 Dec. 26	vs. EDM	4-5 L	21-11-4	46
37 Dec. 28	vs. MTL	9-3 W	22-11-4	48
38 Dec. 31	vs. PHI	5-4 W	23-11-4	50
39 Jan. 2	at STL	3-5 L	23-11-5	50
40 Jan. 3	at CHI	5-3 W	24-12-4	52
41 Jan. 6	vs. WPG	6-1 W	25-12-4	54
42 Jan. 8	vs. NYI	7-4 W	26-12-4	56
43 Jan. 10	vs. WSH	8-2 W	27-12-4	58
44 Jan. 13	at EDM	3-5 L	27-13-4	58
45 Jan. 15	at VAN	4-4 T	27-13-5	59
46 Jan. 19	vs. VAN	7-5 W	28-13-5	61
47 Jan. 21	vs. LAK	4-5 L(OT)	28-14-5	61
48 Jan. 23	at DET	4-4 T	28-14-6	62
49 Jan. 25	at TOR	11-3 W	29-14-6	64
50 Jan. 27	vs. HFD	5-1 W	30-14-6	66
51 Jan. 29	at EDM	5-4 W	31-14-6	68
52 Jan. 30	vs. VAN	4-3 W	32-14-6	70
53 Feb. 1	vs. NYJ	4-5 L	32-15-6	70
54 Feb. 3	at WPG	0-9 L	32-16-6	70
55 Feb. 5	at DET	1-5 L	32-17-6	70
56 Feb. 7	at LAK	5-2 W	33-17-6	72
57 Feb. 12	at PHI	3-2 W	34-17-6	74
58 Feb. 14	at WSH	4-5 L(OT)	34-18-6	74
59 Feb. 16	at NYI	3-9 L	34-19-6	74
60 Feb. 17	at NYR	3-5 L	34-20-6	74
61 Feb. 20	at STL	6-3 W	35-20-6	76
62 Feb. 21	at CHI	3-3 T	35-20-7	77
63 Feb. 26	at VAN	5-3 W	36-20-7	79
64 Feb. 28	at EDM	3-2 W	37-20-7	81
65 Mar. 3	vs. PHI	6-3 W	38-20-7	83
66 Mar. 5	vs. EDM	7-4 W	39-20-7	85
67 Mar. 7	vs. PIT	4-5 L	39-21-7	85
68 Mar. 9	at WPG	6-6 T	39-21-8	86
69 Mar. 10	vs. WPG	5-3 W	40-21-8	88
70 Mar. 12	vs. BUF	10-4 W	41-21-8	90
71 Mar. 15	at HFD	8-6 W	42-21-8	92
72 Mar. 17	at BOS	7-5 W	43-21-8	94
73 Mar. 19	at QUE	5-4 W(OT)	44-21-8	96
74 Mar. 21	at MTL	3-3 T	44-21-9	97
75 Mar. 24	vs. TOR	7-1 W	45-21-9	99
76 Mar. 26	vs. VAN	6-1 W	46-21-9	101
77 Mar. 28	vs. STL	7-2 W	47-21-9	103
78 Mar. 30	at LAK	7-9 L	47-22-9	103
79 Apr. 1	vs. LAK	3-6 L	47-23-9	103
80 Apr. 3	vs. MNS	4-1 W	48-23-9	105

1986-87

DATE	OPP.	RESULT	RECORD	PTS
1 Oct. 9	at BOS	5-3 W	1-0-0	2
2 Oct. 11	at HFD	5-6 L	1-1-0	2
3 Oct. 12	at BUF	4-2 W	2-1-0	4
4 Oct. 16	vs. DET	2-4 L	2-2-0	4
5 Oct. 18	vs. QUE	3-5 L	2-3-0	4
6 Oct. 22	vs. EDM	6-3 W	3-3-0	6
7 Oct. 24	at WPG	2-5 L	3-4-0	6
8 Oct. 26	vs. BOS	0-6 L	3-5-0	6
9 Oct. 28	at MNS	4-7 L	3-6-0	6
10 Oct. 29	at WPG	2-6 L	3-7-0	6
11 Nov. 1	vs. WSH	4-1 W	4-7-0	8
12 Nov. 3	vs. LAK	4-2 W	5-7-0	10
13 Nov. 5	at EDM	3-1 W	6-7-0	12
14 Nov. 7	vs. EDM	6-4 W	7-7-0	14
15 Nov. 9	vs. MTL	3-0 W	8-7-0	16
16 Nov. 11	vs. VAN	5-3 W	9-7-0	18
17 Nov. 13	vs. HFD	4-3 W	10-7-0	20
18 Nov. 15	at LAK	1-4 L	10-8-0	20
19 Nov. 18	at VAN	0-5 L	10-9-0	20
20 Nov. 20	vs. PIT	2-5 L	10-10-0	20
21 Nov. 22	vs. NYR	8-5 W	11-10-0	22
22 Nov. 24	vs. EDM	6-5 W	12-10-0	24
23 Nov. 27	vs. WPG	3-4 L	12-11-0	24
24 Nov. 29	vs. NYI	3-4 T	13-11-0	26
25 Dec. 2	vs. CHI	5-3 W	13-11-1	27
26 Dec. 4	vs. CHI	4-1 W	14-11-1	29
27 Dec. 6	at QUE	3-2 W	15-11-1	31
28 Dec. 8	at MTL	3-5 L	15-12-1	31
29 Dec. 10	at PIT	6-4 W	16-12-1	33
30 Dec. 11	at PHI	3-5 L	16-13-1	33
31 Dec. 13	at LAK	6-3 W	17-13-1	35
32 Dec. 16	vs. DET	8-3 W	18-13-1	37
33 Dec. 18	vs. QUE	6-2 W	19-13-1	39
34 Dec. 20	at VAN	5-3 W	20-13-1	41
35 Dec. 22	vs. LAK	3-5 L	20-14-1	41
36 Dec. 28	at BUF	4-1 W	21-14-1	43
37 Dec. 30	at NJD	4-3 W	22-14-1	45
38 Dec. 31	at DET	4-6 L	22-15-1	45
39 Jan. 3	at STL	4-7 L	22-16-1	45
40 Jan. 4	at CHI	4-1 W	23-16-1	47
41 Jan. 8	vs. LAK	5-4 W	24-16-1	49
42 Jan. 10	vs. STL	5-2 W	25-16-1	51
43 Jan. 11	at EDM	3-5 L	25-17-1	51
44 Jan. 14	vs. NYR	5-8 W	25-18-1	51
45 Jan. 16	at VAN	5-9 L	25-19-1	51
46 Jan. 17	vs. VAN	3-1 W	25-20-1	51
47 Jan. 20	at NYI	3-4 L	26-20-1	53
48 Jan. 22	at NJD	5-7 L	26-21-1	53
49 Jan. 24	at BOS	3-5 L	26-22-1	53
50 Jan. 26	at TOR	6-5 W(OT)	27-22-1	55
51 Jan. 29	vs. MNS	3-3 T	27-22-2	56
52 Jan. 31	vs. NJD	5-3 W	28-22-2	58
53 Feb. 3	vs. VAN	2-4 L	28-23-2	58
54 Feb. 5	vs. STL	1-2 L	28-24-2	58
55 Feb. 7	vs. NYI	4-1 W	29-24-2	60
56 Feb. 8	at VAN	3-2 W	30-24-2	62
57 Feb. 14	at MNS	3-2 W	31-24-2	64
58 Feb. 16	at PHI	5-0 W	32-24-2	66
59 Feb. 17	at PIT	3-1 W	33-24-2	68
60 Feb. 20	vs. TOR	7-2 W	34-24-2	70
61 Feb. 22	vs. WSH	2-5 L	34-25-2	70
62 Feb. 24	vs. VAN	2-0 W	35-25-2	72
63 Feb. 26	vs. PHI	4-3 W	36-25-2	74
64 Feb. 28	at WPG	5-3 W	37-25-2	76
65 Mar. 1	at WPG	3-6 L	37-26-2	76
66 Mar. 3	vs. MTL	2-4 L	37-27-2	76
67 Mar. 5	vs. LAK	7-2 W	38-27-2	78
68 Mar. 8	at NYR	7-4 W	39-27-2	80
69 Mar. 10	at WSH	6-3 W	40-27-2	82
70 Mar. 11	at HFD	6-1 W		

1985-86

DATE	OPP.	RESULT	RECORD	PTS
1 Oct. 11	vs. WPG	8-3 W	1-0-0	2
2 Oct. 13	at LAK	9-2 W	2-0-0	4
3 Oct. 16	vs. STL	1-2 L	2-1-0	4
4 Oct. 19	vs. BOS	3-6 L	2-2-0	4
5 Oct. 20	at WPG	5-8 L	2-3-0	4
6 Oct. 23	vs. WSH	4-2 W	3-3-0	6
7 Oct. 25	at EDM	3-5 L	3-4-0	6
8 Oct. 26	vs. DET	7-4 W	4-4-0	8
9 Oct. 28	vs. EDM	4-6 L	4-5-0	8
10 Oct. 30	vs. BUF	4-2 W	5-5-0	10
11 Nov. 2	vs. TOR	4-2 W	6-5-0	12
12 Nov. 5	at NYI	4-4 T	6-5-1	13
13 Nov. 6	at NJD	5-2 W	7-5-1	15
14 Nov. 9	at WSH	5-4 W	8-5-1	17
15 Nov. 10	at BUF	1-5 L	8-6-1	17
16 Nov. 13	vs. WPG	3-3 T	8-6-2	18
17 Nov. 16	vs. NJD	7-2 W	9-6-2	20
18 Nov. 17	at WPG	5-4 W	10-6-2	22
19 Nov. 19	vs. MNS	3-3 T	10-6-3	23
20 Nov. 23	at MTL	3-4 L	10-7-3	23
21 Nov. 26	at QUE	3-1 W	11-7-3	25
22 Nov. 27	at NYR	5-2 W	12-7-3	27
23 Nov. 30	vs. NYI	4-3 W	13-7-3	29
24 Dec. 1	at EDM	3-5 L	13-8-3	29
25 Dec. 4	vs. HFD	8-5 W	14-8-3	31
26 Dec. 6	vs. CHI	5-2 W	15-8-3	33
27 Dec. 10	vs. LAK	6-5 W	16-8-3	35
28 Dec. 12	vs. LAK	5-0 W	17-8-3	37
29 Dec. 14	at VAN	3-4 L	17-9-3	37
30 Dec. 17	at PIT	3-4 L	17-10-3	37
31 Dec. 18	at HFD	3-4 L	17-11-3	37
32 Dec. 20	at STL	2-5 L	17-12-3	37
33 Dec. 22	at CHI	4-5 L(OT)	17-13-3	37
34 Dec. 28	vs. PHI	5-6 L	17-14-3	37
35 Dec. 31	at MNS	3-6 L	17-15-3	37
36 Jan. 2	vs. EDM	3-4 L	17-16-3	37
37 Jan. 4	vs. MTL	5-6 L	17-17-3	37
38 Jan. 5	at EDM	3-6 L	17-18-3	37
39 Jan. 7	vs. HFD	1-9 L	17-19-3	37
40 Jan. 9	vs. VAN	5-4 W(OT)	18-19-3	39
41 Jan. 12	at PHI	0-3 L	18-20-3	39
42 Jan. 14	at WSH	4-3 W	19-20-3	41
43 Jan. 16	at BOS	2-3 L	19-21-3	41
44 Jan. 18	at DET	7-4 W	20-21-3	43
45 Jan. 19	at TOR	9-5 W	21-21-3	45
46 Jan. 22	vs. NJD	6-6 T	21-21-4	46
47 Jan. 25	vs. PIT	5-2 W	22-21-4	48
48 Jan. 27	vs. LAK	6-3 W	23-21-4	50
49 Jan. 29	at VAN	4-4 T	23-21-5	51
50 Jan. 31	at EDM	4-7 L	23-22-5	51
51 Feb. 1	vs. EDM	4-4 T	23-22-6	52
52 Feb. 6	vs. LAK	7-2 W	24-22-6	54
53 Feb. 9	at LAK	7-3 W	25-22-6	56
54 Feb. 12	vs. WPG	4-2 W	26-22-6	58
55 Feb. 14	vs. BUF	3-3 T	26-22-7	59
56 Feb. 16	vs. QUE	3-6 L	26-23-7	59
57 Feb. 18	vs. BOS	7-4 W	27-23-7	61
58 Feb. 20	vs. TOR	6-7 L(OT)	27-24-7	61
59 Feb. 21	at VAN	4-0 W	28-24-7	63
60 Feb. 23	at CHI	2-6 L	28-25-7	63
61 Feb. 25	at STL	4-1 W	29-25-7	65
62 Feb. 27	vs. PHI	7-4 W	30-25-7	67
63 Mar. 1	vs. VAN	3-2 W	31-25-7	69
64 Mar. 2	at LAK	5-1 W	32-25-7	71
65 Mar. 4	vs. PIT	6-3 W	33-25-7	73
66 Mar. 6	vs. NYR	2-5 L	33-26-7	73
67 Mar. 9	at DET	3-3 T	33-26-8	74
68 Mar. 11	at NYI	4-8 L	33-27-8	74
69 Mar. 12	at NYR	3-2 W	34-27-8	76
70 Mar. 14	at QUE	2-6 L	34-28-8	76
71 Mar. 15	at MTL	5-3 W	35-28-8	78
72 Mar. 19	vs. MNS	5-6 L	35-29-8	78
73 Mar. 21	vs. VAN	5-5 T	35-29-9	79
74 Mar. 23	at WPG	7-4 W	36-29-9	81
75 Mar. 26	at LAK	3-7 L	36-30-9	81
76 Mar. 28	vs. WPG	6-3 W	37-30-9	83
77 Mar. 30	at VAN	2-4 L	37-31-9	83
78 Apr. 1	vs. VAN	6-5 W	38-31-9	85
79 Apr. 4	vs. EDM	9-3 W	39-31-9	87
80 Apr. 6	at WPG	6-4 W	40-31-9	89

1984-85

DATE	OPP.	RESULT	RECORD	PTS
1 Oct. 11	vs. STL	2-4 L	0-1-0	0
2 Oct. 13	vs. QUE	7-2 W	1-1-0	2
3 Oct. 14	at VAN	7-5 W	2-1-0	4
4 Oct. 17	vs. WPG	7-4 W	3-1-0	6
5 Oct. 19	vs. BOS	8-2 W	4-1-0	8
6 Oct. 21	at EDM	4-6 L	4-2-0	8
7 Oct. 23	vs. HFD	9-4 W	5-2-0	10
8 Oct. 25	vs. WSH	5-3 W	6-2-0	12
9 Oct. 27	at TOR	5-3 W	7-2-0	14
10 Oct. 28	at BUF	2-6 L	7-3-0	14
11 Oct. 31	at WSH	3-4 L(OT)	7-4-0	14
12 Nov. 1	at DET	9-5 W	8-4-0	16
13 Nov. 4	at STL	2-5 L	8-5-0	16
14 Nov. 7	vs. CHI	3-5 L	8-6-0	16
15 Nov. 10	vs. MTL	3-3 T	8-6-1	17
16 Nov. 13	vs. DET	5-4 W(OT)	9-6-1	19
17 Nov. 15	vs. EDM	6-2 W	10-6-1	21
18 Nov. 16	at WPG	6-2 W	11-6-1	23
19 Nov. 19	at LAK	4-5 L	11-7-1	23
20 Nov. 21	vs. VAN	6-4 W	12-7-1	25
21 Nov. 23	vs. STL	1-3 L	12-8-1	25
22 Nov. 25	at VAN	4-2 W	13-8-1	27
23 Nov. 28	vs. NYI	5-2 W	14-8-1	29
24 Dec. 1	at MNS	8-4 W	15-8-1	31
25 Dec. 2	at WPG	1-5 L	15-9-1	31
26 Dec. 5	at NYR	4-4 T	15-9-2	32
27 Dec. 7	at NJD	3-3 T	15-9-3	33
28 Dec. 8	at PIT	4-6 L	15-10-3	33
29 Dec. 12	vs. WPG	9-2 W	16-10-3	35
30 Dec. 15	at LAK	5-6 L	16-11-3	35
31 Dec. 18	vs. LAK	3-6 L	16-12-3	35
32 Dec. 20	vs. VAN	9-1 W	17-12-3	37
33 Dec. 22	at EDM	1-7 L	17-13-3	37
34 Dec. 23	at VAN	5-4 W	18-13-3	39
35 Dec. 26	vs. EDM	5-6 L	18-14-3	39
36 Dec. 28	vs. DET	3-4 L	18-15-3	39
37 Dec. 30	at CHI	5-2 W	19-15-3	41
38 Jan. 1	at WPG	5-3 W	20-15-3	43
39 Jan. 3	vs. PHI	4-3 W	21-15-3	45
40 Jan. 5	vs. MNS	4-4 T	21-15-4	46
41 Jan. 9	vs. LAK	4-4 T	21-15-5	47
42 Jan. 11	at QUE	0-4 L	21-16-5	47
43 Jan. 13	at PHI	1-7 L	21-17-5	47
44 Jan. 15	at HFD	5-2 W	22-17-5	49
45 Jan. 17	at BOS	4-3 W	23-17-5	51
46 Jan. 21	at VAN	3-3 T	23-17-6	52
47 Jan. 23	vs. NJD	6-3 W	24-17-6	54
48 Jan. 25	vs. PIT	6-6 T	24-17-7	55
49 Jan. 26	vs. VAN	6-2 W	25-17-7	57
50 Jan. 28	at EDM	3-4 L	25-18-7	57
51 Jan. 29	vs. EDM	2-4 L	25-19-7	57
52 Jan. 31	vs. NYR	7-2 W	26-19-7	59
53 Feb. 3	at BUF	1-6 L	26-20-7	59
54 Feb. 5	at MTL	4-2 W	27-20-7	61
55 Feb. 6	at HFD	7-4 W	28-20-7	63
56 Feb. 9	vs. BUF	1-6 L	28-21-7	63
57 Feb. 14	vs. WSH	3-4 L	28-22-7	63
58 Feb. 16	vs. WPG	8-4 W	29-22-7	65
59 Feb. 19	at NYI	4-8 L	29-23-7	65
60 Feb. 20	at PIT	3-6 L	29-24-7	65
61 Feb. 23	at NJD	5-1 W	30-24-7	67
62 Feb. 24	at PHI	1-4 L	30-25-7	67
63 Feb. 27	vs. NYI	3-1 W	31-25-7	69
64 Mar. 1	vs. MTL	6-4 W	32-25-7	71
65 Mar. 3	vs. LAK	7-0 W	33-25-7	73
66 Mar. 5	vs. EDM	3-5 L	33-26-7	73
67 Mar. 7	vs. NYR	11-5 W	34-26-7	75
68 Mar. 9	vs. QUE	2-2 T	34-26-8	76
69 Mar. 13	at TOR	5-3 W	35-26-8	78
70 Mar. 16	at BOS	5-3 W	36-26-8	80
71 Mar. 18	at MNS	4-4 T	36-26-9	81
72 Mar. 20	vs. TOR	7-4 W	37-26-9	83
73 Mar. 22	vs. CHI	1-3 L	37-27-9	83
74 Mar. 23	at LAK	4-3 W	38-27-9	85
75 Mar. 27	at LAK	4-2 W	39-27-9	87
76 Mar. 29	vs. LAK	3-0 W	40-27-9	89
77 Mar. 31	at WPG	4-4 T	40-27-10	90
78 Apr. 3	vs. VAN	5-3 W	41-27-10	92
79 Apr. 5	vs. EDM	5-5 T	41-27-11	93
80 Apr. 7	vs. WPG	4-4 T	41-27-12	94

1983-84

DATE	OPP.	RESULT	RECORD	PTS
1 Oct. 5	at VAN	5-3 W	1-0-0	2
2 Oct. 9	at WPG	1-1 T	1-0-1	3
3 Oct. 12	at MNS	5-7 L	1-1-1	3
4 Oct. 15	vs. EDM	3-4 L	1-2-1	3
5 Oct. 16	at EDM	1-5 L	1-3-1	3
6 Oct. 18	at NYI	4-3 W	2-3-1	5
7 Oct. 19	at NYR	1-3 L	2-4-1	5
8 Oct. 22	at DET	1-4 L	2-5-1	5
9 Oct. 23	at CHI	4-7 L	2-6-1	5
10 Oct. 26	vs. STL	5-4 W	3-6-1	7
11 Oct. 28	vs. WPG	7-1 W	4-6-1	9
12 Oct. 30	vs. VAN	4-3 W(OT)	5-6-1	11
13 Nov. 3	vs. PIT	3-3 T	5-6-2	12
14 Nov. 5	vs. TOR	5-3 W	6-2-2	14
15 Nov. 8	at PIT	4-4 T	6-6-2	15
16 Nov. 9	at NYR	3-4 L	6-7-2	15
17 Nov. 12	at NJD	4-3 W(OT)	7-7-2	17
18 Nov. 13	at NJD	2-1 L	7-8-2	17
19 Nov. 17	vs. BUF	5-4 W	8-8-2	19
20 Nov. 19	vs. LAK	2-5 L	8-9-2	19
21 Nov. 21	vs. BUF	7-4 W	9-9-2	21
22 Nov. 24	vs. WPG	4-4 T	9-9-2	22
23 Nov. 26	at LAK	4-1 W	10-9-2	24
24 Nov. 29	vs. PHI	5-8 L	10-10-2	24
25 Dec. 1	vs. NYI	6-2 W	11-10-2	26
26 Dec. 3	at MTL	2-4 L	11-11-2	26
27 Dec. 6	at QUE	1-8 L	11-12-2	26
28 Dec. 8	at WSH	3-4 L	11-13-2	26
29 Dec. 10	at TOR	3-3 T	11-13-2	27
30 Dec. 14	vs. QUE	4-2 W	12-13-2	29
31 Dec. 16	at VAN	3-5 L	12-14-2	29
32 Dec. 19	vs. WPG	7-6 W	13-14-2	31
33 Dec. 21	at MTL	4-7 L	13-15-2	31
34 Dec. 23	at EDM	5-5 T	13-16-2	32
35 Dec. 26	vs. EDM	3-6 L	13-16-2	32
36 Dec. 28	vs. BOS	3-5 L	13-17-2	32
37 Dec. 30	vs. VAN	5-1 W	14-17-2	34
38 Jan. 1	at WPG	3-3 T	14-17-3	35
39 Jan. 3	vs. EDM	6-9 L	14-18-3	35
40 Jan. 5	vs. MNS	5-4 W	15-18-3	37
41 Jan. 7	at LAK	1-7 L	15-19-3	37
42 Jan. 11	vs. HFD	9-5 W	16-19-3	39
43 Jan. 13	vs. WPG	3-3 T	16-19-4	40
44 Jan. 15	vs. WSH	3-2 W	17-19-4	42
45 Jan. 17	at STL	2-2 T	17-19-4	42
46 Jan. 18	at DET	4-2 W	18-19-4	45
47 Jan. 21	at MTL	3-2 W	19-19-4	47
48 Jan. 25	vs. NJD	2-2 T	19-19-4	48
49 Jan. 27	vs. LAK	2-2 T	19-19-5	49
50 Feb. 2	vs. NYR	8-1 W	20-19-5	51
51 Feb. 3	at EDM	5-10 L	20-20-5	51
52 Feb. 5	vs. VAN	4-2 W	21-20-5	53
53 Feb. 7	at STL	2-1 W	22-20-5	55
54 Feb. 8	at WSH	1-6 L	22-21-5	55
55 Feb. 11	at HFD	6-3 W	23-21-5	57
56 Feb. 12	at CHI	6-4 W	24-21-5	59
57 Feb. 16	vs. PIT	10-3 W	25-21-5	61
58 Feb. 18	vs. BOS	5-5 T	25-21-6	62
59 Feb. 19	at VAN	2-5 L	25-22-6	62
60 Feb. 21	vs. TOR	2-2 T	25-22-6	63
61 Feb. 23	vs. VAN	3-2 W(OT)	26-22-6	65
62 Feb. 24	at EDM	3-5 L	26-23-6	65
63 Feb. 26	at LAK	5-2 W	27-23-6	67
64 Feb. 28	vs. LAK	9-1 W	28-23-6	69
65 Mar. 1	vs. PHI	5-1 W	29-23-6	71
66 Mar. 3	at MTL	1-3 L	29-24-6	71
67 Mar. 6	at QUE	3-4 L	29-25-6	71
68 Mar. 8	at BOS	2-3 L	29-26-6	71
69 Mar. 10	at NYI	5-4 W(OT)	30-26-6	73
70 Mar. 11	at PHI	2-3 L	30-27-6	73

1982-83

DATE	OPP.	RESULT	RECORD	PTS
1 Oct. 5	at EDM	5-7 L	0-1-0	0
2 Oct. 7	vs. NYI	4-5 L	0-2-0	0
3 Oct. 9	at LAK	1-3 L	0-3-0	0
4 Oct. 12	vs. EDM	9-4 W	1-3-0	2
5 Oct. 14	vs. DET	6-4 W	2-3-0	4
6 Oct. 16	at MNS	4-8 L	2-4-0	4
7 Oct. 17	at WPG	5-5 T	2-4-1	5
8 Oct. 19	vs. BOS	1-3 L	2-5-1	5
9 Oct. 21	vs. HFD	10-3 W	3-5-1	7
10 Oct. 23	at TOR	5-5 T	3-5-2	8
11 Oct. 26	at NYI	2-7 L	3-6-2	8
12 Oct. 27	at NYR	4-7 L	3-7-2	8
13 Oct. 30	at PIT	4-1 W	4-7-2	10
14 Nov. 1	at NJD	6-3 W	5-7-2	12
15 Nov. 4	vs. WPG	7-5 W	6-7-2	14
16 Nov. 6	vs. NYR	2-2 T	6-7-3	15
17 Nov. 7	at WPG	2-5 L	6-8-3	15
18 Nov. 9	vs. LAK	5-4 W	7-8-3	17
19 Nov. 13	at PIT	3-1 W	8-8-3	19
20 Nov. 16	at WSH	3-5 L	8-9-3	19
21 Nov. 18	at PHI	2-3 L	8-10-3	19
22 Nov. 20	at HFD	4-4 T	8-10-4	20
23 Nov. 21	at BOS	1-2 L	8-11-4	20
24 Nov. 23	vs. WSH	6-3 W	9-11-4	22
25 Nov. 25	vs. QUE	2-3 L	9-12-4	22
26 Nov. 27	vs. NJD	3-4 L	9-13-4	22
27 Nov. 29	at MNS	3-3 T	9-13-5	23
28 Dec. 1	at LAK	1-4 L	9-14-5	23
29 Dec. 3	at VAN	5-4 W	10-15-4	25
30 Dec. 4	at EDM	5-7 L	10-15-5	25
31 Dec. 7	vs. LAK	4-4 T	10-15-6	26
32 Dec. 9	vs. STL	2-7 L	10-16-6	26
33 Dec. 10	at WPG	6-4 W	11-16-6	28
34 Dec. 12	at DET	3-7 L	11-17-6	28
35 Dec. 16	vs. VAN	2-3 L	11-18-6	28
36 Dec. 18	vs. MTL	4-5 L	11-19-6	28
37 Dec. 21	vs. MNS	6-4 W	12-19-6	30
38 Dec. 23	at VAN	6-3 W	13-19-6	32
39 Dec. 26	vs. EDM	4-4 T	13-19-7	33
40 Dec. 28	vs. CHI	3-2 W	14-19-7	35
41 Dec. 30	vs. PHI	3-6 L	14-20-7	35
42 Jan. 4	vs. EDM	3-6 L	14-21-7	35
43 Jan. 6	vs. WPG	5-1 W	15-21-7	37
44 Jan. 8	vs. DET	5-2 W	16-21-7	39
45 Jan. 12	at VAN	6-4 W	17-21-7	41
46 Jan. 13	vs. VAN	5-2 W	18-21-7	43
47 Jan. 15	at QUE	2-7 L	18-22-7	43
48 Jan. 18	at MTL	2-7 L	18-23-7	43
49 Jan. 20	at PHI	2-5 L	18-24-7	43
50 Jan. 22	at STL	7-6 W	19-24-7	45
51 Jan. 25	at LAK	8-6 W	20-24-7	47
52 Jan. 27	vs. TOR	3-1 W	21-24-7	49
53 Jan. 29	at EDM	4-5 L	21-25-7	49
54 Feb. 1	vs. NYI	2-2 T	21-26-8	50
55 Feb. 3	vs. MTL	7-3 W	22-26-8	52
56 Feb. 5	vs. PIT	7-4 W	23-26-8	54
57 Feb. 10	vs. QUE	3-3 T	23-26-9	55
58 Feb. 12	vs. BUF	4-2 W	24-26-9	57
59 Feb. 16	at CHI	3-5 L	24-26-9	57
60 Feb. 18	at BUF	1-5 L	24-27-9	57
61 Feb. 19	at TOR	3-5 L	24-28-9	57
62 Feb. 22	vs. EDM	4-1 W	25-28-9	59
63 Feb. 24	vs. WSH	2-4 L	25-29-9	59
64 Feb. 26	vs. STL	7-2 W	26-29-9	61
65 Feb. 27	at VAN	2-6 L	26-30-9	61
66 Mar. 1	vs. VAN	8-1 W	27-30-9	63
67 Mar. 5	vs. LAK	4-4 T	27-30-10	64
68 Mar. 8	at LAK	4-6 L	27-31-10	64
69 Mar. 10	vs. WPG	6-3 W	28-31-10	66
70 Mar. 12	vs. NYR	1-4 L	28-32-10	66
71 Mar. 14	at NJD	7-0 W	29-32-10	68
72 Mar. 16	at BUF	3-5 L	29-33-10	68
73 Mar. 19	at BOS	2-2 T	29-33-11	69
74 Mar. 20	at HFD	2-2 T	29-33-12	70
75 Mar. 24	vs. CHI	6-5 W	30-33-12	72
76 Mar. 26	vs. WPG	2-5 L	30-34-12	72
77 Mar. 27	at WPG	4-3 W	31-34-12	74
78 Mar. 29	vs. LAK	5-3 W	32-34-12	76
79 Mar. 31	vs. VAN	4-4 T	32-34-13	77
80 Apr. 3	at EDM	3-3 T	32-34-14	78

1981-82

DATE	OPP.	RESULT	RECORD	PTS
1 Oct. 8	vs. VAN	1-1 T	0-0-1	1
2 Oct. 10	at STL	6-4 W	1-0-1	3
3 Oct. 11	at CHI	0-3 L	1-1-1	3
4 Oct. 13	at LAK	3-4 L	1-2-1	3
5 Oct. 15	vs. WPG	4-5 L	1-3-1	3
6 Oct. 16	at EDM	4-8 L	1-4-1	3
7 Oct. 20	vs. EDM	4-5 L	1-5-1	3
8 Oct. 22	vs. PIT	3-3 T	1-5-2	4
9 Oct. 24	vs. HFD	7-3 W	2-5-2	6
10 Oct. 28	at MNS	1-6 L	2-6-2	6
11 Oct. 29	at DET	4-12 L	2-7-2	6
12 Nov. 1	at NYR	2-4 L	2-8-2	6
13 Nov. 3	at NYI	2-2 T	2-8-3	7
14 Nov. 4	at BUF	3-3 T	2-8-4	8
15 Nov. 7	at STL	2-4 L	2-9-4	8
16 Nov. 8	at CHI	4-10 L	2-10-4	8
17 Nov. 10	vs. STL	0-7 L	2-11-4	8
18 Nov. 12	vs. QUE	3-2 W	3-11-4	10
19 Nov. 15	vs. VAN	4-7 L	3-12-4	10
20 Nov. 17	vs. WPG	6-4 W	4-12-4	12
21 Nov. 19	vs. LAK	6-3 W	5-12-4	14
22 Nov. 21	vs. DET	4-4 T	5-12-5	15
23 Nov. 24	vs. CR	9-2 W	6-12-5	17
24 Nov. 26	vs. LAK	7-1 W	7-12-5	19
25 Nov. 28	vs. CHI	4-7 T	7-12-6	20
26 Dec. 2	at WSH	3-9 L	7-13-6	20
27 Dec. 3	at PHI	1-6 L	7-14-6	20
28 Dec. 5	at MTL	7-4 W	8-14-6	22
29 Dec. 8	at QUE	7-4 W	9-14-6	24
30 Dec. 12	vs. NYI	3-3 T	9-14-7	25
31 Dec. 13	at VAN	7-6 W	10-14-7	27
32 Dec. 17	vs. EDM	4-5 L	10-15-7	27
33 Dec. 19	vs. CR	5-2 W	11-15-7	29
34 Dec. 20	at EDM	7-5 W	12-15-7	31
35 Dec. 23	vs. MNS	4-4 T	12-15-8	32
36 Dec. 26	at CR	3-6 L	12-16-8	32
37 Dec. 28	vs. PHI	4-7 L	12-17-8	32
38 Dec. 30	vs. BOS	2-4 L	12-18-8	32
39 Jan. 2	at LAK	5-5 T	12-18-9	33
40 Jan. 5	vs. CR	5-4 W	13-18-9	35
41 Jan. 7	vs. TOR	4-4 T	13-18-10	36
42 Jan. 9	at EDM	2-7 L	13-19-10	36
43 Jan. 10	vs. EDM	5-1 W	14-19-10	38
44 Jan. 13	at VAN	1-5 L	14-20-10	38
45 Jan. 14	vs. LAK	5-2 W	15-20-10	40
46 Jan. 16	vs. PIT	4-0 W	16-20-10	42
47 Jan. 17	at CR	5-3 W	17-20-10	44
48 Jan. 20	at TOR	4-4 T	17-20-11	45
49 Jan. 21	at DET	7-4 W	18-20-11	47
50 Jan. 23	at MTL	2-6 L	18-21-11	47
51 Jan. 25	at BOS	3-3 T	18-21-12	48
52 Jan. 27	at HFD	1-3 L	18-22-12	48
53 Jan. 30	vs. BUF	3-2 W	19-22-12	50
54 Feb. 2	vs. MTL	3-5 L	19-23-12	50
55 Feb. 4	vs. NYR	4-4 T	19-23-13	51
56 Feb. 5	at WPG	4-6 L	19-24-13	51
57 Feb. 7	vs. TOR	8-2 W	20-24-13	53
58 Feb. 11	vs. WSH	3-5 L	20-25-13	53
59 Feb. 13	vs. BOS	6-3 W	21-25-13	55
60 Feb. 16	vs. HFD	7-2 W	22-25-13	57
61 Feb. 18	vs. MNS	2-2 T	22-25-14	58
62 Feb. 20	at LAK	2-6 L	22-26-14	58
63 Feb. 23	at VAN	2-2 T	22-26-15	59
64 Feb. 25	vs. VAN	11-4 W	23-26-15	61
65 Feb. 27	vs. PHI	8-9 L	23-27-15	61
66 Mar. 2	at NYI	3-6 L	23-28-15	61
67 Mar. 3	at NYR	2-4 L	23-29-15	61
68 Mar. 5	at WSH	6-8 L	23-30-15	61
69 Mar. 7	at PIT	4-4 T	23-30-16	62
70 Mar. 9	at QUE	9-4 W	24-30-16	64
71 Mar. 11	vs. VAN	6-3 W	25-30-16	66
72 Mar. 13	vs. BUF	4-1 W	26-30-16	68
73 Mar. 17	at LAK	4-9 L	26-31-16	68
74 Mar. 19	at EDM	3-3 T	26-31-17	69
75 Mar. 20	at CR	4-2 W	27-31-17	71
76 Mar. 25	vs. EDM	2-7 L	27-32-17	71
77 Mar. 27	at VAN	2-7 L	27-33-17	71
78 Mar. 30	vs. LAK	7-5 W	28-33-17	73
79 Apr. 1	vs. CR	11-0 W	29-33-17	75
80 Apr. 3	at CR	1-3 L	29-34-17	75

1980-81

DATE	OPP.	RESULT	RECORD	PTS
1 Oct. 9	vs. QUE	5-5 T	0-0-1	1
2 Oct. 11	at CR	3-6 L	0-1-1	1
3 Oct. 12	at CHI	2-3 T	0-1-2	2
4 Oct. 14	vs. LAK	4-2 W	1-1-2	4
5 Oct. 16	vs. BOS	2-1 W	2-1-2	6
6 Oct. 18	vs. MNS	6-2 W	3-1-2	8
7 Oct. 22	at EDM	3-5 L	3-2-2	8
8 Oct. 23	vs. TOR	4-5 L	3-3-2	8
9 Oct. 25	at PIT	8-2 W	4-3-2	10
10 Oct. 28	at PHI	0-8 L	4-4-2	10
11 Oct. 30	at BOS	3-1 W	5-4-2	12
12 Nov. 1	at STL	3-2 W	6-4-2	14
13 Nov. 2	at MNS	3-8 L	6-5-2	14
14 Nov. 5	at WPG	5-5 T	6-5-3	15
15 Nov. 8	vs. STL	4-2 W	7-5-3	17
16 Nov. 11	vs. NYI	7-3 W	8-5-3	19
17 Nov. 13	vs. CHI	4-4 T	8-5-4	20
18 Nov. 16	at CR	3-4 L	8-6-4	20
19 Nov. 20	at WSH	2-4 L	8-7-4	20
20 Nov. 22	at QUE	3-3 T	8-7-5	21
21 Nov. 25	at MTL	5-4 W	9-7-5	23
22 Nov. 27	at BUF	3-6 L	9-8-5	23
23 Nov. 29	at STL	3-9 L	9-9-5	23
24 Nov. 30	at WPG	4-1 W	10-9-5	25
25 Dec. 4	vs. WPG	3-1 W	11-10-5	27
26 Dec. 6	vs. HFD	3-5 L	11-10-5	27
27 Dec. 8	at LAK	4-2 W	12-10-5	29
28 Dec. 11	vs. BUF	8-4 W	13-10-5	31
29 Dec. 13	vs. NYI	4-4 T	13-10-6	32
30 Dec. 18	vs. MTL	0-4 L	13-11-6	32
31 Dec. 20	vs. PIT	3-3 T	13-11-7	33
32 Dec. 22	at NYR	3-2 W	14-11-7	35
33 Dec. 23	at NYI	2-2 T	14-11-8	36
34 Dec. 26	at CR	2-5 L	14-12-8	36
35 Dec. 27	vs. PHI	2-1 W	15-12-8	38
36 Dec. 30	vs. EDM	5-3 W	16-12-8	40
37 Jan. 2	vs. LAK	7-6 W	17-12-8	42
38 Jan. 4	vs. TOR	8-5 W	18-12-8	44
39 Jan. 5	at LAK	2-5 L	18-13-8	44
40 Jan. 8	vs. WSH	6-0 W	19-13-8	46
41 Jan. 10	at DET	1-4 L	19-14-8	46
42 Jan. 11	at CHI	1-2 L	19-15-8	46
43 Jan. 13	vs. NYR	4-4 T	19-15-9	47
44 Jan. 15	vs. DET	10-0 W	20-15-9	49
45 Jan. 17	vs. WPG	4-2 W	21-15-9	51
46 Jan. 19	at NYR	3-6 L	21-16-9	51
47 Jan. 20	at NYI	0-5 L	21-17-9	51
48 Jan. 23	at HFD	4-2 W	22-17-9	53
49 Jan. 24	at PIT	3-4 L	22-18-9	53
50 Jan. 26	at MNS	2-3 L	22-19-9	53
51 Jan. 29	vs. MTL	4-4 T	22-19-10	54
52 Jan. 31	vs. CHI	3-3 T	22-19-11	55
53 Feb. 1	at VAN	2-6 L	22-20-11	55
54 Feb. 5	vs. WSH	5-2 W	23-20-11	57
55 Feb. 7	vs. PIT	5-4 W	24-20-11	59
56 Feb. 8	at EDM	10-4 W	25-20-11	61
57 Feb. 12	vs. QUE	5-3 W	26-20-11	63
58 Feb. 14	vs. BUF	4-4 T	26-20-12	64
59 Feb. 17	vs. STL	2-5 L	26-21-12	64
60 Feb. 19	vs. PHI	5-4 W	27-21-12	66
61 Feb. 21	vs. BOS	7-2 W	28-21-12	68
62 Feb. 22	at VAN	5-3 W	29-21-12	70
63 Feb. 25	vs. NYI	11-4 W	30-21-12	72
64 Feb. 27	vs. HFD	5-1 W	31-21-12	74
65 Mar. 3	at WSH	6-3 W	32-21-12	76
66 Mar. 4	at BUF	0-4 L	32-22-12	76
67 Mar. 7	at TOR	6-4 W	33-22-12	78
68 Mar. 8	at HFD	5-4 W	34-22-12	80
69 Mar. 10	vs. VAN	11-2 W	35-22	

1979-80

DATE	OPP.	RESULT	RECORD	PTS
1 Oct. 10	at QUE	5-3 W	1-0-0	2
2 Oct. 11	at MTL	1-3 L	1-1-0	2
3 Oct. 13	vs. PHI	9-2 W	2-1-0	4
4 Oct. 16	at NYI	1-5 L	2-2-0	4
5 Oct. 18	at PHI	2-6 L	2-3-0	4
6 Oct. 20	vs. CHI	2-2 T	2-3-1	5
7 Oct. 23	vs. MTL	3-5 L	2-4-1	5
8 Oct. 26	vs. EDM	7-3 W	3-4-1	7
9 Oct. 27	at STL	3-0 W	4-4-1	9
10 Oct. 30	vs. CR	3-1 W	5-4-1	11
11 Nov. 10	vs. QUE	4-4 T	5-4-2	12
12 Nov. 3	at PIT	3-3 T	5-4-3	13
13 Nov. 6	vs. WPG	8-0 W	6-4-3	15
14 Nov. 9	vs. NYI	5-2 W	7-4-3	17
15 Nov. 11	at BOS	3-6 L	7-5-3	17
16 Nov. 13	vs. VAN	3-5 L	7-6-3	17
17 Nov. 15	at BUF	1-5 L	7-7-3	17
18 Nov. 16	vs. NYR	4-2 W	8-7-3	19
19 Nov. 18	at WSH	4-2 W	9-7-3	21
20 Nov. 21	vs. DET	4-1 W	10-7-3	23
21 Nov. 23	vs. PIT	4-1 W	11-7-3	25
22 Nov. 25	at HFD	2-4 L	11-8-3	25
23 Nov. 27	vs. TOR	3-5 L	11-9-3	25
24 Dec. 4	vs. LAK	2-6 L	11-10-3	25
25 Dec. 5	at BUF	1-6 L	11-11-3	25
26 Dec. 8	at MNS	1-4 L	11-12-3	25
27 Dec. 9	at WPG	5-4 W	12-12-3	27
28 Dec. 12	at EDM	5-5 T	12-12-4	28
29 Dec. 14	vs. MNS	3-2 W	13-12-4	30
30 Dec. 15	at TOR	1-8 L	13-13-4	30
31 Dec. 21	vs. STL	1-5 L	13-14-4	30
32 Dec. 22	at STL	7-3 W	14-14-4	32
33 Dec. 26	vs. BOS	3-5 L	14-15-4	32
34 Dec. 28	vs. PIT	2-4 L	14-16-4	32
35 Dec. 29	at PIT	2-3 L	14-17-4	32
36 Jan. 4	vs. DET	3-6 L	14-18-4	32
37 Oct. 6	at NYR	5-2 W	14-18-5	33
38 Jan. 08	vs. WPG	2-0 W	15-18-5	35
39 Jan. 11	vs. QUE	4-3 W	16-18-5	37
40 Jan. 12	at BOS	3-5 L	16-19-5	37
41 Jan. 14	at MTL	2-3 L	16-20-5	37
42 Jan. 16	at VAN	5-3 W	17-20-5	39
43 Jan. 17	at CR	4-1 W	18-20-5	41
44 Jan. 19	at LAK	4-2 W	19-20-5	43
45 Jan. 21	vs. BUF	3-3 T	19-20-6	44
46 Jan. 22	vs. TOR	2-4 L	19-21-6	44
47 Jan. 25	vs. CHI	4-4 T	19-21-7	45
48 Jan. 26	at DET	4-3 W	20-21-7	47
49 Jan. 28	at HFD	1-6 L	20-22-7	47
50 Jan. 30	at QUE	4-1 W	21-22-7	49
51 Feb. 1	vs. WSH	4-2 W	22-22-7	51
52 Feb. 2	vs. HFD	5-3 W	23-22-7	53
53 Feb. 8	at EDM	4-2 W	24-22-7	55
54 Feb. 10	at CR	6-1 W	25-22-7	57
55 Feb. 13	at DET	2-2 T	25-22-8	58
56 Feb. 16	at MNS	2-2 T	25-22-9	59
57 Feb. 17	at CHI	2-3 L	25-23-9	59
58 Feb. 19	vs. MNS	4-4 T	25-23-10	60
59 Feb. 21	vs. WSH	3-0 W	26-23-10	62
60 Feb. 23	vs. HFD	5-6 L	26-24-10	62
61 Feb. 26	vs. MTL	3-3 T	26-24-11	63
62 Mar. 1	vs. CR	4-1 W	27-24-11	65
63 Mar. 5	at LAK	3-1 W	28-24-11	67
64 Mar. 7	at VAN	9-3 W	29-24-11	69
65 Mar. 9	at WPG	5-2 W	30-24-11	71
66 Mar. 10	vs. VAN	2-5 L	30-25-11	71
67 Mar. 13	vs. LAK	2-2 T	30-25-12	72
68 Mar. 15	vs. PHI	4-3 W	31-25-12	74
69 Mar. 17	at HFD	5-1 W	32-25-12	76
70 Mar. 18	at NYI	3-6 L	32-26-12	76
71 Mar. 20	vs. STL	8-4 W	33-26-12	78
72 Mar. 22	vs. BOS	2-5 L	33-27-12	78
73 Mar. 23	at CHI	2-4 L	33-28-12	78
74 Mar. 25	vs. EDM	4-5 L	33-29-12	78
75 Mar. 28	vs. NYR	4-2 W	34-29-12	80
76 Mar. 30	at PHI	2-4 L	34-30-12	80
77 Apr. 1	vs. BUF	2-5 L	34-31-12	80
78 Apr. 2	at NYR	7-3 W	35-31-12	82
79 Apr. 4	vs. NYI	3-7 L	35-32-12	82
80 Apr. 5	at WSH	4-4 T	35-32-13	83

1978-79

DATE	OPP.	RESULT	RECORD	PTS
1 Oct. 11	at CHI	4-4 T	0-0-1	1
2 Oct. 13	vs. WSH	3-3 T	0-0-2	2
3 Oct. 14	at WSH	6-3 W	1-0-2	4
4 Oct. 17	vs. CR	8-2 W	2-0-2	6
5 Oct. 20	vs. MTL	7-5 W	3-0-2	8
6 Oct. 22	at PHI	5-2 W	4-0-2	10
7 Oct. 24	vs. LAK	7-2 W	5-0-2	12
8 Oct. 27	vs. NYI	8-5 W	6-0-2	14
9 Oct. 28	at PIT	4-2 W	7-0-2	16
10 Oct. 31	at STL	5-2 W	8-0-2	18
11 Nov. 1	vs. PHI	3-0 W	9-0-2	20
12 Nov. 3	vs. PIT	2-0 W	10-0-2	22
13 Nov. 4	at MTL	2-4 L	10-1-2	22
14 Nov. 7	vs. VAN	4-2 W	11-1-2	24
15 Nov. 10	vs. CHI	5-2 W	12-1-2	26
16 Nov. 11	at NYI	2-4 L	12-2-2	26
17 Nov. 14	at WSH	7-8 L	12-3-2	26
18 Nov. 15	vs. DET	5-3 W	13-3-2	28
19 Nov. 17	vs. BOS	2-6 L	13-4-2	28
20 Nov. 19	at NYR	3-1 W	14-4-2	30
21 Nov. 21	vs. TOR	3-4 L	14-5-2	30
22 Nov. 24	vs. STL	4-1 W	15-5-2	32
23 Nov. 26	at BOS	2-4 L	15-6-2	32
24 Nov. 29	vs. NYR	3-5 L	15-7-2	32
25 Dec. 1	vs. MNS	3-4 L	15-8-2	32
26 Dec. 2	at MNS	3-5 L	15-9-2	32
27 Dec. 5	at VAN	0-3 L	15-10-2	32
28 Dec. 8	at CR	4-3 W	16-10-2	34
29 Dec. 9	at LAK	1-5 L	16-11-2	34
30 Dec. 13	at DET	5-5 T	16-11-3	35
31 Dec. 14	vs. CR	5-3 W	17-11-3	37
32 Dec. 16	vs. PHI	7-2 W	18-11-3	39
33 Dec. 19	at STL	4-7 L	18-12-3	39
34 Dec. 21	at BUF	4-5 L	18-13-3	39
35 Dec. 22	vs. TOR	3-1 W	19-13-3	41
36 Dec. 26	vs. NYR	3-5 L	19-14-3	41
37 Dec. 28	vs. NYI	4-10 L	19-15-3	41
38 Dec. 30	at NYI	2-4 L	19-16-3	41
39 Jan. 6	at NYR	6-5 W	20-16-3	43
40 Jan. 3	at TOR	4-1 W	21-16-3	45
41 Jan. 5	vs. PIT	3-3 T	21-16-4	46
42 Jan. 9	vs. BUF	5-3 W	22-16-4	48
43 Jan. 12	vs. NYI	1-4 L	22-17-4	48
44 Jan. 14	vs. NYR	4-6 L	22-18-4	48
45 Jan. 16	vs. PHI	5-0 W	23-18-4	50
46 Jan. 19	vs. CHI	6-1 W	24-18-4	52
47 Jan. 20	at DET	4-3 W	25-18-4	54
48 Jan. 22	at BOS	1-3 L	25-19-4	54
49 Jan. 25	at MTL	0-6 L	25-20-4	54
50 Jan. 26	vs. TOR	4-2 W	26-20-4	56
51 Jan. 28	vs. DET	7-2 W	27-20-4	58
52 Jan. 31	at BUF	5-2 W	28-20-4	60
53 Feb. 1	vs. VAN	4-1 W	29-20-4	62
54 Feb. 3	vs. CHI	2-4 L	29-21-4	62
55 Feb. 4	at PHI	4-7 L	29-22-4	62
56 Feb. 14	at CHI	4-4 T	29-22-5	63
57 Feb. 17	at CR	5-1 W	30-22-5	65
58 Feb. 18	at STL	6-4 W	31-22-5	67
59 Feb. 20	vs. WSH	5-3 W	32-22-5	69
60 Feb. 23	vs. MNS	2-2 T	32-22-6	70
61 Feb. 24	at MNS	6-3 W	33-22-6	72
62 Feb. 28	at TOR	6-4 W	34-22-6	74
63 Mar. 2	vs. NYI	3-2 W	35-22-6	76
64 Mar. 3	at NYI	2-4 L	35-23-6	76
65 Mar. 8	vs. BOS	7-5 W	36-23-6	78
66 Mar. 10	vs. BUF	5-5 T	36-23-7	79
67 Mar. 11	at BUF	4-9 L	36-24-7	79
68 Mar. 14	at NYR	6-4 W	37-24-7	81
69 Mar. 15	at PHI	4-5 L	37-25-7	81
70 Mar. 18	at VAN	1-2 L	37-26-7	81
71 Mar. 20	at LAK	3-4 L	37-27-7	81
72 Mar. 23	vs. PHI	1-4 L	37-28-7	81
73 Mar. 25	vs. STL	8-2 W	38-28-7	83
74 Mar. 27	vs. MTL	4-6 L	38-29-7	83
75 Mar. 30	vs. LAK	5-3 W	39-29-7	85
76 Apr. 1	at PIT	7-2 W	40-29-7	87
77 Apr. 3	at NYI	2-3 L	40-30-7	87
78 Apr. 4	at NYR	3-3 T	40-30-8	88
79 Apr. 6	vs. NYI	9-2 W	41-30-8	90
80 Apr. 8	at PHI	2-4 L	41-31-8	90

1977-78

DATE	OPP.	RESULT	RECORD	PTS
1 Oct. 13	at BOS	2-2 T	0-0-1	1
2 Oct. 15	vs. STL	3-1 W	1-0-1	3
3 Oct. 19	vs. MNS	5-1 W	2-0-1	5
4 Oct. 21	vs. NYI	3-3 T	2-0-2	6
5 Oct. 22	at PIT	2-5 L	2-1-2	6
6 Oct. 25	at STL	2-2 T	2-1-3	7
7 Oct. 26	vs. WSH	2-6 L	2-2-3	7
8 Oct. 29	vs. NYR	4-3 W	3-2-3	9
9 Nov. 1	at NYI	0-9 L	3-3-3	9
10 Nov. 2	at MTL	2-2 T	3-3-4	10
11 Nov. 4	vs. PIT	5-2 W	4-3-4	12
12 Nov. 6	at CHI	3-3 T	4-3-5	13
13 Nov. 9	vs. TOR	0-4 L	4-4-5	13
14 Nov. 12	vs. BOS	3-6 L	4-5-5	13
15 Nov. 13	vs. STL	5-5 W	5-5-5	15
16 Nov. 16	vs. BUF	2-6 L	5-6-5	15
17 Nov. 18	vs. DET	5-3 W	6-6-5	17
18 Nov. 20	at PHI	4-4 L	6-7-5	17
19 Nov. 22	vs. MNS	4-2 W	7-7-5	19
20 Nov. 23	at WSH	2-2 T	7-7-6	20
21 Nov. 26	vs. LAK	4-4 T	7-7-7	21
22 Nov. 29	at MNS	3-4 L	7-8-7	21
23 Dec. 2	at VAN	2-3 L	7-9-7	21
24 Dec. 3	at LAK	1-4 L	7-10-7	21
25 Dec. 5	at MTL	2-2 T	7-10-8	22
26 Dec. 7	vs. VAN	2-2 T	7-10-9	23
27 Dec. 10	vs. WSH	5-1 W	8-10-9	25
28 Dec. 11	at PIT	5-1 W	9-10-9	27
29 Dec. 15	vs. CLE	3-6 L	9-11-9	27
30 Dec. 17	vs. PHI	3-4 L	9-12-9	27
31 Dec. 18	at CHI	0-3 L	9-13-9	27
32 Dec. 20	at VAN	2-2 T	9-13-10	28
33 Dec. 23	at CR	6-2 W	10-13-10	30
34 Dec. 27	vs. CHI	2-4 L	10-14-10	30
35 Dec. 29	vs. STL	5-4 W	11-14-10	32
36 Dec. 31	at TOR	3-0 W	12-14-10	34
37 Jan. 1	at BUF	2-2 T	12-14-11	35
38 Jan. 4	vs. MTL	1-4 L	12-15-11	35
39 Jan. 6	vs. PHI	5-3 W	13-15-11	37
40 Jan. 9	at TOR	5-2 W	14-15-11	39
41 Jan. 11	vs. CR	4-2 W	15-15-11	41
42 Jan. 14	vs. LAK	4-5 L	15-16-11	41
43 Jan. 16	at PHI	3-5 L	15-17-11	41
44 Jan. 18	vs. PIT	1-0 W	16-17-11	43
45 Jan. 20	vs. NYR	5-3 W	17-17-11	45
46 Jan. 22	at MNS	4-3 W	18-17-11	47
47 Jan. 26	vs. MTL	2-5 L	18-18-11	47
48 Jan. 28	vs. TOR	5-7 L	18-19-11	47
49 Jan. 29	at GLF	6-2 W	19-19-11	49
50 Jan. 31	vs. MNS	7-4 W	20-19-11	51
51 Feb. 1	vs. NYI	2-5 L	20-20-11	51
52 Feb. 4	vs. COL	2-2 T	20-20-12	52
53 Feb. 7	at VAN	4-2 W	21-20-12	54
54 Feb. 9	at LAK	4-2 W	22-20-12	56
55 Feb. 10	at CR	2-3 L	22-21-12	56
56 Feb. 12	at CHI	2-2 T	22-21-13	57
57 Feb. 15	at GLF	5-5 T	22-21-14	58
58 Feb. 16	at DET	3-5 L	22-22-14	58
59 Feb. 18	at NYI	3-3 T	22-22-15	59
60 Feb. 22	vs. NYI	3-3 T	22-22-16	60
61 Feb. 25	vs. DET	2-2 T	22-22-17	61
62 Feb. 27	at NYR	5-2 W	23-22-17	63
63 Mar. 1	vs. BUF	3-4 L	23-23-17	63
64 Mar. 2	at BOS	3-4 L	23-24-17	63
65 Mar. 4	vs. CLE	9-3 W	24-24-17	65
66 Mar. 7	at PHI	3-5 L	24-25-17	65
67 Mar. 8	vs. VAN	8-3 W	25-25-17	67
68 Mar. 11	vs. CHI	4-1 W	26-25-17	69
69 Mar. 14	at CR	4-4 T	26-2	

1976-77

DATE	OPP.	RESULT	RECORD	PTS
1 Oct. 5	at WSH	5-6 L	0-1-0	0
2 Oct. 7	vs. LAK	4-2 W	1-1-0	2
3 Oct. 9	vs. PHI	4-3 W	2-1-0	4
4 Oct. 12	at NYI	0-7 L	2-2-0	4
5 Oct. 13	at CLE	4-2 W	3-2-0	6
6 Oct. 15	vs. PIT	2-1 W	4-2-0	8
7 Oct. 17	at BUF	6-5 W	5-2-0	10
8 Oct. 20	at MNS	3-4 L	5-3-0	10
9 Oct. 22	vs. VAN	3-5 L	5-4-0	10
10 Oct. 24	at PIT	3-3 T	5-4-1	11
11 Oct. 27	at CR	2-4 L	5-5-1	11
12 Oct. 28	at LAK	1-5 L	5-6-1	11
13 Oct. 30	at VAN	3-3 T	5-6-2	12
14 Nov. 3	vs. WSH	7-0 W	6-6-2	14
15 Nov. 5	vs. TOR	2-4 L	6-7-2	14
16 Nov. 7	at DET	0-0 T	6-7-3	15
17 Nov. 10	vs. MTL	2-2 T	6-7-4	16
18 Nov. 12	vs. CLE	3-3 T	6-7-5	17
19 Nov. 13	at STL	5-3 W	7-7-5	19
20 Nov. 17	vs. CR	6-3 W	8-7-5	21
21 Nov. 19	vs. CHI	5-3 W	9-7-5	23
22 Nov. 21	at PHI	5-6 L	9-8-5	23
23 Nov. 24	vs. WSH	6-2 W	10-8-5	25
24 Nov. 26	vs. STL	5-2 W	11-8-5	27
25 Nov. 30	vs. NYR	2-2 T	11-8-6	28
26 Dec. 3	vs. BOS	3-1 W	12-8-6	30
27 Dec. 4	at STL	1-0 W	13-8-6	32
28 Dec. 8	at MNS	5-0 W	14-8-6	34
29 Dec. 10	vs. MNS	3-3 T	15-8-6	35
30 Dec. 11	vs. CHI	3-1 W	15-8-7	37
31 Dec. 15	vs. LAK	1-3 L	15-9-7	37
32 Dec. 17	at NYI	2-4 L	15-10-7	37
33 Dec. 18	at DET	3-6 L	15-11-7	37
34 Dec. 20	at TOR	2-6 L	15-12-7	37
35 Dec. 22	vs. DET	2-1 W	16-12-7	39
36 Dec. 27	vs. CR	6-2 W	17-12-7	41
37 Dec. 29	vs. BUF	3-6 L	17-13-7	41
38 Dec. 31	at NYR	4-2 W	18-13-7	43
39 Jan. 2	at MTL	0-7 L	18-14-7	43
40 Jan. 5	vs. VAN	4-1 W	19-14-7	45
41 Jan. 7	vs. NYI	4-5 L	19-15-7	45
42 Jan. 8	at NYI	3-6 L	19-16-7	45
43 Jan. 12	vs. NYR	6-1 W	20-16-7	47
44 Jan. 14	vs. STL	3-2 W	21-16-7	49
45 Jan. 16	at PIT	6-5 W	22-16-7	51
46 Jan. 20	at MNS	4-4 T	22-16-8	52
47 Jan. 22	vs. PHI	4-4 T	22-16-9	53
48 Jan. 23	at BOS	0-3 L	22-17-9	53
49 Jan. 27	at BUF	1-1 T	22-17-10	54
50 Jan. 28	vs. CR	3-3 T	22-17-11	55
51 Jan. 31	vs. TOR	7-3 W	23-17-11	57
52 Feb. 2	at CHI	2-4 L	23-18-11	57
53 Feb. 4	vs. BOS	6-3 W	24-18-11	59
54 Feb. 7	at PHI	4-7 L	24-19-11	59
55 Feb. 9	at TOR	1-5 L	24-20-11	59
56 Feb. 12	at STL	1-3 L	24-21-11	59
57 Feb. 13	at CHI	2-4 L	24-22-11	59
58 Feb. 17	at LAK	4-3 W	25-22-11	61
59 Feb. 19	at VAN	1-5 L	25-23-11	61
60 Feb. 21	at MTL	2-3 L	25-24-11	61
61 Feb. 23	vs. MTL	2-4 L	25-25-11	61
62 Feb. 25	vs. MNS	6-2 W	26-25-11	63
63 Feb. 26	at NYI	2-8 L	26-26-11	63
64 Mar. 2	vs. VAN	1-2 L	26-27-11	63
65 Mar. 5	vs. CLE	1-2 L	26-28-11	63
66 Mar. 6	at WSH	4-2 W	27-28-11	65
67 Mar. 8	at BOS	2-3 L	27-29-11	65
68 Mar. 9	vs. NYI	2-6 L	27-30-11	65
69 Mar. 12	vs. NYR	6-3 W	28-30-11	67
70 Mar. 13	at NYR	5-3 W	29-30-11	69
71 Mar. 15	vs. PIT	7-3 W	30-30-11	71
72 Mar. 17	at PHI	4-1 W	31-30-11	73
73 Mar. 19	at TOR	4-5 L	31-31-11	73
74 Mar. 20	at CLE	4-5 L	31-32-11	73
75 Mar. 22	vs. BUF	3-6 L	31-33-11	73
76 Mar. 24	vs. DET	3-1 W	32-33-11	75
77 Mar. 26	at CR	2-1 W	33-33-11	77
78 Mar. 30	at NYR	3-4 L	33-34-11	77
79 Apr. 1	vs. CHI	6-4 W	34-34-11	79
80 Apr. 3	vs. PHI	3-3 T	34-34-12	80

1975-76

DATE	OPP.	RESULT	RECORD	PTS
1 Oct. 8	vs. CAL	3-4 L	0-1-0	0
2 Oct. 10	vs. NYR	1-2 L	0-2-0	0
3 Oct. 15	at NYR	1-3 L	0-3-0	0
4 Oct. 17	vs. NYI	0-2 L	0-4-0	0
5 Oct. 18	at KC	5-3 W	1-4-0	2
6 Oct. 22	vs. STL	1-1 T	1-4-1	3
7 Oct. 24	vs. LAK	7-1 W	2-4-1	5
8 Oct. 25	at STL	3-7 L	2-5-1	5
9 Oct. 28	at VAN	3-2 W	3-5-1	7
10 Oct. 31	at CAL	2-0 W	4-5-1	9
11 Nov. 1	at LAK	1-3 L	4-6-1	9
12 Nov. 5	vs. MTL	1-3 L	4-7-1	9
13 Nov. 7	vs. MNS	3-2 W	5-7-1	11
14 Nov. 9	at DET	3-6 L	5-8-1	11
15 Nov. 12	vs. KC	2-1 W	6-8-1	13
16 Nov. 14	at WSH	4-1 W	7-8-1	15
17 Nov. 15	vs. BOS	3-5 L	7-9-1	15
18 Nov. 18	vs. VAN	2-2 T	7-9-2	16
19 Nov. 21	vs. PIT	1-4 L	7-10-2	16
20 Nov. 22	at MNS	6-3 W	8-10-2	18
21 Nov. 25	vs. MTL	0-4 L	8-11-2	18
22 Nov. 26	at PHI	3-7 L	8-12-2	18
23 Nov. 28	vs. TOR	6-3 W	9-12-2	20
24 Nov. 30	at CAL	4-1 W	10-12-2	22
25 Dec. 2	at LAK	3-5 L	10-13-2	22
26 Dec. 5	at VAN	6-2 W	11-13-2	24
27 Dec. 7	at CHI	2-0 W	12-13-2	26
28 Dec. 9	vs. WSH	7-1 W	13-13-2	28
29 Dec. 12	vs. NYI	3-3 T	13-13-3	29
30 Dec. 14	at BUF	7-4 W	14-13-3	31
31 Dec. 16	vs. KC	3-1 W	15-13-3	33
32 Dec. 17	at MNS	2-3 L	15-14-3	33
33 Dec. 19	vs. NYR	8-3 W	16-14-3	35
34 Dec. 21	at BOS	2-1 W	17-14-3	37
35 Dec. 23	vs. PHI	2-2 T	17-14-4	38
36 Dec. 26	vs. PIT	4-3 W	18-14-4	40
37 Dec. 27	at PIT	2-3 L	18-15-4	40
38 Dec. 29	at TOR	2-6 L	18-16-4	40
39 Dec. 31	at NYR	8-1 W	19-16-4	42
40 Jan. 2	vs. STL	7-1 W	20-16-4	44
41 Jan. 3	at KC	6-4 W	21-16-4	46
42 Jan. 6	vs. DET	4-3 W	22-16-4	48
43 Jan. 9	vs. CHI	1-1 T	22-16-5	49
44 Jan. 11	vs. VAN	5-2 W	23-16-5	51
45 Jan. 13	vs. LAK	0-3 L	23-17-5	51
46 Jan. 15	vs. STL	3-5 L	23-18-5	51
47 Jan. 17	at NYI	2-2 T	23-18-6	52
48 Jan. 18	at MTL	2-4 L	23-19-6	52
49 Jan. 22	at PHI	2-7 L	23-20-6	52
50 Jan. 23	vs. BUF	3-3 T	23-20-7	53
51 Jan. 27	vs. PHI	8-4 W	24-20-7	55
52 Jan. 28	at CHI	3-7 L	24-21-7	55
53 Jan. 30	vs. BOS	2-4 L	24-22-7	55
54 Feb. 1	at BOS	3-5 L	24-23-7	55
55 Feb. 3	at NYI	2-2 T	24-23-8	56
56 Feb. 4	vs. CAL	4-1 W	25-23-8	58
57 Feb. 6	vs. CHI	1-2 L	25-24-8	58
58 Feb. 11	vs. TOR	5-2 W	26-24-8	60
59 Feb. 13	vs. BUF	2-3 L	26-25-8	60
60 Feb. 14	at STL	3-5 L	26-26-8	60
61 Feb. 14	at BUF	1-3 L	26-27-8	60
62 Feb. 20	at KC	1-1 W	27-27-8	62
63 Feb. 23	at TOR	3-7 L	27-28-8	62
64 Feb. 25	at PIT	3-3 T	27-29-8	63
65 Feb. 28	at MTL	2-3 L	27-29-9	63
66 Mar. 3	vs. DET	2-3 L	27-30-9	63
67 Mar. 5	vs. NYR	8-3 W	28-30-9	65
68 Mar. 7	at NYR	6-6 T	28-30-10	66
69 Mar. 9	vs. BOS	9-0 W	29-30-10	68
70 Mar. 10	at MNS	4-1 W	30-30-10	70
71 Mar. 12	vs. WSH	4-1 W	31-30-10	72
72 Mar. 14	at PHI	1-6 L	31-31-10	72
73 Mar. 16	vs. PHI	2-4 L	31-32-10	72
74 Mar. 19	vs. VAN	2-2 T	31-32-11	73
75 Mar. 24	at CHI	7-2 W	32-32-11	75
76 Mar. 27	at DET	0-8 L	32-33-11	75
77 Mar. 28	at WSH	3-1 W	33-33-11	77
78 Apr. 1	at NYI	1-1 T	33-33-12	78
79 Apr. 2	vs. MNS	4-2 W	34-33-12	80
80 Apr. 4	vs. NYI	5-2 W	35-33-12	82

1974-75

DATE	OPP.	RESULT	RECORD	PTS
1 Oct. 9	at VAN	3-3 T	0-0-1	1
2 Oct. 11	at CAL	0-3 L	0-1-1	1
3 Oct. 13	at CHI	4-3 W	1-1-1	3
4 Oct. 16	at DET	2-4 L	1-2-1	3
5 Oct. 18	vs. KC	4-2 W	2-2-1	5
6 Oct. 20	vs. PIT	5-1 W	3-2-1	7
7 Oct. 22	at NYI	1-2 L	3-3-1	7
8 Oct. 23	vs. DET	10-1 W	4-3-1	9
9 Oct. 25	vs. MNS	2-2 T	4-4-1	10
10 Oct. 27	at NYR	1-4 L	4-4-2	10
11 Oct. 30	vs. CAL	4-1 W	5-4-2	12
12 Nov. 1	vs. TOR	5-2 W	6-4-2	14
13 Nov. 2	at STL	0-9 L	6-5-2	14
14 Nov. 6	vs. NYI	2-1 W	7-5-2	16
15 Nov. 8	vs. CHI	2-0 W	8-5-2	18
16 Nov. 10	at BOS	3-4 L	8-6-2	18
17 Nov. 12	at WSH	2-2 T	8-6-3	19
18 Nov. 13	vs. WSH	4-3 W	9-6-3	21
19 Nov. 15	vs. PHI	2-2 T	9-6-4	22
20 Nov. 17	at BUF	0-4 L	9-7-4	22
21 Nov. 20	at KC	1-0 W	10-7-4	24
22 Nov. 22	vs. BUF	4-4 T	10-7-5	25
23 Nov. 24	at PHI	4-3 W	11-7-5	27
24 Nov. 27	vs. KC	4-2 W	12-7-5	29
25 Nov. 29	vs. NYR	3-2 W	13-7-5	31
26 Dec. 2	at MTL	0-2 L	13-8-5	31
27 Dec. 4	at CAL	1-3 L	13-9-5	31
28 Dec. 6	at VAN	5-7 L	13-10-5	31
29 Dec. 7	at LAK	2-6 L	13-11-5	31
30 Dec. 11	vs. PHI	2-5 L	13-12-5	31
31 Dec. 13	vs. CHI	2-3 L	13-13-5	31
32 Dec. 14	at TOR	2-4 L	13-14-5	31
33 Dec. 17	at BOS	3-5 L	13-15-5	31
34 Dec. 20	vs. STL	6-2 W	14-15-5	33
35 Dec. 22	at NYR	4-3 W	15-15-5	35
36 Dec. 26	vs. NYI	2-1 W	16-15-5	37
37 Dec. 28	at PIT	3-3 T	16-16-5	38
38 Jan. 2	vs. MTL	1-1 T	16-17-5	39
39 Jan. 4	at STL	4-1 W	17-17-5	41
40 Jan. 5	vs. WSH	3-0 W	18-17-5	43
41 Jan. 8	vs. CAL	3-2 W	19-17-5	45
42 Jan. 10	vs. PIT	3-3 T	19-18-5	46
43 Jan. 11	at NYI	2-2 T	19-19-5	47
44 Jan. 15	at PIT	3-5 L	19-19-6	47
45 Jan. 17	vs. LAK	5-0 W	20-19-6	49
46 Jan. 18	at PHI	1-4 L	20-17-9	49
47 Jan. 23	at NYR	2-5 L	20-18-9	49
48 Jan. 24	vs. VAN	1-4 L	20-19-9	49
49 Jan. 26	at BUF	4-3 W	21-19-9	51
50 Jan. 29	at KC	4-4 T	21-19-10	52
51 Jan. 31	vs. STL	2-4 L	21-20-10	52
52 Feb. 2	at MNS	5-3 W	22-20-10	54
53 Feb. 5	vs. BOS	3-3 T	22-20-11	55
54 Feb. 7	vs. LAK	3-1 W	23-20-11	57
55 Feb. 9	vs. MNS	2-3 L	23-21-11	57
56 Feb. 12	at LAK	2-3 T	23-21-12	58
57 Feb. 15	at VAN	3-3 T	23-21-13	59
58 Feb. 19	at MNS	4-2 W	24-21-13	61
59 Feb. 22	at DET	3-4 L	24-22-13	61
60 Feb. 23	at CHI	0-4 L	24-23-13	61
61 Feb. 26	vs. PHI	7-4 W	25-23-13	63
62 Feb. 28	vs. CHI	3-4 L	25-24-13	63
63 Mar. 2	vs. KC	4-0 W	26-24-13	65
64 Mar. 5	vs. MTL	3-4 L	26-25-13	65
65 Mar. 7	vs. BOS	2-4 L	26-26-13	65
66 Mar. 9	at BOS	2-5 L	26-27-13	65
67 Mar. 11	at STL	0-3 L	26-28-13	65
68 Mar. 12	vs. MNS	9-4 W	27-28-13	67
69 Mar. 14	vs. NYR	1-0 W	28-28-13	69

1973-74

DATE	OPP.	RESULT	RECORD	PTS
1 Oct. 10	vs. NYI	1-1 T	0-0-1	1
2 Oct. 12	vs. PIT	3-4 L	0-1-1	0
3 Oct. 13	at STL	1-0 W	1-1-1	3
4 Oct. 17	vs. BOS	4-3 W	2-1-1	5
5 Oct. 20	at MTL	4-2 W	3-1-1	7
6 Oct. 23	at VAN	0-3 L	3-2-1	7
7 Oct. 24	at LAK	4-6 L	3-3-1	7
8 Oct. 26	at CAL	3-1 W	4-3-1	9
9 Nov. 1	vs. CAL	7-2 W	5-3-1	11
10 Nov. 3	at DET	2-1 W	6-3-1	13
11 Nov. 4	vs. DET	2-0 W	7-3-1	15
12 Nov. 7	vs. STL	2-2 T	7-3-2	16
13 Nov. 9	vs. NYR	3-3 T	7-3-3	17
14 Nov. 10	at PIT	4-4 T	7-3-4	18
15 Nov. 14	vs. BUF	1-3 L	7-4-4	18
16 Nov. 16	vs. CHI	1-6 L	7-5-4	18
17 Nov. 18	at BOS	2-5 L	7-6-4	18
18 Nov. 21	vs. BUF	3-2 W	8-6-4	20
19 Nov. 23	vs. VAN	4-1 W	9-6-4	22
20 Nov. 25	at BUF	4-3 W	10-6-4	24
21 Nov. 27	at NYI	2-4 L	10-7-4	24
22 Nov. 29	vs. DET	4-3 W	11-7-4	26
23 Dec. 1	at PIT	2-2 T	11-7-5	27
24 Dec. 2	vs. MTL	1-3 L	11-8-5	27
25 Dec. 5	at CAL	3-3 T	11-8-6	28
26 Dec. 7	at VAN	2-0 W	12-8-6	30
27 Dec. 8	at LAK	0-3 L	12-9-6	30
28 Dec. 13	vs. TOR	1-6 L	12-10-6	30
29 Dec. 15	at PHI	3-2 W	13-10-6	32
30 Dec. 16	vs. PIT	2-2 L	13-11-6	32
31 Dec. 19	at MNS	2-4 L	13-12-6	32
32 Dec. 21	vs. STL	1-2 L	13-13-6	32
33 Dec. 23	vs. NYR	3-1 W	14-13-6	34
34 Dec. 27	vs. LAK	6-4 W	15-13-6	36
35 Dec. 29	at TOR	3-3 T	15-13-7	37
36 Dec. 30	at DET	2-4 L	15-14-7	37
37 Jan. 3	vs. CHI	3-2 W	16-14-7	39
38 Jan. 6	at NYR	2-5 L	16-15-7	39
39 Jan. 7	at TOR	2-6 L	16-16-7	39
40 Jan. 9	vs. BUF	3-0 W	17-16-7	41
41 Jan. 11	vs. PHI	6-7 L	17-17-7	41
42 Jan. 13	at PHI	0-1 L	17-18-7	41
43 Jan. 15	at NYI	3-4 L	17-19-7	41
44 Jan. 18	vs. CAL	6-2 W	18-19-7	41
45 Jan. 20	vs. STL	1-3 L	18-20-7	43
46 Jan. 23	at NYR	1-4 L	18-21-7	43
47 Jan. 25	vs. DET	2-2 T	18-21-8	44
48 Jan. 27	vs. TOR	2-5 L	18-22-8	44
49 Jan. 31	at BOS	2-4 L	18-23-8	44
50 Feb. 1	vs. MTL	5-3 W	19-23-8	46
51 Feb. 3	vs. PHI	2-2 T	19-23-9	47
52 Feb. 6	at CHI	1-1 T	19-23-10	48
53 Feb. 8	vs. CHI	0-3 L	19-24-10	48
54 Feb. 10	vs. LAK	3-6 L	19-25-10	48
55 Feb. 12	at NYI	4-1 W	20-25-10	50
56 Feb. 13	at MTL	3-2 W	21-25-10	52
57 Feb. 16	at TOR	2-7 L	21-26-10	52
58 Feb. 19	at STL	1-7 L	21-27-10	52
59 Feb. 21	at BUF	4-4 T	21-27-11	53
60 Feb. 23	at MNS	5-3 W	22-27-11	55
61 Feb. 26	vs. MTL	5-6 L	22-28-11	55
62 Feb. 28	vs. LAK	1-3 L	22-29-11	55
63 Mar. 3	vs. VAN	5-3 W	23-29-11	57
64 Mar. 5	vs. BOS	4-1 W	24-29-11	59
65 Mar. 8	vs. MNS	3-1 W	25-29-11	61
66 Mar. 10	at DET	4-0 W	26-29-11	63
67 Mar. 13	at MNS	1-5 L	26-30-11	63
68 Mar. 15	at VAN	0-3 L	26-31-11	63
69 Mar. 17	at CHI	3-3 T	26-31-12	64
70 Mar. 21	vs. NYR	5-5 T	26-31-13	65
71 Mar. 23	at BOS	4-3 W	27-31-13	67
72 Mar. 24	vs. NYI	4-6 L	27-32-13	67
73 Mar. 28	vs. PHI	3-3 T	27-32-14	68
74 Mar. 30	vs. MNS	4-1 W	28-32-14	70
75 Mar. 31	at PIT	2-4 L	28-33-14	70
76 Apr. 3	at LAK	2-4 L	28-34-14	70
77 Apr. 5	at CAL	4-2 W	29-34-14	72
78 Apr. 7	vs. PIT	6-3 W	30-34-14	74

1972-73

DATE	OPP.	RESULT	RECORD	PTS
1 Oct. 7	at NYI	3-2 W	1-0-0	2
2 Oct. 8	at BUF	3-5 L	1-1-0	2
3 Oct. 11	at CHI	1-4 L	1-2-0	2
4 Oct. 12	at MTL	0-3 L	1-3-0	2
5 Oct. 14	vs. BUF	1-1 T	1-3-1	3
6 Oct. 18	vs. MNS	0-6 L	1-4-1	3
7 Oct. 21	at MNS	3-2 W	2-4-1	5
8 Oct. 22	at BUF	2-7 L	2-5-1	5
9 Oct. 25	at CAL	4-3 W	3-5-1	7
10 Oct. 26	at LAK	1-3 L	3-6-1	7
11 Oct. 28	at VAN	2-1 W	4-6-1	9
12 Nov. 1	at DET	4-2 W	5-6-1	11
13 Nov. 2	vs. MTL	1-6 L	5-7-1	11
14 Nov. 5	vs. TOR	2-2 T	5-7-2	12
15 Nov. 8	vs. LAK	3-3 T	5-7-3	13
16 Nov. 10	vs. MNS	5-1 W	6-7-3	15
17 Nov. 12	vs. VAN	3-1 W	7-7-3	17
18 Nov. 15	at TOR	1-2 L	7-8-3	17
19 Nov. 16	vs. NYI	4-0 W	8-8-3	19
20 Nov. 18	at PIT	1-6 L	8-9-3	19
21 Nov. 19	vs. PHI	3-2 W	9-9-3	21
22 Nov. 21	vs. NYR	1-3 L	9-10-3	21
23 Nov. 24	vs. BOS	0-4 L	9-11-3	21
24 Nov. 26	vs. PIT	6-2 W	10-11-3	23
25 Nov. 29	at MNS	0-5 L	10-12-3	23
26 Nov. 30	at PHI	5-5 T	10-12-4	24
27 Dec. 2	at MTL	4-4 T	10-12-5	25
28 Dec. 3	at NYR	2-3 L	10-13-5	25
29 Dec. 7	vs. VAN	5-2 W	11-13-5	27
30 Dec. 9	at STL	1-2 L	11-14-5	27
31 Dec. 10	vs. STL	4-5 L	11-15-5	27
32 Dec. 13	at DET	2-0 W	12-15-5	29
33 Dec. 16	at PIT	3-5 L	12-16-5	29
34 Dec. 17	vs. NYI	4-0 W	13-16-5	31
35 Dec. 20	vs. TOR	5-3 W	14-16-5	33
36 Dec. 21	at NYR	5-2 W	15-16-5	35
37 Dec. 23	at BOS	1-3 L	15-17-5	35
38 Dec. 27	vs. BOS	1-3 L	15-18-5	35
39 Dec. 30	at MTL	1-1 T	15-18-6	36
40 Jan. 2	at NYI	6-1 W	16-18-6	38
41 Jan. 3	vs. PHI	1-3 L	16-19-6	38
42 Jan. 6	at STL	2-2 T	16-19-7	39
43 Jan. 7	vs. VAN	5-2 W	17-19-7	41
44 Jan. 10	vs. CHI	5-2 W	18-19-7	43
45 Jan. 12	vs. TOR	1-0 W	19-19-7	45
46 Jan. 14	vs. LAK	4-1 W	20-19-7	47
47 Jan. 17	at STL	3-3 T	20-19-8	48
48 Jan. 19	vs. STL	1-2 L	20-20-8	48
49 Jan. 21	vs. MTL	2-3 L	20-21-8	48
50 Jan. 24	vs. CAL	2-5 L	20-22-8	48
51 Jan. 26	vs. LAK	3-3 T	20-22-9	49
52 Jan. 28	at BUF	8-5 W	21-22-9	51
53 Feb. 1	vs. MNS	3-1 W	22-22-9	53
54 Feb. 3	at DET	0-1 L	22-23-9	53
55 Feb. 4	at NYR	0-6 L	22-24-9	53
56 Feb. 7	vs. DET	3-5 L	22-25-9	53
57 Feb. 9	vs. CHI	3-4 L	22-26-9	53
58 Feb. 11	vs. CAL	3-1 W	23-26-9	55
59 Feb. 14	at CAL	3-3 T	23-26-10	56
60 Feb. 16	at VAN	0-5 L	23-27-10	56
61 Feb. 17	at LAK	3-3 T	23-27-11	57
62 Feb. 21	at TOR	2-2 T	23-27-12	58
63 Feb. 25	at CHI	2-4 L	23-28-12	58
64 Mar. 1	vs. BUF	4-4 T	23-28-13	59
65 Mar. 3	at MNS	0-3 L	23-29-13	59
66 Mar. 4	vs. CAL	3-2 W	24-29-13	61
67 Mar. 7	vs. DET	2-5 L	24-30-13	61
68 Mar. 9	vs. BOS	2-3 L	24-31-13	61
69 Mar. 10	at PHI	1-2 L	24-32-13	61
70 Mar. 14	vs. STL	1-1 T	24-32-14	62
71 Mar. 17	vs. CHI	3-2 W	25-32-14	64
72 Mar. 18	at BOS	1-7 L	25-33-14	64
73 Mar. 22	vs. NYR	1-4 L	25-34-14	64
74 Mar. 24	at CHI	0-7 L	25-35-14	64
75 Mar. 25	vs. PIT	2-4 L	25-36-14	64
76 Mar. 28	at PIT	3-6 L	25-37-14	64
77 Mar. 29	at PHI	2-4 L	25-38-14	64
78 Apr. 1	vs. NYI	4-4 T	25-38-15	65



2018-19 RESULTS



2018-19 NHL STATISTICS

WESTERN CONFERENCE

CENTRAL

RANK	TEAM	DIV	GP	W	L	OT	P	ROW	GF	GA	DIFF	HOME	AWAY	S/O
1	y - Nashville	C	82	47	29	6	100	43	240	214	26	25-14-2	22-15-4	4-2
2	x - Winnipeg	C	82	47	30	5	99	45	272	244	28	25-12-4	22-18-1	2-1
3	x - St. Louis	C	82	45	28	9	99	42	247	223	24	24-15-2	21-13-7	3-3

PACIFIC

RANK	TEAM	DIV	GP	W	L	OT	P	ROW	GF	GA	DIFF	HOME	AWAY	S/O
1	z - Calgary	P	82	50	25	7	107	50	289	227	62	26-10-5	24-15-2	0-4
2	x - San Jose	P	82	46	27	9	101	46	289	261	28	25-11-5	21-16-4	0-3
3	x - Vegas	P	82	43	32	7	93	40	249	230	19	24-12-5	19-20-2	3-2

WILD CARD

RANK	TEAM	DIV	GP	W	L	OT	P	ROW	GF	GA	DIFF	HOME	AWAY	S/O
1	x - Dallas	C	82	43	32	7	93	42	210	202	8	24-14-3	19-18-4	1-2
2	x - Colorado	C	82	38	30	14	90	36	260	246	14	21-14-6	17-16-8	2-2
3	Arizona	P	82	39	35	8	86	35	213	223	-10	20-17-4	19-18-4	4-3
4	Chicago	C	82	36	34	12	84	33	270	292	-22	19-14-8	17-20-4	3-1
5	Minnesota	C	82	37	36	9	83	36	211	237	-26	16-18-7	21-18-2	1-4
6	Vancouver	P	82	35	36	11	81	29	225	254	-29	20-16-5	15-20-6	6-6
7	Anaheim	P	82	35	37	10	80	32	199	251	-52	19-14-8	16-23-2	3-3
8	Edmonton	P	82	35	38	9	79	32	232	274	-42	18-19-4	17-19-5	3-3
9	Los Angeles	P	82	31	42	9	71	28	202	263	-61	17-21-3	14-21-6	3-4

EASTERN CONFERENCE

ATLANTIC

RANK	TEAM	DIV	GP	W	L	OT	P	ROW	GF	GA	DIFF	HOME	AWAY	S/O
1	p - Tampa Bay	A	82	62	16	4	128	56	325	222	103	32-7-2	30-9-2	6-1
2	x - Boston	A	82	49	24	9	107	47	259	215	44	29-9-3	20-15-6	2-3
3	x - Toronto	A	82	46	28	8	100	46	286	251	35	23-16-2	23-12-6	0-2

METROPOLITAN

RANK	TEAM	DIV	GP	W	L	OT	P	ROW	GF	GA	DIFF	HOME	AWAY	S/O
1	y - Washington	M	82	48	26	8	104	44	278	249	29	24-11-6	24-15-2	4-1
2	x - NY Islanders	M	82	48	27	7	103	43	228	196	32	24-13-4	24-14-3	5-5
3	x - Pittsburgh	M	82	44	26	12	100	42	273	241	32	23-14-4	21-12-8	2-3

WILD CARD

RANK	TEAM	DIV	GP	W	L	OT	P	ROW	GF	GA	DIFF	HOME	AWAY	S/O
1	x - Carolina	M	82	46	29	7	99	44	245	223	22	24-13-4	22-16-3	2-2
2	x - Columbus	M	82	47	31	4	98	45	258	232	26	22-17-2	25-14-2	2-1
3	Montréal	A	82	44	30	8	96	41	249	236	13	25-12-4	19-18-4	3-0
4	Florida	A	82	36	32	14	86	33	267	280	-13	20-13-8	16-19-6	3-7
5	Philadelphia	M	82	37	37	8	82	34	244	281	-37	19-18-4	18-19-4	3-1
6	NY Rangers	M	82	32	36	14	78	26	227	272	-45	18-14-9	14-22-5	6-5
7	Buffalo	A	82	33	39	10	76	28	226	271	-45	21-15-5	12-24-5	5-3
8	Detroit	A	82	32	40	10	74	29	227	277	-50	17-19-5	15-21-5	3-5
9	New Jersey	M	82	31	41	10	72	28	222	275	-53	20-14-7	11-27-3	3-4
10	Ottawa	A	82	29	47	6	64	29	242	302	-60	18-19-4	11-28-2	0-1

x - clinched playoff spot y - clinched division z - clinched conference p - clinched Presidents' Trophy

2018-19 FLAMES HIGHS & LOWS - TEAM

MOST RECENT LISTED

LONGEST STREAKS

WINNING: 7 games

Feb. 16 – Feb. 27

HOME WINNING: 5 games

Mar. 10 – Mar. 21

ROAD WINNING: 4 games

Feb. 16 – Feb. 27

LOSING (REGULATION): 4 games

Mar. 2 – Mar. 7

HOME LOSING (REGULATION): 3 games

Oct. 19 – Oct. 27

ROAD LOSING (REGULATION): 3 games

Mar. 2 – Mar. 16

MOST GOALS

FOR, ONE GAME: 9 goals (2x)

Mar. 12 (CGY 9 vs. NJD 4)

FOR, ONE HOME GAME: 9 goals

Mar. 12 (CGY 9 vs. NJD 4)

FOR, ONE ROAD GAME: 9 goals

Dec. 4 (CGY 9 @ CBJ 6)

AGAINST, ONE GAME: 9 goals

Oct. 25 (PIT 9 @ CGY 1)

AGAINST, ONE HOME GAME: 9 goals

Oct. 25 (PIT 9 @ CGY 1)

AGAINST, ONE ROAD GAME: 6 goals (3x)

Feb. 12 (TBL 6 vs. CGY 3)

TOTAL GOALS, ONE GAME: 15 goals

Dec. 4 (CGY 9 @ CBJ 6)

FOR, ONE PERIOD: 6 goals

Mar. 12 (CGY 9 vs. NJD 4) 3rd period

AGAINST, ONE PERIOD: 4 goals (3x)

Dec. 12 (CGY 6 vs. PHI 5) 2nd period

LARGEST

WINNING MARGIN: 6 goals

Jan. 13 (CGY 7 vs. ARI 1)

LOSING MARGIN: 8 goals

Oct. 25 (PIT 9 @ CGY 1)

MOST SHOTS, GAME

FOR: 47 shots

Feb. 9 (VAN 4 vs. CGY 3)

FOR, ONE HOME GAME: 45 shots

Nov. 15 (MTL 3 @ CGY 2)

FOR, ONE ROAD GAME: 47 shots

Feb. 9 (VAN 4 vs. CGY 3)

AGAINST: 45 shots

Oct. 21 (CGY 4 @ NYR 1)

AGAINST, ONE HOME GAME: 40 shots

Nov. 21 (CGY 6 vs. WPG 3)

AGAINST, ONE ROAD GAME: 45 shots

Oct. 21 (CGY 4 @ NYR 1)

MOST SHOTS, PERIOD

FOR: 20 shots (2x)

Feb. 9 (VAN 4 vs. CGY 3) 2nd period

FOR, ONE HOME PERIOD: 20 shots

Nov. 3 (CGY 5 vs. CHI 3) 3rd period

FOR, ONE ROAD PERIOD: 20 shots

Feb. 9 (VAN 4 vs. CGY 3) 2nd period

AGAINST: 22 shots

Oct. 23 (MTL 3 vs. CGY 2) 2nd period

AGAINST, ONE HOME PERIOD: 17 shots

Nov. 21 (CGY 6 vs. WPG 3) 2nd period

AGAINST, ONE ROAD PERIOD: 22 shots

Oct. 23 (MTL 3 vs. CGY 2) 2nd period

FEWEST SHOTS, GAME

FOR: 16 shots

Jan. 9 (CGY 5 vs. COL 3)

FOR, ONE HOME GAME: 16 shots

Jan. 9 (CGY 5 vs. COL 3)

FOR, ONE ROAD GAME: 23 shots

Oct. 23 (MTL 3 vs. CGY 2)

AGAINST: 14 shots

Nov. 30 (CGY 4 vs. LAK 1)

AGAINST, ONE HOME GAME: 14 shots

Nov. 30 (CGY 4 vs. LAK 1)

AGAINST, ONE ROAD GAME: 15 shots

Mar. 31 (CGY 5 @ SJS 3)

FEWEST SHOTS, PERIOD

FOR: 3 shots (4x)

Jan. 22 (CGY 3 vs. CAR 2) 2nd period

FOR, ONE HOME PERIOD: 3 shots (4x)

Jan. 22 (CGY 3 vs. CAR 2) 2nd period

FOR, ONE ROAD PERIOD: 5 shots (3x)

Feb. 27 (CGY 2 @ NJD 1) 3rd period

AGAINST: 2 shots

Jan. 16 (BUF 4 @ CGY 3) 3rd period

AGAINST, ONE HOME PERIOD: 2 shots

Jan. 16 (BUF 4 @ CGY 3) 3rd period

AGAINST, ONE ROAD PERIOD: 3 shots (3x)

Mar. 31 (CGY 5 @ SJS 3) 3rd period

MOST POWER PLAY GOALS

FOR, ONE GAME: 3 goals (5x)

Jan. 18 (CGY 6 vs. DET 4)

AGAINST, ONE GAME: 3 goals

Feb. 16 (CGY 5 @ PIT 4)

TOTAL, ONE GAME: 5 goals

Oct. 6 (CGY 7 @ VAN 4) (3 PPGF, 2 PPGA)

MOST SHORT-HANDED GOALS

FOR, ONE GAME: 3 goals

Nov. 25 (CGY 6 vs. ARI 1)

AGAINST, ONE GAME: 1 goal (7x)

Mar. 12 (CGY 9 vs. NJD 4)

TOTAL, ONE GAME: 3 goals

Nov. 25 (CGY 6 vs. ARI 1) (3 SHGF, 0 SHGA)

2018-19 FLAMES HIGHS & LOWS - INDIVIDUAL

MOST RECENT LISTED

MOST CONSECUTIVE GAMES

SCORING GOALS: 5 games

Johnny Gaudreau, Dec. 31 – Jan. 7
(7 goals)

REGISTERING ASSISTS: 6 games

Elias Lindholm, Jan. 11 – Jan. 22
(7 assists)

SCORING POINTS: 11 games

Johnny Gaudreau, Dec. 31 – Jan. 19
(22 points)

MOST

GAMES PLAYED: 82 games

Johnny Gaudreau

GOALS: 36 goals

Johnny Gaudreau

GOALS, ONE GAME: 3 (3x)

Johnny Gaudreau, Mar. 12 (CGY 9 vs. NJD 4)

ASSISTS: 63 assists

Johnny Gaudreau

ASSISTS, ONE GAME: 5

Sean Monahan, Dec. 31 (CGY 8 vs. SJS 5)

POINTS: 99 points

Johnny Gaudreau (36 goals, 63 assists)

POINTS, ONE GAME: 6

Johnny Gaudreau (3+3), Mar. 12
(CGY 9 vs. NJD 4)

PENALTY MINUTES: 93 minutes

Sam Bennett

PENALTY MINUTES, ONE GAME: 17 minutes

Ryan Lomberg, Dec. 6
(CGY 2 vs. MIN 0)

POWER PLAY GOALS: 12 goals

Sean Monahan

GAME WINNING GOALS: 8 goals

Johnny Gaudreau

GAME WINNING SHOOT-OUT GOALS:

N/A

OVERTIME GOALS: 3 goals

Johnny Gaudreau

SHORT-HANDED GOALS: 5 goals

Mark Jankowski

SHOTS: 245 shots

Johnny Gaudreau

SHOTS, ONE GAME: 10 shots

Sean Monahan, Jan. 7
(CGY 4 @ CHI 3)

FASTEST OPENING GOAL

FOR: 0:12

Elias Lindholm, Oct. 6
(CGY 7 vs. VAN 4)

AGAINST: 0:11

Nathan MacKinnon, Oct. 13
(CGY 3 @ COL 2 OT)

FASTEST OPENING GOAL OTHER THAN 1ST PERIOD

FOR: 0:24

Matthew Tkachuk, Nov. 19
(CGY 7 vs. VGK 2) 2nd period

AGAINST: 0:47

Nick Holden, Nov. 19
(CGY 7 vs. VGK 2) 3rd period

2018-19 FLAMES HIGHS & LOWS

FLAMES MONTH-BY-MONTH RECORD:

MONTH	GP	W	L	OTL	L/SO	GF	GA	PTS
OCT.	13	7	5	0	1	41	42	15
NOV.	13	8	4	1	0	47	32	17
DEC.	14	9	3	1	1	53	38	20
JAN.	11	9	1	1	0	49	33	19
FEB.	13	8	3	0	2	40	37	18
MAR.	15	8	7	0	0	50	37	16
APR.	3	1	2	0	0	11	8	2
TOTAL	82	50	25	3	4	289	227	107

FLAMES TEAM-BY-TEAM RECORD:

HOME									ROAD								
GP	W	L	OTL	SOL	GF	GA	PTS	TEAM	GP	W	L	OTL	SOL	GF	GA	PTS	
2	2	0	0	0	8	2	4	ANA	2	0	2	0	0	3	6	0	
2	2	0	0	0	12	3	4	ARI	2	1	1	0	0	6	3	2	
1	1	0	0	0	5	2	2	BOS	1	0	1	0	0	4	6	0	
1	0	0	1	0	3	4	1	BUF	1	1	0	0	0	2	1	2	
1	1	0	0	0	3	2	2	CAR	1	1	0	0	0	4	3	2	
1	1	0	0	0	4	2	2	CBJ	1	1	0	0	0	9	6	2	
1	1	0	0	0	5	3	2	CHI	2	2	0	0	0	7	5	4	
2	2	0	0	0	11	8	4	COL	1	1	0	0	0	3	2	2	
2	0	1	1	0	4	6	1	DAL	1	0	1	0	0	0	2	0	
1	1	0	0	0	6	4	2	DET	1	1	0	0	0	5	3	2	
2	1	1	0	0	5	5	2	EDM	2	1	1	0	0	5	3	2	
1	1	0	0	0	4	3	2	FLA	1	0	0	0	1	2	3	1	
2	1	1	0	0	4	4	2	LAK	2	2	0	0	0	8	2	4	
2	1	1	0	0	4	4	2	MIN	1	1	0	0	0	2	1	2	
1	0	1	0	0	2	3	0	MTL	1	0	1	0	0	2	3	0	
1	1	0	0	0	9	4	2	NJD	1	1	0	0	0	2	1	2	
2	1	1	0	0	8	7	2	NSH	1	1	0	0	0	3	0	2	
1	1	0	0	0	4	2	2	NYI	1	1	0	0	0	3	1	2	
1	1	0	0	0	5	1	2	NYR	1	1	0	0	0	4	1	2	
1	1	0	0	0	5	1	2	OTT	1	1	0	0	0	2	1	2	
1	1	0	0	0	6	5	2	PHI	1	1	0	0	0	3	2	2	
1	0	1	0	0	1	9	0	PIT	1	1	0	0	0	5	4	2	
2	1	1	0	0	10	10	2	SJS	2	1	1	0	0	6	6	2	
1	0	1	0	0	1	3	0	STL	2	1	1	0	0	10	7	2	
1	0	0	0	1	4	5	1	TBL	1	0	1	0	0	3	6	0	
1	0	1	0	0	2	6	0	TOR	1	1	0	0	0	3	1	2	
2	1	0	1	0	9	7	3	VAN	3	1	1	0	1	8	10	3	
2	2	0	0	0	13	5	4	VGK	2	0	2	0	0	1	4	0	
1	1	0	0	0	6	3	2	WPG	2	1	1	0	0	5	3	2	
1	0	0	0	1	3	4	1	WSH	1	0	1	0	0	3	4	0	
41	26	10	3	2	166	127	57	TOTALS	41	24	15	0	2	123	100	50	


2018-19 FLAMES SCORING SUMMARY

REGULAR SEASON																		
RANK	PLAYER	POS	GP	G	A	P	+/-	PIM	PP	SH	GW	OT	S	S%	TOI/G	SFT/G	FO%	
1	Johnny Gaudreau	L	82	36	63	99	18	24	6	0	8	3	245	14.7	20:04	23.5	33.3	
2	Sean Monahan	C	78	34	48	82	7	12	12	0	5	0	211	16.1	19:03	23.1	51.1	
3	Elias Lindholm	C	81	27	51	78	30	20	9	1	5	0	182	14.8	20:02	25.5	54.3	
4	Matthew Tkachuk	L	80	34	43	77	14	62	11	0	2	0	207	16.4	17:36	21.2	46.1	
5	Mark Giordano	D	78	17	57	74	39	69	3	4	2	0	221	7.7	24:14	27.9	0.0	
6	Mikael Backlund	C	77	21	26	47	34	52	1	1	4	1	205	10.2	17:54	23.2	49.6	
7	Derek Ryan	C	81	13	25	38	21	24	2	0	1	0	103	12.6	13:48	19.5	58.2	
8	Michael Frolik	R	65	16	18	34	24	26	0	2	4	0	132	12.1	13:22	17.5	34.2	
9	T.J. Brodie	D	79	9	25	34	29	24	1	1	1	1	102	8.8	21:28	26.4	0.0	
10	Noah Hanifin	D	80	5	28	33	18	12	1	1	2	0	116	4.3	20:46	25.9	0.0	
11	Mark Jankowski	C	79	14	18	32	6	12	0	5	1	0	99	14.1	12:42	18.5	52.0	
12	Sam Bennett	C	71	13	14	27	-6	93	4	0	2	0	115	11.3	13:17	18.0	55.6	
13	Garnet Hathaway	R	76	11	8	19	14	56	0	2	5	0	77	14.3	10:32	15.3	46.7	
14	James Neal	L	63	7	12	19	-5	28	2	0	1	0	141	5.0	14:57	19.9	45.5	
15	Travis Hamonic	D	69	7	12	19	21	33	0	1	1	0	128	5.5	20:52	25.5	0.0	
16	Rasmus Andersson	D	79	2	17	19	17	23	0	0	0	0	115	1.7	16:02	20.7	0.0	
17	Austin Czarnik	C	54	6	12	18	-1	8	0	0	3	0	65	9.2	11:20	15.5	46.9	
18	Andrew Mangiapane	L	44	8	5	13	11	12	0	0	1	0	65	12.3	10:33	14.8	66.7	
19	Oliver Kyllington	D	38	3	5	8	3	10	0	0	1	0	21	14.3	12:25	16.7	0.0	
20	Alan Quine	C	13	3	2	5	0	6	1	0	0	0	11	27.3	9:30	13.2	39.4	
21	Dillon Dube	C	25	1	4	5	2	4	0	0	0	0	22	4.5	10:04	14.0	40.0	
22	Michael Stone	D	14	0	5	5	0	10	0	0	0	0	12	0.0	15:56	21.6	0.0	
23	Juuso Valimaki	D	24	1	2	3	-2	12	0	0	1	0	28	3.6	15:29	19.8	0.0	
24	Dalton Prout	D	20	1	1	2	1	8	0	0	0	0	14	7.1	13:07	17.2	0.0	
25	Oscar Fantenberg	D	15	0	1	1	5	7	0	0	0	0	16	0.0	15:50	19.6	0.0	
26	Curtis Lazar	C	1	0	0	0	-1	0	0	0	0	0	0	0.0	4:48	9.0	75.0	
27	Kerby Rychel	L	2	0	0	0	-1	0	0	0	0	0	1	0.0	9:11	13.0	0.0	
28	Ryan Lomberg	L	4	0	0	0	0	17	0	0	0	0	1	0.0	6:59	10.8	0.0	
29	Anthony Peluso	R	4	0	0	0	-1	7	0	0	0	0	1	0.0	4:07	6.8	0.0	


GOALTENDERS

RANK	PLAYER	GP	GS	W	L	OT	SA	GA	GAA	SV	SV%	SO	G	A	PIM	TOI
1	David Rittich	45	42	27	9	5	1228	109	2.61	1119	.911	1	0	0	4	2,503:20
2	Mike Smith	42	40	23	16	2	1069	109	2.73	960	.898	2	0	3	2	2,400:19


2018-19 FLAMES TOP SCORERS



JOHNNY GAUDREAU
1st on Flames with 36 goals



SEAN MONAHAN
T-2nd on Flames with 34 goals



MATTHEW TKACHUK
T-2nd on Flames with 34 goals

INDIVIDUAL GOAL SCORING BREAKDOWN

PLAYER	TOT	BY PERIOD					BY HALF & HOME/ROAD					TEAM RECORD WHEN SCORING				
		1	2	3	OT	SO	1H	2H	HOME	ROAD	ENG	GP	W	L	OT	SOL
Johnny Gaudreau	36	9	9	15	3	0	22	14	18	18	2	27	23	1	2	1
Sean Monahan	34	8	11	15	0	0	22	12	19	15	2	26	23	3	0	1
Matthew Tkachuk	34	7	11	16	0	0	18	16	26	8	4	27	19	6	1	1
Elias Lindholm	27	7	9	11	0	0	19	8	13	14	2	24	18	3	0	3
Mikael Backlund	21	9	3	8	1	0	8	13	14	7	3	18	14	3	0	1
Mark Giordano	17	8	5	4	0	0	6	11	11	6	0	16	14	1	1	0
Michael Frolik	16	3	4	9	0	0	8	8	10	6	3	15	13	1	0	0
Derek Ryan	14	4	4	6	0	0	4	10	8	6	1	11	8	4	0	0
Mark Jankowski	14	6	3	5	0	0	6	8	6	8	0	13	7	4	1	1
Sam Bennett	13	5	5	3	0	0	6	7	9	4	0	12	9	1	0	2
Garnet Hathaway	11	2	5	4	0	0	4	7	5	6	1	10	8	1	1	0
T.J. Brodie	9	1	4	3	1	0	4	5	5	4	1	9	7	2	0	0
Andrew Mangiapane	8	3	1	4	0	0	0	8	4	4	0	8	7	0	0	1
Travis Hamonic	7	3	3	1	0	0	3	4	4	3	0	7	3	2	1	1
James Neal	7	1	2	4	0	0	4	3	5	2	0	7	5	2	0	0
Austin Czarnik	5	0	2	3	0	0	2	3	3	2	1	5	5	0	0	0
Noah Hanifin	5	1	2	2	0	0	3	2	1	4	0	4	3	0	1	0
Oliver Kyllington	3	2	1	0	0	0	1	2	2	1	0	3	3	0	0	0
Alan Quine	3	1	0	2	0	0	3	0	1	2	0	2	2	0	0	0
Rasmus Andersson	2	0	0	2	0	0	1	1	1	1	0	2	2	0	0	0
Dillon Dube	1	1	0	0	0	0	1	0	1	0	0	1	1	0	0	0
Dalton Prout	1	1	0	0	0	0	0	1	0	1	0	1	1	0	0	0
Juuso Valimaki	1	1	0	0	0	0	1	0	1	0	0	1	1	0	0	0

Only includes goals scored with the Calgary Flames.

POWER-PLAY GOALS FOR

PLAYER	ANA	ARI	BOS	BUF	CAR	CHI	COL	CBJ	DAL	DET	EDM	FLA	LAK	MIN	MTL	NSH	NJD	NYI	NYR	OTT	PHI	PIT	SJS	STL	TBL	TOR	VAN	VGK	WSH	WPG	TL	
Backlund																												1			1	
Bennett									2												1							1			4	
Brodie																							1								1	
Czarnik																															0	
Dube																															0	
Frolik																															0	
Gaudreau				1					1	1		1					1										1				6	
Giordano											1													1	1						3	
Hamonic																															0	
Hanifin	1																														1	
Hathaway																															0	
Jankowski																															0	
Lazar																															0	
Lindholm					1	1	2			1						1	1										1		1		9	
Monahan						2		2			1	1				1				1					1	1	1	1			12	
Neal	1								1																						2	
Prout																															0	
Quine																								1							1	
Ryan						1				1																					2	
Stone																															0	
Tkachuk	1			1				1							1	1		1					1	2		1	1				11	
Valimaki																															0	
TOTALS	2	1	0	2	1	4	2	3	1	5	3	1	1	0	1	3	1	2	0	0	0	1	1	2	4	2	2	3	4	1	0	53

POWER-PLAY RECORD

	ADVANTAGES	PP GOALS	PCT.	NHL RANK
HOME	123	29	23.6	7th
ROAD	152	24	15.8	25th
POWER PLAY RECORD	275	53	19.3	18th

POWER-PLAY GOALS AGAINST

ANA	ARI	BOS	BUF	CAR	CHI	COL	CBJ	DAL	DET	EDM	FLA	LAK	MIN	MTL	NSH	NJD	NYI	NYR	OTT	PHI	PIT	SJS	STL	TBL	TOR	VAN	VGK	WSH	WPG	TOTAL
0	2	2	0	0	3	1	2	3	1	3	0	1	0	2	1	0	0	1	0	2	5	3	3	2	2	4	3	2	2	50

PENALTY KILL RECORD

	DISADVANTAGES	PPG AGAINST	PCT.	NHL RANK
HOME	114	27	76.3	24th
ROAD	132	23	82.6	7th
PENALTY KILLING RECORD	246	50	79.7	T-19th

SHORT-HANDED GOALS

FOR (18)

PLAYER	DATE	VS.	RESULT
M. Frolik	Oct. 6	VAN	7-4 W
M. Backlund	Nov. 3	CHI	5-3 W
M. Jankowski	Nov. 7	ANA	2-3 L
N. Hanifin	Nov. 25	ARI	6-1 W
M. Jankowski	Nov. 25	ARI	6-1 W
T.J. Brodie	Nov. 25	ARI	6-1 W
M. Giordano	Dec. 12	PHI	6-5 W
M. Giordano	Dec. 15	MIN	2-1 W
E. Lindholm	Dec. 16	STL	7-2 W
M. Jankowski	Dec. 27	WPG	4-1 W
M. Jankowski	Dec. 29	VAN	2-3 L
T. Hamonic	Dec. 29	VAN	2-3 L
M. Frolik	Jan. 3	BOS	4-6 L

EMPTY NET GOALS

FOR (20)

PLAYER	DATE	VS.	RESULT
A. Czarnik	Oct. 6	VAN	7-4 W
M. Frolik	Oct. 6	VAN	7-4 W
M. Tkachuk	Oct. 17	BOS	5-2 W
M. Frolik	Oct. 29	TOR	3-1 W
M. Backlund	Nov. 3	CHI	5-3 W
E. Lindholm	Nov. 17	EDM	4-2 W
D. Ryan	Nov. 21	WPG	6-3 W
M. Backlund	Nov. 30	LAK	4-1 W
S. Monahan	Nov. 30	LAK	4-1 W
E. Lindholm	Dec. 8	NSH	5-2 W
J. Gaudreau	Dec. 16	STL	7-2 W
J. Gaudreau	Dec. 27	WPG	4-1 W
M. Frolik	Jan. 2	DET	5-3 W

HAT TRICKS

FOR (3)

PLAYER	DATE	VS.	RESULT	GOALIE	GOALS
J. Gaudreau	Dec. 27	WPG	4-1 W	Hellebuyck	3
M. Tkachuk	Mar. 10	VGK	6-3 W	Subban	3
J. Gaudreau	Mar. 12	NJD	9-4 W	Blackwood	3

AGAINST (3)

PLAYER	DATE	VS.	RESULT	GOALIE	GOALS
D. Perron	Oct. 11	STL	5-3 W	M. Smith	3
C. Atkinson	Dec. 4	CBJ	9-6 L	Rittich/Smith	3
T. Ennis	Mar. 4	TOR	2-6 L	Rittich	3

G. Hathaway	Jan. 7	CHI	4-3 W
M. Giordano	Jan. 18	DET	6-4 W
G. Hathaway	Feb. 3	CAR	4-3 W
M. Jankowski	Mar. 16	WPG	1-2 L
M. Giordano	Mar. 21	OTT	5-1 W

AGAINST (7)

PLAYER	DATE	VS.	RESULT
B. Sutter	Oct. 6	VAN	4-7 L
V. Kamenev	Nov. 1	COL	5-6 L
A. Chiasson	Nov. 17	EDM	2-4 L
S. Couturier	Dec. 12	PHI	6-5 W
B. Burns	Feb. 7	SJS	5-2 W
K. Rooney	Feb. 27	NJD	1-2 L
T. Zajac	Mar. 12	NJD	9-4 W

G. Hathaway	Jan. 7	CHI	4-3 W
M. Tkachuk	Jan. 9	COL	5-3 W
S. Monahan	Jan. 11	FLA	4-3 W
T.J. Brodie	Jan. 18	DET	6-4 W
M. Backlund	Feb. 18	ARI	5-2 W
M. Tkachuk	Mar. 10	VGK	6-3 W
M. Tkachuk	Mar. 19	CBJ	4-2 W

AGAINST (5)

PLAYER	DATE	VS.	RESULT
T. Motte	Oct. 3	VAN	5-2 W
F. Forsberg	Oct. 19	NSH	5-3 W
J. Pavelski	Nov. 11	SJS	3-1 W
B. Marchand	Jan. 2	BOS	6-4 W
T. Toffoli	Mar. 25	LAK	3-0 W

PENALTY BREAKDOWN

MULTIPLE POINT GAMES

PLAYER	PENALTY BREAKDOWN							GOALS					ASSISTS					POINTS					
	GP	PIM	MINOR	MAJOR	MISC	G MISC	MATCH	2	3	4	TOTAL	2	3	4	5	TOTAL	2	3	4	5	6	TOTAL	
Andersson	79	23	4	1	1	0	0	-	-	-	-	1	-	-	-	1	1	-	-	-	-	1	
Backlund	77	52	24	0	0	0	0	3	-	-	3	3	-	-	-	3	10	2	-	-	-	12	
Bennett	71	93	24	5	1	0	1	1	-	-	1	-	-	-	-	-	2	1	-	-	-	3	
Brodie	79	24	12	0	0	0	0	-	-	-	-	5	-	-	-	5	7	1	-	-	-	8	
Czarnik	54	8	4	0	0	0	0	-	-	-	-	2	-	-	-	2	2	-	-	-	-	2	
Dube	25	4	2	0	0	0	0	-	-	-	-	-	-	-	-	-	-	-	-	-	-	-	
Fantenberg	15	7	1	1	0	0	0	-	-	-	-	-	-	-	-	-	-	-	-	-	-	-	
Frolik	65	26	13	0	0	0	0	1	-	-	1	4	-	1	-	5	7	1	1	-	-	9	
Gaudreau	82	24	12	0	0	0	0	5	2	-	7	12	5	-	-	17	16	5	5	-	1	27	
Giordano	78	69	31	1	0	0	0	1	-	-	1	11	2	-	-	13	10	7	1	-	-	18	
Hamonic	69	33	14	1	0	0	0	1	-	-	1	1	-	-	-	1	2	-	-	-	-	2	
Hanifin	80	12	6	0	0	0	0	1	-	-	1	3	-	-	-	3	4	-	-	-	-	4	
Hathaway	76	56	18	2	0	0	1	1	-	-	1	-	-	-	-	-	3	-	-	-	-	3	
Jankowski	79	12	6	0	0	0	0	1	-	-	1	1	-	-	-	1	3	1	-	-	-	4	
Kylington	38	10	5	0	0	0	0	-	-	-	-	-	-	-	-	-	1	-	-	-	-	1	
Lazar	1	0	0	0	0	0	0	-	-	-	-	-	-	-	-	-	-	-	-	-	-	-	
Lindholm	81	20	9	0	0	0	0	3	-	-	3	8	3	-	-	11	13	6	1	-	-	20	
Lomborg	4	17	1	1	0	1	0	-	-	-	-	-	-	-	-	-	-	-	-	-	-	-	
Monahan	78	12	6	0	0	0	0	7	-	-	7	3	2	-	1	6	14	3	3	1	-	21	
Mangiapanne	44	12	6	0	0	0	0	-	-	-	-	-	-	-	-	-	1	-	-	-	-	1	
Neal	63	28	13	0	0	0	0	-	-	-	-	-	-	-	-	-	2	-	-	-	-	2	
Peluso	4	7	1	1	0	0	0	-	-	-	-	-	-	-	-	-	-	-	-	-	-	-	
Prout	20	8	4	0	0	0	0	-	-	-	-	-	-	-	-	-	-	-	-	-	-	-	
Quine	13	6	3	0	0	0	0	1	-	-	1	-	-	-	-	-	1	-	-	-	-	1	
Ryan	81	24	12	0	0	0	0	2	-	-	2	3	2	-	-	5	6	2	-	-	-	8	
Rychel	2	0	0	0	0	0	0	-	-	-	-	-	-	-	-	-	-	-	-	-	-	-	
Stone	14	10	5	0	0	0	0	-	-	-	-	1	-	-	-	1	1	-	-	-	-	1	
Tkachuk	80	62	21	2	1	0	0	5	1	-	6	5	2	2	-	9	9	2	5	1	-	17	
Valimaki	24	12	6	0	0	0	0	-	-	-	-	-	-	-	-	-	-	-	-	-	-	-	

2018-19 FLAMES RESULTS OVERALL

GOAL KEY: underline = power play goal, * = shorthanded goal, **bold italic** = GW shoot-out goal, **bold** = game-winning goal, **bold italic** = GW shoot-out goal, + = game-tying goal, \$ = empty net, # = penalty shot

OVERALL

GAME#	DAY	DATE	RESULT	RECORD	PTS	GF	GA	FLAMES GOALS BY #	SHOTS-CG/OPP	PP	PK	GOALIE	SAVES / SHOTS	SAVE %	ATTENDANCE	CONF. RANK
1	Wed.	Oct 3	CGY VAN	CGY	2-5 L	0	2	19, 23	35/23	0/7	1/1	Smith	18-22	.818	18,870	T-14
2	Sat.	Oct 6	CGY VAN	7-4 W	1-1 0-0	2	5	28, 5, 13, 23, 28, 27, 67, 67*	37/20	3/6	4/6	Smith	16-20	.800	18,688	6
3	Tue.	Oct 9	NSH CGY	3-0 W	2-1 0-0	4	12	26, 23, 23	27/43	2/4	4/4	Smith	43-43	1,000	17,209	4
4	Thur.	Oct 11	STL CGY	3-5 L	2-2 0-0	4	15	19, 10, 11	34/32	0/4	2/6	Smith/Rittich	27-32	.843	16,403	8
5	Sat.	Oct 13	COL CGY	3-2 (OT) W	3-2 0-0	6	18	93, 28, 13	41/26	0/4	0/3	Rittich	24-26	.923	17,334	6
6	Wed.	Oct 17	CGY BOS	5-2 W	4-3 0-0	8	26	67, 13, 8, 67, 19\$	41/26	0/4	4/4	Smith	24-26	.923	17,641	4
7	Fri.	Oct 19	CGY NSH	3-5 L	4-3 0-0	8	26	28, 19, 93	27/31	1/2	2/3	Smith	26-30	.867	18,725	6
8	Sun.	Oct 21	NVR CGY	4-1 W	5-3 0-0	10	30	13, 21, 13, 21	26/45	0/2	1/2	Rittich	44-45	.978	17,404	5
9	Tue.	Oct 23	MTL CGY	2-3 L	5-4 0-0	10	32	67, 28	23/40	0/5	3/5	Rittich	37-40	.925	21,028	8
10	Thur.	Oct 25	CGY PIT	1-9 L	5-5 0-0	10	33	18	39/36	0/3	0/2	Smith/Rittich	27-36	.750	17,834	10
11	Sat.	Oct 27	CGY WSH	3-4 (SO) L	5-5 0-1	11	36	24, 28, 19+	30/27	1/4	2/3	Smith	24-27	.889	17,832	10
12	Mon.	Oct 29	TOR CGY	3-1 W	6-5 0-1	13	39	23, 28, 67	34/25	1/3	2/3	Smith	24-25	.960	19,989	9
13	Tue.	Oct 30	BUF CGY	2-1 (OT) W	7-5 0-1	15	41	19+, 13	38/29	0/5	2/2	Rittich	28-29	.966	15,196	7
14	Thur.	Nov 1	CGY COL	6-5 W	8-5 0-1	17	47	11, 28, 23, 18, 5, 67	41/26	1/4	1/2	Smith	21-26	.808	17,147	3
15	Sat.	Nov 3	CGY CHI	5-3 W	9-5 0-1	19	52	23, 19, 23, 67, 11\$	37/16	1/4	2/3	Rittich	12-15	.800	18,313	3
16	Wed.	Nov 7	ANA CGY	2-3 L	9-6 0-1	19	54	19, 77*	39/24	1/3	3/3	Smith	21-24	.875	16,641	3
17	Sat.	Nov 10	LAK CGY	1-0 W	10-6 0-1	21	55	23	36/21	0/1	3/3	Rittich	21-21	1,000	18,230	3
18	Sun.	Nov 11	SJS CGY	1-3 L	10-7 0-1	21	56	24	30/29	0/0	3/3	Smith	26-28	.929	17,562	4
19	Thur.	Nov 15	CGY MTL	2-3 L	10-8 0-1	21	58	19, 19	45/22	1/1	2/2	Smith	19-22	.864	18,443	7
20	Sat.	Nov 17	CGY EDM	4-2 W	11-8 0-1	23	61	10, 23, 28, 28\$	37/26	1/6	2/3	Rittich	24-26	.923	19,289	5
21	Mon.	Nov 19	CGY VIK	7-2 W	12-8 0-1	25	69	19, 13, 23, 7, 23, 19, 93	32/22	3/6	1/2	Rittich	20-22	.909	17,635	4
22	Wed.	Nov 21	CGY WPG	6-3 W	13-8 0-1	27	75	29, 93, 19, 77, 13, 10\$	26/40	0/0	1/4	Rittich	37-40	.925	17,661	3
23	Fri.	Nov 23	VGK CGY	0-2 L	13-9 0-1	27	75	x	29/28	0/1	2/3	Rittich	26-28	.929	18,206	4
24	Sun.	Nov 25	ARI CGY	6-1 W	14-9 0-1	29	81	23, 55*, 77, 7*, 77*	27/29	1/5	4/4	Smith	28-29	.966	12,821	4
25	Wed.	Nov 28	CGY DAL	3-4 (OT) L	14-9 1-1	30	84	21, 13, 5	33/28	1/5	1/2	Rittich	24-28	.857	17,676	4
26	Fri.	Nov 30	CGY LAK	4-1 W	15-9 1-1	32	88	11, 13, 11\$, 23\$	37/14	1/3	1/1	Smith	13-14	.929	17,989	4
27	Sun.	Dec 2	CHI CGY	3-2 W	16-9 1-1	34	91	23, 28, 10	41/24	2/6	3/4	Smith	22-24	.917	21,074	4
28	Tue.	Dec 4	CBJ CGY	9-6 W	17-9 1-1	36	100	82	28/20	3/4	2/3	Rittich/Smith	22-28	.785	14,885	4
29	Thur.	Dec 6	CGY MIN	2-0 W	18-9 1-1	38	102	28, 28	20/31	0/2	5/5	Smith	31-31	1,000	17,690	3
30	Sat.	Dec 8	CGY NSH	5-2 W	19-9 1-1	40	107	58, 23, 21, 89, 26\$	25/27	0/2	1/1	Smith	27-27	.926	17,717	1
31	Sun.	Dec 9	EDM CGY	0-1 L	19-10 1-1	40	107	x	24/30	0/2	5/5	Rittich	29-30	.967	18,347	1
32	Wed.	Dec 12	CGY PHI	6-5 (OT) W	20-10 1-1	42	113	90	41/19	1/6	2/3	Smith/Rittich	14-19	.736	17,763	1
33	Sat.	Dec 15	MIN CGY	2-1 W	21-10 1-1	44	115	91	26/35	0/3	4/4	Rittich	34-35	.971	18,882	1
34	Sun.	Dec 16	STL CGY	7-2 W	22-10 1-1	46	122	19, 28*, 5, 89, 13, 13\$, 89	29/28	3/4	2/2	Rittich	26-28	.929	17,064	1
35	Tue.	Dec 18	DAL CGY	0-2 L	22-11 1-1	46	122	95	24/28	0/4	2/2	Rittich	26-28	.929	18,127	1
36	Thur.	Dec 20	CGY TBL	4-5 (SO) L	22-11 1-2	47	126	100	36/37	0/1	4/4	Rittich	32-36	.889	19,289	2
37	Sat.	Dec 22	CGY STL	1-3 L	22-12 1-2	47	127	103	29/27	1/4	1/2	Smith	24-27	.889	18,683	2
38	Thur.	Dec 27	WPG CGY	4-3 (OT) L	23-12 1-2	49	131	104	29/36	0/4	2/2	Rittich	35-36	.972	15,321	2
39	Sat.	Dec 29	CGY VAN	2-1 W	23-12 2-2	50	133	107	33/27	0/5	3/4	Rittich	24-27	.889	19,289	2
40	Mon.	Dec 31	CGY SJS	8-5 W	24-12 2-2	52	141	112	27/22	1/4	2/4	Rittich	28-33	.848	19,289	2
41	Wed.	Jan 2	DET CGY	5-3 W	25-12 2-2	54	146	115	35/32	2/5	1/1	Smith	29-32	.906	19,515	1
42	Thur.	Jan 3	BOS CGY	4-6 L	25-13 2-2	54	150	121	37/27	0/2	2/4	Smith	21-26	.808	17,565	1

2018-19 FLAMES RESULTS **OVERALL** CONTINUED

GAME#	DAY	DATE	HOME	AWAY	RESULT	RECORD	PTS	GF	GA	FLAMES GOALS BY#	DECIDING GOAL	SHOTS-CG/OPP	PP	PK	GOALIE	SAVES / SHOTS	SAVE %	ATTENDANCE	CONF. RANK
43	Sat.	Jan. 5	PHI	CGY	3-2 (OT) W	26-13-2-2	56	153	123	13, 19-4, 7	Brodie	32/34	0/2	3/4	Rittich	32-34	94.1	19,236	1
44	Mon.	Jan. 7	CHI	CGY	4-3 W	27-13-2-2	58	167	126	13, 23, 13, 21*	Hathaway	43/35	1/4	2/3	Rittich	32-35	91.4	21,036	1
45	Wed.	Jan. 9	CGY	COL	5-3 W	28-13-2-2	60	152	129	11, 77, 28, 67, 19	Frolik	32-35	1/4	4/4	Rittich	32-35	91.4	18,220	1
46	Fri.	Jan. 11	CGY	FLA	4-3 W	29-13-2-2	62	166	132	67, 5, 19, 23*	Monahan	24/27	1/1	1/2	Rittich	24-27	88.9	18,579	1
47	Sun.	Jan. 13	CGY	ARI	7-1 W	30-13-2-2	64	173	133	5, 23, 19, 13, 19, 5, 93	Monahan	26/23	0/1	2/3	Smith	22-23	95.7	17,849	1
48	Wed.	Jan. 16	CGY	BUF	3-4 (OT) L	30-13-3-2	65	176	137	13, 19, 55	Eichel	33/23	2/3	3/4	Rittich	19-23	82.6	18,286	1
49	Fri.	Jan. 18	CGY	DET	6-4 W	31-13-3-2	67	182	141	93, 23, 18, 5*, 93, 75	Bennett	36/35	3/3	4/5	Smith	31-35	88.6	19,289	1
50	Sat.	Jan. 19	EDM	CGY	5-2 W	32-13-3-2	69	187	143	13, 5, 58, 11, 23	Kylington	34/24	2/7	5/6	Rittich	22-24	91.7	13,347	1
51	Tue.	Jan. 22	CGY	CAR	3-2 (OT) W	33-13-3-2	71	190	145	58, 77, 11	Backlund	25/35	0/4	2/2	Rittich	33-35	94.3	18,508	1
52	Fri.	Feb. 1	WSH	CGY	3-4 L	33-14-3-2	71	193	149	11, 21, 28	Kuznetsov	30/40	0/2	3/4	Smith	36-40	90.0	18,506	1
53	Sun.	Feb. 3	CAR	CGY	4-3 W	34-14-3-2	73	197	152	28, 10, 21, 55	Hanfin	32/37	1/5	4/4	Rittich	34-37	91.9	12,621	1
54	Thur.	Feb. 7	CGY	SJS	2-5 L	34-15-3-2	73	199	157	77, 7	Herli	38/30	1/7	2/3	Smith/Rittich	25-30	83.3	18,748	1
55	Sat.	Feb. 9	VAN	CGY	3-4 (SO) L	34-15-3-3	74	202	161	28, 93, 88	Pettersson	47/25	0/5	5/5	Rittich	22-25	88.0	18,410	1
56	Tue.	Feb. 12	FLA	CGY	3-6 L	34-16-3-3	74	205	167	5, 23, 23	Cielli	44/32	2/4	2/4	Rittich	21-27	77.8	19,092	3
57	Thur.	Feb. 14	TBL	CGY	2-3 (SO) L	34-16-3-4	75	207	170	77, 28	Trocheck	42/32	0/4	1/4	Smith	30-32	93.8	10,198	1
58	Sat.	Feb. 16	PIT	CGY	5-4 W	35-16-3-4	77	212	174	88, 67, 27, 24, 93	Bennett	31/38	1/3	1/4	Smith	34-38	89.5	18,667	1
59	Mon.	Feb. 18	CGY	ARI	5-2 W	36-16-3-4	79	217	176	10, 5, 27, 67, 11*	Czarnik	29/33	0/2	2/3	Smith	27-29	93.1	18,985	1
60	Wed.	Feb. 20	CGY	NYI	4-2 W	37-16-3-4	81	221	178	11, 24, 27, 13	Czarnik	32/19	1/3	2/2	Smith	17-19	89.5	18,632	1
61	Fri.	Feb. 22	CGY	ANA	2-1 W	38-16-3-4	83	223	179	7, 88	Mangiavane	28/26	0/1	2/2	Smith	25-26	96.2	18,960	1
62	Sun.	Feb. 24	OTT	CGY	2-1 W	39-16-3-4	85	225	180	11, 27	Czarnik	35/23	0/3	3/3	Rittich	22-23	95.7	13,160	1
63	Tue.	Feb. 26	NYI	CGY	3-1 W	40-16-3-4	87	228	181	19, 11, 4	Backlund	27/27	1/5	4/4	Smith	26-27	96.3	13,097	1
64	Wed.	Feb. 27	NJD	CGY	2-1 W	41-16-3-4	89	230	182	28, 5	Giordano	35/20	1/4	2/2	Rittich	19-20	95.0	12,019	1
65	Sat.	Mar. 2	CGY	MIN	2-4 L	41-17-3-4	89	232	186	23, 24	Suter	37/23	0/3	2/2	Smith	19-23	82.6	19,289	1
66	Mon.	Mar. 4	CGY	TOR	2-6 L	41-18-3-4	89	234	192	19, 10	Hyman	37/32	1/1	1/2	Rittich	26-32	81.3	19,289	1
67	Wed.	Mar. 6	VKG	CGY	1-2 L	41-19-3-4	89	235	194	24	Engelland	34/28	0/3	3/4	Rittich	36-38	94.7	18,422	1
68	Thur.	Mar. 7	ARI	CGY	0-2 L	41-20-3-4	89	235	196	x	Keller	30/25	0/2	2/2	Smith	23-25	92.0	13,341	1
69	Sun.	Mar. 10	CGY	VKG	6-3 W	42-20-3-4	91	241	199	88, 11, 19, 11, 19, 19*	Backlund	35/28	1/2	2/2	Rittich	25-28	89.3	19,086	1
70	Tue.	Mar. 12	CGY	NJD	9-4 W	43-20-3-4	93	250	203	13, 88, 28, 10, 19*, 10, 13, 23, 19	Gaudreau	39/26	0/1	2/2	Rittich	22-26	84.6	18,529	2
71	Fri.	Mar. 15	CGY	NVR	5-1 W	44-20-3-4	95	255	204	13, 19, 21, 67, 19	Tkachuk	32/25	0/3	3/3	Rittich	24-25	96.0	18,956	1
72	Sat.	Mar. 16	WPG	CGY	1-2 L	44-21-3-4	95	256	206	77*	Perreault	28/21	0/3	3/4	Smith	19-21	90.5	15,321	1
73	Tue.	Mar. 19	CGY	CBJ	4-2 W	45-21-3-4	97	260	208	13, 88, 67, 19*	Frolik	31/33	0/1	2/3	Rittich	31-33	93.9	18,288	1
74	Thur.	Mar. 21	CGY	OTT	5-1 W	46-21-3-4	99	265	209	5*, 21, 88, 11, 19	Hathaway	36/19	0/2	3/3	Smith	18-19	94.7	18,793	1
75	Sat.	Mar. 23	VAN	CGY	3-1 W	47-21-3-4	101	268	213	5, 21, 88	Hathaway	36/19	0/4	1/2	Smith	27-28	96.4	18,685	1
76	Mon.	Mar. 25	CGY	LAK	0-3 L	47-22-3-4	101	268	215	x	Forbort	42/20	0/4	3/3	Smith	17-19	89.5	18,471	1
77	Wed.	Mar. 27	CGY	DAL	1-2 L	47-23-3-4	101	269	215	7	Heiskanen	36/23	0/2	0/2	Rittich	21-23	91.3	18,881	1
78	Fri.	Mar. 29	CGY	ANA	6-1 W	48-23-3-4	103	275	216	5, 23, 18, 10, 21, 23	Monahan	37/22	1/3	1/1	Smith	21-22	95.5	19,030	1
79	Sun.	Mar. 31	SJS	CGY	5-3 W	49-23-3-4	105	280	219	23, 77, 6, 11, 67	Backlund	28/15	0/6	2/2	Smith	12-15	80.0	17,313	1
80	Mon.	Apr. 1	LAK	CGY	7-2 W	50-23-3-4	107	287	221	10, 93, 13, 18, 10, 88, 77	Gaudreau	30/25	0/1	3/3	Rittich	23-25	92.0	18,117	1
81	Wed.	Apr. 3	ANA	CGY	1-3 L	50-24-3-4	107	288	224	10	Jones	26/32	0/5	2/2	Rittich	29-32	90.6	17,174	1
82	Sat.	Apr. 6	CGY	EDM	1-3 L	50-25-3-4	107	289	227	10	Chiasson	31/25	0/3	0/1	Smith	22-25	88.0	19,289	1

2018-19 FLAMES RESULTS HOME

GOAL KEY: underline = power play goal, * = shorthanded goal, **bold italic** = GW shoot-out goal, + = game-tying goal, \$ = empty net, # = penalty shot

GAME#	DAY	DATE	OPP	RESULT	RECORD	PTS	GF	GA	FLAMES GOALS	DECIDING GOAL	SHOTS - CGY/OPP	PP	PK	GOALS	SAVES / SHOTS	SAVE %	ATTENDANCE
1	Sat.	Oct. 6	VAN	7-4 W	1-0-0-0	2	7	4	28, 5, 13, 23, 28, 27, 5, 6*	Lindholm	37/20	3/6	4/6	Smith	16-20	.800	18,688
2	Wed.	Oct. 17	BOS	5-2 W	2-0-0-0	4	12	6	67, 13, 8, 67, 19\$	Valimaki	29/26	0/4	4/4	Smith	24-26	.923	17,641
3	Fri.	Oct. 19	NSH	3-5 L	2-1-0-0	4	15	11	28, 19, 93	Rinaldo	27/31	1/2	2/3	Smith	26-30	.867	18,725
4	Thur.	Oct. 25	PIT	1-9 L	2-2-0-0	4	16	20	18	Hockstrost	39/36	0/3	0/2	Smith/Rittich	27-36	.750	17,834
5	Sat.	Oct. 27	WSH	3-4 (SO) L	2-2-0-1	5	19	24	24, 28, 19+	Backstrom	30/27	1/4	2/3	Smith	24-27	.889	17,832
6	Thur.	Nov. 1	COL	6-5 W	3-2-0-1	7	25	29	11, 28, 23, 18, 5, 67	Frolik	37/26	1/4	1/2	Smith	21-26	.808	17,317
7	Sat.	Nov. 3	CHI	5-3 W	4-2-0-1	9	30	32	23, 19, 23, 67, 11\$*	Frolik	41/15	1/4	2/3	Rittich	12-15	.800	18,143
8	Thur.	Nov. 15	MTL	2-3 L	4-3-0-1	9	32	35	19, 19	Lehkonen	45/22	1/1	2/2	Smith	19-22	.864	18,443
9	Sat.	Nov. 17	EDM	4-2 W	5-3-0-1	11	36	37	10, 23, 28, 28\$	Lindholm	37/26	3/6	1/2	Rittich	24-26	.923	19,289
10	Mon.	Nov. 19	VGK	7-2 W	6-3-0-1	13	43	39	19, 13, 23, 7, 23, 19, 93	Monahan	32/22	3/6	1/2	Rittich	20-22	.909	17,635
11	Wed.	Nov. 21	WPG	6-3 W	7-3-0-1	15	49	42	29, 93, 19, 77, 13, 10\$	Jankowski	28/40	0/0	1/4	Rittich	37-40	.925	17,661
12	Wed.	Nov. 28	DAL	3-4 (OT) L	7-3-1-1	16	52	46	21, 13, 5	Seguin	33/28	1/5	1/2	Rittich	24-28	.857	17,676
13	Fri.	Nov. 30	LAK	4-1 W	8-3-1-1	18	56	47	11, 13, 15, 23\$	Gaudreau	37/14	1/3	1/1	Smith	13-14	.929	17,989
14	Thur.	Dec. 6	MIN	2-0 W	9-3-1-1	20	58	47	28, 28	Lindholm	20/31	0/2	5/5	Smith	31-31	1,000	17,690
15	Sat.	Dec. 8	NSH	5-2 W	10-3-1-1	22	63	54	58, 23, 21, 89, 28\$	Hathaway	28/27	0/2	1/1	Smith	27-27	.926	17,717
16	Wed.	Dec. 12	PHI	6-5 (OT) W	11-3-1-1	24	69	54	93, 5, 23, 5, 23+, 13	Gaudreau	41/19	1/6	2/3	Smith/Rittich	14-19	.736	17,763
17	Thur.	Dec. 20	TBL	4-5 (SO) L	11-3-1-2	25	73	59	19, 23, 11, 13+	Miller	36/37	0/1	4/4	Rittich	32-36	.889	19,289
18	Sat.	Dec. 22	STL	1-3 L	11-4-1-2	25	74	62	19	Bozak	29/27	1/4	1/2	Smith	24-27	.889	18,683
19	Sat.	Dec. 29	VAN	2-3 (OT) L	11-4-2-2	26	76	65	77, 7, 24*	Eder	33/27	0/5	3/4	Rittich	24-27	.889	19,289
20	Mon.	Dec. 31	SJS	8-5 W	12-4-2-2	28	84	70	11, 19, 19, 28, 18, 13, 13	Neal	27/22	1/4	2/4	Rittich	28-33	.848	19,289
21	Wed.	Jan. 9	COL	5-3 W	13-4-2-2	30	89	73	11, 77, 28, 67, 19	Frolik	16/35	1/2	4/4	Rittich	32-35	.914	18,220
22	Fri.	Jan. 11	FLA	4-3 W	14-4-2-2	32	93	76	67, 5, 19, 28\$	Monahan	24/27	1/1	1/2	Rittich	24-27	.889	18,579
23	Sun.	Jan. 13	ARI	7-1 W	15-4-2-2	34	100	77	5, 23, 19, 13, 19, 5, 93	Monahan	26/23	0/1	2/3	Smith	22-23	.957	17,849
24	Wed.	Jan. 16	BUF	4-4 (OT) L	15-4-3-2	35	103	81	13, 19, 55	Eichel	33/23	2/3	3/3	Rittich	19-23	.826	18,286
25	Fri.	Jan. 18	DET	6-4 W	16-4-3-2	37	109	85	93, 23, 18, 5*, 93, 7\$	Bennett	36/35	3/3	4/5	Smith	31-35	.886	19,289
26	Tue.	Jan. 22	CAR	3-2 (OT) W	17-4-3-2	39	112	87	58, 77, 11	Backlund	29/35	0/4	2/2	Rittich	33-35	.943	18,508
27	Thur.	Feb. 7	SJS	2-5 L	17-5-3-2	39	114	92	77, 7	Hertl	36/30	1/7	2/3	Smith/Rittich	25-30	.833	18,748
28	Mon.	Feb. 18	ARI	5-2 W	18-5-3-2	41	119	94	10, 5, 27, 67, 11\$	Czarnik	29/33	0/2	2/3	Smith	27-29	.931	18,985
29	Wed.	Feb. 20	NYI	4-2 W	19-5-3-2	43	123	96	11, 24, 27, 13	Czarnik	32/19	1/3	2/2	Smith	17-19	.895	18,632
30	Fri.	Feb. 22	ANA	2-1 W	20-5-3-2	45	125	97	7, 88	Mangiapane	28/26	0/1	2/2	Smith	25-26	.962	18,960
31	Sat.	Mar. 2	MIN	2-4 L	20-6-3-2	45	127	101	23, 24	Suter	37/23	0/3	2/2	Smith	24-25	.826	19,289
32	Mon.	Mar. 4	TOR	2-6 L	20-7-3-2	45	129	107	19, 10	Hyman	37/32	1/1	1/2	Rittich	26-32	.813	19,289
33	Sun.	Mar. 10	VGK	6-3 W	21-7-3-2	47	135	110	88, 11, 19, 11, 19, 19\$	Backlund	35/28	1/2	2/2	Rittich	25-28	.893	19,086
34	Fri.	Mar. 12	NJD	9-4 W	22-7-3-2	49	144	114	13, 83, 28, 10, 18*, 10, 13, 28, 19	Gaudreau	39/26	0/3	3/2	Rittich	22-26	.846	18,529
35	Thu.	Mar. 15	NYR	23-7-3-2	51	149	115	13, 19, 21, 67, 19	Tkachuk	32/25	0/3	3/3	Rittich	24-25	.960	18,956	
36	Tue.	Mar. 19	CBJ	4-2 W	24-7-3-2	53	153	117	13, 88, 67, 19\$	Frolik	31/33	0/1	2/3	Rittich	31-33	.939	18,288
37	Thur.	Mar. 21	OTT	5-1 W	25-7-3-2	55	158	118	5*, 21, 88, 11, 19	Hathaway	36/19	0/2	3/3	Smith	18-19	.947	18,793
38	Mon.	Mar. 25	LAK	0-3 L	25-8-3-2	55	158	121	Forbort	42/20	0/4	3/3	Smith	17-19	.895	18,471	
39	Wed.	Mar. 27	DAL	1-2 L	25-9-3-2	55	159	123	x	Heiskanen	36/23	0/2	0/2	Rittich	21-23	.913	18,881
40	Fri.	Mar. 29	ANA	6-1 W	26-9-3-2	57	165	124	5, 23, 18, 10, 21, 23	Monahan	37/22	1/3	1/1	Smith	21-22	.955	19,030
41	Sat.	Apr. 6	EDM	1-3 L	26-10-3-2	57	166	127	10	Chasson	31/25	0/3	0/1	Smith	22-25	.880	19,289

2018-19 FLAMES RESULTS ROAD

GOAL KEY: underline = power play goal, * = shorthanded goal, **bold italic** = GW shoot-out goal, **bold** = game-winning goal, **bold italic** = GW shoot-out goal, \$ = empty net, # = penalty shot

GAME#	DAY	DATE	OPP	RESULT	RECORD	PTS	GF	GA	FLAMES GOALS BY #	DECIDING GOAL	SHOTS - CSVY/OPP	PP	PK	GOALS	SAVES / SHOTS	SAVE %	ATTENDANCE
1	Wed.	Oct. 3	VAN	2-5 L	0-1-0-0	0	2	5	19, 23, 23	Leipso	35/23	0/7	1/1	Smith	18-22	.818	18,870
2	Tue.	Oct. 9	NSH	3-0 W	1-1-0-0	2	5	5	28 , 23, 23	Lindholm	27/43	2/4	4/4	Smith	43-43	1.000	17,209
3	Thur.	Oct. 11	STL	3-5 L	2-2-0-0	2	8	10	18, 10, 11	Perron	34/32	0/4	2/6	Smith/Rittich	27-32	.843	16,403
4	Sat.	Oct. 13	COL	3-2 (OT) W	1-2-0-0	4	11	12	93, 28, 13	Gaudreau	41/26	0/4	0/3	Rittich	24-26	.923	17,334
5	Sun.	Oct. 21	NVR	3-2-0-0	3-2-0-0	6	15	13	13, 21, 13, 21	Hathaway	26/45	0/2	1/2	Rittich	44-45	.978	17,404
6	Tue.	Oct. 23	MTL	2-3 L	3-3-0-0	6	17	16	67, 28	Drouin	23/40	0/5	3/5	Rittich	37-40	.925	21,028
7	Mon.	Oct. 29	TOR	3-1 W	4-3-0-0	8	20	17	23 , 28 , 67	Lindholm	34/25	1/3	2/3	Smith	24-25	.960	18,989
8	Tue.	Oct. 30	BUF	2-1 (OT) W	5-3-0-0	10	22	18	19+, 13	Gaudreau	38/29	0/5	2/2	Rittich	28-29	.966	15,196
9	Wed.	Nov. 7	LAK	5-4-0-0	10	24	21	21	39, 24	Getzlaf	39/24	1/3	3/3	Smith	21-24	.975	16,461
10	Sat.	Nov. 10	LAK	1-0 W	6-4-0-0	12	25	21	19 , 77*	Hamonic	36/21	0/1	3/3	Rittich	21-21	1.000	18,230
11	Sun.	Nov. 11	SJS	1-3 L	6-5-0-0	12	26	24	23	Donskoi	30/29	0/0	0/3	Smith	26-28	.929	17,562
12	Fri.	Nov. 23	VGR	0-2 L	6-6-0-0	12	26	27	x	Tuch	29/28	1/1	2/3	Rittich	26-28	.929	18,206
13	Sun.	Nov. 25	ARI	6-1 W	7-6-0-0	14	32	27	23 , 55* , 77* , 77*	Hanifin	27/29	1/5	4/4	Smith	28-29	.966	12,821
14	Sun.	Dec. 2	CHI	3-2 W	8-6-0-0	16	35	29	23 , 28 , 10	Ryan	41/24	2/6	3/4	Smith	22-24	.917	21,074
15	Tue.	Dec. 4	CBJ	9-6 W	9-6-0-0	18	44	35	19, 28*, 5, 89, 13, 138, 89	Monahan	28/20	3/4	2/3	Rittich/Smith	22-28	.785	14,885
16	Sun.	Dec. 9	EDM	0-1 L	9-7-0-0	18	44	36	x	McDavid	29/30	0/2	5/5	Rittich	29-30	.967	18,347
17	Sat.	Dec. 15	MIN	2-1 W	10-7-0-0	20	46	37	5 , 19	Tkachuk	26/35	0/3	4/4	Rittich	34-35	.971	18,882
18	Sun.	Dec. 16	STL	7-2 W	11-7-0-0	22	53	39	19 , 28* , 5 , 89 , 13 , 138 , 89	Giordano	29/28	3/4	2/2	Rittich	26-28	.929	17,064
19	Tue.	Dec. 18	DAL	0-2 L	11-8-0-0	22	53	41	x	Benin	24/28	0/4	2/2	Rittich	26-28	.929	18,127
20	Thur.	Dec. 27	WPG	4-1 W	12-8-0-0	24	57	42	13 , 13 , 77* , 13 \$	Gaudreau	29/36	0/4	2/2	Rittich	35-36	.972	15,321
21	Wed.	Jan. 2	DET	5-3 W	13-8-0-0	26	62	45	23 , 7 , 28 , 13 , 67 \$	Gaudreau	35/32	2/5	1/1	Smith	29-32	.906	19,515
22	Thur.	Jan. 3	BOS	4-6 L	13-9-0-0	26	66	51	67* , 28 , 13 , 11	DeBruk	37/27	0/2	2/4	Smith	21-26	.808	17,565
23	Sat.	Jan. 5	PHI	3-2 (OT) W	14-9-0-0	28	69	53	13, 19+, 7	Brodie	32/34	0/2	3/4	Rittich	32-34	.941	19,236
24	Mon.	Jan. 7	CHI	4-3 W	15-9-0-0	30	73	56	13 , 23 , 13 , 21* \$	Hathaway	43/35	1/4	2/3	Rittich	32-35	.914	21,036
25	Sat.	Jan. 19	EDM	5-2 W	16-9-0-0	32	78	58	13 , 5 , 58 , 11 , 23	Kyllington	30/40	0/2	5/6	Rittich	22-24	.917	18,347
26	Fri.	Feb. 1	WSH	3-4 L	17-10-0-0	32	81	62	11, 21, 28	Kuznetsov	34/24	0/2	3/4	Smith	36-40	.900	18,506
27	Sun.	Feb. 3	CAR	4-3 W	16-10-0-0	34	85	65	28 , 10 , 21 , 55	Hanifin	32/37	1/5	4/4	Rittich	34-37	.919	12,621
28	Sat.	Feb. 9	VAN	3-4 (SO) L	17-10-0-1	35	88	69	28 , 93 , 88	Petersson	47/25	0/5	5/5	Rittich	22-25	.880	18,410
29	Tue.	Feb. 12	TBL	3-6 L	17-11-0-1	35	91	75	5 , 23 , 23	Cirelli	22/27	2/4	2/4	Rittich	21-27	.778	19,092
30	Thur.	Feb. 14	FLA	2-3 (SO) L	17-11-0-2	36	93	78	77 , 28	Trocheck	43/32	0/4	1/1	Smith	30-32	.938	10,198
31	Sat.	Feb. 16	PIT	5-4 W	18-11-0-2	38	98	82	88 , 67 , 27 , 24 , 93	Bennett	31/38	1/3	1/4	Smith	34-38	.895	18,667
32	Sun.	Feb. 24	OTT	2-1 W	19-11-0-2	40	100	83	11 , 27	Czarnik	35/23	0/3	3/3	Rittich	22-23	.957	13,160
33	Tue.	Feb. 26	NYI	3-1 W	20-11-0-2	42	103	84	19 , 11 , 4	Backlund	27/27	1/5	4/4	Smith	26-27	.963	13,097
34	Wed.	Feb. 27	NJD	2-1 W	21-11-0-2	44	105	85	28 , 5	Giordano	35/20	1/4	2/2	Rittich	19-20	.950	12,019
35	Wed.	Mar. 6	VGR	1-2 L	21-12-0-2	44	106	87	24	Engelland	34/28	0/3	3/4	Rittich	36-38	.947	18,422
36	Thur.	Mar. 7	ARI	0-2 L	21-13-0-2	44	106	89	x	Keller	30/25	0/2	2/2	Smith	23-25	.920	13,341
37	Sat.	Mar. 16	WPG	1-2 L	21-14-0-2	44	107	91	77*	Perreault	28/21	0/3	3/4	Smith	19-21	.905	15,321
38	Sat.	Mar. 23	VAN	3-1 W	22-14-0-2	46	110	92	5 , 21 , 88	Hathaway	31/28	0/4	1/2	Smith	27-28	.964	18,665
39	Sun.	Mar. 31	SJS	5-3 W	23-14-0-2	48	115	95	23 , 77 , 6 , 11 , 67	Backlund	30/25	0/6	2/2	Smith	12-15	.800	17,313
40	Mon.	Apr. 1	LAK	7-2 W	24-14-0-2	50	122	97	10 , 93 , 13 , 18 , 10 , 88 , 77	Gaudreau	30/25	0/1	3/3	Rittich	23-25	.920	18,117
41	Wed.	Apr. 3	ANA	1-3 L	24-15-0-2	50	123	100	10	Jones	26/32	0/5	2/2	Rittich	29-32	.906	17,174

2019 STANLEY CUP RESULTS

WESTERN CONFERENCE

QUARTER FINALS

- (WC2) Colorado defeated (1) CALGARY 4-1
- (2) San Jose defeated (3) Vegas 4-3
- (WC1) Dallas defeated (1) Nashville 4-2
- (3) St. Louis defeated (2) Winnipeg 4-2

SEMI-FINALS

- (2) San Jose defeated (WC2) Colorado 4-3
- (3) St. Louis defeated (WC1) Dallas 4-3

FINALS

- (3) St. Louis defeated (2) San Jose 4-2

EASTERN CONFERENCE

QUARTER FINALS

- (WC2) Columbus defeated (1) Tampa Bay 4-0
- (2) Boston defeated (3) Toronto 4-3
- (WC1) Carolina defeated (1) Washington 4-3
- (2) New York Is. defeated (3) Pittsburgh 4-0

SEMI-FINALS

- (2) Boston defeated (WC2) Columbus 4-2
- (WC1) Carolina defeated (2) New York Is. 4-0

FINALS

- (2) Boston defeated (WC1) Carolina 4-0

2019 STANLEY CUP FINALS

- (3) St. Louis defeated (2) Boston 4-3

DIVISIONAL ALIGNMENT



WESTERN CONFERENCE

PACIFIC DIVISION

- Anaheim Ducks
- Arizona Coyotes
- CALGARY FLAMES
- Edmonton Oilers
- Los Angeles Kings
- San Jose Sharks
- Vancouver Canucks
- Vegas Golden Knights

CENTRAL DIVISION

- Chicago Blackhawks
- Colorado Avalanche
- Dallas Stars
- Minnesota Wild
- Nashville Predators
- St. Louis Blues
- Winnipeg Jets



EASTERN CONFERENCE

ATLANTIC DIVISION

- Boston Bruins
- Buffalo Sabres
- Detroit Red Wings
- Florida Panthers
- Montreal Canadiens
- Ottawa Senators
- Tampa Bay Lightning
- Toronto Maple Leafs

METROPOLITAN DIVISION

- Carolina Hurricanes
- Columbus Blue Jackets
- New Jersey Devils
- New York Islanders
- New York Rangers
- Philadelphia Flyers
- Pittsburgh Penguins
- Washington Capitals



TEAM vs TEAM

FLAMES VS ANAHEIM DUCKS



ALL-TIME: 42-52-7-8

SINCE CALGARY: 42-52-7-8

LAST WIN: March 29, 2019 Flames 6 vs. Ducks 1

DATE	TEAMS	ATTENDANCE	WINNING GOAL	GOALTENDERS
Nov. 7, 2018	FLAMES 2 AT Ducks 3	16,461	Ryan Getzlaf	Smith vs Miller
Feb. 22, 2019	Ducks 1 AT FLAMES 2	18,960	Andrew Mangiapane	Smith vs Miller
Mar. 29, 2019	Ducks 1 AT FLAMES 6	19,030	Sean Monahan	Smith vs Miller
Apr. 3, 2019	FLAMES 1 AT Ducks 3	17,174	Max Jones	Rittich vs Miller

HEAD TO HEAD	GP	W	L	OTL	SOL	PTS	GF	GA	PPG	SHG	PIM
FLAMES	4	2	2	0	0	4	11	8	2	1	16
Ducks	4	2	2	0	0	4	8	11	0	0	24

GOALS AND SHOTS BY PERIODS	1st	2nd	3rd	OT	TOTAL
FLAMES	3 - 33	3 - 55	5 - 42	0 - 0	11 - 130
Ducks	5 - 38	2 - 45	1 - 21	0 - 0	8 - 104

FLAMES	GP	G	A	P	+/-	PIM	PP	SH	EN
Sean Monahan	3	2	2	4	2	0	0	0	0
Derek Ryan	4	2	1	3	3	2	0	0	0
T.J. Brodie	3	1	2	3	0	0	0	0	0
Mark Giordano	3	1	1	2	0	0	0	0	0
Austin Czarnik	4	0	2	2	-2	0	0	0	0
Johnny Gaudreau	4	0	2	2	2	0	0	0	0
Elias Lindholm	3	0	2	2	0	0	0	0	0
Mark Jankowski	4	1	0	1	-1	0	0	1	0
Matthew Tkachuk	4	1	0	1	-2	4	1	0	0
Garnet Hathaway	3	1	0	1	3	0	0	0	0
Andrew Mangiapane	3	1	0	1	2	0	0	0	0
James Neal	3	1	0	1	0	0	1	0	0
Rasmus Andersson	4	0	1	1	0	0	0	0	0
Mikael Backlund	4	0	1	1	-3	2	0	0	0
Travis Hamonic	3	0	1	1	-1	2	0	0	0
Noah Hanifin	3	0	1	1	1	2	0	0	0
Dalton Prout	3	0	1	1	0	0	0	0	0
Michael Frolik	4	0	0	0	-2	2	0	0	0
Sam Bennett	2	0	0	0	-1	0	0	0	0
Juuso Valimaki	2	0	0	0	1	0	0	0	0
Dillon Dube	1	0	0	0	-1	0	0	0	0
Oscar Fantenberg	1	0	0	0	0	0	0	0	0
Oliver Kyllington	1	0	0	0	-2	0	0	0	0
Anthony Peluso	1	0	0	0	-1	0	0	0	0
Alan Quine	1	0	0	0	0	0	0	0	0
Michael Stone	1	0	0	0	1	2	0	0	0

GOALTENDERS	GP	MP	SO	GA	SA	SV	GAA	SV %
Mike Smith (2-1-0)	3	177	0	5	72	67	1.69	.931
David Rittich (0-1-0)	1	58	0	3	32	29	3.09	.906

DUCKS	GP	G	A	P	+/-	PIM	PP	SH	EN
Carter Rowney	3	0	3	3	2	0	0	0	0
Ryan Getzlaf	2	2	0	2	2	0	0	0	0
Jakob Silfverberg	4	1	1	2	1	0	0	0	0
Derek Grant	3	1	1	2	0	2	0	0	0
Rickard Rakell	4	0	2	1	2	0	0	0	0
Adam Henrique	4	1	0	1	-1	0	0	0	0
Max Jones	3	1	0	1	-1	2	0	0	0
Sam Steel	2	1	0	1	-2	0	0	0	0
Andy Welinski	2	1	0	1	-2	0	0	0	0
Cam Fowler	4	0	1	1	1	2	0	0	0
Jacob Larsson	3	0	1	1	2	4	0	0	0
Josh Manson	2	0	1	1	2	0	0	0	0
Pontus Aberg	1	0	1	1	0	0	0	0	0
Andrew Cogliano	1	0	1	1	1	0	0	0	0
Hampus Lindholm	4	0	0	0	1	0	0	0	0
Jaycob Megna	3	0	0	0	-2	0	0	0	0
Corey Perry	3	0	0	0	-2	0	0	0	0
Devin Shore	3	0	0	0	0	2	0	0	0
Korbinian Holzer	2	0	0	0	-1	0	0	0	0
Ryan Kesler	2	0	0	0	0	0	0	0	0
Brandon Montour	2	0	0	0	-3	0	0	0	0
Nick Ritchie	2	0	0	0	0	2	0	0	0
Kiefer Sherwood	2	0	0	0	-3	2	0	0	0
Daniel Sprong	2	0	0	0	-3	2	0	0	0
Troy Terry	2	0	0	0	0	0	0	0	0
Sam Carrick	1	0	0	0	0	0	0	0	0
Michael Del Zotto	1	0	0	0	1	0	0	0	0
Patrick Eaves	1	0	0	0	0	0	0	0	0
Brian Gibbons	1	0	0	0	0	0	0	0	0
Isac Lundestrom	1	0	0	0	1	0	0	0	0
Marcus Pettersson	1	0	0	0	0	2	0	0	0
Ben Street	1	0	0	0	0	2	0	0	0

GOALTENDERS	GP	MP	SO	GA	SA	SV	GAA	SV %
Ryan Miller (2-2-0)	4	238	0	11	130	119	2.77	.915

	POWER PLAY			PENALTY KILLING		
	PPG	ADV	%	PK	ADV	%
FLAMES	2	12	16.7	8	8	100.0
Ducks	0	8	0.0	10	12	83.3

FLAMES VS ARIZONA COYOTES



ALL-TIME: 97-76-20-7

SINCE CALGARY: 93-67-20-7

LAST WIN: February 18, 2019 Flames 5 vs. Coyotes 2

DATE	TEAMS	ATTENDANCE	WINNING GOAL	GOALTENDERS
Nov. 25, 2018	FLAMES 6 AT Coyotes 1	12,821	Noah Hanifin	Smith vs Raanta, Hill
Jan. 13, 2019	Coyotes 1 AT FLAMES 7	17,849	Sean Monahan	Smith vs Hill
Feb. 18, 2019	Coyotes 2 AT FLAMES 5	18,985	Austin Czarnik	Smith vs Pickard
Mar. 7, 2019	FLAMES 0 AT Coyotes 2	13,341	Clayton Keller	Smith vs Kuemper

HEAD TO HEAD	GP	W	L	OTL	SOL	PTS	GF	GA	PPG	SHG	PIM
FLAMES	4	3	1	0	0	6	18	6	1	3	24
Coyotes	4	1	3	0	0	2	6	18	2	0	20

GOALS AND SHOTS BY PERIODS	1st	2nd	3rd	OT	TOTAL
FLAMES	5 - 38	6 - 40	7 - 38	0 - 0	18 - 116
Coyotes	1 - 36	3 - 38	2 - 33	0 - 0	6 - 107

FLAMES	GP	G	A	P	+/-	PIM	PP	SH	EN
Mark Giordano	4	3	4	7	10	2	0	0	0
Mikael Backlund	4	1	4	5	5	6	0	0	1
Derek Ryan	4	1	3	4	3	0	0	0	0
T.J. Brodie	3	1	3	4	9	0	0	1	0
Michael Frolik	3	1	3	4	6	0	0	0	0
Mark Jankowski	4	2	1	3	1	2	0	1	0
Sean Monahan	4	2	1	3	5	0	0	0	0
Matthew Tkachuk	4	2	1	3	3	2	0	0	0
Johnny Gaudreau	4	1	2	3	5	0	0	0	0
Elias Lindholm	4	0	3	3	6	2	0	0	0
Noah Hanifin	4	2	0	2	1	0	1	1	0
Sam Bennett	4	1	1	2	0	2	0	0	0
Rasmus Andersson	4	0	2	2	3	0	0	0	0
James Neal	2	0	2	2	1	0	0	0	0
Austin Czarnik	3	1	0	1	-2	2	0	0	0
Garnet Hathaway	4	0	1	1	2	4	0	0	0
Andrew Mangiapane	3	0	1	1	1	2	0	0	0
Dillon Dube	1	0	1	1	0	0	0	0	0
Travis Hamonic	3	0	0	0	-1	0	0	0	0
Oliver Kyllington	3	0	0	0	2	0	0	0	0
Dalton Prout	2	0	0	0	2	0	0	0	0
Oscar Fantenberg	1	0	0	0	0	0	0	0	0

COYOTES	GP	G	A	P	+/-	PIM	PP	SH	EN
Clayton Keller	4	2	0	2	-4	4	0	0	0
Jakob Chychrun	4	1	1	2	-6	2	0	0	0
Jordan Oesterle	3	1	0	1	-3	0	1	0	0
Conor Garland	2	1	0	1	1	0	0	0	0
Jordan Weal	2	1	0	1	-4	0	1	0	0
Nick Cousins	4	0	1	1	-2	4	0	0	0
Oliver Ekman-Larsson	4	0	1	1	-5	0	0	0	0
Alex Galchenyuk	4	0	1	1	-6	0	0	0	0
Alex Goligoski	4	0	1	1	-8	2	0	0	0
Derek Stepan	3	0	1	1	-4	2	0	0	0
Christian Dvorak	1	0	1	1	2	0	0	0	0
Lawson Crouse	4	0	0	0	-3	0	0	0	0
Christian Fischer	4	0	0	0	-7	0	0	0	0
Vinnie Hinostroza	4	0	0	0	-4	0	0	0	0
Niklas Hjalmarsson	4	0	0	0	-3	2	0	0	0
Josh Archibald	3	0	0	0	-3	2	0	0	0
Mario Kempe	3	0	0	0	-1	0	0	0	0
Ilya Lyubushkin	3	0	0	0	0	0	0	0	0
Richard Panik	3	0	0	0	-2	0	0	0	0
Brad Richardson	3	0	0	0	-2	0	0	0	0
Michael Grabner	2	0	0	0	-1	0	0	0	0
Kevin Connauton	1	0	0	0	0	0	0	0	0
Jason Demers	1	0	0	0	0	0	0	0	0
Brendan Perlini	1	0	0	0	0	2	0	0	0
Dylan Strome	1	0	0	0	-1	0	0	0	0

GOALTENDERS	GP	MP	SO	GA	SA	SV	GAA	SV %
Mike Smith (3-1-0)	4	236	0	6	107	101	1.53	.944

GOALTENDERS	GP	MP	SO	GA	SA	SV	GAA	SV %
Darcy Kuemper (1-0-0)	1	60	1	0	30	30	0.00	1.000
Calvin Pickard (0-1-0)	1	59	0	4	32	28	4.09	.875
Antti Raanta (0-1-0)	1	44	0	6	26	20	8.17	.769
Adin Hill (0-1-0)	2	76	0	7	27	20	5.53	.741

	POWER PLAY			PENALTY KILLING		
	PPG	ADV	%	PK	ADV	%
FLAMES	1	10	10.0	10	12	83.3
Coyotes	2	12	16.7	9	10	90.0

FLAMES VS BOSTON BRUINS



ALL-TIME: 38-60-10-1

SINCE CALGARY: 29-34-8-1

LAST WIN: October 17, 2018 Flames 5 vs. Bruins 2

DATE	TEAMS	ATTENDANCE	WINNING GOAL	GOALTENDERS
Oct. 17, 2018	Bruins 2 AT FLAMES 5	17,641	Juuso Valimaki	Smith vs Rask
Jan. 3, 2019	FLAMES 4 AT Bruins 6	17,565	Jake DeBrusk	Smith vs Halak

HEAD TO HEAD	GP	W	L	OTL	SOL	PTS	GF	GA	PPG	SHG	PIM
FLAMES	2	1	1	0	0	2	9	8	0	1	16
Bruins	2	1	1	0	0	2	8	9	2	0	16

GOALS AND SHOTS BY PERIODS	1st	2nd	3rd	OT	TOTAL
FLAMES	4 - 25	2 - 19	3 - 22	0 - 0	9 - 66
Bruins	2 - 19	3 - 19	3 - 15	0 - 0	8 - 53

FLAMES	GP	G	A	P	+/-	PIM	PP	SH	EN
Michael Frolik	2	3	0	3	5	2	0	1	0
Johnny Gaudreau	2	2	1	3	0	0	0	0	0
Mikael Backlund	2	1	2	3	2	2	0	0	0
Noah Hanifin	2	0	3	3	1	0	0	0	0
Matthew Tkachuk	2	1	1	2	1	0	0	0	1
Mark Jankowski	2	0	2	2	0	0	0	0	0
Sean Monahan	2	0	2	2	0	0	0	0	0
Michael Stone	1	0	2	2	0	2	0	0	0
Elias Lindholm	2	1	0	1	0	6	0	0	0
Juuso Valimaki	1	1	0	1	0	0	0	0	0
Rasmus Andersson	2	0	1	1	0	0	0	0	0
Mark Giordano	2	0	1	1	4	0	0	0	0
Sam Bennett	2	0	0	0	1	0	0	0	0
T.J. Brodie	2	0	0	0	2	2	0	0	0
Austin Czarnik	2	0	0	0	-2	0	0	0	0
Garnet Hathaway	2	0	0	0	-1	2	0	0	0
James Neal	2	0	0	0	0	0	0	0	0
Derek Ryan	2	0	0	0	1	0	0	0	0
Travis Hamonic	1	0	0	0	1	0	0	0	0
Oliver Kylington	1	0	0	0	-2	0	0	0	0

BRUINS	GP	G	A	P	+/-	PIM	PP	SH	EN
Patrice Bergeron	2	1	3	4	1	2	0	0	0
Brad Marchand	2	3	0	3	-1	2	0	0	1
David Pastrnak	2	1	2	3	-1	0	1	0	0
David Krejci	2	0	3	3	0	0	0	0	0
Jake DeBrusk	2	2	0	2	-1	2	0	0	0
Torey Krug	1	0	2	2	-1	0	0	0	0
John Moore	2	1	0	1	-1	2	1	0	0
Ryan Donato	2	0	1	1	-1	2	0	0	0
Matt Grzelcyk	2	0	1	1	-2	0	0	0	0
Jakob Forsbacka Karlsson	1	0	1	1	0	0	0	0	0
Noel Acciari	2	0	0	0	-3	0	0	0	0
Brandon Carlo	2	0	0	0	2	0	0	0	0
Zdeno Chara	2	0	0	0	1	2	0	0	0
Sean Kuraly	2	0	0	0	-2	0	0	0	0
Kevan Miller	2	0	0	0	-2	0	0	0	0
Chris Wagner	2	0	0	0	-2	0	0	0	0
David Backes	1	0	0	0	-1	0	0	0	0
Anders Bjork	1	0	0	0	0	0	0	0	0
Colby Cave	1	0	0	0	0	0	0	0	0
Danton Heinen	1	0	0	0	0	0	0	0	0
Charlie McAvoy	1	0	0	0	-1	2	0	0	0
Joakim Nordstrom	1	0	0	0	-1	0	0	0	0

GOALTENDERS	GP	MP	SO	GA	SA	SV	GAA	SV %
Mike Smith (1-1-0)	2	120	0	7	52	45	3.51	.865

GOALTENDERS	GP	MP	SO	GA	SA	SV	GAA	SV %
Jaroslav Halak (1-0-0)	1	60	0	4	37	33	4.00	.892
Tuukka Rask (0-1-0)	1	59	0	4	28	24	4.09	.857

	POWER PLAY			PENALTY KILLING		
	PPG	ADV	%	PK	ADV	%
FLAMES	0	8	0.0	6	8	75.0
Bruins	2	8	25.0	8	8	100.0

FLAMES VS BUFFALO SABRES



ALL-TIME: 40-48-16-5

SINCE CALGARY: 29-33-7-5

LAST WIN: October 30, 2018 Flames 2 at Sabres 1 (OT)

DATE	TEAMS	ATTENDANCE	WINNING GOAL	GOALTENDERS
Oct. 30, 2018 *	FLAMES 2 AT Sabres 1	15,196	Johnny Gaudreau	Rittich vs Hutton
Jan. 16, 2019 *	Sabres 4 AT FLAMES 3	18,286	Jack Eichel	Rittich vs Ullmark

* Overtime

HEAD TO HEAD	GP	W	L	OTL	SOL	PTS	GF	GA	PPG	SHG	PIM
FLAMES	2	1	0	1	0	3	5	5	2	0	10
Sabres	2	1	0	1	0	3	5	5	0	0	16

GOALS AND SHOTS BY PERIODS	1st	2nd	3rd	OT	TOTAL
FLAMES	1 - 24	0 - 24	3 - 21	1 - 2	5 - 71
Sabres	1 - 22	1 - 20	2 - 7	1 - 3	5 - 52

FLAMES	GP	G	A	P	+/-	PIM	PP	SH	EN
Johnny Gaudreau	2	2	1	3	1	2	1	0	0
Elias Lindholm	2	0	3	3	0	0	0	0	0
Sean Monahan	2	0	3	3	1	0	0	0	0
Matthew Tkachuk	2	2	0	2	-2	4	1	0	0
Mark Giordano	2	0	2	2	-1	0	0	0	0
Noah Hanifin	2	1	0	1	0	0	0	0	0
Rasmus Andersson	2	0	1	1	0	0	0	0	0
Mikael Backlund	2	0	0	0	-1	4	0	0	0
Sam Bennett	2	0	0	0	-1	0	0	0	0
T.J. Brodie	2	0	0	0	-2	0	0	0	0
Michael Frolik	2	0	0	0	-1	0	0	0	0
Garnet Hathaway	2	0	0	0	0	0	0	0	0
Mark Jankowski	2	0	0	0	-1	0	0	0	0
Derek Ryan	2	0	0	0	0	0	0	0	0
Austin Czarnik	1	0	0	0	0	0	0	0	0
Dillon Dube	1	0	0	0	0	0	0	0	0
Travis Hamonic	1	0	0	0	0	0	0	0	0
Oliver Kyllington	1	0	0	0	0	0	0	0	0
Andrew Mangiapane	1	0	0	0	0	0	0	0	0
James Neal	1	0	0	0	-1	0	0	0	0
Dalton Prout	1	0	0	0	0	0	0	0	0
Juuso Valimaki	1	0	0	0	-1	0	0	0	0

SABRES	GP	G	A	P	+/-	PIM	PP	SH	EN
Jack Eichel	2	2	1	3	2	2	0	0	0
Rasmus Dahlin	2	1	0	1	2	2	0	0	0
Jake McCabe	1	1	0	1	2	0	0	0	0
Evan Rodrigues	1	1	0	1	0	0	0	0	0
Casey Mittelstadt	2	0	1	1	1	0	0	0	0
Jason Pominville	2	0	1	1	0	2	0	0	0
Sam Reinhart	2	0	1	1	0	0	0	0	0
Rasmus Ristolainen	2	0	1	1	-3	0	0	0	0
Zach Bogosian	2	0	0	0	1	2	0	0	0
Zemgus Girgensons	2	0	0	0	0	0	0	0	0
Johan Larsson	2	0	0	0	0	0	0	0	0
Kyle Okposo	2	0	0	0	1	0	0	0	0
Marco Scandella	2	0	0	0	0	0	0	0	0
Conor Sheary	2	0	0	0	1	6	0	0	0
Jeff Skinner	2	0	0	0	3	0	0	0	0
Vladimir Sobotka	2	0	0	0	-2	0	0	0	0
Tage Thompson	2	0	0	0	0	0	0	0	0
Nathan Beaulieu	1	0	0	0	1	2	0	0	0
Patrik Berglund	1	0	0	0	0	0	0	0	0
Casey Nelson	1	0	0	0	1	0	0	0	0
Lawrence Pilut	1	0	0	0	0	0	0	0	0

GOALTENDERS	GP	MP	SO	GA	SA	SV	GAA	SV %
David Rittich (1-0-1)	2	122	0	5	52	47	2.45	.904

GOALTENDERS	GP	MP	SO	GA	SA	SV	GAA	SV %
Linus Ullmark (1-0-0)	1	61	0	3	33	30	2.95	.909
Carter Hutton (0-0-1)	1	63	0	2	38	36	1.91	.947

	POWER PLAY			PENALTY KILLING		
	PPG	ADV	%	PK	ADV	%
FLAMES	2	8	25.0	5	5	100.0
Sabres	0	5	0.0	6	8	75.0

FLAMES VS CAROLINA HURRICANES



ALL-TIME: 46-21-7-1

SINCE CALGARY: 45-18-7-1

LAST WIN: February 3, 2019 Flames 4 at Hurricanes 3

DATE	TEAMS	ATTENDANCE	WINNING GOAL	GOALTENDERS
Jan. 22, 2019 *	Hurricanes 2 AT FLAMES 3	18,508	Mikael Backlund	Rittich vs Mrazek
Feb. 3, 2019	FLAMES 4 AT Hurricanes 3	12,621	Noah Hanifin	Rittich vs Mrazek

* Overtime

HEAD TO HEAD	GP	W	L	OTL	SOL	PTS	GF	GA	PPG	SHG	PIM
FLAMES	2	2	0	0	0	4	7	5	1	1	12
Hurricanes	2	0	1	1	0	1	5	7	0	0	18

GOALS AND SHOTS BY PERIODS	1st	2nd	3rd	OT	TOTAL
FLAMES	2 - 18	3 - 16	1 - 22	1 - 1	7 - 57
Hurricanes	2 - 29	1 - 21	2 - 22	0 - 0	5 - 72

FLAMES	GP	G	A	P	+/-	PIM	PP	SH	EN
Mikael Backlund	2	1	1	2	2	0	0	0	0
Garnet Hathaway	2	1	1	2	2	2	0	1	0
Oliver Kyllington	2	1	1	2	1	2	0	0	0
Elias Lindholm	2	1	1	2	-2	0	1	0	0
Derek Ryan	2	1	1	2	2	2	0	0	0
T.J. Brodie	2	0	2	2	0	0	0	0	0
Noah Hanifin	2	1	0	1	1	0	0	0	0
Mark Jankowski	2	1	0	1	1	0	0	0	0
Rasmus Andersson	2	0	1	1	3	0	0	0	0
Sam Bennett	2	0	1	1	1	0	0	0	0
Mark Giordano	2	0	1	1	-2	4	0	0	0
Andrew Mangiapane	2	0	1	1	2	0	0	0	0
Sean Monahan	2	0	1	1	-3	2	0	0	0
James Neal	2	0	1	1	0	0	0	0	0
Michael Frolik	2	0	0	0	-1	0	0	0	0
Johnny Gaudreau	2	0	0	0	-3	0	0	0	0
Matthew Tkachuk	2	0	0	0	0	0	0	0	0
Travis Hamonic	1	0	0	0	-1	0	0	0	0
Dalton Prout	1	0	0	0	-1	0	0	0	0

HURRICANES	GP	G	A	P	+/-	PIM	PP	SH	EN
Sebastian Aho	2	2	1	3	-1	0	0	0	0
Dougie Hamilton	2	2	1	3	4	2	0	0	0
Teuvo Teravainen	2	1	2	3	1	2	0	0	0
Micheal Ferland	2	0	2	2	3	2	0	0	0
Brock McGinn	2	0	1	1	0	0	0	0	0
Jacob Slavin	2	0	1	1	2	0	0	0	0
Lucas Wallmark	2	0	1	1	1	4	0	0	0
Justin Williams	2	0	1	1	-1	0	0	0	0
Calvin de Haan	2	0	0	0	-3	0	0	0	0
Justin Faulk	2	0	0	0	-2	2	0	0	0
Warren Foegele	2	0	0	0	0	0	0	0	0
Saku Maenalanen	2	0	0	0	0	0	0	0	0
Jordan Martinook	2	0	0	0	-1	0	0	0	0
Greg McKegg	2	0	0	0	0	2	0	0	0
Nino Niederreiter	2	0	0	0	1	2	0	0	0
Brett Pesce	2	0	0	0	0	0	0	0	0
Andrei Svechnikov	2	0	0	0	-3	2	0	0	0
Trevor van Riemsdyk	2	0	0	0	-2	0	0	0	0

GOALTENDERS	GP	MP	SO	GA	SA	SV	GAA	SV %
David Rittich (2-0-0)	2	120	0	5	72	67	2.49	.931

GOALTENDERS	GP	MP	SO	GA	SA	SV	GAA	SV %
Petr Mrazek (0-1-1)	2	118	0	7	57	50	3.57	.877

	POWER PLAY			PENALTY KILLING		
	PPG	ADV	%	PK	ADV	%
FLAMES	1	9	11.1	6	6	100.0
Hurricanes	0	6	0.0	8	9	88.9

FLAMES VS CHICAGO BLACKHAWKS



ALL-TIME: 72-70-26-5

SINCE CALGARY: 59-52-17-5

LAST WIN: January 7, 2019 Flames 4 at Blackhawks 3

DATE	TEAMS	ATTENDANCE	WINNING GOAL	GOALTENDERS
Nov. 3, 2018	Blackhawks 3 AT FLAMES 5	18,143	Michael Frolik	Rittich vs Crawford
Dec. 2, 2018	FLAMES 3 AT Blackhawks 2	21,074	Derek Ryan	Smith vs Crawford
Jan. 7, 2019	FLAMES 4 AT Blackhawks 3	21,036	Garnet Hathaway	Rittich vs Delia

HEAD TO HEAD	GP	W	L	OTL	SOL	PTS	GF	GA	PPG	SHG	PIM
FLAMES	3	3	0	0	0	6	12	8	4	2	27
Blackhawks	3	0	3	0	0	0	8	12	3	0	53

GOALS AND SHOTS BY PERIODS	1st	2nd	3rd	OT	TOTAL
FLAMES	3 - 43	4 - 32	5 - 50	0 - 0	12 - 125
Blackhawks	4 - 23	3 - 28	1 - 23	0 - 0	8 - 74

FLAMES	GP	G	A	P	+/-	PIM	PP	SH	EN
Elias Lindholm	3	1	6	7	4	0	1	0	0
Sean Monahan	3	4	2	6	3	0	2	0	0
Johnny Gaudreau	3	2	4	6	2	0	0	0	0
Mikael Backlund	3	1	1	2	-1	2	0	1	1
Matthew Tkachuk	3	1	1	2	-2	2	0	0	0
Noah Hanifin	3	0	2	2	1	2	0	0	0
Garnet Hathaway	3	1	0	1	0	5	0	1	1
Derek Ryan	3	1	0	1	1	0	1	0	0
Michael Frolik	2	1	0	1	1	2	0	0	0
Sam Bennett	3	0	1	1	-1	4	0	0	0
Mark Giordano	3	0	1	1	1	2	0	0	0
Travis Hamonic	3	0	1	1	0	2	0	0	0
James Neal	3	0	1	1	0	2	0	0	0
Rasmus Andersson	3	0	0	0	0	2	0	0	0
T.J. Brodie	3	0	0	0	4	2	0	0	0
Mark Jankowski	3	0	0	0	0	0	0	0	0
Oliver Kyllington	2	0	0	0	0	0	0	0	0
Austin Czarnik	1	0	0	0	0	0	0	0	0
Dillon Dube	1	0	0	0	0	0	0	0	0
Ryan Lomberg	1	0	0	0	0	0	0	0	0
Andrew Mangiapane	1	0	0	0	0	0	0	0	0
Juuso Valimaki	1	0	0	0	0	0	0	0	0

BLACKHAWKS	GP	G	A	P	+/-	PIM	PP	SH	EN
Alex DeBrincat	3	1	2	3	0	0	0	0	0
Patrick Kane	3	1	2	3	-2	0	0	0	0
Brandon Saad	3	2	0	2	-2	0	1	0	0
Jonathan Toews	3	2	0	2	0	0	1	0	0
Artem Anisimov	3	0	2	2	-3	0	0	0	0
Erik Gustafsson	2	0	2	2	-1	2	0	0	0
Jan Rutta	2	1	0	1	1	2	0	0	0
Dylan Strome	2	1	0	1	-1	6	1	0	0
Duncan Keith	3	0	1	1	-1	15	0	0	0
Brent Seabrook	3	0	1	1	-1	0	0	0	0
Alexandre Fortin	2	0	1	1	0	0	0	0	0
Henri Jokiharju	2	0	1	1	-2	0	0	0	0
Andreas Martinsen	1	0	1	1	-1	2	0	0	0
Dominik Kahun	3	0	0	0	-1	0	0	0	0
David Kampf	3	0	0	0	0	0	0	0	0
Marcus Kruger	3	0	0	0	0	0	0	0	0
Chris Kunitz	3	0	0	0	-1	17	0	0	0
Brandon Manning	2	0	0	0	-2	7	0	0	0
Brendan Perlini	2	0	0	0	0	0	0	0	0
Drake Caggiula	1	0	0	0	-1	0	0	0	0
Carl Dahlstrom	1	0	0	0	0	0	0	0	0
Brandon Davidson	1	0	0	0	1	0	0	0	0
Gustav Forsling	1	0	0	0	0	2	0	0	0
Connor Murphy	1	0	0	0	1	0	0	0	0
Nick Schmaltz	1	0	0	0	-1	0	0	0	0

GOALTENDERS	GP	MP	SO	GA	SA	SV	GAA	SV %
David Rittich (2-0-0)	2	120	0	6	50	44	3.00	.880
Mike Smith (1-0-0)	1	60	0	2	24	22	2.00	.917

GOALTENDERS	GP	MP	SO	GA	SA	SV	GAA	SV %
Collin Delia (0-1-0)	1	59	0	3	42	39	3.04	.929
Corey Crawford (0-2-0)	2	117	0	7	81	74	3.60	.914

	POWER PLAY			PENALTY KILLING		
	PPG	ADV	%	PK	ADV	%
FLAMES	4	13	30.8	8	9	88.9
Blackhawks	3	11	27.3	9	13	69.2

FLAMES VS COLORADO AVALANCHE



ALL-TIME: 78-58-20-8

SINCE CALGARY: 75-58-19-8

LAST WIN: April 11, 2019 Flames 4 vs. Avalanche 0

DATE	TEAMS	ATTENDANCE	WINNING GOAL	GOALTENDERS
Oct. 13, 2018 *	FLAMES 3 AT Avalanche 2	17,334	Johnny Gaudreau	Rittich vs Varlamov
Nov. 1, 2018	Avalanche 5 AT FLAMES 6	17,317	Michael Frolik	Smith vs Varlamov
Jan. 9, 2019	Avalanche 3 AT FLAMES 5	18,220	Michael Frolik	Rittich vs Varlamov

* Overtime

HEAD TO HEAD	GP	W	L	OTL	SOL	PTS	GF	GA	PPG	SHG	PIM
FLAMES	3	3	0	0	0	6	14	10	2	0	37
Avalanche	3	0	2	1	0	1	10	14	1	1	38

GOALS AND SHOTS BY PERIODS	1st	2nd	3rd	OT	TOTAL
FLAMES	2 - 28	3 - 36	8 - 28	1 - 2	14 - 94
Avalanche	4 - 32	4 - 26	2 - 29	0 - 0	10 - 87

FLAMES	GP	G	A	P +/-	PIM	PP	SH	EN
Mark Giordano	3	1	6	7	2	2	0	0
Mikael Backlund	3	2	2	4	8	2	0	0
Johnny Gaudreau	3	1	3	4	-4	2	0	0
Matthew Tkachuk	3	1	3	4	4	2	0	1
Elias Lindholm	3	3	0	3	-4	0	2	0
Sean Monahan	3	1	2	3	-4	2	0	0
T.J. Brodie	3	0	3	3	5	2	0	0
Michael Frolik	2	2	0	2	4	2	0	0
Sam Bennett	3	1	1	2	3	21	0	0
James Neal	3	1	1	2	2	0	0	0
Derek Ryan	3	0	2	2	0	0	0	0
Mark Jankowski	3	1	0	1	-1	2	0	0
Noah Hanifin	3	0	1	1	-2	0	0	0
Juuso Valimaki	2	0	1	1	1	0	0	0
Michael Stone	1	0	1	1	1	0	0	0
Rasmus Andersson	3	0	0	0	2	0	0	0
Garnet Hathaway	3	0	0	0	-1	0	0	0
Austin Czarnik	2	0	0	0	1	0	0	0
Dillon Dube	2	0	0	0	0	0	0	0
Travis Hamonic	2	0	0	0	-4	0	0	0
Dalton Prout	1	0	0	0	1	0	0	0

AVALANCHE	GP	G	A	P +/-	PIM	PP	SH	EN
Gabriel Landeskog	3	1	3	4	-2	0	1	0
Mikko Rantanen	3	1	2	3	-1	2	0	0
Nathan MacKinnon	3	2	0	2	-1	2	0	0
Sheldon Dries	2	1	1	2	1	2	0	0
Colin Wilson	2	1	1	2	0	0	0	0
Tyson Barrie	3	0	2	2	1	2	0	0
Ian Cole	3	0	2	2	4	22	0	0
Alexander Kerfoot	3	0	2	2	-2	0	0	0
Erik Johnson	3	1	0	1	-1	0	0	0
Carl Soderberg	3	1	0	1	-1	4	0	0
J.T. Compher	2	1	0	1	-1	0	0	0
Vladislav Kamenev	2	1	0	1	1	0	0	1
Matt Calvert	3	0	1	1	1	2	0	0
Gabriel Bourque	2	0	1	1	1	0	0	0
Tyson Jost	2	0	1	1	0	0	0	0
Samuel Girard	3	0	0	0	-4	0	0	0
Matt Nieto	3	0	0	0	-3	0	0	0
Patrik Nemeth	2	0	0	0	-1	0	0	0
Nikita Zadorov	2	0	0	0	-1	2	0	0
Sven Andrighetto	1	0	0	0	-1	0	0	0
Mark Barberio	1	0	0	0	-3	0	0	0
Marko Danov	1	0	0	0	0	0	0	0
Ryan Graves	1	0	0	0	-1	0	0	0
Logan O'Connor	1	0	0	0	0	0	0	0

GOALTENDERS	GP	MP	SO	GA	SA	SV	GAA	SV %
David Rittich (2-0-0)	2	121	0	5	61	56	2.49	.918
Mike Smith (1-0-0)	1	60	0	5	26	21	5.01	.808

GOALTENDERS	GP	MP	SO	GA	SA	SV	GAA	SV %
Semyon Varlamov (0-2-1)	3	176	0	13	93	80	4.44	.860

	POWER PLAY		
	PPG	ADV	%
FLAMES	2	10	20.0
Avalanche	1	9	11.1

	PENALTY KILLING		
	PK	ADV	%
FLAMES	8	9	88.9
Avalanche	8	10	80.0

FLAMES VS COLUMBUS BLUE JACKETS



ALL-TIME: 27-24-0-8

SINCE CALGARY: 27-24-0-8

LAST WIN: March 19, 2019 Flames 4 vs. Blue Jackets 2

DATE	TEAMS	ATTENDANCE	WINNING GOAL	GOALTENDERS
Dec. 4, 2018	FLAMES 9 AT Blue Jackets 6	14,885	Sean Monahan	Smith, Rittich vs Bobrovsky, Korpisalo
Mar. 19, 2019	Blue Jackets 2 AT FLAMES 4	18,288	Michael Frolik	Rittich vs Bobrovsky

HEAD TO HEAD	GP	W	L	OTL	SOL	PTS	GF	GA	PPG	SHG	PIM
FLAMES	2	2	0	0	0	4	13	8	3	0	13
Blue Jackets	2	0	2	0	0	0	8	13	2	0	15

GOALS AND SHOTS BY PERIODS	1st	2nd	3rd	OT	TOTAL
FLAMES	3 - 22	6 - 25	4 - 12	0 - 0	13 - 59
Blue Jackets	4 - 23	2 - 21	2 - 19	0 - 0	8 - 63

FLAMES	GP	G	A	P	+/-	PIM	PP	SH	EN
Johnny Gaudreau	2	3	2	5	4	0	0	0	0
Matthew Tkachuk	2	2	2	4	3	0	1	0	1
Sean Monahan	1	2	2	4	3	0	2	0	0
Mark Giordano	2	0	4	4	1	2	0	0	0
Austin Czarnik	2	1	2	3	1	0	0	0	0
T.J. Brodie	2	1	1	2	2	2	0	0	0
Elias Lindholm	2	1	1	2	4	0	0	0	0
Michael Frolik	1	1	1	2	1	0	0	0	0
Mikael Backlund	2	0	2	2	2	0	0	0	0
Travis Hamonic	2	0	2	2	4	0	0	0	0
Mark Jankowski	2	0	2	1	0	0	0	0	0
Noah Hanifin	2	1	0	1	3	0	0	0	0
Andrew Mangiapane	2	1	0	1	-1	4	0	0	0
Derek Ryan	2	0	1	1	-1	0	0	0	0
Rasmus Andersson	2	0	0	0	0	0	0	0	0
Garret Hathaway	2	0	0	0	-2	5	0	0	0
Sam Bennett	1	0	0	0	-2	0	0	0	0
Oscar Fantenberg	1	0	0	0	0	0	0	0	0
Curtis Lazar	1	0	0	0	-1	0	0	0	0
James Neal	1	0	0	0	0	0	0	0	0
Dalton Prout	1	0	0	0	-2	0	0	0	0
Alan Quine	1	0	0	0	0	0	0	0	0

BLUE JACKETS	GP	G	A	P	+/-	PIM	PP	SH	EN
Cam Atkinson	2	3	0	3	-1	0	0	0	0
Zach Werenski	2	2	1	3	-4	2	0	0	0
Artemi Panarin	2	0	3	3	-4	0	0	0	0
Josh Anderson	2	1	1	2	1	2	1	0	0
Oliver Bjorkstrand	2	1	1	2	-2	0	1	0	0
Seth Jones	2	0	2	2	-4	0	0	0	0
Ryan Murray	1	0	2	2	3	2	0	0	0
Nick Foligno	1	1	0	1	2	0	0	0	0
Alexander Wennberg	2	0	1	1	-1	0	0	0	0
Markus Nutivaara	1	0	1	1	2	0	0	0	0
Brandon Dubinsky	2	0	0	0	-2	2	0	0	0
Pierre-Luc Dubois	2	0	0	0	-2	2	0	0	0
Scott Harrington	2	0	0	0	-2	0	0	0	0
Boone Jenner	2	0	0	0	-1	0	0	0	0
Riley Nash	2	0	0	0	-1	0	0	0	0
David Savard	2	0	0	0	-3	0	0	0	0
Lukas Sedlak	2	0	0	0	-1	0	0	0	0
Matt Duchene	1	0	0	0	-1	0	0	0	0
Ryan Dzingel	1	0	0	0	0	0	0	0	0
Markus Hannikainen	1	0	0	0	0	0	0	0	0
Dean Kukun	1	0	0	0	0	0	0	0	0
Adam McQuaid	1	0	0	0	0	5	0	0	0

GOALTENDERS	GP	MP	SO	GA	SA	SV	GAA	SV %
David Rittich (1-0-0)	2	80	0	5	47	42	3.75	.894
Mike Smith (1-0-0)	1	40	0	3	16	13	4.50	.812

GOALTENDERS	GP	MP	SO	GA	SA	SV	GAA	SV %
Sergei Bobrovsky (0-2-0)	2	105	0	11	56	45	6.29	.804
Jonas Korpisalo (0-0-0)	1	14	0	1	2	1	4.44	.500

	POWER PLAY			PENALTY KILLING		
	PPG	ADV	%	PK	ADV	%
FLAMES	3	5	60.0	4	6	66.7
Blue Jackets	2	6	33.3	2	5	40.0

FLAMES VS DALLAS STARS



ALL-TIME: 75-65-25-8

SINCE CALGARY: 54-53-19-8

LAST WIN: March 17, 2017 Flames 3 vs. Stars 1

DATE	TEAMS	ATTENDANCE	WINNING GOAL	GOALTENDERS
Nov 28, 2018 *	Stars 4 AT FLAMES 3	17,676	Tyler Seguin	Rittich vs Khudobin
Dec. 18, 2018	FLAMES 0 AT Stars 2	18,127	Jamie Benn	Rittich vs Khudobin, Bishop
Mar. 27, 2019	Stars 2 AT FLAMES 1	18,881	Miro Heiskanen	Rittich vs Khudobin, Bishop

* Overtime

HEAD TO HEAD	GP	W	L	OTL	SOL	PTS	GF	GA	PPG	SHG	PIM
FLAMES	3	0	2	1	0	1	4	8	1	0	12
Stars	3	3	0	0	0	6	8	4	3	0	22

GOALS AND SHOTS BY PERIODS	1st	2nd	3rd	OT	TOTAL
FLAMES	1 - 30	0 - 23	3 - 40	0 - 0	4 - 93
Stars	3 - 33	2 - 33	2 - 12	1 - 1	8 - 79

FLAMES	GP	G	A	P	+/-	PIM	PP	SH	EN
T.J. Brodie	3	1	1	2	0	0	0	0	0
Johnny Gaudreau	3	1	1	2	-2	0	1	0	0
Mark Giordano	3	1	1	2	-2	0	0	0	0
Garnet Hathaway	3	1	0	1	1	2	0	0	0
Mikael Backlund	3	0	1	1	-1	0	0	0	0
Noah Hanifin	3	0	1	1	-1	0	0	0	0
Mark Jankowski	3	0	1	1	0	0	0	0	0
Elias Lindholm	3	0	1	1	0	0	0	0	0
Dillon Dube	1	0	1	1	1	2	0	0	0
Rasmus Andersson	3	0	0	0	1	0	0	0	0
Austin Czarnik	3	0	0	0	-2	2	0	0	0
Travis Hamonic	3	0	0	0	-2	2	0	0	0
Sean Monahan	3	0	0	0	-2	0	0	0	0
Derek Ryan	3	0	0	0	0	2	0	0	0
Matthew Tkachuk	3	0	0	0	-3	0	0	0	0
Oliver Kyllington	2	0	0	0	1	0	0	0	0
James Neal	2	0	0	0	2	0	0	0	0
Sam Bennett	1	0	0	0	1	0	0	0	0
Oscar Fantenberg	1	0	0	0	0	0	0	0	0
Michael Frolik	1	0	0	0	0	0	0	0	0
Andrew Mangiapane	1	0	0	0	0	0	0	0	0
Dalton Prout	1	0	0	0	0	0	0	0	0
Alan Quine	1	0	0	0	0	2	0	0	0
Kerby Rychel	1	0	0	0	0	0	0	0	0

STARS	GP	G	A	P	+/-	PIM	PP	SH	EN
Tyler Seguin	3	1	3	4	2	2	0	0	0
Jamie Benn	3	2	1	3	2	4	1	0	0
Radek Faksa	3	1	2	3	2	0	0	0	0
Miro Heiskanen	3	1	1	2	-1	0	1	0	0
Alexander Radulov	3	1	1	2	1	0	1	0	0
Gavin Bayreuther	2	1	1	2	3	2	0	0	0
Jason Spezza	2	1	0	1	-1	2	0	0	0
Mattias Janmark	3	0	1	1	0	2	0	0	0
Roope Hintz	2	0	1	1	-2	0	0	0	0
Tyler Pitlick	2	0	1	1	1	0	0	0	0
Martin Hanzal	1	0	1	1	1	0	0	0	0
Blake Comeau	3	0	0	0	0	2	0	0	0
Jason Dickinson	3	0	0	0	0	0	0	0	0
Esa Lindell	3	0	0	0	-1	4	0	0	0
Valeri Nichushkin	3	0	0	0	0	0	0	0	0
Roman Polak	3	0	0	0	2	4	0	0	0
Taylor Fedun	2	0	0	0	1	0	0	0	0
Joel Hanley	2	0	0	0	0	0	0	0	0
Devin Shore	2	0	0	0	-1	0	0	0	0
Andrew Cogliano	1	0	0	0	0	0	0	0	0
Justin Dowling	1	0	0	0	0	0	0	0	0
Denis Gurianov	1	0	0	0	0	0	0	0	0
John Klingberg	1	0	0	0	0	0	0	0	0
Ben Lovejoy	1	0	0	0	-1	0	0	0	0
Jamie Oleksiak	1	0	0	0	0	0	0	0	0

GOALTENDERS	GP	MP	SO	GA	SA	SV	GAA	SV %
David Rittich (0-2-1)	3	176	0	8	79	71	2.73	.899

GOALTENDERS	GP	MP	SO	GA	SA	SV	GAA	SV %
Anton Khudobin (2-0-0)	3	93	0	4	52	48	2.59	.923
Ben Bishop (1-0-0)	2	87	0	0	41	41	0.00	1.000

	POWER PLAY			PENALTY KILLING		
	PPG	ADV	%	PK	ADV	%
FLAMES	1	11	9.1	3	6	50.0
Stars	3	6	50.0	10	11	90.9

FLAMES VS DETROIT RED WINGS



ALL-TIME: 73-68-16-5

SINCE CALGARY: 57-55-11-5

LAST WIN: January 18, 2019 Flames 6 vs. Red Wings 4

DATE	TEAMS	ATTENDANCE	WINNING GOAL	GOALTENDERS
Jan. 2, 2019	FLAMES 5 AT Red Wings 3	19,515	Johnny Gaudreau	Smith vs Howard
Jan. 18, 2019	Red Wings 4 AT FLAMES 6	19,289	Sam Bennett	Smith vs Howard

HEAD TO HEAD	GP	W	L	OTL	SOL	PTS	GF	GA	PPG	SHG	PIM
FLAMES	2	2	0	0	0	4	11	7	5	1	12
Red Wings	2	0	2	0	0	0	7	11	1	0	16

GOALS AND SHOTS BY PERIODS	1st	2nd	3rd	OT	TOTAL
FLAMES	0 - 22	5 - 25	6 - 24	0 - 0	11 - 71
Red Wings	3 - 22	2 - 21	2 - 24	0 - 0	7 - 67

FLAMES	GP	G	A	P	+/-	PIM	PP	SH	EN
Johnny Gaudreau	2	1	4	5	2	2	1	0	0
T.J. Brodie	2	2	2	4	0	4	0	0	1
Elias Lindholm	2	1	3	4	2	2	1	0	0
Sam Bennett	2	2	1	3	-3	0	2	0	0
Sean Monahan	2	2	1	3	2	0	0	0	0
Derek Ryan	2	0	3	3	2	0	0	0	0
Mark Giordano	2	1	1	2	-1	2	0	1	0
James Neal	2	1	1	2	-3	0	1	0	0
Matthew Tkachuk	2	0	2	2	1	2	0	0	0
Michael Frolik	2	1	0	1	1	0	0	0	1
Rasmus Andersson	2	0	1	1	0	0	0	0	0
Mark Jankowski	2	0	1	1	-2	0	0	0	0
Mikael Backlund	2	0	0	0	1	0	0	0	0
Travis Hamonic	2	0	0	0	2	0	0	0	0
Noah Hanifin	2	0	0	0	1	0	0	0	0
Garnet Hathaway	2	0	0	0	0	0	0	0	0
Oliver Kyllington	2	0	0	0	0	0	0	0	0
Dillon Dube	1	0	0	0	0	0	0	0	0
Andrew Mangiapane	1	0	0	0	-1	0	0	0	0

RED WINGS	GP	G	A	P	+/-	PIM	PP	SH	EN
Dylan Larkin	2	2	0	2	-3	4	0	0	0
Andreas Athanasiou	2	1	1	2	0	0	0	0	0
Mike Green	1	1	1	2	2	4	0	0	0
Tyler Bertuzzi	2	0	2	2	1	0	0	0	0
Gustav Nyquist	2	0	2	2	-1	0	0	0	0
Jacob de la Rose	2	1	0	1	0	2	0	0	0
Darren Helm	2	1	0	1	0	4	0	0	0
Anthony Mantha	1	1	0	1	0	0	1	0	0
Nick Jensen	2	0	1	1	2	0	0	0	0
Niklas Kronwall	2	0	1	1	0	0	0	0	0
Frans Nielsen	2	0	1	1	0	0	0	0	0
Thomas Vanek	2	0	1	1	-2	0	0	0	0
Michael Rasmussen	1	0	1	1	1	0	0	0	0
Justin Abdelkader	2	0	0	0	-2	0	0	0	0
Dennis Cholowski	2	0	0	0	-3	0	0	0	0
Christoffer Ehn	2	0	0	0	1	0	0	0	0
Jonathan Ericsson	2	0	0	0	-1	0	0	0	0
Luke Glendening	2	0	0	0	1	0	0	0	0
Danny DeKeyser	1	0	0	0	0	0	0	0	0
Filip Hronek	1	0	0	0	-3	2	0	0	0
Luke Witkowski	1	0	0	0	1	0	0	0	0

GOALTENDERS	GP	MP	SO	GA	SA	SV	GAA	SV %
Mike Smith (2-0-0)	2	119	0	7	67	60	3.52	.896

GOALTENDERS	GP	MP	SO	GA	SA	SV	GAA	SV %
Jimmy Howard (0-2-0)	2	118	0	9	69	60	4.57	.870

	POWER PLAY			PENALTY KILLING		
	PPG	ADV	%	PK	ADV	%
FLAMES	5	8	62.5	5	6	83.3
Red Wings	1	6	16.7	3	8	37.5

FLAMES VS EDMONTON OILERS



ALL-TIME: 121-96-19-6

SINCE CALGARY: 119-95-18-6

LAST WIN: January 19, 2019 Flames 5 at Oilers 2

DATE	TEAMS	ATTENDANCE	WINNING GOAL	GOALTENDERS
Nov. 17, 2018	Oilers 2 AT FLAMES 4	19,289	Elias Lindholm	Rittich vs Koskinen
Dec. 9, 2018	FLAMES 0 AT Oilers 1	18,347	Connor McDavid	Rittich vs Koskinen
Jan. 19, 2019	FLAMES 5 AT Oilers 2	18,347	Oliver Kyllington	Rittich vs Koskinen
Apr. 6, 2019	Oilers 3 AT FLAMES 1	19,289	Alex Chiasson	Smith vs Koskinen

HEAD TO HEAD	GP	W	L	OTL	SOL	PTS	GF	GA	PPG	SHG	PIM
FLAMES	4	2	2	0	0	4	10	8	3	0	50
Oilers	4	2	2	0	0	4	8	10	3	1	74

GOALS AND SHOTS BY PERIODS	1st	2nd	3rd	OT	TOTAL
FLAMES	1 - 44	4 - 41	5 - 41	0 - 0	10 - 126
Oilers	3 - 42	3 - 38	2 - 25	0 - 0	8 - 105

FLAMES	GP	G	A	P	+/-	PIM	PP	SH	EN
Sean Monahan	3	2	2	4	1	0	1	0	0
Elias Lindholm	4	2	1	3	2	2	0	0	1
Johnny Gaudreau	4	1	2	3	3	2	0	0	0
Mark Giordano	3	1	2	3	-1	8	1	0	0
Travis Hamonic	4	0	3	3	5	0	0	0	0
Noah Hanifin	4	0	3	3	4	0	0	0	0
Mikael Backlund	3	1	1	2	2	8	0	0	0
Mark Jankowski	4	1	0	1	0	0	0	0	0
Derek Ryan	4	1	0	1	0	0	1	0	0
Oliver Kyllington	2	1	0	1	1	0	0	0	0
Sam Bennett	3	0	1	1	-2	9	0	0	0
Michael Frolik	3	0	1	1	0	2	0	0	0
Matthew Tkachuk	3	0	1	1	-1	0	0	0	0
Rasmus Andersson	4	0	0	0	0	2	0	0	0
T.J. Brodie	4	0	0	0	-2	2	0	0	0
Garnet Hathaway	4	0	0	0	0	2	0	0	0
James Neal	4	0	0	0	1	4	0	0	0
Andrew Mangiapane	3	0	0	0	0	0	0	0	0
Dillon Dube	2	0	0	0	-1	0	0	0	0
Dalton Prout	2	0	0	0	-1	2	0	0	0
Austin Czarnik	1	0	0	0	1	0	0	0	0
Oscar Fantenberg	1	0	0	0	-1	0	0	0	0
Anthony Peluso	1	0	0	0	0	7	0	0	0
Alan Quine	1	0	0	0	0	0	0	0	0
Juuso Valimaki	1	0	0	0	0	0	0	0	0

OILERS	GP	G	A	P	+/-	PIM	PP	SH	EN
Alex Chiasson	4	2	2	4	1	0	1	1	0
Leon Draisaitl	4	1	2	3	-1	8	0	0	0
Ryan Nugent-Hopkins	4	1	2	3	-3	0	0	0	0
Connor McDavid	4	2	0	2	-1	2	1	0	0
Jesse Puljujarvi	2	0	2	2	1	2	0	0	0
Darnell Nurse	4	1	0	1	4	13	0	0	0
Milan Lucic	3	1	0	1	-1	9	1	0	0
Adam Larsson	4	0	1	1	-5	4	0	0	0
Oscar Klefbom	3	0	1	1	-3	0	0	0	0
Caleb Jones	1	0	1	1	-2	0	0	0	0
Andrej Sekera	1	0	1	1	1	0	0	0	0
Matt Benning	4	0	0	0	0	0	0	0	0
Zack Kassian	4	0	0	0	0	28	0	0	0
Kris Russell	4	0	0	0	2	4	0	0	0
Kevin Gravel	3	0	0	0	1	0	0	0	0
Jujhar Khaira	3	0	0	0	-1	0	0	0	0
Ty Rattie	3	0	0	0	-1	0	0	0	0
Kyle Brodziak	2	0	0	0	-1	2	0	0	0
Colby Cave	2	0	0	0	-1	0	0	0	0
Tobias Rieder	2	0	0	0	0	0	0	0	0
Ryan Spooner	2	0	0	0	-2	0	0	0	0
Drake Caggiula	1	0	0	0	0	0	0	0	0
Sam Gagner	1	0	0	0	0	0	0	0	0
Joseph Gambardella	1	0	0	0	0	0	0	0	0
Brad Malone	1	0	0	0	1	0	0	0	0
Brandon Manning	1	0	0	0	-1	2	0	0	0
Cooper Marody	1	0	0	0	0	0	0	0	0
Patrick Russell	1	0	0	0	0	0	0	0	0
Kailer Yamamoto	1	0	0	0	-1	0	0	0	0
Valentin Zykov	1	0	0	0	0	0	0	0	0

GOALTENDERS	GP	MP	SO	GA	SA	SV	GAA	SV %
David Rittich (2-1-0)	3	178	0	5	80	75	1.68	.938
Mike Smith (0-1-0)	1	59	0	3	25	22	3.05	.880

GOALTENDERS	GP	MP	SO	GA	SA	SV	GAA	SV %
Mikko Koskinen (2-2-0)	4	239	1	9	125	116	2.26	.928

	POWER PLAY			PENALTY KILLING		
	PPG	ADV	%	PK	ADV	%
FLAMES	3	18	16.7	12	15	80.0
Oilers	3	15	20.0	15	18	83.3

FLAMES VS FLORIDA PANTHERS



ALL-TIME: 19-10-3-3

SINCE CALGARY: 19-10-3-3

LAST WIN: January 11, 2019 Flames 4 vs. Panthers 3

DATE	TEAMS	ATTENDANCE	WINNING GOAL	GOALTENDERS
Jan. 11, 2019	Panthers 3 AT FLAMES 4	18,579	Sean Monahan	Rittich vs Luongo
Feb. 14, 2019 **	FLAMES 2 AT Panthers 3	10,198	Vincent Trocheck	Smith vs Reimer

** Shootout

HEAD TO HEAD	GP	W	L	OTL	SOL	PTS	GF	GA	PPG	SHG	PIM
FLAMES	2	1	0	0	1	3	6	6	1	0	6
Panthers	2	1	1	0	0	2	6	6	1	0	28

GOALS AND SHOTS BY PERIODS	1st	2nd	3rd	OT	TOTAL
FLAMES	0 - 14	2 - 26	4 - 25	0 - 2	6 - 67
Panthers	1 - 20	2 - 17	2 - 17	0 - 5	5 - 59

FLAMES	GP	G	A	P	+/-	PIM	PP	SH	EN
Michael Frolik	2	1	2	3	2	0	0	0	0
Elias Lindholm	2	1	1	2	0	0	0	0	0
Johnny Gaudreau	2	0	2	2	0	0	0	0	0
Mark Giordano	2	1	0	1	1	0	0	0	0
Mark Jankowski	2	1	0	1	1	0	0	0	0
Sean Monahan	2	1	0	1	0	0	1	0	1
Matthew Tkachuk	2	1	0	1	2	0	0	0	0
Rasmus Andersson	2	0	1	1	1	0	0	0	0
Mikael Backlund	2	0	1	1	2	0	0	0	0
Travis Hamonic	2	0	1	1	-1	2	0	0	0
Noah Hanifin	2	0	1	1	0	0	0	0	0
Oliver Kylington	2	0	1	1	0	2	0	0	0
Sam Bennett	2	0	0	0	-1	0	0	0	0
T.J. Brodie	2	0	0	0	1	0	0	0	0
Andrew Mangiapane	2	0	0	0	0	0	0	0	0
James Neal	2	0	0	0	0	0	0	0	0
Derek Ryan	2	0	0	0	-2	0	0	0	0
Austin Czarnik	1	0	0	0	0	0	0	0	0
Garnet Hathaway	1	0	0	0	-1	0	0	0	0

PANTHERS	GP	G	A	P	+/-	PIM	PP	SH	EN
Mike Hoffman	2	2	1	3	4	0	0	0	0
Evgenii Dadonov	2	2	0	2	2	0	0	0	0
Keith Yandle	2	0	2	2	1	10	0	0	0
Jonathan Huberdeau	2	1	0	1	-4	12	1	0	0
Aleksander Barkov	2	0	1	1	-2	0	0	0	0
Mark Pysyk	2	0	1	1	1	0	0	0	0
Frank Vatrano	2	0	1	1	-1	0	0	0	0
Vincent Trocheck	1	0	1	1	2	4	0	0	0
Henrik Borgstrom	2	0	0	0	1	0	0	0	0
Troy Brouwer	2	0	0	0	-1	0	0	0	0
Aaron Ekblad	2	0	0	0	0	2	0	0	0
Jayce Hawryluk	2	0	0	0	-1	0	0	0	0
Denis Malgin	2	0	0	0	1	0	0	0	0
Mike Matheson	2	0	0	0	-2	0	0	0	0
Derick Brassard	1	0	0	0	-1	0	0	0	0
Josh Brown	1	0	0	0	0	0	0	0	0
Micheal Haley	1	0	0	0	-1	0	0	0	0
Bogdan Kiselevich	1	0	0	0	-1	0	0	0	0
Juha Lammikko	1	0	0	0	0	0	0	0	0
Ian McCoshen	1	0	0	0	-1	0	0	0	0
Colton Sceviour	1	0	0	0	-1	0	0	0	0
Riley Sheahan	1	0	0	0	0	0	0	0	0
MacKenzie Weegar	1	0	0	0	0	0	0	0	0

GOALTENDERS	GP	MP	SO	GA	SA	SV	GAA	SV %
David Rittich (1-0-0)	1	60	0	3	27	24	3.00	.889
Mike Smith (0-0-1)	1	64	0	2	32	30	1.88	.938

GOALTENDERS	GP	MP	SO	GA	SA	SV	GAA	SV %
James Reimer (1-0-0)	1	65	0	2	43	41	1.85	.953
Roberto Luongo (0-1-0)	1	59	0	3	23	20	3.06	.870

	POWER PLAY			PENALTY KILLING		
	PPG	ADV	%	PK	ADV	%
FLAMES	1	5	20.0	2	3	66.7
Panthers	1	3	33.3	4	5	80.0

FLAMES VS LOS ANGELES KINGS



ALL-TIME: 124-92-21-6

SINCE CALGARY: 112-75-15-6

LAST WIN: April 1, 2019 Flames 7 at Kings 4

DATE	TEAMS	ATTENDANCE	WINNING GOAL	GOALTENDERS
Nov. 10, 2018	FLAMES 1 AT Kings 0	18,230	Travis Hamonic	Rittich vs Campbell
Nov. 30, 2018	Kings 1 AT FLAMES 4	17,989	Johnny Gaudreau	Smith vs Petersen
Mar. 25, 2019	Kings 3 AT FLAMES 0	18,471	Derek Forbort	Smith vs Campbell
Apr. 1, 2019	FLAMES 7 AT Kings 2	18,117	Johnny Gaudreau	Rittich vs Quick, Campbell

HEAD TO HEAD	GP	W	L	OTL	SOL	PTS	GF	GA	PPG	SHG	PIM
FLAMES	4	3	1	0	0	6	12	6	1	0	24
Kings	4	1	3	0	0	2	6	12	0	0	27

GOALS AND SHOTS BY PERIODS	1st	2nd	3rd	OT	TOTAL
FLAMES	4 - 42	1 - 44	7 - 59	0 - 0	12 - 145
Kings	3 - 27	1 - 27	2 - 26	0 - 0	6 - 80

FLAMES	GP	G	A	P	+/-	PIM	PP	SH	EN
Mikael Backlund	3	2	1	3	2	0	0	0	1
Mark Jankowski	4	1	2	3	3	2	0	0	0
Johnny Gaudreau	4	2	0	2	-2	0	1	0	0
Derek Ryan	4	2	0	2	1	2	0	0	0
Sean Monahan	4	1	1	2	-1	0	0	0	1
James Neal	4	1	1	2	3	4	0	0	0
Sam Bennett	3	1	1	2	1	4	0	0	0
Austin Czarnik	4	0	2	2	1	0	0	0	0
Elias Lindholm	4	0	2	-1	2	0	0	0	0
Matthew Tkachuk	3	0	2	2	0	2	0	0	0
Travis Hamonic	3	1	0	1	1	0	0	0	0
Andrew Mangiapane	2	1	0	1	2	0	0	0	0
Rasmus Andersson	4	0	1	1	0	0	0	0	0
Garnet Hathaway	4	0	1	1	3	4	0	0	0
T.J. Brodie	3	0	1	1	1	0	0	0	0
Noah Hanifin	3	0	1	1	1	0	0	0	0
Oliver Kyllington	2	0	1	1	2	0	0	0	0
Juuso Valimaki	2	0	1	1	0	2	0	0	0
Alan Quine	1	0	1	1	1	2	0	0	0
Michael Stone	1	0	1	1	0	0	0	0	0
Michael Frolik	3	0	0	0	1	0	0	0	0
Mark Giordano	3	0	0	0	0	0	0	0	0
Oscar Fantenberg	2	0	0	0	2	5	0	0	0
Ryan Lomberg	1	0	0	0	0	0	0	0	0
Dalton Prout	1	0	0	0	3	0	0	0	0

KINGS	GP	G	A	P	+/-	PIM	PP	SH	EN
Kyle Clifford	4	1	1	2	1	2	0	0	0
Dustin Brown	4	1	0	1	-6	2	0	0	0
Derek Forbort	4	1	0	1	0	0	0	0	0
Adrian Kempe	4	1	0	1	0	4	0	0	0
Tyler Toffoli	4	1	0	1	-1	5	0	0	1
Jonny Brodzinski	1	1	0	1	1	0	0	0	0
Jeff Carter	4	0	1	1	-1	2	0	0	0
Drew Doughty	4	0	1	1	-5	4	0	0	0
Anze Kopitar	4	0	1	1	-4	0	0	0	0
Michael Amadio	3	0	1	1	-2	0	0	0	0
Trevor Lewis	3	0	1	1	0	0	0	0	0
Dion Phaneuf	3	0	1	1	2	4	0	0	0
Austin Wagner	3	0	1	1	1	0	0	0	0
Ilya Kovalchuk	2	0	1	1	-2	0	0	0	0
Alex Iafallo	4	0	0	0	-4	0	0	0	0
Alec Martinez	4	0	0	0	-2	0	0	0	0
Carl Grundstrom	2	0	0	0	0	0	0	0	0
Kurtis MacDermid	2	0	0	0	-1	0	0	0	0
Jake Muzzin	2	0	0	0	-2	0	0	0	0
Matt Roy	2	0	0	0	0	4	0	0	0
Nate Thompson	2	0	0	0	0	0	0	0	0
Sean Walker	2	0	0	0	-3	0	0	0	0
Oscar Fantenberg	1	0	0	0	0	0	0	0	0
Paul LaDue	1	0	0	0	1	0	0	0	0
Matt Luff	1	0	0	0	1	0	0	0	0
Tanner Pearson	1	0	0	0	-1	0	0	0	0
Sheldon Rempal	1	0	0	0	0	0	0	0	0

GOALTENDERS	GP	MP	SO	GA	SA	SV	GAA	SV %
David Rittich (2-0-0)	2	120	1	2	46	44	1.00	.957
Mike Smith (1-1-0)	2	119	0	3	33	30	1.51	.909

GOALTENDERS	GP	MP	SO	GA	SA	SV	GAA	SV %
Jack Campbell (1-1-0)	3	130	1	1	83	82	0.46	.988
Cal Petersen (0-1-0)	1	59	0	2	35	33	2.03	.943
Jonathan Quick (0-1-0)	1	49	0	7	25	18	8.65	.720

	POWER PLAY			PENALTY KILLING		
	PPG	ADV	%	PK	ADV	%
FLAMES	1	9	11.1	10	10	100.0
Kings	0	10	0.0	8	9	88.9

FLAMES VS MINNESOTA WILD



ALL-TIME: 49-28-4-11

SINCE CALGARY: 49-28-4-11

LAST WIN: December 15, 2018 Flames 2 at Wild 1

DATE	TEAMS		ATTENDANCE		WINNING GOAL		GOALTENDERS	
Dec. 6, 2018	Wild	0 AT	FLAMES	2	17,690	Elias Lindholm	Smith vs Stalock	
Dec. 15, 2018	FLAMES	2 AT	Wild	1	18,882	Matthew Tkachuk	Rittich vs Dubnyk	
Mar. 2, 2019	Wild	4 AT	FLAMES	2	19,289	Ryan Suter	Smith vs Dubnyk	

HEAD TO HEAD	GP	W	L	OTL	SOL	PTS	GF	GA	PPG	SHG	PIM
FLAMES	3	2	1	0	0	4	6	5	0	1	60
Wild	3	1	2	0	0	2	5	6	0	0	33

GOALS AND SHOTS BY PERIODS	1st	2nd	3rd	OT	TOTAL
FLAMES	1 - 28	2 - 37	3 - 18	0 - 0	6 - 83
Wild	1 - 28	1 - 30	3 - 31	0 - 0	5 - 89

FLAMES	GP	G	A	P	+/-	PIM	PP	SH	EN
Mark Giordano	3	1	3	4	4	9	0	1	0
Johnny Gaudreau	3	0	3	3	2	0	0	0	0
Elias Lindholm	3	2	0	2	3	0	0	0	0
Travis Hamonic	3	1	0	1	-2	2	0	0	0
Sean Monahan	3	1	0	1	1	0	0	0	0
Matthew Tkachuk	3	1	0	1	1	5	0	0	0
T.J. Brodie	3	0	1	1	2	0	0	0	0
Noah Hanifin	3	0	1	1	-1	4	0	0	0
Mark Jankowski	3	0	1	1	-1	0	0	0	0
Mikael Backlund	2	0	1	1	-1	2	0	0	0
James Neal	2	0	1	1	0	0	0	0	0
Rasmus Andersson	3	0	0	0	1	0	0	0	0
Sam Bennett	3	0	0	0	-2	7	0	0	0
Garnet Hathaway	3	0	0	0	0	10	0	0	0
Andrew Mangiapane	3	0	0	0	-1	2	0	0	0
Derek Ryan	3	0	0	0	0	0	0	0	0
Oliver Kyllington	2	0	0	0	-1	0	0	0	0
Austin Czarnik	1	0	0	0	-1	2	0	0	0
Oscar Fantenberg	1	0	0	0	-1	0	0	0	0
Michael Frolik	1	0	0	0	0	0	0	0	0
Ryan Lomberg	1	0	0	0	0	17	0	0	0
Dalton Prout	1	0	0	0	0	0	0	0	0
Alan Quine	1	0	0	0	0	0	0	0	0

WILD	GP	G	A	P	+/-	PIM	PP	SH	EN
Jordan Greenway	3	1	2	3	2	0	0	0	0
Ryan Suter	3	1	1	2	1	5	0	0	0
Eric Staal	3	1	0	1	0	2	0	0	0
Ryan Donato	1	1	0	1	2	0	0	0	0
Matt Read	1	1	0	1	2	0	0	0	0
Jared Spurgeon	3	0	1	1	2	2	0	0	0
Mikael Granlund	2	0	1	1	-1	0	0	0	0
Jason Zucker	2	0	1	1	-1	0	0	0	0
Jonas Brodin	3	0	0	0	-3	2	0	0	0
J.T. Brown	3	0	0	0	0	2	0	0	0
Joel Eriksson Ek	3	0	0	0	0	0	0	0	0
Eric Fehr	3	0	0	0	-1	0	0	0	0
Marcus Foligno	3	0	0	0	-2	0	0	0	0
Greg Pateryn	3	0	0	0	0	2	0	0	0
Nick Seeler	3	0	0	0	0	0	0	0	0
Charlie Coyle	2	0	0	0	0	0	0	0	0
Matt Dumba	2	0	0	0	-2	5	0	0	0
Luke Kunin	2	0	0	0	0	4	0	0	0
Nino Niederreiter	2	0	0	0	-1	0	0	0	0
Zach Parise	2	0	0	0	-1	2	0	0	0
Pontus Aberg	1	0	0	0	1	0	0	0	0
Kevin Fiala	1	0	0	0	-2	2	0	0	0
Matt Hendricks	1	0	0	0	0	5	0	0	0
Brad Hunt	1	0	0	0	0	0	0	0	0
Mikko Koivu	1	0	0	0	0	0	0	0	0

GOALTENDERS	GP	MP	SO	GA	SA	SV	GAA	SV %
David Rittich (1-0-0)	1	60	0	1	35	34	1.00	.971
Mike Smith (1-1-0)	2	119	1	4	54	50	2.01	.926

GOALTENDERS	GP	MP	SO	GA	SA	SV	GAA	SV %
Devan Dubnyk (1-1-0)	2	118	0	4	63	59	2.04	.937
Alex Stalock (0-1-0)	1	57	0	2	20	18	2.12	.900

	POWER PLAY			PENALTY KILLING		
	PPG	ADV	%	PK	ADV	%
FLAMES	0	8	0.0	11	11	100.0
Wild	0	11	0.0	8	8	100.0

FLAMES VS MONTREAL CANADIENS



ALL-TIME: 40-60-15-2

SINCE CALGARY: 36-37-8-2

LAST WIN: December 27, 2017 Flames 3 vs. Canadiens 2

DATE	TEAMS	ATTENDANCE	WINNING GOAL	GOALTENDERS
Oct. 23, 2018	FLAMES 2 AT Canadiens 3	21,028	Jonathan Drouin	Rittich vs Price
Nov. 15, 2018	Canadiens 3 AT FLAMES 2	18,443	Artturi Lehkonen	Smith vs Price

HEAD TO HEAD	GP	W	L	OTL	SOL	PTS	GF	GA	PPG	SHG	PIM
FLAMES	2	0	2	0	0	0	4	6	1	0	14
Canadiens	2	2	0	0	0	4	6	4	2	0	12

GOALS AND SHOTS BY PERIODS	1st	2nd	3rd	OT	TOTAL
FLAMES	1 - 20	2 - 27	1 - 21	0 - 0	4 - 68
Canadiens	1 - 21	3 - 30	2 - 11	0 - 0	6 - 62

FLAMES	GP	G	A	P	+/-	PIM	PP	SH	EN
Matthew Tkachuk	2	2	2	4	2	0	1	0	0
Elias Lindholm	2	1	1	2	-2	0	0	0	0
Mikael Backlund	2	0	2	2	2	0	0	0	0
Mark Giordano	2	0	2	0	4	0	0	0	0
Michael Frolik	2	1	0	1	1	2	0	0	0
T.J. Brodie	2	0	1	1	1	2	0	0	0
Rasmus Andersson	2	0	0	0	1	0	0	0	0
Sam Bennett	2	0	0	0	-1	0	0	0	0
Johnny Gaudreau	2	0	0	0	-3	0	0	0	0
Noah Hanifin	2	0	0	0	-1	2	0	0	0
Garnet Hathaway	2	0	0	0	1	0	0	0	0
Mark Jankowski	2	0	0	0	0	0	0	0	0
Sean Monahan	2	0	0	0	-3	0	0	0	0
James Neal	2	0	0	0	0	0	0	0	0
Derek Ryan	2	0	0	0	0	2	0	0	0
Juuso Valimaki	2	0	0	0	-1	0	0	0	0
Austin Czarnik	1	0	0	0	0	0	0	0	0
Dillon Dube	1	0	0	0	0	0	0	0	0
Travis Hamonic	1	0	0	0	-1	0	0	0	0
Michael Stone	1	0	0	0	-1	0	0	0	0

CANADIENS	GP	G	A	P	+/-	PIM	PP	SH	EN
Jonathan Drouin	2	2	1	3	1	0	0	0	0
Max Domi	2	0	3	3	1	2	0	0	0
Brendan Gallagher	2	1	1	2	-1	0	1	0	0
Jeff Petry	2	1	1	2	-2	4	1	0	0
Artturi Lehkonen	2	1	0	1	2	0	0	0	0
Tomas Tatar	2	1	0	1	-1	0	0	0	0
Phillip Danault	2	0	1	1	0	0	0	0	0
Noah Juulsen	2	0	1	1	1	0	0	0	0
Jesper Kotkaniemi	2	0	1	1	0	0	0	0	0
Xavier Ouellet	2	0	1	1	1	2	0	0	0
Andrew Shaw	2	0	1	1	1	4	0	0	0
Jordie Benn	2	0	0	0	-3	0	0	0	0
Nicolas Deslauriers	2	0	0	0	0	0	0	0	0
Victor Mete	2	0	0	0	3	0	0	0	0
Matthew Peca	2	0	0	0	0	0	0	0	0
Kenny Agostino	1	0	0	0	1	0	0	0	0
Joel Armia	1	0	0	0	0	0	0	0	0
Paul Byron	1	0	0	0	0	0	0	0	0
Charles Hudon	1	0	0	0	-1	0	0	0	0
Mike Reilly	1	0	0	0	0	0	0	0	0
David Schlemko	1	0	0	0	2	0	0	0	0

GOALTENDERS	GP	MP	SO	GA	SA	SV	GAA	SV %
David Rittich (0-1-0)	1	59	0	3	40	37	3.06	.925
Mike Smith (0-1-0)	1	57	0	3	22	19	3.14	.864

GOALTENDERS	GP	MP	SO	GA	SA	SV	GAA	SV %
Carey Price (2-0-0)	2	120	0	4	68	64	2.00	.941

	POWER PLAY			PENALTY KILLING		
	PPG	ADV	%	PK	ADV	%
FLAMES	1	6	16.7	5	7	71.4
Canadiens	2	7	28.6	5	6	83.3

FLAMES VS NASHVILLE PREDATORS



ALL-TIME: 36-32-4-2

SINCE CALGARY: 36-32-4-2

LAST WIN: December 8, 2018 Flames 5 vs. Predators 2

DATE	TEAMS	ATTENDANCE	WINNING GOAL	GOALTENDERS
Oct. 9, 2018	FLAMES 3 AT Predators 0	17,209	Elias Lindholm	Smith vs Rinne
Oct. 19, 2018	Predators 5 AT FLAMES 3	18,725	Zac Rinaldo	Smith vs Rinne, Saros
Dec. 8, 2018	Predators 2 AT FLAMES 5	17,717	Garnet Hathaway	Smith vs Saros

HEAD TO HEAD	GP	W	L	OTL	SOL	PTS	GF	GA	PPG	SHG	PIM
FLAMES	3	2	1	0	0	4	11	7	3	0	18
Predators	3	1	2	0	0	2	7	11	1	0	16

GOALS AND SHOTS BY PERIODS	1st	2nd	3rd	OT	TOTAL
FLAMES	3 - 15	3 - 31	5 - 33	0 - 0	11 - 79
Predators	2 - 22	2 - 39	3 - 40	0 - 0	7 - 101

FLAMES	GP	G	A	P	+/-	PIM	PP	SH	EN
Johnny Gaudreau	3	0	6	6	3	0	0	0	0
Elias Lindholm	3	3	2	5	2	2	1	0	1
Sean Monahan	3	3	1	4	2	0	1	0	0
Matthew Tkachuk	3	1	2	3	-3	2	1	0	0
Oliver Kyllington	1	1	1	2	0	0	0	0	0
Mark Giordano	2	0	2	2	0	0	0	0	0
Sam Bennett	3	1	0	1	0	0	0	0	0
Garnet Hathaway	2	1	0	1	2	0	0	0	0
Alan Quine	1	1	0	1	1	0	0	0	0
Rasmus Andersson	3	0	1	1	-2	0	0	0	0
T.J. Brodie	3	0	1	1	-2	2	0	0	0
Noah Hanifin	3	0	1	1	1	0	0	0	0
Derek Ryan	3	0	1	1	0	0	0	0	0
Michael Stone	2	0	1	1	1	2	0	0	0
Travis Hamonic	1	0	1	1	3	0	0	0	0
James Neal	3	0	0	0	0	4	0	0	0
Mikael Backlund	2	0	0	0	-1	2	0	0	0
Austin Czarnik	2	0	0	0	1	0	0	0	0
Dillon Dube	2	0	0	0	0	0	0	0	0
Michael Frolik	2	0	0	0	-1	2	0	0	0
Mark Jankowski	2	0	0	0	0	0	0	0	0
Juuso Valimaki	2	0	0	0	0	0	0	0	0
Andrew Mangiapane	1	0	0	0	0	0	0	0	0
Anthony Peluso	1	0	0	0	0	0	0	0	0
Dalton Prout	1	0	0	0	1	0	0	0	0

PREDATORS	GP	G	A	P	+/-	PIM	PP	SH	EN
Craig Smith	3	2	0	2	0	0	0	0	0
Kevin Fiala	3	1	1	2	-3	4	1	0	0
Filip Forsberg	2	1	1	2	1	0	0	0	1
Ryan Ellis	3	0	2	2	2	0	0	0	0
Kyle Turris	2	0	2	2	0	0	0	0	0
Ryan Johansen	3	1	0	1	-3	0	0	0	0
Zac Rinaldo	3	1	0	1	0	0	0	0	0
Colton Sissons	3	1	0	1	0	0	0	0	0
Mattias Ekholm	3	0	1	1	-3	2	0	0	0
Roman Josi	3	0	1	1	2	0	0	0	0
Yannick Weber	3	0	1	1	-1	0	0	0	0
Miikka Salomaki	2	0	1	1	0	0	0	0	0
Rocco Grimaldi	1	0	1	1	0	0	0	0	0
Nick Bonino	3	0	0	0	-1	2	0	0	0
Ryan Hartman	3	0	0	0	0	2	0	0	0
Calle Jarnkrok	3	0	0	0	0	0	0	0	0
Viktor Arvidsson	2	0	0	0	0	2	0	0	0
Anthony Bitetto	2	0	0	0	0	0	0	0	0
Frederick Gaudreau	2	0	0	0	-1	0	0	0	0
Dan Hamhuis	2	0	0	0	-3	2	0	0	0
P.K. Subban	2	0	0	0	-1	2	0	0	0
Austin Watson	1	0	0	0	0	0	0	0	0

GOALTENDERS	GP	MP	SO	GA	SA	SV	GAA	SV%
Mike Smith (2-1-0)	3	178	1	6	100	94	2.02	.940

GOALTENDERS	GP	MP	SO	GA	SA	SV	GAA	SV%
Juuse Saros (1-1-0)	2	74	0	4	33	29	3.23	.879
Pekka Rinne (0-1-0)	2	105	0	6	45	39	3.42	.867

	POWER PLAY			PENALTY KILLING		
	PPG	ADV	%	PK	ADV	%
FLAMES	3	8	37.5	7	8	87.5
Predators	1	8	12.5	5	8	62.5

FLAMES VS NEW JERSEY DEVILS



ALL-TIME: 68-24-11-2

SINCE CALGARY: 46-22-7-2

LAST WIN: March 12, 2019 Flames 9 vs. Devils 4

DATE	TEAMS	ATTENDANCE	WINNING GOAL	GOALTENDERS
Feb. 27, 2019	FLAMES 2 AT Devils 1	12,019	Mark Giordano	Rittich vs Blackwood
Mar.12, 2019	Devils 4 AT FLAMES 9	18,529	Johnny Gaudreau	Rittich vs Blackwood

HEAD TO HEAD	GP	W	L	OTL	SOL	PTS	GF	GA	PPG	SHG	PIM
FLAMES	2	2	0	0	0	4	11	5	1	0	10
Devils	2	0	2	0	0	0	5	11	0	2	12

GOALS AND SHOTS BY PERIODS	1st	2nd	3rd	OT	TOTAL
FLAMES	1 - 26	4 - 26	6 - 22	0 - 0	11 - 74
Devils	2 - 13	3 - 17	0 - 16	0 - 0	5 - 46

FLAMES	GP	G	A	P	+/-	PIM	PP	SH	EN
Johnny Gaudreau	2	3	5	8	3	0	0	0	0
Elias Lindholm	2	2	3	5	4	0	1	0	0
Sean Monahan	2	1	4	5	2	0	0	0	0
Derek Ryan	2	2	1	3	3	0	0	0	0
Mark Giordano	2	1	2	3	-2	2	0	0	0
Sam Bennett	2	1	1	2	2	0	0	0	0
Matthew Tkachuk	2	1	1	2	-2	0	0	0	0
Rasmus Andersson	2	0	1	1	2	0	0	0	0
Mikael Backlund	2	0	1	1	0	0	0	0	0
Oscar Fantenberg	2	0	1	1	2	2	0	0	0
T.J. Brodie	2	0	0	0	-1	2	0	0	0
Austin Czarnik	2	0	0	0	1	2	0	0	0
Michael Frolik	2	0	0	0	0	0	0	0	0
Travis Hamonic	2	0	0	0	4	2	0	0	0
Noah Hanifin	2	0	0	0	4	0	0	0	0
Garnet Hathaway	2	0	0	0	0	0	0	0	0
Mark Jankowski	2	0	0	0	-1	0	0	0	0
Andrew Mangiapane	2	0	0	0	0	0	0	0	0

DEVILS	GP	G	A	P	+/-	PIM	PP	SH	EN
Blake Coleman	2	1	1	2	-2	8	0	0	0
Kenny Agostino	2	1	0	1	0	0	0	0	0
Kevin Rooney	2	1	0	1	1	0	0	1	0
Travis Zajac	2	1	0	1	0	0	0	1	0
Kyle Palmieri	1	1	0	1	-1	0	0	0	0
Will Butcher	2	0	1	1	-3	0	0	0	0
Connor Carrick	2	0	1	1	-5	0	0	0	0
Andy Greene	2	0	1	1	0	0	0	0	0
Damon Severson	2	0	1	1	1	2	0	0	0
Nick Lappin	2	0	0	0	-3	0	0	0	0
Michael McLeod	2	0	0	0	-1	0	0	0	0
Blake Pietila	2	0	0	0	-2	0	0	0	0
Drew Stafford	2	0	0	0	0	0	0	0	0
Egor Yakovlev	2	0	0	0	-2	0	0	0	0
Joey Anderson	1	0	0	0	-2	0	0	0	0
Nathan Bastian	1	0	0	0	0	0	0	0	0
Kurtis Gabriel	1	0	0	0	0	0	0	0	0
Nico Hischier	1	0	0	0	-1	0	0	0	0
Mirco Mueller	1	0	0	0	1	0	0	0	0
Stefan Noesen	1	0	0	0	-1	2	0	0	0
Steven Santini	1	0	0	0	0	0	0	0	0
Eric Tangradi	1	0	0	0	-2	0	0	0	0
Sami Vatanen	1	0	0	0	0	0	0	0	0

GOALTENDERS	GP	MP	SO	GA	SA	SV	GAA	SV%
David Rittich (2-0-0)	2	120	0	5	46	41	2.51	.891

GOALTENDERS	GP	MP	SO	GA	SA	SV	GAA	SV%
MacKenzie Blackwood (0-2-0)	2	117	0	11	74	63	5.62	.851

	POWER PLAY			PENALTY KILLING		
	PPG	ADV	%	PK	ADV	%
FLAMES	1	5	20.0	4	4	100.0
Devils	0	4	0.0	4	5	80.0

FLAMES VS NEW YORK ISLANDERS



ALL-TIME: 48-47-20-3

SINCE CALGARY: 36-25-8-3

LAST WIN: February 26, 2019 Flames 3 at Islanders 1

DATE	TEAMS	ATTENDANCE	WINNING GOAL	GOALTENDERS
Feb. 20, 2019	Islanders 2 AT FLAMES 4	18,632	Austin Czarnik	Smith vs Greiss
Feb. 26, 2019	FLAMES 3 AT Islanders 1	13,097	Mikael Backlund	Smith vs Lehner

HEAD TO HEAD	GP	W	L	OTL	SOL	PTS	GF	GA	PPG	SHG	PIM
FLAMES	2	2	0	0	0	4	7	3	2	0	16
Islanders	2	0	2	0	0	0	3	7	0	0	18

GOALS AND SHOTS BY PERIODS	1st	2nd	3rd	OT	TOTAL
FLAMES	2 - 21	1 - 22	4 - 16	0 - 0	7 - 59
Islanders	0 - 8	2 - 16	1 - 22	0 - 0	3 - 46

FLAMES	GP	G	A	P	+/-	PIM	PP	SH	EN
Mikael Backlund	2	2	1	3	2	4	0	0	0
Elias Lindholm	2	0	3	3	2	2	0	0	0
Rasmus Andersson	2	1	1	2	2	0	0	0	0
Austin Czarnik	2	1	1	2	2	0	0	0	0
Johnny Gaudreau	2	1	1	2	-1	0	1	0	0
Mark Giordano	2	0	2	2	0	0	0	0	0
Sean Monahan	2	0	2	2	-2	0	0	0	0
Travis Hamonic	2	1	0	1	2	2	0	0	0
Matthew Tkachuk	2	1	0	1	-3	0	1	0	0
Michael Frolik	2	0	1	1	2	0	0	0	0
Mark Jankowski	2	0	1	1	2	0	0	0	0
Sam Bennett	2	0	0	0	1	0	0	0	0
T.J. Brodie	2	0	0	0	-2	2	0	0	0
Noah Hanifin	2	0	0	0	2	0	0	0	0
Garnet Hathaway	2	0	0	0	1	2	0	0	0
Andrew Mangiapane	2	0	0	0	0	0	0	0	0
Derek Ryan	2	0	0	0	0	2	0	0	0
Oliver Kyllington	1	0	0	0	0	0	0	0	0
Dalton Prout	1	0	0	0	0	2	0	0	0

ISLANDERS	GP	G	A	P	+/-	PIM	PP	SH	EN
Josh Bailey	2	1	1	2	-1	0	0	0	0
Casey Cizikas	2	1	0	1	0	0	0	0	0
Anders Lee	2	1	0	1	1	0	0	0	0
Jordan Eberle	2	0	1	1	1	0	0	0	0
Valtteri Filppula	2	0	1	1	0	0	0	0	0
Brock Nelson	2	0	1	1	1	2	0	0	0
Devon Toews	2	0	1	1	-1	0	0	0	0
Andrew Ladd	1	0	1	1	0	0	0	0	0
Mathew Barzal	2	0	0	0	-3	2	0	0	0
Anthony Beauvillier	2	0	0	0	-2	0	0	0	0
Johnny Boychuk	2	0	0	0	0	0	0	0	0
Cal Clutterbuck	2	0	0	0	-1	4	0	0	0
Leo Komarov	2	0	0	0	-1	2	0	0	0
Nick Leddy	2	0	0	0	0	4	0	0	0
Matt Martin	2	0	0	0	0	2	0	0	0
Adam Pelech	2	0	0	0	-1	0	0	0	0
Ryan Pulock	2	0	0	0	-1	0	0	0	0
Thomas Hickey	1	0	0	0	-1	2	0	0	0
Tom Kuhnhackl	1	0	0	0	-1	0	0	0	0
Scott Mayfield	1	0	0	0	0	0	0	0	0

GOALTENDERS	GP	MP	SO	GA	SA	SV	GAA	SV %
Mike Smith (2-0-0)	2	120	0	3	46	43	1.50	.935

GOALTENDERS	GP	MP	SO	GA	SA	SV	GAA	SV %
Robin Lehner (0-1-0)	1	58	0	3	27	24	3.09	.889
Thomas Greiss (0-1-0)	1	58	0	4	32	28	4.11	.875

	POWER PLAY			PENALTY KILLING		
	PPG	ADV	%	PK	ADV	%
FLAMES	2	8	25.0	6	6	100.0
Islanders	0	6	0.0	6	8	75.0

FLAMES VS NEW YORK RANGERS



ALL-TIME: 57-42-15-5

SINCE CALGARY: 32-27-9-5

LAST WIN: March 15, 2019 Flames 5 vs. Rangers 1

DATE	TEAMS	ATTENDANCE	WINNING GOAL	GOALTENDERS
Oct. 21, 2018	FLAMES 4 AT Rangers 1	17,404	Garnet Hathaway	Rittich vs Lundqvist
Mar. 15, 2019	Rangers 1 AT FLAMES 5	18,956	Matthew Tkachuk	Rittich vs Georgiev

HEAD TO HEAD	GP	W	L	OTL	SOL	PTS	GF	GA	PPG	SHG	PIM
FLAMES	2	2	0	0	0	4	9	2	0	0	14
Rangers	2	0	2	0	0	0	2	9	1	0	16

GOALS AND SHOTS BY PERIODS	1st	2nd	3rd	OT	TOTAL
FLAMES	2 - 24	4 - 15	3 - 19	0 - 0	9 - 58
Rangers	1 - 18	0 - 22	1 - 30	0 - 0	2 - 70

FLAMES	GP	G	A	P	+/-	PIM	PP	SH	EN
Matthew Tkachuk	2	2	3	5	5	0	0	0	0
Johnny Gaudreau	2	3	0	3	3	2	0	0	0
Garnet Hathaway	2	3	0	3	3	4	0	0	0
Michael Frolik	2	1	1	2	3	0	0	0	0
Mark Giordano	2	0	2	2	4	0	0	0	0
Mikael Backlund	2	0	1	1	2	2	0	0	0
Noah Hanifin	2	0	1	1	0	0	0	0	0
Mark Jankowski	2	0	1	1	2	2	0	0	0
Sean Monahan	2	0	1	1	3	0	0	0	0
Derek Ryan	2	0	1	1	1	0	0	0	0
Rasmus Andersson	2	0	0	0	4	0	0	0	0
Sam Bennett	2	0	0	0	0	4	0	0	0
T.J. Brodie	2	0	0	0	1	0	0	0	0
Elias Lindholm	2	0	0	0	1	0	0	0	0
Austin Czarnik	1	0	0	0	0	0	0	0	0
Dillon Dube	1	0	0	0	2	0	0	0	0
Oscar Fantenberg	1	0	0	0	3	0	0	0	0
Travis Hamonic	1	0	0	0	2	0	0	0	0
Andrew Mangiapane	1	0	0	0	0	0	0	0	0
James Neal	1	0	0	0	0	0	0	0	0
Michael Stone	1	0	0	0	1	0	0	0	0
Juuso Valimaki	1	0	0	0	1	0	0	0	0

RANGERS	GP	G	A	P	+/-	PIM	PP	SH	EN
Neal Pionk	2	1	1	2	-4	0	0	0	0
Mika Zibanejad	2	1	0	1	-3	0	1	0	0
Ryan Strome	1	0	1	1	1	0	0	0	0
Mats Zuccarello	1	0	1	1	-1	2	0	0	0
Pavel Buchnevich	2	0	0	0	-1	0	0	0	0
Filip Chytil	2	0	0	0	-1	0	0	0	0
Jesper Fast	2	0	0	0	-5	0	0	0	0
Brett Howden	2	0	0	0	-2	4	0	0	0
Chris Kreider	2	0	0	0	-3	2	0	0	0
Vladislav Namestnikov	2	0	0	0	-1	4	0	0	0
Kevin Shattenkirk	2	0	0	0	-2	0	0	0	0
Brady Skjei	2	0	0	0	-4	0	0	0	0
Brendan Smith	2	0	0	0	-2	2	0	0	0
Marc Staal	2	0	0	0	-2	0	0	0	0
Jimmy Vesey	2	0	0	0	-2	0	0	0	0
Lias Andersson	1	0	0	0	-3	0	0	0	0
Connor Brickley	1	0	0	0	-1	0	0	0	0
Tony DeAngelo	1	0	0	0	-1	0	0	0	0
Kevin Hayes	1	0	0	0	0	0	0	0	0
Brendan Lemieux	1	0	0	0	-1	2	0	0	0
Vinni Lettieri	1	0	0	0	-1	0	0	0	0
Cody McLeod	1	0	0	0	-1	0	0	0	0
Adam McQuaid	1	0	0	0	-1	0	0	0	0

GOALTENDERS	GP	MP	SO	GA	SA	SV	GAA	SV %
David Rittich (2-0-0)	2	120	0	2	70	68	1.00	.971

GOALTENDERS	GP	MP	SO	GA	SA	SV	GAA	SV %
Henrik Lundqvist (0-1-0)	1	60	0	4	26	22	4.00	.846
Alexander Georgiev (0-1-0)	1	60	0	5	32	27	5.00	.844

	POWER PLAY			PENALTY KILLING		
	PPG	ADV	%	PK	ADV	%
FLAMES	0	5	0.0	4	5	80.0
Rangers	1	5	20.0	5	5	100.0

FLAMES VS OTTAWA SENATORS



ALL-TIME: 22-14-4-3

SINCE CALGARY: 22-14-4-3

LAST WIN: March 21, 2019 Flames 5 vs. Senators 1

DATE	TEAMS	ATTENDANCE	WINNING GOAL	GOALTENDERS
Feb. 24, 2019	FLAMES 2 AT Senators 1	13,160	Austin Czarnik	Rittich vs Anderson
Mar. 21, 2019	Senators 1 AT FLAMES 5	18,793	Garnet Hathaway	Smith vs Anderson

HEAD TO HEAD	GP	W	L	OTL	SOL	PTS	GF	GA	PPG	SHG	PIM
FLAMES	2	2	0	0	0	4	7	2	0	1	12
Senators	2	0	2	0	0	0	2	7	0	0	10

GOALS AND SHOTS BY PERIODS	1st	2nd	3rd	OT	TOTAL
FLAMES	3 - 24	1 - 20	3 - 27	0 - 0	7 - 71
Senators	1 - 16	1 - 16	0 - 10	0 - 0	2 - 42

FLAMES	GP	G	A	P	+/-	PIM	PP	SH	EN
Michael Frolik	2	0	3	3	3	2	0	0	0
Mikael Backlund	2	2	0	2	2	0	0	0	0
Garnet Hathaway	2	1	1	2	2	0	0	0	0
Andrew Mangiapane	2	1	1	2	1	0	0	0	0
Matthew Tkachuk	2	1	1	2	3	2	0	0	0
Derek Ryan	2	0	2	2	2	0	0	0	0
Austin Czarnik	2	1	0	1	0	0	0	0	0
Mark Giordano	2	1	0	1	4	2	0	1	0
Rasmus Andersson	2	0	1	1	1	0	0	0	0
Sam Bennett	2	0	1	1	-1	2	0	0	0
Mark Jankowski	2	0	1	1	1	0	0	0	0
T.J. Brodie	2	0	0	0	2	0	0	0	0
Johnny Gaudreau	2	0	0	0	0	0	0	0	0
Travis Hamonic	2	0	0	0	2	2	0	0	0
Noah Hanifin	2	0	0	0	1	0	0	0	0
Elias Lindholm	2	0	0	0	1	0	0	0	0
Sean Monahan	2	0	0	0	0	0	0	0	0
Oscar Fantenberg	1	0	0	0	0	0	0	0	0
Oiver Kyllington	1	0	0	0	0	0	0	0	0

SENATORS	GP	G	A	P	+/-	PIM	PP	SH	EN
Dylan DeMelo	2	1	0	1	-2	0	0	0	0
Brady Tkachuk	2	1	0	1	-3	0	0	0	0
Anthony Duclair	2	0	1	1	-1	0	0	0	0
Thomas Chabot	1	0	1	1	-1	0	0	0	0
Brian Gibbons	1	0	1	1	0	0	0	0	0
Rudolfs Balcers	2	0	0	0	-1	2	0	0	0
Filip Chlapik	2	0	0	0	-1	2	0	0	0
Ben Harpur	2	0	0	0	-2	0	0	0	0
Christian Jaros	2	0	0	0	-1	0	0	0	0
Magnus Paajarvi	2	0	0	0	0	0	0	0	0
Bobby Ryan	2	0	0	0	-2	2	0	0	0
Zack Smith	2	0	0	0	-1	2	0	0	0
Christian Wolanin	2	0	0	0	-2	0	0	0	0
Vitaly Abramov	1	0	0	0	-3	0	0	0	0
Drake Batherson	1	0	0	0	1	0	0	0	0
Mikkel Boedker	1	0	0	0	-1	0	0	0	0
Mark Borowiecki	1	0	0	0	0	0	0	0	0
Erik Brannstrom	1	0	0	0	-1	0	0	0	0
Logan Brown	1	0	0	0	0	0	0	0	0
Cody Golubeuf	1	0	0	0	0	2	0	0	0
Oscar Lindberg	1	0	0	0	-1	0	0	0	0
Jean-Gabriel Pageau	1	0	0	0	0	0	0	0	0
Chris Tierney	1	0	0	0	0	0	0	0	0
Max Veronneau	1	0	0	0	-1	0	0	0	0
Colin White	1	0	0	0	-2	0	0	0	0

GOALTENDERS	GP	MP	SO	GA	SA	SV	GAA	SV %
David Rittich (1-0-0)	1	60	0	1	23	22	1.00	.957
Mike Smith (1-0-0)	1	59	0	1	19	18	1.01	.947

GOALTENDERS	GP	MP	SO	GA	SA	SV	GAA	SV %
Craig Anderson (0-2-0)	2	119	0	7	71	64	3.51	.901

	POWER PLAY			PENALTY KILLING		
	PPG	ADV	%	PK	ADV	%
FLAMES	0	5	0.0	6	6	100.0
Senators	0	6	0.0	5	5	100.0

FLAMES VS PHILADELPHIA FLYERS



ALL-TIME: 49-58-12-2

SINCE CALGARY: 34-34-4-2

LAST WIN: January 5, 2019 Flames 3 at Flyers 2

DATE	TEAMS	ATTENDANCE	WINNING GOAL	GOALTENDERS
Dec. 12, 2018 *	Flyers 5 AT FLAMES 6	17,763	Johnny Gaudreau	Smith, Rittich vs Stolarz
Jan. 5, 2019 *	FLAMES 3 AT Flyers 2	19,236	T.J. Brodie	Rittich vs Hart

* Overtime

HEAD TO HEAD	GP	W	L	OTL	SOL	PTS	GF	GA	PPG	SHG	PIM
FLAMES	2	2	0	0	0	4	9	7	1	1	14
Flyers	2	0	0	2	0	2	7	9	2	1	20

GOALS AND SHOTS BY PERIODS	1st	2nd	3rd	OT	TOTAL
FLAMES	1 - 23	3 - 20	3 - 26	2 - 4	9 - 73
Flyers	1 - 21	4 - 18	2 - 13	0 - 1	7 - 53

FLAMES	GP	G	A	P	+/-	PIM	PP	SH	EN
Matthew Tkachuk	2	1	5	6	5	0	0	0	0
Johnny Gaudreau	2	2	2	4	3	0	0	0	0
Sean Monahan	2	2	2	4	2	2	1	0	0
Mark Giordano	2	1	2	3	2	4	0	1	0
Sam Bennett	2	1	1	2	1	0	0	0	0
Noah Hanifin	2	0	2	2	1	0	0	0	0
Rasmus Andersson	2	1	0	1	2	0	0	0	0
T.J. Brodie	2	1	0	1	0	0	0	0	0
Travis Hamonic	2	0	1	1	1	0	0	0	0
Derek Ryan	2	0	1	1	-1	4	0	0	0
Alan Quine	1	0	1	1	0	0	0	0	0
Austin Czarnik	2	0	0	0	-2	0	0	0	0
Garnet Hathaway	2	0	0	0	-1	2	0	0	0
Mark Jankowski	2	0	0	0	0	0	0	0	0
Oliver Kyllington	2	0	0	0	-1	0	0	0	0
Elias Lindholm	2	0	0	0	2	0	0	0	0
James Neal	2	0	0	0	-4	2	0	0	0
Mikael Backlund	1	0	0	0	2	0	0	0	0
Michael Frolik	1	0	0	0	0	0	0	0	0
Andrew Mangiapane	1	0	0	0	-2	0	0	0	0

FLYERS	GP	G	A	P	+/-	PIM	PP	SH	EN
Sean Couturier	2	2	1	3	0	0	0	1	0
Travis Sanheim	2	2	0	2	1	0	1	0	0
Claude Giroux	2	0	2	2	1	0	0	0	0
Ivan Provorov	2	0	2	2	-1	4	0	0	0
Travis Konecny	2	1	0	1	0	2	0	0	0
James van Riemsdyk	2	1	0	1	-2	0	1	0	0
Dale Weise	2	1	0	1	-1	0	0	0	0
Radko Gudas	2	0	1	1	0	2	0	0	0
Robert Hagg	2	0	1	1	-1	0	0	0	0
Jakub Voracek	2	0	1	1	-2	0	0	0	0
Jordan Weal	1	0	1	1	-2	0	0	0	0
Shayne Gostisbehere	2	0	0	0	-2	2	0	0	0
Scott Laughton	2	0	0	0	0	2	0	0	0
Oskar Lindblom	2	0	0	0	1	0	0	0	0
Nolan Patrick	2	0	0	0	-2	0	0	0	0
Michael Raffl	2	0	0	0	0	4	0	0	0
Wayne Simmonds	2	0	0	0	-2	2	0	0	0
Christian Folin	1	0	0	0	0	0	0	0	0
Andrew MacDonald	1	0	0	0	0	2	0	0	0
Phil Varone	1	0	0	0	1	0	0	0	0

GOALTENDERS	GP	MP	SO	GA	SA	SV	GAA	SV %
David Rittich (2-0-0)	2	81	0	3	39	36	2.23	.923
Mike Smith (0-0-0)	1	40	0	4	14	10	6.00	.714

GOALTENDERS	GP	MP	SO	GA	SA	SV	GAA	SV %
Carter Hart (0-0-1)	1	62	0	3	32	29	2.90	.906
Anthony Stolarz (0-0-1)	1	61	0	6	41	35	5.94	.854

	POWER PLAY			PENALTY KILLING		
	PPG	ADV	%	PK	ADV	%
FLAMES	1	8	12.5	5	7	71.4
Flyers	2	7	28.6	7	8	87.5

FLAMES VS PITTSBURGH PENGUINS



ALL-TIME: 44-44-18-2

SINCE CALGARY: 30-31-10-2

LAST WIN: February 16, 2019 Flames 5 at Penguins 4

DATE	TEAMS	ATTENDANCE	WINNING GOAL	GOALTENDERS
Oct. 25, 2018	Penguins 9 AT FLAMES 1	17,834	Patric Hornqvist	Smith, Rittich vs Murray
Feb. 16, 2019	FLAMES 5 AT Penguins 4	18,667	Sam Bennett	Smith vs Murray, DeSmith

HEAD TO HEAD	GP	W	L	OTL	SOL	PTS	GF	GA	PPG	SHG	PIM
FLAMES	2	1	1	0	0	2	6	13	1	0	24
Penguins	2	1	1	0	0	2	13	6	5	0	24

GOALS AND SHOTS BY PERIODS	1st	2nd	3rd	OT	TOTAL
FLAMES	1 - 19	4 - 30	1 - 21	0 - 0	6 - 70
Penguins	4 - 27	5 - 27	4 - 20	0 - 0	13 - 74

FLAMES	GP	G	A	P	+/-	PIM	PP	SH	EN
Derek Ryan	1	0	3	3	2	0	0	0	0
Sean Monahan	2	0	2	2	-1	0	0	0	0
Sam Bennett	2	1	0	1	-2	9	1	0	0
Austin Czarnik	2	1	0	1	0	0	0	0	0
Michael Frolik	2	1	0	1	-1	0	0	0	0
Travis Hamonic	2	1	0	1	0	4	0	0	0
Andrew Mangiapane	1	1	0	1	1	0	0	0	0
James Neal	1	1	0	1	-3	0	0	0	0
Rasmus Andersson	2	0	1	1	0	5	0	0	0
Mikael Backlund	2	0	1	1	-2	0	0	0	0
Elias Lindholm	2	0	1	1	0	0	0	0	0
Matthew Tkachuk	2	0	1	1	-3	0	0	0	0
Dillon Dube	1	0	1	1	1	0	0	0	0
Oliver Kyllington	1	0	1	1	2	0	0	0	0
T.J. Brodie	2	0	0	0	-1	0	0	0	0
Johnny Gaudreau	2	0	0	0	-1	2	0	0	0
Mark Giordano	2	0	0	0	-4	0	0	0	0
Noah Hanifin	2	0	0	0	0	0	0	0	0
Garnet Hathaway	2	0	0	0	1	0	0	0	0
Mark Jankowski	2	0	0	0	-2	2	0	0	0
Michael Stone	1	0	0	0	-2	2	0	0	0

PENGUINS	GP	G	A	P	+/-	PIM	PP	SH	EN
Sidney Crosby	2	2	4	6	1	0	1	0	0
Evgeni Malkin	2	2	3	5	-1	2	2	0	0
Phil Kessel	2	2	2	4	0	2	0	0	0
Kris Letang	2	0	3	3	2	2	0	0	0
Derick Brassard	1	0	3	3	1	0	0	0	0
Jake Guentzel	2	2	0	2	2	0	0	0	0
Patric Hornqvist	2	2	0	2	2	2	1	0	0
Bryan Rust	2	1	1	2	1	0	0	0	0
Dominik Simon	1	0	2	2	2	0	0	0	0
Matt Cullen	2	1	0	1	1	0	0	0	0
Jack Johnson	2	1	0	1	0	0	1	0	0
Brian Dumoulin	2	0	1	1	2	0	0	0	0
Nick Bjugstad	1	0	1	1	-1	0	0	0	0
Olli Maatta	1	0	1	1	1	0	0	0	0
Jamie Oleksiak	1	0	1	1	2	0	0	0	0
Justin Schultz	1	0	1	1	0	0	0	0	0
Riley Sheahan	1	0	1	1	0	0	0	0	0
Chad Ruhwedel	2	0	0	0	-1	0	0	0	0
Zach Aston-Reese	1	0	0	0	0	4	0	0	0
Teddy Blueger	1	0	0	0	0	0	0	0	0
Derek Grant	1	0	0	0	1	0	0	0	0
Carl Hagelin	1	0	0	0	1	0	0	0	0
Jared McCann	1	0	0	0	0	7	0	0	0
Marcus Pettersson	1	0	0	0	0	5	0	0	0
Garrett Wilson	1	0	0	0	-1	0	0	0	0

GOALTENDERS	GP	MP	SO	GA	SA	SV	GAA	SV %
Mike Smith (1-1-0)	2	89	0	10	59	49	6.72	.831
David Rittich (0-0-0)	1	31	0	3	15	12	5.87	.800

GOALTENDERS	GP	MP	SO	GA	SA	SV	GAA	SV %
Matt Murray (1-1-0)	2	100	0	6	63	57	3.60	.905
Casey DeSmith (0-0-0)	1	19	0	0	7	7	0.00	1.000

	POWER PLAY			PENALTY KILLING		
	PPG	ADV	%	PK	ADV	%
FLAMES	1	6	16.7	1	6	16.7
Penguins	5	6	83.3	5	6	83.3

FLAMES VS SAN JOSE SHARKS



ALL-TIME: 63-48-8-6

SINCE CALGARY: 63-48-8-6

LAST WIN: March 31, 2019 Flames 5 at Sharks 3

DATE	TEAMS	ATTENDANCE	WINNING GOAL	GOALTENDERS
Nov. 11, 2018	FLAMES 1 AT Sharks 3	17,562	Joonas Donskoi	Smith vs Jones
Dec. 31, 2018	Sharks 5 AT FLAMES 8	19,289	James Neal	Rittich vs Dell
Feb. 7, 2019	Sharks 5 AT FLAMES 2	18,748	Tomas Hertl	Smith, Rittich vs Jones
Mar. 31, 2019	FLAMES 5 AT Sharks 3	17,313	Mikael Backlund	Smith vs Dell

HEAD TO HEAD	GP	W	L	OTL	SOL	PTS	GF	GA	PPG	SHG	PIM
FLAMES	4	2	2	0	0	4	16	16	2	0	59
Sharks	4	2	2	0	0	4	16	16	3	1	71

GOALS AND SHOTS BY PERIODS	1st	2nd	3rd	OT	TOTAL
FLAMES	7 - 40	5 - 43	4 - 40	0 - 0	16 - 123
Sharks	6 - 39	4 - 37	6 - 31	0 - 0	16 - 107

FLAMES	GP	G	A	P	+/-	PIM	PP	SH	EN
Sean Monahan	4	2	5	7	-3	4	0	0	0
Johnny Gaudreau	4	2	4	6	-1	2	0	0	0
Matthew Tkachuk	4	2	3	5	-1	10	1	0	0
Mikael Backlund	4	3	0	3	1	0	0	0	0
Mark Jankowski	4	2	1	3	4	2	0	0	0
Michael Frolik	4	1	2	3	1	0	0	0	0
Elias Lindholm	4	1	2	3	-1	2	0	0	0
James Neal	4	1	2	3	1	0	0	0	0
Mark Giordano	4	0	3	3	5	6	0	0	0
T.J. Brodie	4	1	1	2	0	0	1	0	0
Noah Hanifin	4	0	2	2	-1	0	0	0	0
Dalton Prout	2	1	0	1	-2	2	0	0	0
Garnet Hathaway	4	0	1	1	0	0	0	0	0
Derek Ryan	4	0	1	1	0	0	0	0	0
Rasmus Andersson	3	0	1	1	1	12	0	0	0
Sam Bennett	3	0	1	1	1	15	0	0	0
Austin Czarnik	2	0	1	1	1	0	0	0	0
Andrew Mangiapane	2	0	1	1	1	0	0	0	0
Travis Hamonic	4	0	0	0	-2	0	0	0	0
Dillon Dube	1	0	0	0	0	0	0	0	0
Oliver Kyllington	1	0	0	0	0	2	0	0	0
Michael Stone	1	0	0	0	0	0	0	0	0
Juuso Valimaki	1	0	0	0	0	2	0	0	0

SHARKS	GP	G	A	P	+/-	PIM	PP	SH	EN
Joonas Donskoi	4	3	4	7	2	0	0	0	0
Evander Kane	4	3	4	7	3	14	0	0	0
Tomas Hertl	4	2	4	6	0	2	1	0	0
Brent Burns	4	2	3	5	-3	2	1	1	0
Timo Meier	4	1	3	4	-1	4	0	0	0
Joe Pavelski	3	1	3	4	1	0	0	0	1
Logan Couture	4	1	2	3	-3	2	0	0	0
Joe Thornton	4	1	1	2	-2	2	1	0	0
Erik Karlsson	2	0	2	2	1	2	0	0	0
Kevin Labanc	4	1	0	1	0	4	0	0	0
Lukas Radil	1	1	0	1	-1	0	0	0	0
Tim Heed	2	0	1	1	0	2	0	0	0
Joakim Ryan	2	0	1	1	-1	2	0	0	0
Radim Simek	2	0	1	1	0	0	0	0	0
Justin Braun	4	0	0	0	2	2	0	0	0
Brenden Dillon	4	0	0	0	0	2	0	0	0
Barclay Goodrow	4	0	0	0	1	17	0	0	0
Marcus Sorensen	4	0	0	0	-2	0	0	0	0
Marc-Edouard Vlasic	4	0	0	0	-1	0	0	0	0
Melker Karlsson	3	0	0	0	0	2	0	0	0
Dylan Gambrell	2	0	0	0	0	2	0	0	0
Micheal Haley	1	0	0	0	-1	10	0	0	0
Gustav Nyquist	1	0	0	0	-1	0	0	0	0
Antti Suomela	1	0	0	0	-1	0	0	0	0

GOALTENDERS	GP	MP	SO	GA	SA	SV	GAA	SV %
Mike Smith (1-2-0)	3	165	0	8	67	59	2.91	.881
David Rittich (1-0-0)	2	74	0	7	39	32	5.70	.821

GOALTENDERS	GP	MP	SO	GA	SA	SV	GAA	SV %
Martin Jones (2-0-0)	2	120	0	3	68	65	1.50	.956
Aaron Dell (0-2-0)	2	120	0	13	55	42	6.50	.764

	POWER PLAY			PENALTY KILLING		
	PPG	ADV	%	PK	ADV	%
FLAMES	2	17	11.8	9	12	75.0
Sharks	3	12	25.0	15	17	88.2

FLAMES VS ST. LOUIS BLUES



ALL-TIME: 80-77-14-4

SINCE CALGARY: 61-62-8-4

LAST WIN: December 16, 2018 Flames 7 at Blues 2

DATE	TEAMS	ATTENDANCE	WINNING GOAL	GOALTENDERS
Oct. 11, 2018	FLAMES 3 AT Blues 5	16,403	David Perron	Smith, Rittich vs Allen
Dec. 16, 2018	FLAMES 7 AT Blues 2	17,064	Mark Giordano	Rittich vs Allen, Binnington
Dec. 22, 2018	Blues 3 AT FLAMES 1	18,683	Tyler Bozak	Smith vs Allen

HEAD TO HEAD	GP	W	L	OTL	SOL	PTS	GF	GA	PPG	SHG	PIM
FLAMES	3	1	2	0	0	2	11	10	4	1	22
Blues	3	2	1	0	0	4	10	11	3	0	34

GOALS AND SHOTS BY PERIODS	1st	2nd	3rd	OT	TOTAL
FLAMES	6 - 33	1 - 33	4 - 26	0 - 0	11 - 92
Blues	5 - 32	4 - 31	1 - 24	0 - 0	10 - 87

FLAMES	GP	G	A	P	+/-	PIM	PP	SH	EN
Elias Lindholm	3	1	4	5	1	0	0	1	0
Johnny Gaudreau	3	2	2	4	-2	0	0	0	1
Matthew Tkachuk	3	2	2	4	1	4	2	0	0
Mark Giordano	3	1	2	3	1	4	1	0	0
Alan Quine	2	2	0	2	0	0	1	0	0
Derek Ryan	3	1	1	2	1	0	0	0	0
Austin Czarnik	2	0	2	2	0	0	0	0	0
Mikael Backlund	3	1	0	1	1	0	0	0	0
James Neal	3	1	0	1	-1	2	0	0	0
T.J. Brodie	3	0	1	1	0	0	0	0	0
Noah Hanifin	3	0	1	1	1	0	0	0	0
Sean Monahan	3	0	1	1	-3	2	0	0	0
Sam Bennett	2	0	1	1	1	4	0	0	0
Mark Jankowski	2	0	1	1	1	0	0	0	0
Dillon Dube	1	0	1	1	0	0	0	0	0
Rasmus Andersson	3	0	0	0	-3	0	0	0	0
Michael Frolik	2	0	0	0	0	4	0	0	0
Travis Hamonic	2	0	0	0	2	0	0	0	0
Garnet Hathaway	2	0	0	0	-2	0	0	0	0
Oliver Kyllington	2	0	0	0	0	0	0	0	0
Anthony Peluso	1	0	0	0	0	0	0	0	0
Kerby Rychel	1	0	0	0	-1	0	0	0	0
Michael Stone	1	0	0	0	1	0	0	0	0
Juuso Valimaki	1	0	0	0	-2	2	0	0	0

BLUES	GP	G	A	P	+/-	PIM	PP	SH	EN
David Perron	3	4	1	5	1	2	2	0	0
Brayden Schenn	3	0	3	3	-1	2	0	0	0
Vince Dunn	2	0	3	3	3	0	0	0	0
Tyler Bozak	3	2	0	2	4	2	1	0	0
Oskar Sundqvist	2	2	0	2	2	0	0	0	0
Alexander Steen	3	1	1	2	0	0	0	0	0
Ivan Barbashev	3	0	2	2	1	0	0	0	0
Jay Bouwmeester	3	0	2	2	1	2	0	0	0
Joel Edmundson	3	1	0	1	1	4	0	0	0
Pat Maroon	3	0	1	1	-3	4	0	0	0
Jaden Schwartz	3	0	1	1	-1	0	0	0	0
Robert Thomas	3	0	1	1	0	0	0	0	0
Jordan Nolan	2	0	1	1	1	12	0	0	0
Jordan Kyrou	1	0	1	1	1	0	0	0	0
Robert Bortuzzo	3	0	0	0	-1	2	0	0	0
Ryan O'Reilly	3	0	0	0	-5	2	0	0	0
Colton Parayko	3	0	0	0	0	0	0	0	0
Vladimir Tarasenko	3	0	0	0	-4	0	0	0	0
Chris Butler	2	0	0	0	1	0	0	0	0
Sammy Blais	1	0	0	0	1	0	0	0	0
Jakub Jerabek	1	0	0	0	-3	2	0	0	0
Alex Pietrangelo	1	0	0	0	0	0	0	0	0

GOALTENDERS	GP	MP	SO	GA	SA	SV	GAA	SV %
David Rittich (1-0-0)	2	77	0	2	36	34	1.56	.944
Mike Smith (0-2-0)	2	98	0	8	51	43	4.88	.843

GOALTENDERS	GP	MP	SO	GA	SA	SV	GAA	SV %
Jake Allen (2-1-0)	3	140	0	8	79	71	3.43	.899
Jordan Binnington (0-0-0)	1	38	0	2	12	10	3.18	.833

	POWER PLAY			PENALTY KILLING		
	PPG	ADV	%	PK	ADV	%
FLAMES	4	12	33.3	7	10	70.0
Blues	3	10	30.0	8	12	66.7

FLAMES VS TAMPA BAY LIGHTNING



ALL-TIME: 16-16-1-5

SINCE CALGARY: 16-16-1-5

LAST WIN: January 11, 2018 Flames 5 vs. Lightning 1

DATE	TEAMS	ATTENDANCE	WINNING GOAL	GOALTENDERS
Dec. 20, 2018 **	Lightning 5 AT FLAMES 4	19,289	J.T. Miller	Rittich vs Domingue
Feb. 12, 2019	FLAMES 3 AT Lightning 6	19,092	Anthony Cirelli	Rittich vs Vasilevskiy

** Shootout

HEAD TO HEAD	GP	W	L	OTL	SOL	PTS	GF	GA	PPG	SHG	PIM
FLAMES	2	0	1	0	1	1	7	11	2	0	14
Lightning	2	2	0	0	0	4	11	7	2	0	10

GOALS AND SHOTS BY PERIODS	1st	2nd	3rd	OT	TOTAL
FLAMES	4 - 18	1 - 15	2 - 19	0 - 7	7 - 59
Lightning	4 - 19	4 - 25	2 - 17	0 - 2	10 - 63

FLAMES	GP	G	A	P	+/-	PIM	PP	SH	EN
Johnny Gaudreau	2	1	3	4	0	0	0	0	0
Elias Lindholm	2	0	4	4	0	0	0	0	0
Sean Monahan	2	3	0	3	-1	0	1	0	0
Sam Bennett	2	1	1	2	1	0	0	0	0
Mikael Backlund	2	1	0	1	0	0	0	0	0
Mark Giordano	2	1	0	1	-1	0	1	0	0
Noah Hanifin	2	0	1	1	-1	0	0	0	0
Matthew Tkachuk	2	0	1	1	-1	0	0	0	0
Rasmus Andersson	2	0	0	0	-1	2	0	0	0
T.J. Brodie	2	0	0	0	-4	0	0	0	0
Travis Hamonic	2	0	0	0	1	2	0	0	0
Garnet Hathaway	2	0	0	0	-2	2	0	0	0
Mark Jankowski	2	0	0	0	-1	0	0	0	0
Oliver Kyllington	2	0	0	0	0	4	0	0	0
James Neal	2	0	0	0	-1	0	0	0	0
Derek Ryan	2	0	0	0	-1	0	0	0	0
Michael Frolik	1	0	0	0	-2	2	0	0	0
Ryan Lomberg	1	0	0	0	0	0	0	0	0
Andrew Mangiapane	1	0	0	0	0	2	0	0	0
Alan Quine	1	0	0	0	-1	0	0	0	0

LIGHTNING	GP	G	A	P	+/-	PIM	PP	SH	EN
Nikita Kucherov	2	1	5	6	4	0	0	0	0
Brayden Point	2	1	3	4	2	0	1	0	0
Steven Stamkos	2	2	1	3	-1	0	1	0	0
Yanni Gourde	2	1	2	3	3	0	0	0	0
Anthony Cirelli	2	1	1	2	1	0	0	0	0
Dan Girardi	2	1	0	1	1	0	0	0	0
Alex Killorn	2	1	0	1	1	2	0	0	0
Cedric Paquette	2	1	0	1	1	2	0	0	0
Ondrej Palat	1	1	0	1	0	0	0	0	0
Braydon Coburn	2	0	1	1	-1	0	0	0	0
Adam Erne	2	0	1	1	1	0	0	0	0
Danick Martel	2	0	1	1	1	0	0	0	0
Ryan McDonagh	2	0	1	1	2	2	0	0	0
J.T. Miller	2	0	1	1	-2	0	0	0	0
Anton Stralman	2	0	1	1	2	2	0	0	0
Ryan Callahan	1	0	1	1	1	0	0	0	0
Victor Hedman	2	0	0	0	2	0	0	0	0
Tyler Johnson	2	0	0	0	-3	0	0	0	0
Erik Cernak	1	0	0	0	0	2	0	0	0
Mikhail Sergachev	1	0	0	0	0	0	0	0	0

GOALTENDERS	GP	MP	SO	GA	SA	SV	GAA	SV %
David Rittich (0-1-1)	2	125	0	10	63	53	4.80	.841

GOALTENDERS	GP	MP	SO	GA	SA	SV	GAA	SV %
Louis Domingue (1-0-0)	1	65	0	4	37	33	3.69	.892
Andrei Vasilevskiy (1-0-0)	1	60	0	3	22	19	3.01	.864

	POWER PLAY			PENALTY KILLING		
	PPG	ADV	%	PK	ADV	%
FLAMES	2	5	40.0	6	8	75.0
Lightning	2	8	25.0	3	5	60.0

FLAMES VS TORONTO MAPLE LEAFS



ALL-TIME: 63-59-12-2

SINCE CALGARY: 47-41-9-2

LAST WIN: October 29, 2019 Flames 3 at Maple Leafs 1

DATE	TEAMS	ATTENDANCE	WINNING GOAL	GOALTENDERS
Oct. 29, 2018	FLAMES 3 AT Maple Leafs 1	18,989	Elias Lindholm	Smith vs Andersen
Mar. 4, 2019	Maple Leafs 6 AT FLAMES 2	19,289	Zach Hyman	Rittich vs Andersen

HEAD TO HEAD	GP	W	L	OTL	SOL	PTS	GF	GA	PPG	SHG	PIM
FLAMES	2	1	1	0	0	2	5	7	2	0	12
Maple Leafs	2	1	1	0	0	2	7	5	2	0	10

GOALS AND SHOTS BY PERIODS	1st	2nd	3rd	OT	TOTAL
FLAMES	0 - 24	1 - 28	4 - 19	0 - 0	5 - 71
Maple Leafs	3 - 15	1 - 22	3 - 20	0 - 0	7 - 57

FLAMES	GP	G	A	P	+/-	PIM	PP	SH	EN
Sean Monahan	2	1	2	3	-2	0	1	0	0
Elias Lindholm	2	1	1	2	-2	0	0	0	0
Johnny Gaudreau	2	0	2	2	-2	2	0	0	0
Mark Giordano	2	0	2	2	1	2	0	0	0
Michael Frolik	2	1	0	1	0	0	0	0	1
Derek Ryan	2	1	0	1	1	0	0	0	0
Matthew Tkachuk	2	1	0	1	0	4	1	0	0
Andrew Mangiapane	1	0	1	1	0	0	0	0	0
Rasmus Andersson	2	0	0	0	-1	0	0	0	0
Mikael Backlund	2	0	0	0	0	0	0	0	0
Sam Bennett	2	0	0	0	-1	0	0	0	0
T.J. Brodie	2	0	0	0	2	0	0	0	0
Travis Hamonic	2	0	0	0	-3	0	0	0	0
Noah Hanifin	2	0	0	0	-2	0	0	0	0
Garnet Hathaway	2	0	0	0	-1	0	0	0	0
Mark Jankowski	2	0	0	0	-1	0	0	0	0
Austin Czarnik	1	0	0	0	1	0	0	0	0
Dillon Dube	1	0	0	0	0	0	0	0	0
Oliver Kyllington	1	0	0	0	-1	0	0	0	0
James Neal	1	0	0	0	0	4	0	0	0
Juuso Valimaki	1	0	0	0	0	0	0	0	0

MAPLE LEAFS	GP	G	A	P	+/-	PIM	PP	SH	EN
Mitchell Marner	2	1	3	4	1	0	0	0	0
Tyler Ennis	2	3	0	3	2	0	1	0	0
Zach Hyman	2	2	0	2	3	4	0	0	0
Morgan Rielly	2	0	2	2	1	0	0	0	0
Trevor Moore	1	0	2	2	2	0	0	0	0
Jake Muzzin	1	0	2	2	1	0	0	0	0
Nazem Kadri	1	1	0	1	-2	0	1	0	0
Kasperii Kapanen	2	0	1	1	-1	0	0	0	0
Martin Marincin	2	0	1	1	0	2	0	0	0
John Tavares	2	0	1	1	2	0	0	0	0
Connor Brown	2	0	0	0	0	2	0	0	0
Frederik Gauthier	2	0	0	0	2	0	0	0	0
Ron Hainsey	2	0	0	0	3	0	0	0	0
Andreas Johnsson	2	0	0	0	0	0	0	0	0
Patrick Marleau	2	0	0	0	-3	2	0	0	0
Igor Ozhiganov	2	0	0	0	-1	0	0	0	0
Nikita Zaitsev	2	0	0	0	2	0	0	0	0
Jake Gardiner	1	0	0	0	-2	0	0	0	0
Josh Leivo	1	0	0	0	0	0	0	0	0
Par Lindholm	1	0	0	0	0	0	0	0	0
Auston Matthews	1	0	0	0	0	0	0	0	0
William Nylander	1	0	0	0	-1	0	0	0	0

GOALTENDERS	GP	MP	SO	GA	SA	SV	GAA	SV %
Mike Smith (1-0-0)	1	60	0	1	25	24	1.00	.960
David Rittich (0-1-0)	1	60	0	6	32	26	6.00	.812

GOALTENDERS	GP	MP	SO	GA	SA	SV	GAA	SV %
Frederik Andersen (1-1-0)	2	118	0	4	70	66	2.03	.943

	POWER PLAY			PENALTY KILLING		
	PPG	ADV	%	PK	ADV	%
FLAMES	2	4	50.0	3	5	60.0
Maple Leafs	2	5	40.0	2	4	50.0

FLAMES VS VANCOUVER CANUCKS



ALL-TIME: 136-92-33-17

SINCE CALGARY: 118-79-26-17

LAST WIN: March 23, 2019 Flames 3 at Canucks 1

DATE	TEAMS	ATTENDANCE	WINNING GOAL	GOALTENDERS
Oct. 3, 2018	FLAMES 2 AT Canucks 5	18,870	Brendan Leipsic	Smith vs Markstrom
Oct. 6, 2018	Canucks 4 AT FLAMES 7	18,688	Elias Lindholm	Smith vs Markstrom
Dec. 29, 2018 *	Canucks 3 AT FLAMES 2	19,289	Alexander Edler	Rittich vs Markstrom
Feb. 9, 2019 **	FLAMES 3 AT Canucks 4	18,410	Elias Pettersson	Rittich vs Markstrom
Mar. 23, 2019	FLAMES 3 AT Canucks 1	18,685	Garnet Hathaway	Smith vs Markstrom

* Overtime ** Shootout

HEAD TO HEAD	GP	W	L	OTL	SOL	PTS	GF	GA	PPG	SHG	PIM
FLAMES	5	2	1	1	1	6	17	17	3	3	47
Canucks	5	2	2	1	0	5	17	17	4	1	63

GOALS AND SHOTS BY PERIODS	1st	2nd	3rd	OT	TOTAL
FLAMES	6 - 56	4 - 65	7 - 59	0 - 3	17 - 183
Canucks	6 - 38	4 - 36	5 - 45	1 - 4	16 - 123

FLAMES	GP	G	A	P	+/-	PIM	PP	SH	EN
Mark Giordano	5	2	4	6	8	10	0	0	0
Johnny Gaudreau	5	1	4	5	-1	4	1	0	0
Matthew Tkachuk	5	1	4	5	0	4	0	0	0
Elias Lindholm	5	3	1	4	-1	0	1	0	0
Sean Monahan	5	2	2	4	0	0	1	0	0
Mark Jankowski	5	1	2	3	-1	0	0	1	0
Noah Hanifin	5	0	3	3	-2	2	0	0	0
Andrew Mangiapane	2	2	0	2	4	0	0	0	0
Austin Czarnik	4	1	1	2	2	0	0	0	1
Garnet Hathaway	3	1	1	2	3	2	0	0	0
T.J. Brodie	5	0	2	2	5	0	0	0	0
James Neal	5	0	2	2	-1	2	0	0	0
Sam Bennett	4	1	0	1	-3	0	0	0	0
Michael Frolik	4	1	0	1	-2	2	0	1	1
Travis Hamonic	4	1	0	1	0	7	0	1	0
Derek Ryan	5	0	1	1	2	4	0	0	0
Mikael Backlund	5	0	0	0	1	6	0	0	0
Rasmus Andersson	3	0	0	0	0	0	0	0	0
Dillon Dube	3	0	0	0	-1	0	0	0	0
Oliver Kylington	2	0	0	0	0	0	0	0	0
Michael Stone	2	0	0	0	-2	2	0	0	0
Juuso Valimaki	2	0	0	0	-2	0	0	0	0
Oscar Fantenberg	1	0	0	0	0	0	0	0	0
Dalton Prout	1	0	0	0	0	2	0	0	0

CANUCKS	GP	G	A	P	+/-	PIM	PP	SH	EN
Elias Pettersson	5	4	5	9	3	4	1	0	0
Alexander Edler	4	1	4	5	-1	6	0	0	0
Brock Boeser	5	3	1	4	-3	6	2	0	0
Bo Horvat	5	2	1	3	-5	0	1	0	0
Nikolay Goldobin	4	1	2	3	0	4	0	0	0
Loui Eriksson	5	0	3	3	0	0	0	0	0
Christopher Tanev	4	0	3	3	2	0	0	0	0
Brandon Sutter	3	1	1	2	1	2	0	1	0
Tyler Motte	5	1	0	1	-1	2	0	0	1
Jake Virtanen	5	1	0	1	-1	12	0	0	0
Josh Leivo	3	1	0	1	-4	0	0	0	0
Brendan Leipsic	2	1	0	1	0	2	0	0	0
Jay Beagle	5	0	1	1	-2	0	0	0	0
Markus Granlund	5	0	1	1	0	2	0	0	0
Erik Gudbranson	4	0	1	1	5	11	0	0	0
Derrick Pouliot	4	0	1	1	3	2	0	0	0
Sven Baertschi	3	0	1	1	-3	2	0	0	0
Ben Hutton	2	0	1	1	-3	2	0	0	0
Antoine Roussel	2	0	1	1	2	0	0	0	0
Troy Stecher	5	0	0	0	-3	2	0	0	0
Alex Biega	2	0	0	0	0	4	0	0	0
Michael Del Zotto	2	0	0	0	0	0	0	0	0
Guillaume Brisebois	1	0	0	0	-3	0	0	0	0
Adam Gaudette	1	0	0	0	-1	0	0	0	0
Tanner Pearson	1	0	0	0	0	0	0	0	0
Ashton Sautner	1	0	0	0	0	0	0	0	0
Tim Schaller	1	0	0	0	0	0	0	0	0
Luke Schenn	1	0	0	0	-2	0	0	0	0

GOALTENDERS	GP	MP	SO	GA	SA	SV	GAA	SV %
Mike Smith (2-1-0)	3	179	0	9	70	61	3.02	.871
David Rittich (0-0-2)	2	128	0	6	52	46	2.82	.885

GOALTENDERS	GP	MP	SO	GA	SA	SV	GAA	SV %
Jacob Markstrom (3-2-0)	5	306	0	15	181	166	2.94	.917

	POWER PLAY			PENALTY KILLING		
	PPG	ADV	%	PK	ADV	%
FLAMES	3	27	11.1	14	18	77.8
Canucks	4	18	22.2	24	27	88.9

FLAMES VS VEGAS GOLDEN KNIGHTS



ALL-TIME: 3-5-0-0

SINCE CALGARY: 3-5-0-0

LAST WIN: March 10, 2019 Flames 6 vs. Golden Knights 3

DATE	TEAMS	ATTENDANCE	WINNING GOAL	GOALTENDERS
Nov. 19, 2018	Golden Knights 2 AT FLAMES	7 17,635	Sean Monahan	Rittich vs Subban
Nov. 23, 2018	FLAMES 0 AT Golden Knights	2 18,206	Alex Tuch	Rittich vs Fleury
Mar. 6, 2019	FLAMES 1 AT Golden Knights	2 18,422	Deryk Engelland	Rittich vs Fleury
Mar. 10, 2019	Golden Knights 3 AT FLAMES	6 19,086	Mikael Backlund	Rittich vs Subban

HEAD TO HEAD	GP	W	L	OTL	SOL	PTS	GF	GA	PPG	SHG	PIM
FLAMES	4	2	2	0	0	4	14	9	4	0	30
Golden Knights	4	2	2	0	0	4	9	14	3	0	30

GOALS AND SHOTS BY PERIODS	1st	2nd	3rd	OT	TOTAL
FLAMES	8 - 50	4 - 41	2 - 39	0 - 0	14 - 130
Golden Knights	2 - 31	3 - 39	4 - 46	0 - 0	9 - 116

FLAMES	GP	G	A	P	+/-	PIM	PP	SH	EN
Matthew Tkachuk	4	5	4	9	4	6	1	0	1
Mikael Backlund	4	2	2	4	4	2	1	0	0
Sean Monahan	4	2	2	4	0	0	1	0	0
Johnny Gaudreau	4	1	3	4	0	4	0	0	0
Michael Frolik	3	0	4	4	3	0	0	0	0
Mark Giordano	4	0	3	3	1	0	0	0	0
Travis Hamonic	4	1	1	2	4	4	0	0	0
Sam Bennett	4	1	0	1	0	6	1	0	0
T.J. Brodie	4	1	0	1	1	0	0	0	0
Andrew Mangiapane	2	1	0	1	1	2	0	0	0
Rasmus Andersson	4	0	1	1	0	0	0	0	0
Noah Hanifin	4	0	1	1	1	0	0	0	0
Garnet Hathaway	4	0	1	1	1	2	0	0	0
Elias Lindholm	4	0	1	1	1	0	0	0	0
Derek Ryan	4	0	1	1	1	0	0	0	0
Austin Czarnik	3	0	1	1	-2	0	0	0	0
Mark Jankowski	4	0	0	0	-1	0	0	0	0
Dillon Dube	2	0	0	0	0	0	0	0	0
James Neal	2	0	0	0	0	2	0	0	0
Juuso Valimaki	2	0	0	0	1	2	0	0	0
Oscar Fantenberg	1	0	0	0	0	0	0	0	0
Dalton Prout	1	0	0	0	0	0	0	0	0

GOLDEN KNIGHTS	GP	G	A	P	+/-	PIM	PP	SH	EN
Reilly Smith	4	1	3	4	-1	0	0	0	0
William Karlsson	4	0	4	4	-1	0	0	0	0
Max Pacioretty	4	1	2	3	-2	2	1	0	0
Alex Tuch	4	1	2	3	0	0	0	0	0
Shea Theodore	4	1	1	2	-1	0	1	0	0
Mark Stone	2	1	1	2	-2	0	0	0	0
Cody Eakin	4	0	2	2	1	2	0	0	0
Deryk Engelland	4	1	0	1	2	2	0	0	0
Colin Miller	4	1	0	1	-3	4	1	0	0
Nick Holden	2	1	0	1	0	0	0	0	0
Brandon Pirri	2	1	0	1	0	2	0	0	0
Jonathan Marchessault	4	0	1	1	-1	6	0	0	0
Ryan Reaves	4	0	1	1	-2	2	0	0	0
Paul Stastny	2	0	1	1	-2	2	0	0	0
Pierre-Edouard Bellemare	4	0	0	0	-3	0	0	0	0
Ryan Carpenter	4	0	0	0	-1	0	0	0	0
Brayden McNabb	4	0	0	0	-1	2	0	0	0
Nate Schmidt	4	0	0	0	-1	0	0	0	0
William Carrier	2	0	0	0	-1	0	0	0	0
Jon Merrill	2	0	0	0	-2	2	0	0	0
Tomas Nosek	2	0	0	0	0	2	0	0	0
Daniel Carr	1	0	0	0	0	0	0	0	0
Oscar Lindberg	1	0	0	0	0	2	0	0	0

GOALTENDERS	GP	MP	SO	GA	SA	SV	GAA	SV %
David Rittich (2-2-0)	4	235	0	9	116	107	2.30	.922

GOALTENDERS	GP	MP	SO	GA	SA	SV	GAA	SV %
Marc-Andre Fleury (2-0-0)	2	120	1	1	63	62	0.50	.984
Malcolm Subban (0-2-0)	2	119	0	12	66	54	6.03	.818

	PPG	ADV	%	PK	ADV	%
FLAMES	4	12	33.3	8	11	72.7
Golden Knights	3	11	27.3	8	12	66.7

FLAMES VS WASHINGTON CAPITALS



ALL-TIME: 45-37-13-2

SINCE CALGARY: 29-33-9-2

LAST WIN: November 20, 2017 Flames 4 vs. Capitals 1

DATE	TEAMS	ATTENDANCE	WINNING GOAL	GOALTENDERS
Oct. 27, 2018 **	Capitals 4 AT FLAMES 3	17,832	Nicklas Backstrom	Smith vs Copley
Feb. 1, 2019	FLAMES 3 AT Capitals 4	18,506	Evgeny Kuznetsov	Smith vs Holtby

HEAD TO HEAD	GP	W	L	OTL	SOL	PTS	GF	GA	PPG	SHG	PIM
FLAMES	2	0	1	0	1	1	6	8	1	0	17
Capitals	2	2	0	0	0	4	8	6	2	0	19

GOALS AND SHOTS BY PERIODS	1st	2nd	3rd	OT	TOTAL
FLAMES	3 - 22	1 - 13	2 - 21	0 - 4	6 - 60
Capitals	4 - 23	2 - 24	1 - 19	0 - 1	7 - 67

FLAMES	GP	G	A	P	+/-	PIM	PP	SH	EN
Johnny Gaudreau	2	0	3	3	2	0	0	0	0
Elias Lindholm	2	2	0	2	2	0	1	0	0
T.J. Brodie	2	0	2	2	1	0	0	0	0
Mark Giordano	2	0	2	2	4	0	0	0	0
Mikael Backlund	2	1	0	1	-1	2	0	0	0
Travis Hamonic	2	1	0	1	0	0	0	0	0
Garnet Hathaway	2	1	0	1	0	2	0	0	0
Matthew Tkachuk	2	1	0	1	0	5	0	0	0
Rasmus Andersson	2	0	1	1	-1	0	0	0	0
Sean Monahan	2	0	1	1	2	0	0	0	0
Derek Ryan	2	0	1	1	0	2	0	0	0
Sam Bennett	2	0	0	0	-1	0	0	0	0
Michael Frolik	2	0	0	0	0	0	0	0	0
Noah Hanifin	2	0	0	0	0	0	0	0	0
James Neal	2	0	0	0	-1	2	0	0	0
Austin Czarnik	1	0	0	0	-1	0	0	0	0
Dillon Dube	1	0	0	0	0	0	0	0	0
Mark Jankowski	1	0	0	0	-1	0	0	0	0
Oliver Kyllington	1	0	0	0	-1	0	0	0	0
Andrew Mangiapane	1	0	0	0	0	0	0	0	0
Juuso Valimaki	1	0	0	0	-1	0	0	0	0

CAPITALS	GP	G	A	P	+/-	PIM	PP	SH	EN
Evgeny Kuznetsov	2	1	3	4	0	4	1	0	0
Dmitrij Jaskin	2	1	1	2	2	0	0	0	0
T.J. Oshie	2	1	1	2	-2	0	1	0	0
Jakub Vrana	2	1	1	2	1	0	0	0	0
Nic Dowd	2	1	0	1	1	0	0	0	0
Matt Niskanen	2	1	0	1	0	0	0	0	0
Tom Wilson	1	1	0	1	0	0	0	0	0
Nicklas Backstrom	2	0	1	1	-2	4	0	0	0
John Carlson	2	0	1	1	-1	0	0	0	0
Brett Connolly	2	0	1	1	2	2	0	0	0
Lars Eller	2	0	1	1	0	0	0	0	0
Michal Kempny	2	0	1	1	0	2	0	0	0
Brooks Orpik	2	0	1	1	1	5	0	0	0
Alex Ovechkin	1	0	1	1	0	0	0	0	0
Andre Burakovsky	2	0	0	0	0	0	0	0	0
Dmitry Orlov	2	0	0	0	-1	2	0	0	0
Devante Smith-Pelly	2	0	0	0	0	0	0	0	0
Chandler Stephenson	2	0	0	0	-2	0	0	0	0
Madison Bowey	1	0	0	0	1	0	0	0	0
Jonas Siegenthaler	1	0	0	0	0	0	0	0	0

GOALTENDERS	GP	MP	SO	GA	SA	SV	GAA	SV%
Mike Smith (0-1-1)	2	123	0	7	67	60	3.41	.896

GOALTENDERS	GP	MP	SO	GA	SA	SV	GAA	SV%
Phoenix Copley (1-0-0)	1	65	0	3	30	27	2.77	.900
Braden Holtby (1-0-0)	1	60	0	3	30	27	3.00	.900

	POWER PLAY			PENALTY KILLING		
	PPG	ADV	%	PK	ADV	%
FLAMES	1	6	16.7	5	7	71.4
Capitals	2	7	28.6	5	6	83.3

FLAMES VS WINNIPEG JETS



ALL-TIME: 17-12-1-1

SINCE CALGARY: 17-12-1-1

LAST WIN: December 27, 2018 Flames 4 at Jets 1

DATE	TEAMS	ATTENDANCE	WINNING GOAL	GOALTENDERS
Nov. 21, 2018	Jets 3 AT FLAMES 6	17,661	Mark Jankowski	Rittich vs Brossoit, Hellebuyck
Dec. 27, 2018	FLAMES 4 AT Jets 1	15,321	Johnny Gaudreau	Rittich vs Hellebuyck
Mar. 16, 2019	FLAMES 1 AT Jets 2	15,321	Mathieu Perreault	Smith vs Hellebuyck

HEAD TO HEAD	GP	W	L	OTL	SOL	PTS	GF	GA	PPG	SHG	PIM
FLAMES	3	2	1	0	0	4	11	6	0	2	26
Jets	3	1	2	0	0	2	6	11	2	0	20

GOALS AND SHOTS BY PERIODS	1st	2nd	3rd	OT	TOTAL
FLAMES	5 - 29	3 - 23	3 - 31	0 - 0	11 - 83
Jets	2 - 30	3 - 39	1 - 28	0 - 0	6 - 97

FLAMES	GP	G	A	P	+/-	PIM	PP	SH	EN
Johnny Gaudreau	3	4	1	5	5	0	0	0	1
Mark Jankowski	3	3	1	4	2	0	0	2	0
Elias Lindholm	3	0	4	4	0	0	0	0	0
Sean Monahan	2	0	4	4	3	0	0	0	0
Matthew Tkachuk	3	1	1	2	2	2	0	0	0
Sam Bennett	2	1	1	2	2	6	0	0	0
Mark Giordano	3	0	2	2	2	0	0	0	0
Noah Hanifin	3	0	2	2	4	0	0	0	0
Derek Ryan	3	1	0	1	0	2	0	0	1
Dillon Dube	1	1	0	1	1	2	0	0	0
T.J. Brodie	3	0	1	1	2	0	0	0	0
Travis Hamonic	3	0	1	1	5	0	0	0	0
Garnet Hathaway	3	0	1	1	1	0	0	0	0
Rasmus Andersson	3	0	0	0	1	0	0	0	0
Mikael Backlund	3	0	0	0	2	4	0	0	0
Austin Czarnik	2	0	0	0	-1	0	0	0	0
Michael Frolik	2	0	0	0	0	2	0	0	0
James Neal	2	0	0	0	0	0	0	0	0
Alan Quine	2	0	0	0	-2	2	0	0	0
Oscar Fantenberg	1	0	0	0	0	0	0	0	0
Oliver Kyllington	1	0	0	0	0	0	0	0	0
Andrew Mangiapane	1	0	0	0	0	0	0	0	0
Michael Stone	1	0	0	0	0	0	0	0	0
Juuso Valimaki	1	0	0	0	1	4	0	0	0

JETS	GP	G	A	P	+/-	PIM	PP	SH	EN
Patrik Laine	3	2	0	2	-5	0	1	0	0
Adam Lowry	3	1	1	2	0	0	0	0	0
Mark Scheifele	3	1	1	2	-4	4	0	0	0
Blake Wheeler	3	0	2	2	-4	0	0	0	0
Dustin Byfuglien	2	0	2	2	-3	4	0	0	0
Mathieu Perreault	3	1	0	1	1	0	1	0	0
Brandon Tanev	3	1	0	1	0	2	0	0	0
Ben Chiarot	3	0	1	1	0	4	0	0	0
Andrew Copp	3	0	1	1	-2	0	0	0	0
Tyler Myers	3	0	1	1	-2	0	0	0	0
Jack Roslovic	3	0	1	1	0	0	0	0	0
Kyle Connor	3	0	0	0	-6	0	0	0	0
Nikolaj Ehlers	3	0	0	0	-1	4	0	0	0
Bryan Little	3	0	0	0	-5	0	0	0	0
Jacob Trouba	3	0	0	0	-4	0	0	0	0
Dmitry Kulikov	2	0	0	0	0	0	0	0	0
Josh Morrissey	2	0	0	0	-2	0	0	0	0
Mason Appleton	1	0	0	0	0	0	0	0	0
Nathan Beaulieu	1	0	0	0	0	0	0	0	0
Kevin Hayes	1	0	0	0	0	2	0	0	0
Joe Morrow	1	0	0	0	-1	0	0	0	0
Sami Niku	1	0	0	0	1	0	0	0	0
Nic Petan	1	0	0	0	0	0	0	0	0

GOALTENDERS	GP	MP	SO	GA	SA	SV	GAA	SV %
David Rittich (2-0-0)	2	120	0	4	76	72	2.00	.947
Mike Smith (0-1-0)	1	58	0	2	21	19	2.07	.905

GOALTENDERS	GP	MP	SO	GA	SA	SV	GAA	SV %
Connor Hellebuyck (1-1-0)	3	130	0	7	65	58	3.24	.892
Laurent Brossoit (0-1-0)	1	47	0	2	16	14	2.55	.875

	PPG	ADV	%	PK	ADV	%
FLAMES	0	7	0.0	8	10	80.0
Jets	2	10	20.0	7	7	100.0



ALL-TIME TEAM RECORDS

ALL-TIME TEAM RECORDS OVERALL

SEASON	GP	W	L	T	OTL	PTS	GF**	GA**	%
2018-19	82	50	25	-	7	107	289	227	.652
2017-18	82	37	35	-	10	84	218	248	.512
2016-17	82	45	33	-	4	94	226	221	.573
2015-16	82	35	40	-	7	77	231	260	.470
2014-15	82	45	30	-	7	97	241	216	.592
2013-14	82	35	40	-	7	77	209	241	.470
2012-13	48	19	25	-	4	42	128	160	.438
2011-12	82	37	29	-	16	90	202	226	.549
2010-11	82	41	29	-	12	94	250	237	.573
2009-10	82	40	32	-	10	90	204	210	.549
2008-09	82	46	30	-	6	98	254	248	.598
2007-08	82	42	30	-	10	94	229	227	.573
2006-07	82	43	29	-	10	96	258	226	.585
2005-06	82	46	25	-	11	103	218	200	.628
2003-04	82	42	30	7	3*	94	200	176*	.573
2002-03	82	29	36	13	4	75	186	228	.457
2001-02	82	32	35	12	3*	79	201	220	.482
2000-01	82	27	36	15	4	73	197	236	.445
1999-00	82	31	36	10	5	77	211	256	.470
1998-99	82	30	40	12	-	72	211	234	.439
1997-98	82	26	41	15	-	67	217	252	.409
1996-97	82	32	41	9	-	73	214	239	.445
1995-96	82	34	37	11	-	79	241	240	.482
1994-95	48	24	17	7	-	55	163	135	.573
1993-94	84	42	29	13	-	97	302	256	.577
1992-93	84	43	30	11	-	97	322	282	.577
1991-92	80	31	37	12	-	74	296	305	.463
1990-91	80	46	26	8	-	100	344	263	.625
1989-90	80	42	23	15	-	99	348	265	.619
1988-89	80	54*	17*	9	-	117*	354	226	.731*
1987-88	80	48	23	9	-	105	397*	305	.656
1986-87	80	46	31	3	-	95	318	289	.594
1985-86	80	40	31	9	-	89	354	315	.556
1984-85	80	41	27	12	-	94	363	302	.588
1983-84	80	34	32	14	-	82	311	314	.513
1982-83	80	32	34	14	-	78	321	317	.488
1981-82	80	29	34	17	-	75	334	345	.469
1980-81	80	39	27	14	-	92	329	298	.575
1979-80	80	35	32	13	-	83	282	269	.519
1978-79	80	41	31	8	-	90	327	280	.563
1977-78	80	34	27	19*	-	87	274	252	.544
1976-77	80	34	34	12	-	80	264	265	.500
1975-76	80	35	33	12	-	82	262	237	.513
1974-75	80	34	31	15	-	83	243	233	.519
1973-74	78	30	34	14	-	74	214	238	.474
1972-73	78	25	38	15	-	65	191	239	.417
TOTALS	3664	1703	1442	379	140	3925	11948	11458	.536

*Team Full Season Record **Includes Shootout GWG

ALL-TIME TEAM RECORDS HOME

SEASON	GP	W	L	T	OTL	PTS	GF**	GA**	%
2018-19	41	26	10	-	5	57	166	127	.695
2017-18	41	17	20	-	4	38	109	130	.476
2016-17	41	24	17	-	0	48	131	112	.585
2015-16	41	21	16	-	4	46	129	125	.561
2014-15	41	23	13	-	5	51	125	109	.622
2013-14	41	19	19	-	3	41	112	120	.500
2012-13	24	13	9	-	2	28	78	80	.583
2011-12	41	23	12	-	6	52	109	106	.634
2010-11	41	23	13	-	5	51	135	117	.622
2009-10	41	20	17	-	4	44	95	98	.537
2008-09	41	27	10	-	4	58	147	110	.732
2007-08	41	21	11	-	9	51	112	101	.622
2006-07	41	30	9	-	2	62	144	92	.756
2005-06	41	30	7	-	4	64	108	73*	.780
2003-04	41	21	14	5	1*	48	93	85	.585
2002-03	41	14	16	10*	1*	39	95	111	.476
2001-02	41	20	14	5	2	47	103	100	.573
2000-01	41	12	18	9	2	35	95	110	.427
1999-00	41	20	14	6	1*	47	119	124	.573
1998-99	41	15	20	6	-	36	103	110	.439
1997-98	41	18	17	6	-	42	118	118	.512
1996-97	41	21	18	2	-	44	121	121	.537
1995-96	41	18	18	5	-	41	114	103	.500
1994-95	24	15	7	2	-	32	90	68	.667
1993-94	42	25	12	5	-	55	156	116	.655
1992-93	42	23	14	5	-	51	175	139	.607
1991-92	40	19	14	7	-	45	174	140	.563
1990-91	40	29	8	3	-	61	194	115	.763
1989-90	40	28	7	5	-	61	207	131	.763
1988-89	40	32*	4*	4	-	68*	200	103	.850*
1987-88	40	26	11	3	-	55	217*	144	.688
1986-87	40	25	13	2	-	52	162	128	.650
1985-86	40	23	11	6	-	52	195	154	.650
1984-85	40	23	11	6	-	52	199	134	.650
1983-84	40	22	11	7	-	51	186	146	.638
1982-83	40	21	12	7	-	49	176	137	.613
1981-82	40	20	11	9	-	49	192	141	.613
1980-81	40	25	5	10*	-	60	198	127	.750
1979-80	40	18	15	7	-	43	147	132	.538
1978-79	40	25	11	4	-	54	179	126	.675
1977-78	40	20	13	7	-	47	152	132	.588
1976-77	40	22	11	7	-	51	151	111	.638
1975-76	40	19	14	7	-	45	138	98	.563
1974-75	40	24	9	7	-	55	150	96	.688
1973-74	39	17	15	7	-	41	121	115	.526
1972-73	39	16	16	7	-	39	106	105	.500
TOTALS	1832	993	587	188	64	2238	6526	5320	.610

*Team Full Season Record **Includes Shootout GWG

ALL-TIME TEAM RECORDS ROAD

SEASON	GP	W	L	T	OTL	PTS	GF**	GA**	%
2018-19	41	24*	15	-	2	50*	123	100	.610
2017-18	41	20	15	-	6	46	109	118	.561
2016-17	41	21	16	-	4	46	95	109	.561
2015-16	41	14	24	-	3	31	102	135	.378
2014-15	41	22	17	-	2	46	116	107	.561
2013-14	41	16	21	-	4	36	97	121	.439
2012-13	24	6	16	-	2	14	50	80	.292
2011-12	41	14	17	-	10	38	93	120	.463
2010-11	41	18	16	-	7	43	115	120	.524
2009-10	41	20	15	-	6	46	109	112	.561
2008-09	41	19	20	-	2	40	107	138	.488
2007-08	41	21	19	-	1*	43	117	126	.524
2006-07	41	13	20	-	8	34	114	134	.415
2005-06	41	16	18	-	7	39	110	127	.476
2003-04	41	21	16	2	2	46	107	91*	.561
2002-03	41	15	20	3	3	36	91	117	.439
2001-02	41	12	21	7	1*	32	98	120	.390
2000-01	41	15	18	6	2	38	102	126	.463
1999-00	41	11	22	4	4	30	92	132	.366
1998-99	41	15	20	6	-	36	108	124	.439
1997-98	41	8	24	9	-	25	99	134	.305
1996-97	41	11	23	7	-	29	93	118	.354
1995-96	41	16	19	6	-	38	127	137	.463
1994-95	24	9	10	5	-	23	73	67	.479
1993-94	42	17	17	8	-	42	146	140	.500
1992-93	42	20	16	6	-	46	147	143	.548
1991-92	40	12	23	5	-	29	122	165	.363
1990-91	40	17	18	5	-	39	150	148	.488
1989-90	40	14	16	10	-	38	141	134	.475
1988-89	40	22	13	5	-	49	154	123	.613
1987-88	40	22	12*	6	-	50*	180*	161	.625*
1986-87	40	21	18	1	-	43	156	161	.538
1985-86	40	17	20	3	-	37	159	161	.463
1984-85	40	18	16	6	-	42	164	168	.525
1983-84	40	12	21	7	-	31	125	168	.388
1982-83	40	11	22	7	-	29	145	180	.363
1981-82	40	9	23	8	-	26	142	204	.325
1980-81	40	14	22	4	-	32	131	171	.400
1979-80	40	17	17	6	-	40	135	137	.500
1978-79	40	16	20	4	-	36	148	154	.450
1977-78	40	14	14	12*	-	40	122	120	.500
1976-77	40	12	23	5	-	29	113	154	.363
1975-76	40	16	19	5	-	37	124	139	.463
1974-75	40	10	22	8	-	28	93	137	.350
1973-74	39	13	19	7	-	33	93	123	.423
1972-73	39	9	22	8	-	26	85	134	.333
TOTALS	1832	710	855	191	76	1687	5422	6138	.460

*Team Full Season Record **Includes Shootout GWG

OVERTIME RESULTS

FLAMES YEAR-BY-YEAR OVERTIME

SEASON	HOME		ROAD		OVERALL	
	GP	W-L-T-SOL	GP	W-L-T-SOL	GP	W-L-T-SOL
2018-19	7	2-3-0-2	5	3-0-0-2	12	5-3-0-4
2017-18	8	4-3-0-1	11	5-2-0-4	19	9-5-0-5
2016-17	8	8-0-0-0	9	5-2-0-2	17	13-2-0-2
2015-16	11	7-3-0-1	7	4-1-0-2	18	11-4-0-3
2014-15	10	5-3-0-2	10	8-1-0-1	20	13-4-0-3
2013-14	11	8-3-0-0	10	6-1-0-3	21	14-4-0-3
2012-13	3	1-0-0-2	3	1-1-0-1	6	2-1-0-3
2011-12	9	3-1-0-5	12	2-6-0-4	21	5-7-0-9
2010-11	7	2-2-0-3	16	9-3-0-4	23	11-5-0-7
2009-10	3	0-1-0-2	12	5-2-0-5	15	5-3-0-7
2008-09	5	1-2-0-2	7	5-2-0-0	12	6-4-0-2
2007-08	10	1-7-0-2	6	5-0-0-1	16	6-7-0-3
2006-07	5	3-1-0-1	9	1-4-0-4	14	4-5-0-5
2005-06	6	2-1-0-3	9	2-3-0-4	15	4-4-0-7
2003-04	8	2-1-5	5	1-2-2	13	3-3-7
2002-03	16	5-1-10	7	1-3-3	23	6-4-13
2001-02	7	0-2-5	10	2-1-7	17	2-3-12
2000-01	13	2-2-9	9	1-2-6	22	3-4-15
1999-00	13	6-1-6	13	5-4-4	26	11-5-10
1998-99	9	2-1-6	7	1-0-6	16	3-1-12
1997-98	11	4-1-6	11	0-2-9	22	4-3-15
1996-97	7	2-3-2	9	1-1-7	16	3-4-9
1995-96	9	2-2-5	7	0-1-6	16	2-3-11
1994-95	4	1-1-2	5	0-0-5	9	1-1-7
1993-94	8	2-1-5	10	1-1-8	18	3-2-13
1992-93	11	3-3-5	8	1-1-6	19	4-4-11
1991-92	11	1-3-7	8	1-2-5	19	2-5-12
1990-91	8	3-2-3	7	0-2-5	15	3-4-8
1989-90	10	3-2-5	11	0-1-10	21	3-3-15
1988-89	7	2-1-4	10	3-2-5	17	5-3-9
1987-88	6	1-2-3	8	1-1-6	14	2-3-9
1986-87	2	0-0-2	2	1-0-1	4	1-0-3
1985-86	8	1-1-6	4	0-1-3	12	1-2-9
1984-85	7	1-0-6	7	0-1-6	14	1-1-12
1983-84	9	2-0-7	9	2-0-7	18	4-0-14

*OT-PTS = points earned in overtime (excludes shootout wins) ** Includes shootout wins

FLAMES ALL-TIME RECORDS

MONTH-BY-MONTH

SEASON	OCTOBER		NOVEMBER		DECEMBER		JANUARY		FEBRUARY		MARCH		APRIL/MAY	
	GP	W-L-T-OTL	GP	W-L-T-OTL	GP	W-L-T-OTL	GP	W-L-T-OTL	GP	W-L-T-OTL	GP	W-L-T-OTL	GP	W-L-T-OTL
2018-19	13	7-5-0-1	13	8-4-0-1	14	9-3-0-2	11	9-1-0-1	13	8-3-0-2	15	8-7-0-0	3	1-2-0-0
2017-18	12	6-6-0-0	13	8-4-0-1	14	5-6-0-3	11	6-1-0-4	15	7-7-0-1	14	4-9-0-1	3	1-2-0-0
2016-17	10	4-5-0-1	16	7-8-0-1	13	9-4-0-0	13	5-7-0-1	12	9-2-0-1	14	10-4-0-0	4	1-3-0-0
2015-16	12	3-8-0-1	12	5-6-0-1	13	9-4-0-0	11	4-6-0-1	14	5-8-0-1	16	6-8-0-2	4	3-0-0-1
2014-15	12	6-4-0-2	13	9-4-0-0	14	6-7-0-1	11	6-5-0-0	12	6-5-0-1	15	9-3-0-3	5	3-2-0-0
2013-14	12	5-5-0-2	14	4-8-0-2	14	5-7-0-2	14	6-7-0-1	5	2-3-0-0	16	9-7-0-0	7	4-3-0-0
2012-13	-	-	-	-	-	-	5	1-3-0-1	14	6-5-0-3	14	6-8-0-0	15	6-9-0-0
2011-12	9	4-4-0-1	14	6-8-0-0	16	8-4-0-4	12	5-6-0-1	12	5-2-0-5	17	7-5-0-5	2	2-0-0-0
2010-11	11	6-5-0-0	13	4-7-0-2	14	7-6-0-1	13	7-3-0-3	13	8-2-0-3	14	6-6-0-2	4	3-0-0-1
2009-10	12	7-4-0-1	14	10-2-0-2	14	6-6-0-2	15	4-8-0-3	7	3-3-0-1	15	9-6-0-0	5	1-3-0-1
2008-09	10	6-3-0-1	14	8-6-0-0	13	8-2-0-3	11	8-3-0-0	13	7-4-0-2	15	6-9-0-0	6	3-3-0-0
2007-08	12	6-3-0-3	14	4-10-0-0	14	9-1-0-4	11	7-3-0-1	14	7-6-0-1	14	7-6-0-1	3	2-1-0-0
2006-07	10	3-6-0-1	13	8-4-0-1	14	8-4-0-2	13	8-3-0-2	14	7-4-0-3	14	9-4-0-1	4	0-4-0-0
2005-06	13	4-7-0-2	13	10-2-0-1	13	9-3-0-1	13	7-4-0-2	6	3-2-0-1	15	8-6-0-1	9	5-1-0-3
2003-04	9	4-4-0-1	12	5-4-1-2	15	10-3-2-0	15	6-8-1-0	13	7-5-1-0	16	9-5-2-0	2	1-1-0-0
2002-03	10	3-3-2-2	14	3-9-1-1	14	5-6-3-0	14	6-7-1-0	12	2-6-3-1	15	8-5-2-0	3	2-0-1-0
2001-02	12	8-2-0-2	13	5-4-4-0	15	4-7-4-0	13	5-8-0-0	7	2-3-1-1	15	5-7-3-0	7	3-4-0-0
2000-01	12	3-8-1-0	15	3-4-4-4	12	7-3-2-0	12	4-6-2-0	11	5-4-2-0	16	4-9-3-0	4	1-2-1-0
1999-00	13	3-8-2-0	11	5-6-0-0	14	8-2-3-1	13	7-6-0-0	12	3-3-2-4	14	4-8-2-0	5	1-3-1-0
1998-99	9	2-5-2	14	6-8-0	13	4-8-1	12	4-6-2	12	5-2-5	14	7-5-2	8	2-6-0
1997-98	13	3-8-2	14	2-7-5	15	6-8-1	12	3-6-3	4	2-1-1	15	8-6-1	9	2-5-2
1996-97	13	7-5-1	13	3-9-1	13	3-7-3	11	5-5-1	14	8-5-1	12	6-5-1	6	0-5-1
1995-96	11	1-7-3	13	3-8-2	15	7-6-2	11	7-2-2	13	6-5-2	13	7-6-0	6	3-3-0
1994-95	-	-	-	-	-	-	5	2-2-1	14	8-4-2	15	6-7-2	13	7-4-2
1993-94	13	8-3-2	13	7-4-2	14	5-7-2	12	4-5-3	12	8-3-1	13	6-5-2	7	4-2-1
1992-93	12	8-4-0	13	6-5-2	13	10-1-2	14	3-9-2	12	6-2-4	12	4-8-0	8	6-1-1
1991-92	12	6-5-1	13	5-5-3	13	5-7-1	12	5-5-2	13	4-7-2	14	5-7-2	3	1-1-1
1990-91	13	9-4-0	13	5-5-3	14	8-5-1	12	5-6-1	12	8-2-2	16	11-4-1	0	0-0-0
1989-90	13	6-3-4	15	5-6-4	12	6-4-2	13	8-2-3	11	6-5-0	15	10-3-2	1	1-0-0
1988-89	12	6-3-3	12	10-1-1	14	8-4-2	15	10-3-2	13	10-3-0	13	9-3-1	1	1-0-0
1987-88	11	5-5-1	14	9-3-2	13	9-3-1	14	9-3-2	12	5-6-1	14	10-2-2	2	1-1-0
1986-87	10	3-7-0	14	10-4-0	14	9-4-1	14	6-7-1	12	9-3-0	14	9-5-0	2	0-1-1
1985-86	10	5-5-0	13	8-2-3	12	4-8-0	15	6-7-2	12	7-3-2	15	7-6-2	3	3-0-0
1984-85	11	7-4-0	12	7-4-1	14	5-7-2	15	7-4-4	11	5-6-0	14	9-2-3	3	1-0-2
1983-84	12	5-6-1	12	5-4-3	13	4-7-2	12	5-2-5	15	9-4-2	15	6-8-1	1	0-1-0
1982-83	13	4-7-2	14	5-6-3	14	5-7-2	12	7-5-0	12	5-5-2	14	6-4-4	1	0-0-1
1981-82	11	2-7-2	14	5-5-4	13	5-6-2	15	7-4-4	12	4-5-3	13	5-6-2	2	1-1-0
1980-81	11	5-4-2	13	5-5-3	12	6-3-3	16	6-7-3	12	9-2-1	14	6-6-2	2	2-0-0
1979-80	10	5-4-1	13	6-5-2	12	3-8-1	15	7-5-3	11	5-2-4	15	8-6-1	4	1-2-1
1978-79	10	8-0-2	14	7-7-0	15	5-9-1	13	8-4-1	10	6-2-2	13	5-7-1	5	2-2-1
1977-78	8	3-2-3	14	4-6-4	14	5-6-3	14	8-5-1	12	3-3-6	13	8-4-1	5	3-1-1
1976-77	13	5-6-2	12	6-2-4	13	7-5-1	13	5-4-4	12	3-9-0	15	7-8-0	2	1-0-1
1975-76	10	4-5-1	14	6-7-1	15	9-4-2	14	5-6-3	12	3-7-2	12	6-4-2	3	2-0-1
1974-75	11	5-4-2	14	8-3-3	12	3-8-1	14	5-5-4	11	4-4-3	14	8-5-1	4	1-2-1
1973-74	8	4-3-1	14	7-4-3	14	4-7-3	13	3-9-1	13	4-6-3	13	6-4-3	3	2-1-0
1972-73	11	4-6-1	15	6-6-3	13	5-6-2	13	6-4-3	11	2-6-3	14	2-10-2	1	0-0-1

TOTALS 495 218-212-44-21 590 268-231-74-17 599 282-233-58-26 582 267-227-68-20 539 256-189-61-33 658 321-268-52-17 201 91-82-24-4

FLAMES OPENING GAME RESULTS

SEASON	SEASON OPENER			HOME OPENER			ROAD OPENER					
2018-19	VAN	5	CGY	2	CGY	7	VAN	4	VAN	5	CGY	2
2017-18	EDM	3	CGY	0	CGY	6	WPG	3	EDM	3	CGY	0
2016-17	EDM	7	CGY	4	EDM	5	CGY	3	EDM	7	CGY	4
2015-16	VAN	5	CGY	1	VAN	5	CGY	1	CGY	3	VAN	2 OT
2014-15	VAN	4	CGY	2	VAN	4	CGY	2	CGY	5	EDM	2
2013-14	WSH	5	CGY	4 SO	VAN	5	CGY	4 SO	WSH	5	CGY	4 SO
2012-13	SJS	4	CGY	1	SJS	4	CGY	1	VAN	3	CGY	2 SO
2011-12	PIT	5	CGY	3	PIT	5	CGY	3	STL	5	CGY	2
2010-11	EDM	4	CGY	0	CGY	3	LAK	1	EDM	4	CGY	0
2009-10	CGY	5	VAN	3	CGY	5	VAN	3	CGY	4	EDM	3
2008-09	VAN	6	CGY	0	VAN	5	CGY	4 OT	VAN	6	CGY	0
2007-08	PHI	3	CGY	2	PHI	3	CGY	2	DET	4	CGY	2
2006-07	EDM	3	CGY	1	CGY	2	EDM	1	EDM	3	CGY	1
2005-06	MIN	6	CGY	3	DAL	3	CGY	2 OT	MIN	6	CGY	3
2003-04	VAN	4	CGY	1	CGY	3	SJS	2	VAN	4	CGY	1
2002-03	VAN	3	CGY	0	VAN	3	CGY	0	CGY	3	VAN	2
2001-02	CGY	1	EDM	0	CGY	1	EDM	0	CGY	4	DET	2
2000-01	DET	4	CGY	3	DET	4	CGY	3	CGY	2	NYI	0
1999-00	SJS	5	CGY	3	STL	4	CGY	1	SJS	5	CGY	3
1998-99	CGY	3	SJS	3	TOR	7	CGY	3	CGY	5	SJS	3
1997-98	DET	3	CGY	1	DET	3	CGY	1	DET	4	CGY	4
1996-97	VAN	3	CGY	1	CGY	3	BUF	0	VAN	3	CGY	1
1995-96	CGY	3	TBL	3	COL	3	CGY	2	CGY	3	TBL	3
1994-95	CGY	3	WPG	3	CGY	6	STL	4	CGY	3	WPG	3
1993-94	CGY	2	NYI	1	CGY	2	NYI	1	CGY	5	VAN	1
1992-93	LAK	5	CGY	4	LAK	5	CGY	4	CGY	3	MIN	2
1991-92	CGY	9	EDM	2	CGY	9	EDM	2	WPG	5	CGY	3
1990-91	CGY	3	VAN	2 OT	CGY	3	VAN	2 OT	CGY	4	WPG	3
1989-90	CGY	10	DET	7	CGY	10	DET	7	CGY	4	NJD	2
1988-89	CGY	4	NYI	4	CGY	4	NYI	4	LAK	6	CGY	5 OT
1987-88	CGY	5	DET	1	CGY	5	DET	1	WPG	3	CGY	2
1986-87	CGY	5	BOS	3	QUE	4	CGY	2	CGY	5	BOS	3
1985-86	CGY	8	WPG	3	CGY	8	WPG	3	CGY	9	LAK	2
1984-85	STL	4	CGY	2	STL	4	CGY	2	CGY	7	VAN	5
1983-84	CGY	5	VAN	3	EDM	4	CGY	3	CGY	5	VAN	3
1982-83	EDM	7	CGY	5	NYI	5	CGY	4	EDM	7	CGY	5
1981-82	CGY	1	VAN	1	CGY	1	VAN	1	CGY	6	STL	4
1980-81	CGY	5	QUE	5	CGY	5	QUE	5	COL	6	CGY	2
1979-80	ATL	5	QUE	3	ATL	9	PHI	2	ATL	5	QUE	3
1978-79	ATL	4	CHI	4	ATL	4	WSH	3	ATL	4	CHI	4
1977-78	ATL	2	BOS	2	ATL	3	STL	1	ATL	2	BOS	2
1976-77	WSH	6	ATL	5	ATL	4	LAK	2	WSH	6	ATL	5
1975-76	LAK	4	ATL	3	LAK	4	ATL	3	NYR	3	ATL	1
1974-75	ATL	3	VAN	3	ATL	4	KC	2	ATL	3	VAN	3
1973-74	ATL	1	NYI	1	ATL	1	NYI	1	ATL	1	STL	0
1972-73	ATL	3	NYI	2	ATL	1	BUF	1	ATL	3	NYI	2
	SEASON OVERALL			HOME OVERALL			ROAD OVERALL					
	Won 12, Lost 23, Tied 10, OTL 1			Won 20, Lost 18, Tied 5, OTL 3			Won 19, Lost 18, Tied 6, OTL 3					

HOME ATTENDANCE

#Heritage Classic attendance of 41,022. *Does Not Include Neutral Site Home Game. **Team Season Record.
 Calgary: Scotiabank Saddledome - 2010-present, Pengrowth Saddledome - 1983-2010, Stampede Corral - 1980-1983
 Atlanta: The Omni - 1972-1980

SEASON	GAMES	ATTENDANCE	AVERAGE	SEASON	GAMES	ATTENDANCE	AVERAGE	SEASON	GAMES	ATTENDANCE	AVERAGE
2018-19	41	758,550	18,501	2000-01	41	681,535	16,623	1983-84	40	666,960	16,674
2017-18	41	775,105	18,905	1999-00	41	612,800	14,946	1982-83	40	289,680	7,242
2016-17	41	767,829	18,728	1998-99	41*	648,050	16,201	1981-82	40	289,258	7,231
2015-16	41	784,874	19,143	1997-98	41	694,557	16,940	1980-81	40	288,679	7,217
2014-15	41	782,977	19,097	1996-97	41	700,643	17,089	1979-80	40	400,961	10,024
2013-14	41	790,849	19,289	1995-96	41	737,996	18,000	1978-79	40	457,640	11,441
2012-13	24	462,936	19,289	1994-95	24	456,858	19,036	1977-78	40	420,026	10,501
2011-12	41	790,849	19,289	1993-94	41*	792,307	19,325	1976-77	40	490,356	12,259
2010-11	41	812,582**	19,819#	1992-93	41*	800,677	19,529	1975-76	40	478,500	11,963
2009-10	41	790,849	19,289	1991-92	40	788,760	19,719	1974-75	40	537,761	13,444
2008-09	41	790,849	19,289	1990-91	40	799,434	19,986**	1973-74	39	552,314	14,162
2007-08	41	790,849	19,289	1989-90	40	794,444	19,861	1972-73	39	488,106	12,516
2006-07	41	790,849	19,289	1988-89	40	778,324	19,458				
2005-06	41	790,849	19,289	1987-88	40	755,252	18,881				
2003-04	41	679,767	16,580	1986-87	40	671,920	16,798				
2002-03	41	665,808	16,239	1985-86	40	670,480	16,762				
2001-02	41	643,896	15,705	1984-85	40	667,320	16,683				
							GAMES ATTENDANCE AVERAGE				
							TOTALS 1830 30,081,865 16,438				

FLAMES YEARLY LEADERS

SEASON	GOALS	ASSISTS	POINTS	PENALTY MINUTES
2018-19	Johnny Gaudreau 36	Johnny Gaudreau 63	Johnny Gaudreau 99	Sam Bennett 93
2017-18	Sean Monahan 31	Johnny Gaudreau 60	Johnny Gaudreau 84	Garnet Hathaway 88
2016-17	Sean Monahan 27	Johnny Gaudreau 43	Johnny Gaudreau 61	Matthew Tkachuk 105
2015-16	Johnny Gaudreau 30	Johnny Gaudreau 48	Johnny Gaudreau 78	Brandon Bollig 103
2014-15	J. Hudler/S. Monahan 31	Jiri Hudler 45	Jiri Hudler 76	Brandon Bollig 88
2013-14	Michael Cammalleri 26	Jiri Hudler 37	Jiri Hudler 54	Brian McGrattan 100
2012-13	Curtis Glencross 15	Lee Stempniak 23	M. Cammalleri/L. Stempniak 32	Tim Jackman 76
2011-12	Jarome Iginla 43	Olli Jokinen 38	Jarome Iginla 67	Tim Jackman 94
2010-11	Jarome Iginla 43	Alex Tanguay 47	Jarome Iginla 86	Tim Jackman 86
2009-10	Jarome Iginla 32	Matt Stajan 38	Jarome Iginla 69	Jamal Mayers 131
2008-09	Michael Cammalleri 39	Jarome Iginla 54	Jarome Iginla 89	Cory Sarich 112
2007-08	Jarome Iginla 50	Jarome Iginla 48	Jarome Iginla 98	Dion Phaneuf 182
2006-07	Jarome Iginla 39	Alex Tanguay 59	Jarome Iginla 94	Dion Phaneuf 98
2005-06	Jarome Iginla 35	Daymond Langkow 34	Jarome Iginla 67	Darren McCarty 117
2003-04	Jarome Iginla 41	Craig Conroy 39	Jarome Iginla 73	Chris Simon 250
2002-03	Jarome Iginla 35	Craig Conroy 37	Jarome Iginla 67	Scott Nichol 149
2001-02	Jarome Iginla 52	Craig Conroy 48	Jarome Iginla 96	Bob Boughner 170
2000-01	Jarome Iginla 31	Marc Savard 42	Jarome Iginla 71	Jason Wiemer 177
1999-00	Valeri Bure 35	Phil Housley 44	Valeri Bure 75	Wade Belak 122
1998-99	Jarome Iginla 28	Phil Housley 43	Cory Stillman 57	Jason Weimer 177
1997-98	T. Fleury/C. Stillman 27	Theoren Fleury 51	Theoren Fleury 78	Theoren Fleury 197
1996-97	Theoren Fleury 29	Theoren Fleury 38	Theoren Fleury 67	Todd Simpson 208
1995-96	Theoren Fleury 46	Theoren Fleury 50	Theoren Fleury 96	Sandy McCarthy 173
1994-95	Theoren Fleury 29	Phil Housley 35	Theoren Fleury 58	Ron Stern 163
1993-94	Gary Roberts 41	Al MacInnis 54	Robert Reichel 93	Ron Stern 243
1992-93	Robert Reichel 40	Theoren Fleury 66	Theoren Fleury 100	Craig Berube 209
1991-92	Gary Roberts 53	Al MacInnis 57	Gary Roberts 90	Ron Stern 338
1990-91	Theoren Fleury 51	Al MacInnis 75	Theoren Fleury 104	Gary Roberts 252
1989-90	Joe Nieuwendyk 45	Doug Gilmour 67	Joe Nieuwendyk 95	Tim Hunter 279
1988-89	J. Nieuwendyk/J. Mullen 51	J. Mullen/D. Gilmour 59	Joe Mullen 110	Tim Hunter 375**
1987-88	Joe Nieuwendyk 51	Gary Suter 70	Hakan Loob 106	Tim Hunter 337
1986-87	Joe Mullen 47	Al MacInnis 56	Joe Mullen 87	Tim Hunter 361
1985-86	Hakan Loob 31	Al MacInnis 57	Dan Quinn 72	Tim Hunter 291
1984-85	K. Nilsson/H. Loob 37	Kent Nilsson 62	Kent Nilsson 99	Tim Hunter 259
1983-84	Eddy Beers 36	Kent Nilsson 49	Kent Nilsson 80	Paul Baxter 182
1982-83	Lanny McDonald 66**	Guy Chouinard 59	Kent Nilsson 104	Doug Risebrough 138
1981-82	Lanny McDonald 34	Guy Chouinard 57	Guy Chouinard 80	Willi Plett 288
1980-81	Kent Nilsson 49	Kent Nilsson 82**	Kent Nilsson 131**	Willi Plett 239
1979-80	Kent Nilsson 40	Kent Nilsson 53	Kent Nilsson 93	Willi Plett 231
1978-79	Guy Chouinard 50	Bob MacMillan 71	Bob MacMillan 108	Willi Plett 213
1977-78	Bob MacMillan 31	Tom Lysiak 42	Tom Lysiak 69	Willi Plett 171
1976-77	Willi Plett 33	Tom Lysiak 51	Tom Lysiak 81	Willi Plett 123
1975-76	Curt Bennett 34	Tom Lysiak 51	Tom Lysiak 82	Pat Quinn 134
1974-75	Eric Vail 39	Tom Lysiak 52	Tom Lysiak 77	Pat Quinn 56
1973-74	Jacques Richard 27	Tom Lysiak 45	Tom Lysiak 64	Pat Quinn 94
1972-73	Bob Leiter 26	Bob Leiter 34	Bob Leiter 60	Pat Quinn 113

**Flames All-Time Individual Record

SCORELESS GAMES

November 7, 1976	Atlanta at Detroit	Myre - Giacomin
October 26, 1996	Calgary at Los Angeles	Kidd - Fiset
October 30, 1998	Washington at Calgary	Wregget - Tabaracci
December 21, 1999	Dallas at Calgary	Brathwaite - Belfour

PENALTY SHOTS FOR

29 GOALS FOR IN 65 ATTEMPTS (45%)

Mar. 12, 2019	vs New Jersey	Johnny Gaudreau	scored	vs. Mackenzie Blackwood
Nov. 25, 2018	at Arizona	Elias Lindholm	failed	vs. Antti Raanta
Nov. 11, 2018	at San Jose	Sam Bennett	failed	vs. Martin Jones
Oct. 11, 2018	at St. Louis	Sean Monahan	failed	vs. Jake Allen
Nov. 5, 2017	vs New Jersey	Micheal Ferland	failed	vs. Keith Kinkaid
Nov. 7, 2015	vs Pittsburgh	David Jones	failed	vs. Marc-Andre Fleury
Feb. 27, 2015	at NY Islanders	Micheal Ferland	failed	vs. Jaroslav Halak
Mar. 22, 2014	at Edmonton	Matt Stajan	scored	vs. Viktor Fasth
Nov. 3, 2013	at Chicago	T.J. Galiardi	failed	vs. Corey Crawford
Mar. 13, 2013	vs. Detroit	Mikael Backlund	failed	vs. Jonas Gustavsson
Feb. 5, 2013	at Detroit	Jarome Iginla	failed	vs. Jimmy Howard
Feb. 25, 2012	vs. Philadelphia	Alex Tanguay	scored	vs. Ilya Bryzgalov
Feb. 14, 2012	vs. Toronto	Paul Byron	scored	vs. Jonas Gustavsson
Apr. 6, 2011	vs. Edmonton	Alex Tanguay	failed	vs. Nikolai Khabibulin
Mar. 6, 2011	vs. Nashville	Jarome Iginla	scored	vs. Pekka Rinne
Feb. 11, 2011	vs. Anaheim	Olli Jokinen	failed	vs. Curtis McElhinney
Dec. 16, 2010	vs. Toronto	Jarome Iginla	failed	vs. Jonas Gustavsson
Mar. 15, 2009	vs. Detroit	Curtis Glencross	failed	vs. Jimmy Howard
Oct. 24, 2006	vs. Phoenix	Daymond Langkow	failed	vs. Curtis Joseph
Oct. 5, 2006	at Edmonton	Jarome Iginla	failed	vs. Dwayne Roloson
Mar. 31, 2006	vs. Colorado	Matthew Lombardi	scored	vs. Peter Budaj
Dec. 1, 2005	at Detroit	Shean Donovan	failed	vs. Jimmy Howard
Nov. 10, 2005	at Phoenix	Jarome Iginla	scored	vs. Curtis Joseph
Nov. 7, 2005	vs. Vancouver	Chuck Kobasev	failed	vs. Alex Auld
Oct. 29, 2005	at San Jose	Tony Amonte	failed	vs. Nolan Schaefer
Oct. 23, 2005	at Los Angeles	Marcus Nilson	failed	vs. Mathieu Garon
Mar. 5, 2004	at Dallas	Shean Donovan	failed	vs. Marty Turco
Jan. 27, 2004	at Phoenix	Shean Donovan	scored	vs. Sean Burke
Jan. 3, 2004	vs. Vancouver	Jarome Iginla	failed	vs. Alex Auld
Dec. 26, 2003	vs. Vancouver	Oleg Saprykin	failed	vs. Dan Cloutier
Dec. 2, 2003	vs. San Jose	Shean Donovan	scored	vs. Vesa Toskala
Mar. 15, 2003	at San Jose	Jarome Iginla	failed	vs. Vesa Toskala
Apr. 2, 2002	vs. Atlanta	Scott Nichol	scored	vs. Milan Hnilicka
Jan. 22, 2002	vs. Toronto	Jarome Iginla	failed	vs. Curtis Joseph
Dec. 8, 2001	vs. Anaheim	Jarome Iginla	failed	vs. Jean-Sebastien Giguere
Feb. 27, 1998	vs. Vancouver	Hnat Domenichelli	scored	vs. Arturs Irbe
Oct. 24, 1996	vs. Pittsburgh	Robert Reichel	scored	vs. Tom Barrasso
Oct. 22, 1996	vs. Colorado	Theoren Fleury	scored	vs. Patrick Roy
Dec. 11, 1995	vs. Los Angeles	Steve Chiasson	scored	vs. Byron Dafeo
Feb. 7, 1994	vs. Edmonton	Robert Reichel	scored	vs. Bill Ranford
Oct. 31, 1993	at Winnipeg	Paul Ranheim	scored	vs. Bob Essensa
Jan. 23, 1993	vs. Pittsburgh	Joe Nieuwendyk	failed	vs. Ken Wregget
Dec. 27, 1992	at Edmonton	C.J. Young	failed	vs. Bill Ranford
Dec. 11, 1992	at Toronto	Theoren Fleury	scored	vs. Rick Wamsley
Feb. 23, 1991	vs. Quebec	Theoren Fleury	scored	vs. Jacques Cloutier
Apr. 4, 1990	vs. Los Angeles	Al MacInnis	scored	vs. Kelly Hrudey (Playoffs)
Oct. 7, 1989	vs. NY Islanders	Doug Gilmour	failed	vs. Mark Fitzpatrick
Feb. 22, 1989	vs. Toronto	Hakan Loob	failed	vs. Jeff Reese
Dec. 16, 1988	at Vancouver	Joe Nieuwendyk	scored	vs. Steve Weeks
Dec. 12, 1988	at Toronto	Joe Nieuwendyk	failed	vs. Jeff Reese
Mar. 19, 1988	at Quebec	Mike Bullard	failed	vs. Mario Brunetta
Mar. 10, 1988	vs. Winnipeg	Hakan Loob	failed	vs. Daniel Berthiaume
Mar. 28, 1987	at Los Angeles	Joe Mullen	scored	vs. Al Jensen, disallowed illegal stick
Feb. 14, 1987	at Minnesota	Joe Mullen	scored	vs. Kari Takko
Dec. 2, 1986	vs. NY Islanders	Joe Mullen	scored	vs. Kelly Hrudey
Oct. 28, 1986	at Minnesota	Perry Berezan	scored	vs. Don Beaupre
Oct. 13, 1984	vs. Quebec	Jim Peplinski	scored	vs. Mario Gosselin
Dec. 19, 1983	vs. Winnipeg	Doug Risebrough	scored	vs. Doug Soetaert
Mar. 14, 1983	at New Jersey	Paul Reinhart	scored	vs. Ron Low
Nov. 18, 1982	at Philadelphia	Lanny McDonald	failed	vs. Pelle Lindbergh
Jan. 13, 1981	vs. NY Rangers	Bob MacMillan	failed	vs. Doug Soetaert

PENALTY SHOTS FOR CON'T

Jan. 8, 1981	vs. Washington	Kent Nilsson	failed	vs. Rollie Boutin
Oct. 9, 1976	vs. Philadelphia	Curt Bennett	scored	vs. Bernie Parent
Jan. 2, 1975	vs. Montreal	Jacques Richard	failed	vs. Ken Dryden
Feb. 16, 1974	at Toronto	Bob Leiter	scored	vs. Dunc Wilson

PENALTY SHOTS AGAINST 19 GOALS AGAINST IN 52 ATTEMPTS (38%)

Mar. 7, 2019	at Arizona	Jordan Oesterle	failed	vs. Mike Smith
Jan. 2, 2019	at Detroit	Andreas Athanasiou	scored	vs. Mike Smith
Mar. 9, 2018	at Ottawa	Jean-Gabriel Pageau	scored	vs. David Rittich
Jan. 11, 2018	at Tampa	Cedric Paquette	failed	vs. Mike Smith
Nov. 5, 2017	vs. New Jersey	Miles Wood	failed	vs. Mike Smith
Jan. 11, 2017	vs. San Jose	Mikkel Boedker	failed	vs. Chad Johnson
Oct. 12, 2016	at Edmonton	Connor McDavid	scored	vs. Brian Elliott
Jan. 24, 2016	at Carolina	Elias Lindholm	scored	vs. Karri Ramo
Dec. 15, 2015	at Nashville	Cody Hodgson	scored	vs. Karri Ramo
Dec. 12, 2013	vs. Carolina	Jeff Skinner	failed	vs. Karri Ramo
Oct. 19, 2013	at San Jose	Brent Burns	failed	vs. Karri Ramo
Mar. 18, 2013	at Dallas	Antoine Roussel	failed	vs. Joey MacDonald
Dec. 6, 2011	vs. Carolina	Jiri Tlustý	scored	vs. Miikka Kiprusoff
Mar. 20, 2011	at Anaheim	Bobby Ryan	failed	vs. Henrik Karlsson
Mar. 4, 2011	vs. Columbus	Antoine Vermette	failed	vs. Miikka Kiprusoff
Mar. 4, 2011	vs. Columbus	Matt Calvert	failed	vs. Miikka Kiprusoff
Nov. 27, 2010	at Pittsburgh	Sidney Crosby	failed	vs. Miikka Kiprusoff
Oct. 30, 2010	vs. Washington	David Steckel	scored	vs. Henrik Karlsson
Jan. 21, 2010	vs. Chicago	Patrick Kane	failed	vs. Miikka Kiprusoff
Dec. 30, 2009	vs. Los Angeles	Dustin Brown	failed	vs. Miikka Kiprusoff
Nov. 4, 2009	at Dallas	Brendan Morrow	failed	vs. Curtis McElhinney
Nov. 6, 2008	vs. Nashville	Vernon Fiddler	scored	vs. Miikka Kiprusoff
Feb. 15, 2008	vs. Los Angeles	Jeff Giuliano	failed	vs. Miikka Kiprusoff
Feb. 3, 2006	vs. Vancouver	Alexandre Burrows	failed	vs. Miikka Kiprusoff
Dec. 29, 2005	vs. Minnesota	Brian Rolston	failed	vs. Miikka Kiprusoff
Nov. 12, 2005	vs. Colordao	Alex Tanguay	scored	vs. Miikka Kiprusoff
Oct. 17, 2005	vs. Phoenix	Oleg Saprykin	failed	vs. Miikka Kiprusoff
Dec. 29, 2003	vs. Minnesota	Richard Park	scored	vs. Miikka Kiprusoff
Mar. 16, 2003	at Anaheim	Paul Kariya	failed	vs. Jamie McLennan
Dec. 29, 2002	vs. Anaheim	Petr Sykora	failed	vs. Roman Turek
Apr. 9, 2002	at Atlanta	Jeff Cowan	failed	vs. Roman Turek
Jan. 11, 2002	vs. Phoenix	Michal Handzus	failed	vs. Roman Turek
Apr. 7, 2001	vs. Los Angeles	Zigmund Palffy	failed	vs. Fred Brathwaite
Dec. 7, 1998	vs. Dallas	Mike Modano	failed	vs. Tyler Moss
Apr. 13, 1998	at Los Angeles	Rob Blake	failed	vs. Dwayne Roloson
Mar. 22, 1998	vs. St. Louis	Darren Turcotte	failed	vs. Rick Tabaracci
Nov. 1, 1997	at Colorado	Joe Sakic	scored	vs. Tyler Moss
Jan. 14, 1996	at Colorado	Joe Sakic	scored	vs. Trevor Kidd
Mar. 7, 1995	at Chicago	Jeremy Roenick	failed	vs. Andrei Trefilov
Feb. 6, 1995	vs. Winnipeg	Teemu Selanne	failed	vs. Trevor Kidd
Nov. 24, 1993	vs. Toronto	Wendel Clark	scored	vs. Trevor Kidd
Jan. 16, 1992	at NY Rangers	Paul Broten	scored	vs. Michael Vernon
Oct. 19, 1991	at Vancouver	Gino Odjick	scored	vs. Michael Vernon
Mar. 14, 1989	at New Jersey	Kirk Muller	failed	vs. Michael Vernon
Dec. 23, 1988	at Edmonton	Craig MacTavish	scored	vs. Michael Vernon
Jan. 16, 1987	at Vancouver	Stan Smyl	scored	vs. Michael Vernon
Jan. 1, 1985	at Winnipeg	Bengt Lundholm	failed	vs. Rejean Lemelin
Dec. 6, 1983	at Quebec	Dale Hunter	scored	vs. Rejean Lemelin
Oct. 23, 1983	at Chicago	Denis Savard	failed	vs. Don Edwards
Jan. 3, 1979	at Toronto	Dan Maloney	failed	vs. Dan Bouchard
Feb. 9, 1978	at Los Angeles	Hartland Monahan	failed	vs. Dan Bouchard
Feb. 10, 1974	vs. Los Angeles	Whitey Widing	scored	vs. Phil Myre

ALL-TIME LEADERS

GAMES PLAYED

Jarome Iginla	1219	T.J. Brodie	570	Hakan Loob	450
Mark Giordano	833	Matt Stajan	558	Tom Lysiak	445
Robyn Regehr	826	Tim Hunter	545	Bill Clement	444
Al MacInnis	803	Eric Vail	539	Kent Nilsson	425
Theoren Fleury	791	Michael Vernon (G)	526	Robert Reichel	425
Joel Otto	730	Paul Reinhart	517	Curtis Glencross	418
Jim Peplinski	711	Guy Chouinard	514	Colin Patterson	416
Mikael Backlund	620	Craig Conroy	507	Curt Bennett	405
Gary Suter	617	Lanny McDonald	492	Dan Bouchard (G)	398
Jamie Macoun	586	Sean Monahan	471	Ron Stern	396
Gary Roberts	585	Rey Comeau	468	Johnny Gaudreau	394
Joe Nieuwendyk	577	Ken Houston	462		
Miikka Kiprusoff (G)	576	Willi Plett	452		

POINTS

Jarome Iginla	1095	Kent Nilsson	562	Paul Reinhart	444
Theoren Fleury	830	Guy Chouinard	529	Tom Lysiak	431
Al MacInnis	822	Gary Roberts	505	Hakan Loob	429
Joe Nieuwendyk	616	Mark Giordano	452		
Gary Suter	565	Eric Vail	452		

GOALS

Jarome Iginla	525	Kent Nilsson	229	Guy Chouinard	193
Theoren Fleury	364	Lanny McDonald	215	Hakan Loob	193
Joe Nieuwendyk	314	Al MacInnis	213	Joe Mullen	190
Gary Roberts	257	Eric Vail	206	Joel Otto	167

ASSISTS

Al MacInnis	609	Paul Reinhart	335	Jim Peplinski	263
Jarome Iginla	570	Kent Nilsson	333	Joel Otto	261
Theoren Fleury	466	Mark Giordano	323	Johnny Gaudreau	254
Gary Suter	437	Joe Nieuwendyk	302	Gary Roberts	248
Guy Chouinard	336	Tom Lysiak	276		

PENALTY MINUTES

Tim Hunter	2405	Theoren Fleury	1339	Gary Suter	872
Gary Roberts	1736	Ron Stern	1288	Jarome Iginla	831
Joel Otto	1642	Willi Plett	1267	Robyn Regehr	802
Jim Peplinski	1467	Al MacInnis	944	Sandy McCarthy	730

ALL-TIME LEADERS

CONTINUED

FIVE-GOAL GAMES

Joe Nieuwendyk	1
----------------	---

FOUR-GOAL GAMES

Joe Mullen	2	Mark Hunter	1	Keith McCreary	1
Joe Nieuwendyk	2	Jarome Iginla	1	Jim Peplinski	1
Kent Nilsson	2	Mark Jankowski	1	Gary Roberts	1
Sam Bennett	1	Hakan Loob	1	Marc Savard	1
Jiri Hrdina	1	Brian MacLellan	1	Garry Unger	1

THREE-GOAL GAMES

Theoren Fleury	13	Guy Chouinard	2	Josh Jooris	1
Kent Nilsson	13	Bill Clement	2	Chuck Kobasew	1
Jarome Iginla	12	Micheal Frolik	2	Dave Kryskow	1
Joe Nieuwendyk	10	Jiri Hrdina	2	Dan Labraaten	1
Gary Roberts	10	Olli Jokinen	2	Daymond Langkow	1
Lanny McDonald	9	Gary McAdam	2	Gary Leeman	1
Hakan Loob	6	Keith McCreary	2	Bob Leiter	1
Eddy Beers	5	Joel Otto	2	Matthew Lombardi	1
Johnny Gaudreau	5	Marc Savard	2	Tom Lysiak	1
Joe Mullen	5	Cory Stillman	2	Al MacInnis	1
Eric Vail	5	German Titov	2	Brian MacLellan	1
Ken Houston	4	Carey Wilson	2	Marty McInnis	1
Robert Reichel	4	Mikael Backlund	1	Sean Monahan	1
Rene Bourque	3	Sam Bennett	1	David Moss	1
Michael Cammalleri	3	Valeri Bure	1	Dana Murzyn	1
Curtis Glencross	3	Rey Comeau	1	Owen Nolan	1
Mark Hunter	3	Shean Donovan	1	Jim Peplinski	1
Bob MacMillan	3	Barry Gibbs	1	Jean Pronovost	1
Sergei Makarov	3	Bobby Gould	1	Paul Ranheim	1
Willi Plett	3	Dougie Hamilton	1	Mason Raymond	1
Ron Stern	3	Brett Hull	1	Paul Reinhart	1
Curt Bennett	2	Kristian Huselius	1	Matthew Tkachuk	1
Ivan Boldirev	2	Mark Jankowski	1		

Includes four- and five-goal games.

ALL-TIME LEADERS

CONTINUED

MULTI-GOAL GAMES

Jarome Iginla	94	Dougie Hamilton	4	Bobby Dollas	1
Theoren Fleury	47	Mark Jankowski	4	Shean Donovan	1
Joe Nieuwendyk	47	Olli Jokinen	4	Hnat Domenichelli	1
Lanny McDonald	36	Dean McAmmond	4	Ted Drury	1
Guy Chouinard	33	Keith McCreary	4	Deryk Engelland	1
Eric Vail	33	Owen Nolan	4	Kari Eloranta	1
Gary Roberts	30	Doug Risebrough	4	Paul Fenton	1
Kent Nilsson	29	Perry Berezan	3	Andrew Ference	1
Robert Reichel	22	Andrew Cassels	3	Micheal Ferland	1
Johnny Gaudreau	21	Dave Gagner	3	Aaron Gavey	1
Hakan Loob	21	John Gould	3	Markus Granlund	1
Tom Lysiak	21	Jamie Hislop	3	Marc Habscheid	1
Joe Mullen	18	Phil Housley	3	Niklas Hagman	1
Willi Plett	18	David Jones	3	Travis Hamonic	1
Sean Monahan	17	Elias Lindholm	3	Roman Hamrlik	1
Michael Cammalleri	16	Brian MacLellan	3	Noah Hanifin	1
Bob MacMillan	16	Marty McInnis	3	Garnet Hathaway	1
Joel Otto	15	Michael Nylander	3	Paul Henderson	1
Curt Bennett	13	Jean Pronovost	3	Jonas Hoglund	1
Rene Bourque	13	Leon Rochefort	3	Phil Housley	1
Ken Houston	13	Matt Stajan	3	Cale Hulse	1
Mikael Backlund	12	Tony Amonte	2	Tim Jackman	1
Kristian Huselius	12	Brent Ashton	2	Jim Jackson	1
Daymond Langkow	12	Ivan Boldirev	2	Kari Jalonen	1
Valeri Bure	11	Lance Bouma	2	Ed Kea	1
Rey Comeau	11	Dustin Boyd	2	Kelly Kisio	1
Curtis Glencross	11	T.J. Brodie	2	Tom Kostopoulos	1
Al MacInnis	11	Roman Cervenka	2	Paul Kruse	1
German Titov	11	Chris Drury	2	Dave Kryskow	1
Matthew Tkachuk	11	Bryan Hextall	2	Dan Labraaten	1
Doug Gilmour	10	Ernie Hicke	2	Bobby Lalonde	1
Sergei Makarov	10	Jiri Hrdina	2	Gary Leeman	1
Marc Savard	10	Tim Hunter	2	Jordan Leopold	1
Cory Stillman	10	Josh Jooris	2	Jocelyn Lemieux	1
Carey Wilson	10	Sheldon Kennedy	2	Dave Lowry	1
Craig Conroy	9	Chuck Kobasew	2	Jamie Lundmark	1
Kevin Lavallee	9	Red Laurence	2	Toni Lydman	1
Colin Patterson	9	Gerry Meehan	2	Jamie Macoun	1
Jim Peplinski	9	Brendan Morrison	2	Randy Manery	1
Paul Ranheim	9	Dion Phaneuf	2	Gary McAdam	1
Mel Bridgman	8	Harold Phillipoff	2	Corey Millen	1
Mike Bullard	8	Mason Raymond	2	Derek Morris	1
Matthew Lombardi	8	Steve Reinprecht	2	Lew Morrison	1
Dan Quinn	7	Darcy Rota	2	Richard Mulhern	1
Paul Reinhart	7	Derek Ryan	2	Marty Murray	1
Larry Romanchych	7	Oleg Saprykin	2	Dana Murzyn	1
Gary Suter	7	Jeff Shantz	2	Rob Niedermayer	1
Eddy Beers	6	Bobby Simpson	2	Marcus Nilson	1
Martin Gelin	6	Ron Stern	2	Eric Nystrom	1
Mark Giordano	6	Steve Tambellini	2	Michel Petit	1
Brett Hull	6	Kris Versteeg	2	Ronald Petrovicky	1
David Moss	6	Wes Walz	2	Wayne Primeau	1
Sam Bennett	5	Dennis Wideman	2	Alan Quine	1
Mike Eaves	5	Clarke Wilm	2	Pat Quinn	1
Michael Frolik	5	Akim Aliu	1	Byron Ritchie	1
Jiri Hudler	5	Paul Baxter	1	Kris Russell	1
Mark Hunter	5	Steve Begin	1	Phil Russell	1
Richard Kromm	5	Todd Bertuzzi	1	Chris Simon	1
Bob Leiter	5	Craig Berube	1	Martin St. Louis	1
Don Lever	5	Paul Byron	1	Lee Stempniak	1
John Stewart	5	Gino Cavallini	1	John Tonelli	1
Alex Tanguay	5	Chris Clark	1	Jason Weimer	1
Steve Bozek	4	Joe Colborne	1	Jamie Wright	1
Bill Clement	4	Rene Corbet	1	C.J. Young	1
Bill Flett	4	Denis Cyr	1	Zarley Zalapski	1
Hilliard Graves	4	Nigel Dawes	1		

ALL-TIME TOP SEASONS

MOST POINTS

131	Kent Nilsson	1980-81	89	Jarome Iginla	2008-09	80	Guy Chouinard	1981-82
110	Joe Mullen	1988-89	88	Robert Reichel	1992-93		Kent Nilsson	1983-84
108	Bob MacMillan	1978-79	87	Joe Mullen	1986-87	79	Sergei Makarov	1990-91
107	Guy Chouinard	1978-79	86	Sergei Makarov	1989-90		Gary Roberts	1992-93
106	Hakan Loob	1987-88		Jarome Iginla	2010-11	78	Theoren Fleury	1997-98
104	Kent Nilsson	1982-83	85	Joe Mullen	1987-88		Johnny Gaudreau	2015-16
	Theoren Fleury	1990-91		Doug Gilmour	1988-89		Matthew Tkachuk	2018-19
103	Mike Bullard	1987-88		Hakan Loob	1988-89	77	Tom Lysiak	1974-75
	Al MacInnis	1990-91		Joe Nieuwendyk	1990-91		Guy Chouinard	1979-80
100	Theoren Fleury	1992-93		Theoren Fleury	1993-94		Al MacInnis	1991-92
99	Kent Nilsson	1984-85	84	Gary Roberts	1993-94		Kristian Huselius	2006-07
	Johnny Gaudreau	2018-19		Johnny Gaudreau	2017-18		Daymond Langkow	2006-07
98	Lanny McDonald	1982-83	83	Eric Vail	1978-79	76	Al MacInnis	1986-87
	Jarome Iginla	2007-08		Guy Chouinard	1980-81		Gary Suter	1989-90
96	Theoren Fleury	1995-96		Al MacInnis	1987-88		Jiri Hudler	2014-15
	Jarome Iginla	2001-02	82	Tom Lysiak	1975-76	75	Mel Bridgman	1981-82
95	Joe Nieuwendyk	1989-90		Joe Nieuwendyk	1988-89		Paul Reinhart	1982-83
94	Jarome Iginla	2006-07		Al MacInnis	1993-94		Eddy Beers	1983-84
93	Kent Nilsson	1979-80		Michael Cammalleri	2008-09		Joe Nieuwendyk	1992-93
	Robert Reichel	1993-94		Sean Monahan	2018-19		Joe Nieuwendyk	1993-94
92	Joe Nieuwendyk	1987-88	81	Tom Lysiak	1976-77		Valeri Bure	1999-00
91	Gary Suter	1987-88		Doug Gilmour	1990-91		Craig Conroy	2001-02
	Doug Gilmour	1989-90		Gary Suter	1992-93			
90	Al MacInnis	1989-90		Alex Tanguay	2006-07			
	Gary Roberts	1991-92						

MOST GOALS

66	Lanny McDonald	1982-83	39	Eric Vail	1974-75	33	Willi Plett	1976-77
53	Gary Roberts	1991-92		Gary Roberts	1989-90		Lanny McDonald	1983-84
52	Jarome Iginla	2000-01		Jarome Iginla	2006-07		Theoren Fleury	1991-92
51	Joe Nieuwendyk	1987-88		Michael Cammalleri	2008-09		Daymond Langkow	2006-07
	Joe Mullen	1988-89	38	Willi Plett	1980-81	32	Eric Vail	1976-77
	Joe Nieuwendyk	1988-89		Joe Nieuwendyk	1992-93		Kevin LaVallee	1981-82
	Theoren Fleury	1990-91		Gary Roberts	1992-93		Jarome Iginla	2009-10
50	Guy Chouinard	1978-79	37	Bob MacMillan	1978-79		Jarome Iginla	2011-12
	Hakan Loob	1987-88		Hakan Loob	1984-85	31	Curt Bennett	1974-75
	Jarome Iginla	2007-08		Kent Nilsson	1984-85		Tom Lysiak	1975-76
49	Kent Nilsson	1980-81	36	Eddy Beers	1983-84		Bob MacMillan	1977-78
48	Mike Bullard	1987-88		Joe Mullen	1989-90		Guy Chouinard	1979-80
47	Joe Mullen	1986-87		Joe Nieuwendyk	1993-94		Guy Chouinard	1980-81
46	Kent Nilsson	1982-83		Johnny Gaudreau	2018-19		Kent Nilsson	1983-84
	Theoren Fleury	1995-96	35	Eric Vail	1978-79		Hakan Loob	1985-86
45	Joe Nieuwendyk	1989-90		Valeri Bure	1999-00		Theoren Fleury	1989-90
	Joe Nieuwendyk	1990-91		Jarome Iginla	2002-03		Jarome Iginla	2000-01
43	Jarome Iginla	2010-11		Jarome Iginla	2005-06		Jiri Hudler	2014-15
41	Gary Roberts	1993-94		Jarome Iginla	2008-09		Sean Monahan	2017-18
	Jarome Iginla	2003-04	34	Curt Bennett	1975-76	30	Tom Lysiak	1976-77
40	Kent Nilsson	1979-80		Lanny McDonald	1981-82		Jim Peplinski	1981-82
	Joe Mullen	1987-88		Theoren Fleury	1992-93		Hakan Loob	1983-84
	Robert Reichel	1992-93		Kristian Huselius	2006-07		Dan Quinn	1985-86
	Robert Reichel	1993-94		Sean Monahan	2018-19		Sergei Makarov	1990-91
	Theoren Fleury	1993-94					Daymond Langkow	2007-08
							Johnny Gaudreau	2015-16

ALL-TIME TOP SEASONS

CONTINUED

MOST ASSISTS

82	Kent Nilsson	1980-81	Gary Suter	1992-93		
75	Al MacInnis	1990-91	57 Guy Chouinard	1978-79	50 Gary Suter	1985-86
71	Bob MacMillan	1978-79	Guy Chouinard	1981-82	Joe Nieuwendyk	1989-90
70	Gary Suter	1987-88	Al MacInnis	1985-86	Theoren Fleury	1995-96
67	Doug Gilmour	1989-90	Al MacInnis	1991-92	49 Paul Reinhart	1980-81
66	Theoren Fleury	1992-93	56 Al MacInnis	1986-87	Mel Bridgman	1981-82
63	Johnny Gaudreau	2018-19	Hakan Loob	1987-88	Kent Nilsson	1983-84
62	Kent Nilsson	1984-85	55 Mike Bullard	1987-88	Gary Suter	1988-89
	Al MacInnis	1989-90	Jarome Iginla	2006-07	Sergei Makarov	1990-91
	Sergei Makarov	1989-90	54 Al MacInnis	1993-94	48 Eric Vail	1978-79
61	Doug Gilmour	1990-91	Jarome Iginla	2008-09	Paul Reinhart	1981-82
60	Gary Suter	1989-90	53 Kent Nilsson	1979-80	Carey Wilson	1984-85
	Johnny Gaudreau	2017-18	Paul Reinhart	1986-87	Sergei Makarov	1991-92
59	Guy Chouinard	1982-83	Theoren Fleury	1990-91	Robert Reichel	1992-93
	Doug Gilmour	1988-89	Robert Reichel	1993-94	Craig Conroy	2001-02
	Joe Mullen	1988-89	52 Tom Lysiak	1974-75	Jarome Iginla	2007-08
	Alex Tanguay	2006-07	Guy Chouinard	1980-81	Johnny Gaudreau	2015-16
58	Kent Nilsson	1982-83	Al MacInnis	1984-85	Sean Monahan	2018-19
	Paul Reinhart	1982-83	51 Tom Lysiak	1975-76		
	Al MacInnis	1987-88	Tom Lysiak	1976-77		
	Al MacInnis	1988-89	Pekka Rautakallio	1981-82		
	Hakan Loob	1988-89	Theoren Fleury	1997-98		
	Gary Suter	1990-91				

MOST PENALTY MINUTES

375	Tim Hunter	1988-89	243 Ron Stern	1993-94	194 Paul Baxter	1985-86
361	Tim Hunter	1986-87	241 Jim Peplinski	1988-89	Mark Hunter	1988-89
338	Ron Stern	1991-92	239 Willi Plett	1980-81	192 Joel Otto	1987-88
337	Tim Hunter	1987-88	234 Jim Peplinski	1987-88	188 Joel Otto	1985-86
291	Tim Hunter	1985-86	231 Willi Plett	1979-80	186 Theoren Fleury	1993-94
288	Willi Plett	1981-82	222 Gary Roberts	1989-90	185 Joel Otto	1986-87
282	Gary Roberts	1987-88	214 Jim Peplinski	1985-86	Paul Kruse	1993-94
279	Tim Hunter	1989-90	213 Willi Plett	1978-79	183 Joel Otto	1990-91
271	Neil Sheehy	1985-86	Joel Otto	1988-89	182 Paul Baxter	1983-84
259	Tim Hunter	1984-85	209 Craig Berube	1992-93	Dion Phaneuf	2007-08
252	Gary Roberts	1990-91	208 Todd Simpson	1996-97	181 Jim Peplinski	1986-87
250	Gary Roberts	1988-89	207 Gary Roberts	1991-92		
	Chris Simon	2003-04	Ron Stern	1992-93		
247	Krzysztof Oliwa	2003-04	197 Theoren Fleury	1997-98		

ALL-TIME TOP SEASONS

CONTINUED

MOST WINS

45	Miikka Kiprusoff	2008-09	29	Rejean Lemelin	1985-86	21	Pat Rigglin	1980-81
42	Miikka Kiprusoff	2005-06		Michael Vernon	1992-93		Rejean Lemelin	1983-84
40	Miikka Kiprusoff	2006-07	27	Roman Turek	2002-03		Trevor Kidd	1996-97
39	Michael Vernon	1987-88		David Rittich	2018-19	20	Dan Bouchard	1974-75
	Miikka Kiprusoff	2007-08	26	Michael Vernon	1993-94	19	Dan Bouchard	1973-74
37	Michael Vernon	1988-89		Jonas Hiller	2014-15		Dan Bouchard	1975-76
	Miikka Kiprusoff	2010-11	25	Dan Bouchard	1977-78		Dan Bouchard	1979-80
35	Miikka Kiprusoff	2009-10		Fred Brathwaite	1999-00		Pat Rigglin	1981-82
	Miikka Kiprusoff	2011-12		Mike Smith	2017-18		Rick Tabaracci	1995-96
32	Dan Bouchard	1978-79	24	Michael Vernon	1991-92			
31	Michael Vernon	1990-91		Miikka Kiprusoff	2003-04			
30	Rejean Lemelin	1984-85	23	Dan Bouchard	1979-80			
	Michael Vernon	1986-87		Michael Vernon	1989-90			
	Roman Turek	2001-02		Mike Smith	2018-19			
			22	Trevor Kidd	1994-95			

MOST LOSSES

30	Michael Vernon	1991-92	22	Rick Tabaracci	1997-98
29	Roman Turek	2002-03		Miikka Kiprusoff	2011-12
28	Roman Turek	2001-02		Mike Smith	2017-18
	Miikka Kiprusoff	2009-10	21	Dan Bouchard	1978-79
26	Michael Vernon	1992-93		Michael Vernon	1986-87
	Miikka Kiprusoff	2007-08		Trevor Kidd	1995-96
25	Fred Brathwaite	1999-00	20	Miikka Kiprusoff	2005-06
24	Rejean Lemelin	1985-86	19	Dan Bouchard	1979-80
	Miikka Kiprusoff	2006-07		Pat Rigglin	1981-82
	Miikka Kiprusoff	2008-09		Don Edwards	1983-84
	Miikka Kiprusoff	2010-11		Michael Vernon	1990-91
23	Phil Myre	1972-73		Jonas Hiller	2014-15
	Trevor Kidd	1996-97			
	Michael Vernon	2000-01			

FLAMES CAREER SCORING

PLAYER	GP	G	A	PTS	PIM
1 Iginla, Jarome	1219	525	570	1095	831
2 Fleury, Theoren	791	364	466	830	1339
3 MacInnis, Al	803	213	609	822	944
4 Nieuwendyk, Joe	577	314	302	616	330
5 Suter, Gary	617	128	437	565	872
6 Nilsson, Kent	425	229	333	562	90
7 Chouinard, Guy	514	193	336	529	110
8 Roberts, Gary	585	257	248	505	1736
T-9 Vail, Eric	539	206	246	452	246
T-9 Giordano, Mark	833	129	323	452	711
11 Reinhart, Paul	517	109	335	444	203
12 Lysiak, Tom	445	155	276	431	329
13 Loob, Hakan	450	193	236	429	189
14 Otto, Joel	730	167	261	428	1642
15 Peplinski, Jim	711	161	263	424	1467
16 McDonald, Lanny	492	215	191	406	408
17 Mullen, Joe	345	190	198	388	95
18 Gaudreau, Johnny	394	133	254	387	88
19 Monahan, Sean	471	172	191	363	94
20 Reichel, Robert	425	153	201	354	217
21 Backlund, Mikael	620	129	191	320	309
22 Conroy, Craig	507	97	211	308	276
23 Plett, Willi	452	150	149	299	1267
T-24 MacMillan, Bob	308	122	173	295	111
T-24 Gilmour, Doug	266	81	214	295	286
26 Makarov, Sergei	297	94	198	292	199
27 Langkow, Daymond	392	123	165	288	159
28 Tanguay, Alex	342	86	198	284	166
29 Houston, Ken	462	128	145	273	516
30 Bennett, Curt	405	126	140	266	190
31 Wilson, Carey	355	102	161	263	160
32 Brodie, T.J.	570	44	203	247	158
33 Macoun, Jamie	586	62	184	246	664
34 Glencross, Curtis	418	114	128	242	290
35 Housley, Phil	328	50	188	238	140
36 Stillman, Cory	393	109	126	235	192
T-37 Titov, German	345	107	121	228	142
T-37 Phaneuf, Dion	378	75	153	228	522
39 Clement, Bill	444	85	139	224	197
40 Comeau, Rey	468	88	126	214	153
41 Ranheim, Paul	354	94	100	194	105
T-42 Bure, Valeri	256	93	99	192	100
T-42 Beers, Eddy	226	87	105	192	232
T-42 Hudler, Jiri	248	68	124	192	69
45 Quinn, Dan	222	72	119	191	100
46 Stajan, Matt	558	59	131	190	279
47 Patterson, Colin	416	88	99	187	187
48 Huselius, Kristian	216	74	108	182	102
49 Cammalleri, Michael	216	89	89	178	111
50 Tkachuk, Matthew	224	71	103	174	228
51 Manery, Randy	377	30	142	172	242
52 Risebrough, Doug	247	68	101	169	583
53 Lombardi, Matthew	347	65	102	167	225
54 Jokinen, Olli	236	59	106	165	169

PLAYER	GP	G	A	PTS	PIM
55 Bourque, Rene	249	88	76	164	241
T-56 Romanchych, Larry	288	68	95	163	100
T-56 Morris, Derek	343	34	129	163	385
T-56 Regehr, Robyn	827	29	134	163	802
59 Bullard, Mike	136	76	81	157	102
T-60 Savard, Marc	221	60	94	154	158
T-60 Rautakallio, Pekka	235	33	121	154	122
62 Leiter, Bobby	234	64	81	145	41
63 Bozek, Steve	261	64	79	143	80
64 Hamilton, Dougie	245	42	95	137	174
65 Wideman, Dennis	280	32	104	136	126
66 Frolik, Michael	281	58	77	135	134
67 Russell, Phil	322	29	103	132	469
68 LaVallee, Kevin	212	66	65	131	63
T-69 Stern, Ron	396	59	66	125	1288
T-69 Bridgman, Mel	142	45	80	125	197
71 Moss, David	317	61	63	124	94
T-72 Bennett, Sam	312	55	61	116	264
T-72 Tonelli, John	161	40	76	116	164
74 Kea, Ed	316	22	92	114	283
75 Pronovost, Jean	155	52	58	110	42
T-76 Hunter, Tim	545	49	59	108	2405
T-76 Nylander, Michael	168	34	74	108	54
T-76 Eloranta, Kari	255	12	96	108	149
79 Lever, Don	113	48	58	106	66
80 Kromm, Richard	189	43	61	104	90
81 Richard, Jacques	215	57	46	103	108
82 Konroyd, Steve	350	18	83	101	386
83 Colborne, Joe	217	37	63	100	104
T-84 McCreary, Keith	231	49	50	99	91
T-84 Quinn, Pat	374	12	87	99	555
86 Hislop, Jamie	215	37	61	98	65
87 Bouwmeester, Jay	279	18	79	97	134
88 Yelle, Stephane	339	31	65	96	174
T-89 Lalonde, Bobby	155	38	56	94	54
T-89 Hrdina, Jiri	157	36	58	94	63
T-91 Eaves, Mike	117	28	65	93	30
T-91 Lydman, Toni	289	19	74	93	140
93 Mulhern, Richard	207	25	67	92	153
94 Graves, Hilliard	172	37	54	91	63
95 Ecclestone, Tim	220	28	62	90	92
96 Ferland, Micheal	250	42	47	89	135
97 Gelinax, Martin	157	38	49	87	121
98 Shantz, Jeff	256	33	53	86	151
99 Gould, John	194	35	50	85	47
T-100 Stempniak, Lee	160	31	52	83	56
T-100 McCrimmon, Brad	231	16	67	83	274
T-102 McAmmond, Dean	137	38	43	81	78
T-102 Cassels, Andrew	151	29	52	81	50
T-104 Phillippoff, Harold	118	26	53	79	241
T-104 Murdoch, Bob	262	16	63	79	202
T-106 Lindholm, Elias	81	27	51	78	20
T-106 Russell, Kris	198	15	63	78	40
108 Shand, Dave	288	14	63	77	324

FLAMES CAREER SCORING

CONTINUED

PLAYER	GP	G	A	PTS	PIM
T-109 Saprykin, Oleg	187	29	47	76	132
T-109 Zalapski, Zarley	178	21	55	76	220
111 Chiasson, Steve	168	15	59	74	133
T-112 Berezan, Perry	152	31	42	73	154
T-112 Wilm, Clarke	303	31	42	73	250
114 Amonte, Tony	161	24	48	72	83
T-115 Clark, Chris	278	35	36	71	363
T-115 Kobasew, Chuck	210	34	37	71	160
T-115 Leopold, Jordan	233	16	55	71	110
T-115 Albelin, Tommy	339	12	59	71	92
T-119 MacLellan, Brian	134	35	35	70	95
T-119 Patrick, James	217	14	56	70	82
T-121 Lowry, Dave	193	31	38	69	131
T-121 Aucoin, Adrian	157	20	49	69	83
123 Gibbs, Barry	208	13	55	68	218
T-124 Stewart, John	142	35	32	67	71
T-124 Bouma, Lance	304	27	40	67	174
126 Wiemer, Jason	252	34	32	66	567
127 Donovan, Shean	175	28	37	65	161
128 Hamrlik, Roman	126	14	50	64	144
T-129 Musil, Frank	335	18	45	63	505
T-129 Ference, Andrew	224	10	53	63	210
T-131 Jones, David	174	32	30	62	38
T-131 Nattress, Ric	226	9	53	62	204
T-133 Hunter, Mark	133	34	26	60	358
T-133 Gagner, Dave	82	27	33	60	48
135 Sarich, Cory	379	10	49	59	462
T-136 Reinprecht, Steve	96	17	41	58	28
T-136 Gauthier, Denis	384	13	45	58	515
T-138 Jankowski, Mark	152	31	26	57	45
T-138 Boyd, Dustin	192	28	29	57	35
T-140 Walz, Wes	92	17	39	56	27
T-140 Yawney, Trent	274	11	45	56	368
T-142 McCarthy, Sandy	276	30	25	55	730
T-142 Murzyn, Dana	201	16	39	55	404
T-142 Baxter, Paul	209	16	39	55	568
T-145 Tambellini, Steve	120	34	20	54	20
T-145 Boldirev, Ivan	65	22	32	54	26
T-145 Morrison, Brendan	94	13	41	54	22
T-148 Kruse, Paul	246	24	29	53	614
T-148 Drury, Chris	80	23	30	53	33
T-148 McInnis, Marty	91	23	30	53	42
T-148 Hulse, Cale	277	10	43	53	449
152 Hull, Brett	57	27	24	51	12
T-153 Hoglund, Jonas	118	25	24	49	28
T-153 Rochefort, Leon	110	19	30	49	23
T-155 Flett, Bill	102	27	21	48	36
T-155 St. Sauveur, Claude	79	24	24	48	23
T-155 Sullivan, Mike	205	20	28	48	54
T-155 Lemieux, Jean	140	10	38	48	35
T-155 Petit, Michel	134	8	40	48	243
T-160 Brouwer, Troy	150	19	28	47	84
T-160 Sheehy, Neil	222	13	34	47	725
T-162 Byron, Paul	130	16	30	46	39

PLAYER	GP	G	A	PTS	PIM
T-162 Nazarov, Andrei	112	15	31	46	108
T-162 Bourgeois, Charles	162	12	34	46	430
T-165 Versteeg, Kris	93	18	27	45	52
T-165 Jackson, Jim	107	15	30	45	20
T-165 Price, Noel	199	5	40	45	160
T-168 Harvey, Buster	80	17	27	44	16
T-168 Bertuzzi, Todd	66	15	29	44	74
T-168 Marsh, Brad	257	3	41	44	317
T-171 Domenichelli, Hnat	96	20	23	43	31
T-171 Ribble, Pat	203	12	31	43	188
T-173 Nilson, Marcus	194	19	23	42	77
T-173 Hagman, Niklas	106	17	25	42	28
T-173 Johansson, Roger	150	8	34	42	157
T-176 Simpson, Bobby	127	23	18	41	94
T-176 Kisio, Kelly	63	14	27	41	34
T-176 Meehan, Gerry	62	11	30	41	8
T-179 Hextall, Bryan	114	20	20	40	117
T-179 Hathaway, Garnet	175	16	24	40	219
T-179 Ward, Ed	215	16	24	40	284
T-179 Kryskow, Dave	79	15	25	40	65
T-179 Millen, Corey	92	15	25	40	42
T-184 Nystrom, Eric	204	19	20	39	191
T-184 Lundmark, Jamie	99	16	23	39	72
T-184 Engelland, Deryk	226	9	30	39	192
T-184 Butler, Chris	194	5	34	39	92
T-188 Hindmarch, Dave	98	21	17	38	25
T-188 Labraaten, Dan	70	19	19	38	19
T-188 Niedermayer, Rob	111	14	24	38	91
T-188 Ryan, Derek	81	13	25	38	24
T-188 Babchuk, Anton	104	10	28	38	26
T-193 Josh Jooris	119	16	21	37	55
T-193 Hicke, Ernie	58	14	23	37	37
T-193 Warrner, Rhett	231	11	26	37	239
196 Jackman, Tim	209	13	23	36	297
197 Matteau, Stephane	82	16	19	35	112
T-198 Laurence, Red	59	14	20	34	6
T-198 Kravchuk, Igor	115	4	30	34	23
T-198 Vernon, Michael (G)	526	0	34	34	192
T-201 Unger, Garry	79	17	16	33	39
T-201 Hanifin, Noah	80	5	28	33	12
T-203 Rota, Darcy	57	19	13	32	70
T-203 Dawes, Nigel	66	14	18	32	18
T-205 Cavallini, Gino	54	13	17	30	40
T-205 Lindsay, Bill	132	9	21	30	183
T-205 Hamonic, Travis	143	8	22	30	112
T-205 Simpson, Todd	214	4	26	30	500
T-209 Cyr, Denis	66	14	15	29	13
T-209 Bradley, Brian	45	10	19	29	16
T-209 Dahl, Kevin	179	7	22	29	149
T-212 Raymond, Mason	86	16	12	28	16
T-212 Granlund, Markus	86	14	14	28	24
T-212 Lindberg, Chris	79	11	17	28	35
T-212 Baertschi, Sven	61	8	20	28	22
T-216 Nichol, Scott	128	13	14	27	256

FLAMES CAREER SCORING

CONTINUED

PLAYER	GP	G	A	PTS	PIM	PLAYER	GP	G	A	PTS	PIM
T-216 McAdam, Gary	46	12	15	27	18	T-266 Lemelin, Rejean (G)	324	0	15	15	53
T-216 Simon, Chris	85	11	16	27	119	T-272 Mokosak, Carl	42	7	7	14	87
T-216 Berube, Craig	234	10	17	27	628	T-272 Evason, Jean	67	7	7	14	38
T-220 Begin, Steve	159	15	11	26	214	T-272 Dowd, Jim	48	6	8	14	12
T-220 Kostopoulos, Tom	140	11	15	26	101	T-272 Dunn, Richie	80	3	11	14	47
T-220 Pardy, Adam	147	4	22	26	141	T-276 Mangiapane, Andrew	54	8	5	13	14
T-220 Keczmer, Dan	98	3	23	26	72	T-276 Henderson, Paul	30	7	6	13	6
T-224 Kennedy, Sheldon	71	10	15	25	81	T-276 Arnason, Chuck	33	7	6	13	13
T-224 MacMillan, Bill	78	10	15	25	52	T-276 McCarty, Darren	99	7	6	13	175
T-226 Chiasson, Alex	81	12	12	24	46	T-276 DeGray, Dale	28	6	7	13	29
T-226 Carriere, Larry	100	6	18	24	112	T-276 Staios, Steve	57	4	9	13	40
T-228 Leeman, Gary	59	11	12	23	37	T-276 Allison, Jamie	101	3	10	13	163
T-228 Corbet, Rene	68	9	14	23	70	T-276 O'Sullivan, Chris	49	2	11	13	14
T-228 Boughner, Bob	148	5	18	23	293	T-276 Plager, Bill	76	2	11	13	92
T-228 Ramage, Rob	80	4	19	23	193	T-276 Smith, Derek	83	2	11	13	24
T-232 Comeau, Blake	91	9	13	22	38	T-286 Buzek, Jeff	72	6	6	12	34
T-232 Dahlquist, Chris	151	4	18	22	118	T-286 Fenton, Paul	31	5	7	12	10
T-234 Gavey, Aaron	67	9	12	21	58	T-286 Drury, Ted	34	5	7	12	26
T-234 Petrovicky, Ronald	107	9	12	21	139	T-286 Wilson, Bert	50	5	7	12	94
T-234 Bouchard, Joel	126	9	12	21	106	T-286 Buzek, Petr	76	4	8	12	28
T-234 Primeau, Wayne	94	6	15	21	76	T-286 Bialowas, Dwight	48	3	9	12	22
T-234 Stone, Michael	115	5	16	21	58	T-286 Sloan, Blake	74	2	10	12	32
T-234 Smith, Steve	102	1	20	21	139	T-286 Hannan, Scott	78	2	10	12	38
T-240 Ritchie, Byron	109	12	8	20	137	T-286 Jokipakka, Jyrki	56	1	11	12	20
T-240 Hlushko, Todd	76	7	13	20	84	T-295 Smith, Brad	49	7	4	11	69
T-240 Wright, Jamie	63	6	14	20	32	T-295 Kotalik, Ales	52	7	4	11	37
T-240 St. Louis, Martin	69	4	16	20	32	T-295 Paslawski, Greg	28	6	5	11	2
T-240 Zaharko, Miles	71	1	19	20	26	T-295 Tkaczuk, Daniel	19	4	7	11	14
T-245 Cowan, Jeff	83	14	5	19	130	T-295 Carr, Gene	30	3	8	11	6
T-245 McDonough, Al	35	10	9	19	15	T-295 Priakin, Sergei	46	3	8	11	2
T-245 Ashton, Brent	32	8	11	19	41	T-295 Kulak, Brett	101	2	9	11	41
T-245 Sweeney, Tim	53	8	11	19	12	T-295 Krivokrasov, Sergei	12	1	10	11	4
T-245 Neal, James	63	7	12	19	28	T-295 Picard, Noel	57	1	10	11	53
T-245 Glynn, Brian	68	5	14	19	87	T-304 Meredith, Greg	36	6	4	10	8
T-245 Andersson, Rasmus	90	2	17	19	27	T-304 Setoguchi, Devin	19	3	7	10	4
T-252 Redmond, Dick	42	7	11	18	16	T-304 Johansson, Andreas	28	3	7	10	14
T-252 Habscheid, Marc	46	7	11	18	42	T-304 Dollas, Bobby	49	3	7	10	28
T-252 White, Ian	43	6	12	18	18	T-304 Kyte, Jim	63	0	10	10	260
T-252 Torgaev, Pavel	50	6	12	18	18	T-304 Turek, Roman (G)	152	0	10	10	18
T-252 Czarnik, Austin	54	6	12	18	8	T-304 Kiprusoff, Miikka (G)	576	0	10	10	43
T-252 Horak, Roman	81	5	13	18	16	T-311 Fotiu, Nick	51	5	4	9	166
T-252 Eriksson, Anders	61	1	17	18	36	T-311 Lapointe, Claude	32	4	5	9	20
T-259 Cervenka, Roman	39	9	8	17	14	T-311 Johansson, Mathias	46	4	5	9	12
T-259 Christoff, Steve	45	9	8	17	62	T-311 Montador, Steve	94	4	5	9	201
T-259 Galiardi, T.J.	62	4	13	17	21	T-311 Gratton, Norm	29	3	6	9	12
T-262 Forslund, Tomas	44	5	11	16	12	T-311 McKendry, Alex	36	3	6	9	19
T-262 Huscroft, Jamie	109	3	13	16	279	T-311 Brown, Arnie	63	3	6	9	46
T-262 Racine, Yves	46	1	15	16	24	T-311 Murray, Bob	104	3	6	9	56
T-262 Bouchard, Dan (G)	398	0	16	16	146	T-311 Bollig, Brandon	116	3	6	9	191
T-266 Jalonen, Kari	34	9	6	15	4	T-311 Stiles, Tony	30	2	7	9	20
T-266 McGrattan, Brian	137	8	7	15	239	T-311 Osiecki, Mark	50	2	7	9	24
T-266 Dubinsky, Steve	84	4	11	15	18	T-311 Shannon, Darryl	27	1	8	9	22
T-266 Lazar, Curtis	70	3	12	15	23	T-311 Vandermeer, Jim	67	1	8	9	149
T-266 Fox, Greg	80	1	14	15	95	T-311 Paradise, Bob	89	1	8	9	116

FLAMES CAREER SCORING

CONTINUED

PLAYER	GP	G	A	PTS	PIM
T-311 Kidd, Trevor (G)	178	0	9	9	12
T-326 Deadmarsh, Butch	61	7	1	8	97
T-326 Lemieux, Jocelyn	20	4	4	8	10
T-326 Nieminen, Ville	19	3	5	8	18
T-326 Godynyuk, Alexander	33	3	5	8	23
T-326 Betts, Blair	35	3	5	8	12
T-326 Kyllington, Oliver	38	3	5	8	10
T-332 Westgarth, Kevin	48	4	3	7	68
T-332 Jones, Blair	50	3	4	7	39
T-332 Courteau, Yves	18	2	5	7	4
T-332 Bergqvist, Jonas	22	2	5	7	10
T-332 Werenka, Brad	45	2	5	7	37
T-332 Prust, Brandon	78	2	5	7	202
T-332 Jagr, Jaromir	22	1	6	7	10
T-332 Schlegel, Brad	26	1	6	7	4
T-332 Smid, Ladislav	109	1	6	7	81
T-332 Guy, Kevan	42	0	7	7	33
T-342 Murray, Marty	26	3	3	6	6
T-342 Roche, Dave	38	3	3	6	49
T-342 Dingman, Chris	72	3	3	6	166
T-342 Skrudland, Brian	16	2	4	6	10
T-342 Viitakoski, Vesa	23	2	4	6	8
T-342 Harris, Ron	24	2	4	6	8
T-342 Green, Josh	36	2	4	6	24
T-342 Gratton, Benoit	24	1	5	6	24
T-342 Mayers, Jamal	27	1	5	6	53
T-342 Churla, Shane	34	1	5	6	158
T-342 Simard, Martin	37	1	5	6	172
T-342 Sjostrom, Fredrik	46	1	5	6	8
T-342 Zyuzin, Andrei	49	1	5	6	30
T-342 Riggins, Pat (G)	119	0	6	6	11
T-356 Quine, Alan	13	3	2	5	6
T-356 MacDonald, Craig	25	3	2	5	8
T-356 Young, C.J.	28	3	2	5	20
T-356 Hamilton, Freddie	38	3	2	5	10
T-356 Oliwa, Krzysztof	65	3	2	5	247
T-356 Coxie, Craig	7	2	3	5	32
T-356 Ingarfield, Earl, Jr.	17	2	3	5	6
T-356 Harkins, Todd	20	2	3	5	29
T-356 Nakladal, Jakub	27	2	3	5	6
T-356 Hentunen, Jukka	28	2	3	5	4
T-356 Smyth, Greg	42	2	3	5	110
T-356 Leclerc, Mike	15	1	4	5	8
T-356 Talafous, Dean	18	1	4	5	13
T-356 Volcan, Mickey	19	1	4	5	18
T-356 Reinhart, Max	23	1	4	5	6
T-356 Johnson, Terry	24	1	4	5	71
T-356 Dube, Dillon	25	1	4	5	4
T-356 Sabourin, Ken	27	1	4	5	72
T-356 Bartkowski, Matt	42	1	4	5	30
T-356 Borschevsky, Nikolai	8	0	5	5	0
T-356 Stuart, Brad	27	0	5	5	18
T-356 Wotherspoon, Tyler	30	0	5	5	4
T-356 Reese, Jeff (G)	39	0	5	5	16

PLAYER	GP	G	A	PTS	PIM
T-356 Holt, Randy	56	0	5	5	174
T-356 Smith, Mike (G)	97	0	5	5	10
T-356 Myre, Phil (G)	211	0	5	5	23
T-382 Shinkaruk, Hunter	14	2	2	4	4
T-382 Diaz, Raphael	56	2	2	4	10
T-382 Featherstone, Glen	13	1	3	4	19
T-382 Shore, Drew	13	1	3	4	2
T-382 Bureau, Marc	19	1	3	4	8
T-382 Regehr, Richie	20	1	3	4	6
T-382 Sutter, Ron	21	1	3	4	12
T-382 Hay, Dwayne	49	1	3	4	16
T-382 Smith, Mark	54	1	3	4	59
T-382 Engblom, Brian	32	0	4	4	28
T-382 Bowness, Rick	33	0	4	4	29
T-382 Seiling, Rod	36	0	4	4	12
T-382 Roloson, Dwayne (G)	70	0	4	4	12
T-382 Tabaracci, Rick (G)	97	0	4	4	22
T-396 Varlamov, Sergei	8	3	0	3	0
T-396 Gould, Bob	20	3	0	3	4
T-396 Roy, Andre	44	3	0	3	83
T-396 Aliu, Akim	7	2	1	3	26
T-396 Eakin, Bruce	9	2	1	3	4
T-396 Markwart, Nevin	10	2	1	3	25
T-396 Sarault, Yves	11	2	1	3	4
T-396 Andersson, Erik	12	2	1	3	8
T-396 Higgins, Christopher	12	2	1	3	0
T-396 May, Alan	7	1	2	3	1
T-396 Stewart, Chris	7	1	2	3	0
T-396 Cundari, Mark	8	1	2	3	2
T-396 Shore, Nick	9	1	2	3	4
T-396 Kronwall, Staffan	11	1	2	3	2
T-396 Kohn, Ladislav	12	1	2	3	4
T-396 Rioux, Pierre	14	1	2	3	4
T-396 Hanowski, Ben	16	1	2	3	2
T-396 Dupont, Micki	18	1	2	3	6
T-396 Johnson, Aaron	22	1	2	3	19
T-396 Valimaki, Juuso	24	1	2	3	12
T-396 Marchment, Bryan	37	1	2	3	75
T-396 Bassen, Bob	41	1	2	3	35
T-396 Pelech, Matt	5	0	3	3	9
T-396 Esau, Len	7	0	3	3	7
T-396 Dwyer, Mike	9	0	3	3	4
T-396 Billins, Chad	10	0	3	3	0
T-396 Pankewicz, Greg	17	0	3	3	20
T-396 Mohns, Doug	28	0	3	3	10
T-396 O'Brien, Shane	45	0	3	3	58
T-396 Belak, Wade	72	0	3	3	218
T-396 Edwards, Don (G)	114	0	3	3	6
T-396 Brathwaite, Fred (G)	138	0	3	3	45
T-429 Foo, Spencer	4	2	0	2	0
T-429 Haas, David	2	1	1	2	7
T-429 Sweeney, Bob	6	1	1	2	6
T-429 Greig, Mark	8	1	1	2	2

FLAMES CAREER SCORING

CONTINUED

PLAYER	GP	G	A	PTS	PIM
T-429 Agostino, Kenny	10	1	1	2	0
T-429 Byers, Jerry	12	1	1	2	9
T-429 Stefaniw, Morris	13	1	1	2	2
T-429 Landry, Eric	15	1	1	2	4
T-429 Sutter, Brett	18	1	1	2	12
T-429 Prout, Dalton	20	1	1	2	8
T-429 Wappel, Gord	20	1	1	2	10
T-429 Van der Gulik, David	6	0	2	2	0
T-429 Lessard, Rick	7	0	2	2	2
T-429 MacDermid, Lane	7	0	2	2	12
T-429 Breen, Chris	9	0	2	2	5
T-429 Korn, Jim	9	0	2	2	26
T-429 Loyns, Lynn	12	0	2	2	2
T-429 Morgan, Jason	13	0	2	2	2
T-429 Meyer, Stefan	16	0	2	2	17
T-429 Brigley, Travis	19	0	2	2	6
T-429 Street, Ben	19	0	2	2	4
T-429 Ortio, Joni (G)	22	0	2	2	2
T-429 Hanson, Keith	25	0	2	2	77
T-429 Dadswell, Doug (G)	27	0	2	2	2
T-429 Ketter, Kerry	41	0	2	2	58
T-429 Hale, David	69	0	2	2	56
T-429 Ramo, Karri (G)	111	0	2	2	10
T-429 Wamsley, Rick (G)	111	0	2	2	12
T-457 O'Flaherty, Gerry	1	1	0	1	2
T-457 Sieloff, Patrick	1	1	0	1	2
T-457 Botterill, Jason	6	1	0	1	2
T-457 Knight, Corban	9	1	0	1	0
T-457 Chernomaz, Richard	14	1	0	1	6
T-457 Peters, Warren	16	1	0	1	12
T-457 Elson, Turner	1	0	1	1	0
T-457 Lemieux, Richard	1	0	1	1	0
T-457 Bolduc, Dan	2	0	1	1	0
T-457 Botting, Cam	2	0	1	1	0
T-457 Negrin, John	3	0	1	1	2
T-457 Malgunas, Stewart	4	0	1	1	2
T-457 Sabourin, Dany (G)	4	0	1	1	0
T-457 Zemlak, Richard	5	0	1	1	42
T-457 Helenius, Sami	7	0	1	1	8
T-457 Larose, Guy	7	0	1	1	4
T-457 Miller, Brad	8	0	1	1	14
T-457 Poirer, Emile	8	0	1	1	2
T-457 Andersson, Niklas	11	0	1	1	4
T-457 Lomberg, Ryan	11	0	1	1	32
T-457 Irving, Leland (G)	13	0	1	1	0
T-457 Kolanos, Krys	13	0	1	1	2
T-457 Fantenberg, Oscar	15	0	1	1	7
T-457 Grant, Derek	15	0	1	1	2
T-457 Nemisz, Greg	15	0	1	1	0
T-457 Norwood, Lee	16	0	1	1	16
T-457 Eakins, Dallas	17	0	1	1	11
T-457 Moss, Tyler (G)	17	0	1	1	0
T-457 Carson, Brett	18	0	1	1	0
T-457 Commodore, Mike	18	0	1	1	44
T-457 Lakovic, Sasha	19	0	1	1	54

PLAYER	GP	G	A	PTS	PIM
T-457 Mikkelson, Brendan	19	0	1	1	2
T-457 Giguere, J-S (G)	22	0	1	1	6
T-457 Fata, Rico	27	0	1	1	10
T-457 Wregget, Ken (G)	27	0	1	1	8
T-457 Charron, Eric	35	0	1	1	55
T-457 McLennan, Jamie (G)	57	0	1	1	34
T-494 Arnold, Bill	1	0	0	0	0
T-494 Bartel, Robin	1	0	0	0	0
T-494 Dome, Robert	1	0	0	0	0
T-494 Gillies, Jon (G)	1	0	0	0	0
T-494 Heaphy, Shawn	1	0	0	0	0
T-494 Keetley, Matt (G)	1	0	0	0	0
T-494 Klimchuk, Morgan	1	0	0	0	0
T-494 Kylington, Oliver	1	0	0	0	0
T-494 Lamb, Mark	1	0	0	0	0
T-494 Lebeau, Patrick	1	0	0	0	0
T-494 Maki, Tomi	1	0	0	0	0
T-494 Olsen, Darryl	1	0	0	0	0
T-494 Ramage, John	1	0	0	0	0
T-494 Ramholt, Tim	1	0	0	0	0
T-494 Schulte, Paxton	1	0	0	0	2
T-494 Sharples, Scott (G)	1	0	0	0	0
T-494 Skalde, Jarrod	1	0	0	0	0
T-494 Turnbull, Randy	1	0	0	0	2
T-494 Whitmore, Kay (G)	1	0	0	0	0
T-494 Ahola, Peter	2	0	0	0	0
T-494 Bancks, Carter	2	0	0	0	0
T-494 Bucyk, Randy	2	0	0	0	0
T-494 Christie, Ryan	2	0	0	0	0
T-494 Chucko, Kris	2	0	0	0	2
T-494 Curtale, Tony	2	0	0	0	0
T-494 Freer, Mark	2	0	0	0	4
T-494 Greentree, Kyle	2	0	0	0	0
T-494 Hogoboam, Bill	2	0	0	0	0
T-494 Ivanans, Raitis	2	0	0	0	5
T-494 Letang, Alan	2	0	0	0	0
T-494 Mercredi, Vic	2	0	0	0	0
T-494 Mrozik, Rick	2	0	0	0	0
T-494 Muzzatti, Jason (G)	2	0	0	0	0
T-494 Reierson, Dave	2	0	0	0	2
T-494 Rychel, Kerby	2	0	0	0	0
T-494 Sundblad, Niklas	2	0	0	0	0
T-494 Taylor, Danny	2	0	0	0	0
T-494 Wilson, Rik	2	0	0	0	0
T-494 Adduono, Rick	3	0	0	0	2
T-494 Beaudoin, Serge	3	0	0	0	0
T-494 Bodak, Bob	3	0	0	0	22
T-494 Boucher, Brian (G)	3	0	0	0	0
T-494 Eisenhut, Neil	3	0	0	0	0
T-494 Garner, Tyrone (G)	3	0	0	0	0
T-494 Gorman, Dave	3	0	0	0	0
T-494 Grossmann, Nicklas	3	0	0	0	2
T-494 Guenette, Steve (G)	3	0	0	0	2
T-494 Harrer, Tim	3	0	0	0	2
T-494 Hrivik, Marek	3	0	0	0	0

FLAMES CAREER SCORING

CONTINUED

PLAYER	GP	G	A	PTS	PIM
T-494 Jaffray, Jason	3	0	0	0	0
T-494 Jantunen, Marko	3	0	0	0	0
T-494 Letourneau-Leblond, P-L	3	0	0	0	10
T-494 Nieckar, Barry	3	0	0	0	12
T-494 Sorochan, Lee	3	0	0	0	0
T-494 Walker, Howard	3	0	0	0	7
T-494 Wolf, David	3	0	0	0	2
T-494 Backstrom, Niklas (G)	4	0	0	0	0
T-494 Brubaker, Jeff	4	0	0	0	19
T-494 Craig, Jim (G)	4	0	0	0	0
T-494 Germyn, Carsen	4	0	0	0	0
T-494 Grimson, Stu	4	0	0	0	22
T-494 Hampson, Gord	4	0	0	0	5
T-494 Martineau, Don	4	0	0	0	2
T-494 Modin, Fredrik	4	0	0	0	0
T-494 Morrow, Scott	4	0	0	0	0
T-494 Mottau, Mike	4	0	0	0	0
T-494 Peluso, Anthony	4	0	0	0	7
T-494 Struch, David	4	0	0	0	4
T-494 Vey, Linden	4	0	0	0	0
T-494 FERENCE, Brad	5	0	0	0	2
T-494 Piskula, Joe	5	0	0	0	2
T-494 Sonnenberg, Martin	5	0	0	0	2
T-494 Wilson, Clay	5	0	0	0	4
T-494 Wortman, Kevin	5	0	0	0	2
T-494 Bernhardt, Tim (G)	6	0	0	0	2
T-494 Potter, Corey	6	0	0	0	0

PLAYER	GP	G	A	PTS	PIM
T-494 Scoville, Darrel	6	0	0	0	2
T-494 Toskala, Vesa (G)	6	0	0	0	0
T-494 Van Brabant, Bryce	6	0	0	0	2
T-494 Chorske, Tom	7	0	0	0	2
T-494 Conacher, Pat	7	0	0	0	2
T-494 Ferguson, Craig	8	0	0	0	4
T-494 Sauve, Philippe (G)	8	0	0	0	21
T-494 Joseph, Curtis (G)	9	0	0	0	2
T-494 Desbiens, Guillaume	10	0	0	0	25
T-494 Gillies, Jon (G)	12	0	0	0	2
T-494 Thompson, Rocky	15	0	0	0	86
T-494 D'Amour, Marc (G)	16	0	0	0	22
T-494 Glass, Tanner	16	0	0	0	19
T-494 Schlemko, David	19	0	0	0	8
T-494 Belanger, Yves (G)	22	0	0	0	0
T-494 Fuhr, Grant (G)	23	0	0	0	2
T-494 Peluso, Mike	23	0	0	0	113
T-494 Trefilov, Andrei (G)	23	0	0	0	6
T-494 Karlsson, Henrik (G)	26	0	0	0	0
T-494 McElhinney, Curtis (G)	29	0	0	0	2
T-494 MacDonald, Joey (G)	32	0	0	0	2
T-494 Johnson, Chad (G)	36	0	0	0	0
T-494 Elliott, Brian (G)	49	0	0	0	4
T-494 Rittich, David (G)	67	0	0	0	18
T-494 Hiller, Jonas (G)	78	0	0	0	0

FLAMES CAREER GOALTENDERS

GOALTENDER	GP	MP	W	L	T	GA	SO	GAA	WIN %
Kiprusoff, Miikka	576	33,779	305	192	66	1,387	41	2.46	.587
Vernon, Michael	526	29,650	262	170	13	1,613	13	3.26	.601
Bouchard, Dan	398	22,853	168	139	75	1,154	20	3.03	.538
Lemelin, Rejean	324	17,698	144	100	46	1,082	6	3.67	.576
Myre, Phil	211	12,230	76	95	32	654	11	3.21	.453
Kidd, Trevor	178	9,746	72	66	26	460	10	2.83	.518
Turek, Roman	152	8,934	63	68	20	376	12	2.53	.483
Wamsley, Rick	111	6,096	53	30	15	326	4	3.21	.617
Riggin, Pat	119	6,713	51	44	17	434	4	3.88	.531
Brathwaite, Fred	138	7,854	51	51	24	332	11	2.54	.500
Ramo, Karri	111	6,070	49	42	8	266	5	2.63	.478
Smith, Mike	97	5,591	48	38	8	250	5	2.68	.536
Edwards, Don	114	6,203	40	49	13	420	2	4.06	.456
Tabaracci, Rick	97	5,373	36	42	10	252	4	2.81	.461
Rittich, David	67	3,532	35	15	8	159	1	2.70	.582
Hiller, Jonas	78	4,222	35	30	5	192	2	2.73	.481
Elliott, Brian	49	2,844	26	18	3	121	2	2.55	.561
Roloso, Dwayne	70	3,823	20	30	11	188	1	2.95	.418
Johnson, Chad	36	2,013	18	15	1	87	3	2.59	.514
Reese, Jeff	39	1,911	17	6	3	108	1	3.39	.712
McLennan, Jamie	57	3,144	17	25	7	143	4	2.73	.298
Ortio, Joni	37	2,031	15	15	5	55	2	2.66	.500
MacDonald, Joey	32	1,746	13	13	1	84	1	2.89	.422
Wregget, Ken	27	1,589	10	12	4	67	1	2.53	.462
Belanger, Yves	22	1,119	8	10	0	76	1	4.08	.444
Dadswell, Doug	27	1,346	8	8	3	99	0	4.41	.500
Giguere, J-S	22	1,191	7	10	2	61	0	3.07	.421
Moss, Tyler	17	919	5	10	1	43	0	2.81	.344
Fuhr, Grant	23	1,205	5	13	2	77	0	3.83	.300
Karlsson, Henrik	26	1,292	5	9	8	60	0	2.79	.346
Gillies, Jon	12	665	4	5	1	30	0	2.71	.375
McElhinney, Curtis	29	1,170	4	12	1	63	0	3.23	.265
Sauve, Philippe	8	402	3	3	0	22	0	3.28	.375
Joseph, Curtis	9	399	3	2	0	17	0	2.55	.333
Irving, Leland	13	664	3	4	0	36	0	3.25	.385
Trefilov, Andrei	22	1,086	3	10	3	58	2	3.20	.281
Guenette, Steve	3	179	2	1	0	12	0	4.02	.667
Backstrom, Niklas	4	232	2	2	0	13	0	3.35	.500
Toskala, Vesa	6	212	2	0	0	8	0	2.27	.333
D'Amour, Marc	15	560	2	4	2	32	0	3.43	.375
Taylor, Danny	2	120	1	1	0	6	0	3.00	.500
Boucher, Brian	3	182	1	2	0	15	0	4.95	.333
Craig, Jim	4	206	1	2	1	13	0	3.79	.375
Keetley, Matt	1	9	0	0	0	0	0	0.00	.000
Sharples, Scott	1	65	0	0	1	4	0	3.69	.500
Muzzatti, Jason	2	70	0	1	0	8	0	6.86	.000
Garner, Tyrone	3	139	0	2	0	12	0	5.18	.000
Sabourin, Dany	4	169	0	3	0	10	0	3.55	.000
Bernhardt, Tim	6	280	0	5	0	21	0	4.50	.000

FLAMES LIFETIME SHUTOUTS

TOTAL FOR: 179
TOTAL AGAINST: 170

GOALTENDER	SCORE	DATE	TEAM	GOALTENDER	SCORE	DATE	
M. Vernon	3-0	Apr. 11, 1994	ANAHEIM	G. Hebert	5-0	Mar. 15, 1995	
M. Kiprusoff	3-0	Apr. 11, 2006		G. Hebert	7-0	Dec. 20, 1996	
M. Kiprusoff	3-0	Nov. 10, 2006		G. Hebert	1-0	Nov. 14, 1998	
M. Kiprusoff	1-0 (OT)	Jan. 12, 2012		J-S Giguere/S. Sheilds	4-0	Dec. 8, 2001	
M. Smith	2-0	Oct. 9, 2017		V. Fasth	4-0	Mar. 8, 2013	
				J. Gibson	1-0	Dec. 29, 2015	
			J. Gibson	4-0	Mar. 21, 2018		
D. Bouchard	8-0	Nov. 6, 1979	ARIZONA / WINNIPEG	D. Berthiaume	9-0	Feb. 3, 1988	
R. Riggan	2-0	Jan. 8, 1980		B. Essensa	1-0	Feb. 26, 1989	
R. Turek	2-0	Mar. 24, 2003		C. Joseph	2-0	Oct. 17, 2005	
R. Turek	4-0	Mar. 24, 2004		I. Bryzgalov	3-0	Mar. 10, 2011	
M. Kiprusoff	1-0	Mar. 31, 2004		M. Smith	4-0	Feb. 18, 2013	
K. Ramo	2-0	Nov. 29, 2014		T. Greiss	6-0	Jan. 7, 2014	
M. Smith	3-0	Nov. 30, 2017		M. Smith	5-0	Feb.13, 2017	
				D. Kuemper	2-0	Mar. 7, 2019	
			ATLANTA	M. Hnilicka	1-0	Jan. 11, 2002	
D. Bouchard	9-0	Mar. 9, 1976	BOSTON	J. Adams	4-0	Nov. 14, 1972	
J. McLennan	5-0	Dec. 18, 2003		G. Cheevers	3-0	Jan. 23, 1977	
M. Kiprusoff	3-0	Dec. 17, 2005		B. Ranford	6-0	Oct. 26, 1986	
				B. Dafoe	3-0	Oct. 18, 1997	
				T. Thomas	5-0	Mar. 27, 2010	
				T. Rask	9-0	Jan. 5, 2012	
				T. Rask	2-0	Dec. 17, 2013	
D. Bouchard	3-0	Jan. 9, 1974	BUFFALO	R. Crozier	4-0	Nov. 17, 1974	
R. Wamsley	9-0	Nov. 5, 1988		B. Sauve	4-0	Mar. 4, 1981	
R. Tabaracci	3-0	Oct. 6, 1996		D. Hasek	2-0	Mar. 24, 1998	
R. Turek	3-0	Oct. 31, 2002		M. Noronen	2-0	Oct. 18, 2003	
P. Myre	2-0	Oct. 31, 1975	CALIFORNIA / CLEVELAND	G. Simmons	3-0	Oct. 11, 1974	
M. Kiprusoff	1-0	Dec. 11, 2003	CAROLINA / HARTFORD	S. Burke	2-0	Mar. 5, 1997	
M. Kiprusoff	3-0	Dec. 5, 2006					
K. Ramo	2-0	Jan. 13, 2014	CHICAGO	T. Esposito	7-0	Mar. 24, 1973	
J. Hiller	5-0	Oct. 23, 2014		T. Esposito	3-0	Feb. 8, 1974	
P. Myre	2-0	Nov. 8, 1974		T. Esposito	4-0	Feb. 23, 1975	
D. Bouchard	2-0	Dec. 7, 1975		T. Esposito	3-0	Dec. 18, 1977	
M. Vernon	4-0	Nov. 30, 1987		M. Bannerman	3-0	Oct. 11, 1981	
R. Tabaracci	1-0	Mar. 27, 1996		E. Belfour	1-0	Mar. 16, 1993	
R. Turek	4-0	Oct. 6, 2001		A. Munro	2-0	Jan. 26, 2006	
R. Turek	2-0	Mar. 7, 2003		R. Emery	2-0	Mar. 26, 2013	
A. Trefilov	1-0	Jan. 11, 1994	COLORADO / QUEBEC	R. Sevigny	4-0	Jan. 11, 1985	
M. Vernon	3-0	Dec. 19, 2000		M. Denis	4-0	Jan. 5, 2000	
R. Turek	2-0	Nov. 10, 2001		D. Aebischer	1-0	Mar. 29, 2001	
M. Kiprusoff	2-0	Feb. 24, 2004		D. Aebischer	2-0	Jan. 24, 2002	
M. Kiprusoff	2-0	Apr. 13, 2006		P. Budaj	3-0	Mar. 12, 2006	
M. Kiprusoff	3-0	Oct. 28, 2008		J. Theodore	2-0	Mar. 24, 2008	
M. Kiprusoff	1-0	Nov. 20, 2008					
K. Ramo	4-0	Jan. 2, 2016					
F. Brathwaite	3-0	Mar. 27, 2001		COLUMBUS	R. Tugnutt	3-0	Mar. 14, 2001
J. McLennan	3-0	Nov. 1, 2003		M. Denis	3-0	Dec. 19, 2002	
M. Kiprusoff	2-0	Mar. 18, 2004	F. Norena	3-0	Mar. 18, 2008		
M. Kiprusoff	1-0	Mar. 4, 2008	S. Mason	5-0	Mar. 26, 2009		
C. Johnson	2-0	Nov. 23, 2016	S. Bobrovsky	1-0	Nov. 22, 2017		

FLAMES LIFETIME SHUTOUTS

CONTINUED

GOALTENDER	SCORE	DATE	TEAM	GOALTENDER	SCORE	DATE	
P. Myre	5-0	Dec. 8, 1976	DALLAS / MINNESOTA	C. Maniago	6-0	Oct. 18, 1972	
T. Kidd	6-0	Feb. 11, 1995		C. Maniago	5-0	Nov. 29, 1972	
F. Brathwaite	1-0	Jan. 8, 1999		C. Maniago	3-0	Mar. 3, 1973	
F. Brathwaite	0-0	Dec. 21, 1999		E. Belfour	0-0	Dec. 21, 1999	
M. Kiprusoff	1-0	Mar. 9, 2006		M. Turco	2-0	Mar. 31, 2001	
M. Kiprusoff	1-0	Feb. 22, 2008		M. Turco	3-0	Nov. 29, 2001	
				M. Turco	4-0	Mar. 22, 2004	
			B. Bishop	2-0	Feb. 27, 2018		
			B. Bishop	2-0	Dec. 18, 2018		
D. Bouchard	2-0	Dec. 13, 1972	DETROIT	R. Edwards	1-0	Feb. 3, 1973	
D. Bouchard	2-0	Nov. 4, 1973		E. Giacomin	8-0	Mar. 27, 1976	
D. Bouchard	4-0	Mar. 10, 1974		E. Giacomin	0-0	Nov. 7, 1976	
P. Myre	0-0	Nov. 7, 1976		C. Osgood	3-0	Oct. 27, 1995	
R. Lemelin	10-0	Jan. 15, 1981		C. Osgood	4-0	Feb. 19, 1997	
M. Vernon	7-0	Jan. 5, 1991		C. Osgood	2-0	Oct. 18, 1998	
M. Vernon	3-0	Dec. 14, 1992		C. Joseph	4-0	Oct. 21, 2002	
M. Vernon	2-0	Dec. 10, 2001		C. Joseph	5-0	Nov. 19, 2002	
M. Kiprusoff	3-0	Nov. 27, 2009		C. Joseph	3-0	Nov. 4, 2003	
J. Reese	4-0	Oct. 25, 1992		EDMONTON	B. Ranford	6-0	Jan. 8, 1989
R. Turek	1-0	Oct. 3, 2001	T. Salo		7-0	Jan. 19, 2000	
R. Turek	2-0	Apr. 12, 2002	T. Salo		2-0	Nov. 19, 2000	
J. McLennan	1-0	Oct. 14, 2003	M. Garon		5-0	Feb. 4, 2008	
M. Kiprusoff	3-0	Oct. 15, 2005	N. Khabibulin		4-0	Oct. 7, 2010	
M. Kiprusoff	4-0	Jan. 20, 2007	D. Dubnyk		2-0	Dec. 27, 2013	
M. Kiprusoff	3-0	Dec. 10, 2011	C. Talbot		3-0	Oct. 4, 2017	
K. Ramo / J. Hiller	4-0	Apr. 4, 2015	M. Koskinen		1-0	Dec. 9, 2018	
J. Ortio	5-0	Apr. 2, 2016					
M. Smith	1-0	Mar. 13, 2018					
R. Tabaracci	2-0	Jan. 6, 1996	FLORIDA	J. Hurme	3-0	Nov. 9, 2002	
J. Hiller	6-0	Jan. 13, 2016		T. Vokoun	3-0	Oct. 14, 2010	
D. Bouchard	5-0	Jan. 17, 1975	LOS ANGELES	R. Vachon	3-0	Dec. 8, 1973	
R. Lemelin	7-0	Mar. 3, 1985		R. Vachon	3-0	Jan. 13, 1976	
D. Edwards	3-0	Mar. 29, 1985		K. Hrudey	4-0	Oct. 15, 1992	
R. Lemelin	5-0	Dec. 12, 1985		S. Fiset	0-0	Oct. 26, 1996	
R. Wamsley	5-0	Oct. 25, 1989		J. Storr	3-0	Jan. 14, 1999	
R. Wamsley	5-0	Mar. 5, 1990		J. Storr	5-0	Jan. 6, 2001	
T. Kidd	0-0	Oct. 26, 1996		F. Potvin	2-0	Feb. 22, 2001	
D. Roloson	2-0	Nov. 28, 1996		J. Quick	3-0	Mar. 28, 2012	
F. Brathwaite	3-0	Jan. 25, 2001		J. Quick	2-0	Feb. 27, 2014	
R. Turek	2-0	Dec. 3, 2001		J. Quick	3-0	Mar. 31, 2016	
M. Kiprusoff	2-0	Feb. 12, 2009		P. Budaj	5-0	Nov. 5, 2016	
M. Kiprusoff	1-0	Feb. 18, 2012		J. Quick	3-0	Mar. 26, 2018	
D. Rittich	1-0	Nov. 10, 2018		J. Campbell	3-0	Mar. 25, 2019	
M. Vernon	1-0	Nov. 8, 2000		MINNESOTA	M. Fernandez	3-0	Mar. 31, 2003
M. Kiprusoff	3-0	Nov. 1, 2005			D. Roloson	3-0	Nov. 7, 2003
M. Kiprusoff	3-0	Jan. 9, 2007			N. Backstrom	4-0	Apr. 3, 2009
M. Kiprusoff	1-0	Mar. 27, 2007			N. Backstrom	4-0	Mar. 3, 2010
M. Kiprusoff	3-0	Nov. 29, 2010	N. Backstrom		6-0	Jan. 19, 2011	
C. Johnson	1-0	Nov. 15, 2016	N. Backstrom		3-0	Nov. 8, 2011	
M. Smith	2-0	Dec. 6, 2018	D. Dubnyk		1-0	Jan. 29, 2015	

FLAMES LIFETIME SHUTOUTS

CONTINUED

GOALTENDER	SCORE	DATE	TEAM	GOALTENDER	SCORE	DATE
M. Vernon	3-0	Nov. 9, 1986	MONTREAL	K. Dryden	3-0	Oct. 12, 1972
M. Kiprusoff	1-0	Nov. 10, 2009		B. Larocque	2-0	Dec. 2, 1974
M. Kiprusoff	4-0	Feb. 20, 2011		K. Dryden	4-0	Nov. 25, 1975
B. Elliott	5-0	Mar. 9, 2017		K. Dryden	7-0	Jan. 2, 1977
				B. Larocque	6-0	Jan. 25, 1979
				D. Herron	4-0	Dec. 18, 1980
				P. Roy	4-0	Nov. 11, 1995
			C. Price	2-0	Feb. 4, 2014	
M. Vernon	3-0	Dec. 7, 2000	NASHVILLE	M. Dunham	4-0	Apr. 5, 2001
R. Turek	3-0	Dec. 17, 2002		M. Dunham	1-0	Oct. 11, 2001
R. Turek	4-0	Jan. 22, 2004		C. Mason	3-0	Jan. 15, 2008
M. Kiprusoff	3-0	Nov. 1, 2004		D. Ellis	1-0	Jan. 15, 2010
M. Kiprusoff	5-0	Nov. 30, 2009		P. Rinne	2-0	Oct. 22, 2011
M. Kiprusoff	1-0	Oct. 19, 2010		P. Rinne	2-0	Dec. 16, 2017
M. Kiprusoff	1-0	Nov. 29, 2011				
M. Smith	3-0	Oct. 9, 2018				
P. Myre	1-0	Nov. 20, 1974	NEW JERSEY / COLORADO / KANSAS CITY	M. Dunham	5-0	Dec. 16, 1996
D. Bouchard	4-0	Mar. 2, 1975		M. Brodeur	1-0	Dec. 23, 2007
P. Riggan	11-0	Apr. 1, 1982				
D. Edwards	7-0	Mar. 14, 1983				
K. Ramo	1-0	Apr. 7, 2014				
P. Myre	4-0	Nov. 16, 1972	NY ISLANDERS	B. Smith	2-0	Oct. 17, 1975
P. Myre	4-0	Dec. 17, 1972		B. Smith	7-0	Oct. 12, 1976
F. Brathwaite	5-0	Dec. 2, 1999		B. Smith / G. Hogosta	9-0	Nov. 1, 1977
F. Brathwaite	2-0	Oct. 14, 2000		C. Resch	5-0	Jan. 20, 1981
				J. Halak	4-0	Oct. 26, 2015
P. Myre	1-0	Mar. 14, 1975	NY RANGERS	G. Villemure	6-0	Feb. 4, 1973
D. Bouchard	6-0	Apr. 1, 1978		J. Vanbiesbrouck	4-0	Nov. 4, 1991
M. Vernon	3-0	Dec. 15, 1992		D. Blackburn	1-0	Nov. 7, 2002
J. McLennan	5-0	Jan. 5, 2004		C. Talbot	1-0	Feb. 24, 2015
M. Kiprusoff	3-0	Dec. 7, 2008				
A. Trefilov	10-0	Jan. 15, 1994	OTTAWA	P. Lalime	1-0	Jan. 9, 2003
M. Kiprusoff	1-0	Oct. 12, 2006		C. Anderson	6-0	Oct. 13, 2017
M. Kiprusoff	2-0	Mar. 11, 2010				
D. Bouchard	3-0	Nov. 1, 1978	PHILADELPHIA	B. Parent	1-0	Jan. 13, 1974
D. Bouchard	5-0	Jan. 16, 1979		B. Parent	4-0	Nov. 20, 1977
R. Lemelin	5-0	Feb. 16, 1987		P. Peeters	8-0	Oct. 28, 1980
M. Vernon	6-0	Dec. 4, 1993		B. Froese	3-0	Jan. 12, 1986
T. Kidd	1-0	Oct. 13, 1996		D. Roussel	3-0	Feb. 27, 1992
M. Kiprusoff	0-1	Dec. 6, 2005		A. Niittymaki	1-0	Dec. 6, 2005
				R. Emery	3-0	Feb. 1, 2010
D. Bouchard	1-0	Jan. 18, 1978	PITTSBURGH	J. Hedberg	2-0	Dec. 21, 2002
D. Bouchard	2-0	Nov. 3, 1978		M. Fleury	2-0	Mar. 25, 2009
P. Riggan	4-0	Jan. 16, 1982		M. Fleury	4-0	Feb. 6, 2015
M. Vernon	2-0	Mar. 12, 1994	SAN JOSE	M. Vernon / K. Hrudely	6-0	Apr. 7, 1998
T. Kidd	3-0	Feb. 24, 1995		E. Nabokov	8-0	Dec. 4, 2000
R. Tabaracci	6-0	Apr. 12, 1996		E. Nabokov	2-0	Feb. 6, 2002
F. Brathwaite	3-0	Apr. 1, 2000		A. Niemi	1-0	Jan. 24, 2012
F. Brathwaite	1-0	Jan. 3, 2001				
M. Kiprusoff	2-0	Mar. 4, 2006				
M. Kiprusoff	4-0	Oct. 24, 2010				
K. Ramo	2-0	Nov. 26, 2014				

FLAMES LIFETIME SHUTOUTS

CONTINUED

GOALTENDER	SCORE	DATE	TEAM	GOALTENDER	SCORE	DATE	
D. Bouchard	1-0	Oct. 13, 1973	ST. LOUIS	E. Johnston	9-0	Nov. 2, 1974	
D. Bouchard	1-0	Dec. 4, 1976		Y. Belanger	3-0	Mar. 11, 1975	
D. Bouchard	3-0	Oct. 27, 1979		M. Liut	7-0	Nov. 10, 1981	
R. Turek/M. Vernon	2-0	Nov. 17, 2001		G. Fuhr	2-0	Nov. 16, 1996	
R. Turek	3-0	Mar. 14, 2004		B. Johnson	4-0	Dec. 15, 2001	
M. Kiprusoff	3-0	Nov. 14, 2006		T. Barrasso	1-0	Nov. 16, 2002	
M. Kiprusoff	1-0	Feb. 27, 2011		M. Legace	3-0	Nov. 25, 2007	
M. Kiprusoff	6-0	Mar. 1, 2011		T. Conklin	2-0	Jan. 25, 2010	
T. Kidd	10-0	Jan. 2, 1996	TAMPA BAY	B. Elliott	2-0	Nov. 25, 2011	
D. Bouchard	1-0	Jan. 12, 1973		J. Halak	5-0	Jan. 9, 2014	
D. Bouchard	3-0	Apr. 2, 1975		B. Elliott	4-0	Mar. 17, 2015	
Y. Belanger	3-0	Dec. 31, 1977	TORONTO	D. Puppa	4-0	Feb. 24, 1994	
T. Kidd	4-0	Dec. 27, 1995		B. Bishop	2-0	Jan. 3, 2014	
T. Kidd	3-0	Feb. 15, 1997		M. Palmateer	4-0	Nov. 9, 1977	
F. Brathwaite	4-0	Jan. 15, 2000		D. Puppa	4-0	Mar. 28, 1993	
M. Kiprusoff	1-0	Jan. 6, 2006		F. Andersen	4-0	Jan. 23, 2017	
C. Johnson	3-0	Nov. 30, 2017					
D. Bouchard	2-0	Dec. 7, 1973		VANCOUVER	E. Dyck	5-0	Feb. 16, 1973
M. Vernon	4-0	Feb. 21, 1986			G. Smith	3-0	Oct. 23, 1973
R. Lemelin	2-0	Feb. 24, 1987	G. Smith		3-0	Mar. 15, 1974	
R. Wamsley	2-0	Dec. 15, 1988	G. Hanlon		3-0	Dec. 5, 1978	
T. Kidd	2-0	Mar. 26, 1995	R. Brodeur		5-0	Nov. 18, 1986	
T. Kidd	4-0	Mar. 23, 1996	K. McLean		11-0	Mar. 1, 1992	
T. Kidd	3-0	Feb. 1, 1997	K. McLean		5-0	Apr. 13, 1996	
F. Brathwaite	2-0	Dec. 26, 1999	G. Snow		2-0	Apr. 12, 1999	
F. Brathwaite	5-0	Dec. 29, 2000	P. Skudra		2-0	Jan. 26, 2002	
M. Kiprusoff	1-0	Nov. 5, 2005	D. Cloutier		3-0	Oct. 10, 2002	
J. Ortio	1-0	Jan. 10, 2015	D. Cloutier		2-0	Dec. 26, 2003	
			R. Luongo		6-0	Oct. 9, 2008	
			E. Lack		2-0	Dec. 29, 2013	
			VEGAS		M. Fleury	4-0	Mar. 18, 2018
					M. Fleury	2-0	Nov. 23, 2018
P. Myre	3-0	Jan. 5, 1975	WASHINGTON		R. Tabaracci	0-0	Oct. 30, 1998
P. Myre	5-0	Mar. 23, 1975					
P. Myre	7-0	Nov. 3, 1976					
P. Riggan	3-0	Feb. 21, 1980					
R. Lemelin	6-0	Jan. 8, 1981					
K. Wregget	0-0	Oct. 30, 1998					
M. Kiprusoff	1-0	Feb. 18, 2012					
B. Elliott	3-0	Mar. 11, 2017		WINNIPEG	C. Hellebuyck	2-0	Jan. 9, 2017

GOALTENDER	SCORE	DATE	GOALTENDER	SCORE	DATE
M. Smith	3-0 (vs. MIN)	Dec. 6, 2018	J. Campbell (LAK)	3-0	Mar. 25, 2019
	153 games Mar. 14, 1983 through Mar. 3, 1985			264 games Nov. 12, 1981 through Jan. 11, 1985 (NHL RECORD)	
	53			5	

FLAMES LIFETIME HOME AND AWAY VS. NHL

HOME	GP	W	L	T	OT	GF	GA	PTS	%
Anaheim Ducks	55	33	20	1	1	169	137	68	0.618
Arizona Coyotes	101	58	32	9	2	388	299	127	0.629
Boston Bruins	53	23	25	4	1	185	177	51	0.481
Buffalo Sabres	55	24	18	11	2	185	165	61	0.554
Carolina Hurricanes	38	28	8	2	0	171	109	58	0.763
Chicago Blackhawks	87	40	31	13	3	268	259	96	0.551
Cleveland Barons	13	8	4	1	0	51	34	17	0.654
Colorado Avalanche	82	43	25	9	5	287	238	100	0.610
Columbus Blue Jackets	29	15	8	0	6	81	74	36	0.621
Dallas Stars	86	43	24	14	5	273	224	105	0.610
Detroit Red Wings	82	46	28	6	2	289	235	100	0.610
Edmonton Oilers	121	69	42	9	1	454	383	148	0.612
Florida Panthers	17	9	6	1	1	55	50	20	0.588
Los Angeles Kings	123	72	36	12	3	492	380	159	0.646
Minnesota Wild	46	27	11	3	5	112	99	62	0.673
Montréal Canadiens	60	23	29	7	1	183	191	54	0.450
Nashville Predators	36	18	13	3	2	106	92	41	0.569
New Jersey Devils	51	35	7	8	1	221	136	79	0.775
New York Islanders	58	28	17	11	2	200	173	69	0.594
New York Rangers	58	32	14	10	2	243	175	76	0.655
Ottawa Senators	22	14	7	1	0	76	52	29	0.659
Philadelphia Flyers	61	29	22	9	1	232	200	68	0.557
Pittsburgh Penguins	55	30	16	8	1	223	172	69	0.627
San Jose Sharks	62	34	21	4	3	207	168	75	0.605
St. Louis Blues	87	44	35	5	3	273	245	96	0.552
Tampa Bay Lightning	19	8	8	0	3	59	60	19	0.500
Toronto Maple Leafs	72	42	25	5	0	275	222	89	0.618
Vancouver Canucks	137	76	40	15	6	506	402	173	0.631
Vegas Golden Knights	4	3	1	0	0	22	10	6	0.750
Washington Capitals	47	27	12	7	1	177	124	62	0.659
Winnipeg Jets	15	12	2	0	1	63	35	25	0.833
TOTAL	1,832	993	587	188	64	6,526	5,320	2,238	0.610
AWAY	GP	W	L	T	OT	GF	GA	PTS	%
Anaheim Ducks	54	9	32	6	7	125	186	31	0.287
Arizona Coyotes	99	39	44	11	5	319	340	94	0.474
Boston Bruins	56	15	35	6	0	145	201	36	0.321
Buffalo Sabres	54	16	30	5	3	152	213	40	0.370
Carolina Hurricanes	37	18	13	5	1	129	120	42	0.567
Chicago Blackhawks	86	32	39	13	2	237	278	79	0.459
Cleveland Barons	13	7	3	3	0	43	33	17	0.654
Colorado Avalanche	82	35	33	11	3	260	273	84	0.512
Columbus Blue Jackets	30	12	16	0	2	71	87	26	0.433
Dallas Stars	87	32	41	11	3	255	299	78	0.448
Detroit Red Wings	80	27	40	10	3	243	291	67	0.419
Edmonton Oilers	121	52	54	10	5	382	402	119	0.419
Florida Panthers	18	10	4	2	2	49	42	24	0.667
Los Angeles Kings	120	52	56	9	3	385	409	116	0.483
Minnesota Wild	46	22	17	1	6	98	114	51	0.554
Montréal Canadiens	57	17	31	8	1	142	193	43	0.377
Nashville Predators	38	18	19	1	0	101	114	37	0.487
New Jersey Devils	54	33	17	3	1	184	145	70	0.648
New York Islanders	60	20	30	9	1	160	213	50	0.417
New York Rangers	61	25	28	5	3	204	202	58	0.475
Ottawa Senators	21	8	7	3	3	57	59	22	0.524
Philadelphia Flyers	60	20	36	3	1	163	223	44	0.367
Pittsburgh Penguins	53	14	28	10	1	156	194	39	0.368
San Jose Sharks	63	29	27	4	3	175	200	65	0.516
St. Louis Blues	88	36	42	9	1	268	297	82	0.466
Tampa Bay Lightning	19	8	8	1	2	64	62	19	0.500
Toronto Maple Leafs	64	21	34	7	2	217	240	51	0.398
Vancouver Canucks	141	60	52	18	11	432	471	149	0.528
Vegas Golden Knights	4	0	4	0	0	4	15	0	0.000
Washington Capitals	50	18	25	6	1	167	181	43	0.430
Winnipeg Jets	16	5	10	1	0	35	41	11	0.344
TOTAL	1,832	710	855	191	76	5,422	6,138	1,687	0.460

GAME NOTES FOR HOME AND AWAY VS NHL: Phoenix includes games vs. Winnipeg, Dallas includes games vs. Minnesota, Winnipeg includes games vs. Atlanta, New Jersey includes games vs. Kansas City and Colorado, Colorado includes games vs. Quebec, Carolina includes games vs. Hartford. Totals are inclusive of Cleveland Barons. *Includes neutral site games. 7 GF were scored when the team was designated as the home team, and 7 GF while the road team, and 7 GA were scored when the team was designated as the home team and 7 GA while the road team.

STATS NOTES FOR HOME AND AWAY VS NHL: T = single points earned via tie, overtime/shootout loss.

FLAMES OVERALL VS. NHL

FINAL	GP	W	L	T	OT	GF	GA	PTS	%
Anaheim Ducks	109	42	52	7	8	294	323	99	0.454
Arizona Coyotes	200	97	76	20	7	707	639	221	0.553
Boston Bruins	109	38	60	10	1	330	378	87	0.399
Buffalo Sabres	109	40	48	16	5	337	378	101	0.463
Carolina Hurricanes	75	46	21	7	1	300	229	100	0.667
Chicago Blackhawks	173	72	70	26	5	505	537	175	0.506
Cleveland Barons	26	15	7	4	0	94	67	34	0.654
Colorado Avalanche	164	78	58	20	8	547	511	184	0.561
Columbus Blue Jackets	59	27	24	0	8	152	161	62	0.525
Dallas Stars	173	75	65	25	8	528	523	183	0.529
Detroit Red Wings	162	73	68	16	5	532	526	167	0.515
Edmonton Oilers	242	121	96	19	6	836	785	267	0.552
Florida Panthers	35	19	10	3	3	104	92	44	0.629
Los Angeles Kings	243	124	92	21	6	877	789	275	0.566
Minnesota Wild	92	49	28	4	11	210	213	113	0.614
Montréal Canadiens	117	40	60	15	2	325	384	97	0.415
Nashville Predators	74	36	32	4	2	207	206	78	0.527
New Jersey Devils	105	68	24	11	2	405	281	149	0.710
New York Islanders	118	48	47	20	3	360	386	119	0.504
New York Rangers	119	57	42	15	5	447	377	134	0.563
Ottawa Senators	43	22	14	4	3	133	111	51	0.593
Philadelphia Flyers	121	49	58	12	2	395	423	112	0.463
Pittsburgh Penguins	108	44	44	18	2	379	366	108	0.500
San Jose Sharks	125	63	48	8	6	382	368	140	0.560
St. Louis Blues	175	80	77	14	4	541	542	178	0.509
Tampa Bay Lightning	38	16	16	1	5	123	122	38	0.500
Toronto Maple Leafs	136	63	59	12	2	492	462	140	0.515
Vancouver Canucks	278	136	92	33	17	938	873	322	0.579
Vegas Golden Knights	8	3	5	0	0	26	25	6	0.375
Washington Capitals	97	45	37	13	2	344	305	105	0.541
Winnipeg Jets	31	17	12	1	1	98	76	36	0.581
TOTAL	3,664	1,703	1,442	379	140	11,948	11,458	3,925	0.536

GAME NOTES FOR HOME AND AWAY VS NHL:

- Phoenix includes games vs. Winnipeg
- Dallas includes games vs. Minnesota
- Winnipeg includes games vs. Atlanta
- New Jersey includes games vs. Kansas City and Colorado
- Colorado includes games vs. Quebec
- Carolina includes games vs. Hartford
- Cleveland includes games vs. Oakland and California

STATS NOTES FOR HOME AND AWAY VS NHL:

- GF does not include artificial "goals" awarded for a shootout victory
- T = single points earned via tie, overtime/shootout loss

FLAMES ALL-TIME TEAM RECORDS

LONGEST STREAKS

WINNING: 10 Games (2x)
Oct. 14 through Nov. 3, 1978
Feb. 21 through Mar. 13, 2017

UNBEATEN: 13 Games
Nov. 10 through Dec. 8, 1988

LOSING: 11 Games
Dec. 14, 1985 through Jan. 7, 1986

WINLESS: 11 Games
Dec. 14, 1985 through Jan. 7, 1986

HOME WINNING: 11 Games
Nov. 5 through Dec. 27, 2015

CONSECUTIVE HOME POINTS EARNED:
18 Games. Dec. 29, 1990 through
Mar. 14, 1991

HOME LOSING (IN REGULATION): 7 Games
Dec. 27, 2013 through Jan. 16, 2014

HOME WINLESS: 10 Games
Oct. 21 through Dec. 4, 2000

ROAD WINNING: 7 Games
Nov. 10 through Dec. 4, 1988

CONSECUTIVE ROAD POINTS EARNED:
10 Games. Nov. 4 through Nov. 30, 2009

ROAD LOSING (IN REGULATION): 11 Games
Feb. 28 through Apr. 6, 2013

ROAD WINLESS: 13 Games (2 times)
Feb. 3 through Mar. 29, 1973
Feb. 18 through Apr. 6, 2013

MOST

WINS, ONE SEASON: 54
1988-89

HOME WINS, ONE SEASON: 32
1988-89

ROAD WINS, ONE SEASON: 24
2018-19

ROAD WINS, ONE TRIP: 6
Dec. 9-18, 2007

LOSSES, ONE SEASON: 41
1996-97

HOME LOSSES, ONE SEASON: 20
1998-99; 2017-18

ROAD LOSSES, ONE SEASON: 24
1997-98

TIES, ONE SEASON: 19
1977-78

FEWEST

WINS, ONE SEASON: 25
1972-73

HOME WINS, ONE SEASON: 12
2000-01

ROAD WINS, ONE SEASON: 8
1997-98

LOSSES, ONE SEASON: 17
1988-89

HOME LOSSES, ONE SEASON: 4
1988-89

ROAD LOSSES, ONE SEASON: 12
1987-88

TIES, ONE SEASON: 3
1986-87

MOST

POINTS, ONE SEASON: 117
1988-89 (54 Wins, 9 Ties)

HOME POINTS, ONE SEASON: 68
1988-89 (32 Wins, 4 Ties)

ROAD POINTS, ONE SEASON: 50 (2x)
1987-88 (22 Wins, 6 Ties)
2018-19 (24 Wins, 15 Ties, 2 OTL)

FEWEST

POINTS, ONE SEASON: 65
1972-73 (25 Wins, 15 Ties)

HOME POINTS, ONE SEASON: 35
2000-01 (12 Wins, 9 Ties, 2 OTL)

ROAD POINTS, ONE SEASON: 25
1997-98 (8 Wins, 9 Ties)

MOST

GOALS FOR, ONE SEASON: 397
1987-88

HOME GOALS FOR, ONE SEASON: 217
1987-88

ROAD GOALS FOR, ONE SEASON: 180
1987-88

50-GOAL SCORERS, ONE SEASON: 2
1987-88 (Nieuwendyk, Loob)
1988-89 (Nieuwendyk, Mullen)

40-GOAL SCORERS, ONE SEASON: 4
1987-88 (Nieuwendyk, Loob, Bullard, Mullen)

TIES NHL RECORD

30-GOAL SCORERS, ONE SEASON: 4
1981-82 (McDonald, Bridgman, LaVallee, Pepilinski)

1983-84 (Beers, McDonald, Nilsson, Loob)
1987-88 (Nieuwendyk, Loob, Bullard, Mullen)

1989-90 (Nieuwendyk, Roberts, Mullen, Fleury)
1993-94 (Roberts, Reichel, Fleury, Nieuwendyk)

20-GOAL SCORERS, ONE SEASON: 9
1989-90 (Nieuwendyk, Roberts, Mullen, Fleury, MacInnis, Ranheim, Makarov, Gilmour, MacLellan)

GOALS AGAINST, ONE SEASON: 345
1981-82

HOME GOALS AGAINST, ONE SEASON: 154
1985-86

ROAD GOALS AGAINST, ONE SEASON: 204
1981-82

FEWEST

GOALS FOR, ONE SEASON: 186
2002-03

HOME GOALS FOR, ONE SEASON: 93
2003-04

ROAD GOALS FOR, ONE SEASON: 85
1972-73

GOALS AGAINST, ONE SEASON: 176
2003-04

HOME GOALS AGAINST, ONE SEASON: 73
2005-06

ROAD GOALS AGAINST, ONE SEASON: 91
2003-04

MOST

GOALS FOR, ONE GAME: 13
Feb. 10, 1993, Calgary 13 San Jose 1

GOALS FOR, ONE HOME GAME: 13
Feb. 10, 1993, Calgary 13 San Jose 1

GOALS FOR, ONE ROAD GAME: 11
Jan. 25, 1988, Calgary 11 Toronto 3

GOALS AGAINST, ONE GAME: 12
Oct. 29, 1981, Calgary 4 Detroit 12

GOALS AGAINST, ONE HOME GAME: 10 (2x)
Dec. 28, 1978, Calgary 4 NY Islanders 10;
Nov. 26, 1996, Calgary 1 Edmonton 10

GOALS AGAINST, ONE ROAD GAME: 12
Oct. 29, 1981, Calgary 4 Detroit 12

GOALS FOR, ONE PERIOD: 7
Oct. 17, 1988, 3rd period, Calgary 11
Los Angeles 4

GOALS AGAINST, ONE PERIOD: 6 (5x)
Nov. 8, 1981, 3rd period, Calgary 4 Chicago 10
Jan. 18, 1983, 1st period, Calgary 2 Montreal 7
Nov. 13, 1983, 3rd period, Calgary 2 Buffalo 11
Jan. 3, 1984, 1st period, Calgary 6 Edmonton 9
Jan. 7, 1984, 3rd period, Calgary 1 Los Angeles 7

TOTAL GOALS, ONE GAME: 18
Feb. 23, 1991, Calgary 10 Quebec 8

TOTAL GOALS, ONE PERIOD: 10
Jan. 16, 1987 at Vancouver (5-9),
1st period, Calgary 4 Vancouver 6

FLAMES ALL-TIME TEAM RECORDS

CONTINUED

LARGEST

WINNING MARGIN: 12 Goals
Feb. 19, 1993, Calgary 13 San Jose 1

LOSING MARGIN: 11 Goals
Mar. 1, 1992, Calgary 0 Vancouver 11

TIE: 8-8
Oct. 17, 1989 at Quebec

SHUTOUT FOR: 11-0
Apr. 1, 1982, Calgary 11 Colorado 0

SHUTOUT AGAINST: 0-11
Mar. 1, 1992, Calgary 0 Vancouver 11

MOST

POWER-PLAY GOALS, ONE SEASON: 109
1987-88

POWER-PLAY GOALS, ONE GAME: 5 (4x)
Jan. 15, 1981, Calgary 10 Detroit 0
Apr. 4, 1986, Calgary 9 Edmonton 3
Feb. 25, 1990, Calgary 10 Edmonton 4
Oct. 8, 1992, Calgary 7 Edmonton 2

POWER-PLAY GOALS, ONE GAME BOTH TEAMS: 8
Mar. 30, 1988, Calgary 7 at Los Angeles 9, (3-5)

POWER-PLAY GOALS AGAINST, ONE GAME: 6
Mar. 1, 1992, Calgary 0 Vancouver 11

SHORTHANDED GOALS, ONE SEASON: 23
1987-88

SHORTHANDED GOALS AGAINST, ONE SEASON: 21
1984-85

SHORTHANDED GOALS FOR, ONE GAME: 3 (3x)
Mar. 9, 1991, Calgary 8 St. Louis 4
Oct. 17, 1997, Calgary 0 Anaheim 7
Nov. 25, 2018, Calgary 6 Arizona 1

SHORTHANDED GOALS AGAINST, ONE GAME: 3 (4x)
Jan. 13, 1985 Calgary 1 Philadelphia 7
Oct. 16, 1996 Calgary 2 Montreal 4
Dec. 20, 1996 Calgary 0 Anaheim 7
Apr. 9, 1998 Calgary 3 Vancouver 6

CONSECUTIVE GAMES ALLOWING SHORTHANDED GOALS, FOR: 4
Nov. 13 through Nov. 19, 1987, 5 goals

CONSECUTIVE GAMES SCORING SHORTHANDED GOALS, AGAINST: 4
Apr. 9 through Apr. 15, 1998, 6 goals

CONSECUTIVE GAMES SCORING HAT TRICKS FOR: 4
Oct. 31 through Nov. 5, 1992, Makarov, Nieuwendyk, Fleury, Leeman

FASTEST

TWO GOALS FOR: 0:04
Oct. 17, 1989 at Quebec, Doug Gilmour at 19:45 and Paul Ranheim at 19:49, 3rd period

TWO GOALS FOR, ONE PLAYER: 0:06
Mar. 22, 1984 vs. Detroit, Lanny McDonald at 16:23 and 16:29, 1st period

TWO GOALS FOR, BOTH TEAMS: 0:04 (2x)
Mar. 15, 1977 vs. Pittsburgh, Wayne Bianchin (15:31) and Flames Guy Chouinard (15:35), 3rd period
Nov. 26, 2006 at Anaheim, Flames Daymond Langkow (19:39) and Anaheim Todd Marchant (19:43), 3rd period

THREE GOALS FOR: 0:36
Feb. 10, 1993 vs. San Jose, Suter 0:17, Lindberg 0:40 and Stern 0:53, 3rd period

FOUR GOALS FOR: 1:21
Feb. 10, 1993 vs. San Jose, Fleury 19:32, 2nd; Suter 0:17, Lindberg 0:40 and Stern 0:53, 3rd, 2nd and 3rd periods

FIVE GOALS FOR: 4:48
Mar. 12, 1975 vs. Vancouver

SIX GOALS FOR: 7:29
Feb. 25, 1981 vs. NY Islanders

TWO GOALS FOR, START OF GAME: 0:32
Mar. 11, 1987, at Hartford, 0:09 Risebrough and 0:32 Patterson

THREE GOALS FOR, START OF PERIOD: 0:53
Feb. 10, 1993 vs. San Jose, Suter 0:17, Lindberg 0:40 and Stern 0:53, 3rd period

TWO SHORTHANDED GOALS FOR: 0:04
Oct. 17, 1989 at Quebec (8-8, OT), Gilmour (19:45) and Ranheim (19:49), 3rd period
NHL RECORD

MOST

SHOTS ON GOAL FOR, ONE GAME: 59 (2x)
Mar. 15, 1977 vs. Pittsburgh
Feb. 23, 1991 vs. Quebec

SHOTS AGAINST, ONE GAME: 57
Jan. 23, 1975 vs. NY Rangers

SHOTS FOR, ONE PERIOD: 25 (2x)
Nov. 5, 1988 vs. Edmonton (4-4), 2nd period
Nov. 14, 2005 vs. Minnesota (3-2), 3rd period

SHOTS AGAINST, ONE PERIOD: 28
Mar. 12, 2009 at Detroit (6-5) SO, 3rd period

FEWEST

SHOTS ON GOAL FOR, ONE GAME: 8
Oct. 27, 1995 vs. Detroit (0-3)

SHOTS AGAINST, ONE GAME: 12 (5x)
Nov. 9, 1988 at Buffalo (2-3)
Dec. 6, 1988 vs. Quebec (3-2)
Nov. 24, 1993 vs. Toronto (5-3)
Apr. 6, 1994 vs. Anaheim (4-2)
Mar. 21, 1999 vs. NY Islanders (2-1)

SHOTS FOR, ONE PERIOD: 1 (8x)
Mar. 7, 1982 at Pittsburgh (4-4), 1st period
Apr. 2, 1987 at Edmonton (4-4), 1st period
Dec. 11, 1998 at Tampa Bay (2-1), 3rd period
Dec. 14, 1999 at St. Louis (1-1), 1st period
Mar. 16, 2004 at Detroit (4-1), 1st period
Apr. 2, 2009 at Dallas (2-1), 3rd period
Oct. 13, 2011 at Montreal (4-1), 3rd period
Feb. 8, 2018 at New Jersey (3-2), 3rd period

SHOTS AGAINST, ONE PERIOD: 0
Nov. 27, 1974 vs. Kansas City (4-2), 2nd period
Mar. 24, 2003 vs. Phoenix (2-0), 1st period

MOST

SHUTOUTS, ONE SEASON: 11
Miikka Kiprusoff (4)
Jamie McLennan (4)
Roman Turek (3), 2003-04

PENALTY SHOTS, ONE SEASON: 5
2003-04

PENALTY SHOTS SUCCESSFUL, ONE SEASON: 3
1986-87

LONGEST

NON-SHUTOUT STREAK: 264 Games
Nov. 12, 1981 through Jan 9, 1985
NHL RECORD

CONSECUTIVE SHUTOUT MINUTES, FOR: 161:11
Apr. 8, 2006, 2:27, overtime at Vancouver;
Apr. 11, 2006
vs. Anaheim to Apr. 15, 2006, 3rd period at Los Angeles

CONSECUTIVE SHUTOUT MINUTES, AGAINST: 182:42
Nov. 5, 2002, 3:21, 1st period to Nov. 11, 2002, 15:12, 3rd period

LOWEST TEAM GOALS AGAINST AVERAGE: 2.15
2003-04

HIGHEST TEAM SAVE PERCENTAGE: 91.6
2003-04

FLAMES ALL-TIME INDIVIDUAL RECORDS

MOST

MOST SEASONS: 16

Jarome Iginla, 1996-2013

MOST GAMES PLAYED: 1,219

Jarome Iginla, 1996-2013

MOST POINTS, CAREER: 1,095

Jarome Iginla, 1996-2013 (525 goals, 570 assists)

MOST GOALS, CAREER: 525

Jarome Iginla, 1996-2013

MOST ASSISTS, CAREER: 609

Al MacInnis

MOST PENALTY MINUTES, CAREER: 2405

Tim Hunter

LONGEST CONSECUTIVE

GAME STREAK: 441

Jarome Iginla, Oct. 4, 2007 to Mar. 26, 2013

MOST SHUTOUTS, CAREER: 41

Miikka Kiprusoff, 2003-2012

MOST WINS, GOALTENDER CAREER: 297

Miikka Kiprusoff, 2003-2012

MOST POINTS

ONE SEASON: 131

Kent Nilsson, 1980-81

ONE SEASON, BY A CENTRE: 131

Kent Nilsson, 1980-81

ONE SEASON, BY A LEFT WING: 99

Johnny Gaudreau, 2018-19

ONE SEASON, BY A RIGHT WING: 110

Joe Mullen, 1988-89

ONE SEASON, BY A DEFENCEMAN: 103

Al MacInnis, 1990-91

ONE SEASON, BY A ROOKIE: 92

Joe Nieuwendyk, 1987-88

ONE SEASON SERIES: 21

Joe Mullen vs. Los Angeles (8 games), 1988-89, (14 goals, 7 assists)

CONSECUTIVE GAMES SCORING: 16 (3x)

Gary Suter, 1987-88

Gary Roberts, 1991-92

Jarome Iginla, 1999-00

ONE GAME: 7

Sergei Makarov, Feb. 25, 1990 vs.

Edmonton, (2 goals, 5 assists)

ONE PERIOD: 4 (5x)

Gary Suter, Apr. 4, 1986 vs. Edmonton, 2nd, 4 assists

Joe Nieuwendyk, Jan. 11, 1989 vs.

Winnipeg, 3rd, 4 goals

Al MacInnis, Mar. 28, 1991 vs. Edmonton, 1st, (1 goal, 3 assists)

Olli Jokinen, Feb. 14, 2011 at Colorado, 1st, (1 goal, 3 assists)

Johnny Gaudreau, Mar. 12, 2019 vs. New Jersey 3rd, (2 goals, 2 assists)

ONE GAME, BY A GOALTENDER: 3

Jeff Reese, Feb. 10, 1993 vs. San Jose, 3 assists

NHL RECORD

MOST GOALS

ONE SEASON: 66

Lanny McDonald, 1982-83

ONE SEASON, BY A CENTRE: 51

Joe Nieuwendyk, 1987-88; 1988-89

ONE SEASON, BY A LEFT WING: 53

Gary Roberts, 1991-92

ONE SEASON, BY A RIGHT WING: 66

Lanny McDonald, 1982-83

ONE SEASON, BY A DEFENCEMAN: 28

Al MacInnis, 1989-90; 1990-91; 1993-94

ONE SEASON, BY A ROOKIE: 51

Joe Nieuwendyk, 1987-88

ONE SEASON SERIES: 14

Joe Mullen vs. Los Angeles (8 games), 1988-89

CONSECUTIVE GAMES SCORING: 8 (2x)

Kent Nilsson, 1983-84

Gary Roberts, 1992-93

ONE GAME: 5

Joe Nieuwendyk, Jan. 11, 1989

vs. Winnipeg

ONE PERIOD: 4

Joe Nieuwendyk, Jan. 11, 1989

vs. Winnipeg, 3rd period

TIES NHL RECORD

POWER-PLAY GOALS, ONE SEASON: 31

Joe Nieuwendyk, 1987-88

SHORTHANDED GOALS, ONE SEASON: 9

Kent Nilsson, 1984-85

SHORTHANDED GOALS, ONE GAME: 3

Theoren Fleury, Mar. 9, 1991 at St. Louis

FIRST GOALS OF THE GAME,

ONE SEASON: 14

Kent Nilsson, 1980-81

GAME WINNING GOALS, ONE SEASON: 12

Joe Mullen, 1986-87

GAME TYING GOALS, ONE SEASON: 4 (4x)

Eric Vaill, 1974-75

Jacques Richard, 1974-75

Kent Nilsson, 1980-81

Jim Peplinski, 1981-82

OVERTIME GOALS, ONE SEASON: 3 (4x)

Joe Nieuwendyk, 1988-89

Sean Monahan, 2014-15

Johnny Gaudreau, 2015-16, 2018-19

MOST ASSISTS

ONE SEASON: 82

Kent Nilsson, 1980-81

ONE SEASON, BY A CENTRE: 82

Kent Nilsson, 1980-81

ONE SEASON, BY A LEFT WING: 63

Johnny Gaudreau, 2018-19

ONE SEASON, BY A RIGHT WING: 71

Bob MacMillan, 1978-79

ONE SEASON, BY A DEFENCEMAN: 75

Al MacInnis, 1990-91

ONE SEASON, BY A ROOKIE: 62

Sergei Makarov, 1989-90

ONE SEASON, SERIES: 13 (2x)

Paul Reinhart vs. Edmonton (7 games), 1982-83

Guy Chouinard vs. Edmonton (8 games), 1982-83

CONSECUTIVE GAMES SCORING: 9 (3x)

Kent Nilsson, 1984-85

Al MacInnis, 1986-87

Gary Suter, 1987-88

ONE GAME: 6 (2x)

Guy Chouinard, Feb. 25, 1981 vs.

NY Islanders

Gary Suter, Apr. 4, 1986 vs. Edmonton

ONE PERIOD: 4

Gary Suter, Apr. 4, 1986 vs.

Edmonton, 2nd period

MOST PENALTIES

MINUTES, ONE SEASON: 375

Tim Hunter, 1988-89

MINUTES ONE SEASON, BY A CENTRE: 213

Joel Otto, 1988-89

MINUTES ONE SEASON, BY A LEFT WING: 282

Gary Roberts, 1987-88

MINUTES ONE SEASON, BY A RIGHT WING: 375

Tim Hunter, 1988-89

MINUTES ONE SEASON, BY A DEFENCEMAN: 271

Neil Sheehy, 1985-86

MINUTES ONE SEASON, BY A ROOKIE: 208

Todd Simpson, 1996-97

FLAMES ALL-TIME INDIVIDUAL RECORDS

CONTINUED

CONSECUTIVE GAMES PENALIZED: 14

Willie Plett, 1977-78; Tim Hunter, 1986-87

ONE GAME: 8 (2x)Charlie Bourgeois, Jan. 27, 1986
vs. Los Angeles, (7 minors, 1-10
minute misconduct)Theoren Fleury, Nov. 9, 1997 at Detroit,
(5 minors, 3-10 minute misconduct)**MINUTES, ONE GAME: 41**Neil Sheehy, Mar. 21, 1986 vs. Vancouver,
(3 minors, 1 major,
3-10 minute misconduct)**MINUTES, ONE PERIOD: 37**Nick Fotiu, Mar. 8, 1987 at NY Rangers,
(minor, major, 10-minute misconduct,
2 game misconducts)

MOST SHOTS

ONE SEASON: 353

Theoren Fleury, 1995-96

ONE GAME: 13 (2x)Al MacInnis, Mar. 24, 1993 vs. St. Louis
Theoren Fleury, Mar. 2, 1995 vs. Vancouver**ONE PERIOD: 8**Kari Eloranta, Oct. 15, 1983 vs. Edmonton,
2nd period

MISCELLANEOUS

SHUTOUTS, ONE SEASON: 10

Miikka Kiprusoff, 2005-06

WINS ONE SEASON, BY A GOALTENDER: 45

Miikka Kiprusoff, 2008-09

LONGEST UNDEFEATED STREAK, BY A GOALTENDER: 19 Games

Rejean Lemelin, 12 wins, 7 ties, 1983-84

MOST CONSECUTIVE SHUTOUT MINUTES, FOR: 164:40

Michael Vernon Dec. 12-19, 1992

MOST CONSECUTIVE GAMES PLAYED, GOALTENDER: 28Trevor Kidd, Jan. 20, 1995 to
Mar. 19, 1995**LOWEST GOALS AGAINST AVERAGE: 1.69**

Miikka Kiprusoff, 2003-04

HIGHEST SAVE PERCENTAGE: 0.933

Miikka Kiprusoff, 2003-04

PENALTY SHOTS, ONE SEASON: 3Joe Mullen, 1986-87
Shean Donovan, 2003-04**MOST PENALTY SHOTS STOPPED FOR, ONE GAME: 2**Joe Mullen, 1986-87
Shean Donovan, 2003-04**MOST PENALTY SHOTS STOPPED AGAINST, ONE GAME: 2**

Miikka Kiprusoff, Mar. 4, 2011

3 OR MORE GOAL GAMES, ONE SEASON: 5 (2x)Hakan Loob, 1987-88
Theoren Fleury, 1990-91**HIGHEST PLUS-MINUS, ONE GAME: +9**Theoren Fleury, Feb. 10, 1993
vs. San Jose**MOST 1ST GOALS OF THE SEASON: 3**Theoren Fleury, 1991-92, 1993-94,
1994-95**MOST CONSECUTIVE SEASONS WITH 30+ GOALS: 11**

Jarome Iginla, 2000-12

MOST ALL-STARS IN THE STARTING LINEUP: 2

Jarome Iginla and Dion Phaneuf, 2008



PLAYOFF RECORDS

FLAMES ALL-TIME PLAYOFF RESULTS

DATE	TEAMS	RESULT	DATE	TEAMS	RESULT
04/09/1974	ATL at PHI	1-4 L	04/12/1986	CGY at WPG	4-3 W (OT)
04/11/1974	ATL at PHI	1-5 L	04/18/1986	CGY at EDM	4-1 W
04/12/1974	ATL vs. PHI	1-4 L	04/20/1986	CGY at EDM	5-6 L (OT)
04/14/1974	ATL vs. PHI	3-4 L (OT)	04/22/1986	CGY vs. EDM	3-2 W
04/06/1976	ATL at LAK	1-2 L	04/24/1986	CGY vs. EDM	4-7 L
04/08/1976	ATL vs. LAK	0-1 L	04/26/1986	CGY at EDM	4-1 W
04/05/1977	ATL at LAK	2-5 L	04/28/1986	CGY vs. EDM	2-5 L
04/07/1977	ATL vs. LAK	3-2 W	04/30/1986	CGY at EDM	3-2 W
04/09/1977	ATL at LAK	2-4 L	05/02/1986	CGY vs. STL	2-3 L
04/11/1978	ATL vs. DET	3-5 L	05/04/1986	CGY vs. STL	8-2 W
04/13/1978	ATL at DET	2-3 L	05/06/1986	CGY at STL	5-3 W
04/10/1979	ATL vs. TOR	1-2 L	05/08/1986	CGY at STL	2-5 L
04/12/1979	ATL at TOR	4-7 L	05/10/1986	CGY vs. STL	4-2 W
04/08/1980	ATL at NYR	1-2 L (OT)	05/12/1986	CGY at STL	5-6 L (OT)
04/09/1980	ATL at NYR	1-5 L	05/14/1986	CGY vs. STL	2-1 W
04/11/1980	ATL vs. NYR	4-2 W	05/16/1986	CGY vs. MTL	5-2 W
04/12/1980	ATL vs. NYR	2-5 L	05/18/1986	CGY vs. MTL	2-3 L (OT)
04/08/1981	CGY vs. CHI	4-3 W	05/20/1986	CGY at MTL	3-5 L
04/09/1981	CGY vs. CHI	6-2 W	05/22/1986	CGY at MTL	0-1 L
04/11/1981	CGY at CHI	5-4 W (2OT)	05/24/1986	CGY vs. MTL	3-4 L
04/16/1981	CGY at PHI	0-4 L	04/08/1987	CGY vs. WPG	2-4 L
04/17/1981	CGY at PHI	5-4 W	04/09/1987	CGY vs. WPG	2-3 L
04/19/1981	CGY vs. PHI	2-1 W	04/11/1987	CGY at WPG	3-2 W (OT)
04/20/1981	CGY vs. PHI	5-4 W	04/12/1987	CGY at WPG	3-4 L
04/22/1981	CGY at PHI	4-9 L	04/14/1987	CGY vs. WPG	4-3 W
04/24/1981	CGY vs. PHI	2-3 L	04/16/1987	CGY at WPG	1-6 L
04/26/1981	CGY at PHI	4-1 W	04/06/1988	CGY vs. LAK	9-2 W
04/28/1981	CGY vs. MIN	1-4 L	04/07/1988	CGY vs. LAK	6-4 W
04/30/1981	CGY vs. MIN	3-2 W	04/09/1988	CGY at LAK	2-5 L
05/03/1981	CGY at MIN	4-6 L	04/10/1988	CGY at LAK	7-3 W
05/05/1981	CGY at MIN	4-7 L	04/12/1988	CGY vs. LAK	6-4 W
05/07/1981	CGY vs. MIN	3-1 W	04/19/1988	CGY vs. EDM	1-3 L
05/09/1981	CGY at MIN	3-5 L	04/21/1988	CGY vs. EDM	4-5 L (OT)
04/07/1982	CGY at VAN	3-5 L	04/23/1988	CGY at EDM	2-4 L
04/08/1982	CGY at VAN	1-2 L (OT)	04/25/1988	CGY at EDM	4-6 L
04/10/1982	CGY vs. VAN	1-3 L	04/05/1989	CGY vs. VAN	3-4 L (OT)
04/06/1983	CGY vs. VAN	4-3 W (OT)	04/06/1989	CGY vs. VAN	5-2 W
04/07/1983	CGY vs. VAN	5-3 W	04/08/1989	CGY at VAN	4-0 W
04/09/1983	CGY at VAN	4-5 L	04/09/1989	CGY at VAN	3-5 L
04/10/1983	CGY at VAN	4-3 W (OT)	04/11/1989	CGY vs. VAN	4-0 W
04/14/1983	CGY at EDM	3-6 L	04/13/1989	CGY at VAN	3-6 L
04/15/1983	CGY at EDM	1-5 L	04/15/1989	CGY vs. VAN	4-3 W (OT)
04/17/1983	CGY vs. EDM	2-10 L	04/18/1989	CGY vs. LAK	4-3 W (OT)
04/18/1983	CGY vs. EDM	6-5 W	04/20/1989	CGY vs. LAK	8-3 W
04/20/1983	CGY at EDM	1-9 L	04/22/1989	CGY at LAK	5-2 W
04/04/1984	CGY vs. VAN	5-3 W	04/24/1989	CGY at LAK	5-3 W
04/05/1984	CGY vs. VAN	4-2 W	05/02/1989	CGY vs. CHI	3-0 W
04/07/1984	CGY at VAN	0-7 L	05/04/1989	CGY vs. CHI	2-4 L
04/08/1984	CGY at VAN	5-1 W	05/06/1989	CGY at CHI	5-2 W
04/12/1984	CGY at EDM	2-5 L	05/08/1989	CGY at CHI	2-1 W (OT)
04/13/1984	CGY at EDM	6-5 W (OT)	05/10/1989	CGY vs. CHI	3-1 W
04/15/1984	CGY vs. EDM	2-3 L	05/14/1989	CGY vs. MTL	3-2 W
04/16/1984	CGY vs. EDM	3-5 L	05/17/1989	CGY vs. MTL	2-4 L
04/18/1984	CGY at EDM	5-4 W	05/19/1989	CGY at MTL	3-4 L (2OT)
04/20/1984	CGY vs. EDM	5-4 W (OT)	05/21/1989	CGY at MTL	4-2 W
04/22/1984	CGY at EDM	4-7 L	05/23/1989	CGY vs. MTL	3-2 W
04/10/1985	CGY at WPG	4-5 L (OT)	05/25/1989	CGY at MTL	4-2 W
04/11/1985	CGY at WPG	2-5 L	04/04/1990	CGY vs. LAK	3-5 L
04/13/1985	CGY vs. WPG	4-0 W	04/06/1990	CGY vs. LAK	8-5 W
04/14/1985	CGY vs. WPG	3-5 L	04/08/1990	CGY at LAK	1-2 L (OT)
04/09/1986	CGY vs. WPG	5-1 W	04/10/1990	CGY at LAK	4-12 L
04/10/1986	CGY vs. WPG	6-4 W	04/12/1990	CGY vs. LAK	5-1 W

FLAMES ALL-TIME PLAYOFF RESULTS CONTINUED

DATE	TEAMS	RESULT	DATE	TEAMS	RESULT
04/14/1990	CGY at LAK	3-4 L (20T)	04/29/2006	CGY vs. ANA	3-2 W
04/04/1991	CGY vs. EDM	1-3 L	05/01/2006	CGY vs. ANA	1-2 L
04/06/1991	CGY vs. EDM	3-1 W	05/03/2006	CGY vs. ANA	0-3 L
04/08/1991	CGY at EDM	3-4 L	04/12/2007	CGY at DET	1-4 L
04/10/1991	CGY at EDM	2-5 L	04/15/2007	CGY at DET	1-3 L
04/12/1991	CGY vs. EDM	5-3 W	04/17/2007	CGY vs. DET	3-2 W
04/14/1991	CGY at EDM	2-1 W (OT)	04/19/2007	CGY vs. DET	3-2 W
04/16/1991	CGY vs. EDM	4-5 L (OT)	04/21/2007	CGY at DET	1-5 L
04/18/1993	CGY vs. LAK	3-6 L	04/22/2007	CGY vs. DET	1-2 L(20T)
04/21/1993	CGY vs. LAK	9-4 W	04/09/2008	CGY at SJS	3-2 W
04/23/1993	CGY at LAK	5-2 W	04/10/2008	CGY at SJS	0-2 L
04/25/1993	CGY at LAK	1-3 L	04/13/2008	CGY vs. SJS	4-3 W
04/27/1993	CGY vs. LAK	4-9 L	04/15/2008	CGY vs. SJS	2-3 L
04/29/1993	CGY at LAK	6-9 L	04/17/2008	CGY at SJS	3-4 L
04/18/1994	CGY vs. VAN	0-5 L	04/20/2008	CGY vs. SJS	2-0 W
04/20/1994	CGY vs. VAN	7-5 W	04/22/2008	CGY at SJS	3-5 L
04/22/1994	CGY at VAN	4-2 W	04/16/2009	CGY at CHI	2-3 L (OT)
04/24/1994	CGY at VAN	3-2 W	04/18/2009	CGY at CHI	2-3 L
04/26/1994	CGY vs. VAN	1-2 L (OT)	04/20/2009	CGY vs. CHI	4-2 W
04/28/1994	CGY at VAN	2-3 L (OT)	04/22/2009	CGY vs. CHI	6-4 W
04/30/1994	CGY vs. VAN	3-4 L (20T)	04/25/2009	CGY at CHI	1-5 L
05/07/1995	CGY vs. SJS	4-5 L	04/27/2009	CGY vs. CHI	1-4 L
05/09/1995	CGY vs. SJS	4-5 L (OT)	04/15/2015	CGY at VAN	2-1 W
05/11/1995	CGY at SJS	9-2 W	04/17/2015	CGY at VAN	1-4 L
05/13/1995	CGY at SJS	6-4 W	04/19/2015	CGY vs. VAN	4-2 W
05/15/1995	CGY vs. SJS	5-0 W	04/21/2015	CGY vs. VAN	3-1 W
05/17/1995	CGY at SJS	3-5 L	04/23/2015	CGY at VAN	1-2 L
05/19/1995	CGY vs. SJS	4-5 L (20T)	04/25/2015	CGY vs. VAN	7-4 W
04/17/1996	CGY at CHI	1-4 L	04/30/2015	CGY at ANA	1-6 L
04/19/1996	CGY at CHI	0-3 L	05/03/2015	CGY at ANA	0-3 L
04/21/1996	CGY vs. CHI	5-7 L	05/05/2015	CGY vs. ANA	4-3 W (OT)
04/23/1996	CGY vs. CHI	1-2 L (30T)	05/08/2015	CGY vs. ANA	2-4 L
04/07/2004	CGY at VAN	3-5 L	05/10/2015	CGY at ANA	2-3 L (OT)
04/09/2004	CGY at VAN	2-1 W	04/13/2017	CGY at ANA	2-3 L
04/11/2004	CGY vs. VAN	1-2 L	04/15/2017	CGY at ANA	2-3 L
04/13/2004	CGY vs. VAN	4-0 W	04/17/2017	CGY vs. ANA	4-5 L (OT)
04/15/2004	CGY at VAN	2-1 W	04/19/2017	CGY vs. ANA	1-3 L
04/17/2004	CGY vs. VAN	5-4 L (30T)	04/11/2019	CGY vs. COL	4-0 W
04/19/2004	CGY at VAN	3-2 W (OT)	04/13/2019	CGY vs. COL	2-3 L (OT)
04/22/2004	CGY at DET	2-1 W (OT)	04/15/2019	CGY at COL	2-6 L
04/24/2004	CGY at DET	2-5 L	04/17/2019	CGY at COL	2-3 L (OT)
04/27/2004	CGY vs. DET	3-2 W	04/19/2019	CGY vs. COL	1-5 L
04/29/2004	CGY vs. DET	2-4 L			
05/01/2004	CGY at DET	1-0 W			
05/03/2004	CGY vs. DET	1-0 W (OT)			
05/09/2004	CGY at SJS	4-3 W			
05/11/2004	CGY at SJS	4-1 W			
05/13/2004	CGY vs. SJS	0-3 L			
05/16/2004	CGY vs. SJS	2-4 L			
05/17/2004	CGY at SJS	3-0 W			
05/19/2004	CGY vs. SJS	3-1 W			
05/25/2004	CGY at TBL	4-1 W			
05/27/2004	CGY at TBL	1-4 L			
05/29/2004	CGY vs. TBL	3-0 W			
05/31/2004	CGY vs. TBL	0-1 L			
06/03/2004	CGY at TBL	3-2 W (OT)			
06/05/2004	CGY vs. TBL	2-3 L (20T)			
06/07/2004	CGY at TBL	1-2 L			
04/21/2006	CGY vs. ANA	2-1 W			
04/23/2006	CGY vs. ANA	3-4 L			
04/25/2006	CGY vs. ANA	5-2 W			
04/27/2006	CGY vs. ANA	2-3 L			

FLAMES ALL-TIME PLAYOFF OVERTIME GAMES

DATE	OPPOSITION	SCORE	SCORER	TIME
April 17, 2019	at Colorado	2-3 L	Mikko Rantanen	10:23
April 13, 2019	vs. Colorado	2-3 L	Nathan MacKinnon	8:27
April 17, 2017	vs. Anaheim	4-5 L	Corey Perry	1:30
May 10, 2015	at Anaheim	2-3 L	Corey Perry	2:26
May 5, 2015	vs. Anaheim	4-3 W	Mikael Backlund	4:24
April 16, 2009	at Chicago	2-3 L	Martin Havlat	0:12
April 22, 2007	vs. Detroit	1-2 L	Johan Franzen	24:23
April 27, 2006	at Anaheim	2-3 L	Sean O'Donnell	1:36
April 21, 2006	vs. Anaheim	2-1 W	Darren McCarty	9:45
June 5, 2004	vs. Tampa Bay	2-3 L	Martin St. Louis	20:33
June 3, 2004	at Tampa Bay	3-2 W	Oleg Saprykin	14:40
May 9, 2004	at San Jose	4-3 W	Steve Montador	18:43
May 3, 2004	vs. Detroit	1-0 W	Martin Gelinas	19:13
April 22, 2004	at Detroit	2-1 W	Marcus Nilson	2:39
April 19, 2004	at Vancouver	3-2 W	Martin Gelinas	1:25
April 17, 2004	vs. Vancouver	4-5 L	Brendan Morrison	42:28
April 23, 1996	vs. Chicago	1-2 L	Joe Murphy	50:02
May 19, 1995	vs. San Jose	4-5 L	Ray Whitney	21:54
May 9, 1995	vs. San Jose	4-5 L	Ulf Dahlen	12:21
April 30, 1994	vs. Vancouver	3-4 L	Pavel Bure	22:20
April 28, 1994	at Vancouver	2-3 L	Trevor Linden	16:43
April 26, 1994	vs. Vancouver	1-2 L	Geoff Courttnall	7:15
April 16, 1991	vs. Edmonton	4-5 L	Esa Tikkanen	6:58
April 14, 1991	at Edmonton	2-1 W	Theoren Fleury	4:40
April 14, 1990	at Los Angeles	3-4 L	Mike Krushelnyski	23:14
April 8, 1990	at Los Angeles	1-2 L	Tony Granato	8:37
May 19, 1989	at Montreal	3-4 L	Ryan Walter	38:08
May 8, 1989	at Chicago	2-1 W	Al MacInnis	15:05
April 18, 1989	vs. Los Angeles	4-3 W	Doug Gilmour	7:47
April 15, 1989	vs. Vancouver	4-3 W	Joel Otto	19:21
April 5, 1989	vs. Vancouver	3-4 W	Paul Reinhart	2:47
April 15, 1988	vs. Edmonton	4-5 L	Wayne Gretzky	7:54
April 11, 1987	at Winnipeg	3-2 W	Mike Bullard	3:53
May 18, 1986	vs. Montreal	2-3 L	Brian Skrudland	0:09
May 12, 1986	at St. Louis	5-6 L	Doug Wickenheiser	7:30
April 20, 1986	at Edmonton	5-6 L	Glenn Anderson	1:04
April 12, 1986	at Winnipeg	4-3 W	Lanny McDonald	8:25
April 10, 1985	at Winnipeg	4-5 L	Brian Mullen	7:56
April 20, 1984	vs. Edmonton	5-4 W	Lanny McDonald	1:04
April 13, 1984	at Edmonton	6-5 W	Carey Wilson	3:42
April 10, 1983	at Vancouver	4-3 W	Greg Meredith	1:06
April 6, 1983	vs. Vancouver	4-3 W	Eddy Beers	12:27
April 8, 1982	at Vancouver	1-2 L	Dave Williams	14:20
April 11, 1981	at Chicago	5-4 W	Willi Plett	35:17
April 8, 1980	at NY Rangers	1-2 L	Steve Vickers	0:33
April 14, 1974	vs. Philadelphia	3-4 L	Dave Schultz	5:40

	GP	W	L	GP	W	L	GP	W	L		
Home	24	9	15	Road	25	11	14	Overall	49	20	29

FLAMES ALL-TIME VS OTHER TEAMS

OPPONENT	SERIES	W	L	GP	W	L	GF	GA	LAST MTG.	RND.	RESULT
Anaheim	3	0	3	16	4	12	34	50	2017	CQF	L 0-4
Chicago	4	2	2	18	9	9	53	54	2009	CQF	L 2-4
Colorado	1	0	1	5	1	4	11	17	2019	CQF	L 1-4
Dallas	1	0	1	7	3	4	19	25	1981	SF	L 2-4
Detroit	3	1	2	14	6	8	26	38	2007	CQF	L 4-2
Edmonton	5	1	4	30	11	19	96	132	1991	DSF	L 3-4
Los Angeles	6	2	4	26	13	13	102	105	1993	DSF	L 2-4
Montreal	2	1	1	11	5	6	32	31	1989	F	W 4-2
NY Rangers	1	0	1	4	1	3	8	14	1980	PRE	L 1-3
Philadelphia	2	1	1	11	4	7	28	43	1981	QF	W 4-3
Phoenix	3	1	2	13	6	7	43	45	1987	DSF	L 2-4
St. Louis	1	1	0	7	4	3	28	22	1986	CF	W 4-3
San Jose	3	1	2	20	10	10	68	57	2008	CQF	L 4-3
Tampa Bay	1	0	1	7	3	4	14	13	2004	F	L 3-4
Toronto	1	0	1	2	0	2	5	9	1979	PRE	L 0-2
Vancouver	7	5	2	38	21	17	119	110	2015	CQF	W 4-2
TOTALS	44	16	28	228	100	128	686	751	-	-	-

FLAMES ALL-TIME SERIES RECORD VS OTHER TEAMS

OPPONENT	YEAR	SERIES WINNER	W	L	GF	GA
Anaheim	2006	CQF ANA	3	4	16	17
Anaheim	2015	CSF ANA	4	4	9	19
Anaheim	2017	CQF ANA	0	4	9	14
Chicago	1981	PRE CGY	3	0	15	9
Chicago	1989	CF CGY	4	1	15	8
Chicago	1996	CQF CHI	0	4	7	16
Chicago	2009	CQF CHI	2	4	16	21
Colorado	2019	CQF COL	1	4	11	17
Detroit	1978	PRE DET	0	2	5	8
Detroit	2004	CSF CGY	4	2	11	12
Detroit	2007	CQF DET	2	4	10	18
Edmonton	1983	DF EDM	1	4	13	35
Edmonton	1984	DF EDM	3	4	27	33
Edmonton	1986	DF CGY	4	3	25	24
Edmonton	1988	DF EDM	0	4	11	18
Edmonton	1991	DSF EDM	3	4	20	22
Los Angeles	1976	PRE LAK	0	2	1	3
Los Angeles	1977	PRE LAK	1	2	7	11
Los Angeles	1988	DSF CGY	4	1	30	18
Los Angeles	1989	DF CGY	4	0	22	11
Los Angeles	1990	DSF LAK	2	4	24	29
Los Angeles	1993	DSF LAK	2	4	28	33
Minnesota	1981	SF MIN	2	4	18	25
Montreal	1986	F MTL	1	4	13	15
Montreal	1989	F CGY	4	2	19	16
NY Rangers	1980	PRE NYR	1	3	8	14
Philadelphia	1974	QF PHI	0	4	6	17
Philadelphia	1981	QF CGY	4	3	22	26
St. Louis	1986	CF CGY	4	3	28	22
San Jose	1995	CQF SJS	3	4	35	26
San Jose	2004	CF CGY	4	2	16	12
San Jose	2008	CQF SJS	3	4	17	19
Tampa Bay	2004	F TBL	3	4	14	13
Toronto	1979	PRE TOR	0	2	5	9
Vancouver	1982	DSF VAN	0	3	5	10
Vancouver	1983	DSF CGY	3	1	17	14
Vancouver	1984	DSF CGY	3	1	14	13
Vancouver	1989	DSF CGY	4	3	26	20
Vancouver	1994	CQF VAN	3	4	20	23
Vancouver	2004	CQF CGY	4	3	19	16
Vancouver	2015	CQF CGY	4	2	18	14
Winnipeg	1985	DSF WPG	1	3	13	15
Winnipeg	1986	DSF CGY	3	0	15	8
Winnipeg	1987	DSF WPG	2	4	15	22

FLAMES ALL-TIME PLAYOFF LEADERS

GOALS

Mullen	35
Nieuwendyk	32
Fleury	29
Iginla	28
Loob	26
MacInnis	25
McDonald	24
Otto	23
Reinhart	21
Gilmour	15
Peplinski	15

ASSISTS

MacInnis	77
Reinhart	51
Otto	38
Fleury	33
Suter	33
Peplinski	31
Roberts	30
Loob	28
Nieuwendyk	28
Chouinard	26

POINTS

MacInnis	102
Reinhart	72
Fleury	62
Otto	61
Nieuwendyk	60
Mullen	55
Loob	54
Iginla	49
McDonald	47
Peplinski	46

PENALTY MINUTES

Peplinski	382
Hunter, T	352
Roberts	216
Plett	191
Otto	188
MacInnis	153
Baxter	120
Sheehy	104
McDonald	98
Fleury	96

GAMES PLAYED

Peplinski	99
MacInnis	95
Otto	87
Hunter, T	86
Macoun	84
Vernon (G)	81
Reinhart	76
Loob	73
Patterson	72
McDonald	72
Nieuwendyk	66
Mullen	61
Fleury	59
Roberts	58
Iginla	54
Kiprusoff (G)	54
Risebrough	50
Suter	49
Conroy	45
Yelle	43
Regehr	41
Chouinard	41

FLAMES CAREER PLAYOFF POINT LEADERS

PLAYER	GP	G	A	PTS	PIM
MacInnis	95	25	77	102	153
Reinhart	76	21	51	72	38
Fleury	59	29	33	62	96
Otto	87	23	38	61	188
Nieuwendyk	66	32	28	60	36
Mullen	61	35	20	55	18
Loob	73	26	28	54	16
Iginla	54	28	21	49	70
McDonald	72	24	23	47	98
Peplinski	99	15	31	46	382
Roberts	58	13	30	43	216
Suter	49	6	33	39	68
Chouinard	41	9	26	35	12
Gilmour	35	15	13	28	28
Nilsson	33	4	24	28	8
Patterson	72	11	16	27	55
Risebrough	50	10	17	27	95
Macoun	84	6	19	25	87
Quinn, D	29	11	12	23	14
Tonelli	31	9	14	23	61
Conroy	45	7	15	22	28
Reichel	26	5	14	19	6
Plett	27	12	6	18	191
Houston	31	9	9	18	62
Langkow	26	6	12	18	12
MacMillan, B	24	8	9	17	16
Russell	34	3	13	16	70
Ramage	29	2	14	16	47
Gelinas	26	8	7	15	35
Regehr	41	3	12	15	28
Bozek	31	7	7	14	53
Monahan	20	8	5	13	2
Titov	18	7	6	13	14
Lever	20	5	8	13	20
Stern	31	6	6	12	85
Wilson, C	32	6	6	12	10
Phaneuf	25	5	7	12	22
Hunter, T	86	5	7	12	352
Gaudreau	20	4	8	12	8
Huselius	20	2	10	12	14
Leopold	39	0	12	12	18
Bennett, S	20	6	5	11	28
Vail	20	5	6	11	6
Konroyd	24	4	7	11	40
Nilson	34	4	7	11	14
Brodie	20	3	8	11	8
Eaves	19	5	5	10	10
Donovan	31	5	5	10	39
Sullivan	18	4	6	10	10
Beers	22	4	6	10	39
Nattress	38	4	6	10	22
Lombardi	33	2	8	10	10
McCrimmon	37	2	8	10	60
Yelle	43	6	3	9	32
Bridgman	12	5	4	9	47
Bullard	12	4	5	9	8
Murzyn	32	4	5	9	35
LaVallee	19	3	6	9	15
Ranheim	19	3	6	9	2

PLAYER	GP	G	A	PTS	PIM
Housley	7	0	9	9	0
Simon	22	5	3	8	81
Hudler	11	4	4	8	2
Nieminen	24	4	4	8	55
Backlund	20	3	5	8	16
Tanguay	13	1	7	8	12
Eloranta	21	1	7	8	19
Zalapski	18	0	8	8	16
Kisio	14	3	4	7	27
MacLellan	28	3	4	7	27
Russell, K	11	2	5	7	7
Lysiak	11	2	5	7	12
Berezan	20	2	5	7	30
Rautakallio	23	2	5	7	8
Murdoch	25	2	5	7	42
Makarov	9	1	6	7	0
Wideman	11	0	7	7	12
Ference	33	0	7	7	37
Kruse	17	4	2	6	28
Moss	17	4	2	6	4
Chiasson	11	3	3	6	9
Clark	26	3	3	6	30
Saprykin	26	3	3	6	14
Clement	32	3	3	6	14
Aucoin	13	2	4	6	6
Nylander	13	0	6	6	2
Marsh	22	0	6	6	27
Kennedy	10	4	1	5	18
Nolan	7	3	2	5	2
Ferland	9	3	2	5	23
Jackson	14	3	2	5	6
Yawney	19	3	2	5	26
Hislop	28	3	2	5	11
Jokinen	6	2	3	5	4
Jones, D.	11	2	3	5	2
Meredith	5	3	1	4	4
Dahlquist	7	3	1	4	4
Gould, B	11	3	1	4	4
Romanchych	7	2	2	4	4
Hunter, M	10	2	2	4	23
Amonte	13	2	2	4	10
Holt	13	2	2	4	52
Nystrom	13	2	2	4	2
Versteeg	4	1	3	4	4
Giordano	13	1	3	4	2
Stajan	14	1	3	4	21
Musil	25	1	3	4	21
Baxter	30	0	4	4	120
Paslawski	6	3	0	3	0
Walz	7	3	0	3	2
Hull	6	2	1	3	0
Comeau	9	2	1	3	8
Tkachuk	9	2	1	3	22
Andersson	5	1	2	3	2
Cammleri	6	1	2	3	2
Colborne	11	1	2	3	20
Primeau	13	1	2	3	18
Kromm	14	1	2	3	13
Montador	20	1	2	3	6

FLAMES CAREER PLAYOFF POINT LEADERS CONTINUED

PLAYER	GP	G	A	PTS	PIM
Unger	4	0	3	3	2
Mulhern	5	0	3	3	5
Ashton	6	0	3	3	2
Glencross	6	0	3	3	12
Skrudland	6	0	3	3	12
Hamrik	13	0	3	3	10
Johnson	17	0	3	3	64
Lemelin (G)	31	0	3	3	0
Vernon (G)	81	0	3	3	18
Lalonde	3	2	0	2	0
Pronovost	6	2	0	2	2
McCarty	7	2	0	2	15
Bollig	11	2	0	2	38
Oliwa	20	2	0	2	6
Stillman	2	1	1	2	0
Lemieux, J	4	1	1	2	0
Lindholm	5	1	1	2	4
Bertuzzi	6	1	1	2	8
Bennett	9	1	1	2	45
Dunn	9	1	1	2	8
Kobasew	33	1	1	2	24
Boldirev	2	0	2	2	2
Ecclestone	4	0	2	2	6
Brouwer	4	0	2	2	0
Pardy	6	0	2	2	5
Raymond	8	0	2	2	0
Manery	9	0	2	2	4
Sarich	12	0	2	2	8
Dahl	16	0	2	2	12
Patrick	16	0	2	2	8
Commodore	20	0	2	2	19
Sheehy	32	0	2	2	104
Dwyer	1	1	0	1	0
Coxe	2	1	0	1	16
Redmond	2	1	0	1	0
Korn	4	1	0	1	12
Murray	4	1	0	1	2
Stone	4	1	0	1	0
Bourque	5	1	0	1	22
Boyd	5	1	0	1	0
Gibbs	5	1	0	1	4
Jalonen	5	1	0	1	0
Mangiapanne	5	1	0	1	0
Ryan	5	1	0	1	2
Zyuzin	5	1	0	1	2
Labraaten	8	1	0	1	4
Fox	2	0	1	1	8
Ingarfield	2	0	1	1	0
Lindberg	2	0	1	1	2
Phillipoff	2	0	1	1	2
Rota	2	0	1	1	26
Tambellini	2	0	1	1	0
Valimaki	2	0	1	1	0
Evason	3	0	1	1	0
Granlund	3	0	1	1	0
Hamilton, D	4	0	1	1	8
Guy	4	0	1	1	23
Hextall	4	0	1	1	16
Huscroft	4	0	1	1	4

PLAYER	GP	G	A	PTS	PIM
Ribble	4	0	1	1	8
Simpson	4	0	1	1	2
Hanifin	5	0	1	1	4
Eriksson	5	0	1	1	2
Johansson	5	0	1	1	2
Matteau	5	0	1	1	0
Smith (G)	5	0	1	1	4
Berube	6	0	1	1	21
Gauthier	6	0	1	1	4
Lundmark	6	0	1	1	7
Lydman	6	0	1	1	2
Stuart	6	0	1	1	6
Churla	7	0	1	1	17
Quinn, P	7	0	1	1	8
Kea	8	0	1	1	9
Frolik	9	0	1	1	2
Keczmer	10	0	1	1	6
Engelland	11	0	1	1	50
Fotiu	11	0	1	1	34
Hrdina	11	0	1	1	2
Schlemko	11	0	1	1	2
Shand	11	0	1	1	57
Vandermeer	13	0	1	1	8
Bourgeois	15	0	1	1	51
Engelland	15	0	1	1	52
McCarthy	17	0	1	1	61
Warrener	37	0	1	1	30
Kiprusoff (G)	52	0	1	1	6
Bolduc	1	0	0	0	0
Bradley	1	0	0	0	0
Carr	1	0	0	0	0
Christoff	1	0	0	0	0
Courteau	1	0	0	0	0
Czarnik	1	0	0	0	0
Glynn	1	0	0	0	0
Hamilton, F	1	0	0	0	0
Hlushko	1	0	0	0	2
Hulse	1	0	0	0	0
Johnson (G)	1	0	0	0	0
Lazar	1	0	0	0	0
MacDonald	1	0	0	0	0
McElhinney (G)	1	0	0	0	0
McLennan (G)	1	0	0	0	12
Priakin	1	0	0	0	0
Sabourin	1	0	0	0	0
Shore	1	0	0	0	2
Torgajev	1	0	0	0	0
Turek (G)	1	0	0	0	0
Wilson, B	1	0	0	0	0
Wolf	1	0	0	0	0
Zaharko	1	0	0	0	0
Bouma	2	0	0	0	2
Carriere	2	0	0	0	2
Evans	2	0	0	0	0
Flett	2	0	0	0	0
Hilliard	2	0	0	0	0
Joseph (G)	2	0	0	0	0
Kryskow	2	0	0	0	2
Lapointe	2	0	0	0	0

FLAMES CAREER PLAYOFF POINT LEADERS CONTINUED

PLAYER	GP	G	A	PTS	PIM
Lemieux, R	2	0	0	0	0
Potter	2	0	0	0	0
Roy	2	0	0	0	0
Seiling	2	0	0	0	0
St. Sauveur	2	0	0	0	0
Sweeney, B	2	0	0	0	0
Wappel	2	0	0	0	4
Cavallini	3	0	0	0	4
Diaz	3	0	0	0	0
Fantenberg	3	0	0	0	6
Leclerc	3	0	0	0	2
McAdam	3	0	0	0	0
Albelin	4	0	0	0	0
Bartkowski	4	0	0	0	0
Brown	4	0	0	0	0
Chiasson	4	0	0	0	2
Deadmarsh	4	0	0	0	17
Elliott (G)	4	0	0	0	0
Ferland	4	0	0	0	7
Henderson	4	0	0	0	0
Leiter	4	0	0	0	2
Lemieux, J	4	0	0	0	0
McCreary	4	0	0	0	0
McDonough	4	0	0	0	2
Neal	4	0	0	0	0
Peters	4	0	0	0	0
Price	4	0	0	0	6

PLAYER	GP	G	A	PTS	PIM
Reese (G)	4	0	0	0	0
Richard	4	0	0	0	2
Stewart	4	0	0	0	10
Tabaracci (G)	4	0	0	0	0
Wamsley (G)	4	0	0	0	0
Bouma	5	0	0	0	4
Fenton	5	0	0	0	2
Friesen	5	0	0	0	2
Godard	5	0	0	0	0
Hamonic	5	0	0	0	2
Hathaway	5	0	0	0	14
Jankowski	5	0	0	0	0
Myre (G)	5	0	0	0	0
Bartel	6	0	0	0	16
Wotherspoon	6	0	0	0	0
Gould	7	0	0	0	4
Hiller (G)	7	0	0	0	0
Kyte	7	0	0	0	7
Ramo (G)	7	0	0	0	0
Hale	8	0	0	0	8
Ritchie	8	0	0	0	10
Jooris	9	0	0	0	4
Kidd (G)	9	0	0	0	0
Hindmarch	10	0	0	0	6
Lowry	10	0	0	0	6
Edwards (G)	11	0	0	0	0
Bouchard (G)	12	0	0	0	0
Riggin (G)	14	0	0	0	0

FLAMES CAREER PLAYOFF LEADERS - GOALTENDERS

GOALTENDER	GP	MIN	GA	EN	SO	GAA	WIN	LOSS
Vernon	81	4773	240	4	3	3.02	43	33
Kiprusoff	52	3127	122	4	6	2.34	24	26
Lemelin	31	1619	108	2	1	4.00	11	14
Riggin	14	823	47	1	0	3.43	6	7
Hiller	7	322	14	0	0	2.61	3	3
Kidd	9	517	35	0	1	4.06	3	5
Edwards	11	443	34	1	0	4.60	3	3
Ramo	7	336	16	3	0	2.86	2	3
Joseph	2	79	1	0	0	0.76	1	0
Reese	4	209	17	1	0	4.88	1	3
Myre	5	305	18	1	0	3.54	1	4
Smith	5	319	17	0	1	3.20	1	4
Bouchard	12	701	42	1	0	3.59	1	11
Johnson	1	52	1	1	0	1.15	0	1
McElhinney	1	34	1	0	0	1.76	0	0
McLennan	1	1	0	0	0	0.00	0	0
Turek	1	19	0	0	0	0.00	0	0
Elliott	4	185	12	0	0	3.89	0	3
Tabaracci	4	223	7	0	0	1.88	0	3
Wamsley	4	104	14	0	0	8.08	0	3

FLAMES PLAYOFF TEAM RECORDS

LONGEST STREAKS

WINNING: 6 GAMES

Game 7, 1989 Smythe Division Semi-Finals to Game 1, Campbell Conference Championships, Apr. 15 to May 2, 1989

HOME WINNING: 6 GAMES

Game 2, 1989 Smythe Division Semi-Finals to Game 1, Campbell Conference Championships, Apr. 6 to May 2, 1989

ROAD WINNING: 5 GAMES

Game 5, Western Conference Semi-Finals to Game 1, Stanley Cup Finals, May 1 to May 25, 2004

LOSING: 7 GAMES

Game 1, 1974 Quarter-Finals vs. Philadelphia to Game 1, 1977 Preliminary Round vs. Los Angeles, Apr. 9, 1974 to Apr. 5, 1977

Game 3, 1977 Preliminary Round vs. Los Angeles to Game 2, 1980 Preliminary Round vs. NY Rangers, Apr. 9, 1977 to Apr. 9, 1980

HOME LOSING: 3 GAMES

Game 3, 1974 Quarter-Finals vs. Philadelphia to Game 2, 1976 Preliminary Round vs. Los Angeles, Apr. 12, 1974 to Apr. 8, 1976

Game 4, 1986 Smythe Division Finals to Game 3, 1986 Campbell Conference Finals vs. St. Louis, Apr. 24 to May 2, 1986

ROAD LOSING: 9 GAMES

Game 1, 1974 Quarter-Finals vs. Philadelphia to Game 2, 1980 Preliminary Round vs. NY Rangers, Apr. 9, 1974 to Apr. 9, 1980

PLAYOFF YEAR - MOST

Games: 26	2004
Home Games: 12	1986, 1989, 2004
Road Games: 14	2004
Wins: 16	1989
Losses: 11	2004
Goals, For: 82	1989
Goals, Against: 69	1986
Power-play Goals, For: 28	1989
Power-play Goals, Against: 21	2004
Shorthanded Goals, For: 5	1986
Shorthanded Goals, Against: 5	1983, 1986

PLAYOFF SERIES

MOST GOALS 2 GAME SERIES: 5 (2X)

vs. Detroit, 1977 Preliminary Round vs. Toronto, 1979 Preliminary Round

FEWEST GOALS 2 GAME SERIES: 1

vs. Los Angeles, 1976 Preliminary Round

MOST GOALS 3 GAME SERIES: 15 (2X)

vs. Chicago, 1981 Preliminary Round vs. Winnipeg, 1986 Smythe Division Finals

FEWEST GOALS 3 GAME SERIES: 5

vs. Vancouver, 1982 Smythe Division Semi-Finals

MOST GOALS 4 GAME SERIES: 22

vs. Los Angeles, 1989 Smythe Division Finals

FEWEST GOALS 4 GAME SERIES: 6

vs. Philadelphia, 1974 Quarter-Finals

MOST GOALS 5 GAME SERIES: 30

vs. Los Angeles, 1988 Smythe Division Semi-Finals

FEWEST GOALS 5 GAME SERIES: 13 (2X)

vs. Edmonton, 1983 Smythe Division Finals vs. Montreal, 1986 Stanley Cup Finals

MOST GOALS 6 GAME SERIES: 28

vs. Los Angeles, 1993 Smythe Division Semi-Finals

FEWEST GOALS 6 GAME SERIES: 10

vs. Detroit, 2007 Western Conference Quarter-Finals

MOST GOALS 7 GAME SERIES: 36

vs. San Jose, 1995 Western Conference Quarter-Finals

FEWEST GOALS 7 GAME SERIES: 9

vs. Anaheim, 2017 Western Conference Quarter-Finals

MOST GOALS AGAINST: 35

vs. Edmonton, 1983 Smythe Division Finals

FEWEST GOALS AGAINST: 3

vs. Los Angeles, 1976 Preliminary Round

MOST GOALS AGAINST 2 GAME SERIES: 9

vs. Toronto, 1979 Preliminary Round

FEWEST GOALS AGAINST 2 GAME SERIES: 3

vs. Los Angeles, 1976 Preliminary Round

MOST GOALS AGAINST 3 GAME SERIES: 11

vs. Los Angeles, 1977 Preliminary Round

FEWEST GOALS AGAINST 3 GAME SERIES: 9

vs. Chicago, 1981 Preliminary Round

MOST GOALS AGAINST 4 GAME SERIES: 18

vs. Edmonton, 1988 Smythe Division Finals

FEWEST GOALS AGAINST 4 GAME SERIES: 11

vs. Los Angeles, 1989 Smythe Division Finals

MOST GOALS AGAINST 5 GAME SERIES: 35

vs. Edmonton, 1983 Smythe Division Finals

NHL RECORD

FEWEST GOALS AGAINST 5 GAME SERIES: 8

vs. Chicago, 1989 Campbell Conference Championship

MOST GOALS AGAINST 6 GAME SERIES: 33

vs. Los Angeles, 1993 Smythe Division Semi-Finals

FEWEST GOALS AGAINST 6 GAME SERIES: 12 (2X)

vs. Detroit, 2004 Western Conference Semi-Finals vs. San Jose, 2004 Western Conference Finals

MOST GOALS AGAINST 7 GAME SERIES: 33

vs. Edmonton, 1984 Smythe Division Finals

FEWEST GOALS AGAINST 7 GAME SERIES: 13

vs. Tampa Bay, 2004 Stanley Cup Finals

MOST GOALS BOTH TEAMS: 62

vs. San Jose, 1995 Western Conference Quarter-Finals (Calgary 36, San Jose 26)

FEWEST GOALS BOTH TEAMS: 4

vs. Los Angeles, 1976 Preliminary Round (Calgary 1, Los Angeles 3)

MOST GOALS BOTH TEAMS 2 GAME SERIES: 14

vs. Toronto, 1979 Preliminary Round (Calgary 5, Toronto 9)

FEWEST GOALS BOTH TEAMS 2 GAME SERIES: 4

vs. Los Angeles, 1976 Preliminary Round (Calgary 1, Los Angeles 3)

MOST GOALS BOTH TEAMS 3 GAME SERIES: 24

vs. Chicago, 1981 Preliminary Round (Calgary 15, Chicago 9)

FEWEST GOALS BOTH TEAMS 3 GAME SERIES: 15

vs. Vancouver, 1982 Smythe Division Semi-Finals (Calgary 5, Vancouver 10)

MOST GOALS BOTH TEAMS 4 GAME SERIES: 33

vs. Los Angeles, 1989 Smythe Division Semi-Finals (Calgary, Los Angeles 11)

FEWEST GOALS BOTH TEAMS 4 GAME SERIES: 22

vs. NY Rangers, 1980 Preliminary Round (Calgary 8, Rangers 14)

MOST GOALS BOTH TEAMS 5 GAME SERIES: 48 (2X)

vs. Edmonton, 1983 Smythe Division Finals (Calgary 13, Edmonton 35) vs. Los Angeles, 1988 Smythe Division Semi-Finals (Calgary 30, Los Angeles 18)

FEWEST GOALS BOTH TEAMS 5 GAME SERIES: 23

vs. Chicago, 1989 Campbell Conference Championship (Calgary 15, Chicago 8)

MOST GOALS BOTH TEAMS 6 GAME SERIES: 61

vs. Los Angeles, 1993 Smythe Division Semi-Finals (Calgary 28, Los Angeles 33)

FEWEST GOALS BOTH TEAMS 6 GAME SERIES: 23

vs. Detroit, 2004 Western Conference Semi-Finals (Calgary 11, Detroit 12)

MOST GOALS BOTH TEAMS 7 GAME SERIES: 62

vs. San Jose, 1995 Western Conference Quarter-Finals (Calgary 36, San Jose 26)

NHL RECORD

FLAMES PLAYOFF TEAM RECORDS CONTINUED

PLAYOFF SERIES

FEWEST GOALS BOTH TEAMS 7 GAME SERIES: 23

vs. Anaheim, 2017 Western Conference Quarter-Finals (Calgary 9, Anaheim 14)

MOST POWER-PLAY GOALS FOR: 13
vs. St. Louis, 1986 Campbell Conference Finals**MOST POWER-PLAY GOALS AGAINST: 10**
vs. Los Angeles, 1990 Smythe Division Semi-Finals**MOST POWER-PLAY GOALS BOTH TEAMS: 18**
vs. St. Louis, 1986 Campbell Conference Finals (Calgary 13, St. Louis 5)**MOST SHORTHANDED GOALS FOR: 6**
vs. San Jose, 1995 Western Conference Quarter-Finals**TIES NHL RECORD****MOST SHORTHANDED GOALS AGAINST: 5**
vs. Edmonton, 1983 Smythe Division Finals**MOST SHORTHANDED GOALS BOTH TEAMS: 7**
vs. Edmonton, 1983 Smythe Division Finals (Calgary 2, Edmonton 5)**TIES NHL RECORD****MOST SHUTOUTS FOR: 2 (2X)**

vs. Vancouver, 1989 Smythe Division Semi-Finals, Apr 8, 1989 (Vernon); Apr. 11, 1989 (Vernon)

vs. Detroit, 2004 Western Conference Semi-Finals, May 1, 2004 (Kiprusoff); May 8, 2004 (Kiprusoff)

MOST SHUTOUTS AGAINST: 1 (11X)

vs. Los Angeles, 1976 Preliminary Round, Apr. 8, 1976 (Vachon)

vs. Philadelphia, 1981 Quarter-Finals, Apr. 16, 1981 (St. Croix)

vs. Vancouver, 1984 Smythe Division SF, Apr. 7, 1984 (Brodeur)

vs. Montreal, 1986 Stanley Cup Finals, May 22, 1986 (Roy)

vs. Vancouver, 1994 Western Conference QF, Apr. 18, 1994 (McLean)

vs. Chicago, 1996 Western Conference QF, Apr. 19, 1996 (Belfour)

vs. San Jose, 2004 Western Conference SF, May 13, 2004, (Nabokov)

vs. Tampa Bay, 2004 Stanley Cup Finals, May 31, 2004, (Khabibulin)

vs. Anaheim, 2006 Western Conference QF, May 3, 2006 (Bryzgalov)

vs. San Jose, 2008 Western Conference QF, Apr. 10, 2008 (Nabokov)

vs. Anaheim, 2015 Western Conference SF, May 3, 2015 (Andersen)

PLAYOFF GAME

MOST GOALS: 9 (3X)

Apr. 6, 1988 vs. Los Angeles, 9-2
Apr. 21, 1993 vs. Los Angeles, 9-4
May 11, 1995 at San Jose, 9-2

MOST GOALS AT HOME: 9 (2X)

Apr. 6, 1988 vs. Los Angeles, 9-2
Apr. 21, 1993 vs. Los Angeles, 9-4

MOST GOALS ON ROAD: 9

May 11, 1995 at San Jose, 9-2

MOST GOALS AGAINST: 12

Apr. 10, 1990 at Los Angeles, 4-12

MOST GOALS AGAINST AT HOME: 10

Apr. 17, 1983 vs. Edmonton, 2-10

MOST GOALS AGAINST ON ROAD: 12

Apr. 10, 1990 at Los Angeles, 4-12

MOST DECISIVE WIN: 7 GOALS (2X)

Apr. 6, 1988 vs. Los Angeles, 9-2
May 11, 1995 at San Jose, 9-2

MOST DECISIVE WIN AT HOME: 7 GOALS

Apr. 6, 1988 vs. Los Angeles, 9-2

MOST DECISIVE WIN ON ROAD: 7 GOALS

May 11, 1995 at San Jose, 9-2

MOST DECISIVE LOSS: 8 GOALS (3X)

Apr. 17, 1983 vs. Edmonton, 2-10
Apr. 20, 1983 at Edmonton, 1-9
Apr. 10, 1990 at Los Angeles, 4-12

MOST DECISIVE LOSS AT HOME: 8 GOALS

Apr. 17, 1983 vs. Edmonton, 2-10

MOST DECISIVE LOSS ON ROAD: 8 GOALS (2X)

Apr. 20, 1983 at Edmonton, 1-9
Apr. 10, 1990 at Los Angeles, 4-12

MOST POWER-PLAY GOALS FOR: 4 (2X)

May 4, 1986 vs. St. Louis, 8-2
Apr. 20, 1994 vs. Vancouver, 7-5

MOST POWER-PLAY GOALS AGAINST: 4 (2X)

Apr. 9, 1989 at Vancouver, 3-5
Apr. 7, 2004 at Vancouver, 3-5

MOST POWER-PLAY GOALS, BOTH TEAMS: 7

Apr. 9, 1989 at Vancouver, 3-5,
Calgary 3, Vancouver 4

MOST SHORTHANDED GOALS FOR: 2 (2X)

Apr. 6, 1990 vs. Los Angeles, 8-5
May 11, 1995 at San Jose, 9-2

MOST SHORTHANDED GOALS AGAINST: 3 (2X)

Apr. 17, 1983 vs. Edmonton, 2-10
Apr. 21, 2007 at Detroit, 1-5

TIES NHL RECORD**FASTEST OPENING GOAL FOR: 0:20 (2X)**

May 6, 1986 at St. Louis, 5-3, Joe Mullen;
May 11, 2004 at San Jose, 4-1, Marcus Nilsson

FASTEST OPENING GOAL AGAINST: 0:08

Apr. 7, 1982 at Vancouver, 1-2, Stan Smyl

FASTEST TWO GOALS FOR: 0:14

Apr. 11, 2019 vs. Colorado, 4-0,
3rd period, Backlund (17:01) and Tkachuk (17:15)

FASTEST TWO GOALS AGAINST: 0:08

Apr. 14, 1983 at Edmonton, 3-6,
3rd period, Messier (2:00) and Hughes (2:08)

FASTEST TWO GOALS BOTH TEAMS: 0:15 (2X)

Apr. 17, 1983 vs. Edmonton, 2-10,
1st period, Gretzky (13:42) and Reinhart (13:57)

Apr. 15, 2019 at Colorado, 2-6,
3rd period, E.Johnson (0:54) and Brodie (1:09)

FASTEST THREE GOALS FOR: 3:14

Apr. 21, 1993 vs. Los Angeles, 9-4,
3rd period, Reichel (7:23),
Paslawski (8:14), and Fleury (10:37)

FASTEST THREE GOALS AGAINST: 0:23

Apr. 12, 1979 at Toronto, 4-7,
1st period, Sittler (4:04 & 4:16) and Ellis (4:27)

NHL RECORD**FASTEST THREE GOALS BOTH TEAMS: 0:55**

Apr. 17, 1983 vs. Edmonton, 2-10,
1st period, Gretzky (13:42),
Reinhart (13:57) and Gretzky (14:37)

MOST PENALTY MINUTES FOR: 110

Apr. 10, 1979 vs. Toronto

MOST PENALTY MINUTES AGAINST: 110

Apr. 24, 1986 vs. Edmonton

MOST PENALTY MINUTES BOTH TEAMS: 219

Apr. 10, 1979 vs. Toronto

FEWEST PENALTY MINUTES FOR: 2

Apr. 17, 2017 vs. Anaheim

FEWEST PENALTY MINUTES AGAINST: 2 (3X)

May 19, 1995 vs. San Jose (2 OT)
Apr. 22, 2009 vs. Chicago
Apr. 15, 2015 vs. Vancouver

FEWEST PENALTY MINUTES BOTH TEAMS: 6

May 19, 1995 vs. San Jose (2 OT),
(Flames 4, San Jose 2)

MOST SHOTS ON GOAL FOR: 60

May 19, 1995 vs. San Jose, 4-5 (2 OT)

MOST SHOTS ON GOAL AGAINST: 65

Apr. 11, 1981 at Chicago, 5-4 OT
Apr. 6, 1988 vs. Los Angeles, 9-2

MOST SHOTS ON GOAL BOTH TEAMS: 113

Apr. 11, 1981 at Chicago, 5-4 OT,
(Calgary 48, Chicago 65)

FEWEST SHOTS ON GOAL FOR: 10

Apr. 15, 2008 vs. San Jose, 2-3

FEWEST SHOTS ON GOAL AGAINST: 15

Jun. 7, 2004 at Tampa Bay, 1-2

FEWEST SHOTS ON GOAL BOTH TEAMS: 32

Jun. 7, 2004 at Tampa Bay, 1-2

FLAMES PLAYOFF TEAM RECORDS CONTINUED**PLAYOFF PERIOD****MOST GOALS FOR: 5**

Apr. 21, 1993 vs. Los Angeles,

MOST GOALS AGAINST: 5 (3X)Apr. 22, 1981 at Philadelphia,
4-9, 1st periodApr. 20, 1983 at Edmonton,
1-9, 2nd period
Apr. 10, 1990 at Los Angeles,
4-12, 2nd period**MOST GOALS BOTH TEAMS: 9**Apr. 10, 1990 at Los Angeles,
4-12, 2nd period, Calgary 4,
Los Angeles 5**MOST SHOTS FOR: 22**Apr. 6, 1988 vs. Los Angeles,
9-2, 1st period, 4 goals**MOST SHOTS AGAINST: 27**Apr. 10, 2008 at San Jose,
0-2, 2nd period, 2 goals**MOST SHOTS BOTH TEAMS: 36**Apr. 28, 1981 vs. Minnesota, 1-4,
2nd period, Calgary 18 shots, 1 goal,
Minnesota 18 shots, 2 goals**FEWEST SHOTS FOR: 2 (7X)**Apr. 17, 1981 at Philadelphia,
5-4, 3rd period, no goalsMay 14, 1986 vs. St. Louis,
2-1, 3rd period, no goalsMay 22, 1986 at Montreal,
0-1, 2nd period, no goalsMay 6, 1989 at Chicago,
5-2, 3rd period, two goalsApr. 15, 2004 at Vancouver,
2-1, 3rd period, one goalMay 29, 2004 vs. Tampa Bay,
3-0, 1st period, no goalsApr. 15, 2008 vs. San Jose,
2-3, 1st period, no goals**FEWEST SHOTS AGAINST: 2 (3X)**Apr. 7, 1977 vs. Los Angeles,
3-2, 2nd period, 1 goalApr. 7, 1988 vs. Los Angeles,
6-4, 3rd period, 1 goalApr. 28, 1994 at Vancouver,
2-3 OT, 3rd period, no goals**FEWEST SHOTS BOTH TEAMS: 7**May 29, 2004 vs. Tampa Bay,
3-0, 1st period, Calgary 2 shots,
0 goals, Tampa Bay 5 shots, 0 goals**MOST POWER-PLAY GOALS FOR: 3 (3X)**May 4, 1986 vs. St. Louis, 8-2,
3rd period, Patterson, Quinn, MacInnis
May 12, 1986 at St. Louis, 5-6 OT,
2nd period, Quinn (2), TonelliApr. 9, 1989 at Vancouver, 3-5,
3rd period, Otto, Fleury, Nieuwendyk**MOST POWER-PLAY GOALS AGAINST: 3**

Apr. 11, 1978 vs. Detroit, 3-5, 1st period

MOST POWER-PLAY GOALS BOTH TEAMS: 5Apr. 9, 1989 at Vancouver, 3-5, 3rd period,
Flames (Otto, Fleury, Nieuwendyk), Vancouver
(Reinhart, Nordmark)**MOST SHORTHANDED GOALS FOR: 2**May 11, 1995 at San Jose, 9-2, 1st period,
Mike Sullivan and Ron Stern**MOST SHORTHANDED GOALS AGAINST: 2 (2X)**Apr. 14, 1985 vs. Winnipeg, 3-5, 2nd period,
Smail, BoschmanApr. 21, 2007 at Detroit, 1-5, 2nd period,
Cleary (SH PS), Chelios**MOST SHORTHANDED GOALS BOTH TEAMS: 2 (4X)**Apr. 14, 1983 at Edmonton, 3-6, 3rd period
(Flames, Reinhart - Edmonton, Messier)Apr. 14, 1985 vs. Winnipeg, 3-5, 2nd period
(Winnipeg Smail, Boschman)May 11, 1995 at San Jose, 9-2, 1st period,
Mike Sullivan and Ron SternApr. 21, 2007 at Detroit, 1-5, 2nd period,
Cleary (SH PS), Chelios**MOST PENALTY MINUTES FOR: 94**

Apr. 10, 1979 vs. Toronto, 1-2, 2nd period

MOST PENALTY MINUTES AGAINST: 87

Apr. 10, 1979 vs. Toronto, 1-2, 2nd period

MOST PENALTY MINUTES BOTH TEAMS: 181Apr. 10, 1979 vs. Toronto, 1-2, 2nd period
(Calgary 94, Toronto 87)**OVERTIME****MOST OVERTIME GAMES PLAYOFF YEAR: 7
2004**Apr. 17, vs. Vancouver, 4-5 (3 OT),
Morrison

Apr. 19, vs. Vancouver, 3-2, Gelinás

Apr. 22, at Detroit, 2-1, Gelinás

May 3, vs. Detroit, 1-0, Gelinás

May 9, at San Jose, 4-3, Montador

Jun. 3, at Tampa Bay, 3-2, Saprykin

Jun. 5, vs. Tampa Bay, 2-3 (2 OT), St. Louis

**MOST OVERTIME WINS PLAYOFF YEAR: 5
2004**

Apr. 19, vs. Vancouver, 3-2, Gelinás

Apr. 22, at Detroit, 2-1, Gelinás

May 3, vs. Detroit, 1-0, Gelinás

May 9, at San Jose, 4-3, Montador

Jun. 3, at Tampa Bay, 3-2, Saprykin

**MOST OVERTIME LOSSES PLAYOFF YEAR: 3 (2X)
1986**

Apr. 20, at Edmonton, 5-6, Anderson

May 12, at St. Louis, 5-6, Wickenheiser

May 18, vs. Montreal, 2-3, Skrudland

OVERTIME CONTINUED**1994**

Apr. 26, vs. Vancouver, 1-2, G Courtnall

Apr. 28, at Vancouver, 2-3, Linden

Apr. 30, vs. Vancouver, 3-4, Bure

LONGEST OVERTIME GAME: 50:02 OTApr. 23, 1996 vs. Chicago, 1-2,
Joe Murphy**LONGEST OVERTIME GAME AT HOME: 50:02 OT**

Apr. 23, 1996 vs. Chicago, 1-2, Joe Murphy

LONGEST OVERTIME GAME ON ROAD: 38:08 OTMay 19, 1989 at Montreal, 3-4,
Ryan Walter**SHORTEST OVERTIME GAME: 0:09 OT**May 18, 1986 vs. Montreal, 2-3,
Brian Skrudland**NHL RECORD****SHORTEST OVERTIME GAME AT HOME: 0:09 OT**May 18, 1986 vs. Montreal, 2-3,
Brian Skrudland**NHL RECORD****SHORTEST OVERTIME GAME ON ROAD: 0:12 OT**Apr. 16, 2009 at Chicago, 2-3,
Martin Havlat**20 MINUTE OVERTIME****MOST SHOTS FOR: 17**May 19, 1995 vs. San Jose, 4-5 (2 OT),
1st OT period**MOST SHOTS AGAINST: 17**

Apr. 22, 2007 vs. Detroit, 1-2, 1st OT period

MOST SHOTS BOTH TEAMS: 25

Apr. 11, 1981 at Chicago, 5-4, 1st OT period

May 19, 1995 vs. San Jose, 4-5 (2 OT),
1st OT period**OTHER OVERTIME****MOST SHOTS FOR: 11 (3X)**

Apr. 11, 1981 at Chicago, 5-4, 2nd OT

Apr. 15, 1989 vs. Vancouver, 4-3, 1st OT

May 3, 2004 vs. Detroit, 1-0, 1st OT

MOST SHOTS AGAINST: 12 (2X)

May 3, 2004 vs. Detroit, 1-0, 1st OT

May 9, 2004 at San Jose, 4-3, 1st OT

MOST SHOTS BOTH TEAMS: 22Apr. 15, 1989 vs. Vancouver, 4-3,
1st OT, Calgary 11, Vancouver 11**FEWEST SHOTS FOR: 0 (8X)**

Apr. 8, 1980 at NY Rangers, 1-2, 1st OT

Apr. 20, 1986 at Edmonton, 5-6, 1st OT

May 18, 1986 vs. Montreal, 2-3, 1st OT

Apr. 17, 2004 vs. Vancouver, 4-5, 3rd OT

Jun. 5, 2004 vs. Tampa Bay, 2-3, 2nd OT

Apr. 27, 2006 vs. Anaheim, 2-3, 1st OT

Apr. 22, 2009 vs. Chicago, 2-3, 1st OT

Apr. 17, 2017 vs. Anaheim, 4-5, 1st OT

FLAMES PLAYOFF TEAM RECORDS CONTINUED

OTHER OVERTIME CONTINUED

FEWEST SHOTS AGAINST: 0 (4X)

Apr. 10, 1983 at Vancouver, 4-3, 1st OT
 Apr. 13, 1984 at Edmonton, 6-5, 1st OT
 Apr. 20, 1984 vs. Edmonton, 5-4, 1st OT
 Apr. 19, 2004 at Vancouver, 3-2, 1st OT

FEWEST SHOTS BOTH TEAMS: 1 (6X)

Apr. 20, 1984 vs. Edmonton, 5-4,
 1st OT period, Calgary 1, Edmonton 0
 Apr. 20, 1986 at Edmonton, 5-6,
 1st OT period, Calgary 0, Edmonton 1
 Apr. 17, 2017 vs. Anaheim, 4-5
 1st OT period, Calgary 0, Anaheim 1

May 18, 1986 vs. Montreal, 2-3,
 1st OT period, Calgary 0, Montreal 1
 Apr. 27, 2006 vs. Anaheim, 2-3,
 1st OT period, Calgary 0, Anaheim 1
 Apr. 22, 2009 vs. Chicago, 2-3
 1st OT period, Calgary 0, Chicago 1

INDIVIDUAL RECORDS

PLAYOFF CAREER

MOST GAMES: 99

Jim Peplinski, 1980-1989

MOST GOALS: 35

Joe Mullen, 1986-1990

MOST ASSISTS: 77

Al MacInnis, 1983-1994

MOST POINTS: 102

Al MacInnis, 1983-1994

MOST PENALTY MINUTES: 382

Jim Peplinski, 1980-1989

MOST WINS BY A GOALTENDER: 43

Michael Vernon, 1986-1994

PLAYOFF YEAR

MOST GOALS: 16

Joe Mullen, 1989

MOST ASSISTS: 24

Al MacInnis, 1989

MOST PENALTY MINUTES: 108

Tim Hunter, 1986

MOST POINTS: 31

Al MacInnis, 1989, (7 goals, 24 assists)

MOST WINS BY A GOALTENDER: 16

Michael Vernon, 1989

TIES NHL RECORD

MOST CONSECUTIVE GAMES SCORING POINTS: 19

Al MacInnis, 1989-90 Apr. 13, 1989 to
 May 25, 1989 (17 games), and Apr. 4, 1990 to
 Apr. 6, 1990(2 games), 9 goals, 20 assists,
 29 points

PLAYOFF SERIES

MOST GOALS FOR: 7 (2X)

Hakan Loob vs. Los Angeles,
 1988 Smythe Division Semi-Finals
 (5 games)

Theoren Fleury vs. San Jose, 1995
 Western Conference Quarter-Finals
 (7 games)

PLAYOFF SERIES CONTINUED

MOST GOALS AGAINST: 8

Mark Messier, Edmonton, 1984
 Smythe Division Finals (7 games)

MOST POWER-PLAY GOALS FOR: 5

Ken Houston, 1981
 Quarter-Finals vs. Philadelphia

TIES NHL RECORD

MOST ASSISTS FOR: 11

Al MacInnis vs. Edmonton,
 1984 Smythe Division Finals
 (7 games)

MOST ASSISTS AGAINST: 9 (2X)

Ken Linseman, Philadelphia,
 1981 Quarter-Finals (7 games)

Wayne Gretzky, Edmonton, 1984
 Smythe Division Finals (7 games)

MOST POINTS FOR: 14

Theoren Fleury vs. San Jose,
 1995 Western Conference Quarter-Finals (7
 games), 7 goals, 7 assists

MOST POINTS AGAINST: 14

Wayne Gretzky, Edmonton,
 1983 Smythe Division Finals (5 games),
 6 goals, 8 assists

MOST PENALTY MINUTES FOR: 61

Willi Plett vs. Philadelphia,
 1981 Quarter-Finals (7 games)

MOST PENALTY MINUTES AGAINST: 53

Charlie Bourgeois, St. Louis,
 1986 Campbell Conference Finals
 (7 games)

PLAYOFF GAME

MOST GOALS FOR: 4

Theoren Fleury at San Jose,
 1995 Western Conference Quarter-Finals,
 Game 4, May 13, 1995

MOST GOALS AGAINST: 4 (2X)

Mark Messier, Edmonton,
 1983 Smythe Division Finals,
 Game 1, Apr. 14, 1983

PLAYOFF GAME CONTINUED

Wayne Gretzky, Edmonton,
 1983 Smythe Division Finals,
 Game 3, Apr. 17, 1983

MOST ASSISTS FOR: 4 (2X)

Kent Nilsson vs. Vancouver,
 1983 Smythe Division Semi-Finals,
 Game 2, Apr. 7, 1983

Theoren Fleury at San Jose,
 1995 Western Conference
 Quarter-Finals, Game 3, May 11, 1995

MOST ASSISTS AGAINST: 4 (2X)

Ken Linseman, Philadelphia,
 1981 Quarter-Finals,
 Game 5, Apr. 22, 1981

Wayne Gretzky, Los Angeles,
 1990 Smythe Division Semi-Finals,
 Game 4, Apr. 10, 1990

MOST POINTS FOR: 5 (2X)

Al MacInnis vs. Vancouver,
 1994 Western Conference
 Quarter-Finals, Game 2, Apr. 20, 1994,
 2 goals, 3 assists

Theoren Fleury at San Jose,
 1995 Western Conference
 Quarter-Finals, Game 3, May 11, 1995,
 4 goals, 1 assist

MOST POINTS AGAINST: 7

Wayne Gretzky, Edmonton,
 1983 Smythe Division Finals,
 Game 3, Apr. 17, 1983, 4 goals, 3 assists

NHL RECORD

MOST PENALTY MINUTES FOR: 31

Willi Plett vs. Philadelphia,
 1981 Quarter-Finals,
 Game 5, Apr. 22, 1981, 3 minors, 1 major, 2
 game misconducts

MOST PENALTY MINUTES AGAINST: 32

Dave Williams, Toronto,
 1979 Preliminary Round,
 Game 1, Apr. 10, 1979, 1 minor, 2 majors,
 1-10 minute misconduct, 1 game misconduct

INDIVIDUAL RECORDS CONTINUED

PLAYOFF PERIOD

MOST GOALS FOR: 2 (19X)

Al MacInnis (3x)
 vs. Montreal, 1989 Stanley Cup Championship, Game 1, 1st period, May 14, 1989
 vs. Los Angeles, 1990 Smythe Division Semi-Finals, Game 1, 1st period, Apr. 4, 1990
 vs. Vancouver, 1994 Western Conference Quarter-Finals, Game 2, 1st period, Apr. 20, 1994
 Doug Gilmour (2x)
 vs. Los Angeles, 1989 Smythe Division Finals, Game 2, 1st period, Apr. 20, 1989
 at Los Angeles, 1989 Smythe Division Finals, Game 3, 3rd period, Apr. 22, 1989
 Dan Quinn (2x)
 vs. St. Louis, 1986 Campbell Conference Finals, Game 5, 2nd period, May 10, 1986
 at St. Louis, 1986 Campbell Conference Finals, Game 6, 2nd period, May 12, 1986
 Eric Vail
 vs. NY Rangers, 1980 Preliminary Round, Game 3, 2nd period, Apr. 11, 1980
 Randy Holt
 vs. Philadelphia, 1981 Quarter-Finals, Game 4, 3rd period, Apr. 20, 1981
 Paul Reinhart
 at Edmonton, 1983 Smythe Division Finals, Game 1, 3rd period, Apr. 14, 1983
 Doug Risebrough
 vs. St. Louis, 1986 Campbell Conference Finals, Game 2, 1st period, May 2, 1986
 Mike Bullard
 1987 Smythe Division Semi-Finals, Game 2, 2nd period, Apr. 9, 1987
 Mike Sullivan
 at San Jose, 1995 Western Conference Quarter-Finals, Game 3, May 11, 1995
 Theoren Fleury
 at San Jose, 1995 Western Conference Quarter-Finals, Game 4, May 13, 1995
 Steve Chiasson
 vs. Chicago, 1996 Western Conference Quarter-Finals, Game 3, Apr. 21, 1996
 Jarome Iginla
 vs. Anaheim, 2006 Western Conference Quarter-Finals, Game 4, 3rd period, Apr. 27, 2006
 David Moss
 vs. Chicago, 2009 Western Conference Quarter-Finals, Game 3, 3rd period, Apr. 20, 2009

Olli Jokinen
 vs. Chicago, 2009 Western Conference Quarter-Finals, Game 4, 2nd period, Apr. 22, 2009
 Jiri Hudler
 vs. Vancouver, 2015 Western Conference Quarter-Finals, Game 6, 3rd period, Apr. 25, 2015
MOST GOALS AGAINST: 3
 Rick MacLeish, Philadelphia, 1974 Quarter-Finals, Game 2, 2nd period, Apr. 11, 1974
 Brian Propp, Philadelphia, 1981 Quarter-Finals, Game 5, 1st period, Apr. 22, 1982
TIES NHL RECORD

MOST ASSISTS FOR: 2 (48X)

Al MacInnis (7x)
 vs. Edmonton, 1984 Smythe Division Finals, Game 5, 2nd period, Apr. 18, 1984
 vs. Edmonton, 1984 Smythe Division Finals, Game 6, 1st period, Apr. 20, 1984
 vs. St. Louis, 1986 Campbell Conference Finals, Game 1, 2nd period, May 2, 1986
 vs. St. Louis, 1986 Campbell Conference Finals, Game 2, 3rd period, May 4, 1986
 vs. Vancouver, 1989 Smythe Division Semi-Finals, Game 4, 3rd period, Apr. 9, 1989
 vs. Vancouver, 1989 Smythe Division Semi-Finals, Game 7, 1st period, Apr. 15, 1989
 vs. Los Angeles, 1993 Smythe Division Semi-Finals, Game 2, 3rd period, Apr. 21, 1993
 Gary Roberts (4x)
 at Los Angeles, 1989 Smythe Division Finals, Game 3, 3rd period, Apr. 22, 1989
 at Los Angeles, 1990 Smythe Division Semi-Finals, Game 4, 2nd period, Apr. 10, 1990
 at Edmonton, 1991 Smythe Division Semi-Finals, Game 4, 1st period, Apr. 10, 1991
 vs. Los Angeles, 1993 Smythe Division Semi-Finals, Game 2, 2nd period, Apr. 21, 1993
 Guy Chouinard (4x)
 vs. NY Rangers, 1980 Preliminary Round, Game 3, 2nd period, Apr. 11, 1980
 vs. Philadelphia, 1981 Quarter-Finals, Game 2, 2nd period, Apr. 17, 1981

vs. Philadelphia, 1981 Quarter-Finals, Game 7, 1st period, Apr. 26, 1981
 vs. Vancouver, 1983 Smythe Division Semi-Finals, Game 2, 2nd and 3rd periods
 Paul Reinhart (3x)
 vs. Chicago, 1981 Preliminary Round, Game 1, 3rd period, Apr. 8, 1981
 vs. St. Louis, 1986 Campbell Conference Finals, Game 2, 3rd period, May 4, 1986
 at St. Louis, 1986 Campbell Conference Finals, Game 6, 2nd period, May 12, 1986
 Gary Suter (3x)
 vs. Los Angeles, 1988 Smythe Division Semi-Finals, Game 1, 1st period, Apr. 6, 1988
 vs. Vancouver, 1989 Smythe Division Semi-Finals, Game 4, 1st period, Apr. 9, 1989
 vs. Edmonton, 1991 Smythe Division Semi-Finals, Game 5, 1st period, Apr. 12, 1991
 Jim Peplinski (2x)
 vs. Philadelphia, 1981 Quarter-Finals, Game 4, 3rd period, Apr. 20, 1981
 vs. Montreal, 1986 Stanley Cup Finals, Game 1, 3rd period, May 16, 1986
 Rob Ramage (2x)
 vs. Los Angeles, 1989 Smythe Division Finals, Game 4, 1st period, Apr. 24, 1989
 vs. Montreal, 1989 Stanley Cup Championship, Game 5, 1st period, May 23, 1989
 Sergei Makarov (2x)
 vs. Los Angeles, 1990 Smythe Division Semi-Finals, Game 2, 2nd period, Apr. 6, 1990
 at Los Angeles, 1990 Smythe Division Semi-Finals, Game 4, 2nd period
 Kent Nilsson
 vs. Chicago, 1981 Preliminary Round, Game 1, 2nd period, Apr. 8, 1981
 Bob Murdoch
 vs. Minnesota, 1981 Semi-Finals, Game 4, 3rd period, May 5, 1981
 Doug Risebrough
 vs. Winnipeg, 1985 Smythe Division Semi-Finals, Game 1, 2nd period, Apr. 10, 1985
 Terry Johnson
 at Winnipeg, 1986 Smythe Division Semi-Finals, Game 3, 1st period, Apr. 12, 1986
 John Tonelli
 at Edmonton, 1986 Smythe Division Finals, Game 1, 1st period, Apr. 18, 1986

INDIVIDUAL RECORDS CONTINUED

PLAYOFF PERIOD CONTINUED

Neil Sheehy
vs. St. Louis, 1986 Campbell Conference Finals, Game 2, 1st period, May 4, 1986

Joel Otto
vs. Montreal, 1989 Stanley Cup Championship, Game 1, 1st period, May 14, 1989

Phil Housley
vs. San Jose, 1995 Western Conference Quarter-Finals, Game 1, 3rd period, May 7, 1995

Mike Sullivan
vs. San Jose, 1995 Western Conference Quarter-Finals, Game 2, 1st period, May 9, 1995

German Titov
at San Jose, 1995 Western Conference Quarter-Finals, Game 3, 3rd period, May 11, 1995

Ron Stern
vs. Chicago, 1996 Western Conference Quarter-Finals, Game 3, Apr. 21, 1996

Robyn Regehr
vs. Vancouver, 2004 Western Conference Quarter-Finals, Game 6, 2nd Period, Apr. 17, 2004

Martin Gelinas
vs. Detroit, 2004 Western Conference Semi-Finals, Game 3, 2nd Period, Apr. 27, 2004

Andrew Ference
vs. Anaheim, 2006 Western Conference Quarter-Finals, Game 4, 3rd period, Apr. 27, 2006

Eric Nystrom
vs. Chicago, 2009 Western Conference Quarter-Finals, Game 4, 2nd period, Apr. 22, 2009

Dennis Wideman
vs. Vancouver, 2015 Western Conference Quarter-Finals, Game 4, 1st period, Apr. 21, 2015

Jiri Hudler
vs. Vancouver, 2015 Western Conference Quarter-Finals, Game 6, 2nd period, Apr. 25, 2015

Sean Monahan
vs. Vancouver, 2015 Western Conference Quarter-Finals, Game 6, 3rd period, Apr. 25, 2015

Johnny Gaudreau
vs. Vancouver, 2015 Western Conference Quarter-Finals, Game 6, 3rd period, Apr. 25, 2015

David Jones
vs. Vancouver, 2015 Western Conference Quarter-Finals, Game 6, 3rd period, Apr. 25, 2015

Mikael Backlund
vs. Anaheim, 2017 Western Conference Quarter-Finals, Game 3, 2nd period, Apr. 17, 2017

MOST ASSISTS AGAINST: 3 (2X)

Ken Linseman, Philadelphia, 1981 Quarter-Finals, Game 5, 1st period, Apr. 22, 1981

Dave Ellett, Winnipeg, 1987 Smythe Division Semi-Finals, Game 6, 1st period, Apr. 16, 1987

TIES NHL RECORD**MOST POINTS FOR: 3 (6X)**

Al MacInnis vs. St. Louis, 1986 Campbell Conference Finals, Game 2, 3rd period, May 4, 1986, 1 goal, 2 assists

Dan Quinn at St. Louis, 1986 Campbell Conference Finals, Game 6, 2nd period, May 12, 1986, 2 goals, 1 assist

Theoren Fleury vs. Edmonton, 1991 Smythe Division Semi-Finals, Game 7, 1st period, Apr. 16, 1991, 1 goal, 2 assists

Al MacInnis vs. Vancouver, 1994 Western Conference Quarter-Finals, Game 2, 1st period, Apr. 20, 1994, 2 goals, 1 assist

Steve Chiasson vs. Chicago, 1996 Western Conference Quarter-Finals, Game 3, Apr. 21, 1996, 2 goals, 1 assist

Olli Jokinen vs. Chicago, 2009 Western Conference Quarter-Finals, Game 4, 2nd period, Apr. 22, 2009, 2 goals, 1 assist

MOST POINTS AGAINST: 3 (12X)

Wayne Gretzky, Edmonton, (2x) 1983 Smythe Division Finals, Game 3, 1st period, Apr. 17, 1983, 2 goals, 1 assist

1990 Smythe Division Semi-Finals, Game 4, 2nd period, Apr. 10, 1990, 1 goal, 2 assists

Rick MacLeish, Philadelphia, 1974 Quarter-Finals, Game 2, 2nd period, Apr. 11, 1974, 3 goals

Vaclav Nedomansky, Detroit, 1978 Preliminary Round, Game 1, 1st period, Apr. 11, 1978, 1 goal, 2 assists

Brian Propp, Philadelphia, 1981 Quarter-Finals, Game 5, 1st period, Apr. 22, 1981, 3 goals

Ken Linseman, Philadelphia, 1981 Quarter-Finals, Game 5, 1st period, Apr. 22, 1981, 3 assists

Greg Paslawski, St. Louis, 1986 Campbell Conference Finals, Game 6, 3rd period, May 12, 1986, 2 goals, 1 assist

Mats Naslund, Montreal, 1986 Stanley Cup Finals, Game 3, 1st period, May 20, 1986, 2 goals, 1 assist

Dave Ellett, Winnipeg, 1987 Smythe Division Semi-Finals, Game 6, 1st period, 3 assists

Tomas Sandstrom, Los Angeles, 1990 Smythe Division Semi-Finals, Game 4, 2nd period, Apr. 10, 1990, 1 goal, 2 assists

Jeremy Roenick, San Jose, 2008 Western Conference Quarter-Finals, Game 7, 2nd period, Apr. 22, 2008, 2 goals, 1 assist

Kris Versteeg, Chicago, 2009 Western Conference Quarter-Finals, Game 4, 2nd period, Apr. 22, 2009, 1 goal, 2 assists

MOST PENALTY MINUTES FOR: 30

Curt Bennett vs. Philadelphia, 1974 Quarter-Finals, Game 3, 2nd period, Apr. 12, 1974, 2 majors, 1 10-minute misconduct, 1 game misconduct

MOST PENALTY MINUTES AGAINST: 35

Dave Semenko, Edmonton, 1983 Smythe Division Finals, Game 3, 1st period, Apr. 17, 1983, 1 major, 1 10-minute misconduct, 1 game misconduct, 1 match penalty

FASTEST TWO GOALS, ONE PLAYER: 1:37

Dan Quinn at St. Louis, 1986 Campbell Conference Finals, Game 6, 2nd period, May 12, 1986, 0:20 and 1:57 vs. Rick Wamsley

ALL-TIME PLAYOFF SERIES

YEAR	RESULT	SCORE	SERIES
2018-19	Lost to Colorado	1 - 4	Western Conference Quarter-Finals
2017-18	Did Not Qualify for Playoffs		
2016-17	Lost to Anaheim	0 - 4	Western Conference Quarter-Finals
2015-16	Did Not Qualify for Playoffs		
2014-15	Defeated Vancouver	4 - 2	Western Conference Quarter-Final
	Lost to Anaheim	1 - 4	Western Conference Semi-Final
2013-14	Did Not Qualify for Playoffs		
2012-13	Did Not Qualify for Playoffs		
2011-12	Did Not Qualify for Playoffs		
2010-11	Did Not Qualify for Playoffs		
2009-10	Did Not Qualify for Playoffs		
2008-09	Lost to Chicago	2 - 4	Western Conference Quarter-Final
2007-08	Lost to San Jose	3 - 4	Western Conference Quarter-Final
2006-07	Lost to Detroit	2 - 4	Western Conference Quarter-Final
2005-06	Lost to Anaheim	3 - 4	Western Conference Quarter-Final
2004-05	NHL Lockout		
2003-04	Defeated Vancouver	4 - 3	Western Conference Quarter-Final
	Defeated Detroit	4 - 2	Western Conference Semi-Final
	Defeated San Jose	4 - 2	Western Conference Final
	Lost to Tampa Bay	3 - 4	Stanley Cup Final
2002-03	Did Not Qualify for Playoffs		
2001-02	Did Not Qualify for Playoffs		
2000-01	Did Not Qualify for Playoffs		
1999-00	Did Not Qualify for Playoffs		
1998-99	Did Not Qualify for Playoffs		
1997-98	Did Not Qualify for Playoffs		
1996-97	Did Not Qualify for Playoffs		
1995-96	Lost to Chicago	0 - 4	Western Conference Quarter-Final
1994-95	Lost to San Jose	3 - 4	Western Conference Quarter-Final
1993-94	Lost to Vancouver	3 - 4	Western Conference Quarter-Final
1992-93	Lost to Los Angeles	2 - 4	Division Semi-Final
1991-92	Did Not Qualify for Playoffs		
1990-91	Lost to Edmonton	3 - 4	Division Semi-Final
1989-90	Lost to Los Angeles	2 - 4	Division Semi-Final
1988-89	Defeated Vancouver	4 - 3	Division Semi-Final
	Defeated Los Angeles	4 - 0	Smythe Division Final
	Defeated Chicago	4 - 1	Campbell Conference Final
	Defeated Montreal	4 - 2	Stanley Cup Final
1987-88	Defeated Los Angeles	4 - 1	Division Semi-Final
	Lost to Edmonton	0 - 4	Smythe Division Final
1986-87	Lost to Winnipeg	2 - 4	Division Semi-Final
1985-86	Defeated Winnipeg	3 - 0	Division Semi-Final
	Defeated Edmonton	4 - 3	Smythe Division Final
	Defeated St. Louis	4 - 3	Campbell Conference Final
	Lost to Montreal	1 - 4	Stanley Cup Final
1984-85	Lost to Winnipeg	1 - 3	Division Semi-Final
1983-84	Defeated Vancouver	3 - 1	Division Semi-Final
	Lost to Edmonton	3 - 4	Smythe Division Final
1982-83	Defeated Vancouver	3 - 1	Division Semi-Final
	Lost to Edmonton	1 - 4	Smythe Division Final
1981-82	Lost to Vancouver	0 - 3	Division Semi-Final
1980-81	Defeated Chicago	3 - 0	Preliminary Round
	Defeated Philadelphia	4 - 3	Quarter-Finals
	Lost to Minnesota	2 - 4	Semi-Finals
1979-80	Lost to NY Rangers	1 - 3	Preliminary Round
1978-79	Lost to Toronto	0 - 2	Preliminary Round
1977-78	Lost to Detroit	0 - 2	Preliminary Round
1976-77	Lost to Los Angeles	1 - 2	Preliminary Round
1975-76	Lost to Los Angeles	0 - 2	Preliminary Round
1974-75	Did Not Qualify for Playoffs		
1973-74	Lost to Philadelphia	0 - 4	Quarter-Finals
1972-73	Did Not Qualify for Playoffs		

YEARS IN PLAYOFFS - 24 OF 38 YEARS (.632 %)

*Excludes Atlanta Flames

WON-LOSS RECORD	SERIES RECORD	RECORD IN 1st ROUND	RECORD IN 2nd ROUND	RECORD IN 3rd ROUND	RECORD IN CUP FINALS
98-113	16-22	8-15	4-4	3-1	1-2
CONFERENCE CHAMPIONSHIPS			STANLEY CUP CHAMPIONSHIPS		
3			1		

ALL-TIME ROSTER

PLAYER	SEASONS	FLAMES CAREER SCORING					PLAYOFF CAREER SCORING					NO.
		GP	G	A	PTS	PIM	GP	G	A	PTS	PIM	
Adduono, Rick	1979-80	3	0	0	0	2	-	-	-	-	-	17
Agostino, Kenny	2013-14, 2015-16	10	1	1	2	0	-	-	-	-	-	51
Ahola, Peter	1993-94	2	0	0	0	2	-	-	-	-	-	38
Albelin, Tommy	1995-96 to 2000-01	339	12	59	71	92	4	0	0	0	0	5
Aliu, Akim	2011-12 to 2012-13	7	2	1	3	26	-	-	-	-	-	29
Allison, Jamie	2001-02	101	3	10	13	163	-	-	-	-	-	7, 2, 33
Amonte, Tony	2005-06 to 2006-07	161	24	48	72	83	13	2	2	4	10	10
Andersson, Erik	1997-98	12	2	1	3	8	-	-	-	-	-	29
Andersson, Niklas	2000-01	11	0	1	1	4	-	-	-	-	-	25
Andersson, Rasmus	2016-17 to 2018-19	90	2	17	19	27	5	1	2	3	2	54, 4
Arnason, Chuck	1973-74	33	7	6	13	13	-	-	-	-	-	14
Arnold, Bill	2013-14	1	0	0	0	0	-	-	-	-	-	46
Ashton, Brent	1992-93	32	8	11	19	41	6	0	3	3	2	15
Aucoin, Adrian	2007-08 to 2008-09	157	20	49	69	83	13	2	4	6	6	33
Babchuk, Anton	2010-11 to 2012-13	104	10	28	38	26	-	-	-	-	-	33
Backlund, Mikael	2008-09 to 2018-19	620	129	191	320	309	20	3	5	8	16	60, 11
Backstrom, Niklas	2015-16	4	0	0	0	0	-	-	-	-	-	32
Baertschi, Sven	2011-12 to 2014-15	61	8	20	28	22	-	-	-	-	-	47, 27
Bancks, Carter	2012-13	2	0	0	0	0	-	-	-	-	-	46
Bartel, Robin	1985-86	1	0	0	0	0	6	0	0	0	16	15
Bartkowski, Matt	2016-17 to 2017-18	42	1	4	5	30	4	0	0	0	0	44
Bassen, Bob	1998-99	41	1	2	3	35	-	-	-	-	-	28
Baxter, Paul	1983-84 to 1986-87	209	16	39	55	568	30	0	4	4	120	4
Beaudoin, Serge	1979-80	3	0	0	0	0	-	-	-	-	-	24
Beers, Eddy	1981-82 to 1985-86	226	87	105	192	232	22	4	6	10	39	27
Begin, Steve	1997-98 & 1999-00	159	15	11	26	214	-	-	-	-	-	57, 7, 26,
	to 2002-03 & 2012-13											33, 28
Belak, Wade	1998-99 to 2000-01	72	0	3	3	218	-	-	-	-	-	29, 4
Belanger, Yves	1977-78 to 1978-79	22	0	0	0	0	-	-	-	-	-	31
Bennett, Curt	1972-73 to 1977-78	405	126	140	266	190	9	1	1	2	45	5, 2
	& 1979-80											
Bennett, Sam	2014-15 to 2018-19	312	55	61	116	264	20	6	5	11	28	63, 93
Berezan, Perry	1984-85 to 1988-89	152	31	42	73	154	20	2	5	7	30	21
Bergqvist, Jonas	1989-90	22	2	5	7	10	-	-	-	-	-	18
Bernhardt, Tim	1982-83	6	0	0	0	0	-	-	-	-	-	29
Bertuzzi, Todd	2008-09	66	15	29	44	74	6	1	1	2	8	7
Berube, Craig	2001-02 to 2002-03	234	10	17	27	628	6	0	1	1	21	23, 16, 27
Betts, Blair	2001-02 to 2003-04	35	3	5	8	12	-	-	-	-	-	15
Bialowas, Dwight	1973-74 to 1974-75	48	3	9	12	22	-	-	-	-	-	22
Billins, Chad	2013-14	10	0	3	3	0	-	-	-	-	-	41
Bodak, Bob	1987-88	3	0	0	0	22	-	-	-	-	-	28
Boldirev, Ivan	1978-79 to 1979-80	65	22	32	54	26	2	0	2	2	2	12
Bolduc, Dan	1983-84	2	0	1	1	0	1	0	0	0	0	32
Bollig, Brandon	2014-15 to 2015-16	116	3	6	9	191	11	2	0	2	38	25, 52
Borschevsky, Nikolai	1994-95	8	0	5	5	7	-	-	-	-	-	16
Botterill, Jason	1999-00 & 2001-02	6	1	0	1	2	-	-	-	-	-	17, 20
Botting, Cam	1975-76	2	0	1	1	0	-	-	-	-	-	24
Bouchard, Dan	1972-73 to 1980-81	398	0	16	16	146	12	0	0	0	0	30
Bouchard, Joel	1994-95 to 1997-98	126	9	12	21	106	-	-	-	-	-	34, 5, 6
Boucher, Bryan	2005-06	3	0	0	0	0	-	-	-	-	-	33
Boughner, Bob	2001-02 to 2002-03	148	5	18	23	293	-	-	-	-	-	6
Bouma, Lance	2010-11 to 2016-17	304	27	40	67	174	5	0	0	0	4	57, 17
Bourgeois, Charles	1981-82 to 1985-86	162	12	34	46	430	15	0	1	1	51	2, 28
Bourque, Rene	2008-09 to 2011-12	249	88	76	164	241	5	1	0	1	22	17
Bouwmeester, Jay	2009-10 to 2012-13	279	18	79	97	134	-	-	-	-	-	4
Bowness, Rick	1975-76 to 1976-77	33	0	4	4	29	-	-	-	-	-	15
Boyd, Dustin	2006-07 to 2009-10	192	28	29	57	35	5	1	0	1	0	41, 16
Bozek, Steve	1983-84 to 1987-88	261	64	79	143	80	31	7	7	14	53	26
Bradley, Brian	1985-86 to 1987-88	45	10	19	29	16	1	0	0	0	0	14
Brathwaite, Fred	1998-99 to 2000-01	138	0	3	3	45	-	-	-	-	-	40
Breen, Chris	2013-14	9	0	2	2	5	-	-	-	-	-	43
Bridgman, Mel	1981-82 to 1982-83	142	45	80	125	197	12	5	4	9	47	26

ALL-TIME ROSTER CONTINUED

PLAYER	SEASONS	FLAMES CAREER SCORING					PLAYOFF CAREER SCORING					NO.
		GP	G	A	PTS	PIM	GP	G	A	PTS	PIM	
Brigley, Travis	1997-98 & 1999-00	19	0	2	2	6	-	-	-	-	-	43, 26
Brochu, Martin	2000-01	0	0	0	0	0	-	-	-	-	-	30
Brodie, T.J.	2010-11 to 2018-19	570	44	203	247	158	20	3	8	11	8	66, 7
Brouwer, Troy	2016-17 to 2017-18	150	19	28	47	84	4	0	2	2	0	36
Brown, Arnie	1972-73 to 1973-74	63	3	6	9	46	4	0	0	0	0	19
Brubaker, Jeff	1983-84	4	0	0	0	19	-	-	-	-	-	29
Bucyk, Randy	1987-88	2	0	0	0	0	-	-	-	-	-	18
Bullard, Mike	1986-87 to 1987-88	136	76	81	157	102	12	4	5	9	8	22, 25
Bure, Valeri	1997-98 to 2000-01	256	93	99	192	100	-	-	-	-	-	8
Bureau, Marc	1989-90 to 1990-91 & 1999-00	19	1	3	4	8	-	-	-	-	-	33, 7
Butler, Chris	2011-12 to 2013-14	194	5	34	39	92	-	-	-	-	-	44
Buzek, Petr	2001-02 to 2002-03	76	4	8	12	28	-	-	-	-	-	8
Byers, Jerry	1974-75	12	1	1	2	9	-	-	-	-	-	10
Byron, Paul	2011-12 to 2014-15	130	16	30	46	39	-	-	-	-	-	32
Cammalleri, Michael	2008-09 & 2011-12 to 2013-14	216	89	89	178	111	6	1	2	3	2	13, 93
Carr, Gene	1978-79	30	3	8	11	6	1	0	0	0	0	14
Carriere, Larry	1975-76 to 1976-77	100	6	18	24	112	1	0	0	0	2	23
Carson, Brett	2010-11 to 2012-13	18	0	1	1	0	-	-	-	-	-	3
Cassels, Andrew	1997-98 to 1998-99	151	29	52	81	50	-	-	-	-	-	21
Cavallini, Gino	1984-85 to 1985-86	54	13	17	30	40	3	0	0	0	4	6
Cervenka, Roman	2012-13	39	9	8	17	14	-	-	-	-	-	10
Charron, Eric	1997-98 to 1999-00	35	0	1	1	55	-	-	-	-	-	38, 36
Chernomaz, Richard	1987-88 to 1988-89 & 1991-92	14	1	0	1	6	-	-	-	-	-	15, 33
Chiasson, Alex	2016-17	81	12	12	24	46	4	0	0	0	2	39
Chiasson, Steve	1994-95 to 1996-97	168	15	59	74	133	11	3	3	6	9	21
Chorske, Tom	1998-99	7	0	0	0	2	-	-	-	-	-	26
Chouinard, Guy	1974-75 to 1982-83	514	193	336	529	110	41	9	26	35	12	10, 16, 7
Christie, Ryan	2001-02	2	0	0	0	0	-	-	-	-	-	39
Christoff, Steve	1982-83	45	9	8	17	4	1	0	0	0	0	11
Chucko, Kris	2008-09	2	0	0	0	2	-	-	-	-	-	62
Churlia, Shane	1987-88 to 1988-89	34	1	5	6	158	7	0	1	1	17	15
Clark, Chris	1999-00 to 2003-04	278	35	36	71	363	26	3	3	6	30	7, 17, 26
Clement, Bill	1975-76 to 1981-82	444	85	139	224	197	32	3	3	6	14	10
Colborne, Joe	2013-14 to 2015-16	217	37	63	100	104	11	1	2	3	20	8
Comeau, Blake	2011-12 to 2012-13	91	9	13	22	38	-	-	-	-	-	10
Comeau, Rey	1972-73 to 1977-78	468	88	126	214	153	9	2	1	3	8	18
Commodore, Mike	2002-03 to 2003-04	18	0	1	1	44	20	0	2	2	19	2
Conacher, Pat	1995-96	7	0	0	0	0	-	-	-	-	-	11
Conroy, Craig	2000-01 to 2003-04 & 2006-07 to 2010-11	507	97	211	308	276	45	7	15	22	28	22, 24
Corbet, Rene	1998-99 to 1999-00	68	9	14	23	70	-	-	-	-	-	20
Courteau, Yves	1984-85	18	2	5	7	4	1	0	0	0	0	25
Cowan, Jeff	1999-00 to 2001-02	83	14	5	19	130	-	-	-	-	-	38
Coxe, Craig	1987-88	7	2	3	5	32	2	1	0	1	16	18
Craig, Jim	1979-80	4	0	0	0	0	-	-	-	-	-	1
Cundari, Mark	2012-13 to 2013-14	8	1	2	3	2	-	-	-	-	-	42
Curtale, Tony	1980-81	2	0	0	0	0	-	-	-	-	-	3
Cyr, Denis	1980-81 to 1982-83	66	14	15	29	13	-	-	-	-	-	9, 12
Czarnik, Austin	2018-19	54	6	12	18	8	1	0	0	0	0	27
D'Amour, Marc	1985-86	16	0	0	0	22	-	-	-	-	-	1
Dadswell, Doug	1986-87 to 1987-88	27	0	2	2	2	-	-	-	-	-	36
Dahl, Kevin	1992-93 to 1995-96 & 1997-98	179	7	22	29	149	16	0	2	2	12	4
Dahlquist, Chris	1992-93 to 1993-94	151	4	18	22	118	7	3	1	4	4	5
Dawes, Nigel	2009-10	66	14	18	32	18	-	-	-	-	-	15
Deadmarsh, Butch	1972-73 to 1973-74	61	7	1	8	97	4	0	0	0	17	10
DeGray, Dale	1985-86 to 1986-87	28	6	7	13	29	-	-	-	-	-	28
Desbiens, Guillaume	2011-12	10	0	0	0	25	-	-	-	-	-	26
Diaz, Raphael	2014-15	56	2	2	4	10	3	0	0	0	0	33

ALL-TIME ROSTER CONTINUED

PLAYER	SEASONS	FLAMES CAREER SCORING					PLAYOFF CAREER SCORING					NO.
		GP	G	A	PTS	PIM	GP	G	A	PTS	PIM	
Dingman, Chris	1997-98 to 1998-99	72	3	3	6	166	-	-	-	-	-	7
Dollas, Bobby	1999-00	49	3	7	10	28	-	-	-	-	-	4
Dome, Robert	2002-03	1	0	0	0	0	-	-	-	-	-	38
Domenichelli, Hnat	1996-97 to 1999-00	96	20	23	43	31	-	-	-	-	-	17
Donovan, Shean	2002-03 to 2005-06	175	28	37	65	161	31	5	5	10	29	16
Dowd, Jim	1997-98	48	6	8	14	12	-	-	-	-	-	34
Dubinsky, Steve	1998-99 to 1999-00	84	4	11	15	18	-	-	-	-	-	18
Drury, Chris	2002-03	80	23	30	53	33	-	-	-	-	-	37, 18
Drury, Ted	1993-94	34	5	7	12	26	-	-	-	-	-	27
Dube, Dillon	2018-19	25	1	4	5	4	-	-	-	-	-	29
Dunn, Richie	1982-83	80	3	11	14	47	9	1	1	2	8	6
DuPont, Micki	2001-02 to 2002-03	18	1	2	3	6	-	-	-	-	-	42
Dwyer, Mike	1980-81 to 1981-82	9	0	3	3	4	1	1	0	1	0	29, 26
Eakin, Bruce	1981-82 & 1983-84 to 1984-85	9	2	1	3	4	-	-	-	-	-	19, 22, 25, 32
Eakins, Dallas	2000-01 to 2001-02	20	0	1	1	15	-	-	-	-	-	4, 20, 26
Eaves, Mike	1983-84 to 1985-86	117	28	65	93	30	19	5	5	10	10	7, 17
Ecclestone, Tim	1974-75 to 1977-78	220	28	62	90	92	4	0	2	2	6	14
Edwards, Don	1982-83 to 1984-85	114	0	3	3	6	11	0	0	0	0	1
Eisenhut, Neil	1994-95	3	0	0	0	0	-	-	-	-	-	35
Elliott, Brian	2016-17	49	0	0	0	4	4	0	0	0	0	1
Eloranta, Kari	1981-82 to 1984-85 & 1985-86	255	12	96	108	149	21	1	7	8	19	8, 20, 32
Elson, Turner	2015-16	1	0	1	1	0	-	-	-	-	-	65
Engblom, Brian	1986-87	32	0	4	4	28	-	-	-	-	-	6
Engelland, Deryk	2014-15 to 2016-17	226	9	30	39	192	15	0	1	1	52	29
Eriksson, Anders	2007-08 to 2008-09	61	1	17	18	36	5	0	1	1	2	8
Esau, Len	1993-94 to 1994-95	7	0	3	3	7	-	-	-	-	-	36, 28
Evans, Brennan	2003-04	-	-	-	-	-	2	0	0	0	0	43
Evason, Dean	1995-96	67	7	7	14	38	3	0	1	1	0	20
Fantenberg, Oscar	2018-19	15	0	1	1	7	3	0	0	0	6	3
Fata, Rico	1998-99 to 2000-01	27	0	1	1	10	-	-	-	-	-	62, 44, 15
Feasterstone, Glen	1996-97	13	1	3	4	19	-	-	-	-	-	4
Fenton, Paul	1990-91	31	5	7	12	10	5	0	0	0	2	12
Ference, Brad	2006-07	5	0	0	0	2	-	-	-	-	-	8
Ference, Andrew	2002-03 to 2006-07	224	10	53	63	210	33	0	7	7	37	21
Ferland, Micheal	2014-15 to 2017-18	250	42	47	89	135	13	3	2	5	30	79
Ferguson, Craig	1995-96	8	0	0	0	4	-	-	-	-	-	38
Flett, Bill	1975-76 to 1976-77	102	27	21	48	36	2	0	0	0	0	9
Fleury, Theoren	1988-89 to 1998-99	791	364	466	830	1339	59	29	33	62	97	14
Foo, Spencer	2017-18	4	2	0	2	0	-	-	-	-	-	16
Forslund, Tomas	1991-92 to 1992-93	44	5	11	16	12	-	-	-	-	-	27
Fotiu, Nick	1985-86 to 1986-87	51	5	4	9	166	11	0	1	1	34	22
Fox, Greg	1977-78 to 1978-79	80	1	14	15	95	2	0	1	1	8	2
Friesen, Jeff	2006-07	72	6	6	12	34	5	0	0	0	2	16
Freer, Mark	1993-94	2	0	0	0	4	-	-	-	-	-	16
Frolik, Michael	2015-16 to 2018-19	281	58	77	135	134	9	0	1	1	2	67
Fuhr, Grant	1999-00	23	0	0	0	2	-	-	-	-	-	31
Gagner, Dave	1996-97	82	27	33	60	48	-	-	-	-	-	51
Galiardi, T.J.	2013-14	62	4	13	17	21	-	-	-	-	-	39
Garner, Tyrone	1997-98 to 1998-99	3	0	0	0	0	-	-	-	-	-	37, 1
Gaudreau, Johnny	2013-14 to 2018-19	394	133	254	387	88	20	4	8	12	8	53, 13
Gauthier, Denis	1997-98 to 2003-04	384	13	45	58	515	6	0	1	1	4	24, 3
Gavey, Aaron	1996-97 to 1997-98	67	9	12	21	58	-	-	-	-	-	23
Gelinas, Martin	2002-03 to 2003-04	157	38	49	87	121	26	8	7	15	35	23
Germyn, Carsen	2005-06 to 2006-07	4	0	0	0	0	-	-	-	-	-	39
Gibbs, Barry	1974-75 to 1977-78	208	13	55	68	218	5	1	0	1	4	2
Giguere, Jean-Sebastien	1998-99 to 1999-00	22	0	1	1	6	-	-	-	-	-	47
Gillies, Jon	2016-17 to 2017-18	12	0	0	0	2	0	0	0	0	0	32
Gilmour, Doug	1988-89 to 1991-92	266	81	214	295	286	35	15	13	28	28	39
Giordano, Mark	2005-06 to 2006-07 & 2008-09 to 2018-19	833	129	323	452	711	13	1	3	4	2	46, 5

ALL-TIME ROSTER CONTINUED

PLAYER	SEASONS	FLAMES CAREER SCORING					PLAYOFF CAREER SCORING					NO.
		GP	G	A	PTS	PIM	GP	G	A	PTS	PIM	
Glass, Tanner	2017-18	16	0	0	0	19	-	-	-	-	-	15
Glencross, Curtis	2008-09 to 2014-15	418	144	128	242	290	6	0	3	3	12	20
Glynn, Brian	1987-88 & 1989-90	68	5	14	19	87	1	0	0	0	0	32
Godard, Eric	2006-07 to 2007-08	83	1	2	3	221	5	0	0	0	0	17
Godynyuk, Alexander	1991-92 to 1992-93	33	3	5	8	23	-	-	-	-	-	21
Gorman, Dave	1979-80	3	0	0	0	0	-	-	-	-	-	15
Gould, Bob	1979-80 to 1981-82	20	3	0	3	4	11	3	1	4	4	22, 19
Gould, John	1976-77 to 1978-79	194	35	50	85	47	7	0	0	0	4	21
Granlund, Markus	2013-14 to 2015-16	86	14	14	28	24	3	0	1	1	0	60
Grant, Derek	2015-16	15	0	1	1	2	-	-	-	-	-	57
Gratton, Benoit	1999-00 to 2000-01	24	1	5	6	24	-	-	-	-	-	37, 39
Gratton, Norm	1972-73	29	3	6	9	12	-	-	-	-	-	10
Graves, Hilliard	1974-75 to 1976-77	172	37	54	91	63	-	-	-	-	-	17
Green, Josh	2003-04	36	2	4	6	24	-	-	-	-	-	26
Greentree, Kyle	2008-09	2	0	0	0	0	-	-	-	-	-	47
Greig, Mark	1994-95	8	1	1	2	2	-	-	-	-	-	16
Grimson, Stu	1988-89 to 1989-90	4	0	0	0	22	-	-	-	-	-	18, 35
Grossmann, Nicklas	2016-17	3	0	0	0	2	-	-	-	-	-	8
Guenette, Steve	1989-90 to 1990-91	3	0	0	0	2	-	-	-	-	-	1
Guy, Kevan	1986-87 to 1987-88 & 1990-91 to 1991-92	42	0	7	7	33	4	0	1	1	23	3, 5
Haas, David	1993-94	2	1	1	2	7	-	-	-	-	-	19
Habscheid, Marc	1991-92	46	7	11	18	42	-	-	-	-	-	17
Hagman, Niklas	2009-10 to 2011-12	106	17	25	42	28	-	-	-	-	-	11, 10
Hale, David	2006-07 to 2007-08	69	0	2	2	56	8	0	0	0	8	21
Hampson, Gord	1982-83	4	0	0	0	5	-	-	-	-	-	27
Hamilton, Dougie	2015-16 to 2017-18	245	42	95	137	174	4	0	1	1	8	27
Hamilton, Freddie	2015-16 to 2017-18	38	3	2	5	10	1	0	0	0	0	25
Hamonic, Travis	2017-18 to 2018-19	143	8	22	30	112	5	0	0	0	2	24
Hamrik, Roman	2005-06 to 2006-07	126	14	50	64	144	13	0	3	3	10	4
Hanifin, Noah	2018-19	80	5	28	33	12	5	0	1	1	4	55
Hannan, Scott	2011-12	78	2	10	12	38	-	-	-	-	-	23
Hanowski, Ben	2012-13 to 2013-14	16	1	2	3	2	-	-	-	-	-	58
Hanson, Keith	1983-84	25	0	2	2	77	-	-	-	-	-	6
Harkins, Todd	1991-92 to 1992-93	20	2	3	5	29	-	-	-	-	-	37, 19
Harrer, Tim	1982-83	3	0	0	0	2	-	-	-	-	-	12
Harris, Ron	1972-73	24	2	4	6	8	-	-	-	-	-	5
Harvey, Buster	1974-75 to 1975-76	80	17	27	44	16	-	-	-	-	-	8
Hathaway, Garnet	2015-16 to 2018-19	175	16	24	40	219	5	0	0	0	14	64, 21
Hay, Dwayne	2000-01	49	1	3	4	16	-	-	-	-	-	21
Heaphy, Shawn	1992-93	1	0	0	0	0	-	-	-	-	-	13
Helenius, Sami	1996-97 & 1998-99	7	0	1	1	8	-	-	-	-	-	8, 4
Henderson, Paul	1979-80	30	7	6	13	6	4	0	0	0	0	15, 19
Hentunen, Jukka	2001-02	28	2	3	5	4	-	-	-	-	-	24
Hextall, Bryan	1973-74 to 1974-75	114	20	20	40	117	4	0	1	1	16	20
Hicke, Ernie	1972-73	58	14	23	37	37	-	-	-	-	-	12
Higgins, Christopher	2009-10	12	2	1	3	0	-	-	-	-	-	21
Hiller, Jonas	2014-15 to 2015-16	78	0	0	0	0	7	0	0	0	0	1
Hindmarch, Dave	1980-81 to 1984-85	98	21	17	38	25	10	0	0	0	6	18
Hislop, Jamie	1980-81 to 1983-84	215	37	61	98	65	28	3	2	5	11	17
Hlushko, Todd	1994-95 to 1997-98	76	7	13	20	84	1	0	0	0	2	38, 17, 20
Hoglund, Jonas	1996-97 to 1997-98	118	25	24	49	28	-	-	-	-	-	44
Hogoboam, Bill	1972-73	2	0	0	0	0	-	-	-	-	-	11
Holt, Randy	1980-81 to 1981-82	56	0	5	5	174	13	2	2	4	52	7
Horak, Roman	2011-12 to 2012-13	81	5	13	18	16	-	-	-	-	-	51
Housley, Phil	1994-95 to 1995-96 & 1998-99 to 2000-01	328	50	188	238	140	7	0	9	9	0	6
Houston, Ken	1975-76 to 1981-82	462	128	145	273	516	31	9	9	18	64	24, 6
Hrdina, Jiri	1987-88 to 1990-91	157	36	58	94	63	11	0	1	1	2	17
Hrivik, Marek	2017-18	3	0	0	0	0	-	-	-	-	-	46
Hudler, Jiri	2012-13 to 2015-16	248	68	124	192	69	11	4	4	8	2	24
Hull, Brett	1985-86 to 1987-88	57	27	24	51	12	6	2	1	3	0	16

ALL-TIME ROSTER CONTINUED

PLAYER	SEASONS	FLAMES CAREER SCORING					PLAYOFF CAREER SCORING					NO.
		GP	G	A	PTS	PIM	GP	G	A	PTS	PIM	
Hulse, Cale	1995-96 to 1999-00 & 2005-06	277	10	43	53	449	1	0	0	0	0	29, 32
Hunter, Mark	1988-89 to 1990-91	133	34	26	60	358	10	2	2	4	23	22
Hunter, Tim	1981-82 to 1991-92	545	49	59	108	2405	86	5	6	11	352	19
Huscroft, Jamie	1995-96 to 1996-97	109	3	13	16	279	4	0	1	1	4	7
Huselius, Kristian	2005-06 to 2007-08	216	74	108	182	102	20	2	10	12	14	20
Iginla, Jarome	1995-96 to 2012-13	1219	525	570	1095	831	54	28	21	49	70	24, 12
Ingarfield, Earl Jr.	1979-80 to 1980-81	17	2	3	5	6	2	0	1	1	0	21
Irving, Leland	2011-12 to 2012-13	13	0	1	1	0	-	-	-	-	-	37
Ivanans, Raitis	2010-11 to 2011-12	2	0	0	0	5	-	-	-	-	-	41
Jackman, Tim	2010-11 to 2013-14	209	13	23	36	297	-	-	-	-	-	15
Jackson, Jim	1982-83 to 1984-85	107	15	30	45	20	14	3	2	5	6	16
Jaffray, Jason	2009-10	3	0	0	0	0	-	-	-	-	-	38
Jagr, Jaromir	2017-18	22	1	6	7	10	-	-	-	-	-	68
Jalonen, Kari	1982-83 to 1983-84	34	9	6	15	4	5	1	0	1	0	21
Jankowski, Mark	2016-17 to 2018-19	152	31	26	57	45	5	0	0	0	0	77
Jantunen, Marko	1996-97	3	0	0	0	0	-	-	-	-	-	45
Johansson, Andreas	1999-00	28	3	7	10	14	-	-	-	-	-	21
Johansson, Mathias	2002-03	46	4	5	9	12	-	-	-	-	-	20
Johansson, Roger	1989-90 to 1990-91 & 1992-93	150	8	34	42	157	5	0	1	1	2	21, 34
Johnson, Aaron	2009-10	22	1	2	3	19	-	-	-	-	-	44
Johnson, Chad	2016-17	36	0	0	0	0	1	0	0	0	0	31
Johnson, Terry	1985-86	24	1	4	5	71	17	0	3	3	64	6
Jokinen, Olli	2008-09 to 2011-12	236	59	106	165	169	6	2	3	5	4	21, 13
Jokipakka, Jyrki	2015-16 to 2016-17	56	1	11	12	20	-	-	-	-	-	3
Jones, Blair	2011-12 to 2013-14	50	3	4	7	39	-	-	-	-	-	19
Jones, David	2013-14 to 2015-16	174	32	30	62	38	11	2	3	5	2	54, 19
Jooris, Josh	2014-15 to 2015-16	119	16	21	37	55	9	0	0	0	4	86
Joseph, Curtis	2007-08	9	0	0	0	2	2	0	0	0	0	31
Karlsson, Henrik	2010-11 to 2011-12	26	0	0	0	0	-	-	-	-	-	35
Karpenko, Igor	1998-99	-	-	-	-	-	-	-	-	-	-	29
Kea, Ed	1973-74 to 1978-79	316	22	92	114	283	8	0	1	1	9	24, 19
Keczmer, Dan	1993-94 to 1995-96	98	3	23	26	72	10	0	1	1	6	39
Keetley, Matt	2007-08 to 2009-10	1	0	0	0	0	-	-	-	-	-	36
Kennedy, Sheldon	1994-95 to 1995-96	71	10	15	25	81	10	2	3	5	18	23
Ketter, Kerry	1972-73	41	0	2	2	58	-	-	-	-	-	24
Kidd, Trevor	1991-92 to 1996-97	123	0	9	9	26	9	0	0	0	0	37
Kiprusoff, Miikka	2003-04 to 2012-13	576	0	10	10	43	54	0	1	1	6	34
Kisio, Kelly	1993-94 to 1994-95	63	14	27	41	34	14	3	4	7	27	11
Klimchuk, Morgan	2017-18	1	0	0	0	0	-	-	-	-	-	52
Knight, Corban	2013-14 to 2014-15	9	1	0	1	0	-	-	-	-	-	10
Kobasew, Chuck	2002-03 to 2006-07	210	34	37	71	160	33	1	1	1	24	7, 19
Kohn, Ladislav	1995-96 to 1997-98 & 2002-03	12	1	2	3	4	-	-	-	-	-	46, 43
Kolanos, Krys	2011-12	13	0	1	1	2	-	-	-	-	-	8
Konroyd, Steve	1980-81 to 1985-86 & 1994-95	350	18	83	101	386	24	4	7	11	40	3, 7
Korn, Jim	1989-90	9	0	2	2	26	4	1	0	1	12	26
Kostopoulos, Tom	2010-11 to 2011-12	140	11	15	26	101	-	-	-	-	-	16
Kotalik, Ales	2009-10 to 2010-11	52	7	4	11	37	-	-	-	-	-	26
Kravchuk, Igor	2000-01 to 2001-02	115	4	30	34	23	-	-	-	-	-	25
Krivokrasov, Sergei	1999-00	12	1	10	11	4	-	-	-	-	-	17, 25
Kromm, Richard	1983-84 to 1985-86	189	43	61	104	90	14	1	2	3	13	22
Kronwall, Staffan	2009-10	11	1	2	3	2	-	-	-	-	-	8
Kruse, Paul	1990-91 to 1996-97	246	24	29	53	614	17	2	4	6	28	18, 12
Kryskow, Dave	1975-76	79	15	25	40	65	2	0	0	0	2	8, 20
Kulak, Brett	2014-15 to 2017-18	101	2	9	11	41	-	-	-	-	-	61
Kyllington, Oliver	2015-16 & 2018-19	39	3	5	8	10	-	-	-	-	-	58
Kyte, Jim	1990-91 to 1991-92	63	0	10	10	260	7	0	0	0	7	4
Labraaten, Dan	1980-81 to 1981-82	70	19	19	38	19	8	1	0	1	4	21
Lalonde, Bobby	1977-78 to 1979-80 & 1981-82	155	38	56	94	54	3	2	0	2	0	7, 11

ALL-TIME ROSTER CONTINUED

PLAYER	SEASONS	FLAMES CAREER SCORING					PLAYOFF CAREER SCORING					NO.
		GP	G	A	PTS	PIM	GP	G	A	PTS	PIM	
Lakovic, Sasha	1996-97	19	0	1	1	54	-	-	-	-	-	38
Lamb, Mark	1985-86	1	0	0	0	0	-	-	-	-	-	16
Landry, Eric	1997-98 to 1998-99	15	1	1	2	4	-	-	-	-	-	11, 26
Langkow, Daymond	2005-06 to 2010-11	392	123	165	288	159	26	6	12	18	12	22
Lapointe, Claude	1995-96	32	4	5	9	20	2	0	0	0	0	47
Larose, Guy	1993-94	7	0	1	1	4	-	-	-	-	-	42
Laurence, Red	1978-79	59	14	20	34	6	-	-	-	-	-	17
LaVallee, Kevin	1980-81 to 1982-83	212	66	65	131	63	19	3	6	9	15	15
Lazar, Curtis	2016-17 to 2018-19	70	3	12	15	23	1	0	0	0	0	20
Lebeau, Patrick	1992-93	1	0	0	0	0	-	-	-	-	-	38
Leclerc, Mike	2005-06	15	1	4	5	8	3	0	0	0	2	27
Leeman, Gary	1991-92 to 1992-93	59	11	12	23	37	-	-	-	-	-	11
Leiter, Bobby	1972-73 to 1974-75	234	64	81	145	41	4	0	0	0	2	16
Lemelin, Rejean	1978-79 to 1986-87	324	0	15	15	53	31	0	3	3	0	1, 31
Lemieux, Jean	1973-74 to 1975-76	140	10	38	48	35	4	1	1	2	0	20, 6
Lemieux, Jocelyn	1995-96	20	4	4	8	10	4	0	0	0	0	45
Lemieux, Richard	1975-76	1	0	1	1	0	2	0	0	0	0	20
Leopold, Jordan	2002-03 to 2005-06 & 2008-09	233	16	55	71	110	39	0	12	12	18	4, 6, 40
Lessard, Rick	1988-89 & 1990-91	7	0	2	2	2	-	-	-	-	-	3, 32
Letang, Alan	2001-02	2	0	0	0	0	-	-	-	-	-	2
Letourneau-Leblond, Pierre-Luc	2011-12	3	0	0	0	10	-	-	-	-	-	24
Lever, Don	1979-80 to 1981-82	113	48	58	106	66	20	5	8	13	20	12, 9
Lindberg, Chris	1991-92 to 1992-93	79	11	17	28	35	2	0	1	1	2	32, 11
Lindholm, Elias	2018-19	81	27	51	78	20	5	1	1	2	4	28
Lindsay, Bill	1999-00 to 2000-01	132	9	21	30	183	-	-	-	-	-	22
Lombardi, Matthew	2003-04 to 2008-09	347	65	102	167	225	33	2	8	10	10	49, 18
Lombreg, Ryan	2017-18 to 2018-19	11	0	1	1	32	-	-	-	-	-	56
Loob, Hakan	1983-84 to 1988-89	450	193	236	429	189	73	26	28	54	16	12
Lowry, Dave	2000-01 to 2003-04	193	31	38	69	131	10	0	0	0	6	10
Loyns, Lynn	2003-04 to 2005-06	13	0	2	2	2	-	-	-	-	-	20, 37
Lundmark, Jamie	2005-06 to 2006-07 & 2008-09 to 2009-10	99	16	23	39	72	6	0	1	1	7	24, 27, 45
Lydman, Toni	2000-01 to 2003-04	289	19	74	93	140	6	0	1	1	2	32
Lysiak, Tom	1973-74 to 1978-79	445	155	276	431	329	11	2	5	7	12	12
MacDermid, Lane	2013-14	7	0	2	2	12	-	-	-	-	-	28
MacDonald, Craig	2005-06	25	3	2	5	8	1	0	0	0	0	29
MacDonald, Joey	2012-13 to 2013-14	32	0	0	0	2	-	-	-	-	-	35
MacInnis, Al	1981-82 to 1993-94	803	213	609	822	944	95	25	77	102	153	11, 22, 2
MacLellan, Brian	1988-89 to 1990-91	134	35	35	70	95	28	3	4	7	27	27
MacMillan, Bill	1972-73	78	10	15	25	52	-	-	-	-	-	20
MacMillan, Bob	1977-78 to 1981-82	308	122	173	295	111	24	8	9	17	16	11
Macoun, Jamie	1982-83 to 1991-92	586	62	184	246	664	84	6	19	25	87	34
Makarov, Sergei	1989-90 to 1992-93	297	94	198	292	199	9	1	6	7	0	42
Maki, Tomi	2006-07	1	0	0	0	0	-	-	-	-	-	57
Malgunas, Stewart	1999-00	4	0	1	1	2	-	-	-	-	-	34
Manery, Randy	1972-73 to 1976-77	377	30	142	172	242	9	0	2	2	4	7
Mangiapanne, Andrew	2017-18 to 2018-19	54	8	5	13	14	5	1	0	1	0	88
Marchment, Bryan	2005-06	37	1	2	3	75	-	-	-	-	-	7
Markwart, Nevin	1991-92	10	2	1	3	25	-	-	-	-	-	23
Marsh, Brad	1978-79 to 1981-82	257	3	41	44	317	22	0	6	6	27	5, 22
Martineau, Don	1973-74	4	0	0	0	2	-	-	-	-	-	24
Matteau, Stephane	1990-91 to 1991-92	82	16	19	35	112	5	0	1	1	0	23
May, Alan	1994-95	7	1	2	3	13	-	-	-	-	-	41
Mayers, Jamal	2009-10	27	1	5	6	53	-	-	-	-	-	19
McAdam, Gary	1981-82	46	12	15	27	18	3	0	0	0	0	28
McAmmond, Dean	2001-02 to 2003-04	137	38	43	81	78	-	-	-	-	-	37
McCarthy, Sandy	1993-94 to 1997-98	276	30	25	55	730	17	0	1	1	61	15
McCarty, Darren	2005-06 to 2006-07	99	7	6	13	175	7	2	0	2	15	25
McCreary, Keith	1972-73 to 1974-75	231	49	50	99	91	4	0	0	0	0	9
McCrimmon, Brad	1987-88 to 1989-90	231	16	67	83	274	37	2	8	10	60	4
McDonald, Lanny	1981-82 to 1988-89	492	215	191	406	408	72	24	23	47	98	9

ALL-TIME ROSTER CONTINUED

PLAYER	SEASONS	FLAMES CAREER SCORING					PLAYOFF CAREER SCORING					NO.
		GP	G	A	PTS	PIM	GP	G	A	PTS	PIM	
McDonough, Al	1973-74	35	10	9	19	15	4	0	0	0	2	14
McElhinney, Curtis	2007-08 to 2009-10	29	0	0	0	2	1	0	0	0	0	31, 1
McGrattan, Brian	2009-10, 2012-13 to 2014-15	137	8	7	15	239	-	-	-	-	-	10, 16
McInnis, Marty	1996-97 to 1998-99	91	23	30	53	42	-	-	-	-	-	18
McKendry, Alex	1980-81	36	3	6	9	19	-	-	-	-	-	26
McLennan, Jamie	2002-03 to 2003-04 & 2006-07	57	0	1	1	34	1	0	0	0	12	33, 29
McTavish, Dale	1996-97	9	1	2	3	2	-	-	-	-	-	41
Meehan, Gerry	1974-75 to 1975-76	62	11	30	41	8	-	-	-	-	-	10
Mercredi, Vic	1974-75	2	0	0	0	0	-	-	-	-	-	10
Meredith, Greg	1980-81 & 1982-83	36	6	4	10	8	5	3	1	4	4	29, 25
Meyer, Stefan	2010-11	16	0	2	2	17	-	-	-	-	-	44
Mikkelsen, Brendan	2010-11	19	0	1	1	2	-	-	-	-	-	29
Millen, Corey	1995-96 to 1996-97	92	15	25	40	42	-	-	-	-	-	34
Miller, Brad	1993-94	8	0	1	1	14	-	-	-	-	-	55, 34
Modin, Fredrik	2010-11	4	0	0	0	0	-	-	-	-	-	19
Mohns, Doug	1973-74	28	0	3	3	10	-	-	-	-	-	2
Mokosak, Carl	1981-82 to 1982-83	42	7	7	14	87	-	-	-	-	-	19, 10
Monahan, Sean	2013-14 to 2018-19	471	172	191	363	94	20	8	5	13	2	23
Montador, Steve	2001-02 to 2005-06	94	4	5	9	201	20	1	2	3	6	58, 5
Morgan, Jason	2003-04	13	0	2	2	2	-	-	-	-	-	46
Morris, Derek	1997-98 to 2001-02	343	34	129	163	385	-	-	-	-	-	53
Morrison, Brendan	2010-11 to 2011-12	94	13	41	54	22	-	-	-	-	-	8
Morrison, Lew	1972-73 to 1973-74	130	7	13	20	19	-	-	-	-	-	8
Morrow, Scott	1994-95	4	0	0	0	0	-	-	-	-	-	27
Moss, David	2006-07 to 2011-12	317	61	63	124	94	17	4	2	6	4	58, 25
Moss, Tyler	1997-98 to 1998-99	17	0	1	1	0	-	-	-	-	-	30
Mottau, Mike	2002-03	4	0	0	0	0	-	-	-	-	-	36
Mrozik, Rick	2002-03	2	0	0	0	0	-	-	-	-	-	51
Mulhern, Richard	1975-76 to 1978-79	207	25	67	92	153	5	0	3	3	5	4
Mullen, Joe	1985-86 to 1989-90	345	190	198	388	95	61	35	20	55	18	7
Murdoch, Bob	1978-79 to 1981-82	262	16	63	79	202	25	2	5	7	42	20
Murray, Bob	1973-74 to 1974-75	104	3	6	9	56	4	1	0	1	2	23
Murray, Marty	1995-96 to 2000-01	26	3	3	6	6	-	-	-	-	-	45, 28, 20
Murzyn, Dana	1987-88 to 1990-91	201	16	39	55	404	32	4	5	9	35	5
Musil, Frank	1990-91 to 1994-95	335	18	45	63	505	25	1	3	4	21	3
Muzzatti, Jason	1992-93 to 1994-95	2	0	0	0	0	-	-	-	-	-	31, 36
Myre, Phil	1972-73 to 1977-78	211	0	5	5	23	5	0	0	0	0	1
Nakladal, Jakub	2015-16	27	2	3	5	6	-	-	-	-	-	33
Nattress, Ric	1987-88 to 1991-92	226	9	53	62	204	38	4	6	10	30	6
Nazarov, Andrei	1998-99 to 1999-00	112	15	31	46	108	-	-	-	-	-	62
Neal, James	2018-19	63	7	12	19	28	4	0	0	0	0	18
Negrin, John	2008-09	3	0	1	1	2	-	-	-	-	-	61
Nemisz, Greg	2010-11 to 2011-12	15	0	1	1	0	-	-	-	-	-	48
Nichol, Scott	2001-02 to 2002-03	128	13	14	27	256	-	-	-	-	-	40
Nieckar, Barry	1994-95	3	0	0	0	12	-	-	-	-	-	28
Niedermayer, Rob	2001-02 to 2002-03	111	14	24	38	91	-	-	-	-	-	44
Nieuwendyk, Joe	1986-87 to 1994-95	577	314	302	616	330	66	32	28	60	36	18, 25
Nieminen, Ville	2003-04	19	3	5	8	18	24	4	4	8	55	24
Nilson, Marcus	2003-04 to 2007-08	194	19	23	42	77	34	4	7	11	14	26
Nilsson, Kent	1979-80 to 1984-85	425	229	333	562	90	33	4	24	28	8	14
Nolan, Owen	2007-08	77	16	16	32	71	7	3	2	5	2	11
Norwood, Lee	1993-94	16	0	1	1	16	-	-	-	-	-	6
Nylander, Michael	1993-94 to 1995-96 & 1997-98 to 1998-99	168	34	74	108	54	13	0	6	6	2	92, 26
Nystrom, Eric	2005-06 & 2007-08 to 2009-10	204	19	20	39	191	13	2	2	4	2	23
O'Brien, Shane	2013-14	45	0	3	3	58	-	-	-	-	-	55
O'Flaherty, Gerry	1978-79	1	1	0	1	2	-	-	-	-	-	18
Oliva, Krzysztof	2003-04	65	3	2	5	247	20	2	0	2	6	33
Olsen, Darryl	1991-92	1	0	0	0	0	-	-	-	-	-	32
Ortio, Joni	2013-14 to 2015-16	22	0	2	2	2	-	-	-	-	-	37
Osiecki, Mark	1991-92	50	2	7	9	24	-	-	-	-	-	55

ALL-TIME ROSTER CONTINUED

PLAYER	SEASONS	FLAMES CAREER SCORING					PLAYOFF CAREER SCORING					NO.
		GP	G	A	PTS	PIM	GP	G	A	PTS	PIM	
O'Sullivan, Chris	1996-97 to 1998-99	49	2	11	13	14	-	-	-	-	-	19
Otto, Joel	1984-85 to 1994-95	730	167	261	428	1642	87	23	38	61	188	29
Pankewicz, Greg	1998-99	17	0	3	3	20	-	-	-	-	-	33
Paradise, Bob	1972-73 to 1973-74	89	1	8	9	116	-	-	-	-	-	6
Pardy, Adam	2008-09 to 2010-11	147	4	22	26	141	6	0	2	2	5	55, 7
Paslawski, Greg	1992-93 to 1993-94	28	6	5	11	2	6	3	0	3	0	23
Patrick, James	1993-94 to 1997-98	217	14	56	70	82	16	0	2	2	8	6, 5, 3
Patterson, Colin	1983-84 to 1990-91	416	88	99	187	187	72	11	16	27	55	11
Pelech, Matt	2008-09	5	0	3	3	9	-	-	-	-	-	56
Peluso, Anthony	2018-19	4	0	0	0	7	-	-	-	-	-	16
Peluso, Mike	1997-98	23	0	0	0	113	-	-	-	-	-	8
Peplinski, Jim	1980-81 to 1989-90	711	161	263	424	1467	99	15	31	46	382	24
	& 1994-95											
Peters, Warren	2008-09	16	1	0	1	12	4	0	0	0	0	63
Petit, Michel	1991-92 to 1993-94	134	8	40	48	243	-	-	-	-	-	7
Petrovicky, Ronald	2000-01 to 2001-02	107	9	12	21	139	-	-	-	-	-	36
Phaneuf, Dion	2005-06 to 2009-10	378	75	153	228	522	25	5	7	12	22	3
Phillipoff, Harold	1977-78 to 1978-79	118	26	53	79	241	2	0	1	1	2	24
Picard, Noel	1972-73	57	1	10	11	53	-	-	-	-	-	22
Piskula, Joe	2011-12	5	0	0	0	2	-	-	-	-	-	43
Plager, Bill	1972-73	76	2	11	13	92	-	-	-	-	-	2
Plett, Willi	1975-76 to 1981-82	452	150	149	299	1267	27	12	6	18	191	22, 25
Poirier, Emile	2014-15 to 2015-16	8	0	1	1	2	-	-	-	-	-	57, 28
Potter, Corey	2014-15	6	0	0	0	0	2	0	0	0	0	28
Priakin, Sergei	1988-89 to 1990-91	46	3	8	11	2	3	0	0	0	0	16
Price, Noel	1972-73 to 1974-75	199	5	40	45	160	4	0	0	0	6	4
Primeau, Wayne	2006-07 to 2008-09	94	6	15	21	76	13	1	2	3	18	19
Pronovost, Jean	1978-79 to 1979-80	155	52	58	110	42	6	2	0	2	4	9
Prout, Dalton	2018-19	20	1	1	2	8	-	-	-	-	-	6
Prust, Brandon	2006-07 & 2008-09 to 2009-10	78	2	5	7	202	-	-	-	-	-	33
Quine, Alan	2018-19	13	3	2	5	6	-	-	-	-	-	89
Quinn, Dan	1983-84 to 1986-87	222	72	119	191	100	29	11	12	23	14	10
Quinn, Pat	1972-73 to 1976-77	374	12	87	99	555	7	0	1	1	8	3
Racine, Yves	1996-97	46	1	15	16	24	-	-	-	-	-	36
Ramage, John	2014-15	1	0	0	0	0	-	-	-	-	-	49
Ramage, Rob	1987-88 to 1988-89	80	4	19	23	193	29	2	14	16	47	55
Ramholt, Tim	2007-08	1	0	0	0	0	-	-	-	-	-	47
Ramo, Karri	2013-14 to 2015-16	111	0	2	2	10	7	0	0	0	0	31
Ranheim, Paul	1988-89 to 1993-94	354	94	100	194	105	19	3	6	9	2	26, 28
Rautakallio, Pekka	1979-80 to 1981-82	235	33	121	154	122	23	2	5	7	8	4
Raymond, Mason	2014-15 to 2015-16	86	16	12	28	16	8	0	2	2	0	21
Redmond, Dick	1977-78	42	7	11	18	16	2	1	0	1	0	5
Reese, Jeff	1991-92 to 1993-94	39	0	5	5	16	4	0	0	0	0	35
Regehr, Richie	2006-07	20	1	3	4	6	-	-	-	-	-	49
Regehr, Robyn	1999-00 to 2010-11	827	29	134	163	802	41	3	12	15	28	28
Reichel, Robert	1990-91 to 1996-97	425	153	201	354	217	26	5	14	19	6	26
Reierson, Dave	1988-89	2	0	0	0	2	-	-	-	-	-	8
Reinhart, Max	2012-13 to 2014-15	23	1	4	5	6	-	-	-	-	-	59
Reinhart, Paul	1979-80 to 1987-88	517	109	335	444	203	76	21	51	72	38	23
Reinprecht, Steve	2003-04 to 2005-06	96	17	41	58	28	-	-	-	-	-	27
Ribble, Pat	1976-77 to 1978-79 & 1981-82 to 1982-83	203	12	31	43	188	4	0	1	1	8	23, 3, 22, 8, 28
Richard, Jacques	1972-73 to 1974-75	215	57	46	103	108	4	0	0	0	2	15
Riggin, Pat	1979-80 to 1981-82	119	0	6	6	11	14	0	0	0	0	31, 1
Rioux, Pierre	1982-83	14	1	2	3	4	-	-	-	-	-	32
Risebrough, Doug	1982-83 to 1986-87	247	68	101	169	583	50	10	17	27	95	8
Ritchie, Byron	2005-06 to 2006-07	109	12	8	20	137	8	0	0	0	10	15
Rittich, David	2016-17 to 2018-19	67	0	0	0	18	-	-	-	-	-	40, 33
Roberts, Gary	1986-87 to 1995-96	585	257	248	505	1736	58	13	30	43	216	32, 10
Roche, Dave	1998-99 to 1999-00	38	3	3	6	49	-	-	-	-	-	25
Rochefort, Leon	1972-73 to 1973-74	110	19	30	49	23	-	-	-	-	-	11

ALL-TIME ROSTER CONTINUED

PLAYER	SEASONS	FLAMES CAREER SCORING					PLAYOFF CAREER SCORING					NO.
		GP	G	A	PTS	PIM	GP	G	A	PTS	PIM	
Roloson, Dwayne	1996-97 to 1997-98	70	0	4	4	12	-	-	-	-	-	30
Romanchych, Larry	1972-73 to 1976-77	288	68	95	163	100	7	2	2	4	4	21, 9
Rota, Darcy	1978-79 to 1979-80	57	19	13	32	70	2	0	1	1	26	18
Roy, Andre	2008-09	44	3	0	3	83	2	0	0	0	0	27
Russell, Kris	2013-14 to 2015-16	198	15	63	78	40	11	2	5	7	7	4
Russell, Phil	1978-79 to 1982-83	322	29	103	132	469	34	3	13	16	70	2, 3, 5
Ryan, Derek	2018-19	81	13	25	38	24	5	1	0	1	2	10
Rychel, Kerby	2018-19	2	0	0	0	0	-	-	-	-	-	39
St. Sauveur, Claude	1975-76	79	24	24	48	23	2	0	0	0	0	11
Sabourin, Dany	2003-04	4	0	1	1	0	-	-	-	-	-	50
Sabourin, Ken	1988-89 to 1990-91	27	1	4	5	72	1	0	0	0	0	23, 55
Saprykin, Oleg	1999-00 to 2003-04	187	29	47	76	132	26	3	3	6	14	19
Sarault, Yves	1995-96	11	2	1	3	4	-	-	-	-	-	36
Sarich, Cory	2007-08 to 2012-13	379	10	49	59	462	12	0	2	2	8	6
Sauve, Philippe	2005-06	8	0	0	0	21	-	-	-	-	-	30
Savard, Marc	1999-00 to 2001-02	221	60	94	154	158	-	-	-	-	-	27
Schlegel, Brad	1993-94	26	1	6	7	4	-	-	-	-	-	21
Schlemko, David	2014-15	19	0	0	0	8	11	0	1	1	2	3
Schulte, Paxton	1996-97	1	0	0	0	2	-	-	-	-	-	35
Scoville, Darrel	1999-00	6	0	0	0	2	-	-	-	-	-	2, 4, 45
Seiling, Rod	1978-79	36	0	4	4	12	2	0	0	0	0	15
Setoguchi, Devin	2014-15	19	3	7	10	4	-	-	-	-	-	22
Shand, Dave	1976-77 to 1979-80	288	14	63	77	324	11	0	1	1	57	8
Shannon, Darryl	1999-00	27	1	8	9	22	-	-	-	-	-	2
Shantz, Jeff	1998-99 to 2001-02	256	33	53	86	151	-	-	-	-	-	11
Sharples, Scott	1991-92	1	0	0	0	0	-	-	-	-	-	1
Sheehy, Neil	1983-84 to 1987-88 & 1991-92	222	13	34	47	725	32	0	2	2	104	5, 15
Shinkaruk, Hunter	2015-16 to 2016-17	14	2	2	4	4	-	-	-	-	-	49
Shore, Drew	2014-15 to 2015-16	13	1	3	4	2	1	0	0	0	2	22
Shore, Nick	2017-18	9	1	2	3	4	-	-	-	-	-	25
Sieloff, Patrick	2015-16	1	1	0	1	2	-	-	-	-	-	50
Simard, Martin	1990-91 to 1991-92	37	1	5	6	172	-	-	-	-	-	38, 13
Simon, Chris	2003-04 to 2005-06	85	11	16	27	119	22	5	3	8	81	15, 17
Simpson, Bobby	1976-77 to 1980-81	127	23	18	41	94	4	0	1	1	2	11, 22
Simpson, Todd	1995-96 to 1998-99	214	4	26	30	500	-	-	-	-	-	40, 27
Sjostrom, Fredrik	2009-10	46	1	5	6	8	-	-	-	-	-	11
Skalde, Jarrod	1995-96	1	0	0	0	0	-	-	-	-	-	38
Skrudland, Brian	1992-93	16	2	4	6	10	6	0	3	3	12	39
Sloan, Blake	2001-02 to 2002-03	74	2	10	12	32	-	-	-	-	-	24
Smid, Ladislav	2013-14 to 2015-16	109	1	6	7	81	-	-	-	-	-	3, 15
Smith, Brad	1979-80 to 1980-81	49	7	4	11	69	-	-	-	-	-	24, 18
Smith, Derek	2011-12 to 2013-14	83	2	11	13	24	-	-	-	-	-	27
Smith, Mark	2007-08	54	1	3	4	59	-	-	-	-	-	16
Smith, Mike	2017-18 to 2018-19	97	0	5	5	10	5	0	1	1	4	41
Smith, Steve	1998-99 to 2000-01	102	1	20	21	139	-	-	-	-	-	55
Smyth, Greg	1991-92 to 1992-93	42	2	3	5	110	-	-	-	-	-	6
Sonnenberg, Martin	2003-04	5	0	0	0	2	-	-	-	-	-	25
Sorochan, Lee	1998-99 to 1999-00	3	0	0	0	0	-	-	-	-	-	33, 32
Staios, Steve	2009-10 to 2010-11	57	4	9	13	40	-	-	-	-	-	27
Stajan, Matt	2009-10 to 2017-18	558	59	131	190	279	14	1	3	4	21	18
Stefaniw, Morris	1972-73	13	1	1	2	2	-	-	-	-	-	19
Stempniak, Lee	2011-12 to 2013-14	160	31	52	83	56	-	-	-	-	-	22
Stern, Ron	1990-91 to 1997-98	396	59	66	125	1288	31	6	6	12	85	22
Stewart, Chris	2017-18	7	1	2	3	0	-	-	-	-	-	8
Stewart, John	1972-73 to 1973-74	142	35	32	67	71	4	0	0	0	10	17
Stiles, Tony	1983-84	30	2	7	9	20	-	-	-	-	-	21
Stillman, Cory	1994-95 to 2000-01	393	109	126	235	192	2	1	1	2	0	20, 16
St. Louis, Martin	1998-99 to 1999-00	69	4	16	20	32	-	-	-	-	-	46, 15
Stone, Michael	2016-17 to 2018-19	115	5	16	21	58	4	1	0	1	0	26
Street, Ben	2012-13 to 2013-14	19	0	2	2	4	-	-	-	-	-	38

ALL-TIME ROSTER CONTINUED

PLAYER	SEASONS	FLAMES CAREER SCORING					PLAYOFF CAREER SCORING					NO.
		GP	G	A	PTS	PIM	GP	G	A	PTS	PIM	
Struch, David	1993-94	4	0	0	0	4	-	-	-	-	-	33
Stuart, Brad	2006-07	27	0	5	5	18	6	0	1	1	6	6
Sullivan, Mike	1993-94 to 1996-97	205	20	28	48	54	18	4	6	10	10	32
Sundblad, Niklas	1995-96	2	0	0	0	0	-	-	-	-	-	35
Suter, Gary	1985-86 to 1993-94	617	128	437	565	872	49	6	33	39	66	20
Sutter, Brett	2008-09 to 2010-11	18	1	1	2	12	-	-	-	-	-	42
Sutter, Ron	2000-01	21	1	3	4	12	-	-	-	-	-	20
Sweeney, Bob	1995-96	6	1	1	2	6	2	0	0	0	0	17
Sweeney, Tim	1990-91 to 1991-92	53	8	11	19	12	-	-	-	-	-	7
Tabaracci, Rick	1994-95 to 1996-97 & 1997-98	97	0	4	4	22	4	0	0	0	0	31
Talafous, Dean	1974-75	18	1	4	5	13	-	-	-	-	-	24
Tambellini, Steve	1983-84 to 1984-85	120	34	20	54	20	2	0	1	1	0	15
Tanguay, Alex	2006-07 to 2007-08 & 2010-11 to 2012-13	342	86	198	284	166	13	1	7	8	12	60, 40
Taylor, Danny	2012-13	2	0	0	0	0	-	-	-	-	-	41
Thompson, Rocky	1997-98 to 1998-99	15	0	0	0	86	-	-	-	-	-	55, 22
Titov, German	1993-94 to 1997-98	345	107	121	228	142	18	7	6	13	14	13
Tkachuk, Matthew	2016-17 to 2018-19	224	71	103	174	228	9	2	1	3	22	19
Tkaczuk, Daniel	2000-01	19	4	7	11	14	-	-	-	-	-	18
Tonelli, John	1985-86 to 1987-88	161	40	76	116	164	31	9	14	23	61	27
Torgaev, Pavel	1995-96 & 1999-00	50	6	12	18	18	1	0	0	0	0	35, 18, 50
Toskala, Vesa	2009-10	6	0	0	0	0	-	-	-	-	-	35
Trefilov, Andrei	1992-93 to 1994-95 & 1998-99	23	0	0	0	6	-	-	-	-	-	1, 35
Turek, Roman	2001-02 to 2003-04	152	0	10	10	18	1	0	0	0	0	1
Turnbull, Randy	1981-82	1	0	0	0	2	-	-	-	-	-	22
Unger, Garry	1979-80	79	17	16	33	39	4	0	3	3	2	17, 7
Vail, Eric	1973-74 to 1981-82	539	206	246	452	246	20	5	6	11	6	22, 25, 27
Valimaki, Juuso	2018-19	24	1	2	3	12	2	0	1	1	0	8
Van Brabant, Bryce	2013-14	6	0	0	0	2	-	-	-	-	-	48
Van der Gulik, David	2008-09	6	0	2	2	0	-	-	-	-	-	59
Vandermeer, James	2007-08 to 2008-09	67	1	8	9	149	13	0	1	1	8	4
Varlamov, Sergei	1997-98 & 1999-00	8	3	0	3	0	-	-	-	-	-	24, 37
Vernon, Michael	1982-83 to 83-84, 85-86 to 93-94 & 2000-01 to 01-02	526	0	34	34	192	81	0	3	3	18	30, 29
Versteeg, Kris	2016-17 to 2017-18	93	18	27	45	52	4	1	3	4	4	10
Vey, Linden	2016-17	4	0	0	0	0	-	-	-	-	-	16
Viitakoski, Vesa	1993-94 to 1995-96	23	2	4	6	8	-	-	-	-	-	32, 19
Volcan, Mickey	1983-84	19	1	4	5	18	-	-	-	-	-	5
Walker, Howard	1982-83	3	0	0	0	7	-	-	-	-	-	12
Walz, Wes	1993-94 to 1994-95	92	17	39	56	27	7	3	0	3	2	17
Wamsley, Rick	1987-88 to 1991-92	111	0	2	2	12	4	0	0	0	0	31
Wappel, Gord	1979-80 to 1981-82	20	1	1	2	10	2	0	0	0	4	24, 2, 21
Ward, Ed	1994-95 to 1998-99	215	16	24	40	284	-	-	-	-	-	42
Warrener, Rhett	2003-04 to 2008-09	231	11	26	37	239	37	0	1	1	30	44
Werenka, Brad	1999-00 to 2000-01	45	2	5	7	37	-	-	-	-	-	33, 2
Westgarth, Kevin	2013-14	48	4	3	7	68	-	-	-	-	-	15
White, Ian	2009-10 to 2010-11	43	6	12	18	18	-	-	-	-	-	3
Whitmore, Kay	2001-02	1	0	0	0	0	-	-	-	-	-	35
Wideman, Dennis	2012-13 to 2016-17	280	32	104	136	126	11	0	7	7	12	26, 6
Wiemer, Jason	1997-98 to 2000-01 & 2005-06	252	34	32	66	567	-	-	-	-	-	24
Wilm, Clarke	1998-99 to 2001-02	303	31	42	73	250	-	-	-	-	-	23
Wilson, Bert	1980-81	50	5	7	12	94	1	0	0	0	0	8
Wilson, Carey	1983-84 to 1987-88 & 1990-91 to 1992-93	355	102	161	263	160	32	6	6	12	10	33
Wilson, Clay	2011-12	5	0	0	0	4	-	-	-	-	-	21
Wilson, Rik	1985-86	2	0	0	0	0	-	-	-	-	-	32
Wolf, David	2014-15	3	0	0	0	2	1	0	0	0	0	45
Wortman, Kevin	1993-94	5	0	0	0	2	-	-	-	-	-	34
Wotherspoon, Tyler	2013-14 to 2016-17	30	0	5	5	4	6	0	0	0	0	56, 26

ALL-TIME ROSTER CONTINUED

PLAYER	SEASONS	FLAMES CAREER SCORING					PLAYOFF CAREER SCORING					NO.
		GP	G	A	PTS	PIM	GP	G	A	PTS	PIM	
Wregget, Ken	1998-99	27	0	1	1	8	-	-	-	-	-	31
Wright, Jamie	2001-02 to 2002-03	63	6	14	20	32	-	-	-	-	-	18
Yawney, Trent	1991-92 to 1995-96	274	11	45	56	368	19	3	2	5	26	18, 8
Yelle, Stephane	2002-03 to 2007-08	339	31	65	96	174	43	6	3	9	32	11, 7
Young, C.J.	1992-93	28	3	2	5	20	-	-	-	-	-	23
Zaharko, Miles	1977-78	71	1	19	20	26	1	0	0	0	0	23
Zalapski, Zarley	1993-94 to 1997-98	178	21	55	76	220	18	0	8	8	16	33
Zemlak, Richard	1991-92	5	0	1	1	42	-	-	-	-	-	21
Zyuzin, Andrei	2006-07	49	1	5	6	30	5	1	0	1	2	7

ALL-TIME SWEATER ROSTER

1	
Myre, Phil	1972-73 to 1977-78
Lemelin, Rejean	1978-79 & 1986-87
Craig, Jim	1979-80
Riggin, Pat	1979-80 to 1981-82
Edwards, Don	1982-83 to 1984-85
D'Amour, Marc	1985-86
Guenette, Steve	1989-90 to 1990-91
Sharples, Scott	1991-92
Treflow, Andrei	1992-93 to 1994-95
Moss, Tyler	1997-98
Garner, Tyrone	1998-99
Turek, Roman	2001-02 to 2003-04
McElhinney, Curtis	2008-09 to 2009-10
Hiller, Jonas	2014-15 to 2015-16
Elliott, Brian	2016-17
2	
Bennett, Curt	1972-73 to 1977-78 & 1979-80
Plager, Bill	1972-73
Mohns, Doug	1973-74
Gibbs, Barry	1974-75 to 1977-78
Fox, Greg	1977-78 to 1978-79
Russell, Phil	1978-79 to 1982-83
Wappel, Gord	1979-80 to 1981-82
Bourgeois, Charles	1981-82
MacInnis, Al	1983-84 to 1993-94
Allison, Jamie	1996-97 to 1997-98
Scoville, Darrel	1999-00
Shannon, Darryl	1999-00
Werenka, Brad	2000-01
Letang, Alan	2001-02
Commodore, Mike	2002-03 to 2003-04
3	
Quinn, Pat	1972-73 to 1976-77
Ribble, Pat	1976-77 to 1978-79 & 1981-82 to 1982-83
Russell, Phil	1978-79 to 1982-83
Curtale, Tony	1980-81
Konroyd, Steve	1980-81 to 1985-86
Guy, Kevan	1986-87 to 1987-88
Lessard, Rick	1988-89 & 1990-91
Musil, Frank	1990-91 to 1994-95
Patrick, James	1995-96 to 1997-98
Gauthier, Denis	1998-99 to 2003-04
Phaneuf, Dion	2005-06 to 2009-10
White, Ian	2009-10 to 2010-11
Carson, Brett	2010-11 to 2012-13
Smid, Ladislav	2013-14
Schlemko, David	2014-15
Jokipakka, Jyrki	2015-16 to 2016-17
Fantenberg, Oscar	2018-19
4	
Price, Noel	1972-73 to 1974-75
Mulhern, Richard	1975-76 to 1978-79
Rautakallio, Pekka	1979-80 to 1981-82
Baxter, Paul	1983-84 to 1986-87
McCrimmon, Brad	1987-88 to 1989-90
Kyte, Jim	1990-91 to 1991-92
Dahl, Kevin	1992-93 to 1995-96 & 1997-98
Featherstone, Glen	1996-97
Helenius, Sami	1998-99
Dollas, Bobby	1999-00
Scoville, Darrel	1999-00
Belak, Wade	2000-01
Eakins, Dallas	2000-01 to 2001-02
Leopold, Jordan	2002-03 to 2003-04
Hamrik, Roman	2005-06 to 2006-07
Vandermeer, Jim	2007-08 to 2008-09
Bouwmeester, Jay	2009-10 to 2012-13
Russell, Kris	2013-14 to 2015-16
Andersson, Rasmus	2018-19
5	
Harris, Ron	1972-73
Bennett, Curt	1972-73 to 1977-78 & 1979-80
Redmond, Dick	1977-78
Marsh, Brad	1978-79 to 1981-82
Russell, Phil	1978-79 to 1982-83
Volcan, Mickey	1983-84
Sheehy, Neil	1983-84 to 1987-88
Murzyn, Dana	1987-88 to 1990-91
Guy, Kevan	1990-91 to 1991-92
Dahlquist, Chris	1992-93 to 1993-94
Patrick, James	1994-95
Bouchard, Joel	1995-96
Albelin, Tommy	1995-96 to 2000-01
Montador, Steve	2002-03 to 2005-06
Giordano, Mark	2005-06 to 2006-07 & 2008-09 to 2018-19
6	
Paradise, Bob	1972-73 to 1973-74
Lemieux, Jean	1973-74 to 1975-76
Houston, Ken	1975-76 to 1981-82
Dunn, Richie	1982-83
Hanson, Keith	1983-84
Cavallini, Gino	1984-85 to 1985-86
Johnson, Terry	1985-86
Engblom, Brian	1986-87
Nattress, Ric	1987-88 to 1991-92
Smyth, Greg	1991-92 to 1992-93
Norwood, Lee	1993-94
Wortman, Kevin	1993-94
Patrick, James	1993-94
Bouchard, Joel	1996-97 to 1997-98
Housley, Phil	1994-95 to 1995-96 & 1998-99 to 2000-01
Boughner, Bob	2001-02 to 2002-03
Leopold, Jordan	2005-06
Stuart, Brad	2006-07
Sarich, Cory	2007-08 to 2012-13
Wideman, Dennis	2013-14 to 2016-17
Prout, Dalton	2018-19
7	
Manery, Randy	1972-73 to 1976-77
Chouinard, Guy	1974-75 to 1982-83
Lalonde, Bobby	1977-78 to 1979-80 & 1981-82
Unger, Gary	1979-80
Holt, Randy	1980-81 to 1981-82
Eaves, Mike	1983-84 to 1985-86
Mullen, Joe	1985-86 to 1989-90
Sweeney, Tim	1990-91 to 1991-92
Petit, Michel	1991-92 to 1993-94
Allison, Jamie	1994-95
Konroyd, Steve	1994-95
Huscroft, Jamie	1995-96 to 1996-97
Dingman, Chris	1997-98 to 1998-99
Begin, Steve	1999-00
Clark, Chris	1999-00
Bureau, Marc	1999-00
Kobasew, Chuck	2002-03 to 2003-04
Marchmont, Bryan	2005-06
Zyuzin, Andrei	2006-07
Yelle, Stephane	2007-08
Bertuzzi, Todd	2008-09
Pardy, Adam	2009-10 to 2010-11
Brodie, T.J.	2011-12 to 2018-19
8	
Morrison, Lew	1972-73 to 1973-74
Harvey, Buster	1974-75 to 1975-76
Kryskow, Dave	1975-76
Shand, Dave	1976-77 to 1979-80
Wilson, Bert	1980-81
Eloranta, Kari	1981-82 to 1982-83
Risebrough, Doug	1982-83 to 1986-87
Reiserson, Dave	1988-89
Yawney, Trent	1995-96
Helenius, Sami	1996-97
Peluso, Mike	1997-98
Bure, Valeri	1997-98 to 2000-01
Buzek, Petr	2001-02 to 2002-03
Ference, Brad	2006-07
Eriksson, Anders	2007-08 to 2008-09
Kronwall, Staffan	2009-10
Morrison, Brendan	2010-11 to 2011-12
Kolanos, Kryz	2011-12
Colborne, Joe	2013-14 to 2015-16
Grossmann, Nicklas	2016-17
Stewart, Chris	2017-18
Valimaki, Juuso	2018-19
9	
McCreary, Keith	1972-73 to 1974-75
Romanchych, Larry	1972-73 to 1976-77
Flett, Bill	1975-76 to 1976-77
Pronovost, Jean	1978-79 to 1979-80
Lever, Don	1979-80 to 1981-82
Cyr, Denis	1980-81 to 1982-83
McDonald, Lanny	1981-82 to 1988-89
10	
Gratton, Norm	1972-73
Deadmarsh, Butch	1972-73 to 1973-74
Byers, Jerry	1974-75
Chouinard, Guy	1974-75 to 1982-83
Meehan, Gerry	1974-75 to 1975-76
Mercredi, Vic	1974-75
Clement, Bill	1975-76 to 1981-82
Mokosak, Carl	1981-82 to 1982-83
Quinn, Dan	1983-84 to 1986-87
Roberts, Gary	1986-87 to 1995-96
Lowry, Dave	2000-01 to 2003-04
Amonte, Tony	2005-06 to 2006-07
McGrattan, Brian	2009-10
Hagman, Niklas	2010-11 to 2011-12
Comeau, Blake	2011-12 to 2012-13
Cervenka, Roman	2012-13
Knight, Corban	2013-14 to 2014-15
Versteeg, Kris	2016-17 to 2017-18
Ryan, Derek	2018-19
11	
Hogoboom, Bill	1972-73
Rochefort, Leon	1972-73 to 1973-74
St. Sauveur, Claude	1975-76

ALL-TIME SWEATER ROSTER CONTINUED

Simpson, Bobby	1976-77 to 1980-81
MacMillan, Bob	1977-78 to 1981-82
Lalonde, Bobby	1977-78 to 1979-80 & 1981-82
MacInnis, Al	1981-82
Christoff, Steve	1982-83
Patterson, Colin	1983-84 to 1990-91
Leeman, Gary	1991-92 to 1992-93
Lindberg, Chris	1992-93
Kisio, Kelly	1993-94 to 1994-95
Conacher, Pat	1995-96
Landry, Eric	1997-98
Shantz, Jeff	1998-99 to 2001-02
Yelle, Stephane	2002-03 to 2006-07
Nolan, Owen	2007-08
Sjostrom, Fredrik	2009-10
Hagman, Mikael	2009-10
Backlund, Mikael	2010-11 to 2018-19

12	
Hicke, Ernie	1972-73
Lysiak, Tom	1973-74 to 1978-79
Boldirev, Ivan	1978-79 to 1979-80
Lever, Don	1979-80 to 1981-82
Cyr, Denis	1980-81 to 1982-83
Harrer, Tim	1982-83
Walker, Howard	1982-83
Loob, Hakan	1983-84 to 1988-89
Fenton, Paul	1990-91
Kruse, Paul	1991-92 to 1996-97
Iginla, Jarome	1996-97 to 2012-13

13	
Simard, Martin	1990-91 to 1991-92
Heaphy, Shawn	1992-93
Titov, German	1993-94 to 1997-98
Jokinen, Olli	2010-11 to 2011-12
Cammalleri, Michael	2008-09 & 2012-13 to 2013-14
Gaudreau, Johnny	2014-15 to 2018-19

14	
Arnason, Chuck	1973-74
McDonough, Al	1973-74
Ecclestone, Tim	1974-75 to 1977-78
Carr, Gene	1978-79
Nilsson, Kent	1979-80 to 1984-85
Bradley, Brian	1985-86 to 1987-88
Fleury, Theoren	1988-89 to 1998-99

15	
Richard, Jacques	1972-73 to 1974-75
Bowness, Rick	1975-76 to 1976-77
Seiling, Rod	1978-79
Gorman, Dave	1979-80
Henderson, Paul	1979-80
LaVallee, Kevin	1980-81 to 1982-83
Tambellini, Steve	1983-84 to 1984-85
Bartel, Robin	1985-86
Churla, Shane	1987-88 to 1988-89
Chernomaz, Richard	1987-88 to 1988-89
Sheehy, Neil	1991-92
Ashton, Brent	1992-93
McCarthy, Sandy	1993-94 to 1997-98
St. Louis, Martin	1999-00
Fata, Rico	1999-00 to 2000-01
Betts, Blair	2001-02 to 2003-04
Simon, Chris	2003-04

Ritchie, Byron	2005-06 to 2006-07
Dawes, Nigel	2009-10
Jackman, Tim	2010-11 to 2013-14
Westgarth, Kevin	2013-14
Smid, Ladislav	2014-15 to 2016-17
Glass, Tanner	2017-18

16	
Leiter, Bobby	1972-73 to 1974-75
Chouinard, Guy	1974-75 to 1981-82
Jackson, Jim	1982-83 to 1984-85
Lamb, Mark	1985-86
Hull, Brett	1985-86 to 1987-88
Priakin, Sergei	1988-89 to 1990-91
Chernomaz, Richard	1991-92
Berube, Craig	1991-92 to 1992-93
Freer, Mark	1993-94
Greig, Mark	1994-95
Borschevsky, Nikolai	1994-95
Stillman, Cory	1995-96 to 2000-01
Berube, Craig	1991-92 to 1992-93 & 2001-02 to 2002-03
Donovan, Shean	2002-03 to 2005-06
Friesen, Jeff	2006-07
Smith, Mark	2007-08
Boyd, Dustin	2008-09 to 2009-10
Kostopoulos, Tom	2010-11 to 2011-12
McGrattan, Brian	2012-13 to 2014-15
Jooris, Josh	2015-16
Vey, Linden	2016-17
Foo, Spencer	2017-18
Peluso, Anthony	2018-19

17	
Stewart, John	1972-73 to 1973-74
Graves, Hilliard	1974-75 to 1976-77
Laurence, Red	1978-79
Unger, Garry	1979-80
Adduono, Rick	1979-80
Hislop, Jamie	1980-81 to 1983-84
Eaves, Mike	1985-86
Hrdina, Jiri	1987-88 to 1990-91
Habscheid, Marc	1991-92
Walz, Wes	1993-94 to 1994-95
Hlushko, Todd	1995-96
Sweeney, Bob	1995-96
Domenicelli, Hnat	1996-97 to 1999-00
Botterill, Jason	1999-00
Krivokrasov, Sergei	1999-00
Clark, Chris	1999-00 to 2003-04
Simon, Chris	2005-06
Godard, Eric	2007-08
Bourque, Rene	2008-09 to 2011-12
Bouma, Lance	2013-14 to 2016-17

18	
Comeau, Rey	1972-73 to 1977-78
O'Flaherty, Gerry	1978-79
Rota, Darcy	1978-79 to 1979-80
Smith, Brad	1979-80 to 1980-81
Hindmarch, Dave	1980-81 to 1984-85
Nieuwendyk, Joe	1986-87
Bucyk, Randy	1987-88
Coxe, Craig	1987-88
Grimson, Stu	1988-89 to 1989-90
Bergqvist, Jonas	1989-90
Kruse, Paul	1990-91
Waynney, Trent	1991-92 to 1994-95

Torgajev, Pavel	1995-96
McInnis, Marty	1996-97 to 1998-99
Dubinsky, Steve	1998-99 to 1999-00
Tkaczuk, Daniel	2000-01
Wright, Jamie	2001-02 to 2002-03
Drury, Chris	2002-03
Lombardi, Matthew	2003-04 to 2008-09
Stajan, Matt	2009-10 to 2017-18
Neal, James	2018-19

19	
Brown, Arnie	1972-73 to 1973-74
Stefaniw, Morris	1972-73
Kea, Ed	1973-74 to 1978-79
Henderson, Paul	1979-80
Gould, Bob	1979-80 to 1981-82
Mokosak, Carl	1981-82 to 1982-83
Eakin, Bruce	1981-82
Hunter, Tim	1981-82 to 1991-92
Harkins, Todd	1992-93
Haas, David	1993-94
Viitakoski, Vesa	1993-94 to 1995-96
O'Sullivan, Chris	1996-97 to 1998-99
Saprykin, Oleg	1999-00 to 2003-04
Kobasew, Chuck	2005-06 to 2006-07
Primeau, Wayne	2006-07 to 2008-09
Mayers, Jamal	2009-10
Modin, Fredrik	2010-11
Jones, Blair	2011-12 to 2013-14
Jones, David	2014-15 to 2015-16
Tkachuk, Matthew	2016-17 to 2018-19

20	
MacMillan, Bill	1972-73
Hextall, Bryan	1973-74 to 1974-75
Lemieux, Jean	1973-74 to 1975-76
Lemieux, Richard	1975-76
Kryskow, Dave	1975-76
Murdoch, Bob	1978-79 to 1981-82
Eloranta, Kari	1981-82 to 1984-85
Suter, Gary	1985-86 to 1993-94
Stillman, Cory	1994-95
Evason, Dean	1995-96
Hlushko, Todd	1996-97 to 1997-98
Corbet, Rene	1998-99 to 1999-00
Murray, Marty	2000-01
Eakins, Dallas	2000-01
Sutter, Ron	2000-01
Botterill, Jason	2001-02
Johansson, Mathias	2002-03
Loyns, Lynn	2003-04
Huselius, Kristian	2005-06 to 2007-08
Glencross, Curtis	2008-09 to 2014-15
Lazar, Curtis	2016-17 to 2018-19

21	
Romanchych, Larry	1972-73 to 1976-77
Gould, John	1976-77 to 1978-79
Wappel, Gord	1979-80 to 1981-82
Ingarfield, Earl Jr.	1979-80 to 1980-81
Labraaten, Dan	1980-81 to 1981-82
Jalonen, Kari	1982-83 to 1983-84
Stiles, Tony	1983-84
Berezan, Perry	1984-85 to 1988-89
Johansson, Roger	1989-90 to 1990-91
Zemlak, Richard	1991-92
Godynyuk, Alexander	1991-92 to 1992-93
Schlegel, Brad	1993-94

ALL-TIME SWEATER ROSTER CONTINUED

Chiasson, Steve	1994-95 to 1996-97	Iginla, Jarome	1995-96 to 1996-97	Reinprecht, Steve	2003-04 to 2005-06
Cassels, Andrew	1997-98 to 1998-99	Gauthier, Denis	1997-98	Leclerc, Mike	2005-06
Johansson, Andreas	1999-00	Hentunen, Jukka	2001-02	Roy, Andre	2008-09
Hay, Dwayne	2000-01	Sloan, Blake	2001-02 to 2002-03	Staios, Steve	2009-10 to 2010-11
Ference, Andrew	2002-03 to 2006-07	Nieminen, Ville	2003-04	Smith, Derek	2011-12 to 2013-14
Hale, David	2006-07 to 2007-08	Wiener, Jason	1997-98 to 2000-01 & 2005-06	Hamilton, Dougie	2015-16 to 2017-18
Jokinen, Olli	2008-09 to 2009-10	Lundmark, Jamie	2005-06	Czarnik, Austin	2018-19
Higgins, Christopher	2009-10	Conroy, Craig	2006-07 to 2010-11	28	
Wilson, Clay	2011-12	Letourneau-Leblond, Pierre-Luc	2011-12	McAdam, Gary	1981-82
Raymond, Mason	2014-15 to 2015-16	Hudler, Jiri	2012-13 to 2015-16	Bourgeois, Charles	1981-82 to 1985-86
Hathaway, Garnet	2017-18 to 2018-19	Hamonic, Travis	2017-18 to 2018-19	DeGray, Dale	1985-86 to 1986-87
22				Bodak, Bob	1987-88
Picard, Noel	1972-73	25		Ranheim, Paul	1988-89 to 1993-94
Vail, Eric	1973-74 to 1981-82	Plett, Willi	1975-76 to 1981-82	Nieckar, Barry	1994-95
Bialowas, Dwight	1973-74 to 1974-75	Meredith, Greg	1982-83	Esau, Len	1994-95
Plett, Willi	1975-76 to 1981-82	Eakin, Bruce	1983-84 to 1984-85	Murray, Marty	1995-96 to 1997-98
Simpson, Bobby	1976-77 to 1980-81	Courteau, Yves	1984-85	Bassen, Bob	1998-99
Marsh, Brad	1978-79 to 1981-82	Bullard, Mike	1986-87 to 1987-88	Regehr, Robyn	1999-00 to 2010-11
Gould, Bob	1979-80 to 1981-82	Nieuwendyk, Joe	1986-87 to 1994-95	Begin, Steve	2012-13
Wappel, Gord	1979-80 to 1981-82	Roche, Dave	1998-99 to 1999-00	MacDermid, Lane	2013-14
Turnbull, Randy	1981-82	Kriovkrasov, Sergei	1999-00	Potter, Corey	2014-15
MacInnis, Al	1982-83	Andersson, Niklas	2000-01	Poirier, Emile	2015-16
Eakin, Bruce	1983-84	Kravchuk, Igor	2000-01 to 2001-02	Lindholm, Elias	2018-19
Kromm, Richard	1983-84 to 1985-86	Sonnenberg, Martin	2003-04	29	
Fotiu, Nick	1985-86 to 1986-87	McCarty, Darren	2005-06 to 2006-07	Dwyer, Mike	1980-81 to 1981-82
Bullard, Mike	1986-87 to 1987-88	Moss, David	2007-08 to 2011-12	Meredith, Greg	1980-81
Hunter, Mark	1988-89 to 1990-91	Bollig, Brandon	2014-15	Bernhardt, Tim	1982-83
Stern, Ron	1990-91 to 1997-98	Hamilton, Freddie	2015-16 to 2017-18	Brubaker, Jeff	1983-84
Thompson, Rocky	1998-99	Shore, Nick	2017-18	Otto, Joel	1984-85 to 1994-95
Lindsay, Bill	1999-00 to 2000-01	26		Hulse, Cale	1995-96 to 1996-97
Conroy, Craig	2000-01 to 2003-04	McKendry, Alex	1980-81	Andersson, Erik	1997-98
Langkow, Daymond	2005-06 to 2010-11	Dwyer, Mike	1980-81 to 1981-82	Karpenko, Igor	1998-99
Stempniak, Lee	2011-12 to 2013-14	Bridgman, Mel	1981-82 to 1982-83	Belak, Wade	1998-99 to 1999-00
Setoguchi, Devin	2014-15	Bozek, Steve	1983-84 to 1987-88	Vernon, Michael	2000-01 to 2001-02
Shore, Drew	2014-15 to 2015-16	Ranheim, Paul	1988-89	McLennan, Jamie	2003-04 & 2006-07
23		Korn, Jim	1989-90	Mikkelsen, Brendan	2010-11
Murray, Bob	1973-74 to 1974-75	Reichel, Robert	1990-91 to 1994-95 & 1996-97	Aliu, Akim	2011-12 to 2012-13
Carriere, Larry	1975-76 to 1976-77	Kohn, Ladislav	1997-98	Engelland, Deryk	2014-15 to 2016-17
Zaharko, Miles	1977-78	Nylander, Michael	1998-99	Dube, Dillon	2018-19
Reinhart, Paul	1979-80 to 1987-88	Landry, Eric	1998-99	30	
Sabourin, Ken	1988-89	Begin, Steve	1999-00 to 2001-02	Bouchard, Dan	1972-73 to 1980-81
Matteau, Stephane	1990-91 to 1991-92	Brigley, Travis	1999-00	Vernon, Michael	1982-83 to 1983-84 & 1985-86 to 1993-94
Berube, Craig	1991-92	Clark, Chris	1999-00	Roloson, Dwayne	1996-97 to 1997-98
Markwart, Nevin	1991-92	Eakins, Dallas	2000-01	Moss, Tyler	1998-99
Young, C.J.	1992-93	Begin, Steve	1999-00 to 2002-03	Brochu, Martin	2000-01
Paslawski, Greg	1992-93 to 1993-94	Green, Josh	2003-04	31	
Kennedy, Sheldon	1994-95 to 1995-96	Nilson, Marcus	2003-04 to 2007-08	Belanger, Yves	1977-78 to 1978-79
Gavey, Aaron	1996-97 to 1997-98	Kotalik, Ales	2009-10 to 2010-11	Lemelin, Rejean	1978-79 to 1986-87
Wilim, Clarke	1998-99 to 2001-02	Desbiens, Guillaume	2011-12	Riggin, Pat	1979-80 to 1981-82
Gelinias, Martin	2002-03 to 2003-04	Wideman, Dennis	2012-13	Wamsley, Rick	1987-88 to 1991-92
Nystrom, Eric	2007-08 to 2009-10	Wotherspoon, Tyler	2014-15 to 2016-17	Muzzatti, Jason	1993-94
Hannan, Scott	2011-12	Stone, Michael	2016-17 to 2018-19	Tabaracci, Rick	1994-95 to 1997-98
Monahan, Sean	2013-14 to 2018-19	27		Wregget, Ken	1998-99
24		Vail, Eric	1973-74 to 1981-82	Fuhr, Grant	1999-00
Ketter, Kerry	1972-73	Beers, Eddy	1981-82 to 1985-86	Szuper, Levente	2002-03
Martineau, Don	1973-74	Hampson, Gord	1982-83	Joseph, Curtis	2007-08
Kea, Ed	1973-74 to 1978-79	Tonelli, John	1985-86 to 1987-88	McElhinney, Curtis	2007-08
Talafous, Dean	1974-75	MacLellan, Brian	1988-89 to 1990-91	Ramo, Karri	2013-14 to 2015-16
Botting, Cam	1975-76	Forslund, Tomas	1991-92 to 1992-93	Johnson, Chad	2016-17
Houston, Ken	1975-76 to 1981-82	Drury, Ted	1993-94	32	
Phillippoff, Harold	1977-78 to 1978-79	Morrow, Scott	1994-95	Rioux, Pierre	1982-83
Beaudoin, Serge	1979-80	Simpson, Todd	1995-96 to 1998-99	Eakin, Bruce	1983-84 to 1984-85
Wappel, Gord	1979-80	Savard, Marc	1999-00 to 2002-03		
Smith, Brad	1979-80	Berube, Craig	2002-03		
Peplinski, Jim	1980-81 to 1989-90 & 1994-95				

ALL-TIME SWEATER ROSTER CONTINUED

Bolduc, Dan	1983-84
Wilson, Rik	1985-86
Eloranta, Kari	1985-86
Roberts, Gary	1986-87
Glynn, Brian	1987-88 & 1989-90
Lessard, Rick	1988-89 & 1990-91
Olsen, Darryl	1991-92
Lindberg, Chris	1991-92 to 1992-93
Viitakoski, Vesa	1993-94
Sullivan, Mike	1993-94 to 1996-97
Sorochan, Lee	1999-00
Lydman, Toni	2000-01 to 2003-04
Hulse, Cale	1997-98 to 1999-00 & 2005-06
Byron, Paul	2011-12 to 2014-15
Backstrom, Niklas	2015-16
Gillies, Jon	2016-17 to 2017-18

33	
Wilson, Carey	1983-84 to 1987-88 & 1990-91 to 1992-93
Chernomaz, Richard	1987-88 to 1988-89
Bureau, Marc	1989-90 to 1990-91
Struch, David	1993-94
Zalapski, Zarley	1993-94 to 1997-98
Pankewicz, Greg	1998-99
Sorochan, Lee	1998-99
Begin, Steve	1999-00
Werenka, Brad	1999-00
Allison, Jamie	2001-02
McLennan, Jamie	2002-03
Oliwa, Krzysztof	2003-04
Auccoin, Adrian	2007-08 to 2008-09
Prust, Brandon	2009-10
Babchuk, Anton	2010-11 to 2012-13
Diaz, Raphael	2014-15
Nakladal, Jakub	2015-16
Rittich, David	2016-17 to 2018-19

34	
Maccoun, Jamie	1982-83 to 1991-92
Johansson, Roger	1992-93
Miller, Brad	1993-94
Wortman, Kevin	1993-94
Bouchard, Joel	1994-95 to 1995-96
Millen, Corey	1995-96 to 1996-97
Dowd, Jim	1997-98
Malgunas, Stewart	1999-00
Kiprusoff, Miikka	2003-04 to 2012-13

35	
Grimson, Stu	1988-89 to 1989-90
Reese, Jeff	1991-92 to 1993-94
Eisenhut, Neil	1994-95
Torgajev, Pavel	1995-96
Sundblad, Niklas	1995-96
Schulte, Paxton	1996-97
Trefilov, Andrei	1998-99
Whitmore, Kay	2001-02
Krahn, Brent	2003-04
Toskala, Vesa	2009-10
Karlsson, Henrik	2010-11 to 2011-12
MacDonald, Joey	2012-13 to 2013-14

36	
Dadswell, Doug	1986-87 to 1987-88
Muzzatti, Jason	1992-93 to 1994-95
Esau, Len	1993-94

Sarault, Yves	1995-96
Racine, Yves	1996-97
Charron, Eric	1999-00
Petrovicky, Ronald	2000-01 to 2001-02
Mottau, Mike	2002-03
Keetley, Matt	2007-08 to 2009-10
Brouwer, Troy	2016-17 to 2017-18

37	
Harkins, Todd	1991-92
Kidd, Trevor	1991-92 to 1996-97
Gagner, Tyrone	1997-98
Gratton, Benoit	1999-00
Varlamov, Sergei	1999-00
Drury, Chris	2002-03
McAmmond, Dean	2001-02 & 2003-04
Prust, Brandon	2006-07
Irving, Leland	2011-12 to 2012-13
Ortjo, Joni	2013-14 to 2015-16

38	
Simard, Martin	1990-91 to 1991-92
Lebeau, Patrick	1992-93
Cowan, Jeff	1999-00 to 2001-02
Dome, Robert	2002-03
Jaffray, Jason	2008-09
Street, Ben	2012-13 to 2013-14

39	
Ahola, Peter	1993-94
Hlushko, Todd	1994-95
Ferguson, Craig	1995-96
Skalde, Jarrod	1995-96
Lakovic, Sasha	1996-97
Charron, Eric	1997-98 to 1998-99
Gilmour, Doug	1988-89 to 1991-92
Skrudland, Brian	1992-93
Keczmer, Dan	1993-94 to 1995-96
Gratton, Benoit	1999-00 to 2000-01
Christie, Ryan	2001-02
Germyn, Carson	2005-06 to 2006-07
Galiardi, T.J.	2013-14
Chiasson, Alex	2016-17
Rychel, Kerby	2018-19

40	
Simpson, Todd	1995-96
Brathwaite, Fred	1998-99 to 2000-01
Nichol, Scott	2001-02 to 2002-03
Leopold, Jordan	2008-09
Tanguay, Alex	2006-07 to 2007-08, 2010-11 to 2012-13

41	
May, Alan	1994-95
McTavish, Dale	1996-97
Boyd, Dustin	2006-07 to 2007-08
Ivanans, Raitis	2010-11 to 2011-12
Taylor, Danny	2012-13
Billins, Chad	2013-14
Smith, Mike	2017-18 to 2018-19

42	
Makarov, Sergei	1989-90 to 1992-93
Larose, Guy	1993-94
Ward, Ed	1994-95 to 1998-99
DuPont, Micki	2001-02 to 2002-03

Sutter, Brett	2008-09 to 2010-11
Cundari, Mark	2012-13 to 2013-14

43	
Brigley, Travis	1997-98
Kohn, Ladislav	2002-03
Piskula, Joe	2011-12
Breen, Chris	2013-14

44	
Hoglund, Jonas	1996-97
Fata, Rico	1998-99
Niedermayer, Rob	2001-02 to 2002-03
Warrener, Rhett	2003-04 to 2008-09
Johnson, Aaron	2009-10
Meyer, Stefan	2010-11
Butler, Chris	2011-12 to 2013-14
Bartkowski, Matt	2016-17 to 2017-18

45	
Murray, Marty	1995-96
Lemieux, Jocelyn	1995-96
Jantunen, Marko	1996-97
Scoville, Darrel	1999-00
Lundmark, Jamie	2008-09 to 2009-10
Wolf, David	2014-15

46	
Kohn, Ladislav	1995-96
St. Louis, Martin	1998-99
Morgan, Jason	2003-04
Giordano, Mark	2005-06 to 2006-07
Bancks, Carter	2012-13
Arnold, Bill	2013-14
Hrivik, Marek	2017-18

47	
Lapointe, Claude	1995-96
Giguere, J.S.	1998-99 to 1999-00
Ramholt, Tim	2007-08
Greentree, Kyle	2008-09
Baertschi, Sven	2011-12 to 2014-15

48	
Nemisz, Greg	2010-11 to 2011-12
Van Brabant, Bryce	2013-14

49	
Lombardi, Matthew	2003-04
Regehr, Richie	2005-06 to 2006-07
Ramage, John	2014-15
Shinkaruk, Hunter	2015-16 to 2016-17

50	
Torgaev, Pavel	1999-00
Sabourin, Dany	2002-03 to 2003-04
Sieloff, Patrick	2015-16

51	
Gagner, Dave	1996-97
Mrozik, Rick	2002-03
Horak, Roman	2011-12 to 2012-13
Agostino, Kenny	2013-14, 2015-16

52	
Bollig, Brandon	2015-16
Klimchuk, Morgan	2017-18

ALL-TIME SWEATER ROSTER CONTINUED

53		
Morris, Derek	1997-98 to 2001-02	
Gaudreau, Johnny	2013-14	

54		
Jones, David	2013-14	
Andersson, Rasmus	2016-17 to 2018-19	

55		
Ramage, Rob	1987-88 to 1988-89	
Sabourin, Ken	1990-91	
Osiecki, Mark	1991-92	
Miller, Brad	1993-94	
Thompson, Rocky	1997-98	
Smith, Steve	1998-99 to 2000-01	
Pardy, Adam	2008-09	
O'Brien, Shane	2013-14	
Hanifin, Noah	2018-19	

56		
Pelech, Matt	2008-09	
Wotherspoon, Tyler	2013-14	
Lomberg, Ryan	2017-18 to 2018-19	

57		
Begin, Steve	1997-98	
Maki, Tomi	2006-07	
Bouma, Lance	2010-11 to 2011-12	
Poirier, Emile	2014-15	
Grant, Derek	2015-16	

58		
Varlamov, Sergei	1997-98	

Montador, Steve	2001-02	
Moss, David	2006-07	
Hanowski, Ben	2012-13 to 2013-14	
Kylington, Oliver	2015-16 & 2018-19	

59		
Van der Gulik, David	2008-09	
Reinhart, Max	2012-13 to 2014-15	

60		
Backlund, Mikael	2008-09 to 2009-10	
Granlund, Markus	2013-14 to 2015-16	

61		
Negrin, John	2008-09	
Kulak, Brett	2014-15 to 2017-18	

62		
Fata, Rico	1998-99	
Nazarov, Andrei	1998-99 to 1999-00	
Chucko, Kris	2008-09	

63		
Peters, Warren	2008-09	
Bennett, Sam	2014-15	

64		
Hathaway, Garnet	2015-16 to 2016-17	

65		
Elson, Turner	2015-16	

66		
Brodie, T.J.	2010-11	

67		
Frolik, Michael	2015-16 to 2018-19	

68		
Jagr, Jaromir	2017-18	

77		
Jankowski, Mark	2016-17 to 2018-19	

79		
Ferland, Micheal	2014-15 to 2017-18	

86		
Jooris, Josh	2014-15	

88		
Mangiapanne, Andrew	2017-18 to 2018-19	

89		
Quine, Alan	2018-19	

92		
Nylander, Michael	1993-94 to 1997-98	

93		
Cammalleri, Michael	2011-12	
Bennett, Sam	2015-16 to 2018-19	



2019-20 NHL ON-ICE OFFICIALS

REFEREES

Anderson, Reid*	49
Blandina, Brandon*	39
Brenk, Jacob	26
Charron, Francis	6
Chmielewski, Tom	18
Dunning, Mitch*	43
Dwyer, Gord	19
Furlatt, Eric	27
Halkidis, Beaudry*	48
Hanson, Trevor	14
Hebert, Ghislain	22
Hebert, Jean	15
Joannette, Marc	25
Kelly, Dan*	45
Kozari, Steve	40
Lambert, Pierre	37
L'Ecuyer, Frederick	17
Lee, Chris	28
Luxmore, Thomas John	21
MacDougall, Peter	38
Markovic, Michael*	47
McCauley, Wes	4

Mclsaac, Jon	2
Meier, Brad	34
Morton, Dean	36
Nicholson, Kendrick	30
O'Donnell, Conor*	39
O'Halloran, Dan	13
O'Rourke, Dan	9
Peel, Tim	20
Pochmara, Brian	16
Pollock, Kevin	33
Rank, Garrett	7
Rehman, Kyle	10
Rooney, Chris	5
Schlenker, Chris	3
Schrader, Brandon*	46
Skilliter, Graham	24
South, Furman*	44
St-Laurent, Francois	8
St. Pierre, Justin	12
Sutherland, Kelly	11
Syvret, Corey*	42
Walsh, Ian	29

LINESMEN

Alphonso, Shandor	52
Amell, Derek	75
Baker, Tyson*	88
Barton, Steve	59
Berg, Devin	87
Brisebois, David	96
Cherrey, Scott	50
Cormier, Michel	76
Daisy, Ryan	81
Devorski, Greg	54
Driscoll, Scott	68
Flemington, Kyle*	55
Fournier, Julien*	56
Galloway, Ryan	82
Gawryletz, Brandon	64
Gawryletz, Travis	67
Gibbons, Ryan	58
Gibbs, Darren	66
Knorr, Trent	63
Kovachik, Brad	71
Mach, Brian	78
MacPherson, Matt	83

Marquis, Jesse*	86
Miller, Steve	89
Mills, Bevan	53
Murchison, Kiel	79
Murphy, Brian	93
Murray, Jonny	95
Nagy, Kory	97
Nansen, Derek	70
Pancich, Bryan	94
Racicot, Pierre	65
Rody, Vaughan	73
Sericolo, Anthony	84
Shewchuk, Mark	92
Smith, Andrew	51
Suchanek, Libor	60
Tobias, James	61
Toomey, Travis*	90

* Minor League Official



2019-20 NHL CRITICAL DATES

SEPTEMBER 2019

5	Rookie camps open
12	Training camps open
15	Preseason schedule begins
15-Oct. 15	NHL Celebrates National Hispanic Heritage
17	NHL Board of Governors Meeting (New York, NY)
18	2019 Kraft Hockeyville Canada: Montreal Canadiens vs. Florida Panthers (K.C. Irving Regional Centre, Bathurst, N.B.) - Winning community: Renous, N.B.
26	2019 Kraft Hockeyville™ USA: Detroit Red Wings vs. St. Louis Blues (Calumet Colosseum, Calumet, Mich.)
29	NHL Global Series Challenge™: Chicago Blackhawks vs. Eisbären Berlin (Mercedes-Benz Arena, Berlin, Germany)
30	NHL Global Series Challenge™: Philadelphia Flyers vs. Lausanne HC (Vaudoise Arena, Lausanne, Switzerland)

OCTOBER 2019

1	Opening day playing rosters set (5 p.m. ET)
2	Opening night of 2019-20 NHL regular season (4 games)
2	St. Louis Blues raise Stanley Cup banner (vs. Washington Capitals)
4	2019 NHL Global Series™: Chicago Blackhawks vs. Philadelphia Flyers (O2 Arena, Prague, Czech Republic)
5	Buffalo Sabres Home Opener for 50th Anniversary Season at KeyBank Center (vs. New Jersey Devils)
9	Vancouver Canucks Home Opener for 50th Anniversary Season at Rogers Arena (vs. Los Angeles Kings)
21	NHL Alumni Awards Gala – Honorees: TBA (Scotiabank Centre, Toronto, Ont.)
26	2019 Tim Hortons NHL Heritage Classic™: Calgary Flames at Winnipeg Jets (Mosaic Stadium, Regina, Sask.)

NOVEMBER 2019

1-30	Hockey Fights Cancer Awareness Month
8 & 9	2019 NHL Global Series™: Buffalo Sabres vs. Tampa Bay Lightning (Ericsson Globe, Stockholm, Sweden)
15	Hockey Hall of Fame Game: Boston Bruins at Toronto Maple Leafs
18	Hockey Hall of Fame Induction Ceremony (Toronto, Ont.): Inductees: Guy Carbonneau, Vaclav Nedomansky, Hayley Wickenheiser and Sergei Zubov (Player category); Jim Rutherford, Jerry York (Builder category); Frank Brown, Jim Hughson (Media honorees).
19	NHL General Managers' Meeting (NHL Toronto Office, Toronto, Ont.)
26	NHL Founders Day (1917)
29	2019 NHL Thanksgiving Showdown™: New York Rangers at Boston Bruins

DECEMBER 2019

1	Signing deadline for Group 2 free agents (5 p.m. ET)
9-10	NHL Board of Governors Meeting (Pebble Beach, Calif.)
12	U.S. Hockey Hall of Fame Induction and Celebration of Lester Patrick
19	102nd Anniversary of League's first games played
19-27	Holiday roster freeze in effect: For all players on an NHL active roster, injured reserve, or with non-roster and injured non-roster status as of midnight (local time) Dec. 19, a roster freeze shall apply through midnight (local time) Dec. 27, with respect to waivers, trades and loans, subject to the exceptions provided for in CBA Article 16.5 (d).
24-26	Holiday break (no scheduled practices – dressing rooms closed)
26-Jan. 5	IIHF World Junior Championship (Ostrava/Trinec, Czech Republic)

JANUARY 2020

1	2020 Bridgestone NHL Winter Classic®: Nashville Predators at Dallas Stars (The Cotton Bowl, Dallas, Tex.)
Week of 13th	NHL Central Scouting Mid-Season Rankings release
16	CHL/NHL Top Prospects Game (FirstOntario Centre, Hamilton, Ont.)
20	USA Hockey's annual All-American Prospects Game (USA Hockey Arena, Plymouth, Mich.)
23-26	NHL All-Star Break (no games played)
23-25	No scheduled practices – dressing rooms closed
24	2020 NHL All-Star Skills Competition™ (Enterprise Center, St. Louis, Mo.)
25	2020 Honda NHL All-Star Game (Enterprise Center, St. Louis, Mo.)
26-27	2020 AHL All-Star Classic (Citizens Business Bank Arena, Ontario, Calif.)
27	NHL regular season resumes

FEBRUARY 2020

1-29	NHL Celebrates Black History Month
8	Hockey Day in Canada (all 7 Canadian NHL Clubs in action)
8	20th Annual Scotiabank Hockey Day in Canada (Host: Yellowknife, NT)
15	2020 NHL Stadium Series™: Los Angeles Kings at Colorado Avalanche (U.S. Air Force Academy's Falcon Stadium, Colorado Springs, Colo.)
16	Hockey Day in America
16-23	Hockey Week Across America (USA Hockey)
24	2020 NHL Trade Deadline (3 p.m. ET)

MARCH 2020

1-31	NHL Celebrates Gender Equality Month
2-4	NHL General Managers' Meeting (Boca Raton, Fla.)
27-29	NCAA Men's Ice Hockey Regionals

APRIL 2020

1-30	NHL Celebrates Earth Month
4	Last day of 2019-20 regular season (15 games)
Week of 6th	NHL Central Scouting Final Rankings release
8	Stanley Cup Playoffs begin
9-11	NCAA Frozen Four (Little Caesars Arena, Detroit, Mich.)
16-26	IIHF Under-18 World Championship (Ann Arbor/Plymouth, Mich.)
TBD	2020 NHL Draft Lottery

MAY 2020

8-24	IIHF World Championship (Zurich/Lausanne, Switzerland)
22-31	2020 CHL Memorial Cup (Prospera Place, Kelowna, B.C.)

JUNE 2020

1-30	NHL Celebrates Pride Month
1-6	2020 NHL Scouting Combine (Buffalo, N.Y.)
13	Last possible day for 2020 Stanley Cup Final
17	2020 NHL Awards™ (Las Vegas, Nev.)
26-27	2020 NHL Draft™ (Bell Centre, Montreal, Que.)

JULY 2020

1	Free agency begins (12 p.m. ET)
5	Deadline for player-elected salary arbitration notification (5 p.m. ET)
6	Deadline for club-elected salary arbitration notification (5 p.m. ET)
20-Aug. 4	Salary arbitration hearings held

AUGUST 2020

6	Deadline for salary arbitration decisions to be rendered
---	--



**Proud supporter
of one million
kids and
the Calgary
Flames.**



Scotiabank®



2019-20 STOCKTON HEAT CLUB DIRECTORY

HOCKEY CLUB PERSONNEL

Governor (AHL), President and CEO – Calgary Flames	John Bean
General Manager – Calgary Flames	Brad Treliving
Assistant General Manager – Calgary Flames	Craig Conroy
Assistant General Manager – Calgary Flames	Brad Pascall
Head Coach	Cail MacLean
Assistant Coach	Domenic Pittis
Assistant Coach	Joe Cirella
Goaltending Coach	Thomas Speer
Strength & Conditioning Coach	Rick Davis
Head Equipment Manager	Peter Bureaux
Assistant Equipment Manager	Joe Wieszczyk
Head Athletic Trainer	Bryan Erspamer
Video Analyst & Team Services	Chris Demczuk

HEAT STAFF

Operating Entity	Calgary Flames AHL Inc.
Chief Executive Officer	Brian Petrovek
Director, Business Operations	Devon Thumwood
Director, Finance & Administration	Tess Jaurigue
Director, Game Operations	Joe Tichy
Director, Broadcasting and Digital Content	Chris Picher
Director, Communications	Brandon Weiss
Director, Marketing, Corporate Partnerships & Events	Shawn Lothman
Director, Ticket Operations	Trevor Clemente
Director, Ticket Sales	Michael Rojas
Director, Group Sales and New Business	Alec Romero
Manager, Retail	Michael Hayes
New Business Executive	Derek Clappis
Inside Sales Representatives	
.	Alejandro Garcia, Varun (Raju) Kolluru, Caitlyn Cantorna

INFORMATION

National Hockey League Affiliate	Calgary Flames
Website	stocktonheat.com
Arena	Stockton Arena
Arena Capacity	6,705
Dimensions	200' x 85'



2019-20 REGULAR SEASON SCHEDULE

OCTOBER 2019

SUN	MON	TUE	WED	THU	FRI	SAT
		1	2	3	4 COL 6:05	5 COL 6:05
6	7	8	9	10	11	12 SD 6:00
13	14	15 BAK 7:00	16	17	18 SD 7:00	19 BAK 7:00
20	21	22	23	24	25 BAK 7:00	26 BAK 7:00
27	28	29	30	31		

NOVEMBER 2019

SUN	MON	TUE	WED	THU	FRI	SAT
					1 SJ 7:00	2 TUC 6:00
3	4	5	6	7	8 TUC 6:05	9 TUC 6:05
10	11 SD 1:00	12	13	14	15 TUC 7:00	16 SJ 6:00
17	18	19	20	21 BAK 10:30AM	22	23 SD 7:00
24	25	26	27 ONT 7:00	28	29 COL 6:05	30 COL 6:05

DECEMBER 2019

SUN	MON	TUE	WED	THU	FRI	SAT
1	2	3	4 ONT 7:00	5	6	7 BAK 6:00
8	9	10	11 ONT 7:00	12	13	14 SJ 1:15
15 SJ 5:00	16	17	18 IA 7:00	19	20	21 SD 7:00
22	23	24	25	26	27 SJ 1:15	28 BAK 7:00
29	30	31 SJ 5:00				

JANUARY 2020

SUN	MON	TUE	WED	THU	FRI	SAT
			1	2	3 ONT 7:00	4 ONT 6:00
5	6	7	8 BAK 7:00	9	10	11 SJ 1:15
12 SJ 3:00	13	14	15 SD 7:00	16	17 ONT 7:00	18 COL 6:00
19	20 COL 1:00	21	22	23	24 ONT 7:00	25
26	27	28	29	30	31	

FEBRUARY 2020

SUN	MON	TUE	WED	THU	FRI	SAT
					1 BAK 6:00	
2	3	4	5	6	7	8 IA 4:00
9 IA 1:00	10	11	12 SJ 7:00	13	14 ONT 7:00	15 TUC 6:00
16	17 SD 1:00	18	19 SD 7:00	20	21 TUC 6:05	22 TUC 6:05
23	24	25	26	27	28 SD 7:00	29 IA 6:00

MARCH 2020

SUN	MON	TUE	WED	THU	FRI	SAT
1	2	3	4	5	6 BAK 7:00	7 BAK 7:00
8	9	10 SJ 7:00	11	12	13	14 COL 6:00
15 COL 5:00	16	17	18 ONT 7:00	19	20 ONT 7:00	21 SD 7:00
22	23	24	25 BAK 6:30	26	27	28 ONT 6:00
29 SD 5:00	30	31				

APRIL 2020

SUN	MON	TUE	WED	THU	FRI	SAT
			1 SD 7:00	2	3	4 SJ 1:15
5 SJ 5:00	6	7	8 ONT 7:00	9	10 TUC 7:00	

BAK - BAKERSFIELD CONDORS
 COL - COLORADO EAGLES
 IA - IOWA WILD
 MB - MANITOBA MOOSE
 ONT - ONTARIO REIGN
 SA - SAN ANTONIO RAMPAGE
 SD - SAN DIEGO GULLS
 SJ - SAN JOSE BARRACUDA
 TUC - TUCSON ROADRUNNERS
 TEX - TEXAS STARS

HOME **AWAY**

ALL GAME TIMES ARE PACIFIC.
 DATES AND TIMES ARE SUBJECT TO CHANGE.



2018-19 AHL FINAL REGULAR SEASON STANDINGS

EASTERN CONFERENCE

ATLANTIC DIVISION	GP	W	L	OTL	SOL	PTS	GF	GA
1 y - Charlotte	76	51	17	7	1	110	255	189
2 x - Bridgeport	76	43	24	6	3	95	233	228
3 x - Hershey	76	43	25	4	4	94	211	215
4 x - Providence	76	38	27	8	3	87	228	212
5 Lehigh Valley	76	39	30	4	3	85	240	244
6 Wilkes-Barre/Scranton	76	36	30	7	3	82	232	228
7 Springfield	76	33	29	9	5	80	250	241
8 Hartford	76	29	36	7	4	69	209	266

NORTH DIVISION	GP	W	L	OTL	SOL	PTS	GF	GA
1 y - Syracuse	76	47	21	4	4	102	264	187
2 x - Rochester	76	46	23	5	2	99	254	218
3 x - Toronto	76	39	24	9	4	91	248	243
4 x - Cleveland	76	37	29	8	2	84	232	234
5 Belleville	76	37	31	3	5	82	228	228
6 Utica	76	34	34	6	2	76	224	257
7 Laval	76	30	34	6	6	72	195	231
8 Binghamton	76	28	41	7	0	63	201	278

WESTERN CONFERENCE

CENTRAL DIVISION	GP	W	L	OTL	SOL	PTS	GF	GA
1 y - Chicago	76	44	22	6	4	98	250	199
2 x - Milwaukee	76	36	24	14	2	88	217	207
3 x - Iowa	76	37	26	8	5	87	242	230
4 x - Grand Rapids	76	38	27	7	4	87	217	222
5 Manitoba	76	39	30	5	2	85	197	219
6 Texas	76	37	31	4	4	82	238	231
7 Rockford	76	35	31	4	6	80	184	214
8 San Antonio	76	31	38	6	1	69	196	244

PACIFIC DIVISION	GP	W	L	OTL	SOL	PTS	GF	GA
1 y - Bakersfield	68	42	21	3	2	89	242	182
2 x - San Jose	68	39	22	3	4	85	227	197
3 x - San Diego	68	36	24	5	3	80	239	221
4 x - Colorado	68	36	27	4	1	77	191	205
5 Tucson	68	34	26	5	3	76	206	202
6 Stockton	68	31	31	4	2	68	235	252
7 Ontario	68	25	33	6	4	60	213	274

x = Teams who clinched a playoff spot

y = Teams who clinched the division title



2018-19 REGULAR SEASON STATISTICS

PLAYER	POS	GP	G	A	PTS	+/-	PIM	PPG	SHG
Alan Quine	C	41	19	33	52	2	18	6	0
Tyler Graovac	C	65	24	26	50	-8	37	4	4
Kerby Rychel	LW	57	23	20	43	-8	29	8	0
Buddy Robinson	RW	65	14	28	42	10	51	5	1
Curtis Lazar	C	57	20	21	41	-9	47	8	3
Dillon Dube*	C	37	15	24	39	7	24	2	2
Spencer Foo	RW	67	17	21	38	-19	36	7	0
Matthew Phillips*	RW	65	13	25	38	-4	2	1	0
Glenn Gawdin*	C	64	11	27	38	0	59	6	1
Ryan Lomberg	LW	58	12	17	29	-1	72	1	4
Rob Hamilton	D	54	7	22	29	4	27	1	0
Rinat Valiev	D	57	4	17	21	10	51	0	1
Adam Ollas Mattsson	D	65	6	12	18	22	28	0	0
Andrew Mangiapane	LW	15	9	8	17	-5	20	2	0
Oliver Kyllington	D	18	7	7	14	0	8	1	0
Juuso Valimaki*	D	20	4	10	14	9	18	0	0
Brett Pollock	LW	53	3	9	12	-9	20	0	0
Josh Healey	D	55	1	10	11	4	64	0	0
Scott Sabourin	RW	43	4	4	8	-15	72	0	0
Morgan Klimchuk	LW	17	3	5	8	-2	8	0	0
Anthony Peluso	RW	35	3	5	8	-6	56	0	1
John McCarron*	RW	14	3	4	7	4	8	0	0
Matt Taormina	D	31	0	7	7	-12	14	0	0
Andrew Nielsen	D	37	0	7	7	-7	68	0	0
Mike McMurtry	C	26	2	4	6	-10	2	0	0
Mason Morelli*	LW	9	3	1	4	7	6	0	0
Kevin Tansey	D	11	2	2	4	0	2	0	0
Michael Paliotta	D	32	0	4	4	-9	26	0	0
Dalton Prout	D	4	1	2	3	-2	8	0	0
Michael Stone	D	3	0	2	2	7	2	0	0
Marcus Hogstrom	D	12	0	2	2	-4	6	0	0
Nolan Yaremko*	LW	5	1	0	1	-4	0	0	0
Corey Schueneman*	D	6	1	0	1	-2	2	0	0
Andrew O'Brien	D	9	1	0	1	-5	20	0	0
Zach Fischer*	RW	2	0	1	1	-2	0	0	0
Cliff Watson*	D	4	0	1	1	1	6	0	0
Jared VanWormer*	RW	8	0	1	1	1	4	0	0
Nick Schneider	G	11	0	1	1	0	0	0	0
Tyler Parsons*	G	20	0	1	1	0	4	0	0
Jon Gillies	G	45	0	1	1	0	0	0	0
Nolan De Jong*	D	1	0	0	0	0	0	0	0
Kayle Doetzel	D	1	0	0	0	0	12	0	0
Jordan Ernst*	LW	1	0	0	0	0	0	0	0
Willie Raskob	D	1	0	0	0	-3	0	0	0
Sebastian Vidmar*	LW	1	0	0	0	0	0	0	0
Brady Austin	D	2	0	0	0	-4	0	0	0
Etienne Boutet	D	2	0	0	0	-1	2	0	0
Ryan Faragher	G	2	0	0	0	0	0	0	0
Noah Philp*	C	2	0	0	0	-2	2	0	0
Mike Szmatala*	C	2	0	0	0	-1	0	0	0
Yasin Ehliz	RW	4	0	0	0	-5	2	0	0

2018-19 REGULAR SEASON GOALIE STATISTICS

GOALIE	GP	MINS	GA	SO	GAA	W	L	OT	SA	SV%
Jon Gillies	45	2478:43	145	0	3.51	16	18	5	1310	0.889
Tyler Parsons	20	1086:43	67	0	3.70	9	9	1	659	0.898
Nick Schneider	11	465:28	19	0	2.45	6	3	0	243	0.922
Ryan Faragher	2	59:02	4	0	4.07	0	1	0	31	0.871

* - indicates rookie



2019-20 KANSAS CITY MAVERICKS CLUB DIRECTORY

HOCKEY CLUB PERSONNEL

President and CEO – Calgary Flames	John Bean
General Manager – Calgary Flames	Brad Treiving
Assistant General Manager – Calgary Flames	Craig Conroy
Assistant General Manager – Calgary Flames	Brad Pascall
Director of Hockey Operations/Head Coach	John-Scott Dickson
Assistant Coach	Kohl Schultz
Senior Advisor to Hockey Operations	Matt Stephenson
Head Athletic Trainer	Nick Potter
Strength and Conditioning Coach	Mike Kempkes
Equipment Manager	Mike Piatek

MAVERICKS STAFF

Team Owner	Lamar Hunt Jr.
Team President/General Manager	Brent Thiessen
Vice President of Finance and Administration	Zach Ballou
Senior Director of Business Development	Jaimie Link
Director of Communications	Brian McGannon
Director of Ticket Operations	Laura Faust
Director of Ticket Sales	Matt Magana
Senior Account Executive	Chris Kreiser
Sales Executives	Jaimie Myers, Zach Schritenthal, Ryan Hiatt
Manager of Game Entertainment	Kyle Morrow
Manger of Video Production and Content	Jeremiah Long
Social Media and Community Relations Manager	Lydia Taylor
Team Store Manager	Kara Allison
Broadcaster	Bob Rennison
Public Address Announcer	Steve Garrett

INFORMATION

National Hockey League Affiliate	Calgary Flames
Website	kcmavericks.com
Arena	Silverstein Eye Centers Arena
Arena Capacity	5,800
Dimensions	200' x 85'



2018-19 ECHL FINAL REGULAR SEASON STANDINGS

EASTERN CONFERENCE

NORTH DIVISION	GP	W	L	OTL	SOL	PTS	GF	GA
1 xy - Newfoundland	72	43	21	4	4	94	258	207
2 x - Adirondack	72	37	26	6	3	83	234	220
3 x - Manchester	72	39	29	2	2	82	233	232
4 x - Brampton	72	36	29	5	2	79	241	217
5 Reading	72	34	28	4	6	78	229	229
6 Maine	72	37	32	2	1	77	221	247
7 Worcester	72	32	29	7	4	75	196	226

SOUTH DIVISION	GP	W	L	OTL	SOL	PTS	GF	GA
1 xy - Florida	72	50	16	5	1	106	276	181
2 x - Orlando	72	41	25	5	1	88	251	238
3 x - South Carolina	72	35	31	5	1	76	221	223
4 x - Jacksonville	72	36	32	2	2	76	198	217
5 Atlanta	72	31	30	8	3	73	197	211
6 Norfolk	72	27	36	6	3	63	218	278
7 Greenville	72	25	41	3	3	56	192	254

WESTERN CONFERENCE

CENTRAL DIVISION	GP	W	L	OTL	SOL	PTS	GF	GA
1 xy - Cincinnati	72	51	13	5	3	110	282	176
2 x - Toledo	72	40	23	6	3	89	237	221
3 x - Fort Wayne	72	36	26	4	6	82	233	248
4 x - Kalamazoo	72	36	31	2	3	77	229	254
5 Indy	72	35	32	2	3	75	230	247
6 Wheeling	72	31	31	6	4	72	239	240

MOUNTAIN DIVISION	GP	W	L	OTL	SOL	PTS	GF	GA
1 xy - Tulsa	72	42	24	4	2	90	236	198
2 x - Idaho	72	41	25	4	2	88	241	203
3 x - Utah	72	37	26	4	5	83	232	218
4 x - Kansas City	72	36	30	4	2	78	234	228
5 Wichita	72	29	31	9	3	70	224	251
6 Rapid City	72	30	33	5	4	69	168	225
7 Allen	72	25	41	4	2	56	208	269

x = Teams who clinched a playoff spot

y = Teams who clinched the division title



2019-20 REGULAR SEASON SCHEDULE

OCTOBER 2019

SUN	MON	TUE	WED	THU	FRI	SAT
	1	2	3	4	5	
6	7	8	9	10	11 TUL 6:05	12 IND 6:05
13	14	15	16	17	18 TUL 6:05	19
20	21	22 TUL 6:05	23	24	25 TOL 6:05	26 TOL 6:05
27	28	29	30	31		

NOVEMBER 2019

SUN	MON	TUE	WED	THU	FRI	SAT
					1 WIC 6:05	2 WIC 6:05
3 WIC 3:05	4	5	6	7	8 UTA 6:05	9 UTA 6:05
10	11 WIC 5:05	12	13 IND 5:05	14	15	16 RC 6:05
17	18	19 ALN 9:35am	20	21	22 IDH 7:10	23 IDH 7:10
24	25	26	27	28	29 WIC 6:05	30 WIC 6:05

DECEMBER 2019

SUN	MON	TUE	WED	THU	FRI	SAT
1	2	3	4	5	6 WIC 6:05	7 FW 6:05
8 WIC 3:05	9	10 IND 6:05	11	12	13 FLA 5:30	14 FLA 5:00
15	16	17	18 ORL 5:00	19	20 UTA 6:05	21 TUL 6:05
22	23	24	25	26	27 CIN 5:35	28 IND 4:05
29	30 WIC 6:05	31 WIC 6:05				

JANUARY 2020

SUN	MON	TUE	WED	THU	FRI	SAT
			1	2 ALN 6:05	3 ALN 6:05	4
5	6	7	8	9	10 TOL 6:05	11 WIC 6:05
12	13	14 NFD 3:30	15 NFD 3:30	16	17	18 ALN 6:05
19	20 ALN 12:05	21	22	23	24 IDH 6:05	25 IDH 6:05
26	27	28 KAL 6:05	29	30	31 TUL 6:05	

FEBRUARY 2020

SUN	MON	TUE	WED	THU	FRI	SAT
						1 TUL 6:05
2	3	4 WHL 5:05	5 KAL 5:00	6	7 WIC 6:05	8 ALN 6:05
9	10	11 WIC 6:05	12	13	14 UTA 6:05	15 UTA 6:05
16 TUL 3:05	17	18	19 IDH 7:10	20	21 UTA 7:10	22 UTA 7:10
23	24 UTA 7:10	25	26	27	28	29 KAL 6:05

MARCH 2020

SUN	MON	TUE	WED	THU	FRI	SAT
1	2	3	4	5	6 ALN 6:05	7 WIC 6:05
8 WIC 3:05	9	10	11	12	13 TUL 6:05	14 TUL 6:05
15 TUL 3:05	16	17	18 WIC 6:05	19	20 WIC 6:05	21 RC 6:05
22	23	24 RC 6:05	25	26	27 WIC 6:05	28
29	30	31				

APRIL 2020

SUN	MON	TUE	WED	THU	FRI	SAT
			1	2	3 RC 7:05	4 RC 7:05
5 RC 4:05						

HOME

AWAY

ALL GAME TIMES ARE LISTED IN CENTRAL. DATES AND TIMES ARE SUBJECT TO CHANGE.

ALN - ALLEN AMERICANS
CIN - CINCINNATI CYCLONES
FLA - FLORIDA EVERBLADES
FW - FORT WAYNE KOMETS
IDH - IDAHO STEELHEADS

IND - INDY FUEL
KAL - KALAMAZOO WINGS
NFD - NEWFOUNDLAND GROWLERS
ORL - ORLANDO SOLAR BEARS
RC - RAPID CITY RUSH

TOL - TOLEDO WALLEYE
TUL - TULSA OILERS
UTA - UTAH GRIZZLIES
WHL - WHEELING NAILERS
WIC - WICHITA THUNDER



2018-19 REGULAR SEASON STATISTICS

PLAYER	POS	GP	G	A	PTS	+/-	PIM	PPG	SHG
Rocco Carzo	F	72	20	39	59	0	44	6	2
Greg Betzold	F	70	25	31	56	-6	44	4	1
Willie Raskob	D	69	9	40	49	-14	28	6	1
Darian Dziurzynski	F	69	27	21	48	-23	73	6	1
David Dziurzynski	F	62	18	30	48	-9	96	4	0
Jared VanWormer	F	53	20	27	47	11	21	8	1
Joey Sides	F	57	19	27	46	2	70	8	0
Mark Cooper	F	30	13	24	37	3	11	5	0
Corey Durocher	F	39	18	18	36	13	12	3	0
C.J. Eick	F	70	12	15	27	12	24	0	3
Mike Panowyk	F	57	10	16	26	12	20	0	0
Riley Sweeney	D	70	3	22	25	13	55	0	0
Nate Widman	D	72	6	15	21	6	25	0	1
Jordan Klimek	D	66	6	12	18	14	42	1	1
Cliff Watson	D	25	7	7	14	8	20	1	0
Jordan Ernst	F	51	5	9	14	1	34	1	0
Matt Robertson	F	16	6	6	12	2	10	2	0
Brayden Sherbinin	D	58	1	8	9	-12	46	1	0
Zach Fischer	F	27	3	5	8	-1	107	1	0
Loren Ulett	F	38	3	5	8	5	93	0	0
Neal Goff	D	55	0	8	8	-7	61	0	0
Brett Beauvais	D	30	0	5	5	1	14	0	0
Ben Halford	G	13	0	2	2	0	2	0	0
Justin Breton	F	4	1	0	1	-4	0	0	0
Mike McMurry	F	4	1	0	1	-2	0	0	0
Nikolas Koberstein	D	9	1	0	1	2	21	0	0
Denver Pierce	F	4	0	1	1	-1	12	0	0
Max Kalter	F	5	0	1	1	-2	0	0	0
Mason McDonald	G	36	0	1	1	0	16	0	0
Jake Henderson	F	2	0	0	0	-1	0	0	0
Max Milosek	G	2	0	0	0	0	0	0	0
Clay Anderson	D	7	0	0	0	-7	6	0	0
Nick Schneider	G	21	0	0	0	0	6	0	0

2018-19 REGULAR SEASON GOALIE STATISTICS

GOALIE	GP	MINS	GA	SO	GAA	W	L	OT	SA	SV%
Mason McDonald	36	2174	92	4	2.54	23	10	1	1113	0.917
Ben Halford	13	777	42	0	3.24	5	8	0	379	0.889
Nick Schneider	21	1263	77	0	3.66	7	11	3	662	0.884
Max Milosek	2	118	8	0	4.06	1	1	0	56	0.857



2019-20 CALGARY HITMEN

P.O. Box 1540 Station M, Calgary, AB, Canada T2P 3B9
email: info@hitmenhockey.com **website:** hitmenhockey.com
phone: 403-777-2177 **fax:** Business 403-777-2171



DIRECTORY



MIKE MOORE
 Vice President and
 Alternate Governor



JEFF CHYNOWETH
 General Manager



STEVE HAMILTON
 Head Coach

Vice Chairman	Ken M. King
President and CEO	John Bean
Vice President and Alternate Governor	Mike Moore
General Manager	Jeff Chynoweth
Director of Player Personnel	Dallas Thompson
Head Coach	Steve Hamilton
Assistant Coaches	Trent Cassan, Joel Otto
Assistant/Goaltending Coach	Jason LaBarbera
Athletic Therapist	Nathan Hollinger
Equipment Manager	Darien Engelhardt
Strength & Conditioning Coach	Sean Hope-Ross
Skill Development Coach	Wayne Dougherty
Video Coaches	Troy Norcross, Cass Bruni
Traveling Scout	Gary Michalick
Education Advisor/Billet Coordinator	Bernie Bajnok
Senior Director, Corporate Security	Ken Thrower
Assistant Manager of Business Operations	Rob Kerr
Broadcast/Communications Coordinator	Brad Curle
Communications Coordinator	Kelsey McCay

INFORMATION

Game Day Ticket Sales	Phone 1-855-985-5000
Group Sales/Flex Packs	Phone 403-777-4646
Home Arena	Scotiabank Saddledome
Seating Capacity	19,289
Rink Dimensions	200' x 85'
Training Camp	Edge School, Calgary, AB
Colours	Black, Copper, Red and White
Team Uniforms	(Home) - Black Base with Copper, Red and White (Away) - White Base with Copper, Red and Black
Conference	Eastern
Division	Central

PRESS GUIDE

Location of Press Box	East and West Side
Press Entry	From Lot D, Southeast Entrance
Radio Station	Sportsnet 960-The Fan
Broadcasters	Brad Curle Jeff Hollick
Local Newspaper	Calgary Herald, Calgary Sun, Metro Calgary
TV Affiliate	Sportsnet West

2019-20 ROSTER (NUMBER/NAME/POSITION)

1..... Carl Stankowski..... G	12..... Mark Kastelic..... C	26..... Samuel Krajc*..... RW
2..... Dakota Krebs..... D	14..... James Malm..... LW	27..... Tye Carriere..... C
4..... Layne Toder..... D	15..... Jonas Peterek*..... RW	28..... Orca Wiesblatt..... RW
5..... Jackson van de Leest... D	17..... Hunter Campbell..... RW	29..... Sean Tschigerl*..... C
6..... Luke Prokop..... D	18..... Riley Stotts..... C	31..... Jack McNaughton..... G
7..... Devan Klassen..... D	19..... Carson Focht..... C	33..... Brayden Peters*..... G
8..... Andrew Viggars..... D	21..... Riley Fiddler-Schultz... LW	
9..... Egor Zamula..... D	22..... Jett Woo..... D	
10..... Josh Prokop..... RW	23..... Adam Kydd*..... C	
11..... Cael Zimmerman..... C	25..... Zac Funk*..... LW	

*ROOKIE



2019-2020 REGULAR SEASON SCHEDULE

SEPTEMBER 2019

SUN	MON	TUE	WED	THU	FRI	SAT
1	2	3	4	5	6 EDM 7:00	7 EDM 7:00
8	9	10	11	12	13	14 MH 7:00
15 RD 4:00	16	17	18	19	20	21 SC 7:00
22	23	24	25	26	27 EDM 7:00	28 RD 7:00
29 MH 4:00	30					

OCTOBER 2019

SUN	MON	TUE	WED	THU	FRI	SAT
		1	2	3	4	5
6 POR 2:00	7	8	9	10	11	12 EDM 7:00
13	14 SAS 2:00	15	16	17	18 MJ 7:00	19
20 MH 2:00	21	22	23	24	25 MJ 7:00	26
27 REG 2:00	28 SEA 6:00	29	30	31		

NOVEMBER 2019

SUN	MON	TUE	WED	THU	FRI	SAT
					1	2 SAS 7:00
3 EDM 2:00	4	5	6 PA 7:00	7	8 TC 7:00	9 EDM 7:00
10	11	12	13	14	15	16 SAS 6:00
17 PA 5:00	18	19	20 REG 6:00	21	22 BDN 6:30	23 MJ 6:00
24	25	26	27	28	29 REG 7:00	30 EDM 2:00

DECEMBER 2019

SUN	MON	TUE	WED	THU	FRI	SAT
1 RD 4:00	2	3	4	5	6 EDM 7:00	7 EDM 7:00
8 EVT 4:00	9	10	11	12	13	14 LET 7:00
15 LET 2:00	16	17	18	19	20	21
22	23	24	25	26	27 LET 7:00	28 MH 7:30
29	30 EDM 7:00	31				

JANUARY 2020

SUN	MON	TUE	WED	THU	FRI	SAT
			1 MH 1:00	2	3 MH 7:30	4 LET 7:00
5 MJ 4:00	6	7	8	9	10 LET 7:00	11
12 SC 2:00	13	14	15 SC 6:00	16	17 BDN 6:30	18 WPG 6:30
19 WPG 6:30	20	21	22	23	24	25 RD 7:00
26 RD 2:00	27	28	29 WPG 7:00	30	31 BDN 7:00	

FEBRUARY 2020

SUN	MON	TUE	WED	THU	FRI	SAT
						1 RD 1:30
2	3	4	5	6	7 PA 7:00	8 RD 7:00
9 LET 4:00	10	11	12 REG 7:00	13	14	15 PG 8:00
16	17 KEL 3:05	18	19 VIC 8:05	20	21 VAN 8:30	22 KAM 8:00
23	24	25	26	27 WPG 11:00AM	28 BDN 7:00	29

MARCH 2020

SUN	MON	TUE	WED	THU	FRI	SAT
1 LET 4:00	2	3 PA 6:00	4 SAS 6:00	5	6 MH 7:30	7 SPO 7:00
8	9	10	11	12	13	14 RD 7:00
15 RD 2:00	16	17	18	19	20 SC 7:00	21
22 SC 2:00	23	24	25	26	27	28
29	30	31				

PRE-SEASON

HOME AWAY

All game times are MT.
Game times are subject to change.



Hitmen games broadcast live on Sportsnet 960-The Fan (960 AM) radio. During Flames games the Hitmen broadcasts are available on www.sportsnet.ca/960





2019-20 CALGARY ROUGHNECKS

P.O. Box 1540 Station M, Calgary, AB, Canada T2P 3B9
 email: info@calgaryroughnecks.com website: calgaryroughnecks.com
 phone: 403-777-2177 | fax: 403-777-2171



MIKE BOARD
 General Manager



CURT MALAWSKY
 Head Coach &
 Assistant GM



BOB McMAHON
 Assistant Coach



ROB WILLIAMS
 Assistant Coach

DIRECTORY

Vice Chairman	Ken King
President & CEO	John Bean
Vice President & Alternate Governor	Mike Moore
General Manager	Mike Board
Manager of Business Operations	Melissa Blades
Communications Coordinator	Kelsey McCay
Head Coach & Assistant GM	Curt Malawsky
Assistant Coaches	Bob McMahon, Rob Williams
Equipment Manager	Chris Norton
Strength and Conditioning Coach.....	Sean Hope-Ross
Physical Therapist.....	Neil Hergott
Team Doctor.....	Marcus Robinson
Team Dentist	Brian Sacks

INFORMATION

Game Day Ticket Sales	Phone 1-855-985-0000
Group Sales/Flex Packs	Phone 403-777-4646
Home Arena	Scotiabank Saddledome
Seating Capacity	19,289
Floor Dimensions	200' x 85'
Colours	Red, White and Black
Team Uniforms	(Home) - Red with Black trim
.....	(Away) - White with Black trim
Conference	West

PRESS GUIDE

Location of Press Box	East and West Side
Press Entry	From Lot D, Southeast Entrance
Radio Station	Sportsnet 960 The FAN
Local Newspaper	Calgary Herald, Calgary Sun, Metro Calgary

TICKET PRICING

Adult Season Tickets	\$32.11/seat*
Child & Student Season Tickets	\$23/seat*

*PLUS APPLICABLE FEES AND TAXES



2019-20 CALGARY ROUGHNECKS SCHEDULE



All games listed in Mountain Standard time and are subject to change.
 Visit calgaryroughnecks.com for the most up-to-date information.



FRIDAY
NOV. 29 | 8:00 PM
 AT VANCOUVER



SATURDAY
DEC. 21 | 7:30 PM
 AT CALGARY



FRIDAY
DEC. 27 | 8:00 PM
 AT SAN DIEGO



SATURDAY
DEC. 28 | 8:00 PM
 AT CALGARY



SATURDAY
JAN. 18 | 5:00 PM
 AT ROCHESTER



SATURDAY
JAN. 25 | 7:30 PM
 AT CALGARY



SATURDAY
FEB. 8 | 7:30 PM
 AT CALGARY



SATURDAY
FEB. 22 | 5:00 PM
 AT GEORGIA



SATURDAY
FEB. 29 | 7:30 PM
 AT CALGARY



SUNDAY
MAR. 8 | 1:00 PM
 AT TORONTO



FRIDAY
MAR. 13 | 7:30 PM
 AT CALGARY



SUNDAY
MAR. 15 | 1:00 PM
 AT NEW ENGLAND



FRIDAY
MAR. 20 | 7:30 PM
 AT COLORADO



SATURDAY
MAR. 28 | 7:30 PM
 AT CALGARY



FRIDAY
APR. 3 | 7:30 PM
 AT CALGARY



FRIDAY
APR. 17 | 7:30 PM
 AT CALGARY



SATURDAY
APR. 18 | 7:30 PM
 AT SASKATCHEWAN



SATURDAY
APR. 25 | 8:00 PM
 AT SAN DIEGO



2019 CALGARY STAMPEDERS

McMahon Stadium, 1817 Crowchild Trail NW, Calgary, AB, Canada T2M 4R6
email: stampeder@stampeders.com **website:** stampeders.com
phone: 403-289-0205 | **fax:** 403-282-6741



JOHN HUFNAGEL
 President, General
 Manager & Executive
 Committee Member



DAVE DICKENSON
 Head Coach



MIKE FRANCO
 Senior Director,
 Business Operations and
 Executive Committee
 Member

EXECUTIVES

President, CEO and CFL Governor John Bean
 Vice-Chairman and CFL Governor Ken King
 Executive Committee Member and CFL Alternate Governor Doug Mitchell
 Executive Committee Member David Sapunjis
 Executive Committee Member Alvin Libin
 President, General Manager and Executive Committee Member John Hufnagel
 Senior Director, Business Operations Mike Franco

FOOTBALL OPERATIONS

Head Coach Dave Dickenson
 Special Teams Coordinator & Assistant Head Coach Mark Kilam
 Defensive Coordinator Brent Monson
 Receivers Coach Pete Costanza
 Running Backs Coach Marc Mueller
 Quarterbacks Coach Ryan Dinwiddie
 Offensive Line Coach Pat DeMonaco
 Defensive Line Coach Corey Mace
 Defensive Backs Coach Joshua Bell
 Linebackers Coach J.C. Sherritt
 Director of Player Personnel Brendan Mahoney
 Director, U.S. Scouting Cole Hufnagel
 Scout/CFL Draft Coordinator Kyle Carson
 Director, Football Administration Molly Campbell
 Director, Football Operations Nick Bojda
 Chaplain Rodd Sawatzky
 Head Athletic Therapist Josh Termeer
 Assistant Athletic Therapist Stephen Wady
 Strength and Conditioning Keenan MacDougall
 Equipment Manager George Hopkins
 Assistant Equipment Manager Gord Taillefer
 Director, Video Operations / IT Coordinator Ross Folan
 Director, Communications Jean Lefebvre

INFORMATION

Game Day Ticket Sales 403-289-0258
 Group Tickets groupsales@stampeders.com
 Home Stadium McMahon Stadium
 Seating Capacity 35,400
 Team Uniforms (Home) - Red with White and Black Trim
 (Away) - White with Red and Black Trim
 Division West

PRESS GUIDE

Location of Press Box West
 Side Press Entry South Lot
 Radio Station News Talk 770
 Local Newspaper Calgary Sun, Calgary Herald



CALGARY FLAMES SEATING BOWL AND TICKET OPTIONS



CATEGORY	ROWS	DOOR PRICES
Gold Centre**	Section 211-213, 225-227 (PRICE INCLUDES THE CLUB FEE)	\$295.99
Gold**	2nd Level, Row 1 (PRICE INCLUDES THE CLUB FEE)	\$290.38
The Club Centre**	Section 119-121 (PRICE INCLUDES THE CLUB FEE)	\$282.91
The Club**	Section 115-122 (PRICE INCLUDES THE CLUB FEE)	\$277.31
Restaurant	Above Section 212	\$156.86
Silver Centre*	Section 211-213, 225-227 (THE CLUB FEE CAN BE ADDED)	\$207.28
Silver*	2nd Level, Row 2 (THE CLUB FEE CAN BE ADDED)	\$203.55
Red 1 Centre	Section 108-110	\$182.07
Red 1	Section 101-114, 2nd Level, Rows 3 & 4	\$178.34
Red 2 Centre	Section 211-213, 225-227	\$155.00
Red 2	Section 201, 209-215, 223-228, Rows 5-10	\$152.19
White Centre	Section 211-213, 225-227	\$123.25
White	Section 201, 209-215, 223-228, Rows 11-26 Section 202-203, 207-208, Rows 5-10 Section 216-222, Rows 5-10	\$121.38
Blue	Sections 201, 209-215, 223-228, rows 17-26	\$115.78
Orange	Section 202-208, 216-222, Rows 11-16	\$80.30
Green	Section 202-208, 216-222, Rows 17-26	\$67.23
Black 1	Press Level Row 1	\$46.69
Black	Press Level Rows 2-3	\$40.15
WC	Wheelchair Seating behind Sections 102-106	\$94.30
WC1	Wheelchair Seating in sections 218 and 220	\$104.58
Press Level	Press Level Rows 4+	\$37.35

Call 403-777-4646

calgaryflames.com

* Club Membership May Apply ** Club membership required
PRICES DO NOT INCLUDE GST OR SPFF



HOME
AWAY

ALL GAME TIMES ARE LISTED IN MT. DATES AND TIMES ARE SUBJECT TO CHANGE.

OCTOBER 2019

SUN	MON	TUE	WED	THU	FRI	SAT
		1	2	3 SNW COL 7:00	4	5 HNIC VAN 8:00
6	7	8 SNW LAK 7:00	9	10 SN360 DAL 6:30	11	12 HNIC VGK 8:00
13 SN1 SJS 8:00	14	15 SN360 PHI 7:00	16	17 SN360 DET 7:00	18	19 HNIC LAK 8:00
20 SN360 ANA 7:00	21	22 SNF WSH 7:00	23	24 SNW FLA 7:00	25	26 HNIC WPG 8:00
27	28	29 SNF CAR 5:00	30	31 SN NSH 6:00		

NOVEMBER 2019

SUN	MON	TUE	WED	THU	FRI	SAT
					1	2 HNIC CBJ 5:00
3 WSH 5:00	4	5 ARI 7:00	6	7 SNW NJD 7:00	8	9 HNIC STL 8:00
10	11	12	13 SN1 DAL 7:30	14	15	16 SNF ARI 2:00
17 SN VGK 5:00	18	19 SN COL 7:00	20	21 SNW STL 6:00	22	23 SNW PHI 11:00am
24	25 SNW PIT 5:00	26	27 SNW BUF 5:00	28	29	30 HNIC OTT 5:00

DECEMBER 2019

SUN	MON	TUE	WED	THU	FRI	SAT
1	2	3	4	5 SNW BUF 7:00	6	7 HNIC LAK 8:00
8	9 SNW COL 7:00	10 ARI 7:00	11	12 SNW TOR 7:00	13	14 SNW CAR 2:00
15	16	17 SNW PIT 7:00	18	19 SNW MTL 7:00	20	21
22 SN DAL 5:00	23 SNW MIN 3:00	24	25	26	27 SNW EDM 7:00	28
29 HNIC VAN 7:30	30	31 SNW CHI 7:00				

JANUARY 2020

SUN	MON	TUE	WED	THU	FRI	SAT
			1	2 SNF NYR 7:00	3	4
5 MIN 5:00	6	7 SNW CHI 6:30	8	9 MIN 7:00	10	11 HNIC EDM 8:00
12	13 SNW MTL 5:00	14	15	16 SNW TOR 5:00	17	18 SNW OTT 5:00
19	20	21	22	23	24	25
26	27	28 SN STL 7:00	29 SNW EDM 8:00	30	31	

FEBRUARY 2020

SUN	MON	TUE	WED	THU	FRI	SAT
						1 HNIC EDM 8:00
2	3	4 SNW SJS 7:00	5	6 SN1 NSH 7:00	7	8 HNIC VAN 8:00
9	10 SNW SJS 8:30	11	12 SN1 LAK 8:00	13 SNW ANA 8:00	14	15 HNIC CHI 8:00
16	17 SNW ANA 2:00	18	19	20	21 SN1 BOS 7:00	22
23 SN DET 5:00	24	25 SNW BOS 5:00	26	27 SNW NSH 6:00	28	29 SNW TBL 2:00

MARCH 2020

SUN	MON	TUE	WED	THU	FRI	SAT
1 SNW FLA 2:00	2	3	4 CBJ SN 6:30	5	6 SNW ARI 7:00	7
8 SN VGK 5:00	9	10	11	12 SNW NYI 7:00	13	14 HNIC WPG 8:00
15	16 SN1 NYR 5:00	17 SNW NYI 5:00	18	19 SNW NJD 5:00	20	21 HNIC TBL 8:00
22	23 SN1 SJS 7:00	24	25 SN360 ANA 7:30	26	27 SNW VAN 8:00	28
29	30	31 SNW WPG 7:00				

APRIL 2020

SUN	MON	TUE	WED	THU	FRI	SAT
			1	2 SNW VGK 7:00	3	4 HNIC EDM 8:00

REGIONAL BROADCASTS
SNW - SPORTSNET WEST
SNF - SPORTSNET FLAMES
LISTEN LIVE!
SN960
THE FAN

NATIONAL BROADCASTS
SN - SPORTSNET
SN1 - SPORTSNET ONE
SN360 - SPORTSNET 360
HNIC - CBC HOCKEY NIGHT IN CANADA

2019-20 THEME NIGHTS AND SPECIAL EVENTS

- OCT. 5, 2019.....SCOTIABANK HOME OPENER
- NOV. 5, 2019.....HOCKEY FIGHTS CANCER
- NOV. 9, 2019.....REMEMBRANCE DAY CEREMONY
- NOV. 19, 2019.....GREY CUP FESTIVAL NIGHT
- DEC. 5, 2019.....CANADIAN ARMED FORCES APPRECIATION NIGHT
- DEC. 7, 2019FOUNDATION NIGHT
- DEC. 19, 2019CHRISTMAS NIGHT
- DEC. 29, 201940TH SEASON NIGHT "2010'S"
- DEC. 31, 2019NEW YEAR'S EVE
- JAN. 9, 2020.....40TH SEASON NIGHT "2000'S"
- FEB. 4, 2020.....HOCKEY TALKS
- FEB. 6, 2020.....40TH SEASON NIGHT "1990'S"
- FEB. 17, 2020.....CLUB FLAMES GAME
- FEB. 21, 2020.....FLAMES "FAN APPRECIATION"
- MAR. 8, 2020.....WOMEN'S DAY
- MAR. 12, 2020.....40TH SEASON NIGHT "1980'S"
- APR. 4, 2020.....SCOTIABANK "FAN APPRECIATION"

CALGARY FLAMES



HERITAGE CLASSIC JERSEY

ADIZERO
THE ONLY
AUTHENTIC



Fan Attic

NOW AVAILABLE AT ALL RETAIL LOCATIONS AND
ONLINE AT FLAMESPORT.COM



**Proud supporter
of one million
kids and
the Calgary
Flames.**



Scotiabank®