

MEMPHIS

2019 MEDIA GUIDE

FOOTBALL



**#6 PATRICK
TAYLOR JR.**
1,000+ YARD BACK, 2018





#9

POP WILLIAMS

2018 FIRST TEAM ALL-AAC

#53

DUSTIN WOODARD

2018 FIRST TEAM ALL-AAC

TABLE OF CONTENTS

MEDIA

A look at media policies and guidelines, as well as information about Liberty Bowl Memorial Stadium, the University of Memphis, the American Athletic Conference and 2019 opponents.

2019 Numerical Roster2-3
 2019 Alphabetical Roster3-4
 Media Information5-7
 Liberty Bowl Memorial Stadium.....7-10
 Homecoming History.....11
 Memphis Tiger Network.....12-13
 Tigers on Television13-15
 Tigers Traditions15-16
 University of Memphis17-18
 American Athletic Conference.....19-21
 Series vs 2019 Opponents22-23

COACHES & STAFF

Bios of Head Coach Mike Norvell, his assistants and the Tigers' football support staff.

Mike Norvell24-25
 Assistant Coaches26-37
 Athletic Performance Staff38
 Sports Medicine39-40
 Support Staff.....41-42
 President Dr. M. David Rudd43
 Interim AD Allie Prescott44

MEET THE TIGERS

Inside information on this year's Tigers squad.

2019 Tigers' Bios.....45-121

2018 REVIEW

Game-by-game recaps, final statistics, superlatives, miscellaneous statistics and key player departures.

2018 Game Recaps.....122-135
 2018 Statistics.....136-149
 Participation Chart.....150-152
 Long Plays.....152-153
 Key Departures from 2018154-167

RECORDS

Individual and team records, along with career leaders, 100-yard rushers, all-time performances, annual team statistics and more.

Scoring.....168-173
 Rushing.....174-177
 Passing.....178-184

Receiving185-188
 Total Offense.....189-191
 All-Purpose.....191-192
 Punting193-195
 Kicking195-198
 Kick Returns.....198-201
 Punt Returns.....201-203
 Defense.....203-206
 Miscellaneous.....206-208
 All-Time Leaders209-210
 Annual Statistics211-212
 Last Time When.....213-216

HISTORY

Facts and figures of Memphis' storied football history.

Ray Guy Award217
 Lou Groza Award218
 Honored Tigers219-230
 All-Star Games.....230
 Retired Jerseys.....231-232
 Bowl History233-244
 Undefeated Teams.....245
 All-Time Coaches246-247
 All-Time Assistant Coaches.....248-249
 Tigers in the NFL Draft.....250
 Tigers in the Pros251-253
 All-Time Lettermen.....254-260
 All-Time Series Record.....261-266
 Year-by-Year Results.....267-276
 Home of the Tigers276
 Tiger Milestones277
 National Rankings.....278

The 2019 edition of the *Memphis Tigers Football Media Guide* is a comprehensive source of information with statistics and historical references for use by media covering UofM football. For additional information about Memphis Football, contact the University of Memphis Athletics Communications Office at 901-678-2337.

UOM110-FY1920/400

**Printing by Paulsen Printing
 4753 S. Mendenhall Road
 Memphis, TN 38141**

**Memphis Athletic Communications
 203 Athletic Office Building
 570 Normal Street
 Memphis, TN 38152
 Main Number: 901-678-2337
 Fax: 901-678-4134**



**Forrest Goodman
 1971-2019**

This edition of the University of Memphis Football Media Guide is dedicated to the memory of Forrest Goodman. Goodman served as the voice of the Tigers' pre- and post-game shows and co-hosted hundreds of coaches' radio shows dating back to 1999. He passed away in June of 2019. Our continued thoughts and prayers are with his family and friends and with Tiger Nation, who will miss his presence both before and after games on the Memphis Tiger Radio Network.

ATHLETICS COMMUNICATIONS



**TAMMY
 DEGROSS
 ASSISTANT AD -
 ATHLETICS
 COMMUNICATIONS**

O: 901-678-5787
 C: 901-734-1504
 E-MAIL:
 tdegross@memphis.edu

Associate Director

Phil Stukenborg
 Email..... p.stukenborg@memphis.edu

Assistant Directors

Lamar Chance
 Email..... lchance1@memphis.edu

John Galatas

Email..... jgalatas@memphis.edu

Jen Hannah

Email..... j.lawson@memphis.edu

Graduate Assistant

Ryan Thiele
 Email..... rmthiele@memphis.edu

Digital Media

Gary Paczesny
 Email..... gpaczesny@memphis.edu

Shelby Hodges

Email..... slhodges@memphis.edu

2019 MEMPHIS FOOTBALL

2019 MEMPHIS FOOTBALL ROSTER - NUMERICAL

No.	Name	Pos.	Ht.	Wt.	Cl./Exp.	Hometown/Last School
1	O'Bryan Goodson	DL	6-1	283	Jr./2L	Batesville, Miss./South Panola HS
1	Traveon Samuel	WR/RB	5-7	180	Sr./TR	Phenix City, Ala./Central HS/Louisville/Troy
2	TJ Carter	DB	5-11	189	Jr./2L	Nashville, Tenn./Stratford HS
3	Keith Brown, Jr.	LB	6-3	236	R-Jr./SQ	Madison, Miss./Madison Central/NW Mississippi CC
3	Brady White	QB	6-3	215	R-Jr./1L	Newhall, Calif./Hart HS/Arizona State
4	Brady McBride	QB	6-0	202	R-Fr./SQ	Coppell, Texas/Coppell HS
4	Josh Perry	LB	6-3	200	R-Jr./2L	Amite, La./Amite HS
5	Everitt Cunningham	DE	6-2	241	Jr./TR	West Point, Miss./West Point HS/East Mississippi CC
5	Sean Dykes	TE	6-2	221	Sr./3L	Houston, Texas/Manvel HS
6	Kayode Oladele	DL	6-5	251	R-Fr./SQ	Miami, Fla./Champagnat Catholic HS
6	Patrick Taylor Jr.	RB	6-3	227	Sr./3L	Humble, Texas/Atascocita HS
7	Chris Claybrooks	DB	6-0	176	R-Jr./1L	Nashville, Tenn./McGavock HS/Fort Scott/Coahoma CC
7	Markevious Quinn	QB	6-3	196	R-So./SQ	Ruleville, Miss./Ruleville Central/Pearl River CC
8	Connor Adair	QB	6-4	191	R-So./1L	Trussville, Ala./Hewitt-Trussville HS
8	Xavier Cullens	LB	6-1	220	R-So./SQ	Ecru, Miss./North Pontotoc HS
9	John Broussard	DB	6-1	179	Jr./TR	Phenix City, Ala./Central HS/Auburn
9	John "Pop" Williams	WR	5-9	169	Sr./3L	Destrehan, La./Destrehan HS
10	Damonte Coxie	WR	6-3	197	R-Jr./2L	Reserve, La./East St. John HS
11	Joey Bryant	DB	6-1	180	Sr./TR	Liliha, Hawai'i/Saint Louis/Mt. San Antonio/Arizona St
11	Sheldon Layman	QB	6-1	186	Fr./HS	Mobile, Ala./McGill-Toolen Catholic
12	La'Andre Thomas	DB	6-1	185	R-So./2L	Jackson, Miss./Wingfield HS
13	Jalil Clemons	DL	6-3	240	Fr./HS	Starkville, Miss./Starkville HS
13	Kedarian Jones	WR	6-1	191	R-Sr./3L	Dallas, Texas/Kimball HS
14	Antonio Gibson	WR	6-2	221	Sr./1L	Stockbridge, Ga./Eagles Landing/East Central CC
15	Quindell Johnson	DB	6-1	194	R-Fr./1L	New Orleans, La./Edna Karr
15	Drew Martin	TE	6-3	231	Fr./HS	North Little Rock, Ark./North Little Rock HS
16	Nehemiah Augustus	LB	6-0	203	R-Jr./2L	Patterson, La./Patterson HS
16	Sky Forest	QB	6-5	230	Fr./HS	Memphis, Tenn./Lausanne Collegiate School
17	Kylan Watkins	RB	5-11	178	R-So./SQ	Memphis, Tenn./Whitehaven HS/UT Martin
18	Gabriel Rogers	DB	6-0	187	Jr./TR	Jackson, Miss./Callway HS/Jones County JC
18	Tahj Washington	WR	5-11	165	Fr./HS	Marshall, Texas/Marshall HS
19	Kenneth Gainwell	RB	5-11	191	R-Fr./1L	Yazoo City, Miss./Yazoo County
21	Timothy Taylor	RB	5-10	199	R-So./1L	Memphis, Tenn./East HS
22	Tyrez Lindsey	DB	6-2	216	R-Jr./2L	Dothan, Ala./Dothan HS
23	JJ Russell	LB	6-1	228	Jr./2L	Grenada, Miss./Grenada HS
24	Cameron Fleming	RB	5-7	176	R-Fr./1L	Cedar Hill, Texas/Cedar Hill
25	Rodrigues Clark	RB	6-0	202	Fr./HS	Starkville, Miss./Starkville HS
25	Austin Hall	LB	6-2	225	R-Sr./3L	Collierville, Tenn./Collierville HS
26	Cade Mashburn	LB	6-2	225	R-So./1L	Norman, Okla./Norman North HS
26	Marquavius Weaver	RB	5-10	201	R-So./1L	Bartlett, Tenn./Bartlett HS
27	Maliek Stallings	DB	6-1	168	Fr./HS	Macon, Miss./Noxubee County HS
28	Troy Hurst	DB	6-2	181	R-Fr./SQ	Greensburg, La./St. Helena Central
29	Carlito Gonzalez	DB	6-1	191	R-So./2L	Stone Mountain, Ga./Gepherson HS
30	Rodney Owens	DB	6-0	199	R-So./TR	Nashville, Tenn./Ensworth HS/Louisville/Iowa Western CC
31	Austin Jones	DB	5-11	148	Fr./HS	New Orleans, La./McDonogh 35 HS
32	Jacobi Francis	DB	5-10	186	R-Jr./2L	Covington, Ga./Newton HS
33	Jashon Watkins-Perkins	DB	6-4	200	Fr./HS	Nashville, Tenn./East Nashville Magnet
34	Tyler Garvey	LB	6-1	218	R-So./1L	Collierville, Tenn./Collierville HS
35	Tim Hart	LB	6-1	224	R-Jr./2L	Memphis, Tenn./Memphis University School
36	Ladarius Jordan	DB	5-10	176	R-Sr./1L	Cordova, Tenn./St. Benedict at Auburndale HS
36	Riley Patterson	PK	6-0	190	Jr./2L	Edwardsville, Ill./Edwardsville HS
37	Jaylon Allen	DE	6-2	228	R-Fr./SQ	Humble, Texas/Atascocita HS
37	Cross Holmes	K	5-10	210	Fr./HS	Aurora, Ill./Waubonsie Valley HS
38	Jordan Monk	WR	6-0	180	Fr./HS	Germantown, Tenn./Houston HS
38	Jonathan Wilson	DL	6-3	264	Sr./3L	Port Sulphur, La./South Plaquemines HS
39	Harold Nash III	LB	5-10	184	Fr./HS	West Bloomfield, Mich./St. Mary's HS/Fork Union Military
40	Thomas Pickens	LB	6-2	210	R-Jr./2L	Memphis, Tenn./Memphis University School
41	Sanchez Blake Jr.	DB	6-0	204	R-So./1L	Olive Branch, Miss./Olive Branch HS
42	Preston Brady	LS	6-0	215	R-So./1L	Cordova, Tenn./Evangelical Christian School
42	Devon Starling	RB	6-0	190	Fr./HS	Antioch, Tenn./Cane Ridge HS
43	Mario Nolan-Dillard	RB	6-0	203	So./SQ	Memphis, Tenn./Lausanne/Naval Academy Prep School
43	Ja'Len Sims	LB	6-2	221	Fr./HS	Fultondale, Ala./Fultondale HS
44	Kendell Johnson	DB	5-9	199	R-Fr./SQ	New Orleans, La./Edna Karr HS
45	Raymond Fracchia	DB	5-11	187	Fr./HS	Memphis, Tenn./Christian Brothers HS
45	Kameron Wilson	TE	6-7	240	R-Fr./SQ	Bessemer, Ala./Hueytown HS
46	Cole Mashburn	DE	6-3	240	Fr./HS	Norman, Okla./Norman North HS
47	Colton Cochran	DB	6-0	202	R-Jr./2L	Memphis, Tenn./St. Benedict at Auburndale HS
48	Dylan Ingram	RB	6-1	227	Fr./HS	Memphis, Tenn./Central HS
48	Adam Williams	P	6-5	238	R-So./1L	Lebanon, Tenn./Wilson Central
49	Treysen Neal	LS	5-9	222	So./1L	Lake St. Louis, Mo./Wentzville Liberty HS

2019 MEMPHIS FOOTBALL ROSTER - NUMERICAL

50	Jared Edwards	TE	6-4	281	R-Fr./SQ	Evensville, Tenn./Rhea County HS
50	Joseph Honeysucker	DE	6-3	240	Fr./HS	Nashville, Tenn./Hillsboro
52	Peyton Jones	OL	6-6	302	R-Sr./3L	Memphis, Tenn./Memphis University School
52	Matt Rhodes	LB	5-11	239	Fr./HS	Memphis, Tenn./Memphis University School
53	Nyle Love	LB	6-1	243	R-Fr./SQ	Memphis, Tenn./Lausanne Collegiate School
53	Dustin Woodard	OL	6-2	291	Sr./3L	Chandler, Ariz./Chandler HS
54	J'Len Smith	DL	6-2	237	R-So./SQ	Memphis, Tenn./Whitehaven HS
55	Bryce Huff	DE	6-3	255	Sr./3L	Mobile, Ala./St. Paul's Episcopal
56	Corteze Love	DE	6-3	236	R-Fr./1L	Memphis, Tenn./Lausanne Collegiate School
56	Dylan Parham	OL	6-3	286	R-So./1L	Carrollton, Ga./Carrollton HS
57	Nigel Brannon	OL	6-5	350	R-Fr./SQ	Oklahoma City, Okla./John Marshall
57	Andrew Lawton	LB	6-0	198	Fr./HS	Chipley, Fla./Chipley HS
58	Will Gusmus	LB	6-1	204	Fr./HS	Germantown, Tenn./Houston HS
59	Chandler Stump	DL	6-3	239	R-Jr./2L	Franklin, Tenn./Centennial HS
61	Josh Northcutt	OL	6-5	315	R-Fr./SQ	Selmer, Tenn./McNairy Central HS
65	Jake Stopkotte	OL	6-4	301	Fr./HS	Nashville, Tenn./Christ Presbyterian Academy
67	Manuel Orona-Lopez	OL	6-3	289	R-Jr./1L	Phoenix, Ariz./Browne HS/Glendale CC
68	Nathan Bradley	OL	6-3	316	Fr./HS	Millington, Tenn./Tipton-Rosemark Academy
70	Jacob Likes	OL	6-2	294	Fr./HS	Memphis, Tenn./Christian Brothers HS
71	Evan Fields	OL	6-5	293	R-Fr./SQ	Sharpsburg, Ga./East Coweta
73	Titus Jones	OL	6-4	268	R-Fr./SQ	New Orleans, La./Edna Karr
74	Isaac Ellis	OL	6-2	310	R-Fr./1L	Monroe, La./Carroll HS
75	Matt Dale	OL	6-6	335	Jr./TR	Raymond, Miss./Kemper County HS/Hinds CC
76	Blaine Bishop	OL	6-3	290	R-Fr./SQ	Tallahassee, Fla./North Florida Christian
77	Obinna Eze	OL	6-8	303	R-So./1L	Nashville, Tenn./Davidson Academy
78	Nick Metzinger	OL	6-4	287	Fr./HS	Paris, Tenn./Henry County HS
79	Scottie Dill	OL	6-7	297	R-Sr./3L	Eads, Tenn./Briarcrest Christian School
80	Coye' Fairman	WR	6-3	203	R-So./SQ	Humble, Texas/Atascocita HS
81	Javon Ivory	WR	6-2	196	Fr./HS	Grove Hill, Ala./Clarke County HS
82	Cameron Baker	WR	6-0	168	Fr./HS	Germantown, Tenn./Germantown HS
83	John Hassell	TE	6-3	239	R-So./SQ	Collierville, Tenn./Collierville HS
84	Calvin Austin III	WR	5-9	163	R-So./1L	Memphis, Tenn./Harding Academy
86	Joey Magnifico	TE	6-4	240	R-Sr./3L	Cordova, Tenn./St. Benedict at Auburndale HS
87	Jeremy Tate Jr.	WR	6-4	226	R-Fr./SQ	Columbus, Miss./New Hope
88	Tyce Daniel	TE	6-4	233	R-So./1L	Paducah, Ky./McCracken County HS
89	Tyler 'TJ' Moore	WR	5-10	164	R-So./HS	Olive Branch, Miss./Olive Branch HS
90	John Tate IV	DL	6-4	308	R-Jr./2L	Pine Bluff, Ark./Pine Bluff HS
92	Jeremiah Maclin	DE	6-1	239	Jr./SQ	Southaven, Miss./Southaven HS/Itawamba CC
93	Desmond Hawkins	DL	6-5	285	R-Sr./1L	Memphis, Tenn./Craigmont HS/Hinds CC
94	Joseph Dorceus	DL	6-0	260	R-Jr./2L	Spring, Texas/Spring HS
95	Keith Brigham	DL	6-3	292	Sr./1L	Normal, Ill./West/Pima CC
96	Travis Hopper	DL	6-3	285	Fr./HS	Memphis, Tenn./Central HS
97	Wardalis Ducksworth	DL	6-4	248	Jr./TR	Mize, Miss./Mize HS/Jones County JC
99	Braylon Brown	DL	6-5	260	R-So./1L	Cordova, Tenn./Cordova HS

2019 MEMPHIS FOOTBALL ROSTER - ALPHABETICAL

No.	Name	Pos.	Ht.	Wt.	Cl./Exp.	Hometown/Last School
8	Connor Adair	QB	6-4	191	R-So./1L	Trussville, Ala./Hewitt-Trussville HS
37	Jaylon Allen	DE	6-2	228	R-Fr./SQ	Humble, Texas/Atascocita HS
16	Nehemiah Augustus	LB	6-0	203	R-Jr./2L	Patterson, La./Patterson HS
84	Calvin Austin III	WR	5-9	163	R-So./1L	Memphis, Tenn./Harding Academy
82	Cameron Baker	WR	6-0	168	Fr./HS	Germantown, Tenn./Germantown HS
76	Blaine Bishop	OL	6-3	290	R-Fr./SQ	Tallahassee, Fla./North Florida Christian
41	Sanchez Blake Jr.	DB	6-0	204	R-So./1L	Olive Branch, Miss./Olive Branch HS
68	Nathan Bradley	OL	6-3	316	Fr./HS	Millington, Tenn./Tipton-Rosemark Academy
42	Preston Brady	LS	6-0	215	R-So./1L	Cordova, Tenn./Evangelical Christian School
57	Nigel Brannon	OL	6-5	350	R-Fr./SQ	Oklahoma City, Okla./John Marshall
95	Keith Brigham	DL	6-3	292	Sr./1L	Normal, Ill./West/Pima CC
9	John Broussard	DB	6-1	179	Jr./TR	Phenix City, Ala./Central HS/Auburn
99	Braylon Brown	DL	6-5	260	R-So./1L	Cordova, Tenn./Cordova HS
3	Keith Brown Jr.	LB	6-3	236	R-Jr./1L	Madison, Miss./Madison Central/NW Mississippi CC
11	Joey Bryant	DB	6-1	180	Sr./TR	Liliha, Hawai'i/Saint Louis/Mt. San Antonio/Arizona State
2	TJ Carter	DB	5-11	189	Jr./2L	Nashville, Tenn./Stratford HS
25	Rodrigues Clark	RB	6-0	202	Fr./HS	Starkville, Miss./Starkville HS
7	Chris Claybrooks	DB	6-0	176	R-Jr./1L	Nashville, Tenn./McGavock HS/Fort Scott/Coahoma CC
13	Jalil Clemons	DL	6-3	240	Fr./HS	Starkville, Miss./Starkville HS
47	Colton Cochran	DB	6-0	202	R-Jr./2L	Memphis, Tenn./St. Benedict at Auburndale HS
10	Damonte Coxie	WR	6-3	197	R-Jr./2L	Reserve, La./East St. John HS
8	Xavier Cullens	LB	6-1	220	R-So./1L	Ecru, Miss./North Pontotoc HS

2019 MEMPHIS FOOTBALL

2019 MEMPHIS FOOTBALL ROSTER - ALPHABETICAL

5	Everitt Cunningham	DE	6-2	241	Jr./TR	West Point, Miss./West Point HS/East Mississippi CC
75	Matt Dale	OL	6-6	335	Jr./TR	Raymond, Miss./Kemper County HS/Hinds CC
88	Tyce Daniel	TE	6-4	233	R-So./1L	Paducah, Ky./McCracken County HS
79	Scottie Dill	OL	6-7	297	R-Sr./3L	Eads, Tenn./Briarcrest Christian School
94	Joseph Dorceus	DL	6-0	260	R-Jr./2L	Spring, Texas/Spring HS
97	Wardalis Ducksworth	DL	6-4	248	Jr./TR	Mize, Miss./Mize HS/Jones County JC
5	Sean Dykes	TE	6-2	221	Sr./3L	Houston, Texas/Manvel HS
50	Jared Edwards	TE	6-4	281	R-Fr./SQ	Evansville, Tenn./Rhea County HS
74	Isaac Ellis	OL	6-2	310	R-Fr./1L	Monroe, La./Carroll HS
77	Obinna Eze	OL	6-8	303	R-So./1L	Nashville, Tenn./Davidson Academy
80	Coye' Fairman	WR	6-3	203	R-So./SQ	Humble, Texas/Atascocita HS
71	Evan Fields	OL	6-5	293	R-Fr./SQ	Sharpsburg, Ga./East Coweta
24	Cameron Fleming	RB	5-7	176	R-Fr./1L	Cedar Hill, Texas/Cedar Hill
16	Sky Forest	QB	6-5	230	Fr./HS	Memphis, Tenn./Lausanne Collegiate School
45	Raymond Fracchia	DB	5-11	187	Fr./HS	Memphis, Tenn./Christian Brothers HS
32	Jacobi Francis	DB	5-10	186	R-Jr./2L	Covington, Ga./Newton HS
19	Kenneth Gainwell	RB	5-11	191	R-Fr./1L	Yazoo City, Miss./Yazoo County
34	Tyler Garvey	LB	6-1	218	R-So./1L	Collierville, Tenn./Collierville HS
14	Antonio Gibson	WR	6-2	221	Sr./1L	Stockbridge, Ga./Eagles Landing/East Central CC
29	Carlito Gonzalez	DB	6-1	191	R-So./2L	Stone Mountain, Ga./Gephenson HS
1	O' Bryan Goodson	DL	6-1	283	Jr./2L	Batesville, Miss./South Panola HS
58	Will Gusmus	LB	6-1	204	Fr./HS	Germantown, Tenn./Houston HS
25	Austin Hall	LB	6-2	225	R-Sr./3L	Collierville, Tenn./Collierville HS
35	Tim Hart	LB	6-1	224	R-Jr./2L	Memphis, Tenn./Memphis University School
83	John Hassell	TE	6-3	239	R-So./SQ	Collierville, Tenn./Collierville HS
93	Desmond Hawkins	DL	6-5	285	R-Sr./1L	Memphis, Tenn./Craigmont HS/Hinds CC
37	Cross Holmes	K	5-10	210	Fr./HS	Aurora, Ill./Waubonsie Valley HS
50	Joseph Honeysucker	DE	6-3	240	Fr./HS	Nashville, Tenn./Hillsboro
96	Trevi Hopper	DL	6-3	285	Fr./HS	Memphis, Tenn./Central HS
55	Bryce Huff	DE	6-3	255	Sr./3L	Mobile, Ala./St. Paul's Episcopal
28	Troy Hurst	DB	6-2	181	R-Fr./SQ	Greensburg, La./St. Helena Central
48	Dylan Ingram	RB	6-1	227	Fr./HS	Memphis, Tenn./Central HS
81	Javon Ivory	WR	6-2	196	Fr./HS	Grove Hill, Ala./Clarke County HS
44	Kendell Johnson	DB	5-9	199	R-Fr./SQ	New Orleans, La./Edna Karr HS
15	Quindell Johnson	DB	6-1	194	R-Fr./1L	New Orleans, La./Edna Karr
31	Austin Jones	DB	6-2	148	Fr./HS	New Orleans, La./McDonogh 35 HS
13	Kedarian Jones	WR	6-1	199	R-Sr./3L	Dallas, Texas/Kimball HS
52	Peyton Jones	OL	6-6	302	R-Sr./3L	Memphis, Tenn./Memphis University School
73	Titus Jones	OL	6-4	268	R-Fr./SQ	New Orleans, La./Edna Karr
36	Ladarius Jordan	DB	5-10	176	R-Sr./1L	Cordova, Tenn./St. Benedict at Auburndale HS
57	Andrew Lawton	LB	6-0	198	Fr./HS	Chipley, Fla./Chipley HS
11	Sheldon Layman	QB	6-1	186	Fr./HS	Mobile, Ala./McGill-Toolen Catholic
70	Jacob Likes	OL	6-2	294	Fr./HS	Memphis, Tenn./Christian Brothers HS
22	Tyrez Lindsey	DB	6-2	216	R-Jr./2L	Dothan, Ala./Dothan HS
56	Corteze Love	DE	6-3	236	R-Fr./1L	Memphis, Tenn./Lausanne Collegiate School
53	Nyle Love	LB	6-1	243	R-Fr./SQ	Memphis, Tenn./Lausanne Collegiate School
92	Jeremiah Maclin	DE	6-1	239	Jr./SQ	Southaven, Miss./Southaven HS/Itawamba CC
86	Joey Magnifico	TE	6-4	240	R-Sr./3L	Cordova, Tenn./St. Benedict at Auburndale HS
15	Drew Martin	TE	6-3	231	Fr./HS	North Little Rock, Ark./North Little Rock HS
26	Cade Mashburn	LB	6-2	225	R-So./1L	Norman, Okla./Norman North HS
46	Cole Mashburn	DE	6-3	240	Fr./HS	Norman, Okla./Norman North HS
4	Brady McBride	QB	6-0	202	R-Fr./1L	Coppell, Texas/Coppell HS
78	Nick Metzinger	OL	6-4	287	Fr./HS	Paris, Tenn./Henry County HS
38	Jordan Monk	WR	6-0	180	Fr./HS	Germantown, Tenn./Houston HS
89	Tyler 'TJ' Moore	WR	5-10	164	R-So./HS	Olive Branch, Miss./Olive Branch HS
39	Harold Nash III	DB	5-10	184	Fr./HS	West Bloomfield, Mich./St. Mary's HS/Fork Union Military
49	Treysen Neal	LS	5-9	222	So./1L	Lake St. Louis, Mo./Wentzville Liberty HS
43	Mario Nolan-Dillard	RB	6-0	203	So./SQ	Memphis, Tenn./Lausanne/Naval Academy Prep School
61	Josh Northcutt	OL	6-5	315	R-Fr./SQ	Selmer, Tenn./McNairy Central HS
6	Kayode Oladele	DL	6-5	251	R-Fr./SQ	Miami, Fla./Chapagnat Catholic HS
67	Manuel Orona-Lopez	OL	6-3	289	R-Jr./1L	Phoenix, Ariz./Browne HS/Glendale CC
30	Rodney Owens	DB	6-0	199	R-So./TR	Nashville, Tenn./Ensworth HS/Louisville/Iowa Western CC
56	Dylan Parham	OL	6-3	286	R-So./1L	Carrollton, Ga./Carrollton HS
36	Riley Patterson	PK	6-0	190	Jr./2L	Edwardsville, Ill./Edwardsville HS
4	Josh Perry	LB	6-3	200	R-Jr./2L	Amite, La./Amite HS
40	Thomas Pickens	LB	6-2	210	R-Jr./2L	Memphis, Tenn./Memphis University School
7	Markevion Quinn	QB	6-3	196	R-So./SQ	Ruleville, Miss./Ruleville Central/Pearl River CC
52	Matt Rhodes	LB	5-11	239	Fr./HS	Memphis, Tenn./Memphis University School
18	Gabriel Rogers	DB	6-0	187	Jr./TR	Jackson, Miss./Callway HS/Jones County JC
23	JJ Russell	LB	6-1	228	Jr./2L	Grenada, Miss./Grenada HS
1	Traveon Samuel	WR/RB	5-7	180	Sr./TR	Phenix City, Ala./Central HS/Louisville/Troy

2019 MEMPHIS FOOTBALL ROSTER - ALPHABETICAL

43	Ja'Len Sims	LB	6-2	221	Fr./HS	Fultondale, Ala./Fultondale HS
54	J'Len Smith	DL	6-2	237	R-So./SQ	Memphis, Tenn./Whitehaven HS/Western Illinois
27	Maliek Stallings	DB	6-1	168	Fr./HS	Macon, Miss./Noxubee County HS
42	Devon Starling	RB	6-0	190	Fr./HS	Antioch, Tenn./Cane Ridge HS
65	Jake Stopkotte	OL	6-4	301	Fr./HS	Nashville, Tenn./Christ Presbyterian Academy
59	Chandler Stump	DL	6-3	239	R-Jr./2L	Franklin, Tenn./Centennial HS
90	John Tate IV	DL	6-4	308	R-Jr./2L	Pine Bluff, Ark./Pine Bluff HS
87	Jeremy Tate Jr.	WR	6-4	226	R-Fr./SQ	Columbus, Miss./New Hope
6	Patrick Taylor Jr.	RB	6-3	227	Sr./3L	Humble, Texas/Atascocita HS
21	Timothy Taylor	RB	5-10	199	R-So./1L	Memphis, Tenn./East HS
12	La'Andre Thomas	DB	6-1	185	R-So./2L	Jackson, Miss./Wingfield HS
18	Tahj Washington	WR	5-11	165	Fr./HS	Marshall, Texas/Marshall HS
17	Kylan Watkins	RB	5-11	178	R-So./SQ	Memphis, Tenn./Whitehaven HS/UT Martin
33	Jashon Watkins-Perkins	DB	6-4	200	Fr./HS	Nashville, Tenn./East Nashville Magnet
26	Marquavius Weaver	RB	5-10	201	R-So./1L	Bartlett, Tenn./Bartlett HS
3	Brady White	QB	6-3	215	R-Jr./1L	Newhall, Calif./Hart HS/Arizona State
48	Adam Williams	P	6-5	238	R-So./1L	Lebanon, Tenn./Wilson Central
9	John "Pop" Williams	WR	5-9	169	Sr./3L	Destrehan, La./Destrehan HS
38	Jonathan Wilson	DL	6-3	264	Sr./3L	Port Sulphur, La./South Plaquemines HS
45	Kameron Wilson	TE	6-7	240	R-Fr./SQ	Bessemer, Ala./Hueytown HS
53	Dustin Woodard	OL	6-2	291	Sr./3L	Chandler, Ariz./Chandler HS

CREDENTIALS POLICIES AND PROCEDURES

Seating for working media at Liberty Bowl Memorial Stadium/Rex Dockery Field is limited. Credentials are issued to working press only, and are at the discretion of the athletics communications director. Members of the media are asked to request credentials at least two weeks in advance. All requests are handled through sportssystem.com/memphis.

All credentials and parking passes are issued on a game-by-game basis and can be revoked at any time at the discretion of the athletics communications director.

Freelance writers/photographers will only be credentialed for an accredited Agency when the Agency itself submits the credential request. Credentials for working media are issued according to the following criteria:

1. Local newspapers, wire services, national publications and newspapers from the opponent's area, along with student newspapers representing the University of Memphis and its opponent.
2. Other daily newspapers with preference to those which regularly cover the Memphis Tigers.
3. Radio and television sports department personnel not broadcasting, but considered reporting.
4. Non-daily newspapers, with preference to those which regularly cover Memphis football.
5. Other weekly and monthly publications that regularly cover the Memphis Tigers.
6. Websites (* see restrictions)
7. Professional Scouts

Credentials authorize the use by the Agency, solely for news and editorial coverage of an event including descriptions, accounts, photographs, films, audio or video recordings or drawings. Any other use or attempted use by the Representative or the Agency is expressly prohibited, unless the Agency has obtained advance written permission of the American Athletic Conference for such other use. The Representative should not use more than two (2) minutes of video highlights from the Event, and such usage shall be limited to regularly scheduled television newscasts aired by the Agency within a 48-hour period following the Event.

For non-game footage, accredited organizations may distribute online non-game audio and video content, including interviews, press conferences and team practices provided that such distribution is three minutes maximum per content opportunity per day, appears in an editorial context only and is not posted live (including through social media apps such as Periscope, Twitter, Facebook, etc.).

The three-minute limit does not include video/audio material that is comprised entirely of a credentialed media employee providing commentary or analysis, including pre- or post-practice stand-up material shot on the field or other facility location.

* Websites - The official website of the Memphis Tigers and the official website of the visiting school will be credentialed. Other websites will not be credentialed unless they meet the following specifications:

1. Must be a legal corporate entity that has been in business at least three full calendar years and has provided coverage of Memphis Athletics or the visiting team for at least three years.
2. Must provide original coverage of ALL athletic teams from the UofM or the university's opponent with its own staff of reporters and photographers.
3. Must travel to and cover all football away games and all major post-season events.
4. Must provide coverage of all press conferences of ALL athletic teams at the University of Memphis.

Websites that sponsor message boards, message centers or chat rooms where people are allowed to post information anonymously will not be issued credentials. If a medium has an online site and it sponsors anonymous forums, it may continue to request credentials under its traditional medium (newspaper, radio, television), but will not be granted additional passes for online staff. Websites must meet NCAA standards for post-season accreditation.

Requests from individuals not employed by an accredited Agency will not be considered. Websites, blogs, message boards and sites in which the primary focus is recruiting **will not** be credentialed. Online entities will not receive photography credentials.

All individuals issued a media pass can be on the sidelines during pre-game and post-game. At kickoff, all media individuals not actively shooting the game must return to the Liberty Bowl Press Box. No

2019 MEMPHIS FOOTBALL

QUICK FACTS

Nickname: Tigers
Mascot: Bengal Tiger
Enrollment: 21,458 (Fall, 2018)
Colors: Blue & Gray
Conference: American Athletic
Stadium: Liberty Bowl Memorial
Capacity: 56,862
Playing Surface: AstroTurf®
Affiliation: NCAA FBS
President: Dr. M. David Rudd
Interim AD: Allie Prescott
Faculty Rep.: Lynda Wray Black
Head Coach: Mike Norvell
Record at UM: 26-14/Fourth Year
Overall Record: Same
Offensive Scheme: Multiple
Defensive Scheme: Multiple
2018 Record: 8-6
AAC Record/Finish: 5-3/1st West
All-Time Record: 489-519-33
First Year of Competition: 1912
Bowl Appearances: 12
Last Appearance: 2018, Birmingham
Record: 5-7-0
First Team All-Americans: 20
Offensive Starters R/L: 6/5
Defensive Starters R/L: 8/3
Special Team Starters R/L: 4/1
Total Lettermen Returning: 51
Total Lettermen Lost: 23
Facebook: /MemphisTigers
Twitter: @TigersAthletics
..... @MemphisFB
YouTube: /SIDMemphis
Instagram: @MemphisAthletics
..... @memphisfootball

one can remain on the sidelines who is not filming the game for a credentialed entity.

MEDIA WILL CALL

Media/photo credentials which have not been mailed can be obtained at Media Will Call, located at the base of the press box elevator on the west side of the stadium. Media Will Call opens two hours prior to kickoff and closes at the end of the first quarter. Game day parking is not available for pick up at Media Will Call.

PARKING

The press parking lot is located on the southwest side (press box side) of Liberty Bowl Memorial Stadium/Rex Dockery Field in the Silver Lot. The press lot is located just south of the elevator entrance. Admittance to this lot is through the main entrance of the Mid-South Coliseum off Southern Avenue. Passes are issued by the Athletics Communications Office and are limited. Game day parking can not be picked up at Media Will Call on game days.

TELEPHONES/INTERNET

There are no pooled phone lines at Liberty Bowl Memorial Stadium. It is suggested that media members that want to order their own telephone lines should first contact Tammy DeGroff (901) 678-5787 to inquire as to their seat locations for the game. Once seat assignments are established, media representatives can call AT&T offices at (800) 766-9115 to order their telephone service. The address of Liberty Bowl Memorial Stadium is 335 South Hollywood Street, Memphis, TN 38104.

Ethernet connections and wireless Internet are available on the second and fourth floors of the press box. High speed wireless Internet is also available in the photographer's workroom located on the concourse level of the Liberty Bowl. (Outside Section 132).

VISITING RADIO

The University and its flagship station, NewsRadio 600 WREC and Rock103 provide courtesy telephone lines for the visiting radio broadcast. There are two standard lines and one ISDN line installed in the visiting radio booth on the fourth floor of the press box. Visiting radio can contact Tammy DeGroff for the telephone numbers. Visiting radio wanting to set up in its stadium booth the day before the game must contact Tammy DeGroff in advance so that the request can be coordinated through the stadium manager.

STATS/SERVICE

The athletics communications staff will provide cumulative stats at the end of each quarter. Full in-game play-by-play is available at **Memphis.Statbroadcast.com**. Statistics are also delivered to the radio booths throughout the game. Light food and beverages will be available in the press box throughout the game. Please contact a member of the athletics communications staff in advance if you will need statistics e-mailed to your organization. The entire statistical package will be posted at both GoTigersGo.com and collegepressbox.com immediately following the game.

POSTGAME INTERVIEWS

The University of Memphis locker room is closed to members of the media following all games. At home games, head coach Mike Norvell will be available in the Tigers' interview room after the

cooling-off period. Requested players will also be available in the interview room. No media are permitted to interview coaches or players on the field prior to the 10-minute cooling-off period.

For road games, Coach Norvell will be made available in front of a Memphis backdrop at a location established with the assistance of the home team SID. Check with the Memphis Athletics Communications staff to get that location.

SPOTTERS

With at least a week's notice, Memphis will work to retain the services of a spotter for radio and television announcers. Please call our office at (901) 678-2337 in advance, and we will assist you in any way possible.

PHOTOGRAPHERS

The sidelines at Liberty Bowl Memorial Stadium/Rex Dockery Field are very restricted and space is limited. Passes will be issued only for approved photographers representing daily newspapers, wire services, student newspapers, television stations and the athletics communications office. Photographers will be restricted to the areas outside the 25-yard lines and behind the white line. **Credentials will not be issued to freelance photographers or for online sites that are not considered national or the official sites of the schools competing in the game.**

No photographers will be allowed inside the team bench areas in accordance with NCAA regulations. In accordance with American Athletic Conference policy, photographers and videographers must shoot outside the network television area.

Photographers are not permitted to sell photos taken at UofM football games without the written consent of the athletics communications office. All photographers must present their credentials to an athletics communications representative at the base of the press box elevator to receive a photo armband/photographers' vest that allows access to the field during the game. All camera personnel MUST wear a photo vest in addition to the photo credential to remain on the field. Photo vests can be attained at media will call on the ground level of the press box elevator.

PRACTICE ATTENDANCE/ INTERVIEWS

Warmups and the first three periods of practice (approximately 20 minutes)

will be open for photos/B-roll footage. Scrimmages during camp are closed to all media.

Live practice reports of any kind are not permitted from the practice site (radio, blogs, social media, etc.). Reporting of injuries, personnel usage and schemes is prohibited prior to discussing them with head coach Mike Norvell. Coach Norvell is the only person who can or will comment on injuries. All interviews will be coordinated through **Tammy DeGroff, Jennifer Hannah or Lamar Chance** of the Athletics Communications staff.

With the first game week and running through the season, Tuesday and Wednesday practices will be open for media attendance.

During the season, interviews with players will be limited to Tuesdays and

Wednesdays as well as following games. Players will be available for interviews after morning practice (which usually starts at 8 a.m.) on Tuesdays. Norvell is available after practice Tuesdays and Wednesdays during game weeks. Away from practice dates and times, interviews requests for Norvell must be placed through Tammy DeGroff by calling (901) 678-5787 or in writing to tdegroff@memphis.edu.

On weeks that games are played on days other than Saturday, please contact the athletics communications staff for the updated practice/interview schedule.

WEEKLY PRESS CONFERENCES

Head coach Mike Norvell holds his weekly press luncheon on Mondays on normal Saturday game weeks. The luncheon is held in the assembly room of

MEDIA INFORMATION

the Hardaway Hall of Fame. Members of the media are invited to attend the luncheon which begins at 11:30 a.m. Coach Norvell addresses the media at noon. On non-Saturday game weeks, Coach Norvell is available following Monday morning practice at the Park Avenue Campus with a mic stand and mult box available.

THE AMERICAN

Additional football information about the American Athletic Conference and its member institutions can be obtained by logging on to www.theamerican.org. The conference site has up-to-date statistics and rankings of all league schools.

LIBERTY BOWL MEMORIAL STADIUM

STADIUM LOCATION

Liberty Bowl Memorial Stadium, owned by the City of Memphis and operated by the Memphis Park Commission, is located at 335 South Hollywood Street in Memphis.

STADIUM FACTS

The stadium was constructed in 1965 and serves as the home for the University of Memphis Tigers, the Southern Heritage Classic and the annual AutoZone Liberty Bowl. This year's Liberty Bowl will pit

teams from the Big 12 and the SEC. Capacity of the Liberty Bowl is 58,325.

LOCKER ROOMS

The Tigers locker room is located in what was the south tunnel which is directly under the stadium's state-of-the-art HD video board. The visitor locker room is located in the north tunnel.

PLAYING SURFACE

The 2019 season marks the eighth season the Tigers will play on AstroTurf®, a surface that is also used by many college

programs and NFL teams. The previous seven seasons (2005-11), Memphis played on FieldTurf at the Liberty Bowl.

STADIUM MANAGEMENT

Global Spectrum manages the Liberty Bowl Memorial Stadium and Fairgrounds as well as more than 120 other public assembly facilities around the world.

Thomas Carrier is the stadium's general manager.

The phone number to contact the stadium's administrative staff is 901-729-4344.

GUIDE CREDITS

EDITORS:

Lamar Chance, Tammy DeGroff, Jennifer Hannah, Ryan Thiele

COVER DESIGN:

University of Memphis Marketing & Communications Department

ASSISTANCE:

John Galatas, Matthew Kamph, Gary Paczesny, Ryan Thiele, Bob Winn, Matt Dillon

PHOTOGRAPHERS:

Trey Clark, Brandon Dill, Savannah Elkins, Mark Goldman, Emily Johnson, George Kubas, Tyler Kaufman, Joe Murphy, Jason Roberts, Matthew Smith, Ben Solomon, George Walker



LIBERTY BOWL MEMORIAL STADIUM HISTORY

ALL-TIME ATTENDANCE

YEAR	G	ATT	AVG	RECORD
1965	5	156,389	31,277	3-2-0
1966	5	130,524	26,104	4-1-0
1967	6	148,934	24,822	5-1-0
1968	5	155,379	31,075	3-2-0
1969	6	166,902	27,438	5-1-0
1970	6	142,187	23,698	4-2-0
1971	8	173,449	21,681	3-5-0
1972	7	194,222	27,746	4-3-0
1973	6	159,081	26,513	4-2-0
1974	6	174,172	29,028	4-2-0
1975	6	144,453	24,075	3-3-0
1976	7	281,966	40,280	5-2-0
1977	7	198,686	28,383	5-2-0
1978	6	158,696	26,449	3-3-0
1979	6	168,200	28,033	3-3-0
1980	6	143,105	23,850	2-4-0
1981	5	158,203	31,640	0-5-0
1982	6	102,003	17,000	1-5-0
1983	5	183,671	36,734	2-2-1
1984	6	235,269	39,212	4-1-1
1985	6	221,477	36,913	1-3-2
1986	4	110,932	27,733	0-4-0
1987	6	206,848	34,475	4-1-1
1988	7	178,767	29,795	5-1-1
1989	6	201,378	33,563	1-5-0
1990	6	157,346	26,224	3-2-1
1991	6	191,896	31,982	3-3-0
1992	6	224,449	37,408	4-2-0
1993	5	126,342	25,268	3-2-0
1994	6	149,943	24,991	4-2-0
1995	5	99,629	19,926	2-3-0
1996	6	214,511	35,752	3-3-0
1997	6	121,340	20,223	4-2-0
1998	6	140,871	23,478	2-4-0
1999	6	185,044	30,841	2-4-0
2000	6	190,055	31,676	2-4-0
2001	6	154,334	25,722	4-2-0
2002	6	175,542	29,257	3-3-0
2003	7	**284,352	40,622	5-2-0
2004	5	205,874	41,175	4-1-0
2005	6	239,946	39,991	4-2-0
2006	7	227,077	32,440	1-6-0
2007	7	207,688	29,670	4-3-0
2008	7	175,024	25,003	4-3-0
2009	6	154,769	25,795	2-4-0
2010	6	143,509	23,918	1-5-0
2011	6	120,470	20,078	1-5-0
2012	6	146,227	24,371	3-3-0
2013	7	199,760	28,537	2-5-0
2014	6	203,106	33,851	5-1-0
2015	6	262,811	43,802	5-1-0
2016	7	261,419	37,346	5-2-0
2017	7	233,150	33,307	7-0-0
2018	7	211,247	30,178	6-1-0
TOTAL	328	9,386,227	28,616	176-145-7

** Largest single-season attendance total in school history.

* Led nation in increased attendance.



The University of Memphis football program is fortunate to have one of the finest facilities in the nation in which to play its home games. Liberty Bowl Memorial Stadium, “built by the citizens of Memphis,” is a memorial to the veterans of World War I, World War II and the Korean War. The renovated 58,325-seat facility, built in 1965 at a cost of \$3.7 million by the city of Memphis, has been operated by the Spectra Venue Management since 2011.

The Tigers inaugurated the stadium in the fall of 1965 and, in 54 years, have compiled a 176-145-7 record at the Liberty Bowl. The stadium features an AstroTurf® playing surface, Musco sports lights, multiple locker and dressing rooms, a football recruiting lounge, sky-suites and a four-level press box, which includes a VIP stadium club. The playing surface, which had been natural grass through 2004, was replaced with FieldTurf prior to the 2005 campaign. For the 2012 season, the surface changed to AstroTurf®.

The most recent Liberty Bowl renovations came in 2019 with a video scoreboard system upgrade in both the north and south end zones. The \$2.6 million-dollar upgrade is centered around a replacement of both videoboards to a Daktronics product. While the videoboards will remain the same size, the video components are a higher quality and better resolution than the previous system. This will provide the Stadium with an integrated audio and video system that has a longer service life. These boards were designed and built by Daktronics of Brookings, South Dakota, the world’s industry leader in electronic scoreboards, programmable display systems and large screen video displays.

Currently, the City of Memphis has an ongoing project with Crown Castle to develop and install a multi-million dollar Distributed Antennae System (DAS) to drastically enhance the cellular service in the Stadium. This system will service the entire Stadium as well as Tiger Lane and auxiliary spaces of the Mid-South Fairgrounds. Crown Castle’s designed this DAS system to support 4G LTE carriers, with the expansion capacity to a 5G service signal. The project design started in the spring of 2019, with hopeful full operational implementation during the 2019 football season.

2018 saw more changes to the historical stadium with the expansion of the home locker room in the south end zone. The transformation turned the previous space into a 6,000-square-foot, first-class area with state-of-the-art technology, spacious lockers and expanded rooms for athletic training and coaches’ locker rooms. Each of the 100 plus lockers has leather seats and 32-inch digital display above each locker with each player’s picture, number and hometown displayed. The locker room was part of a \$2.5 million renovation project approved by the City Council in May. Additionally, the Stadium received a new JBL Gold Series sound system by Daktronics to greatly enhance the customer experience. Auxiliary audio components in the Stadium Club and Suites were also replaced.

The Liberty Bowl’s previous makeover came in 2016. With the approval of the Memphis City Council in December 2015, a total of 5,596 chairback seats were added and reduced the stadium’s capacity to 58,325. The new 22-inch wide chairback seats replaced the 19-inch wide chairbacks and 15-inch

STADIUM FACTS

Capacity.....	58,325
Surface.....	AstroTurf®
First Game.....	Sept. 18, 1965
Opponent.....	Ole Miss
Score.....	Ole Miss 34, Memphis 14
All-Time Home Record.....	176-145-7
Most Points Scored.....	77, Memphis
Opponent.....	Bowling Green (9/24/16)
Most Points by Opponent.....	59, Miss. St. (2011)

LIBERTY BOWL MEMORIAL STADIUM HISTORY

wide bleacher seating on the lower portion of the east and west sidelines. Other 2016 upgrades included lighting, scoreboard and the adjacent Pipkin Building, all improving the Tigers gameday experience.

The centerpiece of the 2012 renovations was a \$2.5 million video scoreboard and sound system. A generous donation provided by FedEx to the UofM paved the way for the video board/sound system upgrades. The south end zone features a 98'x48' video board with a sound system located on the sides. The scoreboard's speakers and crown make the structure's size grow to 106'x58'. The north end zone was updated with an LED board that is 38'x10'.

In addition to the FieldTurf playing surface in 2005, the Liberty Bowl underwent several aesthetic changes from 2005-11 that made the stadium look more like the "Home of the Tigers."

Prior to the start of the 2006 season, Jim McDonald of McDonald Outdoor provided several large photo wraps on the walls of the stadium's entrances to welcome Tigers fans. Graphics wraps were unveiled around the stadium's interior in 2008, and a face-lift project for the stadium's restrooms on the lower concourse was completed prior to the start of the season.

Renovations in both 2009 and 2013 have brought the stadium into compliance with ADA specifications. The two separate renovations lowered the stadium's capacity from 62,380 to 59,308. The addition of chairback seating prior to 2016 lowered the capacity again to its current 58,325 number.

In the spring of 2010, the Memphis City Council approved a \$15.7 million capital improvements budget to upgrade the grounds surrounding the Liberty Bowl. Included in the renovations was the construction of a grand entrance off East Parkway which City Council approved naming "Tiger Lane" in honor of the facility's longest tenant — the University of Memphis. "Tiger Lane" officially opened Sept. 18, 2010, when Memphis hosted Middle Tennessee.

Prior to the recent upgrades in the 2000s, the previous major renovation came in 1987 to a tune of \$19.5 million. Included in the 1987 face lift was the addition of the sky-suites located on the east side of the stadium, approximately 12,000 seats in the stands and a stadium club to accommodate donors. Other areas of the stadium also were vastly improved, (including: lighting system, playing surface, handicap seating area, concession stands and restroom facilities).

In December of 1983, city of Memphis officials named the playing surface Rex Dockery Field in honor of the late Tigers coach who was killed in a plane crash.

During the 2015 season, the University honored Dockery with a field re-dedication ceremony. In attendance were the families of the four individuals who lost their lives, and a commemorative plaque was unveiled, honoring those individuals at the Tiger Lane entrance to the stadium.

2016 marked the debut of chair-back seating along both sidelines at the Liberty Bowl, along with upgrades in lighting, and the adjacent Pipkin Building, helping to improve the game day experience for Tigers fans.

Throughout the 50-year history, several professional teams have called the Liberty Bowl home. In 1974, the Grizzlies of the World Football League played their only season in Memphis. From 1978-80, the stadium hosted the Memphis Rogues of the North American Soccer League, and later in 1984-85, the Showboats of the U.S. Football League (USFL). Four other professional football organizations spent one season in the Liberty Bowl, including the NFL's Memphis Maniax (2001), the NFL's Tennessee Oilers (1997), the CFL's Memphis Mad Dogs (1995) and the AAF's Memphis Express (2019).

The largest crowd to witness a Tigers game at the Liberty Bowl was the record-setting 65,885 that attended Memphis' 1996 stunning upset of No. 6 Tennessee. The Tigers defeated the Vols 21-17 before a CBS Sports regionally-televised audience. The entire nation, however, saw Memphis' game-winning drive when CBS carried the final five minutes nationally.

Most recently, Memphis welcomed the Navy Midshipmen to the Liberty Bowl for a conference clash in 2015. The crowd of 55,212 was the most for a conference contest for the Tigers and the second-largest crowd for a non-SEC opponent in school history.

TOP CROWDS		
YEAR	OPPONENT	ATTENDANCE
1996	Tennessee	65,885
1991	Mississippi	65,483
1992	Tennessee	65,234
1987	Mississippi	64,187
2000	Tennessee	63,121
2006	Tennessee	61,783
2015	Mississippi	60,241
1989	Mississippi	59,795
1999	Mississippi	57,523
1989	Arkansas State	57,500
2017	Iowa State #	57,266
2015	Navy	55,212
1988	Tennessee	55,173
2005	Mississippi	53,339
1981	Mississippi	53,170
1979	Mississippi	53,166
2004	Louisville	52,384

2018 Liberty Bowl game
The largest crowd Memphis has ever played in front of was 107,261 when the Tigers fell to Tennessee in Knoxville during the 1999 season.

MEMPHIS' LIBERTY BOWL RECORDS

- **Best Record:** 7-0 (2017)
- **Worst Record:** 0-5-0 (1981)
- **Most Points Scored:** Memphis - 77 vs Bowling Green, 2016; Opponent - 59, Mississippi State, 2011; Tulsa, 2017
- **Highest Combined Score:** 107 pts., 55-52, 3OT win over SMU, 2007
- **Lowest Combined Score:** 3 pts., 3-0 loss to Ole Miss, 1999
- **Longest Run from Scrimmage:** Memphis - 92 yards by Herb Covington vs Cincinnati, 1966; Opponent - 84 yards by Mickey Collins, Wichita State, 1978
- **Longest Pass Completion:** Memphis - 94 yards by Lloyd Patterson to Earnest Gray vs Houston, 1978; Opponent - 85 yards by Erik Ainge to Robert Meachem, Tennessee, 2006
- **Longest Interception Return:** Memphis - 93 yards by Reggie Ball vs SMU, 2013; Opponent - 99 yards by Izell McGill, Mississippi State, 1996 (intercepted fumble) & by Dustin Mouzon, Ole Miss, 2007
- **Longest Kickoff Return:** Memphis - 100 yards, twice by Tony Pollard, once vs Southern Illinois (9/23/17) and once vs East Carolina (11/25/17); Opponent - 100 yards by Maurice Nelson, Tulane, 1985

- **Longest Punt Return:** Memphis - 94 yards by Keith Wright vs Louisville, 1975; Opponent - 85 yards by Morris Letcher, East Carolina, 1992
- **Longest Field Goal:** Memphis - 53 yards by Jake Elliott vs Tulsa, 2014 & Stephen Gostkowski vs Marshall, 2005; Opponent - Franco Grilla 50 yards, UCF, 1990
- **Most Yards Rushing by an Individual:** Memphis - 262 yards by DeAngelo Williams vs Houston, 2004; Opponent - 301 yards by Chris Johnson, East Carolina, 2007
- **Most Yards Rushing by a Team:** Memphis - 507 yards vs Tulsa, 1969; Opponent - 491 yards, East Carolina, 2007
- **Fewest Yards Rushing by a Team:** Memphis - minus 14 yards vs SMU, 2011; Opponent - minus 4 yards, Ole Miss, 1993
- **Most Yards Passing by an Individual:** Memphis - 416 yards, Martin Hankins vs East Carolina, 2007; Opponent - 557 yards, Hayden Moore, Cincinnati, 2015
- **Most Yards Passing by a Team:** Memphis - 416 yards vs East Carolina, 2007; Opponent - 620 yards, Cincinnati, 2015
- **Fewest Yards Passing by a Team:** Memphis - minus 3 yards vs Marshall, 2005; Opponent - 14 yards, Southern Miss, 1981
- **Most Passing Attempts by an Individual:** Memphis - 60 by Martin Hankins vs ECU & Ole Miss, 2007; Opponent - 61 by Marquel Blackwell, USF, 2001
- **Most Passing Attempts by a Team:** Memphis - 61 vs Ole Miss, ECU & SMU, 2007; Opponent - 64 by Cincinnati, 2015
- **Most Pass Completions by an Individual:** Memphis - 41 by Martin Hankins vs Ole Miss, 2007; Opponent - 35 by Marcus Crandell, East Carolina, 1994 & by Justin Willis, SMU, 2007
- **Most Pass Completions by a Team:** Memphis - 41 vs Ole Miss, 2007; Opponent - 38 by Cincinnati, 2015
- **Most Pass Receptions by an Individual:** Memphis - 15, Anthony Miller vs Tulsa, 2016; Opponent - 14, Laquon Treadwell, Ole Miss, 2015 & Cris Penn, Tulsa, 1993
- **Most Receiving Yards by an Individual:** Memphis - 250, Anthony Miller vs Tulsa, 2016; Opponent - 208 yards, James Casey, Rice, 2008
- **Most Total Offense by an Individual:** Memphis - 405 yards by Martin Hankins vs ECU, 2007; Opponent - 489 yards by Justin Willis, SMU, 2007
- **Most Total Offense by a Team:** Memphis - 752 yards vs Mercer, 2018; Opponent - 752 by Cincinnati, 2015
- **Most Combined Total Offense by Two Teams in a Game:** 1,322 yards, Memphis (570) vs Cincinnati (752), 2015
- **Most Touchdowns by a Team in a Game:** Memphis - 10 vs Bowling Green, 2016; vs Louisville, 1969; Opponent - 8, Tennessee, 1969; Louisville, 2004; ECU, 2007; Houston, 2010 & MSU, 2011; Tulsa, 2016.
- **Most Points Scored by an Individual:** Memphis - 42 by Paxton Lynch vs SMU, 2015; Opponent - 30 by James Flanders, Tulsa, 2016.
- **Most Rushing Touchdowns by an Individual:** Memphis - 4 by DeAngelo Williams vs Houston, 2004; Opponent - 5 by James Flanders, Tulsa, 2016
- **Most Rushing Touchdowns by a Team:** Memphis - 7 vs Austin Peay, 2014 & vs North Texas St., 1971; Opponent - 6 by Tennessee, 1969; Texas A&M, 1978 & East Carolina, 2007; Tulsa, 2016
- **Most Touchdown Passes by an Individual:** Memphis - 7, Paxton Lynch vs SMU, 2015; Opponent - 5 by David Piland, Houston, 2010 & Tyler Bray, Tennessee, 2010
- **Most Touchdown Passes by a Team:** Memphis - 7 vs SMU, 2015; Opponent - 6 by Houston, 2010
- **Most Touchdown Receptions by an Individual:** Memphis - 3 by five players (most recent Carlos Singleton vs SMU, 2007); Opponent - 3 by Alama Matthews, Vanderbilt, 1982, Roydell Williams, Tulane, 2004 & Emmanuel Sanders, SMU, 2007
- **Most Field Goals Made by an Individual:** Memphis - 4 by Jake Elliott vs Tulsa, 2014; Matt Reagan vs UAB 2007; Stephen Gostkowski vs Marshall, 2005 & Rusty Bennett vs North Texas State, 1977; Opponent - 4 by Jim Becksvoort, Tennessee, 1992; Michael Torres, UCF, 2006; and Andrew Gantz, Cincinnati, 2015
- **Most Points Kicking by an Individual:** Memphis - 16 by Jake Elliott vs Tulsa, 2014; Opponent - 16 by Andrew Gantz, Cincinnati, 2015
- **Most Interceptions by an Individual:** Memphis - 3 by Keith Simpson vs North Texas State, 1977, and Olie Cordell vs Mississippi State, 1965; Opponent - 3 by Chris Donnelly, Vanderbilt, 1989 & J.R. Reed, USF, 2003
- **Most Interceptions by a Team:** Memphis - 6 vs Tulsa, 1972; Opponent - 5 by three teams (most recent Mississippi State, 2002)
- **Most Interception Return Yardage by an Individual:** Memphis - 95 yards by Marty Hammock vs Southern Miss, 1973; Opponent - 124 yards by Shawn Ferguson, Cincinnati, 1998 (two interceptions)
- **Most Punts by an Individual:** Memphis - 13 by Hugh Owens vs Texas A&M, 1979
- **Most Punt Returns by an Individual:** Memphis - 6 by Russell Copeland vs Cincinnati, 1992; Opponent - 8 by Willie Gault, Tennessee, 1981
- **Most Punt Returns by a Team:** Memphis - 8 vs Quantico, 1968; Opponent - 13 by Texas A&M, 1979
- **Most Punt Return Yardage:** Memphis - 133 by David Berrong vs Wichita State, 1968; Opponent - 123 by Morris Letcher, East Carolina, 1992

HOMECOMING GAME



Memphis defeated UConn 55-14 in the 2018 Homecoming Game at Liberty Bowl Memorial Stadium. The running back duo of Patrick Taylor Jr. (top left) and Darrell Henderson (top right) combined for six touchdowns.

ALL-TIME HOMECOMING RESULTS

1926: Middle Tennessee 27, Memphis 0
 1929: Memphis 0, Delta State 0
 1932: Memphis 6, Tennessee JC 0
 1933: Western Kentucky 19, Memphis 0
 1934: Memphis 18, Middle Tennessee 0
 1935: Union University 33, Memphis 0
 1936: Louisiana College 12, Memphis 0
 1937: Tennessee Tech 14, Memphis 13
 1938: Memphis 20, Troy State 6
 1939: Western Kentucky 12, Memphis 0
 1940: Memphis 26, Louisiana College 13
 1941: Memphis 23, Delta State 7
 1942: Union University 39, Memphis 0
 1947: Memphis 40, Austin Peay 0
 1948: Memphis 21, Union University 0
 1949: Memphis 21, Kansas State 14
 1950: Memphis 20, Southwestern La. 0
 1951: Memphis 38, Western Kentucky 0
 1952: Memphis 29, Louisville 25
 1953: Arkansas State 20, Memphis 0
 1954: Memphis 26, Arkansas State 7
 1955: Memphis 20, Tennessee Tech 12
 1956: Memphis 42, Western Kentucky 0
 1957: Southern Miss 14, Memphis 6
 1958: The Citadel 28, Memphis 26
 1959: Memphis 16, Florida State 6
 1960: Memphis 42, Hardin-Simmons 7
 1961: Memphis 35, Abilene Christian 0
 1962: Memphis 8, Southern Miss 6

1963: Memphis 9, South Carolina 0
 1964: Memphis 34, Louisville 0
 1965: Memphis 33, Mississippi State 13
 1966: Memphis 6, Tulsa 0
 1967: Florida State 26, Memphis 7
 1968: Memphis 29, Southern Miss 7
 1969: Memphis 42, Tulsa 24
 1970: Memphis 16, Florida State 12
 1971: Houston 35, Memphis 7
 1972: Memphis 38, Utah State 29
 1973: Southern Miss 13, Memphis 10
 1974: Memphis 42, Florida State 14
 1975: Southern Miss 21, Memphis 7
 1976: Memphis 28, Auburn 27
 1977: Louisville 14, Memphis 13
 1978: Memphis 35, Vanderbilt 14
 1979: Memphis 10, Louisville 6
 1980: Vanderbilt 14, Memphis 10
 1981: Southern Miss 10, Memphis 0
 1982: Cincinnati 16, Memphis 7
 1983: Southern Miss 27, Memphis 20
 1984: Memphis 20, Southwestern La. 7
 1985: Memphis 38, Tulane 21
 1986: Mississippi State 34, Memphis 17
 1987: Memphis 45, Tulane 36
 1988: Memphis 31, Mississippi State 10
 1989: Memphis 13, Vanderbilt 10
 1990: Memphis 20, Southwestern La. 6
 1991: Tulsa 33, Memphis 28

1992: Memphis 34, Cincinnati 14
 1993: Tulsa 23, Memphis 19
 1994: Memphis 26, Cincinnati 3
 1995: Mississippi 34, Memphis 3
 1996: Memphis 18, Cincinnati 16
 1997: Memphis 24, Houston 3
 1998: Memphis 35, Arkansas State 19
 1999: Louisville 32, Memphis 31
 2000: Houston 33, Memphis 30 (3OT)
 2001: UAB 17, Memphis 14
 2002: Houston 26, Memphis 21
 2003: UAB 24, Memphis 10
 2004: Memphis 41, Houston 14
 2005: Memphis 27, East Carolina 24
 2006: Tulsa 35, Memphis 14
 2007: East Carolina 56, Memphis 40
 2008: Memphis 36, Southern Miss 30
 2009: Memphis 35, UTEP 20
 2010: Houston 56, Memphis 17
 2011: SMU 42, Memphis 0
 2012: UCF 35, Memphis 17
 2013: Memphis 21, UT Martin 6
 2014: Memphis 40, Tulsa 20
 2015: Navy 45, Memphis 20
 2016: Tulsa 59, Memphis 30
 2017: Memphis 44, Southern Illinois 31
 2018: Memphis 55, UConn 14
WON 49, LOST 35, TIED 1



Dave Woloshin
Play-by-Play



Jarvis Greer
Analyst



Jeff Brightwell
Pregame/
Postgame Host



Matt Dillon
Pregame/
Postgame Analyst



Dan O'Brien
Engineer

In 2006, the University of Memphis began a new broadcasting agreement with iHeartRadio, making NewsRadio 600 WREC the flagship station for Memphis football and men's basketball. In 2016, iHeartRadio also added Rock 103 (102.9FM) as a flagship station for all Tigers football and men's basketball games, meaning Tiger fans can find the game or the coaches' shows on both the AM and FM dials.

NewsRadio 600 WREC is in its 95th year covering the Mid-South region as the station Memphis turns to for news. The flagship allows Tiger games to be broadcast in HD Digital. The 600 WREC signal allows broadcast to be heard as far as Jonesboro to the north, Little Rock to the west, and Oxford to the south.

Dave Woloshin returns as play-by-play commentator for his 23rd season. Woloshin, a well-known sports figure in Memphis, is in his 33rd year of being associated with the Tigers' broadcast team. He began with Tigers' television broadcasts in 1986, and for the last 22 years, has handled the radio broadcast for Memphis football and basketball. Woloshin came to Memphis as the sports anchor for WHBQ-TV 13 in 1981. He handled play-by-play duties for the Memphis RiverKings and the Memphis Americans, Storm and Rogues soccer teams. Woloshin also worked with broadcast teams for ESPN and SportsChannel America and numerous high school football games of the week.

Woloshin is married to the former Gayle Stein of Memphis. The couple has four children: Nathan, Jacob, Brett and Brendan.

Jarvis Greer, a well-known local television personality and former Tiger football letterman, begins his seventh season as analyst for Memphis football broadcasts.

A native Memphian, Greer played for the Tigers during the tenure of head coach Richard Williamson playing defensive back as well as seeing action

on special teams in 1977 and 1978. The Christian Brothers High School graduate came to the Tigers in the spring of 1977 and by the start of the fall season had earned a scholarship and a spot at safety in the defensive secondary.

The two-year letterwinner received his degree from then Memphis State University in Communications/Fine Arts and immediately began his 30-plus year career with WMC-TV. Greer

has served the local NBC affiliate as a reporter, photographer, editor, assignment editor and anchor. During his television career, he has received a Regional Emmy and is a three-time Best of Memphis Award winner for his "Friday Football Fever Show" covering prep football in the Mid-South.

Greer was the 2012 recipient of the Billy J. Murphy Award. The honor is presented each year to a former University of Memphis student-athlete who has excelled in his chosen profession after graduation.

Greer and his wife Emily have two children who are graduates of the University of Memphis, daughter McKenzie and son J.J., who lettered four years on the Memphis Tiger soccer team (2009-13).

Jeff Brightwell, the "Voice of Tigers Baseball and Women's Basketball," will be in his first year as the pregame/postgame host for the Memphis football and basketball broadcast. During the 2018 season, Brightwell stepped into the role of sideline reporter after serving as the broadcast team captain for a number of seasons, handling the majority of the production and engineering duties. In addition to the pre and postgame duties, Brightwell is the host of the Mike Norvell and Penny Hardaway Radio Shows.

A 1996 Memphis graduate, Brightwell came to Memphis in 2003 after spending six years in Missouri. He has done play-by-play for Southeast Missouri State, Central Methodist College, Truman State, Moberly Community College and the Memphis RiverKings.

The last 16 years, the native Memphian has broadcast both home and away contests for Memphis baseball and women's basketball on WUMR 91.7 FM.

MIKE NORVELL WEEKLY RADIO SHOW

Head coach Mike Norvell will hold a weekly radio show on iHeart Radio (on AM600) in Memphis throughout the season. Joining Coach Norvell on the broadcast will be Jeff Brightwell, who serves as the show's host.

Fans close enough to drop by the show in person are welcome to do so. The show is held at the Brookhaven Pub located at 695 West Brookhaven Circle in East Memphis – brookhavenpubandgrill.com / 901-680-8118.

2019 Radio Schedule

- Monday, August 26
- Monday, September 2
- Monday, September 9
- BYE WEEK
- Monday, September 23
- Monday, September 30
- Monday, October 7
- Monday, October 14
- Monday, October 21
- Monday, October 28
- BYE WEEK
- Monday, November 11
- Monday, November 18
- Monday, November 25



MEMPHIS TIGER RADIO NETWORK

Brightwell also calls play-by-play for American Athletic Conference championship events on its network and is part of the Cross Fit Games television broadcast crew.

Brightwell was named the College Baseball Foundation's National Broadcaster of the Month in April 2005 and was honored as the Sportscaster of the Year in 2002 by the Missouri Broadcasters Association. He has also served as the public address announcer for the Triple-A Memphis Redbirds.

Matt Dillon will serve as the football sideline reporter for a 16th-straight season. Dillon, who is in his 46th year working in the sports industry, also serves as the co-host of the Memphis pregame and post-game shows for football and basketball games. He has hosted the shows for the last 17 years.

In addition to his football duties, Dillon has handled the color analyst spot for Memphis basketball radio broadcasts since 2002-03. The 1973 Memphis graduate began his long broadcast association with Tigers

2019 MEMPHIS RADIO NETWORK AFFILIATES



sports when he did play-by-play for WKNO-TV from 1973-2001. In the 1980s, Dillon also served as an analyst on WMC and handled play-by-play duties on WPTY-TV for road contests. From 1995-2000, Dillon served in several capacities in broadcasting Tigers football and basketball, including hosting coaches shows in the late 1990s.

Dillon and his wife, Marni, reside in Germantown.

A 2005 graduate of the University of Memphis, **Dan O'Brien** is in his second season as broadcast crew chief for the Tiger Radio Network. O'Brien began working with Learfield

in 2007, assisting in the production and engineering of Tiger football and basketball and various coaches' radio shows, including the Mike Norvell and Penny Hardaway Radio Shows. He has also served as a backup play caller for football and basketball. O'Brien and his wife, Sara, reside in Memphis with their two children, Haleigh and Wesley. He also works for LEGO Group as a sales representative.



NATIONAL TELEVISION BROADCASTS

The American Athletic Conference's contract with ESPN provides unprecedented exposure for its member institutions.

The multi-year, wide-ranging television contract with ESPN to telecast its football, basketball and Olympic sports runs through the 2019-20 academic year.

The contract includes comprehensive national exposure via the acknowledged leader in college sports television, the ESPN networks.

"The extraordinary exposure provided by the ESPN networks will give viewers the opportunity to see the exciting competition and intense rivalries that will characterize our conference," Commissioner Mike Aresco said when the contract was originally announced.

Beginning with the 2014-15 academic year, football, basketball and Olympic sports were all under one agreement. The conference has retained marketing rights, providing lucrative sponsorship opportunities.

In football, the contract provides unprecedented national coverage for the league. In essence, the extensive national television coverage replaces previous syndication and local telecasts. All conference controlled games, which are conference games and

non-conference home games, will be televised.

Nearly 90 percent of the games are carried on national broadcast or national cable.

The conference championship game, which was played for the first time in 2015, will be again be carried by ABC or ESPN on Championship Saturday.

In men's basketball, all conference controlled games are televised.

More than 63 percent of the games are carried on national broadcast or national cable, which will be a minimum of 107 games.

The entire conference postseason basketball tournament is televised nationally. The championship game is televised on either ABC or ESPN.



MEMPHIS HISTORY ON TELEVISION BROADCASTS

TIGERS ON NATIONAL TV

DATE	OPPONENT (TV)	RESULT
11/4/67	Florida State (ABC) <i>Murphy Record in TV Games</i>	L, 26-7 0-1
10/25/80	Florida State (ABC) <i>Williamson Record in TV Games</i>	L, 24-3 0-1
10/30/82	Georgia (ESPN) <i>Dockery Record in TV Games</i>	L, 34-3 0-1
9/21/85	Florida State (WTBS) <i>Dempsey Record in TV Games</i>	L, 19-10 0-1
9/24/88	Florida (Sport Channel) <i>Bailey Record in TV Games</i>	W, 17-11 1-0
11/18/89	Florida St. (Sunshine Network)	L, 57-20
11/17/90	Florida St. (Sunshine Network)	L, 35-3
9/2/91	USC (Prime Ticket)	W, 24-10
10/31/92	Tulane (SportsSouth)	W, 62-20
11/27/93	Miami (ESPN) <i>Stobart Record in TV Games</i>	L, 41-17 2-3
8/31/96	Miami (Fox Sports)	L, 30-7
10/19/96	Southern Miss (Fox Sports)	L, 16-0
11/9/96	Tennessee (CBS)	W, 21-17
8/30/97	at Mississippi State (Fox)	L, 13-10
9/20/97	Minnesota (Midwest Sports Channel)	L, 20-17
10/25/97	at East Carolina (Fox)	L, 32-10
11/22/97	Southern Miss (Fox)	L, 42-18
9/5/98	Ole Miss (Jefferson-Pilot)	L, 30-10
9/12/98	Mississippi State (Fox)	L, 14-6
9/19/98	Minnesota (Midwest Sports Channel)	L, 35-14
10/10/98	Arkansas (FX Network)	L, 23-9
9/11/99	Mississippi State (Fox)	L, 13-10
10/2/99	Missouri (Fox)	L, 27-17
11/6/99	Southern Miss (Fox)	L, 20-5
9/2/00	Mississippi State (Fox)	L, 17-3
9/30/00	Southern Miss (Fox)	L, 24-3
10/7/00	East Carolina (Fox)	W, 17-10
11/4/00	Tennessee (Fox) <i>Scherer Record in TV Games</i>	L, 19-17 2-16
9/3/01	at Mississippi State (ESPN)	L, 30-10
9/7/02	at Ole Miss (Jefferson Pilot)	L, 38-16
10/8/02	Louisville (ESPN2)	L, 38-32
9/6/03	Ole Miss (ESPN2)	W, 44-34
12/16/03	vs North Texas (ESPN2)	W, 27-17
11/4/04	Louisville (ESPN)	L, 56-49
11/12/04	Southern Miss (ESPN2)	W, 30-26
11/27/04	at USF (ESPN2)	W, 31-15
12/22/04	vs Bowling Green State (ESPN)	L, 52-35
9/5/05	Ole Miss (ESPN)	L, 10-6
9/24/05	at Tulsa (CSTV)#	L, 37-31
10/1/05	UTEP (CSTV)	W, 27-20
10/8/05	at UCF (CSTV)#	L, 38-17
10/15/05	at Houston (CSTV)	W, 35-20
10/22/05	East Carolina (CSTV)	W, 27-24
11/1/05	UAB (ESPN2)	L, 37-20
11/19/05	at Southern Miss (CSTV)	W, 24-22
11/26/05	Marshall (CSTV)	W, 26-3
12/26/05	vs Akron (ESPN)	W, 38-31
9/3/06	at Ole Miss (ESPN)	L, 28-25
9/30/06	Tennessee (ESPN/CSS delay)	L, 41-7
10/21/06	Tulsa (CSTV)	L, 35-14
11/5/06	Southern Miss (ESPN)	L, 42-21
11/11/06	UCF (CSTV)	L, 26-24
9/1/07	Ole Miss (CSS)	L, 23-21
9/22/07	at UCF (CSS)	L, 56-20
10/2/07	Marshall (ESPN2)	W, 24-21
11/10/07	at Southern Miss (CSS)	W, 29-26
11/17/07	UAB (CSS)	W, 25-9
12/21/07	vs Florida Atlantic (ESPN2)	L, 44-27
9/6/08	Rice (CBS C)	L, 42-35
9/13/08	at Marshall (CSS)	L, 17-16
10/2/08	at UAB (CBSSN)	W, 33-30
10/10/08	Louisville (ESPN)	L, 35-28
10/18/08	at East Carolina (CSS)	L, 30-10
10/25/08	Southern Miss (CBSSN)	W, 36-30
11/29/08	Tulane (CSS)	W, 45-6

TIGERS ON NATIONAL TV

DATE	OPPONENT (TV)	RESULT
12/20/08	vs USF (ESPN2)	L, 41-14
9/6/09	Ole Miss (ESPN)	L, 45-14
9/12/09	at Middle Tennessee (CSS)	L, 31-14
9/26/09	Marshall (CSS)	L, 27-16
10/27/09	East Carolina (ESPN2)	L, 38-19
11/7/09	at Tennessee (ESPNU)	L, 56-28
11/14/09	UAB (CSS)	L, 31-21
11/21/09	at Houston (CSS)	L, 55-14
11/27/09	at Tulsa (CBSSN) <i>West Record in TV Games</i>	L, 33-30 (ot) 16-30
9/4/10	at Mississippi State (ESPNU)	L, 49-7
9/11/10	at East Carolina (CSS)	L, 49-27
10/9/10	at Louisville (ESPN3)	L, 56-0
10/16/10	Southern Miss (CSS)	L, 41-19
10/30/10	Houston (CSS)	L, 56-17
11/6/10	Tennessee (CBSSN)	L, 50-14
11/27/10	UCF (CSS)	L, 37-17
9/1/11	Mississippi State (FSN)	L, 59-14
9/10/11	at Arkansas State (ESPN3)	L, 47-3
9/24/11	SMU (FSN)	L, 42-0
10/1/11	at Middle Tennessee (ESPN3)	L, 38-31
10/8/11	at Rice (CSS)	L, 28-6
10/22/11	at Tulane (FCS)	W, 33-17
10/29/11	at UCF (CSS)#	L, 41-0
11/12/11	UAB (CSS)	L, 41-35
11/17/11	Marshall (FSN)	L, 23-22
11/26/11	at Southern Miss (CSS) <i>Porter Record in TV Games</i>	L, 44-7 1-16
9/8/12	at Arkansas State (ESPN3)	L, 33-28
9/22/12	at Duke (ESPN3)	L, 38-14
10/6/12	Rice (FCS)	W, 14-10
10/13/12	at East Carolina (CSS)	L, 41-7
10/20/12	UCF (CSS)	L, 35-17
11/24/12	Southern Miss (CSS)	W, 42-24
9/7/13	Duke (ESPN3)	L, 28-14
9/14/13	at Middle Tennessee (CSS)	L, 17-15
9/21/13	Arkansas State (ESPN3)	W, 31-7
10/5/13	UCF (ESPN3)	L, 24-17
10/12/13	at Houston (ESPNNews)	L, 25-15
10/19/13	SMU (ESPN Regional)	L, 34-29
10/30/13	Cincinnati (ESPN2)	L, 34-21
11/9/13	UT Martin (ESPN3)	W, 21-6
11/16/13	at USF (ESPN3)	W, 23-10
11/23/13	at #21 Louisville (ESPN Regional)	L, 24-17
11/30/13	Temple (ESPNNews)	L, 41-21
12/7/13	at Connecticut (ESPN3)	L, 45-10
8/30/14	Austin Peay (ESPN3)	W, 63-0
9/6/14	at UCLA (Pac-12)	L, 42-35
9/20/14	Middle Tennessee (ESPN3)	W, 36-17
9/27/14	at Ole Miss (FSN)	L, 24-3
10/4/14	at Cincinnati (CBSSN)	W, 41-14
10/11/14	Houston (CBSSN)	L, 28-24
10/25/14	at SMU (ESPNNews)	W, 48-10
10/31/14	Tulsa (ESPNU)	W, 40-20
11/7/14	at Temple (ESPNU)	W, 16-13
11/15/14	at Tulane (ESPNU)	W, 38-7
11/22/14	USF (ESPNNews)	W, 31-20
11/29/14	UConn (ESPNNews)	W, 55-48
12/22/14	vs BYU (ESPN)	W, 55-48
9/5/15	Missouri State (ESPN3)	W, 63-7
9/12/15	at Kansas (ESPN3)	W, 55-23
9/19/15	at Bowling Green (ESPN3)	W, 44-41
9/24/15	Cincinnati (ESPN)	W, 53-46
10/2/15	at USF (ESPN2)	W, 24-17
10/23/15	at Tulsa (ESPN)	W, 66-42
10/31/15	Tulane (CBSSN)	W, 41-13
11/7/15	Navy (ESPN2)	L, 45-20
11/14/15	at Houston (ESPN2)	L, 35-34
11/21/15	at Temple (ESPNU)	L, 31-12
11/28/15	SMU (ESPNNews)	W, 63-0
12/30/15	vs Auburn (ESPN) <i>Fuente Record in TV Games</i>	L, 31-10 23-20

MEMPHIS HISTORY ON TELEVISION BROADCASTS

TIGERS ON NATIONAL TV

DATE	OPPONENT (TV)	RESULT
9/3/16	Southeast Missouri (ESPN3)	W, 35-17
9/17/16	Kansas (ESPN)	W, 43-7
9/24/16	Bowling Green (ESPN)	W, 77-3
10/1/16	at #16/17 Ole Miss (ESPN2)	L, 48-28
10/6/16	Temple (ESPN)	W, 34-27
10/14/16	at Tulane (ESPN)	W, 24-14
10/22/16	at #24/25 Navy (CBSSN)	L, 42-28
10/29/16	Tulsa (ESPNNews)	L, 59-30
11/5/16	at SMU (ESPNNews)	W, 51-7
11/12/16	USF (ESPN)	L, 49-42
11/18/16	at Cincinnati (CBSSN)	W, 34-7
11/25/16	#18/21 Houston (ABC)	W, 48-44
12/20/16	vs Western Kentucky (ESPN)	L, 51-31
8/31/17	UL Monroe (CBSSN)	W, 37-29
9/16/17	UCLA (ABC)	W, 48-45
9/23/17	Southern Illinois (ESPN3/WMC TV)	W, 44-31
9/30/17	at UCF (ESPN2)	L, 40-13
10/6/17	at UConn (ESPN)	W, 70-31
10/14/17	#24 Navy (ESPN)	W, 30-27
10/19/17	at Houston (ESPN)	W, 42-38
10/27/17	Tulane (CBSSN)	W, 56-26
11/3/17	at Tulsa (ESPN2)	W, 41-14
11/18/17	SMU (ESPNNews)	W, 66-45
11/25/17	East Carolina (ESPN)	W, 70-13
12/2/17	at UCF % (ABC)	L, 62-55 (2ot)
12/30/17	vs Iowa State # (ABC)	L, 21-20
9/1/18	Mercer (ESPN3)	W, 66-14
9/8/18	at Navy (CBSSN)	L, 22-21
9/14/18	Georgia State (ESPN)	W, 59-22
9/22/18	South Alabama (ESPN3/WMC TV)	W, 52-35
9/28/18	at Tulane (ESPN2)	L, 40-24
10/6/18	UConn (CBSSN)	W, 55-14
10/13/18	#9/10 UCF (ABC/ESPN2)	L, 31-30
10/20/18	at Missouri (SEC Network)	L, 65-33
11/3/18	at ECU (ESPN)	W, 59-41
11/10/18	Tulsa (ESPN)	W, 47-21
11/16/18	at SMU (ESPN2)	W, 28-18
11/23/18	Houston (ABC)	W, 52-31
12/1/18	at #7 UCF % (ABC)	L, 56-41
12/22/18	vs Wake Forest # (ESPN)	L, 37-34
	<i>Norvell Record in TV Games</i>	26-14

TIGER TRADITIONS



When the University of Memphis first fielded a football team in the fall of 1912, no one had selected a nickname for the squad.

Early references to the football team tabbed them only as the Blue and Gray Warriors of West Tennessee Normal School.

After the final game of the 1914 season, there was a student parade. During this event, several Normal students shouted, "We fight like Tigers." The nickname was born.

More and more the nickname "Tigers" was used, particularly in campus publications. But, it did not catch on with the newspapers downtown. They continued to use "Normals" or the "Blue and Gray" when referring to the University.

In the late 1920s, student publications and downtown newspapers began referring to the football team as the "Teachers" or "Tutors." The Tigers nickname would return, but not until 1939 was it finally adopted as the official nickname for the University of Memphis.

For over 40 years, the sideline mascot for the University of Memphis has been a Bengal Tiger named TOM. TOM attends all Tigers football home games, and he can also be found at many other University events throughout the year.

TOM travels in style in a custom-designed, climate-controlled trailer and always with a sheriff patrol escort.

As one of only two universities in America with a live tiger mascot, The University of Memphis is unique in its tiger tradition. As a project of the Highland Hundred, no public or University funds are used to provide for TOM's needs, and no University resources are required in his care.

TOM is a powerful and majestic symbol of the University of Memphis, and his presence presents constant opportunities to educate Tigers fans young and old through the preservation of one of the world's most recognizable endangered species.

The first Tiger, TOM, was procured by the Highland Hundred football boosters in 1972 and served the UofM faithfully for nearly 20 years until passing away in February of 1992. The Highland Hundred officially presented TOM to the University in a ceremony at Liberty Bowl Memorial Stadium on Nov. 11, 1972, during a football game against the University of Cincinnati.

TOM had initially been named 'Shane' at the suggestion of the breeder's daughter. Once in Memphis, though, a contest was held to name the mascot. More than 2,500 entries were submitted. The list was ultimately reduced to

TIGER TRADITIONS

UOFM FIGHT SONG

Go Tigers Go, Go On To Victory,
 Be A Winner Thru And Thru;
 Fight Tigers, Fight Cause We're
 Going All The Way --
 Fight, Fight
 For The Blue And Gray And Say --

Let's Go Tigers Go,
 Go On To Victory.
 See Our Colors Bright And True;
 It's Fight Now Without A Fear,
 Fight Now Let's Shout A Cheer,
 Shout For Dear Memphis U.
 (Yell)
 Go Tigers Go
 Go Tigers Go
 Yea -- Tiger Go!



two choices, Shane and TOM, which stands for Tigers Of Memphis. TOM won.

In the fall of 1991, the Highland Hundred Tiger Guard received TOM II as a gift from Tom and Carolyn Atchison of Florence, Ala. TOM II served his university with pride for 17 years through 2008, passing away on Oct. 15 of that year.

Shortly after TOM II's death, the Tiger Guard began the search for a new tiger to serve as TOM III, and a stroke of good luck was realized in a discussion with the Wisconsin Big Cat Rescue & Educational Center in Rock Springs, Wis. Faced with three new cubs born Aug. 31, 2008, after an unexpected pregnancy at their facility, founders Jeff Kozlowski and Jenny Meyer offered to donate one of their young tigers to serve as TOM III.

TOM III was introduced at a press conference on Nov. 17, 2008, and the Tiger Guard officially presented him to the University on Nov. 22 during a football game against the UCF.

MEMPHIS BRAND STANDARDS

Our University brand standards for print publications are below.

UNIVERSITY BLUE

Our official spot color for University of Memphis logos, signage and branded items is **PMS 287**. If spot color is not available, please use the following color values: 100c, 72m, 0y, 18k

UNIVERSITY GRAY

The official spot color for University Gray is **PMS 423**. Metallic 877 can be used for special printing needs as appropriate. If spot color is not available, please use the following color values: 0c, 0m, 0y, 45k

ATHLETIC LOGO

The athletic logo may only be used for promotion of our Athletic Department and its licensed suppliers. Additional information regarding this symbol may be obtained by contacting Senior Associate Athletic Director for External Affairs Steve Macy at 901-678-5346 or by email at smacy@memphis.edu.



THE LOGO

The University of Memphis' official logo was redesigned by Craig Thompson, from Disciple Design in Memphis, Tenn.

The original logo was an MSU with a leaping Tiger coming out from behind the letter. The new logo is an "M" with a leaping Tiger coming up over the center of the "M."

SCHOOL COLORS

The University of Memphis' official school colors of Blue and Gray were selected in the early 1900s.

The colors were chosen in an effort to show unity in a nation that was still recovering from the effects of the Civil War. The student body thought that by picking the colors of the North and the South, the school would show a togetherness among all students.

UOFM ALMA MATER

Stand Firm, O Alma Mater
Through All The Years To Come;
In Days Of Youth And Beauty
Thy Halls Have Been Our Home.
In Time Of Preparation
Great Lessons Didst Thou Teach
Till Now O Alma Mater,
The Stars We'll Strive To Reach.

Lead On, O Alma Mater
They Sons To Highways,
Give Light And Truth Unto Them
For All Their Coming Days.
To Thee We'll Give All Honor,
Our Hopes Abide In Thee,
For Thou, O Alma Mater,
Hast Made Us Ever Free.

MISSION STATEMENT

The primary mission of the Department of Athletics is to provide a successful athletic program at the highest level of competition. Characterized by academic, athletic and moral excellence in a diverse collegiate environment, the program will abide by the spirit of the rules governing students and intercollegiate athletics and will be known for its good sportsmanship and integrity.

The UofM is an equal opportunity/affirmative action university.

THE UNIVERSITY OF MEMPHIS



FOUNDED IN 1912, we have been known as the West Tennessee Normal School and Memphis State University, among other names. Today, we are the University of Memphis — home to students from 77 countries and 48 states plus the District of Columbia. For 107 years, our University has been a great gift to our community, a great opportunity to our students, and a source of knowledge, discovery, creativity and artistic expression for our nation. As a doctoral-granting, research-intensive university, the UofM is an engine of innovation and creativity

The University of Memphis has 19 academic programs currently ranked nationally by U.S. News & World Report in its Best Graduate Schools, including three in the Top 25: Audiology (No. 17), Rehabilitation Counseling (No. 20) and Speech-Language Pathology (No. 24). Health Care Management is ranked No. 33 and Social Work No. 96.

Three sources have ranked the University of Memphis as the No. 1 online college in the State of Tennessee. UofM Global is the only fully online bachelor's degree program at a public institution of higher education in the state ranked by U.S. News & World Report.

Five UofM Global programs are ranked nationally by U.S. News & World Report, including No. 17 Nursing graduate, No. 43 Criminal Justice graduate, No. 58 Criminal Justice bachelor's program, No. 70 MBA and No. 139 Education graduation. The publication ranks eight online programs annually.

The Cecil C. Humphreys School of Law was ranked No. 1 on PreLaw magazine's list of BEST Law School Buildings in 2018 for the second time since 2014.

The University of Memphis is known as a major research university with six Centers of Excellence and home to the FedEx Institute of Technology.

Foremost among the University's goals is to recruit outstanding faculty, enroll motivated students and provide distinctive learning experiences so our students will one day contribute in immeasurable ways to Memphis and the

world. Degree programs at the University of Memphis are divided into 14 colleges and schools — Cecil C. Humphreys School of Law, College of Arts & Sciences, College of Communication and Fine Arts, College of Education, Fogelman College of Business & Economics, Graduate School, Helen Hardin Honors College, Herff College of Engineering, Kemmons Wilson School of Hospitality and Resort Management, Loewenberg College of Nursing, School of Communication Sciences and Disorders, School of Health Studies, School of Public Health and University College.

The Helen Hardin Honors College has a wonderful reputation for attracting the brightest students. They come largely because of our extraordinary professors, small classes and wide-ranging opportunities of a large, nationally recognized research university.

In addition to the academic programs available at the main campus in the heart of East Memphis, the UofM Collierville Center and UofM Lambuth in Jackson, Tenn., also offer full degree programs. Launched in early 2017, UofM Global, offering more than 60 degree programs fully online.

Under the leadership of former Gov. Bill Haslam and the 109th Tennessee General Assembly, the Focus on College and University Success (FOCUS) Act passed in 2016, allowing for an independent governing board to be established at the UofM, which increases autonomy and local control of the University's strategic direction. Haslam announced eight appointees in October 2016 to serve as UofM trustees, who were all confirmed by joint resolution of the Tennessee General Assembly in February 2017. As required by statute, the University's Faculty Senate developed a process for the nomination and selection of the faculty trustee. The University of Memphis Board of Trustees assumed responsibility for the University of Memphis with approval from the Southern Association of Colleges and Schools Commission on Colleges (SACSCOC) during the Inaugural UofM Board of Trustees Meeting in March 2017, at which the Board also approved the Student Government Association to develop and imple-



FACTS AT A GLANCE

PRESIDENT	
Dr. M. David Rudd	
FOUNDED	
1912 as West Tennessee State Normal School	
CAMPUS SIZE	
239 buildings at five sites, including Lambuth campus and satellite centers in Collierville and Millington	
ENROLLMENT (2018)	
Total	21,458
Undergraduate	17,233
Graduate	2,860
Doctoral	1,053
Law School	312
Full-time	65%
Part-time	35%
Men	41%
Women	59%
ACCREDITATION	
The University of Memphis is fully accredited by the Commission on Colleges of the Southern Association of Colleges and Schools.	
WORKFORCE	
Approximately 2,500 employees including 900 full-time faculty	
COLLEGES & SCHOOLS	
<ul style="list-style-type: none"> • Cecil C. Humphreys School of Law • College of Arts & Sciences • College of Communication and Fine Arts • College of Education • Fogelman College of Business & Economics • Graduate School • Herff College of Engineering • Kemmons Wilson School of Hospitality and Resort Mgmt • Loewenberg College of Nursing • School of Communication Sciences and Disorders • School of Health Studies • School of Public Health • University College 	
DEGREES	
<ul style="list-style-type: none"> • 17 bachelor's degrees in more than 250 areas of study • Master's degrees in over 50 subjects • Doctoral degrees in 27 disciplines • Specialist degree in education • Juris Doctor (law degree) • 50+ graduate certificate programs • 60+ online degree programs, UofM Global 	

NAME CHANGES	
1994	University of Memphis
1957	Memphis State University
1941	Memphis State College
1925	West Tennessee State Teachers College
1912	West Tennessee State Normal School

ment a process for selecting the student trustee.

One of the University's strongest contributions to the community is its alumni. Many have become nationally and internationally renowned in their fields as corporate executives, elected officials, award-winning actors and best-selling authors. Of the more than 144,600 alumni, more than 76,000 live in the Memphis area.

As a member of the American Athletic Conference, the Tigers compete at the highest level of intercollegiate athletics, and have garnered national attention for their work in the community, in the classroom and on the playing field.

For the fourth consecutive year, University of Memphis Athletics posted an all-time high in academic achievement, as noted in the most recent NCAA's Graduation Success Rate (GSR). Five Memphis teams – men's and women's golf, rifle and men's and women's tennis – recorded 100 percent GSR, and eight squads improved their GSR from the previous year, including football and men's basketball.

There is no place like the UofM to nurture a unique style of learning that is all about doing. Unlimited opportunities await those with the drive, imagination and integrity to seize them. We are an anchor in the Memphis area and a magnet for gifted students and faculty who want to do more. Be more. Experience more.

Visit www.memphis.edu to discover how we are Driven by Doing.

AMERICAN ATHLETIC CONFERENCE

The American Athletic Conference consists of 13 prestigious institutions: the University of Central Florida, the University of Cincinnati, East Carolina University, the University of Connecticut, the University of Houston, the University of Memphis, the U.S. Naval Academy (in football only), the University of South Florida Southern Methodist University, Temple University, Tulane University, the University of Tulsa, and Wichita State University (in basketball and Olympic sports).

Under the leadership of commissioner Mike Aresco, the American Athletic Conference has fashioned an impressive list of accomplishments in the competitive arena, in the classroom and in support of student-athlete welfare. The American is firmly established as a Power 6 conference thanks to its collection of national team and individual championships, football and men's and women's basketball postseason victories, expansive media rights contracts with the leading national outlets, and its commitment to providing the highest levels of support for student-athletes.

The league has produced four NCAA championship teams – UConn men's basketball in 2014 and UConn women's basketball in 2014, 2015 and 2016 – in addition to three New Year's Six bowl champions (UCF in 2013 and 2017; Houston in 2015), 12 NCAA individual championships, and a Rhodes Scholar. Additionally, American Athletic Conference teams have advanced to the College World Series, reached the semifinal and final rounds of the NIT, qualified for the match play round of the NCAA Men's Golf Championship and registered top-10 finishes at the NCAA Cross Country and Outdoor Track and Field championships.

In 2018, The American once again saw a member school claim a spot in a New Year's Six bowl as UCF capped a 12-win season in the PlayStation Fiesta Bowl. It was the fourth time in six seasons that The American placed its champion in a New Year's bowl. Cincinnati enjoyed an 11-win season that included a win against Virginia Tech in the Military Bowl as



seven teams from the conference played in bowl games. UCF was ranked No. 11 in the final Associated Press poll, while Cincinnati was No. 23 in the final coaches' poll.

In addition to the success in football, The American saw UConn reach the NCAA Women's Final Four for the 11th consecutive year, while Houston reached the round of 16 in men's basketball. Houston finished third at the NCAA Men's Outdoor Track and Field Championship, while SMU registered a top-eight finish at the NCAA Men's Golf Championship.

The 2017 football season saw The American enjoy unprecedented success as UCF finished as the only undefeated team in the nation, and the first in the last four college football seasons, capping a 13-0 campaign with a win against Auburn in the Chick-fil-A Peach Bowl. UCF ended the year as the No. 1-ranked team in the Colley Matrix and was ranked No. 6 in the final Associated Press poll.

Individual teams in The American have enjoyed some of their best seasons in program history as members of the conference. UCF has finished in the national top 10 twice in six seasons as a conference member – in 2013 and 2017. Houston went 13-1 in the 2015 football season, setting a school record for wins, while Navy won a program-record 11 games in its first season in the conference, also in 2015. Memphis, which had not won 10 games in a season since 1938, has registered two 10-win seasons in the last four years (2015, 2017), while Temple enjoyed its first 10-win season in school history in 2015. USF finished in the top 25 for the first two times in program history (2016, 2017).

Cincinnati registered its third 11-win season in program history in 2018.

Since the conference's reconstitution in 2013-14, teams from The American have registered top-10 national rankings in football, men's basketball, women's basketball, baseball, men's soccer, men's golf, and men's track and field. Houston's Kahmari Montgomery capped the 2018-19 season with an NCAA individual title in the outdoor 400-meter dash, giving The American at least one national individual champion in five of the league's first six seasons.

Under The American's banner, the UConn women's basketball team won its NCAA-record ninth, 10th and 11th national championships and broke its own NCAA record with a 111-game winning streak that spanned three seasons. Houston's men's track and field team took third place at the 2018 and 2019 NCAA Outdoor Championships. Tulsa placed sixth at the 2016 NCAA Men's Cross Country Championship.

American Athletic Conference student-athletes have distinguished themselves in all facets of intercollegiate athletics. Temple linebacker Tyler Matakevich won the Bednarik Award and the Nagurski Trophy as the nation's top defensive player in 2015, while Navy quarterback Keenan Reynolds finished fifth in the Heisman Trophy voting. More recently, Houston's Ed Oliver won the 2017 Outland Trophy as the nation's best interior lineman, while UCF quarterback McKenzie Milton was the only player in the nation to finish in the top 10 of the Heisman Trophy balloting in both 2017 and 2018. UConn basketball standout Breanna Stewart finished her career in 2016 as the most decorated player in college basketball history as she was chosen as the consensus national player of the year for the third time and became the first player to be named four times as the Most Outstanding Player at the Final Four. Reynolds and Stewart were selected as the winners of the 2016 AAU James E. Sullivan Award as the nation's top amateur athletes, marking only the second time in the 86-year history of the award that multiple

2019 AMERICAN ATHLETIC CONFERENCE FOOTBALL

EAST DIVISION

UCF
Cincinnati
UConn
East Carolina
USF
Temple

WEST DIVISION

Houston
Memphis
Navy
SMU
Tulane
Tulsa

winners were chosen.

Additionally, SMU's Avery Acker was chosen as the Division I women's volleyball Academic All-America of the Year in 2015, while Tulsa cross country standout Kirk Smith was chosen as a Rhodes Scholar in the fall of 2016.

American Athletic Conference alumni have made their mark in professional sports as well, beginning with the selection of UCF quarterback Blake Bortles by the Jacksonville Jaguars with the No. 3 pick in the 2014 NFL Draft. A number of American Athletic Conference athletes have been selected in the first round of the professional entry drafts in football, basketball, baseball and soccer.

The American announced a lucrative and comprehensive media rights extension with ESPN in May of 2019, providing the conference with a stronger and more extensive presence on ESPN's primary television networks (ABC, ESPN, ESPN2, ESPN+). When the extension takes effect in the 2020-21 academic year, a minimum of 40 regular-season football telecasts per season will appear on those primary networks and nearly every conference-controlled game will appear on an ESPN network or on ESPN+.

The first four American Athletic Conference Football Championships were televised by ABC as part of Championship Saturday. The 2019 Football Championship is also slotted for an ABC telecast, while subsequent championship games will appear on either ABC or ESPN through the duration of the 12-year extension.

American Athletic Conference teams have access to the pinnacle of college football's postseason struc-

ture. An American representative would be chosen for the College Football Playoff semifinals if it is among the top four teams in the CFP selection committee's final ranking. Otherwise, the league would place its champion in a New Year's Bowl if it is ranked higher than the champions of Conference USA, the Mid-American Conference, the Mountain West Conference and the Sun Belt Conference.

Additionally, The American holds primary or secondary partnerships with 12 bowls for the current six-year cycle, ensuring multiple annual matchups against the nation's top conferences and providing desirable postseason destinations to member institutions.

Away from the competitive arena, The American has established itself as a leader in the area of student-athlete wellness, both through the adoption of NCAA autonomous

legislation on matters including full cost of attendance and nutrition. The conference, in conjunction with its Student-Athlete Advisory Committee has also launched the Powerful Minds campaign to improve awareness and education on mental issues and recognize the scholarly achievements of the conference's student-athletes.

The American Athletic Conference serves its membership from a state-of-the-art office located in Providence, Rhode Island. The location of the conference headquarters – just steps from the city's Amtrak station and 10 minutes from T.F. Green International Airport – gives the conference easy access to its member schools. The conference headquarters also serves as the home of the American Digital Network, which provides live coverage of all 22 conference championships.



AMERICAN ATHLETIC CONFERENCE BOWL AFFILIATIONS

Primary Affiliations



Frisco Bowl
December 20,
2019
Frisco, Texas
American vs
TBA



**AutoNation
Cure Bowl**
December 21,
2019
Orlando, Fla.
American vs
Sun Belt



**Cheribundi
Tart Cherry
Boca Raton
Bowl**
December 21,
2019
Boca Raton, Fla.
American vs
C-USA



**Bad Boy
Mowers
Gasparilla
Bowl**
December 23,
2019
Tampa, Fla.
American vs
C-USA



**SoFi Hawai'i
Bowl**
December 24,
2019
Honolulu,
Hawai'i
American vs
BYU or
Mountain West



**Military Bowl
presented
by Northrop
Grumman**
December 27,
2019
Annapolis, Md.
American vs
ACC



**Jared
Birmingham
Bowl**
January 2, 2020
Birmingham,
Ala.
American vs SEC

If the AAC champion is the highest-ranked team among the champions of C-USA, the MAC, the Mountain West and the Sun Belt, it would play in the Goodyear Cotton Bowl on December 28, 2019.



**Goodyear
Cotton Bowl**
December 28,
2019
Glendale, Ariz.
ESPN

AMERICAN ATHLETIC CONFERENCE COMPOSITE SCHEDULE

Thursday, August 29

UCLA at Cincinnati
Wagner at UConn
Florida A&M at UCF
Florida International at Tulane

Friday, August 30

Tulsa at Michigan State
Wisconsin at USF

Saturday, August 31

ECU at NC State
Ole Miss at Memphis
Bucknell at Temple
Holy Cross at Navy
SMU at Arkansas State

Sunday, September 1

Houston at Oklahoma

Saturday, September 7

Southern at Memphis
Tulsa at San Jose State
Cincinnati at Ohio State
USF at Georgia Tech
Illinois at UConn
Gardner-Webb at ECU
UCF at Florida Atlantic
North Texas at SMU
Tulane at Auburn
Prairie View A&M at Houston

Friday, September 13

Washington State at Houston

Saturday, September 14

Maryland at Temple
Miami (Ohio) at Cincinnati

Oklahoma State at Tulsa
Stanford at UCF
Memphis at South Alabama
ECU at Navy *
South Carolina State at USF
Texas State at SMU
Missouri State at Tulane

Thursday, September 19

Houston at Tulane *

Saturday, September 21

UConn at Indiana
Temple at Buffalo
Wyoming at Tulsa
William & Mary at ECU
UCF at Pitt
SMU at TCU

Thursday, September 26

Navy at Memphis *

Saturday, September 28

SMU at USF *
UConn at UCF *
Georgia Tech at Temple
Cincinnati at Marshall
ECU at Old Dominion
Houston at North Texas

Thursday, October 3

Temple at ECU *

Friday, October 4

UCF at Cincinnati *

Saturday, October 5

Memphis at UL-Monroe

Tulsa at SMU *
USF at UConn *
Tulane at Army
Air Force at Navy

Saturday, October 12

Memphis at Temple *
Cincinnati at Houston *
BYU at USF
Navy at Tulsa *
UConn at Tulane *

Saturday, October 19

Houston at UConn *
ECU at UCF *
Temple at SMU *
Tulsa at Cincinnati *
Tulane at Memphis *
USF at Navy *

Thursday, October 24

SMU at Houston *

Saturday, October 26

UConn at Massachusetts
Memphis at Tulsa *
UCF at Temple *
USF at ECU *
Tulane at Navy *

Friday, November 1

Navy at UConn *

Saturday, November 2

Houston at UCF *
Tulsa at Tulane *
Cincinnati at ECU *
SMU at Memphis *

Thursday, November 7

Temple at USF *

Friday, November 8

UCF at Tulsa *

Saturday, November 9

UConn at Cincinnati *
ECU at SMU *

Saturday, November 16

Tulane at Temple *
Memphis at Houston *
Cincinnati at USF *
Navy at Notre Dame

Saturday, November 23

Memphis at USF *
UCF at Tulane *
ECU at UConn *
Temple at Cincinnati *
Houston at Tulsa *
SMU at Navy *

Friday, November 29

USF at UCF *
Cincinnati at Memphis *

Saturday, November 30

Navy at Houston *
Tulsa at ECU *
UConn at Temple *
Tulane at SMU *

Saturday, December 14

Navy vs Army (Philadelphia, Pa.)

CINCINNATI
W-21, L-13

1966	W	26-14	at Memphis
1967	W	17-0	at Memphis
1969	W	52-6	at Cincinnati
1970	W	14-10	at Memphis
1971	W	45-21	at Cincinnati
1972	W	29-24	at Memphis
1973	W	17-13	at Cincinnati
1974	W	13-7	at Memphis
1975	L	13-3	at Cincinnati
1978	L	34-14	at Memphis
1979	W	23-17	at Memphis
1980	L	14-10	at Cincinnati
1981	L	38-7	at Cincinnati
1982	L	16-7	at Memphis
1983	W	43-10	at Cincinnati
1984	W	47-7	at Memphis
1989	W	34-17	at Cincinnati
1992	W	34-14	at Memphis
1993	L	23-20	at Cincinnati
1994	W	26-3	at Memphis
1995	L	28-3	at Cincinnati
1996	W	18-16	at Memphis
1997	L	20-17	at Cincinnati
1998	W	41-23	at Memphis
1999	W	21-13	at Cincinnati
2000	L	13-10 ^(ot)	at Memphis
2001	L	36-34	at Memphis
2002	L	48-10	at Cincinnati
2003	W	21-16	at Memphis
2004	L	49-10	at Cincinnati
2013	L	34-21	at Memphis
2014	W	41-14	at Cincinnati
2015	W	53-46	at Memphis
2016	W	34-7	at Cincinnati
2019			at Memphis

UoFM Record in Memphis: 13-5
 UoFM Record in Cincinnati: 8-8
 UoFM Record in Neutral Site: 0-0
 Mike Norvell vs Cincinnati: 1-0
 Luke Fickell vs UoFM: 0-0
 Longest UoFM Win Streak: 8
 Longest Cincinnati Win Streak: 3

HOUSTON
W-12, L-15

1963	W	29-6	at Memphis
1966	W	14-13	at Houston
1967	L	35-18	at Houston
1968	L	27-7	at Memphis
1971	L	35-7	at Memphis
1973	L	35-21	at Memphis
1974	L	13-10	at Houston
1975	W	14-7	at Memphis
1978	W	17-3	at Memphis
1996	L	37-20	at Houston
1997	W	24-3	at Memphis
1998	L	35-14	at Houston
2000	L	33-30 ^(3ot)	at Memphis
2001	W	52-33	at Houston
2002	L	26-21	at Memphis
2003	W	45-14	at Houston
2004	W	41-14	at Memphis
2005	W	35-20	at Houston
2006	L	23-20 ^(ot)	at Memphis
2009	L	55-14	at Houston
2010	L	56-17	at Memphis
2013	L	25-15	at Houston
2014	L	28-24	at Memphis
2015	L	35-34	at Houston
2016	W	48-44	at Memphis
2017	W	42-38	at Houston
2018	W	52-31	at Memphis
2019			at Houston

HOUSTON
W-12, L-15

UoFM Record in Memphis: 7-8
 UoFM Record in Houston: 5-7
 UoFM Record in Neutral Site: 0-0
 Mike Norvell vs Houston: 3-0
 Dana Hølgorsen vs UoFM: 0-0
 Longest UoFM Win Streak: 3
 Longest Houston Win Streak: 6

NAVY
W-1, L-3

2015	L	45-20	at Memphis
2016	L	42-28	at Annapolis
2017	W	30-27	at Memphis
2018	L	22-21	at Annapolis
2019			at Memphis

UoFM Record in Memphis: 1-1
 UoFM Record in Annapolis: 0-2
 UoFM Record in Neutral Site: 0-0
 Mike Norvell vs Navy: 1-2
 Ken Niumatalolo vs UoFM: 3-1
 Longest UoFM Win Streak: 1
 Longest Navy Win Streak: 2

OLE MISS
W-11, L-49, T-2

1921	L	82-0	at Oxford
1934	L	44-0	at Oxford
1935	L	92-0	at Oxford
1939	L	46-7	at Oxford
1940	L	38-7	at Oxford
1942	L	48-0	at Oxford
1949	L	40-7	at Memphis
1950	L	39-7	at Memphis
1951	L	32-0	at Memphis
1952	L	54-6	at Memphis
1954	L	51-0	at Memphis
1955	L	39-6	at Memphis
1956	L	26-0	at Memphis
1958	L	17-0	at Memphis
1959	L	43-0	at Oxford
1960	L	31-20	at Memphis
1962	L	21-7	at Memphis
1963	T	0-0	at Memphis
1964	L	30-0	at Oxford
1965	L	34-14	at Memphis
1966	L	13-0	at Memphis
1967	W	27-17	at Memphis
1968	L	21-7	at Memphis
1969	L	28-3	at Oxford
1970	L	47-13	at Memphis
1971	L	49-21	at Memphis
1972	L	34-29	at Memphis
1973	W	17-13	at Jackson
1974	W	15-7	at Memphis
1976	W	21-16	at Memphis
1977	L	7-3	at Jackson
1978	L	14-7	at Jackson
1979	L	38-34	at Memphis
1980	L	61-7	at Oxford
1981	L	7-3	at Memphis
1982	L	27-10	at Oxford
1983	W	37-17	at Memphis
1984	L	22-6	at Oxford
1985	T	17-17	at Memphis
1986	L	28-6	at Jackson
1987	W	16-10	at Memphis
1988	L	24-6	at Jackson
1989	L	20-13	at Memphis
1990	L	23-21	at Oxford
1991	L	10-0	at Memphis
1992	L	17-12	at Oxford
1993	W	19-3	at Memphis
1994	W	17-16	at Oxford
1995	L	34-3	at Memphis

OLE MISS
W-11, L-49, T-2

1998	L	30-10	at Oxford
1999	L	3-0	at Memphis
2002	L	38-16	at Oxford
2003	W	44-34	at Memphis
2004	W	20-13	at Oxford
2005	L	10-6	at Memphis
2006	L	28-25	at Oxford
2007	L	23-21	at Memphis
2008	L	41-24	at Oxford
2009	L	45-14	at Memphis
2014	L	24-3	at Oxford
2015	W	37-24	at Memphis
2016	L	48-28	at Oxford
2019			at Memphis

UoFM Record in Memphis: 8-26-2
 UoFM Record in Oxford: 2-19-0
 UoFM Record in Neutral Site: 1-4-0
 Mike Norvell vs Ole Miss: 0-1
 Matt Luke vs UoFM: 0-0
 Longest UoFM Win Streak: 3
 Longest Ole Miss Win Streak: 17

SMU
W-8, L-3

1976	W	27-13	at Memphis
2007	W	55-52 ^(3ot)	at Memphis
2008	W	31-26	at Dallas
2011	L	42-0	at Memphis
2012	L	44-13	at Dallas
2013	L	34-29	at Memphis
2014	W	48-10	at Dallas
2015	W	63-0	at Memphis
2016	W	51-7	at Dallas
2017	W	66-45	at Memphis
2018	W	28-18	at Dallas
2019			at Memphis

UoFM Record in Memphis: 4-2
 UoFM Record in Dallas: 4-1
 UoFM Record in Neutral Site: 0-0
 Mike Norvell vs SMU: 3-0
 Sonny Dykes vs UoFM: 0-2
 Longest UoFM Win Streak: 5
 Longest SMU Win Streak: 3

SOUTH ALABAMA
W-1, L-0

2018	W	52-35	at Memphis
2019			at Mobile

UoFM Record in Memphis: 1-0
 UoFM Record in Mobile: 0-0
 UoFM Record in Neutral Site: 0-0
 Mike Norvell vs South Alabama: 1-0
 Steve Campbell vs UoFM: 0-1
 Longest UoFM Win Streak: 1
 Longest South Alabama Win Streak: 0

SOUTHERN FIRST MEETING

2019			at Memphis
------	--	--	------------

UoFM Record in Memphis: 0-0
 UoFM Record in Baton Rouge: 0-0
 UoFM Record in Neutral Site: 0-0
 Mike Norvell vs Southern: 0-0
 Dawson Tayrone vs UoFM: 0-0
 Longest UoFM Win Streak: 0
 Longest Southern Win Streak: 0

MEMPHIS VS 2019 OPPONENTS

OPPONENT CONTACT INFORMATION

Cincinnati (gobearcats.com)
 Ryan Koslen 513-556-5186
 Email: ryan.koslen@uc.edu

Houston (uhcougars.com)
 Kyle Rogers 713-743-9404
 Email: karoger3@central.uh.edu

Navy (navysports.com)
 Scott Strasmeier 410-293-8775
 Email: sstrasem@usna.edu

Ole Miss (olemisssports.com)
 Kyle Campbell 662-915-7544
 Email: kyle@olemiss.edu

SMU (smumustangs.com)
 Lindsey Olsen 214-768-4970
 Email: lmolsen@smu.edu

South Alabama (usajaguars.com)
 Brian Fremund 251-414-8032
 Email: bfremund@southalabama.edu

Southern (gojagsports.com)
 Herman Shelton 713-540-3606
 Email: bfremund@southalabama.edu

Temple (owlsports.com)
 Rich Burg 215-204-0876
 Email: rich.burg@temple.edu

Tulane (tulanegreenwave.com)
 Tom Symonds 504-862-8249
 Email: tsymonds@tulane.edu

Tulsa (tulсахurricane.com)
 Don Tomkalski 918-631-3200
 Email: donald-tomkalski@tulsa.edu

UL-Monroe (ulmwarhawks.com)
 John Lewandowski 318-342-5378
 Email: lewandowski@ulm.edu

USF (gousfbulls.com)
 Brian Siegrist 813-974-4086
 Email: siegrist@usf.edu

CollegePressBox.com is the official media website for American Athletic Conference football. Access and download weekly game notes, quotes, statistics, media guides and more for the conference and each of its member schools throughout the season. Login information will be distributed to accredited media or you can apply for a password by sending an e-mail to password@collegepressbox.com.



**TEMPLE
W-2, L-2**

2013	L	41-21	at Memphis
2014	W	16-13	at Philadelphia
2015	L	31-12	at Philadelphia
2016	W	34-27	at Memphis
2019			at Philadelphia

UofM Record in Memphis: 1-1
 UofM Record in Philadelphia: 1-1
 UofM Record in Neutral Site: 0-0
 Mike Norvell vs Temple: 1-0
 Rod Carey vs UofM: 0-0
 Longest UofM Win Streak: 1
 Longest Temple Win Streak: 1

**TULANE
W-22, L-12, T-1**

1954	T	13-13	at New Orleans
1976	W	14-7	at New Orleans
1977	W	27-9	at Memphis
1978	L	41-24	at New Orleans
1980	L	21-16	at New Orleans
1981	L	24-7	at Memphis
1982	L	17-10	at New Orleans
1983	W	28-25	at Memphis
1984	L	14-9	at New Orleans
1985	W	38-21	at Memphis
1986	L	15-6	at New Orleans
1987	W	45-36	at Memphis
1988	L	20-19	at New Orleans
1989	L	38-34	at New Orleans
1990	W	21-14	at Memphis
1992	W	62-20	at New Orleans
1994	W	13-0	at Memphis
1995	W	23-8	at New Orleans
1996	W	17-10	at Memphis
1997	L	26-14	at New Orleans
1998	L	41-31	at Memphis
1999	W	49-7	at New Orleans
2000	L	37-14	at New Orleans
2002	W	38-10	at Memphis
2003	W	41-9	at New Orleans
2004	W	49-24	at Memphis
2007	W	28-27	at New Orleans
2008	W	45-6	at Memphis
2011	W	33-17	at New Orleans
2012	W	37-23	at Memphis
2014	W	38-7	at New Orleans
2015	W	41-13	at Memphis
2016	W	24-14	at New Orleans
2017	W	56-26	at Memphis
2018	L	40-24	at New Orleans
2019			at Memphis

UofM Record in Memphis: 13-2
 UofM Record in New Orleans: 9-10-1
 UofM Record in Neutral Site: 0-0
 Mike Norvell vs Tulane: 2-1
 Willie Fritz vs UofM: 1-2
 Longest UofM Win Streak: 11
 Longest Tulane Win Streak: 4

**TULSA
W-18, L-11**

1961	W	48-12	at Tulsa
1963	W	28-15	at Tulsa
1964	L	19-7	at Tulsa
1965	L	32-28	at Tulsa
1966	W	6-0	at Memphis
1968	W	32-6	at Tulsa
1969	W	42-24	at Memphis
1970	L	27-12	at Tulsa
1972	W	49-21	at Memphis
1973	W	28-16	at Memphis
1975	W	16-14	at Tulsa
1976	L	16-14	at Tulsa
1987	W	14-0	at Tulsa

**TULSA
W-18, L-11**

1988	W	26-20	at Memphis
1990	W	22-10	at Tulsa
1991	L	33-28	at Memphis
1992	W	30-25	at Tulsa
1993	L	23-19	at Memphis
1994	W	42-18	at Tulsa
1995	W	10-7	at Memphis
2005	L	37-31 (ot)	at Tulsa
2006	L	35-14	at Memphis
2009	L	33-30 (ot)	at Tulsa
2010	L	48-7	at Memphis
2014	W	40-20	at Memphis
2015	W	66-42	at Tulsa
2016	L	59-30	at Memphis
2017	W	41-14	at Tulsa
2018	W	47-21	at Memphis
2019			at Tulsa

UofM Record in Memphis: 8-5
 UofM Record in Tulsa: 10-6
 UofM Record in Neutral Site: 0-0
 Mike Norvell vs Tulsa: 2-1
 Philip Montgomery vs UofM: 1-3
 Longest UofM Win Streak: 3
 Longest Tulsa Win Streak: 4

**UL-MONROE
W-2, L-1**

1979	L	21-20	at Memphis
2000	W	28-0	at Memphis
2017	W	37-29	at Memphis
2019			at Monroe

UofM Record in Memphis: 2-1
 UofM Record in Monroe: 0-0
 UofM Record in Neutral Site: 0-0
 Mike Norvell vs UL-Monroe: 1-0
 Matt Viator vs UofM: 0-1
 Longest UofM Win Streak: 2
 Longest UL-Monroe Win Streak: 0

**USF
W-5, L-4**

2001	W	17-9	at Memphis
2002	L	31-28	at Tampa
2003	L	21-16	at Memphis
2004	W	31-15	at Tampa
2008	L	41-14	at St. Petersburg
2013	W	23-10	at Tampa
2014	W	31-20	at Memphis
2015	W	24-17	at Tampa
2016	L	49-42	at Memphis
2019			at Tampa

UofM Record in Memphis: 2-2
 UofM Record in Tampa: 3-1
 UofM Record in Neutral Site: 0-1
 Mike Norvell vs USF: 0-1
 Charlie Strong vs UofM: 1-0
 Longest UofM Win Streak: 3
 Longest USF Win Streak: 2

2019 MEMPHIS FOOTBALL



Three years ago, Mike Norvell came to Memphis with an ability to develop dynamic offenses. Two American Athletic Conference West Division titles and countless broken school records later, his first three seasons with the Tigers have not disappointed.

Year one of the Norvell-era offense featured the second most-prolific offense in program history at the time, behind only 2015, rolling up the second-most total yards (6,028) and scoring the second-most points (505) for a season in school history.

Those totals quickly moved to fourth on the all-time list as the following two seasons showed even more improvement.

Year two shattered the 2016 marks with 6,917 total yards, and 592 points scored. The Memphis offense also scored the most touchdowns (74) for a campaign in program history in 2017, including a school season-record 39 touchdown passes. The Tigers' 4,355 passing yards were the first 4,000-plus passing season in school history and the 307 completions was the third-most for a season in school history.

Just one year later, 583 yards of total offense in Memphis' second-consecutive American Athletic Conference Championship game broke the school record set in 2017. The 2018 Tigers finished with the first 7,000-yard season (7,324) in program history and also broke the single-season touchdown record with 80.

The single-season rushing record was shattered during year three of the Norvell-era with the Tigers boasting two, 1,000-yard backs for the first time in program history. Darrell Henderson, a Doak Walker Award finalist, led the running game with 1,909 yards and the Tigers finished with the school-record 3,919 total yards on the ground and 48 touchdowns.

Players have also had national-level recognition within Norvell's offense. Riley Ferguson and Anthony Miller blossomed at quarterback and receiver, respectively, and Henderson emerged as the nation's premier running back. Ferguson finished his career at Memphis with 7,955 passing yards, ranking third in program history despite only being on the roster for two seasons. Ferguson's 70 passing touchdowns ranks second only to four-year starter Danny Wimprine in the Memphis record book.

Miller became just the third Tiger and the first skill position player in school history to earn NCAA Consensus All-American honors after finishing his career with 3,590 receiving yards and 238 catches. The 238 catches set a new Memphis career mark and his 3,590 yards in three seasons made Miller the first Tiger in school history to have over 3,000 career receiving yards. Miller, who tied for the national lead with 18 touchdown receptions in 2017, finished his career with 37 receiving touchdowns, 15 more than the previous career mark at Memphis.

Henderson became the second running back in program history to be named a finalist for the Doak

NORVELL AT A GLANCE

BORN

Oct. 11, 1981

ALMA MATER

University of Central Arkansas, 2005
Bachelor's degree in education in social studies
University of Central Arkansas, 2007
Master's degree in training systems

PLAYING EXPERIENCE

2001-05: University of Central Arkansas
Four-year starter at wide receiver
Two-time All-Gulf South Conference first team honoree
Left as UCA's all-time leading receiver in reception (213) and third in receiving yards (2,611)
Voted in to the UCA Sports Hall of Fame in 2015

FAMILY

Wife - Maria
Daughter - Mila

COACHING EXPERIENCE

2006: University of Central Arkansas
Graduate assistant coach, offense (receivers & h-backs)

2007-10: University of Tulsa
2007-08 - Offensive graduate assistant & receivers
2009-10 - Assistant coach, passing game coordinator & receivers and director of recruiting
Tulsa averaged 569.9 yards per game of offense in 2008, which led the country; the Golden Hurricane ranked second nationally in scoring (47.1 points/game) and ninth in passing yards (301.8 yards/game); In 2007, Tulsa became the first team in NCAA history to have a 5,000-yard passer, a 1,000-yard rusher and three 1,000 yard receivers

2011: University of Pittsburgh
Assistant coach (WR), co-offensive coordinator, director of recruiting

2012-15: Arizona State University
2012-13 - Offensive coordinator & QB coach
2014-15 - Deputy head coach, offensive coordinator, QB coach
2015 team averaged 299.0 passing yards per game, ranking 20th in the NCAA; overall offense averaged 473.8 yards per game, good for 23rd in the NCAA; 2013 team ranked 10th nationally with 39.7 ppg; helped Arizona State to bowl games in 2012, 2013 and 2014 before taking the Memphis job and missing the team's 2016 Cactus Bowl game.

2016-Present: University of Memphis
Named head coach on Dec 4, 2015

BOWL COACHING EXPERIENCE

2010 Hawaii Bowl, 2011 Compass Bowl, 2012 Fight Hunger Bowl, 2013 Holiday Bowl, 2014 Sun Bowl, 2015 Cactus Bowl, 2016 Boca Raton Bowl, 2017 Liberty Bowl, 2018 Birmingham Bowl

Walker Award after DeAngelo Williams was named a finalist in 2005. Henderson was the nation's second-leading rusher with 1,909 rushing yards on 214 carries. He also led the nation in all-purpose yards with 2,328, touchdowns with 25, and total plays of 40-plus yards with 15.

The work of the Memphis offensive line under Norvell's direction has not gone unnoticed. In three seasons at Memphis, a trio of offensive linemen have earned all-conference honors. Gabe Kuhn (guard) and Trevon Tate (tackle) were first team honorees in 2017 and Dustin



Woodard was a first team honoree at guard in 2018. Collectively, the unit was one of ten semifinalists for the Joe Moore Award, given to the best offensive line in college football, in 2018.

While the offense flourished in Norvell's first three seasons at Memphis, the Tigers defense and special teams were not to be overshadowed. After turning opponents over 29 times in 2016, the Tigers forced 31 turnovers in 2017, ranking third in the nation. Memphis' 15 fumble recoveries ranked tied for fourth in the country.

Linebacker Genard Avery repeated back-to-back first team all-conference honors and finished his career among the top three in program history in career sacks (2nd, 21.5) and tackles for loss (3rd, 41.5). In 2017, freshman defensive back T.J. Carter also made a name for himself in the Tiger secondary, earning USA Today Freshman All-America honors after finishing fifth on the team with 69 tackles and leading the squad with five interceptions.

After ranking 11th in turnover margin in Norvell's first year at Memphis, the Tigers' ranked third (1.15) in 2017, thanks in part to an offense that turned the ball over just six times in 13 games.

The focus Norvell and his staff placed on the game's third phase, special teams, has paid major dividends in his time at Memphis, including bringing to an end what is believed to be the longest drought for a kickoff return for a touchdown in FBS history. In the 2016 win over Temple, freshman Tony Pollard took an Owls' kickoff racing 95 yards for a touchdown, the first by a Memphis player since November of 1996. The span of time was nearly 21 seasons, but the 2016 Tigers special teams laid that record to rest and then some. Not to stop there, Norvell's special teams ran back two more kickoffs for scores and set the program's season record for kick returns for touchdowns with three. Pollard had a second kick-return score (100 yards vs Navy), and Darrell Henderson added

another (99 yards vs SMU). The three kick returns for touchdowns were tied for the FBS lead in 2016.

Pollard continued to showcase his special teams prowess in 2017, returning four kickoffs for touchdowns and earning first team Walter Camp All-American honors after leading the country in kickoff return yards per game (42.4) and kickoff return touchdowns (four). Pollard also grabbed his second consecutive American Athletic Conference Special Teams Player of the Year honor in 2017. In the 2018 Birmingham Bowl, in what would be his final game as a Memphis Tiger, Pollard ran back a 97-yard kickoff return for a touchdown to tie the NCAA career record with seven.

In 2016, Memphis had the second-best kick return defense in the country, allowing opponents a mere 16.04 yards per return and none returned for touchdowns. A major reason for the Tigers' success on kick return defense was Lou Groza semifinalist Jake Elliott's 64 touch backs out of 92 kickoffs (69.6 percent). Elliott's 64 touch backs led The American and was third nationally. After Elliott graduated and moved on to the Super Bowl-winning Philadelphia Eagles roster in his rookie year, Norvell and his staff tapped freshman Riley Patterson to handle kicking duties and the Tigers still ranked among the country's best, finishing 13th in kickoff return defense (17.75 ypr).

Off the field, Norvell's Tigers are also excelling in the classroom. The team posted its highest grade-point average in program history in the fall of 2017 and in his three seasons at the helm of the Tigers, 55 football players have earned their respective bachelor's degrees.

Norvell earned both his bachelor's (education in social studies, 2005) and master's (training systems, 2007) degrees from Central Arkansas.

Norvell is married to the former Maria Chiolino of Fort Smith, Arkansas. They have a daughter, Mila.

2019 MEMPHIS FOOTBALL



LINEBACKERS

KEVIN CLUNE

CAL STATE FULLERTON, 2000
SECOND SEASON

Kevin Clune, who spent 2018 as the team's senior defensive assistant, was named the assistant coach for the linebackers in January of 2019.

Clune spent the 2016 and 2017 seasons as the defensive coordinator at Oregon State. In 2015, Clune was the defensive coordinator at Utah State, his second stint on the Aggies' staff. In two separate coaching stints at Utah State, Clune helped the program to four bowl appearances and the 2012 Western Athletic Conference (WAC) Championship.

A former player at Fullerton Junior College and the University of San Diego, Clune moved to the coaching ranks at Palma (Calif.) High School, serving as the defensive line and receivers' coach. He then spent two seasons at Dos Pueblos (Calif.) High School as the linebackers' coach and returned to his juco alma mater in 1996 as the special teams' coordinator and linebackers' coach.

After four seasons at Fullerton, Clune joined the staff at Occidental College in 2000 as a defensive line coach, then served at Utah for two years as a graduate assistant coach (2001-02). While at Utah, Clune coached his first bowl-bound team, as the Utes earned a spot in the 2001 Vegas Bowl, defeating USC, 10-6.

Clune, a native of Carmel, California, continued to spend time in Utah, moving to Southern Utah for his first stint as a defensive coordinator in 2003-04. In Cedar City, he guided a pair of linebackers to All-America honors as Nick DiPadova and Mazrquest Harris earned second and third team honors, respectively. In 2005, Clune became the defensive coordinator and linebackers' coach at Weber State in Ogden, Utah. After two seasons in that role, he added assistant head coach duties in 2008, helping Weber State to a Big Sky co-championship.

That championship season was followed up by Clune's first stop at Utah State, working as a linebackers' coach (2009-13). Freshman linebacker Kyle Fackrell was named all-conference and a freshman All-American, while Bobby Wagner was named the 2011 WAC Defensive Player of the Year and later was drafted in the second round of the NFL Draft by Seattle.

Utah State (USU) appeared in back-to-back Famous Idaho Potato Bowls (2011 and 2012). After winning the WAC in 2012, USU would make it to the Poinsettia Bowl in 2013, defeating Northern Illinois, 21-14, in Clune's last year in his inaugural stop at USU.

After a one-year hiatus in Hawai'i, where he also served as defensive coordinator, Clune returned to Utah State to serve as the Aggies' defensive coordinator, helping guide linebacker Kyler Fackrell to a semifinalist spot on the Butkus Award list. Fellow linebacker Nick Vigil ranked sixth in the NCAA that same season in tackles per game (11.1), and the Aggies defense ranked 17th nationally in total defense (332.5/yppg), 13th in passing yards allowed (180.5) and 21st in third-down percentage

CLUNE AT A GLANCE

ALMA MATER

Cal State Fullerton, 2000

Bachelor's degree in kinesology

PLAYING EXPERIENCE

University of San Diego and Fullerton Junior College

COACHING EXPERIENCE

1991: Palma (Calif.) High School

Assistant coach, defensive line/receivers

1993-94: Dos Pueblos (Calif.) High School

Assistant coach, linebackers

1996-99: Fullerton Junior College

Assistant coach, special teams coordinator/linebackers

2000: Occidental College

Assistant coach, defensive line

2001-02: University of Utah

Graduate assistant

2003-04: Southern Utah University

Defensive coordinator

2005-08: Weber State University

2005-07 - Defensive coordinator/linebackers

2008 - Assistant HC, defensive coordinator/linebackers

2009-13: Utah State University

Assistant coach, linebackers

2014: University of Hawai'i

Defensive coordinator

2015: Utah State University

Defensive coordinator

2016-18: Oregon State University

Defensive coordinator

2018-Present: University of Memphis

2018 - Senior defensive assistant

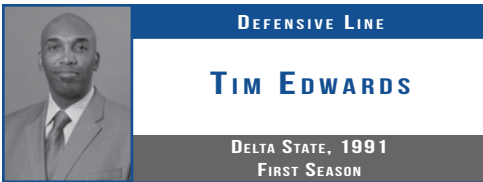
2019 - Present - Assistant coach, linebackers

BOWL COACHING EXPERIENCE

2001 Vegas Bowl, 2011 Famous Idaho Potato Bowl, 2012 Famous Idaho Potato Bowl, 2013 Poinsettia Bowl, 2015 Famous Idaho Potato Bowl

(33.8 percent). The Aggies again returned to the Idaho Famous Potato Bowl in 2015 and ranked in the top four in the Mountain West in 12 defensive categories.

In January of 2016, Clune was named the defensive coordinator and inside linebackers coach at Oregon State. His 2016 defense allowed 52.3 yards per game fewer than the previous season and ranked fourth in the Pac-12 in pass defense (211.2 ypg) and fifth in pass efficiency defense, a seven-spot improvement from the previous year. In 2017, senior linebacker Manase Hungalu and freshman safety David Morris earned Pac-12 honorable mention honors. Hungalu ranked fifth in the Pac-12 with 97 tackles and was named one of five finalists for the Polynesian College Football Player of the Year.



Tim Edwards joined the University of Memphis as its defensive line coach in February of 2019. The Delta State University graduate has more than 20 years coaching, after playing professional football for six years.

A 1991 graduate of Delta State with a degree in aviation management, Edwards was an All-American linebacker and defensive linemen for the Statesmen. He was selected to play in the Blue-Gray All-Star game, as well as the Senior Bowl, following his senior season. He was inducted into the Delta State Hall of Fame in 2008.

After college, he played three seasons for the New England Patriots (1991-93) and three seasons for the Saskatchewan Roughriders (1995-97) of the Canadian Football League.

A 12th-round pick in the 1991 NFL Draft, Edwards returned to Delta State in 1996 to begin his coaching career, serving as a graduate assistant. He was hired at Kentucky State as an assistant coach in 1998, serving as the defensive line coach for three seasons before moving to the linebackers coaching spot in 2001.

In the spring of 2002, Edwards briefly stepped into the professional coaching ranks, serving as the defensive coordinator for the AF2's Carolina Rhinos.

Edwards returned to the college ranks in 2002, serving as the defensive line coach at Pearl River Community College in his native Mississippi.

In 2003, Edwards moved to Hampton University. With Edwards serving as the linebackers coach in 2003, the HU defense ranked seventh in the nation in total defense. The following season, Edwards moved to the recruiting coordinator and defensive line coaching slot and the defense ranked second in scoring defense and sixth in total defense. During his time in Virginia, Hampton won three consecutive MEAC championships, made three FCS playoff appearances and claimed back-to-back black college national championships (2004 and 2005).

After four seasons at Hampton, Edwards stayed in the MEAC, but moved to Florida A&M, spending three seasons there as the defensive coordinator. In 2010, the Rattlers were named MEAC co-champs and Edwards was selected to coach the HBCU All-Star Bowl.

In 2011, Edwards returned south to Louisiana-Lafayette. There, as the defensive line coach, he helped the team to four straight New Orleans Bowl victories and coached numerous all-conference defensive linemen.

In 2015, Edwards was named the defensive line coach at the University at Buffalo. In his first season, he coached a defense that scored seven touchdowns, which ranked second in the nation. In 2017, the Bulls defense tallied 19 sacks, 13 from the defensive line. Last year, the Bulls had 35 sacks, which ranked 25th in the Football Bowl Subdivision.

He and his wife, LuAnn, have three children, Halena, Timothy II and Kenci.

EDWARDS AT A GLANCE

ALMA MATER

Delta State University, 1991

Bachelor's degree in aviation management

PLAYING EXPERIENCE

1989-90: Delta State University

All-American at defensive end

1991-93: New England Patriots

12th round pick in the 1991 NFL Draft

1995-97: Saskatchewan Roughriders (CFL)

FAMILY

Wife - LuAnn

Children - Halena, Timothy II and Kenci

COACHING EXPERIENCE

1996-97: Delta State University

Graduate assistant

1998-2001: Kentucky State University

1998-2000 - Assistant coach, defensive line

2001 - Assistant coach, linebackers

2002: Carolina Rhinos (AF2)

Defensive coordinator

2002: Pearl River Community College

Assistant coach, defensive line

2003-06: Hampton University

2003 - Assistant coach, linebackers

2004-06 - Defensive coordinator/linebackers

2008-10: Florida A&M University

Defensive coordinator

2011-15: University of Louisiana at Lafayette

Assistant coach, defensive line

2015-18: University at Buffalo


Assistant coach, defensive line

2019-Present: University of Memphis

Assistant coach, defensive line

BOWL COACHING EXPERIENCE

2011 New Orleans Bowl, 2012 New Orleans Bowl, 2013 New Orleans Bowl, 2014 New Orleans Bowl, 2018 Dollar General Bowl



2019 MEMPHIS FOOTBALL



Adam Fuller joined the staff at Memphis in January of 2019. Fuller, who spent the previous six seasons at Marshall, will serve as the Tigers' defensive coordinator, the same role he had with the Thundering Herd in 2018. He also was Chattanooga's defensive coordinator from 2009-12.

In 2018, Marshall ranked in the Football Bowl Subdivision's (FBS) top-35 in more than 30 defensive categories, including ranking ninth in rushing defense (104.2), eighth in total sacks (42) and 16th in takeaways (24). Fuller's defense was one of just three in the nation (Clemson, Northern Illinois) to not allow a 100-yard rusher in any of its games in 2018. Seven of his players earned Conference USA postseason honors this year.

From 2013-17, Fuller served as the Herd's assistant head coach and special teams coordinator. In 2013, Marshall had the nation's most improved scoring defense since 1998. That team won the Conference USA East Division title and the 2013 Military Bowl.

In 2014, the Herd posted a 13-1 record, won the Boca Raton Bowl and finished the year ranked No. 22 in the Associated Press (AP) poll. Fuller's three specialists claimed All-Conference USA first team honors, and linebacker Neville Hewitt earned the league's Defensive Player of the Year award. Hewitt went on to make the Miami Dolphins' roster as an undrafted free agent, while teammate Jermaine Holmes earned a spot on the New York Jets' roster.

In 2015, linebacker Evan McKelvey received the C-USA Defensive Player of the Year honor, making it back-to-back years the Herd took the award back to Huntington. The 2015 Herd squad went 10-3 and won the St. Petersburg Bowl.

In 2017, the Marshall defense ranked 18th in total defense (341.7 ypg), 20th in rushing defense (125.4 ypg) and 10th in red zone defense (.732). Marshall went 8-5 and won the New Mexico Bowl. In 2018, Fuller moved from coaching linebackers to safeties and also assumed the defensive coordinator title.

Prior to his time at Marshall, Fuller served as the Chattanooga defensive coordinator and recruited the states of Florida, Georgia and Tennessee from 2009-12. While there, the Mocs sent four players to the NFL in Buster Skrine, Chris Lewis-Harris, Davis Tull and Derrick Lott. Fuller's 2009 defense was the Football Championship Subdivision's (FCS) most improved total defense, allowing only 25.7 points and 307.7 yards per game. In the previous campaign (2008) before Fuller arrived, Chattanooga allowed 37.9 points and 442.5 yards per contest.

A former linebacker for Sacred Heart University, Fuller got his start in coaching as the linebackers coach at NCAA Division III Worcester Polytechnic Institute. After a season there, he moved to Wagner College in 1999. In 2001, Fuller was elevated to the Seahawks' special teams

FULLER AT A GLANCE

ALMA MATER

Sacred Heart University, 1998
Bachelor's degree criminal justice
Wagner College, 2001
Master's in secondary education

PLAYING EXPERIENCE

1994-97: Sacred Heart University

Four-year letterwinner
Football Gazette All-American linebacker

FAMILY

Wife - Hope
Children - Jack and Aidan

COACHING EXPERIENCE

1998: Worcester Polytechnic Institute

Assistant coach, linebackers

1999-2004: Wagner College

Co-defensive coordinator

2005-07: University of Richmond

Defensive assistant

2008: Assumption College

Head coach

2009-12: University of Tennessee at Chattanooga

Defensive coordinator

2013-18: Marshall University

2013-17 - Assistant HC, defensive line, special teams

2018 - Defensive coordinator

2019-Present: University of Memphis

Defensive coordinator

BOWL COACHING EXPERIENCE

2013 Military Bowl, 2014 Boca Raton Bowl, 2015 St. Petersburg Bowl, 2017 New Mexico Bowl, 2018 Gasparilla Bowl

coordinator and defensive backs coach, and in 2004, he assumed the co-defensive coordinator title.

In 2005, Fuller joined the staff at the University of Richmond and helped the Spiders win the 2005 Atlantic 10 (A-10) Conference and 2007 Colonial Athletic Association (CAA) crowns. The 2005 Richmond squad advanced to the NCAA Division I-AA quarterfinals, and the 2007 team made it to the FCS national semifinals. After coaching the defensive backs in 2005, Fuller spent 2006 and 2007 as the special teams coordinator and linebackers coach. Under Fuller's guidance, three Spiders – Tim Hightower, Lawrence Sidbury and Justin Rogers – were drafted by the NFL, and Joshua Vaughan signed as an undrafted free agent.

Fuller left Richmond to become the head coach at NCAA Division II Assumption College in 2008, before returning to the FCS level at Chattanooga.

A native of Lowell, Massachusetts, Fuller was a four-year letterwinner at Sacred Heart University from 1994-97, earning *Football Gazette* All-America honors at linebacker in 1996 and serving as team captain in 1997. He received his bachelor's degree from Sacred Heart in criminal justice with a minor in sociology in 1998. He also earned a master's in secondary education from Wagner in 2001.

Fuller and his wife, Hope, have two sons, Jack and Aidan.



OFFENSIVE COORDINATOR/QUARTERBACKS

KEVIN JOHNS

DAYTON, 1998
FIRST SEASON

Kevin Johns was named the offensive coordinator and quarterbacks' coach in January of 2019. Johns spent the 2018 season as the OC at Texas Tech after spending 2017 as the OC and quarterbacks' coach at Western Michigan.

At Texas Tech last season, Johns guided a Red Raider offense that ranked fourth in the country with 352.6 passing yards per game and 12th with 485.2 total yards per game. The previous season, Johns helped Western Michigan rank 25th in the country with 33.9 points per game. The Broncos sported a balanced offense under Johns' tutelage, also ranking 21st in the country with 224.8 rushing yards per game.

Before his one-season stop at Western Michigan, Johns spent six seasons at Indiana (2011-16), the final three as the team's offensive coordinator. The Hoosiers rewrote 54 school records during Johns' time there, including single season marks for points, total yards, passing yards and rushing yards. In 2015, Indiana joined elite company having a 3,500-yard passer, two 1,000-yard rushers and a 1,000-yard receiver. Johns, who also coached quarterbacks at Indiana over his final three seasons, also assisted with coaching wide receivers after arriving as a co-offensive coordinator in 2011.

In 2013, Indiana had five 1,000-yard receivers playing at the same time. One of them was Cody Latimer, who was one of eight NFL draftees during Johns' time in Bloomington, another was Shane Wynn, who closed his career among the top four in multiple career categories at Indiana, including receptions (189), 250-yard games (13), 200-yard games (19), four-touchdown games (5) and all-purpose yards (4,429) before joining the Jacksonville Jaguars roster.

Indiana was the second Big 10 employer for Johns. From 2004-2011, Johns was on staff at Northwestern. He joined the staff as an assistant coach with the running backs from 2004-05 and began working with the wide



JOHNS AT A GLANCE

ALMA MATER

University of Dayton, 1998
Bachelor's degree in mathematics
Northwestern University, 2001
Master's in education and social policy

PLAYING EXPERIENCE

1994-97: Sacred Heart University

Four-year letterwinner
Football Gazette All-American linebacker

FAMILY

Wife - Krista
Children - Logan, Tyler and Carter

COACHING EXPERIENCE

1998: Piqua (Ohio) High School

Assistant coach

1999-2001: Northwestern University

Graduate assistant, offense

2002-03: University of Richmond

Assistant coach, wide receivers

2004-11: Northwestern University

2004-05 - Assistant coach, running backs
2006-07 - Assistant coach, wide receivers/recruiting coord.
2008-11 - Passing game coordinator/wide receivers

2011-16: Indiana University

2011-13 - Co-offensive coord., quarterbacks/wide receivers
2014-16 - Offensive coordinator, quarterbacks/wide receivers

2017: Western Michigan University

Offensive coordinator, quarterbacks

2018: Texas Tech University

Offensive coordinator, inside receivers

2019-Present: University of Memphis

Offensive coordinator, quarterbacks

BOWL COACHING EXPERIENCE

2004 Hawai'i Bowl, 2005 Sun Bowl, 2008 Alamo Bowl, 2009 Outback Bowl, 2010 Ticket City Bowl, 2015 Pinstripe Bowl, 2016 Foster Farms Bowl

receivers and serving as the Wildcats' recruiting coordinator in 2006-07. He added passing game coordinator duties to his work slate in 2008, and served in that role for three seasons before joining the staff at Indiana in 2011.

A starter for two seasons at the University of Dayton, Johns was part of teams that went 20-1 in his time at Dayton, helping him earn Division I-AA All-American honors. He graduated with a degree in mathematics in 1998 and went on to receive his master's degree in 2001 from Northwestern's School of Education and Social Policy.

After completing his undergraduate degree, Johns served for three seasons at Northwestern as a graduate assistant (1999-2001). He then spent two seasons as the wide receivers' coach at the University of Richmond (2002-03) before returning to Northwestern for his second stint.

Johns and his wife, Krista, have twin sons, Logan and Tyler, and a third son, Carter.

2019 MEMPHIS FOOTBALL

	RUNNING BACKS
	ANTHONY JONES
	CHATTANOOGA, 2007 SECOND SEASON

Anthony Jones joined the Memphis staff in December of 2017, coaching the Tigers running backs in preparation for the team's Liberty Bowl game appearance.

Jones, who spent the previous five seasons as the head football coach at Cordova High School, is no stranger to Memphis. A 2004 graduate of Westwood High School, Jones left the Bluff City to attend the University of Tennessee at Chattanooga, playing wide receiver for the Mocs from 2004-07.

After his playing career at Chattanooga, the 2006 All-Southern Conference first team honoree spent 2007 as a graduate assistant coach at Chattanooga, before returning to Westwood as an assistant coach. He served in that role at Westwood from 2007-10 and took over as the program's head coach in 2010.

As the head coach at Westwood, he guided the Longhorns to its first winning season in 18 years. That marked the first of three-straight conference and regional championships (2010, 2011, 2012) for Westwood.

In 2013, Jones left to take over the program at Cordova High School. His first season at Cordova saw the program post its first winning season in nine years. Three years later, his 2016 Wolves registered the most wins in school history (12-2 record) and advanced to the Tennessee Secondary School Athletic Association (TSSAA) Division I Class 6A state playoffs semifinal round, falling to the eventual state champs. In 2017, Jones led Cordova to an 8-3 record and a TSSAA Division I Class 6A playoffs appearance.

In six seasons at the high school level, 75 Jones-coached players signed football scholarships.

JONES AT A GLANCE

ALMA MATER

Chattanooga, 2007
Bachelor's degree in Business
Union University, 2010
Master's degree in Education

PLAYING EXPERIENCE

2004-07: University of Tennessee at Chattanooga (WR)

FAMILY

Wife - Christina
Children - Kenzie and Kaylie

COACHING EXPERIENCE

2007: Chattanooga
Graduate assistant
2007-12: Westwood High School
2007-10 - Assistant coach
2010-12 - Head coach
2013-17: Cordova High School
Head coach
2018-Present: University of Memphis
Assistant coach, running backs

BOWL COACHING EXPERIENCE

2017 Liberty Bowl, 2018 Birmingham Bowl

Jones was named an AutoZone Liberty Bowl High School All-Star Game assistant coach three times (2012, 2014 and 2015) and was selected to coach in the 2017 Toyota East-West All-Star Classic in Clarksville, Tennessee. Jones was awarded the District 16A Coach of the Year honor in 2011 and 2012 and also the District 14A Coach of the Year accolade in 2013.

A 2007 Chattanooga graduate with a degree in business, Jones also holds his master's degree in education from Union University. Jones and his wife, Christina, have two children: Kenzie and Kaylie.



	SPECIAL TEAMS COORDINATOR/ ASSISTANT HEAD COACH
	PETE LEMBO
	DAYTON, 1998 FIRST SEASON

Pete Lembo was named assistant head coach and special teams coordinator in January of 2019. Lembo spent 2018 at Rice and before that, served on the staff at Maryland as assistant head coach, special teams coordinator and tight ends coach. At both stops, his special teams ranked among the best in the country.

His 2018 Rice special teams ranked fifth in the FBS with just 16.12 kickoff return yards allowed and 15th with 24.41 kickoff return yards per game. Punter Jack Fox was named a Ray Guy Award semifinalist after ranking eighth in the country with a 45.5 yards per punt average. Fox led the nation with 3,636 punting yards, had 26 punts of at least 50 yards and had 31 punts downed inside the 20-yard line. Kick returner Austin Walter earned honorable mention all-conference honors with 491 kick return yards and place kicker Haden Tobola, who hit just one field goal in 2017, earned all-conference honors in 2018, setting the Rice single season record for field goal per-



LEMBO AT A GLANCE

ALMA MATER

Georgetown University, 1992
Bachelor's degree
University at Albany, SUNY, 1994
Master's degree

PLAYING EXPERIENCE

1988-91: Georgetown University

Four-year starter

Named team captain in 1991

FAMILY

Wife - Jenifer

Children - Sophia, A.J. and Victoria

COACHING EXPERIENCE

1992-93: University at Albany, SUNY

Graduate assistant

1994-96: Dartmouth College

Assistant coach

1997: Hampden-Sydney College

Assistant coach

1998-2005: Lehigh University

1998-2000 - Assistant coach

2001-05 - Head coach

2006-10: Elon University

Head coach

2011-15: Ball State University

Head coach

20116-17: University of Maryland

Associate head coach, special teams coordinator

2018: Rice University

Associate head coach, special teams coordinator

2019-Present: University of Memphis

Assistant head coach, special teams coordinator

BOWL COACHING EXPERIENCE

2012 St. Petersburg Bowl, 2013 GoDaddy Bowl, 2016 Quick Lane Bowl

centage (90.9 percent) after going 10-for-11 in 2018. As a unit, Rice's special teams ranked 17th in the country in the ESPN Team Efficiency Rankings (60.8 percent), after ranking 114th the season before Lembo's arrival.

In his time at Maryland, Lembo's special teams ranked as some of the best in the country. In two seasons at Maryland, the Terps tied for fifth nationally with nine blocked kicks. The Terps' kick return defense over the same two seasons ranked 25th and 21st nationally under Lembo's guidance.

Lembo spent five seasons as the head coach at Ball State (2011-15), where the Cardinals set more than 60 school records, including single-season records for points (501), total offense (6,199 yards), passing yards (4,214), touchdown passes (35) and total touchdowns (64) in 2013. He sent a number of former Cardinals into the NFL, including wide receiver Willie Snead, defensive end Jon Newsome and quarterback Keith Wenning. He also coached two-time All-MAC tight end Zane Fakes, who was a 2013 NFF Campbell Trophy semifinalist.

His Ball State special teams also ranked among the top of the Mid-American Conference, leading special teams statistics in each of his five seasons. Place kicker Steve Schott was a Lou Groza semifinalist and punter



Scott Kovanda was a 2012 Ray Guy finalist. In 2014, place kicker Scott Secor was named the MAC Special Teams Player of the Year.

In five seasons, Lembo posted a mark of 33-29, improving his career coaching mark to 112-65 in 15 seasons. He was the first head coach in Ball State history to win at least 30 games in his first four seasons. He guided the Cardinals to a 9-4 record and an appearance in the 2012 Beef O'Brady's Bowl and a mark of 10-3 and a 2013 appearance in the GoDaddy Bowl, just the second time in the Cardinals' 91-year history the team went to back-to-back bowl games.

A 1992 graduate of Georgetown University, Lembo was a four-year starter on the offensive line and served as the team captain in 1991.

He began his coaching career as a graduate assistant at Albany (1992-93), then spent three seasons as an assistant coach at Dartmouth (1994-96) and a season at Hampden-Sydney (1997) before joining the staff at Lehigh in 1998. There, Lembo started as an assistant coach before being named the head coach in 2001. In five seasons at the helm of the Lehigh program, he posted a 44-14 mark, leading Lehigh to the 2001 and 2004 Patriot League Championships and berths in the FCS playoffs. His .759 overall winning percentage and .778 league winning percentage are the second highest

in Patriot League history. He was named the Eddie Robinson National Coach of the Year and the Patriot League Coach of the Year in 2001 when his team finished 11-1 and ranked fifth in both NCAA I-AA polls.

In 2006, Lembo took over the Elon program. Over the next five years, Lembo led the Phoenix to 35 wins, more than doubling their win total from the previous five years (14). Lembo's Elon teams broke 124 NCAA, Southern Conference and school records and sported a 24-14 record in the Southern Conference. He was named the SoCon Coach of the Year in 2007. From 2002-10, Lembo served as a member of the FCS Head Coaches Executive Committee. He also served on the All-America Selection Committee (2001-05) and the AFCA Public Relations Committee (2002-05).

Lembo left Elon to take over the program at Ball State in 2011. In 2014, he served as a member of the AFCA Ethics Committee. He left Ball State in 2016 to join the staff at Maryland. His 2016 Terrapins squad ranked 11th in the nation with four blocked kicks and fifth in 2016 with five blocked kicks. His 2017 Maryland unit ranked 11th out of 130 FBS programs in ESPN's Special Teams Efficiency rankings.

A native of Staten Island, New York, Lembo is married to the former Jenifer Kochis. The couple has three children: Sophia, A.J. and Victoria.



DEFENSIVE BACKS/PASS GAME
COORDINATOR

TJ RUSHING

STANFORD, 2006
SECOND SEASON

TJ Rushing, a former Super Bowl champion with the Indianapolis Colts, is in his second season coaching the defensive backs. Prior to coming to Memphis, he spent four of the last five seasons on the coaching staff at Arizona State after a seven-year professional football career.

In 2017 in Tempe, Rushing tutored freshman All-America cornerback Chase Lucas. Lucas recorded 53 tackles and led the Sun Devils with two interceptions and seven pass breakups.

Prior to his second stint at Arizona State, Rushing spent the 2015 season as a defensive assistant for Stanford. Rushing worked primarily with the cornerbacks and mentored All-Pac-12 performer Ronnie Harris. Rushing was a member of the 2015 Cardinal coaching staff that led Stanford to a 12-2 record, the Pac-12 title (41-22 win over Southern Cal) and a Rose Bowl victory (45-16 win over No. 5 Iowa). The Cardinal finished 2015 No. 3 in both national polls, the program's highest Association Press (AP) ranking since winning the 1940 national championship.

Rushing coached the cornerbacks at Northern Arizona University in 2014. While in Flagstaff, he mentored a pair of All-Big Sky Conference cornerbacks in Marcus Alford (first team) and Blake Bailey (honorable mention).

In his first stint at Arizona State, Rushing served as a graduate assistant coach in 2012 and was named the defensive quality control coach in 2013.

In 2012, Rushing worked with a Sun Devils secondary that led the Pac-12 in passing defense and passing efficiency defense, and ranked third nationally in the former (167.92 yards per game) and 10th nationally in the latter (105.45). All four starting defensive backs earned All-Pac-12 honors, including cornerbacks Deveron Carr and Osahon Irabor and safeties Alden Darby and Keelan Johnson. The Darby-Johnson tandem combined for eight interceptions on the year.

Rushing was a part of an Indianapolis Colts team that won Super Bowl XLI and AFC championships in 2006 and 2009. He collected 1,290 return yards and a punt return for touchdown with the Colts from 2006-09. He also spent part of the 2010 season with the Detroit Lions.

A two-time All-Pac-10 Conference honoree, including a first-team specialist as a junior, Rushing is one of the top kick returners in Stanford Cardinal history. He tallied 1,409 career return yards (second in school history) and 27.1 yards per return (third in school history). He has three career kickoff returns for touchdowns.

Rushing played in 43 career games with 19 starts at cornerback for the Cardinal. He logged four interceptions and 147 tackles, including 13.0 TFL and 4.0 sacks. Rushing also had 14 pass breakups, four forced fumbles, one fumble recovery and two blocked kicks.

Rushing also was a member of the Stanford track and field team from 2003-04 and competed in the 100 me-

RUSHING AT A GLANCE

ALMA MATER

Stanford University, 2006

Bachelor's degree in political science

PLAYING EXPERIENCE

2002-05: Stanford University (DB)

2006-09: Indianapolis Colts, NFL (DB)

2010: Detroit Lions, NFL (DB)

2012: Saskatchewan Roughriders, CFL (DB)

FAMILY

Wife - Taylor

Children - Collin, Mora and Terrall III

COACHING EXPERIENCE

2012-13: Arizona State University

2012 - Graduate assistant

2013 - Defensive quality control

2014: Northern Arizona University

Assistant coach, corner backs

2015: Stanford University

Defensive assistant

2016-17: Arizona State University

Assistant coach, defensive backs

2018-Present: University of Memphis

Assistant coach, defensive backs

BOWL COACHING EXPERIENCE

2017 Sun Bowl, 2018 Birmingham Bowl

ters, 400-meter relay and 1600-meter relay. He ran the leadoff leg on Stanford's 400-meter relay team in 2004 that broke the school record with a time of 39.71. He also posted a 10.68 in the 100 meters.

Rushing, who is from Pauls Valley, Okla., and his wife, Taylor, have three children, Collin, Mora and Terrall III.



2019 MEMPHIS FOOTBALL

	DEPUTY HEAD COACH/RUN GAME COORDINATOR/OFFENSIVE LINE
	RYAN SILVERFIELD
	HAMPDEN-SYDNEY COLLEGE, 2003 FOURTH SEASON

Preparing for his fourth season at Memphis, Ryan Silverfield has been elevated to deputy head coach heading into the 2019 season. Silverfield served as the offensive line coach and run game coordinator in 2018, overseeing the team's most consistent unit, with all five starters playing in every game. One year after blocking for an offense that featured All-American wide receiver Anthony Miller and setting a school record for passing touchdowns, the offensive line spent the 2018 season in the trenches blocking for another NCAA Consensus All-American, leading the way for All-American running back Darrell Henderson. In three seasons, Memphis set and broke the school record for total yards and points scored and set new marks for passing touchdowns (39, 2017) and rushing touchdowns (48, 2018).

Memphis' candidate for the 2018 Frank Broyles Award, Silverfield first came to Memphis in 2016 with over 18 years of coaching experience at the high school, college and NFL levels. He remains the only coach to have worked with an NCAA single-season rushing leader and an NFL single-season rushing leader. At UCF, Silverfield helped tutor Kevin Smith when the junior back led college football with 2,567 yards in 2007. Five seasons later in 2012, Silverfield was at Minnesota, where the Vikings' offensive line paved the way for Adrian Peterson's 2,097-yard season.

In three seasons at Memphis, Silverfield has guided a trio of Tigers' offensive linemen to all-conference honors. Gabe Kuhn (guard) and Trevon Tate (tackle) were first team honorees in 2017 and Dustin Woodard was a first team honoree at guard in 2018. Collectively, the unit was one of ten semifinalists for the Joe Moore Award, given to the best offensive line in college football, in 2018. For his role leading the o-line, Silverfield was named one of six finalists for the offensive line coach of the year award sponsored by FootballScoop earlier this season.

Silverfield was also recognized as one of the top recruiters in his time at Memphis. In 2017, he was ranked the fourth-best recruiter in The American by 247sports.com.

Just prior to coming to Memphis, Silverfield spent the last half of the 2015 football campaign with the NFL's Detroit Lions. In a mid-season staff shake-up, the Lions brought in Silverfield as an assistant offensive line coach, and the hire paid immediate dividends. His tenure with the Lions was Silverfield's second stint in the NFL.

Before Silverfield's arrival, the Lions had a 2-7 record, and, in the three games just before he came on board, Detroit's offensive line allowed 15 sacks for 105 yards. In the season's final stretch, Silverfield helped mold an offensive line that propelled the Lions to a 5-2 record. The Lions' offensive line allowed just over three sacks per game in the last seven contests, and quarterback Matthew Stafford thrived behind Silverfield's new-look

SILVERFIELD AT A GLANCE

ALMA MATER

Hampden-Sydney College, 2003
Bachelor's degree in Economics

FAMILY

Wife - Angela

COACHING EXPERIENCE

1999: The Bolles School

Assistant coach

2000-03: Hampden-Sydney College

2000 - Offensive assistant
2001-02 - Assistant coach, defensive line coach
2003 - Assistant coach, tight ends, h-backs

2004: Memorial Day High School

Head coach

2005: Jacksonville University

Quarterbacks coach

2006-07: University of Central Florida

2006 - Graduate assistant, offense
2007 - Graduate assistant, defense

2008-13: Minnesota Vikings

2008-10 - Offensive quality control staff, defensive line staff assistant

2011-13 - Assistant offensive line coach

2014: University of Toledo

Offensive consultant

2015: Arizona State University

Senior offensive analyst

2015: Detroit Lions

Assistant offensive line coach

2016-Present: University of Memphis

2016 - Assistant coach, offensive line
2017 - Run game coordinator/offensive line
2018 - Assistant HC/run game coordinator/ Offensive line
2019 - Present - Deputy HC/run game coord./offensive line

BOWL COACHING EXPERIENCE

2014 GoDaddy.com Bowl, 2016 Boca Raton Bowl, 2017 Liberty Bowl, 2018 Birmingham Bowl

offensive line. In the seven games with Silverfield on staff, Stafford threw 17 touchdowns and only one interception. Prior to that, Stafford had 15 touchdowns and 12 interceptions.

Preceding his 2015 mid-season jump to the NFL, Silverfield was a senior offensive analyst on head coach Todd Graham's Arizona State staff. In his short time in Tempe, Ariz., the Sun Devils posted a 5-5 record on their way to a final 6-6 regular-season mark and a Motel 6 Cactus Bowl berth.

Silverfield served as an offensive consultant at Toledo in 2014 and helped the Rockets to a 9-4 overall record and a 7-1 Mid-American Conference (MAC) mark. Toledo tied for the MAC West crown and earned a GoDaddy.com Bowl berth. The Rockets' nine wins were the most since 2001, and Toledo's 63-44 bowl victory over Arkansas State was its first postseason win since 2011.

The Rockets' offensive line helped put one of the most prolific offensive seasons in Toledo football record book. The 2014 Rockets offense set school records for total offense, total rushing yardage and first downs per game and also ranked among the program's top-five in points per game (2nd), touchdowns scored (3rd) and rushing touchdowns (3rd).



Leading the charge on Silverfield's offensive line was Greg Mancz, the 2014 Vern Smith Award/MAC Player of the Year award recipient. Mancz, also an All-America second team selection, became the first offensive lineman in MAC history to be honored as the league's Player of the Year. Fellow linemen Josh Hendershot and Jeff Myers joined Mancz earning All-MAC recognition.

Toledo's offensive line proved fruitful for the 2014 Rockets' attack. Toledo led the MAC in scoring offense, total offense, rushing offense and first downs. Rockets running back Kareem Hunt led the MAC in rushing (1,631 yards) and was tops in the nation in yards per carry (8.0). Hunt was an All-MAC first team pick and also earned GoDaddy.com Bowl MVP honors (271 yards/5 touchdowns).

Before jumping back to the collegiate ranks, Silverfield spent six seasons on the Minnesota Vikings staff. In his time in Minnesota, Silverfield helped the Vikings to two NFC North Division crowns and three NFL playoffs appearances, including a trip to the 2009 NFC championship game. Silverfield began his Vikings' stint as an offensive quality control staffer, before moving to a defensive line staff assistant in 2009 and 2010. He moved to the offensive side from 2011-13, assisting Jeff Davidson with the offensive line.

It was in the midst of his three years working with the Minnesota offensive line that Peterson had one of the most-prolific, single-season rushing performances in NFL history. In 2012, Peterson ran for a league-best 2,097 yards, falling just eight yards shy of Eric Dickerson's NFL record of 2,105. Peterson was named the 2012 NFL MVP.

Prior to his time in the NFL, Silverfield spent the 2006 and 2007 seasons at UCF. In his two campaigns in Orlando, Fla., he served as an offensive graduate assistant his first season and moved to a defensive graduate assistant spot in 2007. Silverfield was a member of the 2007 Knights staff that led the squad to a 10-4 record, a 7-1

Conference USA mark and the C-USA East Division crown. UCF defeated Tulsa – with Norvell on staff – in the C-USA championship game and earned the league's AutoZone Liberty Bowl berth.

As an offensive graduate assistant, Silverfield worked with Smith in 2006. That season – Smith's sophomore campaign – he rushed for 934 yards in only nine games, setting up his explosive junior – and NCAA rushing champion – season in 2007. In his season working with the Knights defense, UCF ranked among the top-four in C-USA in scoring defense, rushing defense, passing defense and turnovers forced. The Knights held half of their opponents to 20 or fewer points in the 2007 campaign.

The season prior to his time at UCF (2005), Silverfield served as the quarterbacks coach at Jacksonville University. In 2004, at the age of 23, Silverfield was named the head coach at Memorial Day High School in Savannah, Georgia.

A 2003 Hampden-Sydney College (Va.) graduate, Silverfield coached four seasons at his alma mater, starting as an offensive assistant in 2000. Then, at age 20, he was tapped as the Tigers defensive line coach and spent two seasons at that post (2001-02). In 2003, Silverfield moved back to offense and coached the tight ends and H-backs. That season, the Tigers went 9-1 and had the nation's No. 1 scoring offense in the country (47.0 ppg). Hampden-Sydney scored 45 or more points in seven of its 10 games in 2003.

Silverfield started coaching in 1999 at his alma mater, The Bolles School in Jacksonville, Fla. He played for the Bulldogs and was a member of two Florida state championship teams (1995, 1998). During his playing career, Silverfield helped Bolles to a No. 1 ranking in the USA Today Super 25 national high school football poll. Immediately after his playing career, Silverfield jumped to the coaching ranks as a Bolles School assistant in 1999.

2019 MEMPHIS FOOTBALL

	RECRUITING COORDINATOR/PASSING GAME COORDINATOR/WIDE RECEIVERS
	JOHN SIMON
	LOUISIANA TECH, 2002 FIRST SEASON

John Simon joined the football staff at Memphis as a recruiting coordinator, passing game coordinator and assistant coach of the wide receivers in January of 2019. He spent the past two seasons as the associate head coach and running backs coach at Arizona State and the former NFL back also coached in the college game at regional foes Louisiana-Lafayette and Southern Miss and in high school football in Dallas, Texas.

Hailing from Baton Rouge, Simon played his college ball at Louisiana Tech from 1998-2001. He gained more than 4,000 all-purpose yards and caught a pass in a then-NCAA record 36 consecutive games. In his senior season (2001), he helped the Bulldogs to the program's first Western Athletic Conference Championship and a bowl appearance in 11 seasons. Simon, who moved to wide receiver in his senior season, received the 2001 Humanitarian Award at the Humanitarian Bowl and was the recipient of the Louisiana Tech President's Award.

After college, Simon spent three seasons in the NFL. He was a member of the Tennessee Titans roster in 2002 and spent the 2003-04 season with the Washington Redskins. Following his professional career, Simon worked as a motivational speaker and created his own non-profit organization I.M.A.G.E, which focused on improving minority areas and helping at-risk youth.

In 2008, Simon began coaching at Franklin D. Roosevelt High School in Dallas in a number of areas. After beginning as a receivers' coach in 2008, he moved to the team's defensive coordinator role in 2009. He then spent the 2010 season as the special teams' coordinator, secondary coach and athletics director. In 2011, he capped his high school coaching career as the interim head coach and athletics director. He moved into administration full time in 2012, serving as the school's athletic director.

In 2013, Simon entered the college coaching ranks, joining the staff at Southern Miss as a running backs coach. Under his guidance, USM backs Jalen Richard and Ito Smith combined for more than 3,000 total yards, including 2,200 yards on the ground and 29 total touchdowns in 2015. Ito Smith ranked 18th in the nation with 134 all-purpose yards per game in 2015. The all-conference duo also combined for more than 800 receiving yards in 2015, as the Golden Eagles broke five major offensive single-season records, grabbed 10 wins and a Conference USA West Division title and earned a bowl berth in the Zaxby's Heart of Dallas Bowl against Washington. Southern Miss was one of just five programs in FBS in 2015 to have two running backs with 1,000 yards on the ground.

Simon joined the staff at Louisiana-Lafayette in 2016 as the team's wide receivers' coach. He then joined the staff at Arizona State in 2017. At Arizona State, Simon served as an associate head coach and worked with the Sun Devils' running backs, helping them account for 27

SIMON AT A GLANCE

ALMA MATER

Louisiana Tech University, 2001
Bachelor's degree in business
Dallas Baptist University, 2010
Master's degree in education

PLAYING EXPERIENCE

1997-2001: Louisiana Tech University (RB WR)
Four year letterwinner
Three-time All-Louisiana selection

2002: Tennessee Titans, NFL

2003-04: Washington Redskins, NFL

FAMILY

Wife - Cecelia
Children - John IV and James

COACHING EXPERIENCE

2008-11: Franklin D. Roosevelt High School (Texas)
2008 - Assistant coach, receivers
2009 - Defensive coordinator
2010 - Special teams coordinator/secondary coach
2011 - Head coach/athletics director

2013-15: Southern Miss University

Assistant coach, running backs

2016: University of Louisiana at Lafayette

Assistant coach, wide receivers

2017-18: Arizona State University

Associate head coach, running backs

2019-Present: University of Memphis

Assistant coach, recruiting coordinator/passing game coordinator/wide receivers

BOWL COACHING EXPERIENCE

2015 Heart of Dallas Bowl, 2016 New Orleans Bowl, 2017 Sun Bowl, 2018 Las Vegas Bowl

rushing touchdowns in 2017 and 26 rushing touchdowns in 2018. Kalen Ballage finished 26th in the nation and second in the Pac-12 with 14 rushing touchdowns in 2017. In a win over Texas Tech, Ballage tied an FBS record with eight total touchdowns (seven rushing, one receiving). Both Ballage (44 catches) and Demario Richard (17 catches) finished with double digit receptions. According to Pro Football Focus, the Sun Devils finished the 2017 regular season with the 30th-highest graded rushing game, an improvement of 11 spots from the 2016 season. In 2018, sophomore back Eno Benjamin rushed for 1,642 yards, a new ASU single season record, and 16 touchdowns, earning first team All-Pac-12 honors.

Simon and his wife, Cecelia, have two children – John IV and James.



Tony Tokarz was named the assistant coach for the tight ends by head coach Mike Norvell before the Tigers' Birmingham Bowl bid in December of 2018.

Tokarz has spent two stints on the Memphis staff, first coming to Memphis in 2014 and serving as a defensive staff assistant with the secondary. That Tiger team claimed their first American Athletic Conference championship en route a 10-3 record and a Miami Beach Bowl victory. The 2014 Tiger defense ranked 11th nationally in scoring defense, giving up 19.5 ppg and ranking 27th in total defense (349.5 ypg).

For the past two years, Tokarz has served as a graduate assistant on the offensive side of the ball.

In 2017, Memphis set school records with 6,917 total yards of offense, 592 points scored and 79 total touchdowns. Memphis tied the school mark for rushing touchdowns (33) and set a new mark for passing touchdowns (39) in 2017. In 2018, Memphis broke the total yards (7324), points scored (601), total touchdowns (80) and rushing touchdowns (48) records.

A 2012 graduate of Worcester State University, Tokarz was a three-year starting quarterback for the Lancers' football team. He was named a Stephen "Merc" Morris first-team All-Worcester selection and a first-team All-New England Football Conference pick as a senior.

After graduation, Tokarz began his coaching career at Anna Maria College, where he coached wide receivers and assisted the team with its strength and conditioning program, also serving as the program's film coordinator.

The following year, Tokarz moved to Stonehill College

TOKARZ AT A GLANCE

ALMA MATER

Worcester State University, 2012
Bachelor's degree

PLAYING EXPERIENCE

2009-11: Worcester State University (QB)

Three year starting quarterback

*Named Stephen "Merc" Morris first-team All-Worcester
All-New England Football Conference*

COACHING EXPERIENCE

2012: Anna Maria College

Assistant coach, wide receivers

2013: Stonehill College

Assistant coach, wide receivers

2014-15: University of Memphis

Defensive staff assistant

2016: Stonehill College

Passing game and recruiting coordinator/quarterbacks

2017-Present: University of Memphis

2017-18 - Graduate assistant, offense

2018-Present - Assistant coach, tight ends

BOWL COACHING EXPERIENCE

2018 Birmingham Bowl

(NCAA Division II). The Skyhawks went 8-3 and advanced to the Northeast-10 Conference championship game while Tokarz served as the team's wide receivers' coach. He helped guide Nate Robitaille to All-Northeast-10 first-team honors while the Stonehill receiving corps accounted for 191 passes for 2,571 yards and 28 touchdowns.

Tokarz then came to the Mid-South to join the Tigers' staff in 2014 before returning to Stonehill College in 2016 as the passing game and recruiting coordinator while also tutoring the quarterbacks. Under his guidance, Stonehill improved in total offense as well as passing yardage per game.



2019 MEMPHIS FOOTBALL



Josh Storms was named the strength coach for Memphis football in January of 2016, after spending 11 years as a member of the Sports Performance staff at Arizona State University.

In 2018, Storms earned Master Strength and Conditioning Coach distinction by the Collegiate Strength and Conditioning Coaches Association (CSCCa). The honor is the highest given in the strength and conditioning coaching profession.

Storms has played an integral role in the overall development of the Memphis football program under head coach Mike Norvell. The Tigers produced the program's third 10-win season in school history in 2017 and set numerous school records for offensive production.

Last season's Tigers obliterated the program's offensive record book with season marks for points (592), total plays (941), total yards (6,917), passing yards (4,355), offensive touchdowns (72) and passing touchdowns (39). The 2017 Memphis offense became the first in program history to have a 4,000-yard passer, 1,000-yard rusher and 1,000-yard receiver in the same season.

The Tigers defense has been the nation's most-opportunistic unit the last two years, forcing a Football Bowl Subdivision (FBS) second-best 60 turnovers (31 in 2016/29 in 2017). The 31 caused turnovers were tied for third nationally in 2017, and the 29 forced in 2016 were tied for fifth nationally.

At Arizona State, Storms' focus was on football in his position of Sports Performance Assistant Head Coach. He developed and enhanced the performance of stu-

dent-athletes who advanced to a school-record five straight bowl games in his final five seasons in Tempe.

Over his last four years at ASU, Storms worked with Mike Norvell in advancing student-athletes' performance for the Sun Devils' high-octane offense.

Ahead of Arizona State's game against West Virginia in the 2015 Motel 6 Cactus Bowl, the Sun Devils ranked second in the Pac-12 and 11th in the nation in scoring at 37.37 points per game over the past four years. ASU ranked second in the Pac-12 and 12th in the nation with 1,943 total points during that stretch of time.

Defensively, Arizona State finished with 27 takeaways in 2014 (2.1 per game) after having a streak of 29 consecutive games forcing a turnover come to an end in the season opener. ASU led the Pac-12 with 33 takeaways in 2013, finishing fifth nationally.

The Sun Devils forced 109 turnovers in Storms' last four seasons. Arizona State had 13 interception returns for touchdowns during that four-year stretch, leading the nation in most interception returns for touchdowns over that span. The Sun Devils also led the FBS with 16 defensive touchdowns over those four seasons.

Storms joined the Arizona State staff in January 2005 after working two-plus years as an assistant strength coach at the University of Nevada-Las Vegas. In addition to assisting with the football team, he worked with UNLV's track and field, men's soccer and men's and women's tennis teams.

Prior to his tenure at UNLV, Storms was a seasonal assistant strength coach with the Minnesota Vikings in 2001.

Storms graduated from the University of South Dakota (2001), where he played tight end. He completed his master's degree at Arizona State in 2006.

A native of Sioux Falls, S.D., Storms is married to the former Darcie Dreeszen, and they have one son, Colt. Storms is certified through both the Collegiate Strength and Conditioning Coaches association (CSCCa) and the National Strength and Conditioning Association (NSCA).



Josh Storms was presented the Master Strength and Conditioning Coach blue jacket by CSCCa Executive Director, Dr. Chuck Stiggins (left) and Virginia Tech Associate Athletics Director for Strength & Conditioning, Ben Hilgart (right) on May 10, 2018.



This feature first appeared in the Tigers Football Gameday program on November 23 when Memphis hosted Houston.

It's amazing what relationships can lead to: new friendships, more connections and ingenious ideas. That's what led to the birth of the new on-campus clinic for University of Memphis student-athletes.

The on-campus clinic opened at the beginning of October, but it took a while – try 15 years – for the idea to be realized. And it all came about when a relationship began between Monica Baker and former Tigers head athletic trainer, the late Eddie Cantler.

"This has been in the works for years," said Baker, who is both a physical therapist for Memphis athletics and a lead physical therapist with Baptist. "The plans were finalized this August, and we started the first week of October."

The plans to bring an on-campus clinic for Memphis student-athletes began all the way back in 2003 when Baker was volunteering with Tigers athletics. A 2000 Central Arkansas graduate with a physical therapy degree, Baker was looking to get her athletic training license, but needed one athletic training course to become certified. Enter Cantler, who was teaching the class she needed.

"I was hoping just to take the test and not actually have to go to class," said Baker, who is Memphis' conference-appointed medical spotter during football games. "A colleague of mine told me Eddie was teaching the class, and Eddie and I hit it off. Eddie would give me a hard time and say I should be teaching the class.

"We developed a unique relationship, and he asked me to start helping him with the team. From there, my role just kind of grew."

Today, that planted seed of an idea is now reality on the Memphis campus. With the clinic, Memphis athletic training has added Baker and Dr. Jude Miller, a chiropractor. Darrell Turner, associate athletics director for sports

medicine, believes the additions benefits both the student-athletes and his staff.

"It took time to get through all the details in setting up these partnerships, but now the athletes are reaping the rewards, the benefits," said Turner. "It makes everything better in what we can provide. We gained a physical therapist and a chiropractor, and I'm thrilled with both sides and what we're able to do on a daily basis.



Phase 1 of the Murphy Sports Complex includes a new athletic training area. Two pools (one hot and one cold) are available for student-athletes.

“We’ve really stepped it up, and it gives us something to continue to grow in a positive direction in taking care of our athletes.”



That direction has led to an on-campus clinic that is more convenient for the student-athletes which, in turn, leads to more consistent, focused rehab. The clinic, where Baker’s office is stationed, is in the Elma Roane Fieldhouse, which is centrally located on the University’s main campus. Baker and Dr. Miller also have the flexibility of moving around to the different facilities to offer care.

“Having the care on campus allows us to see a greater volume of athletes,” said Dr. Miller, a graduate of Logan University, a private chiropractic-health sciences college located outside St. Louis. “It allows for more consistent care because sometimes the athletes don’t have rides to (off-campus) clinics.

“Having it on-site, we’re able to see those athletes on a daily basis to get them the care they need. It’s a convenience factor. It improves their quality of care, and it allows us to improve the compliance with care because we’re here every day to see what they’re doing and how we can improve their performance.”

Baker added, “This helps the athletes because they don’t have to drive to an off-site location for rehab. Having this gives them easy access to one on campus, and that’s going to make them show up more and receive more therapy because it’s convenient.

“Many come by the clinic right after classes. They’re more apt to show up. They’re more apt to be engaged while they are here because they can get in and get out and get back to studying. We’re adding another level of rehab to help the athletes get back on the field or court faster.”

Another advantage the on-campus clinic offers is the ability to train future medical professionals. According to Turner, Logan University’s partnership gives Dr. Miller the opportunity to introduce students to the chiropractic field.


“With Dr. Miller, the partnership with Logan University allows this to be a clinical site where future chiropractors can come in and learn from him, while also giving our athletes an on-campus chiropractor,” said Turner.

Giving expanded care to student-athletes on campus and offering training for future medical specialists is unique for a school like Memphis.


“Memphis is one of the few schools its size in the nation with this on campus,” said Baker. “It is a unique set-up because similar universities have medical schools on campus, and Memphis doesn’t.

“This adds another layer of focused, one-on-one rehab. Memphis is adding dynamics to its care with me and Jude. We’re becoming a multi-faceted sports medicine team.”


	ASSOCIATE AD FOR SPORTS MEDICINE
	DARRELL TURNER
	FLORIDA, 2002 EIGHTH SEASON

	PHYSICAL THERAPIST
	MONICA BAKER
	CENTRAL ARKANSAS, 2000 18TH SEASON

	SENIOR ASSISTANT ATHLETIC TRAINER
	LARRY REYNOLDS
	INDIANA STATE, 2005 SEVENTH SEASON

	CHIROPRACTOR
	DR. JUDE MILLER
	LOGAN COLLEGE OF CHIROPRACTIC, 2011 SECOND SEASON


SUPPORT STAFF



GRADUATE ASSISTANT

DANIEL ALLEN

MOUNT UNION, 2014
FIRST SEASON



ATHLETIC EQUIPMENT ASSISTANT

DAVID DRAPER

UCF, 2016
FOURTH SEASON



DIRECTOR OF COMMUNITY & TIGER ALUMNI RELATIONS

MARCUS BELL

MEMPHIS, 2010
11TH SEASON



GRADUATE ASSISTANT

JOEL ELLIOTT

DENISON, 2014
FIRST SEASON



TEAM CHAPLAIN

BRAXTON BRADY

MEMPHIS, 1996
EIGHTH SEASON



ANALYST

NATE FIGHTNER

MEMPHIS, 2019
FIRST SEASON



GRADUATE ASSISTANT

CORTEZ CARTER

MARSHALL, 2014
FIRST SEASON



QUALITY CONTROL

DAVID GLIDDEN

OKLAHOMA STATE, 2015
SECOND SEASON



QUALITY CONTROL

JOHN COTTON

TEXAS, 2015
FIRST SEASON



ACADEMIC COUNSELOR - OFFENSE AND SPECIAL TEAMS

LAUREN HILLMAN

SOUTHERN MISS, 2001
SEVENTH SEASON



GRADUATE ASSISTANT

ALAN CROSS

MEMPHIS, 2015
FIRST SEASON



EQUIPMENT MANAGER

MARC HOHORST

LOUISIANA LAFAYETTE, 1997
19TH SEASON



DIRECTOR OF PLAYER PERSONNEL

JUSTIN CROUSE

MURRAY STATE, 1995
SIXTH SEASON



OFFENSIVE QUALITY CONTROL

AUSTIN JONES

OLE MISS, 2018
SECOND SEASON

SUPPORT STAFF



DIRECTOR OF FOOTBALL OPERATIONS

JEFF KUPPER

TEXAS, 2002
10TH SEASON



ASSISTANT TO THE HEAD COACH

SHERRI SCHWARTZ


18TH SEASON



DIRECTOR OF HIGH SCHOOL RELATIONS

CARLOS LOCKLYN

CHATTANOOGA, 2003
SECOND SEASON



STUDENT ASSISTANT

JANAN SOWELL

SECOND SEASON



DIRECTOR OF PLAYER RELATIONS

STEVEN MIZELL

MIDDLE TENNESSEE STATE, 2006
FIRST SEASON



LEARNING SPECIALIST

JESSICA THOMAS


TENNESSEE, 2004
SECOND SEASON



DIRECTOR OF RECRUITING OPERATIONS

SHERMAN MORRIS

BARRY, 2003
FOURTH SEASON



STUDENT VOLUNTEER

JAKE WILCOX

SECOND SEASON



ASSISTANT TO THE DIRECTOR OF RECRUITING

AKOYA NELSON

MEMPHIS, 2011
EIGHTH SEASON



OFFENSIVE ANALYST

COOPER WILLIAMS

MEMPHIS, 2018
THIRD SEASON



GRADUATE ASSISTANT - VIDEO

KATIE NEWTON

ARKANSAS, 2019
FIRST SEASON



ACADEMIC COUNSELOR - DEFENSE

EMILY WILLIAMS

SOUTH DAKOTA, 2001
FOURTH SEASON



DEFENSIVE ANALYST

CHASE ROBISON

ARKANSAS STATE, 2016
FIRST SEASON



DIRECTOR OF FOOTBALL VIDEO

CORY ZINK

MEMPHIS, 2017
FIRST SEASON

UNIVERSITY PRESIDENT DR. M. DAVID RUDD

M. David Rudd is in his sixth year as President of the University of Memphis, a position he has held since May 2014. As a Distinguished University Professor of Psychology, he also continues funded research, along with his affiliation with the National Center for Veterans Studies at the University of Utah as co-founder and scientific director. Before transitioning to President, he served as University of Memphis Provost. Prior to moving to Memphis, he was dean of the College of Social & Behavioral Science at the University of Utah.

Student success has been a central focus of his tenure in Memphis, with record-breaking improvements in retention and graduation numbers over the past five years. He spearheaded an effort to create a student success center, developed the University's first integrated recruitment, enrollment, retention and graduation plan, created a one-stop admissions center, developed targeted degree pathways for all majors, implemented an Academic Coaching for Excellence initiative, offered need-based funding for the first time in UofM history and expanded the availability of scholarship opportunities for students. The University of Memphis became the first institution of higher learning nationally to partner with Folds of Honor to support higher education for spouses and children of America's fallen and disabled service members. In May 2019, he testified before the U.S. House Committee on Education and Finance on several of the UofM initiatives targeting vulnerable students.

He has made a strong commitment to containing higher education costs and lowering student debt, holding tuition flat during his first year, the first such move in more than three decades at the UofM. For the second time in five years, the UofM had no tuition increase, with the five-year average under two percent and well below historic University averages.

Among the core values at the University of Memphis are student success and access, along with diversity and inclusion. Over the past five years, the University of Memphis had the lowest tuition/fee increases in the State of Tennessee and dramatically improved overall affordability in a rapidly changing higher education landscape.

The University of Memphis' commitment has always been one of delivering high-quality educational programs to all students at the lowest possible cost. Toward this end, the UofM will be implementing several plans beginning in the Fall 2019 as part of our Access Memphis initiative. They include a Guaranteed Tuition Plan, a Tuition Cap and Uniform Tuition Rates.

Not only have the past five years witnessed historically low tuition increases, but have been coupled with significant growth in summer and fall enrollments.

In 2017, President Rudd helped the UofM Research Foundation (UMRF) launch a private, innovative company, UMRF Ventures, providing a unique and effective alternative to employ students in high-paying jobs that allow them to focus more time and energy on completing their education. In its first year, UMRF Ventures successfully launched three partnership centers, all fully staffed by students, with the projection that 300 students will be employed by the end of its second year.

Most out-of-state students at the University of Memphis have received a sizable cut in tuition under a simplified four-tier tuition structure. The restructuring sets tuition for Tennessee residents, out-of-state residents, international students and UofM Global online students. Students from outside a 250-mile radius of the UofM will see a considerable decrease in costs.

Efforts to grow community partnerships and engagement have been very successful during President Rudd's first five years, with creative partnerships with the Memphis Symphony Orchestra, St. Jude Children's Research Hospital, Shelby County Schools and Methodist Healthcare. His first year saw a record \$37M raised, with second-year numbers surpassing that total and exceeding \$38M raised. The five-year total in fundraising set a record for the UofM with well over \$150M. A total of more than



\$500M is being invested on campus and in the University Neighborhood District, with over \$140M of private funds.

President Rudd launched a national visibility campaign in his first year in partnership with FedEx Corp., an effort that is already garnering attention. More UofM academic programs are currently ranked than at any time during the University's 107-year history.

Under President Rudd's leadership, the University of Memphis footprint has continued to expand. The \$21 million state-of-the-art Laurie-Walton Family Basketball Center opened on the Park Avenue Campus in 2017 and work has begun on the Rudi E. Scheidt School of Music \$40-million, 40,000-square-foot music center, and the \$18.5M Alumni Mall Amphitheater and Pedestrian Cable Bridge. The Pedestrian Cable Bridge, which will be completed later this year, will include an iconic cable-stayed pedestrian bridge that will soar over the Southern Avenue railroad tracks. The \$30M Center for Wellness and Fitness project adjacent to the bridge is to begin this year.

President Rudd's undergraduate degree is from Princeton University. He completed his doctoral training at the University of Texas at Austin and completed a post-doctoral fellowship in cognitive therapy at the Beck Institute in Philadelphia under the direction of Aaron T. Beck. He is a Diplomat of the American Board of Professional Psychology and a Fellow of three professional societies. In addition to his clinical work, President Rudd is an active researcher with more than 200 publications and more than 10,000 citations.

President Rudd has garnered more than \$19M in grant funding as a principal or co-principal investigator and served on the Institute of Medicine/National Academies of Science Committee on Assessment of Resiliency and Prevention Programs for Mental and Behavioral Health in Service Members and Their Families. Last year, he chaired a workshop on suicide and serious mental illness for the National Academies.

His wife, Dr. Loretta Rudd, is a clinical associate professor in child development at the UofM. Dr. Rudd earned her PhD in educational psychology from Baylor University. She holds bachelor's and master's degrees in communication disorders/deaf education from The University of Texas at Austin. She also received a Master of Education in educational administration from Tarleton State University.

Previously, Dr. Rudd was an assistant professor at the University of Utah. For 12 years, she taught in public education in Texas and California.

They have two children — Nicholas, who graduated from Vanderbilt University, completed his MPP at the LBJ School for Public Affairs at the University of Texas-Austin and started law school at the University of Texas in August. Emma recently graduated from NYU with honors and will be attending graduate school pursuing a doctorate in the social sciences.

INTERIM ATHLETICS DIRECTOR ALLIE PRESCOTT



Lifelong Tiger and distinguished Memphian Allie Prescott was named University of Memphis interim athletics director on May 14, 2019.

A longtime community leader, Prescott has been both president of Allie Prescott & Partners, LLC since 2002 and senior vice president of Waddell & Associates Inc. since 2007. An M Club Hall of Famer who was a three-year letterman in baseball from 1967-69, he was an All-Missouri Valley Conference first baseman in 1969.

"Allie Prescott is quintessential Memphis," said UofM President M. David Rudd. "Growing up as a Tiger, he has played a pivotal role in supporting the University of Memphis and the City of Memphis in his lifetime. Allie is the perfect person to lead Memphis Athletics in this transitional period. His diverse leadership background will help us continue the momentum as University of Memphis athletics continues its quest for preeminence."

He was president and general manager of the Memphis Redbirds from 1997-2001, being named Pacific Coast League Executive of the Year in 2000 while AutoZone Park was named the 2009 Minor League Ballpark of the Year by Baseball America. Prescott was vice president/general manager of the Memphis Chicks from 1979-82 where he was honored as Sporting NewsAA Executive of the Year in 1981.

"My love for this University began in the mid-1950s when my Mom and Dad signed me on as a Tiger Cub Club member and took me to every home Tiger football game at Crump Stadium and every home Tiger men's basketball game in the Fieldhouse," said Prescott. "That love grew when in 1965, I signed a scholarship to play baseball for the Tigers. The love affair continued while I served as a graduate assistant baseball coach for the Tigers while attending then Memphis State School of Law."

Prescott graduated from then Memphis State University in 1969 as a member of Omicron Delta Kappa, a national leadership honor society, and received his J.D. from Memphis State University Law School in 1972.

"Since graduation from law school and during the 40 years of my marriage to Barbara, we have been supporters and advo-

ates for the University," said Prescott. "One of the greatest honors in my life was to serve as President of the National Alumni Association during the University's Centennial Celebration Year. I am so proud that the University of Memphis has become a premier research institution and proud that it impacts so many in our community as well as nationally and worldwide. Athletics are a window into our University, a window which allows all to see and to become involved."

Prescott was executive director of the City of Memphis Park Commission from 1984-88, vice president of the SPL Corporation from 1988-89 and executive director of MIFA from 1989-96. He has practiced law since 1972 and is a Rule 31 Civil Mediator, certified by the Tennessee Supreme Court.

A well-respected college basketball official in the Southeastern Conference and Conference USA, he officiated in five NCAA Tournaments in 1985, 1986, 1989, 1990 and 1992.

He is a member of the President's Council.

"I am humbled and honored to be asked by President Rudd to serve as interim athletic director," said Prescott. "I will serve this University proudly for however long it takes President Rudd and the Board of Trustees to find the perfect, permanent athletics director. It will indeed be a privilege to lead the University of Memphis Athletic Department. It is now time for me to roll up my sleeves and get to work. I look forward to working with President Rudd, with our talented group of coaches, our great staff and with the greater community to make the University of Memphis Athletic Department all that it can be."

Prescott is a graduate of Leadership Memphis and Goals for Memphis (now New Memphis Institute) Leadership Academy, named outstanding alumnus of the College of Arts & Sciences at the UofM in 2002, inducted into the M Club Athletic Hall of Fame at the University of Memphis in 1996, Distinguished Alumnus of the UofM in 2003, president of the University of Memphis National Alumni Association in 2011-12, inducted into the State of Tennessee Sports Hall of Fame in 2014, Communicator of the Year-Public Relations Society of America for the Memphis Chapter in 2001, Alumni Hall of Fame of the Memphis City Schools in 2003 and Chairman's Award recipient from Carnival Memphis in 2017.

Prescott is married to the former Barbara Unger, and they have a son, Allie IV, and a daughter, Allison.



Interim Athletics Director Allie Prescott addresses local teachers and students at former Tiger Clint McDonald's event, The First Book Program, in which McDonald delivered over 2,000 books to nearly 250 local elementary school students.

2019 MEMPHIS TIGERS



#8 QUARTERBACK
CONNOR ADAIR
 R-SOPHOMORE • 1L
 6-4 • 191
 TRUSSVILLE, ALA.
 HEWITT-TRUSSVILLE HS
 MAJOR: MARKETING MANAGEMENT

CAREER

Member of the team for two seasons ... Saw first season of on-field action in 2018 after redshirting in 2017 ... Has played in two games and 1-of-2 passing for 17 yards ... Has one passing TD ... Has three years of eligibility remaining.

HONORS (ACADEMIC/ATHLETIC)

2017-18 American Athletic Conference All-Academic Team ... Tiger 3.0 Club for 2017 fall and 2019 spring semesters ... 2017 Glenn Jones Offensive Scout Team Player of the Year.

2018 (REDSHIRT FRESHMAN)

Saw the first action of his career ... Played in two games ... Action came in home wins over Mercer and Connecticut ... Was 1-of-2 passing for 17 yards and one TD ... Completed first collegiate pass of career late in the fourth quarter vs Connecticut ... The pass was a 17-yard scoring strike to Antonio Gibson ... Had first pass attempt of career in season opener vs Mercer.

2017 (FRESHMAN)

Redshirted ... Member of 2017 squad that went 10-3, won The American West Division title (7-1 league record) and played in The American Championship Game ... Squad earned the program's first Liberty Bowl bid and played in the hometown's postseason classic.

HIGH SCHOOL

Played final season of prep football at Hewitt-Trussville High School ... Before his one season at Hewitt-Trussville, played at Mountain Brook High School ... Both schools are located in the Birmingham, Ala., area ... Three-year varsity performer ... Career stats included: 267-of-425 passing (62.8 percent), 3,518 yards and 38 TD ... In his one season at Hewitt-Trussville, passed for 2,739 yards and 30 TD (only five INT) ... Completed 69 percent of his passes (198-of-288) ... Had a QB rating of 126.5 ... Also ran for two TD ... Named to the 2016 Alabama Sports Writers Association (ASWA) Class 7A All-State second team ... Also selected to AL.com's 2016 All-Birmingham first team ... Earned Trussville Tribune Offensive Player of the Year honors ... Helped lead the Huskies to the 2016 Alabama High School Athletic Association (AHSAA) Class 7A state playoffs quarterfinal round ... Team finished with an 11-1 overall record and a 7-0 Class 7A Region 4 record ... The Huskies won the program's first region title since 2008 ... In his two varsity seasons at Mountain Brook High School, passed for 779 yards and eight TD.

PERSONAL

Son of Randi and Candi Adair ... Birthday is March 24 ... Marketing management major.

www.GoTigersGo.com

ADAIR'S CAREER PASSING STATISTICS


YR	G/S	EFFIC	CMP	ATT	INT	YDS	TD	LG	PCT	AVG/P	AVG/G
2018	2/0	286.4	1	2	0	17	1	17	50.0	17.0	8.5
Total	2/0	286.4	1	2	0	17	1	17	50.0	17.0	8.5

ADAIR'S CAREER HIGHS

Pass Completions	1, vs UConn, Oct. 6, 2018
Pass Attempts	1, 2x, last vs UConn, Oct. 6, 2018
Passing Yards	17, vs UConn, Oct. 6, 2018
Passing Touchdowns	1, vs UConn, Oct. 6, 2018
Long Passing Play	17, vs UConn, Oct. 6, 2018

ADAIR'S GAME-BY-GAME PASSING

Date	Opponent	Att	Comp	YDS	INT	TD	LG	Sack
9/1/18	Mercer	1	0	0	0	0	0	0
10/6/18	UConn	1	1	17	0	1	17	0



#37 DEFENSIVE END
JAYLON ALLEN
 R-FRESHMAN • SQ
 6-2 • 228
 HUMBLE, TEXAS
 ATASCOCITA HS
 MAJOR: CRIMINOLOGY AND CRIMINAL JUSTICE

CAREER

Returns for his second season after a redshirt season in 2018 ... Has four years of eligibility remaining.

HONORS (ACADEMIC/ATHLETIC)

Tiger 3.0 Club for 2019 spring semester ... 2018-19 American Athletic Conference All-Academic Team.

2018 (FRESHMAN)


Redshirted ... Member of the 2018 squad that went 8-6, won the American Athletic Conference West Division title, played in The American Championship Game and earned a Birmingham Bowl berth ... The 2018 Tigers overcame a three-game deficit heading into the month of November to win the league's West Division crown.

HIGH SCHOOL

Two-time All-District 21-6A first team linebacker/defensive lineman for head coach Craig Stump at Atascocita High School ... Helped lead the Eagles to a 10-2 record, a district championship and the University Interscholastic League (UIL) Class 6A Division I playoffs regional final in 2017 ... Led a defense that held opponent to single digit points in six of its 12 games, including two shutouts ... Finalist for the Touchdown Club of Houston's UIL Defensive Player of the Year award ... Other 2017 honors were: Texas Sports Writers Association (TSWA) Class 6A All-State second team (LB) and *VYPE Magazine* All-Houston second team (DE) ... Member of 2016 team that advanced to the state semifinals ... Played in high school with current Tigers Patrick Taylor and Coye' Fairman.

PERSONAL

Son of Jeanna and Gary Tott ... Birthday is March 30 ... Criminal justice major.



#16 LINEBACKER
NEHEMIAH AUGUSTUS
 R-JUNIOR • 2L
 6-0 • 203
 PATTERSON, L.A.
 PATTERSON HS
 MAJOR: INTERDISCIPLINARY STUDIES

CAREER

Has played in 27 games ... Has 38 total tackles (27 solo) ... Has 2.5 TFL and one PBU ... Has 10 multi-tackle games ... Has two years of eligibility remaining after redshirting the 2016 season.

2018 (REDSHIRT SOPHOMORE)

Saw action in all 14 games, including the American Athletic Conference Championship Game and Birmingham Bowl ... Posted 19 total stops (15 solo) ... Had 2.5 TFL for six yards ... Registered five multi-tackle games ... Logged a career-high five total tackles (4 solo) in a home win over Tulsa ... The four solo stops also were a career-best ... Registered a TFL vs the Golden Hurricane ... Tied his career-high for solo tackles with four in a win over Houston that clinched the American Athletic Conference West Division title ... Collected his first collegiate TFL in a home win over Georgia State ... Posted three total tackles, including 1.5 TFL, vs the Panthers.

2017 (REDSHIRT FRESHMAN)

Played in all 13 games in his first season of action on the field ... Logged 19 total tackles (12 solo) and one PBU ... Had five multi-tackle games ... Recorded a season-high three total stops three times ... Posted three total tackles vs Connecticut, ECU and UCF (The American Championship) ... Had a season-best two solo stops in wins over Connecticut, Tulane and ECU ... Registered a career-high three assisted tackles vs UCF in the conference title game ... Logged first collegiate tackle (solo) in the season opener vs Louisiana Monroe ... Had first career PBU in the home victory over Southern Illinois.

2016 (FRESHMAN)

Redshirted ... Member of the 2016 squad that went 8-5 and earned a Boca Raton Bowl invitation.

HIGH SCHOOL

Registered 88 total tackles (52 solo) as a senior ... Also had five TFL, two sacks, two forced fumbles, 11 pass break-ups and six interceptions ... 2015 Louisiana Football Coaches Association (LFCA) All-State first team and Louisiana Sports Writers Association (LSWA) Class 3A All-State honorable mention ... Also, an All-District 8-3A first team selection on both offense (return specialist) and defense (defensive back) ... Also named a 9-3A All state honoree ... Named *The Advertiser* District 8-3A Defensive MVP ... Played multiple positions – including safety, outside linebacker, and wide receiver – as a four-year starter for head coach Chad Blanchard ... Helped Patterson High School to a 9-3 overall record, including a 6-0 mark in region play ... Helped lead the Lumberjacks to the No. 6 spot in Louisiana Class 3A rankings and a

Class 3A second-round playoff appearance ... Returned a punt 53 yards for a TD as a senior ... Ranked No. 31 in the NOLA.com 2016 Nifty 5 ... Also played basketball for Patterson High School ... A 2015-16 Class 3A All-State honorable mention pick in basketball ... Helped lead the Lumberjacks basketball squad to a 23-5 overall record and the District 8-3A title (12-0 district mark).

PERSONAL

Son of Stephanie Augustus and Darrel Harris ... Birthday is April 30 ... Interdisciplinary studies major.

AUGUSTUS' CAREER DEFENSIVE STATISTICS

YR	G/S	UT	AT	TOT	PD	FR	FF	TFL	SK	INT	QBH
2017	13/0	12	7	19	1	0-0	0	0-0	0-0	0-0	0
2018	14/0	15	4	19	0	0-0	0	2.5-6	0-0	0-0	4
Total	27/0	27	11	38	1	0-0	0	2.5-6	0-0	0-0	4

AUGUSTUS' CAREER HIGHS

Tackles	5, vs Tulsa, Nov. 10, 2018
Pass Breakups	1, vs SIU, Sept. 23, 2017
Tackles for Loss	1.5, vs Georgia State, Sept. 14, 2018
Quarterback Hurries	1, 4x, last vs Tulsa, Nov. 10, 2018

AUGUSTUS' GAME-BY-GAME DEFENSE

Date	Opponent	UT	AT	TT	TFL	FF	FR	PD	INT	QBH
8/31/17	ULM	1	0	1	0-0	0-0	0	0-0	0	0-0
9/16/17	UCLA	1	0	1	0-0	0-0	0	0-0	0	0-0
9/23/17	SIU	1	0	1	0-0	0-0	0	0-0	1	0-0
9/30/17	at UCF	0	1	1	0-0	0-0	0	0-0	0	0-0
10/6/17	at UConn	2	1	3	0-0	0-0	0	0-0	0	0-0
10/14/17	Navy	1	0	1	0-0	0-0	0	0-0	0	0-0
10/19/17	Houston	0	0	0	0-0	0-0	0	0-0	0	0-0
10/27/17	Tulane	2	0	2	0-0	0-0	0	0-0	0	0-0
11/3/17	at Tulsa	1	1	2	0-0	0-0	0	0-0	0	0-0
11/18/17	SMU	1	0	1	0-0	0-0	0	0-0	0	0-0
11/25/17	ECU	2	1	3	0-0	0-0	0	0-0	0	0-0
12/2/17	at UCF	0	3	3	0-0	0-0	0	0-0	0	0-0
12/30/17	vs Iowa St	0	0	0	0-0	0-0	0	0-0	0	0-0
9/1/18	Mercer	1	0	1	0-0	0-0	0	0-0	0	0-0
9/8/18	at Navy	0	0	0	0-0	0-0	0	0-0	0	0-0
9/14/18	Georgia State	1	2	3	1.5-2	0-0	0	0-0	0	0-0
9/22/18	S. Alabama	2	0	2	0-0	0-0	0	0-0	0	0-0
9/28/18	at Tulane	0	0	0	0-0	0-0	0	0-0	0	0-0
10/6/18	UConn	0	0	0	0-0	0-0	0	0-0	0	0-0
10/13/18	UCF	0	0	0	0-0	0-0	0	0-0	0	0-0
10/20/18	at Missouri	1	0	1	0-0	0-0	0	0-0	0	0-0
11/3/18	at ECU	2	0	2	0-0	0-0	0	0-0	0	0-0
11/10/18	Tulsa	4	1	5	1-4	0-0	0	0-0	0	0-0
11/16/18	at SMU	0	0	0	0-0	0-0	0	0-0	0	0-0
11/23/18	Houston	4	0	4	0-0	0-0	0	0-0	0	0-0
12/1/18	at UCF	0	0	0	0-0	0-0	0	0-0	0	0-0
12/22/18	vs Wake Forest	1	0	1	0-0	0-0	0	0-0	0	0-0



#84 WIDE RECEIVER
CALVIN AUSTIN III
 R-SOPHOMORE • 1L
 5-9 • 163
 MEMPHIS, TENN.
 HARDING ACADEMY
 MAJOR: POLITICAL SCIENCE

CAREER

Has been a member of the team for two seasons, but made his on-field debut in 2018 after redshirting in 2017 ... Has three years of eligibility remaining ... Has played in 11 games ... Has two receptions for 24 yards ... Has a long reception of 18 yards ... Has one rush for 83 yards and one TD ... Has run sprints and relays for the Tigers track and field program the past two seasons.

2019 MEMPHIS TIGERS

HONORS (ACADEMIC/ATHLETIC)

Tiger 3.0 Club for 2017 fall and 2019 spring semesters ... **Track and Field:** 2019 U.S. Track and Field/Cross Country Coaches Association (USTFCCCA) All-America second team (4x100m relay) ... 2019 All-American Athletic Conference (4x100m relay) ... 2018 USTFCCCA All-America honorable mention (4x400m relay) ... 2018 All-American Athletic Conference four times (**indoor:** 200m, 4x400m relay; **outdoor:** 4x100m relay, 4x400m relay).

2018 (REDSHIRT FRESHMAN)

Played in 11 games ... Made collegiate debut in season opener vs Mercer ... Logged 101 all-purpose yards (83 rush/18 receive) vs the Bears ... His first collegiate touch was an 18-yard catch from Brady McBride in the third quarter (drive ended in a FG) ... Next touch was an 83-yard sweep for the final score of the game vs Mercer ... The 83-yard run was the longest by any Memphis rusher in 2018 ... The run also is the 16th-longest in program history and is the longest rush by a wide receiver in school history ... Run was the longest in program history since 2002 when DeAngelo Williams scampered 86 yards vs Tulane ... Had a catch for six yards in a home win over Tulsa ... **Track and Field:** Member of the 2018-19 track and field team ... Qualified for the NCAA Outdoor Championships in the 4x100m relay ... Member of 4x100m relay that set the school record in the event ... Ran a school-record 39.19 seconds in winning silver at the 2019 American Athletic Conference Championships ... Qualified in the 4x100m relay for the NCAA East Preliminaries.

2017 (FRESHMAN)

Redshirted ... Member of 2017 squad that went 10-3, won The American West Division title (7-1 league record) and played in The American Championship Game ... Squad earned the program's first Liberty Bowl bid and played in the hometown's postseason classic ... **Track and Field:** Member of the 2017-18 track and field team ... Qualified for the NCAA Outdoor Championships in the 4x400m relay ... Member of relays that set three school records in the 4x400m relay (indoor/outdoor) and 4x100m relay ... The 4x100m relay record broke a 45-year-old mark ... Helped set the 4x100m relay record at the conference championships meet ... Helped set the 4x400m outdoor relay record at the NCAA East Preliminaries.

HIGH SCHOOL

Three-year member of the varsity squad at Harding Academy in Memphis ... Played for head coaches Ryan Derrick (2014-15) and John Allen (2016) ... Helped lead the Lions to three-straight Tennessee Secondary School Athletic Association (TSSAA) Division II-Class A state play-offs appearances, including a spot in the semifinals in 2015 ... Harding had a combined 26-9 record those three seasons ... For his career, pulled in 74 catches for 1,513 yards and 24 receiving TD ... Also rushed for 558 yards and eight more scores ... Totaled 49 career TD (24 receive/8 rush/6 punt return/5 kick return/4 interception return/2 fumble return) ... Logged 758 kick return yards and 541 punt return yards ... Wrapped up career with

3,492 all-purpose yards and 2,071 total yards ... Honors included: 2016 Tennessee Titans Mr. Football semifinalist (D2A back), 2016 Tennessee Sports Writers Association (TSWA) D2A All-State first team, 2016 Donovan Stewart D2A All-State, two-time D2A West 1 All-District (2015, 2016), two-time D2A West 1 Special Teams Player of the Year (2015, 2016), 2016 Toyota East-West All-Star Classic, three time *Commercial Appeal* Best of Preps pick (2014-16) ... Also a track and field standout at Harding Academy ... Nine-time state champion in sprints/relays ... Seven-time TSWA All-State honoree ... Set five school records ... 2015-16, 2016-17 *Commercial Appeal* Best of Preps Boys Track and Field Athlete of the Year ... Helped lead the Lions to a TSSAA D2A state championships runner-up finish in 2017.

PERSONAL

Son of Calvin and Mimi Austin ... Birthday is March 24 ... Political science major.

AUSTIN'S CAREER RECEIVING STATISTICS

YR	G/S	NO	YDS	AVG/C	TD	LG	REC/G	AVG/G
2018	10/0	2	24	12.0	0	18	0.2	2.2
Total	10/0	2	24	12.0	0	18	0.2	2.2

AUSTIN'S CAREER RUSHING STATISTICS

YR	G/S	NO	YDS	AVG/R	TD	LG	AVG/G
2018	10/0	1	83	83.0	1	83	7.5
Total	10/0	1	83	83.0	1	83	7.5

AUSTIN'S CAREER HIGHS

Points Scored	6, vs Mercer, Sept. 1, 2018
Touchdowns	1, vs Mercer, Sept. 1, 2018
Receptions	1, 2x, last vs Tulsa, Nov. 10, 2018
Receiving Yards	18, vs Mercer, Sept. 1, 2018
Long Reception	18, vs Mercer, Sept. 1, 2018
Rushes	1, vs Mercer, Sept. 1, 2018
Long Rush	83, vs Mercer, Sept. 1, 2018
Rushing Touchdowns	1, vs Mercer, Sept. 1, 2018

AUSTIN'S GAME-BY-GAME RECEIVING

Date	Opponent	No	Yds	Avg	TD	LG
9/1/18	Mercer	1	1	18.0	0	18
9/8/18	at Navy	0	0	0.0	0	0
9/14/18	Georgia State	0	0	0.0	0	0
9/22/18	South Alabama	0	0	0.0	0	0
9/28/18	at Tulane	0	0	0.0	0	0
10/6/18	UConn	0	0	0.0	0	0
10/13/18	UCF	Did Not Play				
10/20/18	at Missouri	0	0	0.0	0	0
11/3/18	at ECU	0	0	0.0	0	0
11/10/18	Tulsa	0	0	0.0	0	0
11/16/18	at SMU	0	0	0.0	0	0
11/23/18	Houston	Did Not Play				
12/1/18	at UCF	Did Not Play				
12/22/18	vs Wake Forest	Did Not Play				

AUSTIN'S GAME-BY-GAME RUSHING

Date	Opponent	No	Yds	Avg	TD	LG
9/1/18	Mercer	1	83	83.0	1	83
9/8/18	at Navy	0	0	0.0	0	0
9/14/18	Georgia State	0	0	0.0	0	0
9/22/18	South Alabama	0	0	0.0	0	0
9/28/18	at Tulane	0	0	0.0	0	0
10/6/18	UConn	0	0	0.0	0	0
10/13/18	UCF	Did Not Play				
10/20/18	at Missouri	0	0	0.0	0	0
11/3/18	at ECU	0	0	0.0	0	0
11/10/18	Tulsa	1	6	6.0	0	6
11/16/18	at SMU	0	0	0.0	0	0

AUSTIN'S GAME-BY-GAME RUSHING

Date	Opponent	No	Yds	Avg	TD	LG
11/23/18	Houston					Did Not Play
12/1/18	at UCF					Did Not Play
12/22/18	vs Wake Forest					Did Not Play



#82 **WIDE RECEIVER**

CAMERON BAKER

FRESHMAN • HS
6-0 • 168

GERMANTOWN, TENN.
GERMANTOWN HS

MAJOR: MECHANICAL ENGINEERING

HIGH SCHOOL

Three-year varsity member of the Germantown High School program from 2016-18 ... Starred at wide receiver and also was a back-up quarterback for the Red Devils ... Took a year away from football as a freshman and ran cross country ... Returned to play football as a sophomore ... Played for head coach Chris Smith ... Helped the Red Devils to three-straight Tennessee Secondary School Athletic Association (TSSAA) Class 6A state playoff appearances ... The last two seasons, Germantown posted a combined record of 23-2 (11-1 in 2017; 12-1 in 2018) ... The Red Devils won 20-straight games in the regular season ... 2018 Red Devils advanced to the TSSAA Class 6A state quarterfinal round ... The 2017 team made it to the TSSAA Class 6A state playoff round of 16 and won the Region 8-6A crown ... As a senior, caught 84 passes for 1,124 yards and 12 TD ... 2018 honors included: Region 8-6A Offensive Player of the Year, All-Region 8-6A first team, Tennessee Football Coaches Association (TnFCA) Class 6A All-State team, Tennessee Sports Writers Association (TSWA) Class 6A All-State team, *Commercial Appeal* All-Metro first team (WR) ... Played in the 2018 East-West All-Star Classic in Clarksville, Tennessee (Austin Peay) ... Despite missing four games due to injury, had nearly 600 yards receiving his junior season in 2017 ... Named to All-Region 8-6A second team.

PERSONAL

Son of Chad and Tonya Baker ... Birthday is March 7 ... Mechanical engineering major.



#76 **OFFENSIVE LINE**

BLAINE BISHOP

R-FRESHMAN • SQ
6-3 • 290

TALLAHASSEE, FLA.
NORTH FLORIDA CHRISTIAN HS

MAJOR: MECHANICAL ENGINEERING

CAREER

Returns for his second season after a redshirt season in 2018 ... Has four years of eligibility remaining.

2018 (FRESHMAN)

Redshirted ... Member of the 2018 squad that went 8-6, won the American Athletic Conference West Division title, played in The American Championship Game and

earned a Birmingham Bowl berth ... The 2018 Tigers overcame a three-game deficit heading into the month of November to win the league's West Division crown.

HIGH SCHOOL

Four-year performer for head coaches Robert Craft (2014, 2015) and Steve Price (2016, 2017) at North Florida Christian School ... Played on both offensive and defensive lines in his career ... Helped the Eagles to consecutive winning seasons (7-4 in 2016; 8-3 in 2017) and Florida High School Athletic Association (FHSAA) Class 2A state playoffs berths ... North Florida Christian advanced to the FHSAA Class 2A state regional final round both years ... Named to the 2017 Class 2A All-State first team (OL) ... Also earned 2017 *Tallahassee Democrat* All-Big Bend first team honors (OL) ... Graded at 92 percent and had 52 knockdowns ... As a junior in 2016, honors included Class 2A All-State honorable mention and *Tallahassee Democrat* All-Big Bend first team honors (OL) ... Graded at 92 percent and logged 35 knockdowns.

PERSONAL

Son of Nick and Michele Bishop ... Birthday is April 12 ... Mechanical engineering major.



#41 **DEFENSIVE BACK**

SANCHEZ BLAKE JR.

R-SOPHOMORE • 1L
6-0 • 204

OLIVE BRANCH, MISS.
OLIVE BRANCH HS

MAJOR: SPORT AND LEISURE MANAGEMENT

CAREER

Member of the team for two seasons ... Saw first season of on-field action in 2018 after redshirting in 2017 ... Has played in 14 games ... Has 47 total tackles (38 solo) , including 2.5 TFL ... Has three PBU and one forced fumble ... Has three years of eligibility remaining.

2018 (REDSHIRT FRESHMAN)

Saw his first on-field action with 14 appearances in the defensive backfield ... Logged 47 total stops (38 solo) and ranked 11th on the squad in tackles and eighth in unassisted hits ... Had eight multi-tackle games ... Added 2.5 TFL, three PBU and one forced fumble ... Fourth on squad with his three PBU ... Made collegiate debut in the season opener vs Mercer ... Registered his first collegiate tackle, TFL and PBU in the home win over the Bears ... Made a career-high nine total hits twice at Missouri (9 solo) and at UCF (8 solo) in The American Championship Game ... His nine solo stops at Missouri were a career-best ... Recorded his forced fumble vs UCF in The American Championship Game ... Had seven total tackles (4 solo) in a home win over Connecticut ... Posted five solo stops and one PBU in a home win over Tulsa ... Logged five solo tackles and a career-high 2.0 TFL vs Wake Forest in the Birmingham Bowl.

2019 MEMPHIS TIGERS

2017 (FRESHMAN)

Redshirted ... Member of 2017 squad that went 10-3, won The American West Division title (7-1 league record) and played in The American Championship Game ... Squad earned the program's first Liberty Bowl bid and played in the hometown's postseason classic ... Member of the 2017 signing class ... Joined the Memphis program in January of 2017 and participated in spring practices.

HIGH SCHOOL

Four-year varsity performer for Olive Branch High School, starting the last three seasons ... Career stats included: 233 total tackles (96 solo), 13.5 TFL, three INT, 19 PBU ... Also saw time on the Conquistadors special teams/returns ... Rated among the top-50 players in the state of Mississippi by 247Sports.com (No. 47) ... As a senior in 2015, registered 110 total tackles (41 solos), 3.5 TFL, two INT, one blocked punt and one blocked field goal ... 2015 honors included: *Clarion-Ledger* MS Preps All-State first team, *USA Today* American Family Insurance ALL-USA Mississippi second team defense, Mississippi High School Athletic Association (MHSAA) Class 6A All-State first team (CB) by the Mississippi Association of Coaches (MAC), *Commercial Appeal* Best of the Preps All-Metro Team (Mississippi/Arkansas) and Mississippi-Alabama All-Star Game ... After 2015 campaign, also named among the state of Mississippi's top 50 prospects by 3rdand57.com (No. 43) ... As a junior, named to the 2014 *Commercial Appeal's* Best of the Preps All-Metro Team (Mississippi/Arkansas).

PERSONAL

Son of Stephanie and Sanchez Blake ... Birthday is July 20 ... Sport and leisure management major.

BLAKE'S CAREER DEFENSIVE STATISTICS

YR	G/S	UT	AT	TOT	PD	FR	FF	TFL	SK	INT	QBH
2018	14/0	38	9	47	3	0-0	1	2.5-4	0-0	0-0	0
Total	14/0	38	9	47	3	0-0	1	2.5-4	0-0	0-0	0

BLAKE'S CAREER HIGHS

Tackles	9, at Missouri, Oct. 20, 2018
Pass Breakups	1, 3x, last vs Houston, Nov. 23, 2018
Tackles for Loss	2.0, vs Wake Forest, Dec. 22, 2018
Forced Fumbles	1, at UCF, Dec. 1, 2018

BLAKE'S GAME-BY-GAME DEFENSE

Date	Opponent	UT	AT	TT	TFL	SK	FF	FR	PD	INT	QBH
9/1/18	Mercer	1	2	3	0.5-1	0-0	0	0-0	1	0-0	0
9/8/18	at Navy	0	0	0	0-0	0-0	0	0-0	0	0-0	0
9/14/18	Georgia State	0	1	1	0-0	0-0	0	0-0	0	0-0	0
9/22/18	S. Alabama	0	1	1	0-0	0-0	0	0-0	0	0-0	0
9/28/18	at Tulane	0	0	0	0-0	0-0	0	0-0	0	0-0	0
10/6/18	UCConn	4	3	7	0-0	0-0	0	0-0	0	0-0	0
10/13/18	UCF	1	0	1	0-0	0-0	0	0-0	0	0-0	0
10/20/18	at Mizou	9	0	9	0-0	0-0	0	0-0	0	0-0	0
11/3/18	at ECU	2	0	2	0-0	0-0	0	0-0	0	0-0	0
11/10/18	Tulsa	5	0	5	0-0	0-0	0	0-0	1	0-0	0
11/16/18	at SMU	0	1	1	0-0	0-0	0	0-0	0	0-0	0
11/23/18	Houston	3	0	3	0-0	0-0	0	0-0	1	0-0	0
12/1/18	at UCF	8	1	9	0-0	0-0	1	0-0	0	0-0	0
12/22/18	vs Wake Forest	5	0	5	2.0-3	0-0	0	0-0	0	0-0	0




#68 OFFENSIVE LINE
NATHAN BRADLEY
 FRESHMAN • HS
 6-3 • 316
 MILLINGTON, TENN.
 TIPTON-ROSEMARK ACADEMY
 MAJOR: JOURNALISM

HIGH SCHOOL

Member of the Tipton-Rosemark Academy varsity program for four seasons (2015-18) ... Played for head coach Colin Pinner ... Helped lead the Rebels to four-straight Tennessee Secondary School Athletic Association (TSSAA) Division 2-A state playoff appearances ... Tipton-Rosemark posted winning records his last two seasons (7-4 in 2017; 6-5 in 2018) ... The seven wins in 2017 were the program's most in a season in 15 years ... Played on both lines for the Rebels ... Blocked for a RB tandem (Mac Fullen: 3,297 yards; Jake Roane: 2,042 yards) that rushed for more than 5,000 yards combined in their careers ... On defense, logged 66 total tackles (28 solo), six TFL, two sacks and four QB hurries his final two seasons ... Earned Division 2-A All-Region first team honors (OL) ... Selected to play in the 2018 AutoZone Liberty Bowl High School All-Star Game (Blue Team) ... Member of the 2018-19 Tipton-Rosemark basketball team ... In a reserve role, averaged 3.8 points and 3.2 rebounds in helping the Rebels to the TSSAA Division 2-A state championship game ... Active in the theatre program at Tipton-Rosemark Academy and played the lead role in the group's 2018 winter production of *Beauty and the Beast*.

PERSONAL

Son of Nathan Bradley Jr. ... Birthday is December 1 ... Journalism major.



#42 HOLDER/LONG SNAPPER
PRESTON BRADY
 R-SOPHOMORE • 1L
 6-0 • 215
 CORDOVA, TENN.
 EVANGELICAL CHRISTIAN SCHOOL
 MAJOR: MARKETING MANAGEMENT

CAREER

Member of the team for two seasons ... Saw first season of on-field action in 2018 after redshirting in 2017 ... Has played in 14 games, seeing action primarily as the squad's holder ... Has three years of eligibility remaining.

HONORS (ACADEMIC/ATHLETIC)

2017-18 American Athletic Conference All-Academic Team ... Tiger 3.0 Club for 2017 fall semester ... 2019 summer intern at St. Jude in the Sports Marketing department.

2018 (REDSHIRT FRESHMAN)

Played in all 14 games as the team's holder ... Member of the PAT/FG unit that scored 121 points on 76-of-79 PAT and 15-of-20 FG ... The 121 points scored are tied for the fourth-most for overall scoring in a season and tied

for second-most for kick-scoring ... The 76 PAT made and 79 attempts are school season records ... Unit scored in double figures in eight games ... Unit hit a season-high nine PAT in season opener vs Mercer ... Unit scored a season-best 12 points twice vs Mercer and UCF ... Unit started season making 31-straight PAT.

2017 (FRESHMAN)

Redshirted ... Member of 2017 squad that went 10-3, won The American West Division title (7-1 league record) and played in The American Championship Game ... Squad earned the program's first Liberty Bowl bid and played in the hometown's postseason classic.

HIGH SCHOOL

Played football and basketball at Evangelical Christian School ... Played football for head coach Alan Durham ... Earned D2A West 1 All-District first team honors (OL) as a senior in 2016 ... Selected to play in the AutoZone Liberty Bowl High School All-Star Game (OL) ... Also an All-District D2A West 1 honorable mention basketball player his junior season ... Averaged 4.4 points, 2.8 rebounds and 2.1 assists as a junior.

PERSONAL

Son of Braxton and Carrie Brady ... Has one brother, Bennett, and a sister, Emma Sanders ... His father is Memphis' team Chaplin ... Birthday is July 14 ... Grandfather, Dale, played football at Memphis from 1965-67 and was selected in the 1968 NFL Draft by the Cleveland Browns ... Marketing management major.

BRADY'S CAREER HOLDS			
YR	G	PATs	FGs
2018	14	79	20
Total	14	79	20

BRADY'S GAME-BY-GAME HOLDS			
Date	Opponent	PATs	FGs
9/1/18	Mercer	9/9	1/1
9/8/18	at Navy	3/3	0/0
9/14/18	Georgia State	8/8	1/1
9/22/18	South Alabama	7/7	1/2
9/28/18	at Tulane	3/3	1/1
10/6/18	UConn	7/8	0/1
10/13/18	UCF	3/3	3/3
10/20/18	at Missouri	3/4	2/2
11/3/18	at ECU	8/8	1/1
11/10/18	Tulsa	5/6	2/2
11/16/18	at SMU	4/4	0/1
11/23/18	Houston	7/7	1/1
12/1/18	at UCF	5/5	2/3
12/22/18	vs Wake Forest	4/4	0/1

#57

OFFENSIVE LINE

NIGEL BRANNON

R-FRESHMAN • SQ

6-5 • 350

OKLAHOMA CITY, OKLA.

JOHN MARSHALL HS

MAJOR: SPORT AND LEISURE MANAGEMENT

CAREER

Returns for his second year after a redshirt season in 2018 ... Has four years of eligibility remaining.

HONORS (ACADEMIC/ATHLETIC)

Tiger 3.0 Club for the 2018 fall semester.

2018 (FRESHMAN)

Redshirted ... Member of the 2018 squad that went 8-6, won the American Athletic Conference West Division title, played in The American Championship Game and earned a Birmingham Bowl berth ... The 2018 Tigers overcame a three-game deficit heading into the month of November to win the league's West Division crown.

HIGH SCHOOL

Played four seasons of varsity ball for head coach Rashawn Woods at John Marshall High School in Oklahoma City, Okla. ... Saw action on both sides of the ball in his career ... As a freshman, played primarily on defense, but moved to offense as a sophomore ... Helped lead the Bears to a 44-8 record and four-straight Oklahoma Secondary School Activities Association (OSSAA) Class 3A state playoff appearances ... 2017 Bears dropped their season opener and then won 14-consecutive games (14-1 record) to win the OSSAA Class 3A state title ... 2016 squad went 12-2 and advanced to the OSSAA Class 3A state semifinal round ... As a senior in 2017, named to *The Oklahoman* All-State first team and *The Oklahoman* Little All-City first team (OL) ... Member of the John Marshall offensive line that paved the way for the Bears rushing attack to average 293.4 yards per game on the ground ... The offense averaged 39.9 points per contest ... On defense, logged 51 tackles and six sacks ... Member of the Bears defense that held opponents to 19.1 points per game ... In the 2017 state title game victory, had a season-high eight tackles (6 solo) and one sack ... As a junior in 2016, earned *The Oklahoman* All-State third team and *The Oklahoman* Little All-City first team (OL) honors ... Helped block for a 2016 Bears offense that piled up more than 6,000 total yards and averaged 47.9 points a game.

PERSONAL

Son of Sherise Brannon ... Birthday is November 30 ... Sport and leisure management major.

#95

DEFENSIVE LINE

KEITH BRIGHAM

SENIOR • 1L

6-3 • 292

NORMAL, ILL.

WEST/PIMA CC/ILLINOIS STATE

MAJOR: GRADUATE STUDENT

CAREER

Joined the Memphis program in January 2018 ... Transferred to Memphis from Pima Community College in Tucson, Ariz. ... Has seen action in 13 games ... Has eight total tackles (7 solo) ... Has two multi-tackle games.

HONORS (ACADEMIC/ATHLETIC)

Tiger 3.0 Club for 2018 spring and 2018 fall semesters ... 2018-19 American Athletic Conference All-Academic Team.

2019 MEMPHIS TIGERS

2018 (JUNIOR)

Saw action in his first season at Memphis ... Played in 13 of the 14 games, including two starts ... Collected eight total stops (7 solo) ... Posted two multi-tackle performances ... Made his Memphis debut in the season opener vs Mercer ... Logged his first tackle as a Tiger in the win over the Bears ... Posted first multi-tackle game in a home win over Georgia State with a career-high four total stops (3 solo) ... The three solo stops also were a career-best ... Had one solo hit in a home win over Connecticut ... Saw game action vs UCF in The American Championship Game and Wake Forest in the Birmingham Bowl ... Registered two solo stops vs the Demon Deacons.

2017 (PIMA CC)

Played one season for head coach Jim Monaco ... Earned All-Arizona Community College Athletic Conference (ACCAC) second team accolades at his defensive line position as a freshman ... Third on the team with 79 total tackles (33 solo) ... Led the Aztecs with six sacks and sack yardage (45 yards) and tied for the team lead in TFL yardage (55 yards) ... Second on the squad with 11 TFL ... Also recorded a forced fumble and a fumble recovery ... Logged 12 total tackles four times vs Arizona Western College, Air Force Prep Academy, Eastern Arizona College and Mesa Community College ... Had season bests for sacks (2) and TFL (5) vs Scottsdale Community College.

2016 (ILLINOIS STATE)

Redshirted ... Defensive Scout Team Player of the Year ... Member of the 2016 Redbirds squad that went 6-6 and earned an FCS Playoffs berth.

HIGH SCHOOL

Two-year varsity performer (2013, 2014) for head coach Darren Hess at Normal Community West High School ... Helped lead the Wildcats to consecutive eight-win seasons (8-2 in 2013; 8-3 in 2014) and back-to-back Illinois High School Association (IHSA) Class 6A playoffs appearances.

PERSONAL


Son of Keith and Monica Brigham ... Birthday is June 8 ... Graduated in May of 2019 ... Pursuing a master's degree at Memphis.

BRIGHAM'S CAREER DEFENSIVE STATISTICS												
YR	G/S	UT	AT	TOT	PD	FR	FF	TFL	SK	INT	QBH	
2018	13/2	7	1	8	0	0-0	0	0-0	0-0	0-0	0	
Total	13/2	7	1	8	0	0-0	0	0-0	0-0	0-0	0	

BRIGHAM'S CAREER HIGHS	
Tackles	4, vs Georgia State, Sept. 14, 2018

BRIGHAM'S GAME-BY-GAME DEFENSE												
Date	Opponent	UT	AT	TT	TFL	SK	FF	FR	PD	INT	QBH	
9/11/18	Mercer	1	0	1	1-4	0	0	0-0	0	0-0	0	
9/18/18	at Navy	Did Not Play										
9/14/18	Georgia State	3	1	4	0-0	0-0	0	0-0	0	0-0	0	
9/22/18*	S. Alabama	0	0	0	0-0	0-0	0	0-0	0	0-0	0	
9/28/18*	at Tulane	0	0	0	0-0	0-0	0	0-0	0	0-0	0	
10/6/18	UConn	1	0	1	0-0	0-0	0	0-0	0	0-0	0	
10/13/18	UCF	0	0	0	0-0	0-0	0	0-0	0	0-0	0	
10/20/18	at Mizou	0	0	0	0-0	0-0	0	0-0	0	0-0	0	
11/3/18	at ECU	Did Not Play										
11/10/18	Tulsa	0	0	0	0-0	0-0	0	0-0	0	0-0	0	

BRIGHAM'S GAME-BY-GAME DEFENSE												
Date	Opponent	UT	AT	TT	TFL	SK	FF	FR	PD	INT	QBH	
11/16/18	at SMU	0	0	0	0-0	0-0	0	0-0	0	0-0	0	
11/23/18	Houston	0	0	0	0-0	0-0	0	0-0	0	0-0	0	
12/1/18	at UCF	0	0	0	0-0	0-0	0	0-0	0	0-0	0	
12/22/18	vs Wake Forest	2	0	2	0-0	0-0	0	0-0	0	0-0	0	

	#9	DEFENSIVE BACK
	JOHN BROUSSARD JR.	
	JUNIOR • TR	
	6-0 • 179	
PHENIX CITY, ALA.		
CENTRAL HS/AUBURN		
MAJOR: INTERDISCIPLINARY STUDIES		

CAREER

Transferred to Memphis from Auburn following the 2018 season ... A graduate transfer who earned his bachelor's degree from Snead State Community College after withdrawing from Auburn ... Has two years of eligibility remaining.

2018 (AUBURN)

Began the season at Auburn ... Left the program after the season opener vs Washington ... Enrolled in Snead State Community College and took online courses to complete his undergraduate degree.

2017 (AUBURN)

Saw action in nine contests ... Logged six total tackles, with all being solo hits ... Had two tackles each in road games at Missouri and Arkansas.

2016 (AUBURN)

Played in eight games in his first season at the collegiate level ... Made two total tackles (1 solo) ... Had one PBU ... Made collegiate debut vs Clemson ... Registered first career tackle vs Arkansas State ... First career solo stop was against Arkansas ... Posted for career PBU vs Louisiana Monroe.

HIGH SCHOOL

Played for head coach Jamey Dubose at Central Phenix High School ... Following his senior campaign, played in the 2016 Under Armour All-America Game in Orlando (Jan. 2, 2016) ... Also selected for the Alabama-Mississippi All-Star Game ... As a senior in 2015, logged 36 tackles, eight PBU and one interception ... 2015 honors included: Alabama Sports Writers Association (ASWA) Class 7 A All-State first team, *USA Today*/American Family Insurance ALL-USA Alabama team (first team defense), AL.com Super All-State Team, *Opelika-Auburn News* Defensive Player of the Year, *Opelika-Auburn News* All-Area (large school defense) and *Ledger-Enquirer's* All-Bi-City first team ... Helped lead the Red Devils to a 9-4 record and the Alabama High School Athletic Association (AHSAA) Class 7A Region 2 title ... Central Phenix advanced to the AHSAA Class 7A state playoffs semifinal round ... Entering final prep season, ranked among the top prospects in Alabama by ESPN (4), 247 Sports (6) and Rivals (18) ... As a junior in 2014, recorded two interceptions ... Named to the Alabama Sports Writers Association (ASWA) Class 7 A All-State first team and *Ledger-Enquirer's* All-Bi-City

second team ... Member of the 2014 Central Phenix team that posted a 10-2 record and won the AHSAA Class 7A Region 2 championship ... The Red Devils advanced to the AHSAA Class 7A state playoffs second round ... Also was a track and field performer for the Red Devils.

PERSONAL

Birthday is January 1 ... Son of Vickie and John Broussard Sr. ... Interdisciplinary studies major.



#99

DEFENSIVE LINE

BRAYLON BROWN

R-SOPHOMORE • 1L

6-4 • 260

CORDOVA, TENN.

CORDOVA HS

MAJOR: INTERDISCIPLINARY STUDIES

CAREER

Has seen action in six games ... Has two total tackles (1 solo), one TFL, one sack and one fumble recovery ... Redshirted in 2017 ... Has three years of eligibility remaining.

HONORS (ACADEMIC/ATHLETIC)

2017 Glenn Jones co-Defensive Scout Team Player of the Year award (shared with Chandler Stump).

2018 (REDSHIRT FRESHMAN)

Played in six games ... Registered two total tackles (1 solo), one TFL, one sack and one fumble recovery ... Made his collegiate debut in the season opener vs Mercer ... Collected career firsts for tackle, solo hit, TFL (4 yards) and sack (4 yards) ... Had an assisted tackle at Tulane ... Credited with first career fumble recovery in a home win over Connecticut ... Recovery came late in the fourth quarter vs the Huskies.

2017 (FRESHMAN)

Redshirted ... Member of 2017 squad that went 10-3, won The American West Division title (7-1 league record) and played in The American Championship Game ... Squad earned the program's first Liberty Bowl bid and played in the hometown's postseason classic.

HIGH SCHOOL

Three-year varsity player for head coach Anthony Jones at Cordova High School ... Racked up 175 total tackles (104 solo), 42 TFL, 24 sacks and 27 hurries from his DT position ... Also had five fumble recoveries ... Rated a top-60 player in the state of Tennessee by ESPN.com (No. 45) and 247Sports.com (No. 60) ... Helped the Wolves to a 12-2 overall record and a 6-1 Class 6A Region 4 mark his senior campaign ... Squad earned a Tennessee Secondary School Athletic Association (TSSAA) Class 6A Division I playoffs berth and reached the state semifinal round ... Collected 79 total tackles (42 solo) with 18 TFL, eight sacks and 10 hurries his senior season ... 2016 honors included: *Commercial Appeal* Class 6A All-Metro Team, All-Region 4 6A (DL) first team and Toyota East-West All-Star Classic ... In the summer of 2016, named to Murphy Fair's preseason Class 6A All-State Team (defense) ... As a

junior, had 38 total stops (25 solo), 18 TFL, nine sacks and eight hurries ... Helped his Cordova team to an 8-3 overall record in 2015 ... Also recorded a safety and had a fumble return for a TD ... In 2014, recorded 58 total tackles (37 solo), six TFL, seven sacks and nine hurries.

PERSONAL

Son of Allison Brown ... Birthday is December 27 ... Interdisciplinary studies major.

BROWN'S CAREER DEFENSIVE STATISTICS												
YR	G/S	UT	AT	TOT	PD	FR	FF	TFL	SK	INT	QBH	
2018	6/0	1	1	2	0	1-0	0	1-4	1-4	0-0	0	
Total	6/0	1	1	2	0	1-0	0	1-4	1-4	0-0	0	

BROWN'S CAREER HIGHS	
Tackles	1, 2x, last vs Tulane, Sept. 28, 2018
Sacks	1, vs Mercer, Sept. 1, 2018
Tackles for Loss	1, vs Mercer, Sept. 1, 2018
Fumble Recoveries	1, vs UConn, Oct. 6, 2018

BROWN'S GAME-BY-GAME DEFENSE												
Date	Opponent	UT	AT	TT	TFL	SK	FF	FR	PD	INT	QBH	
9/1/18	Mercer	1	0	1	1-4	1-4	0	0-0	0	0	0	
9/8/18	at Navy	Did Not Play										
9/14/18	Georgia State	0	0	0	0-0	0-0	0	0-0	0	0	0	
9/22/18	S. Alabama	0	0	0	0-0	0-0	0	0-0	0	0	0	
9/28/18	at Tulane	0	1	1	0-0	0-0	0	0-0	0	0	0	
10/6/18	UConn	0	0	0	0-0	0-0	0	0-0	1	0	0	
10/13/18	UCF	Did Not Play										
10/20/18	at Mizzou	0	0	0	0-0	0-0	0	0-0	0	0	0	
11/3/18	at ECU	Did Not Play										
11/10/18	Tulsa	Did Not Play										
11/16/18	at SMU	Did Not Play										
11/23/18	Houston	Did Not Play										
12/1/18	at UCF	Did Not Play										
12/22/18	vs Wake Forest	Did Not Play										



#3

LINEBACKER

KEITH BROWN JR.

R-JUNIOR • 1L

6-1 • 236

MADISON, MISS.

MADISON CENTRAL HS/NORTHWEST MISS. CC

MAJOR: MANAGEMENT

CAREER

Has received a medical redshirt and has two seasons of eligibility remaining ... Has seen action in three games prior to his injury ... Has three total tackles (2 solo) ... Joined the Memphis program in January 2018 ... Transferred to Memphis from Northwest Mississippi Community College.

HONORS (ACADEMIC/ATHLETIC)

Tiger 3.0 Club for 2018 spring semester.

2018 (JUNIOR)

Redshirted after appearing in three games ... Saw action in all three contests before his injury ... Credited with three total tackles (2 solo) ... Made his Memphis debut in the season opener vs Mercer ... Logged his first FBS tackle, a solo hit, vs the Bears ... Had his first FBS multi-tackle game with two stops (1 solo) in a home win over Georgia State.

2019 MEMPHIS TIGERS

2016-17 (NORTHWEST MISSISSIPPI CC)

Two-year performer for head coach Benjy Parker ... Finished two-year Rangers career with 118 total tackles (59 solo), including 16.5 TFL and 8.5 sacks ... Also had six QB hurries, five PBU and one forced fumble ... As a sophomore in 2017, led the Rangers with 94 total stops (49 solo) ... Second on the team with six sacks and third with 10.5 TFL ... Finished the season with three-straight, double-digit tackle performances ... Had a career-high 14 total stops (7 solo) in a win over Hinds Community College ... Logged 13 total tackles (6 solo) vs Iowa Western in the Graphic Edge Bowl... Earned 2017 All-Mississippi Association of Community and Junior Colleges (MACJC) first team and All-National Junior College Athletic Association (NJCAA) Region 23 honors at linebacker ... Helped Northwest Mississippi to an 8-3 record, an MACJC runner-up finish and a No. 7 ranking in the final NJCAA poll ... As a freshman in 2016, played in all 12 games ... Finished with 24 tackles (10 solo), 6.5 TFL, 2.5 sacks, two QB hurries, one forced fumble and one PBU ... Off the field, named an NJCAA All-Academic third team and an MACJC All-Academic Team pick ... Dean's List for the 2017 spring semester.

HIGH SCHOOL

Played for head coach Brad Peterson at Madison Central High School ... Helped the 2015 Jaguars to a 9-6 overall record and the Mississippi High School Activities Association (MissHSAA) Class 6A state playoffs semifinal round ... Finished third in the state in power-lifting.

PERSONAL

Son of Keith Sr., and Cathy Brown ... Birthday is July 30 ... Has a younger sister, Keiara ... Management major.

BROWN'S CAREER DEFENSIVE STATISTICS

YR	G/S	UT	AT	TOT	PD	FR	FF	TFL	SK	INT	QBH
2018	3/0	2	1	3	0	0-0	0	0-0	0-0	0-0	0
Total	3/0	2	1	3	0	0-0	0	0-0	0-0	0-0	0

BROWN'S CAREER HIGHS

Tackles	2, vs Georgia State, Sept. 14, 2018
---------	-------------------------------------

BROWN'S GAME-BY-GAME DEFENSE

Date	Opponent	UT	AT	TT	TFL	SK	FF	FR	PD	INT	QBH
9/1/18	Mercer	1	0	1	0-0	0-0	0	0-0	0	0-0	0
9/8/18	at Navy	0	0	0	0-0	0-0	0	0-0	0	0-0	0
9/14/18	Georgia State	1	1	2	0-0	0-0	0	0-0	0	0-0	0
9/22/18	S. Alabama	<i>Inj. - Had shoulder surgery and missed remainder of the year</i>									

#11

DEFENSIVE BACK

JOEY BRYANT

SENIOR • TR

6-1 • 180

LILIIHA, HAWAII

SAINT LOUIS HS/MT. SAN ANTONIO/ARIZONA STATE

MAJOR: SPORT COMMERCE

CAREER

Transfer from Arizona State ... Member of the Sun Devils teams from 2016-18 ... Has 15 total tackles (14 solo), including one TFL/sack (10 yards) ... Has three PBU and one interception ... Transferred to Arizona State on a track and field scholarship from Mt. San Antonio College.

2016-18 (ARIZONA STATE)

Member of the Sun Devils program for three seasons ... Did not see action in 2018 ... First season of eligibility in Tempe was in 2017 ... Played four games in the defensive backfield in 2017 before an ACL injury cut his season short ... Before the injury, started three of the four games ... Logged 15 total hits (14 solo), including one TFL/sack (10 yards) ... Credited with three PBU and one interception ... In his FBS debut, recorded his first career interception vs New Mexico State ... Had two solo stops vs the Aggies ... Registered a career-high seven total tackles, all solo, vs San Diego State ... Posted first FBS TFL/sack at Texas Tech ... Had four solo tackles vs the Red Raiders ... Played vs Oregon in the Pac-12 Conference season opener before missing the remainder of the season with his injury ... In his first season with the Sun Devils in 2016, contributed on the scout team ... That same academic year (2016-17), competed on the Arizona State track and field team ... Member of the jumps group and posted marks in the high, long and triple jumps ... Scored in the high and long jumps at the 2017 Pac-12 Outdoor Championships ... Qualified in the high jump for the NCAA West Preliminaries ... Just missed advancing to the NCAA Championships with his 13th-place finish (top-12 advance).

2014-15 (MT. SAN ANTONIO COLLEGE)

Member of the Mounties teams for two seasons ... Two-year stats included: 92 total tackles (64 solo), seven TFL (24 yards), eight PBU, five interceptions, one forced fumble, one fumble recovery and one block ... Helped lead Mt. San Antonio College to a combined 19-5 record (11-2 in 2014; 8-3 in 2015) ... The Mounties won the 2014 California Community College Athletic Association (CCCAA) championships ... Named to the 2015 Southern California Football Association (SCFA) National Division All-Central League second team ... Competed his first season of track and field for the Mounties in 2015-16 ... Helped lead the squad to the CCCAA state and Southern California Regional championships ... Won high jump titles at both meets.

HIGH SCHOOL

Attended Saint Louis High School in Honolulu, Hawaii ... Graduated in 2009 ... Member of the 2007 Crusaders squad that posted an 11-1 overall record ... Went 7-0 in Interscholastic League of Honolulu.

PERSONAL

Grandson of Paul and Lucille Meyer ... Birthday is December 24 ... Sport commerce major.

	#2	DEFENSIVE BACK
	TJ CARTER	
	JUNIOR • 2L	
	5-11 • 189	
NASHVILLE, TENN. STRATFORD HS		
MAJOR: SPORT AND LEISURE MANAGEMENT		

- All-AAC Second Team (2017, 2018)
- FWAAs Freshman All-America Team (2017)
- USA Today Freshman All-America Team (2017)
- ESPN Freshman All-America Team (2017)
- American Athletic Conference Rookie of the Year (2017)
- Nagurski National Defensive Player of the Week (10/24/17)
- AAC Defensive POW (10/23/17)
- CollegeSportsMadness.com AAC Defensive POW (10/22/17)
- Memphis Freshman Record for Interceptions in a Season (2017)

CAREER

One of the nation's top defensive backs ... Has 137 total tackles (112 solo) ... Has 30 passes defended with seven interceptions and 23 PBU ... Also has two fumble recoveries, two forced fumbles and 2.5 TFL ... Has 25 multi-tackle games ... Holds program's freshman record for interceptions in a season (5).

HONORS (ACADEMIC/ATHLETIC)

2017-18 American Athletic Conference All-Academic Team ... Dean's List for the 2017 fall semester ... Tiger 3.0 Club for the 2017 fall and 2018 spring semesters ... 2017 USA Today Freshman All-America Team ... 2017 ESPN.com Freshman All-America Team ... 2017 American Athletic Conference Rookie of the Year ... 2017, 2018 All-American Athletic Conference second team ... Picked up the Nagurski National Defensive Player of the Week honor Oct. 23, 2017 ... Also earned The American and CollegeSportsMadness.com AAC Defensive Player of the Week accolades that same week.

2018 (SOPHOMORE)

After a stellar freshman campaign in 2017, opponents threw away from his side of the field in 2018 ... Despite that, led squad in passes defended (14) and PBU (12) ... Tied for team lead with two interceptions ... Sixth in The American in passes defended ... Third on team with 68 total hits (58 solo) ... His 58 solo stops were second on the team ... Had multi-tackle performances in all 14 games ... Recorded a season-best 11 total tackles (10 solo) vs UCF in The American Championship Game ... The 10 solo hits were a season-high ... Logged a career-high four passes defended (interception/3 PBU) in a home win over Houston that clinched the league's West Division title ... His interception vs Houston came late in the fourth quarter and ended the Cougars' last scoring threat inside the Memphis 10-yard line ... In the season opener vs Mercer, had two total tackles and three passes defended (interception/2 PBU) ... His interception came midway through the first quarter and was returned for a TD to give Memphis a 21-0 lead ... The interception

return for a TD was the first of his collegiate career ... Had six solo stops and three PBU in a road win at ECU ... Credited with four total hits (3 solo) and two PBU in a key road victory at SMU ... His two PBU came in the fourth quarter with Memphis holding off a Mustangs' rally ... Registered eight solo tackles and one PBU vs Wake Forest in the Birmingham Bowl.

2017 (FRESHMAN)

Started all 13 games in the defensive backfield in his first collegiate season ... Team's fifth-leading tackler with 69 total stops (54 solo) ... Led the team in total takeaways (7), passes defended (16), interceptions (5) and interception return yards (74) ... Tied for the team lead in fumble recoveries (2) ... Also had one forced fumble and one TFL ... Recorded 11 multi-tackle games, including six contests with six or more total hits ... Had career game in a road win at Houston with highs for total stops (14) and solo hits (11) ... Tied highs for assisted tackles (3) and interceptions (1) vs the Cougars ... Recorded his first collegiate forced fumble vs Houston ... Key play came after Memphis took a 42-38 lead with under 1:30 to play ... Ran down Houston QB Kyle Postma near midfield and forced the fumble that was recovered by Jonathan Cook, ending a potential go-ahead scoring drive for the Cougars ... Came up with a key interception to seal the win for Memphis over Houston ... With under :50 left on the clock, Houston drove the ball to near midfield again, but on a 2nd-and-10 play, picked off Postma and ended the Cougars' final threat ... Logged his first collegiate interception in a home win over UCLA ... With Memphis clinging to a 48-45 lead and UCLA deep in Tigers' territory, picked off a Josh Rosen pass at the 10-yard line and returned it 42 yards to end the Bruins' scoring threat (Memphis won 48-45) ... Also registered his first collegiate fumble recovery vs the Bruins ... Had seven total tackles vs UCLA (6 solo) ... Posted four solo stops in his collegiate debut vs Louisiana Monroe ... Also had interceptions vs Connecticut and UCF twice ... Wrapped up freshman campaign with eight total stops (5 solo) and two PBU vs Iowa State in the AutoZone Liberty Bowl.

HIGH SCHOOL

Two-way performer at RB on offense and DB on defense ... Scout.com rates him the No. 1 DB in the state of Tennessee ... Top-20 player in the state of Tennessee by 247Sports.com (No. 13), Rivals.com (No. 13) and ESPN.com (No. 19) ... Top-50 DB nationally by Rivals.com (No. 32) and 247Sports.com (No. 46) ... Played his final season of prep football for head coach Maurice Fitzgerald at Stratford High School in 2016 ... Before Stratford, starred at Hendersonville High School in 2014 and 2015 ... Posted impressive numbers his senior campaign, piling up 2,138 all-purpose yards and 22 TD ... Rushed for 1,293 yards and 14 TD and caught 373 passes for 440 yards and six scores ... Also rolled up 373 return yards and two TD on special teams ... On defense, collected 66 total tackles, two INT and two PBU ... Helped lead the Spartans to an 11-1 record and a 6-0 Class 3A Region 5 mark ... Team posted a perfect 10-0 regular-season record ...

2019 MEMPHIS TIGERS

Spartans earned a Tennessee Secondary School Athletic Association (TSSAA) Class 3A Division I playoffs berth and advanced to the second round ... 2016 honors included: Tennessee Titans Mr. Football for TSSAA Division I Class 3A Back semifinalist, *Tennessean* Mid-State Player of the Year finalist, TSWA Class 3A All-State Team (DB), TSSAA Class 3 Region 5 MVP and Toyota East-West All-Star Classic ... In the preseason, named to the *Tennessean's* Dandy Dozen list (No. 9) ... As a junior at Hendersonville High School, finished 2015 campaign as the Commandos' leading rusher (1,084 yards/155 carries/10 TD) and leading receiver (16 receptions/226 yards/3 TD) ... On defense, had 25 total tackles and 11 PBU ... Also returned 10 punts for 204 yards and one score ... 2015 honors included: *Tennessean* All-Mid-State second team (DB), Region 6-5A Specialty Player of the Year, All-Region 6-5A, Sumner County Special Teams Player of the Year and *Main Street Media of Tennessee* All-Summer County first team ... Helped Hendersonville to an 11-2 record and a TSSAA Class 5A Division I playoffs berth ... As a sophomore in 2014, earned All-District 9-AAA honors.


PERSONAL

Son of Nyke Merrell and Terrell Carter ... Birthday is April 3 ... Sport and leisure management major.

CARTER'S CAREER DEFENSIVE STATISTICS												
YR	G/S	UT	AT	TOT	PD	FR	FF	TFL	SK	INT	QBH	
2017	13/13	54	15	69	16	2-0	1	1-1	0-0	5-74	1	
2018	14/14	58	10	68	14	0-0	1	1.5-1	0-0	2-35	0	
Total	27/27	112	25	137	30	2-0	2	2.5-2	0-0	7-109	1	

CARTER'S CAREER HIGHS	
Tackles	14, at Houston, Oct. 19, 2017
Pass Breakups	3, 3x, last vs Houston, Nov. 23, 2018
Interceptions	1, 7x, last vs Houston, Nov. 23, 2018
Interception Ret. Yds	42, vs UCLA, Sept. 16, 2017
Fumble Recoveries	1, 2x, last vs Navy, Oct. 14, 2017
Forced Fumbles	1, 2x, last at Navy, Sept. 8, 2018
Tackles For Loss	1, 2x, last at Navy, Sept. 8, 2018
Quarterback Hurries	1, vs Tulane, Oct. 27, 2017

CARTER'S GAME-BY-GAME DEFENSE												
Date	Opponent	UT	AT	TT	TFL	SK	FR	FF	PD	INT	QBH	
8/31/17*	UUM	4	0	4	0-0	0-0	0	0-0	0	0-0	0	0
9/16/17*	UCLA	6	0	7	0-0	0-0	0	1-0	2	1-42	0	0
9/23/17*	SIU	4	3	7	0-0	0-0	0	0-0	0	0-0	0	0
9/30/17*	at UCF	4	3	7	0-0	0-0	0	0-0	1	1-0	0	0
10/6/17*	at UConn	2	2	4	0-0	0-0	0	0-0	1	1-0	0	0
10/14/17*	Navy	1	0	1	0-0	0-0	0	1-0	0	0-0	0	0
10/19/17*	at Houston	11	3	14	1-1	0-0	1	0-0	2	1-7	0	0
10/27/17*	Tulane	6	0	6	0-0	0-0	0	0-0	1	0-0	1	0
11/3/17*	at Tulsa	4	0	4	0-0	0-0	0	0-0	3	0-0	0	0
11/18/17*	SMU	0	0	0	0-0	0-0	0	0-0	2	0-0	0	0
11/25/17*	ECU	4	0	4	0-0	0-0	0	0-0	1	0-0	0	0
12/2/17*	at UCF	3	0	3	0-0	0-0	0	0-0	1	1-25	0	0
12/31/17*	vs Iowa St.	5	3	8	0-0	0-0	0	0-0	2	0-0	0	0
9/1/18*	Mercer	2	0	2	0-0	0-0	0	0-0	3	1-35	0	0
9/8/18*	at Navy	4	2	6	1-1	0-0	1	0-0	0	0-0	0	0
9/14/18*	Georgia State	3	0	3	0-0	0-0	0	0-0	0	0-0	0	0
9/22/18*	S Alabama	7	0	7	0-0	0-0	0	0-0	0	0-0	0	0
9/28/18*	at Tulane	4	0	4	0-0	0-0	0	0-0	0	0-0	0	0
10/6/18*	UConn	2	1	3	0-0	0-0	0	0-0	1	0-0	0	0
10/13/18*	UCF	3	1	4	0-0	0-0	0	0-0	0	0-0	0	0
10/20/18*	at Mizou	6	0	6	0-0	0-0	0	0-0	0	0-0	0	0
11/3/18*	at ECU	3	3	6	0-0	0-0	0	0-0	3	0-0	0	0
11/10/18*	Tulsa	1	1	2	0.5-0	0-0	0	0-0	0	0-0	0	0
11/16/18*	at SMU	3	1	4	0-0	0-0	0	0-0	2	0-0	0	0
11/23/18*	Houston	2	0	2	0-0	0-0	0	0-0	4	1-0	0	0
12/1/18*	at UCF	10	1	11	0-0	0-0	0	0-0	0	0-0	0	0
12/22/18*	vs Wake Forest	8	0	8	0-0	0-0	0	0-0	0	0-0	1	0



#25

RUNNING BACK

RODRIGUES CLARK

FRESHMAN • HS

6-0 • 202

STARKVILLE, MISS.

STARKVILLE HS

MAJOR: PHYSICAL EDUCATION FOR TEACHER EDUCATION

HIGH SCHOOL
Member of the Starkville High School varsity squad from 2016-18 ... Helped the Yellow Jackets to a combined 31-9 record and three-straight Mississippi High School Activities Association (MHSAA) Class 6A state playoff appearances ... His last two seasons, Starkville put together back-to-back double-digit win campaigns (13-3 in 2017; 11-2 in 2018) ... The 2017 squad lost in the MHSAA Class 6A state title game, and the 2018 team advanced to the state playoffs second round ... As a freshman, suffered a broken leg ... In his three seasons after his injury, rushed for 3,423 yards on 554 carries with 45 TD ... Logged 21 games with 100 or more yards rushing ... Also had 37 catches for 249 yards and two scores ... In the middle of his sophomore season, suffered a meniscus tear after playing only five games (missed the remainder of the season) ... As a senior, rolled up 1,268 yards and eight 100-yard games despite not playing the second half of most games ... 2018 honors included: *Columbus Dispatch* Large Schools Offensive Player of the Year, *Clarion Ledger* All-State second team (RB), Mississippi Association of Coaches (MAC) Class 6A All-State first team, *Starkville Daily News* Player of the Year, Mississippi-Alabama Shrine Classic selection and *Clarion Ledger* preseason Dandy Dozen ... In his junior season in 2017, ran for 1,705 yards and 17 TD ... Had 11 games with 100 or more yards rushing ... Rushed for 172 yards on 29 carries with two TD in the MHSAA Class 6A state title game ... 2017 honors included: *Clarion Ledger* All-State second team (RB) and MAC Class 6A All-State first team.

PERSONAL

Son of Ivory Gray and Rodrigues Clark ... Nickname is Dreke ... Birthday is September 8 ... Physical education for teacher education major.



#7

DEFENSIVE BACK

CHRIS CLAYBROOKS

R-JUNIOR • 1L

6-0 • 176

NASHVILLE, TENN.

McGAVOCK HS/FORT SCOTT CC/COAHOMA CC

MAJOR: SPORT AND LEISURE MANAGEMENT

CAREER
Transferred to Memphis after one season at Fort Scott Community College ... Moved to defensive back at Memphis after playing his prep and junior college career on offense ... Has played in 12 games in the defensive backfield ... Has 12 total tackles (10 solo) ... Has one interception and returned it for a TD ... Has two years of eligibility remaining.

HONORS (ACADEMIC/ATHLETIC)

Tiger 3.0 Club for 2018 fall semester.

2018 (REDSHIRT SOPHOMORE)

Played in 12 games, including the Birmingham Bowl ... Missed the Georgia State and Tulsa games ... Made FBS debut in the season opener vs Mercer ... Recorded first FBS tackle, a solo hit, vs the Bears ... Logged career-bests for total stops (4) and solo tackles (3) vs Wake Forest in the Birmingham Bowl ... Registered his first FBS interception vs the Demon Deacons ... Returned the pick 37 yards for his first career TD ... Also had a PBU vs Wake Forest ... Had one solo hit vs Houston in the regular-season finale and vs UCF in The American Championship Game.

2017 (COAHOMA CC)

Saw action in nine games in his only season for the Tigers ... All game action was on the offensive side of the ball at wide receiver ... Hauled in 36 catches for 488 yards and one TD ... Recorded a season-best seven receptions twice ... Rolled up a season-high 133 receiving yards (7 catches) vs Copiah-Lincoln ... Also used as a kick-returner ... Had 29 returns for 605 yards ... Logged season-highs of seven returns for 195 yards vs Itawamba ... Had 130 kick-return yards on five attempts vs Northwest Mississippi ... Posted two games with over 200 all-purpose yards ... Had a season-high 228 all-purpose yards (133 receive/95 return) vs Copiah-Lincoln ... Piled up 225 all-purpose yards (30 receive/195 return) vs Itawamba.

2016 (FORT SCOTT CC)

Saw action in seven games at wide receiver and return specialist (kick/punt) for the Greyhounds ... Third on the team in receptions (40) and fourth in receiving yards (421) ... Led Fort Scott in kick (9/200 yards) and punt (10/136 yards) returns ... Scored five TD (4 receive/1 punt return) ... Posted season-highs for receptions (12) and receiving yards (123) vs Iowa Western ... Had three other games with 80 or more receiving yards ... Caught a season-best two TD vs Iowa Central ... Logged season-highs for kick returns (5) and yards (124) in the season opener vs Butler ... Scored his special teams TD on a punt return vs Central Methodist ... Had a season-high 213 all-purpose yards (89 receive/124 return) vs Butler ... Registered three other games with 100 or more all-purpose yards.

HIGH SCHOOL

Played his prep career at McGavock High School in Nashville ... Member of the varsity squad all four years ... Started prep career as a wide receiver, but moved to running back when the Raiders switched to a run-oriented offense ... Helped lead the Raiders to an 8-3 record and a Tennessee Secondary School Athletic Association (TSSAA) Class 6A state playoffs berth in 2014 ... McGavock advanced to the second round of the TSSAA Class 6A playoffs ... Named to the 2014 All-City Team as selected by the Metro Nashville Football Coaches Association ... As a junior in 2013, rushed for more than 700 yards and also had 1,000 yards receiving and 550 return yards ... Also played basketball at McGavock High School.

PERSONAL

Son of Christena and Barry Claybrooks ... Birthday is July 17 ... Sport and leisure management major.

CLAYBROOKS' CAREER DEFENSIVE STATISTICS

YR	G/S	UT	AT	TOT	PD	FR	FF	TFL	SK	INT	QBH
2018	12/0	10	2	12	2	0-0	0	0-0	0-0	1-37	0
Total	12/0	10	2	12	2	0-0	0	0-0	0-0	1-37	0

CLAYBROOKS' CAREER HIGHS

Tackles	4, vs Wake Forest, Dec. 22, 2018
Interceptions	1, vs Wake Forest, Dec. 22, 2018
Interception Ret. Yds	37, vs Wake Forest, Dec. 22, 2018

CLAYBROOKS' GAME-BY-GAME DEFENSE

Date	Opponent	UT	AT	TT	TFL	SK	FF	FR	PD	INT	QBH
9/1/18	Mercer	1	0	1	0-0	0-0	0	0-0	0	0-0	0
9/8/18	at Navy	0	0	0	0-0	0-0	0	0-0	0	0-0	0
9/14/18	Georgia St.	Did Not Play									
9/22/18	S Alabama	0	0	0	0-0	0-0	0	0-0	0	0-0	0
9/28/18	at Tulane	1	0	1	0-0	0-0	0	0-0	0	0-0	0
10/6/18	UConn	1	0	1	0-0	0-0	0	0-0	0	0-0	0
10/13/18	UCF	1	0	1	0-0	0-0	0	0-0	0	0-0	0
10/20/18	at Missouri	0	0	0	0-0	0-0	0	0-0	0	0-0	0
11/3/18	at ECU	1	0	1	0-0	0-0	0	0-0	0	0-0	0
11/10/18	Tulsa	Did Not Play									
11/16/18	at SMU	0	1	1	0-0	0-0	0	0-0	0	0-0	0
11/23/18	Houston	1	0	1	0-0	0-0	0	0-0	0	0-0	0
12/1/18	at UCF	1	0	1	0-0	0-0	0	0-0	0	0-0	0
12/22/18	vs Wake Forest	3	1	4	0-0	0-0	0	0-0	1	1-37	0



#13

DEFENSIVE LINE

JALIL CLEMONS

FRESHMAN • HS

6-3 • 240

STARKVILLE, MISS.

STARKVILLE HS

MAJOR: BUSINESS ECONOMICS

HIGH SCHOOL

Member of the Starkville High School varsity squad from 2016-18 ... Helped the Yellow Jackets to a combined 31-9 record and three-straight Mississippi High School Activities Association (MHSAA) Class 6A state playoff appearances ... His last two seasons, Starkville put together back-to-back double-digit win campaigns (13-3 in 2017; 11-2 in 2018) ... The 2017 squad lost in the MHSAA Class 6A state title game, and the 2018 team advanced to the state playoffs second round ... In his three seasons on the Starkville defensive line, collected 180 total tackles (84 solo), 50 TFL, 21 sacks and 26 QB hurries ... Recorded six forced fumbles and two fumble recoveries ... Also had two interceptions for 41 yards and one TD ... As a senior, had 57 total stops (24 solo), 18 TFL, 12 QB hurries and seven sacks ... Member of the Yellow Jackets' defense that held opponents to 12 points a game ... 2018 honors included: *Clarion Ledger* All-State second team (DL), Mississippi Association of Coaches (MAC) Class 6A All-State first team, *Tupelo Daily Journal* Large School All-Area and Mississippi-Alabama Shrine Classic selection ... Had a fumble recovery in the Classic that led to a TD to tie the game at 7-all ... As a junior, had 2.5 sacks in the MHSAA Class 6A championship game ... Earned 2017 MAC Class 6A All-State second team honors ... As

2019 MEMPHIS TIGERS

a sophomore in 2016, named to *Columbus Dispatch* All-Area second team.

PERSONAL

Son of Nakii Kincaid and L.C. Clemons ... Birthday is September 3 ... Business economics major.



#47 DEFENSIVE BACK
COLTON COCHRAN
 R-JUNIOR • 2L
 6-0 • 202
 MEMPHIS, TENN.
 ST. BENEDICT AT AUBURNDALE
 MAJOR: SPORT AND LEISURE MANAGEMENT

CAREER

Has played in 14 games, primarily on special teams ... Has four tackles (2 solo) ... Has two years of eligibility remaining.

AWARDS (ACADEMIC/ATHLETIC)

Dean's List for the 2018 fall semester ... Tiger 3.0 Club for the 2018 fall and 2019 spring semesters ... 2018-19 American Athletic Conference All-Academic Team.

2018 (REDSHIRT SOPHOMORE)

Played in eight games ... Game action came primarily on special teams ... Logged two total hits (1 solo) ... First tackle of the season was an assist in the season-opening victory over Mercer ... Collected a solo hit in the home win over Georgia State ... Member of the 2018 squad that went 8-6, won the American Athletic Conference West Division title, played in The American Championship Game and earned a Birmingham Bowl berth.

2017 (REDSHIRT FRESHMAN)

Saw action in six games ... Game action came primarily on special teams ... Logged two total hits (1 solo) ... First collegiate stop was an assisted tackle in a road win at Connecticut ... First collegiate solo stop came in a home victory over SMU ... Member of 2017 squad that went 10-3, won The American West Division title (7-1 league record) and played in The American Championship Game ... Squad earned the program's first Liberty Bowl bid and played in the hometown's postseason classic.

2016 (FRESHMAN)

Redshirted ... Member of 2016 squad that went 8-5 and played in the Boca Raton Bowl.

HIGH SCHOOL

Played football for head coach Scott Samsel ... Member of the St. Benedict at Auburndale varsity squad for three seasons, including two as a starter ... Earned Tennessee Sports Writers Association (TSWA) D2AA All-State honors in 2014 ... Named to D2AA All-Region squad in 2015 (second team) ... Selected to play in the 2015 AutoZone Liberty Bowl High School All-Star Game ... In addition to football, also played basketball and ran track at St. Benedict at Auburndale ... Hit a Sandestin Christmas Tournament-record nine three-pointers in a game ... Played three seasons on the varsity basketball team.

PERSONAL

Son of David and Rhonda Cochran ... Birthday is February 7 ... Sport and leisure management major.

COCHRAN'S CAREER DEFENSIVE STATISTICS


YR	G/S	UT	AT	TOT	PD	FR	FF	TFL	SK	INT	QBH
2017	6/0	1	1	2	0	0-0	0	0-0	0-0	0-0	0
2018	8/0	1	1	2	1	0-0	0	0-0	0-0	1-0	0
Total	14/0	2	2	4	1	0-0	0	0-0	0-0	1-0	0

COCHRAN'S CAREER HIGHS

Tackles	1, 4x, last vs Georgia State, Sept. 14, 2018
Interceptions	1, vs UConn, Oct. 6, 2018

COCHRAN'S GAME-BY-GAME DEFENSE

Date	Opponent	UT	AT	TT	TFL	SK	FF	FR	PD	INT	QBH
10/6/17	at UConn	0	1	1	0-0	0-0	0	0-0	0	0-0	0
10/14/17	Navy	0	0	0	0-0	0-0	0	0-0	0	0-0	0
11/3/17	at Tulsa	0	0	0	0-0	0-0	0	0-0	0	0-0	0
11/18/17	SMU	1	0	1	0-0	0-0	0	0-0	0	0-0	0
11/25/17	ECU	0	0	0	0-0	0-0	0	0-0	0	0-0	0
12/31/17	vs Iowa St.	0	0	0	0-0	0-0	0	0-0	0	0-0	0
9/1/18	Mercer	0	1	1	0-0	0-0	0	0-0	0	0-0	0
9/8/18	at Navy	0	0	0	0-0	0-0	0	0-0	0	0-0	0
9/14/18	Georgia St.	1	0	1	0-0	0-0	0	0-0	0	0-0	0
9/22/18	S Alabama	Did Not Play - Inj.									
9/28/18	at Tulane	Did Not Play - Inj.									
10/6/18	UConn	0	0	0	0	0	0	0-0	0	1-0	0
10/13/18	UCF	Did Not Play									
10/20/18	at Missouri	0	0	0	0-0	0-0	0	0-0	0	0-0	0
11/3/18	at ECU	0	0	0	0-0	0-0	0	0-0	0	0-0	0
11/10/18	Tulsa	0	0	0	0-0	0-0	0	0-0	0	0-0	0
11/16/18	at SMU	0	0	0	0-0	0-0	0	0-0	0	0-0	0
11/23/18	Houston	Did Not Play									
12/1/18	at UCF	Did Not Play									
12/22/18	vs Wake Forest	Did Not Play									



#10 WIDE RECEIVER
DAMONTE COXIE
 R-JUNIOR • 2L
 6-3 • 197
 RESERVE, LA.
 EAST ST. JOHN HS
 MAJOR: INTERDISCIPLINARY STUDIES

→ Is just the third receiver in Memphis history to post a 1,000 yard receiving season (Isaac Bruce, Anthony Miller)

→ Has a catch in 19 straight games heading in to 2019

→ His 1,000 yard receiving season marks the third straight season Memphis has had a 1,000 yard receiver (Miller, 2016, 2017), first time in program history that has happened

→ Biletnikoff Award Watch List (2019)

→ Touchdown Club of Columbus' Players to Watch (2019)

→ All-AAC Second Team (2018)

→ Isaac Bruce Offensive Player of the Year (2018)

CAREER

Has played in 27 games ... Has 93 catches for 1,497 yards and 10 TD ... Has a reception in 24 of his 27 games ... Enters 2019 season having caught a pass in 19-straight games ... Has 20 multi-reception games ... Has a career-long reception of 75 yards ... Enters the 2019 campaign with two years of eligibility remaining after red-shirting the 2016 campaign.

HONORS (ACADEMIC/ATHLETIC)

Tiger 3.0 Club for the 2018 fall semester ... 2016 Glenn Jones Offensive Scout Team Player of the Year.

2019 MEMPHIS FOOTBALL

2019 MEMPHIS TIGERS

ON THE CHARTS

Career: Tied for 20th in total receptions (93)... Tied for 15th in receiving yards (1,497) ... Tied for fourth in 100-yard receiving games (5) ... **Season:** Fourth with 72 catches in 2018 ... Third in receiving yards with 1,174 in 2018 ... Tied for 12th in TD catches with seven in 2018 ... Third in most 100-yard receiving games with five in 2018.

2018 (REDSHIRT SOPHOMORE)

Saw action in all 13 games ... Member of the most-prolific receiving corps in school history, with the Tigers receivers hauling in program-bests of 4,355 yards and 39 TD ... Led team in catches (72), receiving yards (1,174) and TD receptions (7) ... Ranked among FBS leaders in receiving yards (16th) and receptions (T30th) ... One of 38 FBS receivers to have 1,000 or more yards in 2018 ... Ranked among the American Athletic Conference receiving leaders in total catches (4th), receptions per game (5th), total receiving yards (2nd) and yards per game (3rd) ... Tied for squad's longest reception with a 75-yarder vs ECU ... Had 14 multi-reception games ... Posted his first career double-digit receptions game with 10 catches in a road win at ECU ... Recorded career-highs for receptions (10) and receiving yards (176) ... Tied a career-best with two TD catches vs the Pirates ... His 75-yard reception vs ECU was a career-long ... The 176-yard performance vs ECU came in the middle of three-straight 100-yard receiving games ... Prior to ECU, had 111 yards on eight catches (1 TD) at Missouri ... Followed ECU game with 110 yards on six receptions vs Tulsa ... His two other 100-yard performances came in back-to-back games against Georgia State (123 yards/6 receptions/2 TD) and South Alabama (113 yards/8 receptions/TD) ... Had first career punt return (3 yards) vs Wake Forest in the Birmingham Bowl.

2017 (REDSHIRT FRESHMAN)

Played in all 13 games ... Member of the most-prolific receiving corps in school history, with the Tigers receivers hauling in program-bests of 4,355 yards and 39 TD ... Pulled in 21 receptions for 323 yards and three TD ... Had a season-long catch of 61 yards ... His 61-yard reception was the team's third-longest catch in 2017 ... Had six multi-reception games ... Hauled in a career-best five receptions in a home win over SMU (62 yards) ... Registered a career-high 78 receiving yards in a home win over ECU (2 catches) ... Grabbed a 61-yard TD pass from Riley Ferguson early in the third quarter vs ECU (TD gave Memphis a 56-0 lead) ... Posted first multi-reception game vs Southern Illinois with two catches for 24 yards ... Scored his first collegiate TD at UCF ... Had four receptions for 51 yards vs the Knights ... Caught his other TD in a road win at Tulsa ... Had two catches for 31 yards vs Iowa State in the AutoZone Liberty Bowl.

2016 (FRESHMAN)

Redshirted ... Member of 2016 squad that went 8-5 and played in the Boca Raton Bowl.

HIGH SCHOOL

Transferred to East St. John (ESJ) for his final season of prep football ... Played at ESJ under head coach Alden Foster ... A 2015 Louisiana Football Coaches Association

58

(LFCA) All-State first team pick at receiver ... Played in the 2015 Louisiana High School Coaches Association (LHSCA)/LFCA All-Star Game ... Hauled in six catches for 193 yards and two TD in the all-star game ... Ranked the 24th-best prospect in Louisiana and a three-star recruit by 247Sports ... 247Sports also ranked him the No. 5 recruit in Louisiana ... Also a standout athlete in track and field at ESJ ... Played his previous seasons at Tara High School.

PERSONAL

Son of Monte Weathers and the late Donald Coxie ... Birthday is November 28 ... Interdisciplinary studies major.

COXIE'S CAREER RECEIVING STATISTICS

YR	G/S	NO	YDS	AVG/C	TD	LG	REC/G	AVG/G
2017	13/0	21	323	15.4	3	61	1.6	24.8
2018	14/14	72	1174	16.3	7	75	5.1	83.9
Total	27/14	93	1497	16.1	10	75	3.4	55.4

COXIE'S CAREER HIGHS

Receptions	10, at ECU, Nov. 3, 2018
Receiving Yards	176, at ECU, Nov. 3, 2018
Long Reception	75, at ECU, Nov. 3, 2018
Receiving Touchdowns	2, 2x, last at ECU, Nov. 3, 2018

COXIE'S GAME-BY-GAME RECEIVING

Date	Opponent	No	Yds	Avg	TD	LG
8/31/17	ULM	0	0	0.0	0	0
9/16/17	UCLA	0	0	0.0	0	0
9/23/17	SIU	2	24	12.0	0	14
9/30/17	at UCF	4	51	12.8	1	25
10/6/17	at UConn	1	8	8.0	0	8
10/14/17	Navy	1	10	10.0	0	10
10/19/17	at Houston	1	20	20.0	0	20
10/27/17	Tulane	0	0	0.0	0	0
11/3/17	at Tulsa	2	21	10.5	1	12
11/18/17	SMU	5	62	12.4	0	17
11/25/17	ECU	2	78	39.0	1	61
12/2/17	at UCF	1	18	18.0	0	18
12/30/17	vs Iowa State	2	31	15.5	0	16
9/1/18*	Mercer	4	79	19.8	1	45
9/8/18*	at Navy	5	38	7.6	0	15
9/14/18*	Georgia State	6	123	20.5	2	48
9/22/18*	South Alabama	8	113	14.1	1	39
9/28/18*	at Tulane	5	67	13.4	0	21
10/6/18*	UConn	2	46	23.0	0	25
10/13/18*	UCF	4	86	21.5	0	39
10/20/18*	at Missouri	8	111	13.9	1	20
11/3/18*	at ECU	10	176	17.6	2	75
11/10/18*	Tulsa	6	110	18.3	0	33
11/16/18*	at SMU	2	90	45.0	0	62
11/23/18*	Houston	3	23	7.7	0	16
12/1/18*	at UCF	3	42	14.0	0	15
12/22/18*	vs Wake Forest	6	70	11.7	0	36

#8

LINEBACKER

XAVIER "ZAY" CULLENS

R-SOPHOMORE • 1L

6-1 • 220

ECRU, MISS.

NORTH PONTOTOC HS

MAJOR: HEALTH STUDIES

CAREER

Has moved to linebacker after a prolific prep career as a running back and defensive back ... Member of the team for two seasons ... Saw first season of on-field action in

#GoTigersGo

2019 MEMPHIS TIGERS

2018 after redshirting in 2017 ... Has seen action in six games ... Has four total tackles (3 solo) ... Has three years of eligibility remaining.

HONORS (ACADEMIC/ATHLETIC)

2017-18 American Athletic Conference All-Academic Team ... Dean's List for 2018 spring semester ... Tiger 3.0 Club for the 2017 fall, 2018 spring and 2019 spring semesters.

2018 (REDSHIRT FRESHMAN)

Moved to the defensive side of the ball (linebacker) after playing both offense and defense in high school ... Played in six games at linebacker ... Credited with four total tackles (3 solo) ... Made his collegiate debut in the season-opening win over Mercer ... Logged a career-best two total hits, both solo stops, vs the Bears ... The two solo tackles also were a career-high ... Played in his first American Athletic Conference game at Tulane ... Tied career-high with two total tackles (1 solo) in a home win over Tulsa.

2017 (FRESHMAN)

Redshirted ... Member of 2017 squad that went 10-3, won The American West Division title (7-1 league record) and played in The American Championship Game ... Squad earned the program's first Liberty Bowl bid and played in the hometown's postseason classic.

HIGH SCHOOL

Two-way star for head coach Brian Sutton at North Pontotoc High School ... Three-year starter for the Vikings ... Piled up 6,336 all-purpose yards at his RB position ... Rushed for 5,612 yards on 673 carries (8.3 ypc) and caught 36 passes for 464 yards ... Had 28 career 100-yard rushing performances ... Ran for 72 TD and caught five scores ... Had 111 kick return yards and 149 punt return yards ... Also starred his last two seasons at DB ... Collected 159 total tackles, five INT and five caused fumbles ... Ranked among the top-40 players in the state of Mississippi by 247Sports.com (No. 36) and ESPN.com (No. 38) ... As a senior, helped lead North Pontotoc to the Mississippi High School Athletic Association (MHSAA) Class 3A state playoffs quarterfinal round ... The Vikings finished 2016 with a 10-4 overall record and a 5-0 Class 3A Region 4 mark ... In his final prep game, ran for 189 yards on 26 carries and four TD ... Wrapped up senior campaign with 1,968 all-purpose yards, 1,754 rushing yards and 24 TD on offense and 94 tackles, one INT and three caused fumbles on defense ... Earned MHSAA Class 3A All-State second team (offense; RB) honors from the Mississippi Association of Coaches (MAC) ... Also named to the *Tupelo Daily Journal* All-Area first team ... Following the season, selected to play in the Bernard Blackwell North/South All-Star Classic in mid-December ... Prior to 2016, selected as one of the *Clarion-Ledger's* top-125 senior players in the state of Mississippi ... Also one of the *Clarion-Ledger's* top-10 DB in the state of Mississippi for 2016 ... As a junior, rushed for 2,201 yards on 244 carries (9.0 ypc) and 33 TD ... Totaled 2,492 all-purpose yards ... Finished as the state of Mississippi's sixth-leading rusher

(all classes) and MHSAA Class 3A's second-leading rusher in 2015 ... On defense, had 62 total tackles, four INT and two caused fumbles ... Named to the MHSAA Class 3A All-State first team (offense; RB) by the MAC ... Also collected *Tupelo Daily Journal* All-Area first team accolades ... 2015 Vikings finished with a 9-4 record and earned a MHSAA Class 3A state playoffs berth ... In 2014 (sophomore), helped lead North Pontotoc to an 11-2 record ... The 11 wins were a school record for most victories in a season ... As a sophomore, ran for 1,578 yards and 14 TD ... Had 1,797 all-purpose yards ... Also played basketball and baseball at North Pontotoc High School.

PERSONAL

Son of Thomas and Denise Cullens ... Has one brother, TJ Cullens, and a sister, Courtney Yager ... Birthday is October 15 ... Health studies major.

CULLENS' CAREER DEFENSIVE STATISTICS

YR	G/S	UT	AT	TOT	PD	FR	FF	TFL	SK	INT	QBH
2018	6/0	3	1	4	0	0-0	0	0-0	0-0	0-0	0
Total	6/0	3	1	4	0	0-0	0	0-0	0-0	0-0	0

CULLENS' CAREER HIGHS

Tackles	2, 2x, last vs Tulsa, Nov. 10, 2018
---------	-------------------------------------

CULLENS' GAME-BY-GAME DEFENSE

Date	Opponent	UT	AT	TT	TFL	SK	FF	FR	PD	INT	QBH
9/1/18	Mercer	2	0	2	0-0	0-0	0	0-0	0	0-0	0
9/8/18	at Navy	Did Not Play									
9/14/18	Georgia St.	0	0	0	0-0	0-0	0	0-0	0	0-0	0
9/22/18	S Alabama	Did Not Play									
9/28/18	at Tulane	0	0	0	0-0	0-0	0	0-0	0	0-0	0
10/6/18	UConn	0	0	0	0-0	0-0	0	0-0	0	0-0	0
10/13/18	UCF	Did Not Play									
10/20/18	at Missouri	0	0	0	0-0	0-0	0	0-0	0	0-0	0
11/3/18	at ECU	Did Not Play									
11/10/18	Tulsa	1	1	2	0-0	0-0	0	0-0	0	0-0	0
11/16/18	at SMU	0	0	0	0-0	0-0	0	0-0	0	0-0	0
11/23/18	Houston	Did Not Play									
12/1/18	at UCF	Did Not Play									
12/22/18	vs Wake Forest	Did Not Play									

#5

DEFENSIVE END

EVERITT CUNNINGHAM

JUNIOR • TR

6-3 • 241

WEST POINT, MISS.

WEST POINT HS/EAST MISSISSIPPI CC

MAJOR: PROFESSIONAL STUDIES

2017-18 (EAST MISSISSIPPI CC)

Played two seasons for head coach Buddy Stephens at East Mississippi Community College ... Helped lead the Lions to back-to-back National Junior College Athletic Association (NJCAA) national titles, becoming only the second program to do so in NJCAA history ... East Mississippi posted an undefeated 12-0 record in 2018 and went 11-1 in 2017 ... Also won consecutive Mississippi Association of Community and Junior Colleges (MACJC) championships in 2017 and 2018 ... In his two seasons with the Lions, registered 88 total tackles (65 solo), 28.5 TFL (144 yards), 16 sacks (116 yards) and three fumble recoveries ... Had his breakout year as a sophomore in 2018 ... Member of the 2018 Lions defense that led NJCAA in scoring defense at 11.2 ppg

... Had 57 total hits (43 solo), 20.5 TFL (113 yards) and 13 sacks (94 yards) ... Ranked among nation's leaders in TFL and sacks ... Logged a career-high eight total tackles in back-to-back wins over Northeast Mississippi and Copiah-Lincoln ... Had a career-best 4.5 TFL (23 yards) in win over Northeast Mississippi ... Recorded a career-high four sacks (28 yards) vs Copiah-Lincoln ... In the NJCAA national title game, had eight total tackles (6 solo), one TFL, one forced fumble and two fumble recoveries ... His first fumble recovery came off his forced fumble deep in Garden City Community College territory ... Scooped up the loose ball and returned it 11 yards for the Lions' only TD of the game (East Mississippi won 10-9) ... Recovered another fumble later in the game that ended Garden City's final scoring threat ... 2018 honors included: NJCAA national title game Most Valuable Player, NJCAA All-America second team, NJCAA All-Region 23, MACJC All-State/North Division first team and MACJC Defensive Player of the Week (twice) ... In his freshman year in 2017, collected 31 total tackles (22 solo), eight TFL (31 yards) and three sacks (22 yards) ... Had two tackles (1 solo) vs Arizona Western College in the NJCAA national title game.

HIGH SCHOOL

Four-year varsity member at West Point High School ... Played for head coach Chris Chambless ... Saw action on the defensive line his first three seasons, and then split time on the defensive line and at tight end as a senior ... Helped lead the Green Wave to the 2016 Mississippi High School Activities Association (MHSAA) Class 5A state championship ... Caught the go-ahead TD in the third quarter ... Score came on a 44-yard pass ... West Point finished 2016 with a 14-1 overall record and a 7-1 mark in Region 1-5A play ... Named to the 2016 Mississippi Association of Coaches (MAC) Class 5A All-State first team ... Selected to play in the 2016 Bernard Blackwell North/South All-Star Game ... As a junior in 2015, helped lead the Green Wave to an 11-3 record ... West Point advanced to the MHSAA Class 5A state playoff semifinal round ... Helped the Green Wave to MHSAA state playoff appearances as a freshman and sophomore.

PERSONAL

Son of Belinda Rice and Charles Cunningham ... Birthday is July 9 ... Professional studies major.

	#75	OFFENSIVE LINE
	MATT DALE	
	JUNIOR • TR 6-6 • 335	
	RAYMOND, MISS. KEMPER COUNTY HS/HINDS CC	
MAJOR: PHYSICAL EDUCATION FOR TEACHER EDUCATION		

2017-18 (HINDS CC)

Played two seasons for head coach Larry Williams at Hinds Community College ... Helped lead the 2017 Eagles to a 6-3 record and a Mississippi Association of Community and Junior Colleges (MACJC) playoff berth ... Earned 2017 MACJC All-State South honorable mention


recognition ... As a sophomore in 2018, named to the MACJC All-State South second team.

HIGH SCHOOL

Played four years for head coach Chris Jones at Kemper County High School ... Helped lead the Wildcats to a 46-12 record and four-straight Mississippi High School Activities Association (MHSAA) Class 3A state playoff berths ... As a senior in 2016, Kemper County won the MHSAA Class 3A state title ... Member of the offensive line that paved the way for the 2016 Wildcats to average more than 400 yards and 35 points per game ... Blocked for a QB that threw for 3,400 yards and a RB that rushed for 1,000 yards ... 2016 honors included: *Clarion-Ledger* All-State first team, Mississippi Association of Coaches (MAC) All-State first team, All-Premier Preps first team and Mississippi-Alabama All-Star Game selection ... As a junior in 2015, helped Kemper County to an 11-3 record and an MHSAA Class 3A state playoff quarterfinal appearance ... Earned MAC All-State first team honors ... Member of the 2014 Wildcats team that went 11-4 and advanced to the state playoff semifinals ... Also starred on the basketball court for Kemper County ... Helped lead the Wildcats to the 2015-16 MHSAA Class 3A state championship ... The state title was Kemper County's third in school history ... Posted a double-double of 17 points and 15 boards in the state title game ... Named *The Meridian Star* Metro Player of the Year (boys' basketball).

PERSONAL

Son of John and Lanita Dale ... Full name is John Matthew Dale ... Birthday is April 1 ... Physical education for teacher education major.

	#88	TIGHT END
	TYCE DANIEL	
	R-SOPHOMORE • 1L 6-4 • 233	
	PADUCAH, KY. MCCRACKEN COUNTY HS	
MAJOR: SPORT AND LEISURE MANAGEMENT		

CAREER

Member of the team for two seasons ... Saw first season of on-field action in 2018 after redshirting in 2017 ... Has played in eight games ... Has one solo tackle ... Has three years of eligibility remaining.

HONORS (ACADEMIC/ATHLETIC)

Tiger 3.0 Club for 2017 fall and 2018 fall semesters ... 2018-19 American Athletic Conference All-Academic Team.

2018 (REDSHIRT FRESHMAN)

After redshirt season in 2017, played in eight games ... Game action came primarily on special teams ... Logged one tackle, a solo hit ... Made collegiate debut in the season-opening win over Mercer ... Recorded a solo stop vs the Bears ... Made his first American Athletic Conference appearance in a home win over Connecticut ... Saw action in the regular-season finale win over Houston, a victory that clinched the league's West Division crown.

2019 MEMPHIS TIGERS

2017 (FRESHMAN)

Redshirted ... Member of 2017 squad that went 10-3, won The American West Division title (7-1 league record) and played in The American Championship Game ... Squad earned the program's first Liberty Bowl bid and played in the hometown's postseason classic.

HIGH SCHOOL

Played WR, DB and KR for McCracken County High School ... Three-year varsity performer for the Mustangs ... Career statistics included: 1,052 receiving yards, 65 catches and 14 TD ... Rated among the top-50 players in the state of Kentucky heading into 2016 campaign ... In his last two seasons (junior/senior), had 55 receptions for 940 yards and 14 TD ... Had four TD catches his senior season ... Member of Mustangs receiving corps that rolled up over 2,000 receiving yards in 2016 ... Helped lead McCracken High School to a Kentucky High School Athletic Association (KHSAA) Class 6A state playoffs berth ... Pulled in 10 TD catches his junior season ... Also played basketball at McCracken County High School.

PERSONAL

Son of Lisa Jones ... Has one sister, Lakken ... Birthday is March 28 ... Sport and leisure management major.

DANIEL'S CAREER RECEIVING STATISTICS								
YR	G/S	NO	YDS	AVG/C	TD	LG	REC/G	AVG/G
2018	8/0	0	0	0.0	0	0	0.0	0.0
Total	8/0	0	0	0.0	0	0	0.0	0.0

DANIEL'S CAREER HIGHS	
Tackles	1, vs Mercer, Sept. 1, 2018

DANIEL'S GAME-BY-GAME RECEIVING						
Date	Opponent	No	Yds	Avg	TD	LG
9/1/18	Mercer	0	0	0.0	0	0
9/8/18	at Navy	Did Not Play				
9/14/18	Georgia State	0	0	0.0	0	0
9/22/18	South Alabama	0	0	0.0	0	0
9/28/18	at Tulane	Did Not Play				
10/6/18	UConn	0	0	0.0	0	0
10/13/18	UCF	Did Not Play				
10/20/18	at Missouri	0	0	0.0	0	0
11/3/18	at ECU	0	0	0.0	0	0
11/10/18	Tulsa	0	0	0.0	0	0
11/16/18	at SMU	Did Not Play				
11/23/18	Houston	0	0	0.0	0	0
12/1/18	at UCF	Did Not Play				
12/22/18	vs Wake Forest	Did Not Play				

DANIEL'S GAME-BY-GAME DEFENSE											
Date	Opponent	UT	AT	TT	TFL	SK	FF	FR	PD	INT	QBH
9/1/18	Mercer	1	0	1	0-0	0-0	0	0-0	0	0-0	0



#79

OFFENSIVE LINE

SCOTTIE DILL

R-SENIOR • 3L

6-7 • 297

EADS, TENN.

BRIARCREST CHRISTIAN HS

MAJOR: MANAGEMENT

CAREER

Has played in 40 games ... Versatile performer who has seen action on the offensive line at right tackle (#79) and

tight end (#49) on special teams/heavy package ... Has seen action in 15 games on the offensive line at both tackles (left: 68 snaps/right: 165 snaps).

2018 (JUNIOR)

Played in all 14 games ... Saw action at right tackle and tight end on special teams/heavy package ... Played double-digit snaps at right tackle in three games vs Mercer, Tulsa and UCF (The American Championship Game) ... Saw action on a career-high 61 snaps in a home win over Tulsa ... Logged 41 snaps vs UCF in The American Championship Game ... Opened the season playing 34 snaps in a win over Mercer ... Member of the line on special teams that helped the Tigers FG/PAT unit connect on 76-of-79 PAT and 15-of-20 FG.

2017 (SOPHOMORE)

Saw action in all 13 games, including the AutoZone Liberty Bowl ... Saw a majority of his playing time on special teams ... Moved to tight end in some offensive packages ... Played at left tackle (34 snaps) in four games ... Saw game action on the offensive line vs Connecticut, Tulsa, SMU and ECU ... Played a season-high 14 snaps vs the Huskies ... Member of the line on special teams that helped the Tigers FG/PAT unit connect on 76-of-77 PAT and 14-of-19 FG.

2016 (REDSHIRT FRESHMAN)

Played in all 13 games, including the Boca Raton Bowl ... Saw a majority of his playing time on special teams ... Also played 44 total snaps on the offensive line at left and right tackle ... Saw game action on the offensive line vs Kansas, Bowling Green and SMU ... Played a career-high 26 snaps vs Bowling Green.

2015 (FRESHMAN)

Redshirted ... Member of the 2015 squad that went 9-4 and played in the Birmingham Bowl.

HIGH SCHOOL

Played at Briarcrest Christian School for head coach Carly Powers ... As a senior in 2014, helped lead the Saints to a 7-5 overall record and a Tennessee Secondary School Athletic Association (TSSAA) Class AA Division II state playoffs berth ... The Saints advanced to the state playoffs quarterfinal round.

PERSONAL

Son of Scott and Michelle Dill ... Has a sister, Mallory ... Born in Minneapolis, Minnesota ... Birthday is September 23 ... Management major ... Father played football at Memphis from 1985-87 and also played in the NFL with the Arizona Cardinals (1988-89), Tampa Bay Buccaneers (1990-95) and Minnesota Vikings (1996-97).

DILL'S CAREER RECEIVING STATISTICS								
YR	G/S	NO	YDS	AVG/C	TD	LG	REC/G	AVG/G
2017	13/0	0	0	0.0	0	0	0.0	0.0
2018	14/0	0	0	0.0	0	0	0.0	0.0
Total	27/0	0	0	0.0	0	0	0.0	0.0

DILL'S GAME-BY-GAME RECEIVING						
Date	Opponent	No	Yds	Avg	TD	LG
8/31/17	ULM	0	0	0.0	0	0

DILL'S GAME-BY-GAME RECEIVING

Date	Opponent	No	Yds	Avg	TD	LG
9/16/17	UCLA	0	0	0.0	0	0
9/23/17	SIU	0	0	0.0	0	0
9/30/17	at UCF	0	0	0.0	0	0
10/6/17	at UConn	0	0	0.0	0	0
10/14/17	Navy	0	0	0.0	0	0
10/19/17	at Houston	0	0	0.0	0	0
10/27/17	Tulane	0	0	0.0	0	0
11/3/17	at Tulsa	0	0	0.0	0	0
11/18/17	SMU	0	0	0.0	0	0
11/25/17	ECU	0	0	0.0	0	0
12/2/17	at UCF	0	0	0.0	0	0
12/30/17	vs Iowa State	0	0	0.0	0	0
9/1/18	Mercer	0	0	0.0	0	0
9/8/18	at Navy	0	0	0.0	0	0
9/14/18	Georgia State	0	0	0.0	0	0
9/22/18	South Alabama	0	0	0.0	0	0
9/28/18	at Tulane	0	0	0.0	0	0
10/6/18	UConn	0	0	0.0	0	0
10/13/18	UCF	0	0	0.0	0	0
10/20/18	at Missouri	0	0	0.0	0	0
11/3/18	at ECU	0	0	0.0	0	0
11/10/18	Tulsa	0	0	0.0	0	0
11/16/18	at SMU	0	0	0.0	0	0
11/23/18	Houston	0	0	0.0	0	0
12/1/18	at UCF	0	0	0.0	0	0
12/22/18	vs Wake Forest	0	0	0.0	0	0

DILL'S CAREER OFFENSIVE LINE STATISTICS

YR	GAMES/STARTS	PLAYS/TOTAL TEAM PLAYS
2016	13/0	44/964
2017	13/0	29/941
2018	14/0	167/1028
Total	40/0	240/2933

DILL'S CAREER HIGHS


Offensive Plays | 61, vs Tulsa, Nov. 10, 2018

DILL'S GAME-BY-GAME OFFENSIVE LINE

Date	Opponent	Position - Plays
9/3/16	SEMO	Special Teams
9/17/16	Kansas	Special Teams & Left Tackle - 14/72
9/24/16	Bowling Green	Special Teams - 26/77
10/1/16	at Ole Miss	Special Teams
10/6/16	Temple	Special Teams
10/14/16	at Tulane	Special Teams
10/22/16	at Navy	Special Teams
10/29/16	Tulsa	Special Teams
11/5/16	at SMU	Special Teams & Right Tackle - 4/72
11/12/16	USF	Special Teams
11/18/16	at Cincinnati	Special Teams
11/25/16	Houston	Special Teams
12/20/16	vs WKU	Special Teams
8/31/17	UL Monroe	Special Teams
9/16/17	UCLA	Special Teams
9/23/17	Southern Illinois	Special Teams
9/30/17	at UCF	Special Teams
10/6/17	at UConn	Left Tackle - 14/100
10/14/17	Navy	Special Teams
10/19/17	at Houston	Special Teams
10/27/17	Tulane	Special Teams
11/3/17	at Tulsa	Left Tackle - 5/77
11/18/17	SMU	Special Teams & Left Tackle - 5/74
11/25/17	ECU	Left Tackle - 10/49
12/2/17	at UCF	Special Teams
12/30/17	vs Iowa State	Special Teams
9/1/18	Mercer	Right Tackle - 34/84 & Special Teams
9/8/18	at Navy	Special Teams
9/14/18	Georgia State	Right Tackle 8/63 & Special Teams
9/22/18	South Alabama	Heavy Package 2/76 & Special Teams
9/28/18	at Tulane	Special Teams
10/6/18	UConn	Right Tackle - 9/59 & Special Teams
10/13/18	UCF	Special Teams
10/20/18	at Missouri	Right Tackle - 3/81 & Special Teams
11/3/18	at ECU	Right Tackle - 8/82 & Special Teams
11/10/18	Tulsa	Right Tackle - 61/78 & Special Teams
11/16/18	at SMU	Special Teams

DILL'S GAME-BY-GAME OFFENSIVE LINE

Date	Opponent	Position - Plays
11/23/18	Houston	Right Tackle - 1/92 & Special Teams
12/1/18	at UCF	Right Tackle - 41/75 & Special Teams
12/22/18	vs Wake Forest	Special Teams



#94

DEFENSIVE LINE

JOSEPH DORCEUS

R-JUNIOR • 2L

6-0 • 260

SPRING, TEXAS

SPRING HS

MAJOR: BUSINESS ECONOMICS

→ Also saw snaps on the offensive side of the ball in a jumbo package

→ Walk-on put on scholarship following the 2017 season

CAREER

Awarded a scholarship in the spring of 2018 ... Originally joined the program as a walk-on ... Has played in 25 games on the defensive line ... Also has seen game action in the offensive backfield as part of a jumbo package ... Has 66 total tackles (41 solo/25 assists), 12.0 TFL (48 yards) and seven sack (35 yards) ... Also has seven QB hurries, two PBU and one forced fumble ... Has 14 multi-tackle games ... On offense, has one reception for one yard.

HONORS (ACADEMIC/ATHLETIC)

Tiger 3.0 Club for 2019 spring semester ... 2016-17 American Athletic Conference All-Academic Team ... 2016 Glenn Jones Defensive Scout Team Player of the Year.

2018 (REDSHIRT SOPHOMORE)

Played in all 14 games, including the Birmingham Bowl ... Ninth on team with 50 total hits (30 solo) ... His 50 total tackles and 30 solo hits led all defensive linemen ... Had 10 multi-tackle performances ... Credited with seven TFL (36 yards), six sacks (35 yards), seven QB hurries, two PBU and one forced fumble ... Seven QB hurries were tied for team lead ... Continued role in the offensive backfield as part of a jumbo package ... Had one catch for one yard ... Logged a career-high six total tackles three times vs Navy (3 solo), Tulane (3 solo) and Wake Forest (5 solo) in the Birmingham Bowl ... His five solo hits vs the Demon Deacons were a career-best ... Tied a career-high with two TFL vs UCF ... Both TFL vs the Knights were sacks, and the two sacks were a career-best ... The 13 TFL/sack yardage vs UCF was a career-high ... Had best all-around performance vs UCF with five total tackles (4 solo), two TFL, two sacks, one forced fumble and one PBU ... His forced fumble was recovered by John Tate IV and ended a Knights' threat in Memphis territory (UCF had recovered a Memphis fumble three plays earlier at the Tigers 33-yard line) ... Recorded a career-high four QB hurries in a win at ECU ... Hauled in his first collegiate reception (1 yard) late in the fourth quarter vs ECU ... Caught the pass on a 3rd-and-goal at the ECU 2 ... His catch set up a Tony Pollard 1-yard TD run ... In a key win at SMU, had

2019 MEMPHIS TIGERS

five total tackles (1 solo), 1.5 TFL, one sack and one PBU ... Registered four tackles (3 solo) vs UCF in The American Championship Game.

2017 (REDSHIRT FRESHMAN)

Saw action in 11 games, including the AutoZone Liberty Bowl ... Logged 16 total stops (11 solo), 5.0 TFL (12 yards) and one sack (6 yards) ... Had four multi-tackle performances ... Registered one PBU and one QB hurry ... Also saw game action on offense in jumbo packages ... Posted a season-best five total tackles (3 solo) in the Tigers' come-from-behind win at Houston ... Credited with first collegiate tackle in a road win at Connecticut ... Finished the game vs the Huskies with three solo stops and his first collegiate TFL/sack (6 yards) ... Had four total tackles (2 solo) in a road win at Tulsa ... Logged three total hits (2 solo), two TFL (4 yards), one PBU and one QB hurry in a home win over ECU ... Made his collegiate debut in a home victory over Southern Illinois.

HIGH SCHOOL

Played defensive end and running back at Spring High School in Spring, Texas, for head coach Sam Parker ... Helped the Lions to an 11-2 overall record his senior season ... On offense, had 41 carries for 238 yards and 15 TD ... Had a season-long rush of 37 yards.

PERSONAL

Son of Dorete Dorceus ... Birthday is June 1 ... Older brother, Doroland, was a member of the Tigers program from 2013-17 ... Business economics major.

DORCEUS' CAREER DEFENSIVE STATISTICS

YR	G/S	UT	AT	TOT	PD	FR	FF	TFL	SK	INT	QBH
2017	11/0	11	5	16	1	0-0	0	5-12	1-6	0-0	1
2018	14/1	30	20	50	2	0-0	1	7-36	6-35	0-0	7
Total	25/1	41	25	66	3	0-0	1	12-48	7-41	0-0	8

DORCEUS' CAREER RECEIVING STATISTICS

YR	G/S	NO	YDS	AVG/C	TD	LG	REC/G	AVG/G
2017	11/0	0	0	0.0	0	0	0.0	0.0
2018	14/1	1	1	1.0	0	1	0.1	0.1
Total	25/1	1	1	1.0	0	1	0.1	0.1

DORCEUS' CAREER HIGHS

Tackles	6, 3x, last vs Wake Forest, Dec. 22, 2018
Sacks	2, vs UCF, Oct. 13, 2018
Tackles for Loss	2, 2x, last vs UCF, Oct. 13, 2018
Quarterback Hurries	4, at ECU, Nov. 3, 2018
Pass Breakup	1, 3x, last at SMU, Nov. 16, 2018
Forced Fumbles	1, vs UCF, Oct. 13, 2018

DORCEUS' GAME-BY-GAME DEFENSE


Date	Opponent	UT	AT	TT	TFL	SK	FF	FR	PD	INT	QBH
9/23/17	SIU	0	0	0	0-0	0-0	0	0-0	0	0-0	0
9/30/17	at UCF	0	0	0	0-0	0-0	0	0-0	0	0-0	0
10/6/17	at UConn	3	0	3	1-6	1-6	0	0-0	0	0-0	0
10/14/17	Navy	0	0	0	0-0	0-0	0	0-0	0	0-0	0
10/19/17	at Houston	3	2	5	5-0	0-0	0	0-0	0	0-0	0
10/27/17	Tulane	1	0	1	0-0	0-0	0	0-0	0	0-0	0
11/3/17	at Tulsa	2	2	4	1.5-2	0-0	0	0-0	0	0-0	0
11/18/17	SMU	0	0	0	0-0	0-0	0	0-0	0	0-0	0
11/25/17	ECU	2	1	3	2-4	0-0	0	0-0	1	0-0	1
12/2/17	at UCF	0	0	0	0-0	0-0	0	0-0	0	0-0	0
12/30/17	vs Iowa State	0	0	0	0-0	0-0	0	0-0	0	0-0	0
9/1/18	Mercer	0	0	0	0-0	0-0	0	0-0	0	0-0	0
9/8/18	at Navy	3	3	6	1-3	1-3	0	0-0	0	0-0	0
9/14/18	Georgia State	3	1	4	0-0	0-0	0	0-0	0	0-0	1
9/22/18	S Alabama	4	0	4	1-6	1-6	0	0-0	0	0-0	1
9/28/18	at Tulane	3	3	6	1-6	1-6	0	0-0	0	0-0	0

DORCEUS' GAME-BY-GAME DEFENSE

Date	Opponent	UT	AT	TT	TFL	SK	FF	FR	PD	INT	QBH
10/6/18	UConn	1	1	2	0-0	0-0	0	0-0	0	0-0	1
10/13/18	UCF	4	1	5	2-13	2-13	1	0-0	1	0-0	0
10/20/18	at Missouri	1	0	1	0-0	0-0	0	0-0	0	0-0	0
11/3/18	at ECU	0	1	1	0-0	0-0	0	0-0	0	0-0	4
11/10/18	Tulsa	2	3	5	0-0	0-0	0	0-0	0	0-0	0
11/16/18	at SMU	1	4	5	1.5-7	1-7	0	0-0	1	0-0	0
11/23/18	Houston	0	1	1	0.5-1	0-0	0	0-0	0	0-0	0
12/1/18	at UCF	3	1	4	0-0	0-0	0	0-0	0	0-0	0
12/22/18*	vs Wake Forest	5	1	6	0-0	0-0	0	0-0	0	0-0	0

DORCEUS' GAME-BY-GAME RECEIVING

Date	Opponent	No	Yds	Avg	TD	LG
11/3/18	at ECU	1	1	1.0	0	1



#97

DEFENSIVE LINE

WARDALIS DUCKWORTH

JUNIOR • TR
6-4 • 248
MIZE, MISS.
MIZE HS/JONES COUNTY JC

MAJOR: PROFESSIONAL STUDIES

2017-18 (JONES COUNTY JC)

Played two seasons for head coach Steve Buckley at Jones County Community College ... The Bobcats posted an 18-4 record and won consecutive Mississippi Association of Community and Junior Colleges (MACJC) South Division titles in his two seasons ... Helped Jones County to a 10-2 record and a win in the Mississippi Bowl in 2018 ... The 10-win season was the Bobcats' first since 2001 ... The bowl game win was the program's first since 1998 ... Jones County finished the season ranked No. 5 in the National Junior College Athletic Association (NJCAA) poll ... Logged 25 total stops (19 solo), 5.5 TFL and one sack in 2018 ... Set career-highs for total tackles (8), solo stops (7) and TFL (3) vs Hinds ... Member of the Bobcats defense that held opponents to just over 18 points a game ... As a freshman in 2017, had 32 total stops (21 solo) and six sacks.

HIGH SCHOOL

Played all four seasons for the Mize High School varsity squad ... Played for head coach Kenny Robinson ... Helped lead the Bulldogs to Mississippi High School Activities Association (MHSAA) Class 2A playoff berths all four years ... 2013 and 2014 squads advanced to the MHSAA Class 2A state playoff quarterfinal round ... Earned Mississippi Association of Coaches (MAC) All-State first team honors (DE) in 2015 and 2016.

PERSONAL

Son of Teresa Pittman and Trell Feazell ... Birthday is July 14 ... Professional studies major.



#5

TIGHT END

SEAN DYKES

SENIOR • 3L
6-2 • 221

HOUSTON, TEXAS
MANVEL HS

MAJOR: MARKETING

CAREER

Has seen action in 26 games, making 16 starts ... Has 31 catches for 579 yards and five TD ... Has a career-long reception of 63 yards ... Has six multi-reception games.

HONORS (ACADEMIC/ATHLETIC)

Tiger 3.0 Club for 2018 spring semester.

2018 (JUNIOR)

Played in 13 games, including the Birmingham Bowl ... Made eight starts ... Did not play in the home game vs South Alabama ... Hauled in 13 catches for 196 yards and three TD ... Logged three multi-catch games ... Had a season-long 34-yard reception at Tulane ... Tied career-high with three receptions vs Connecticut (62 yards) and UCF (29 yards) in The American Championship Game ... In season opener vs Mercer, had two catches for 20 yards and a TD ... Score came on a 5-yard pass from Brady White for a 49-0 lead late in the second quarter ... Collected 54 of 62 yards vs Connecticut on two catches in the second quarter ... His first catch for 26 yards pushed the Tigers to midfield, and two plays later, Patrick Taylor Jr. scored from 35 yards out ... His second reception in the quarter, a 28-yarder, moved Memphis into Huskies' territory just before halftime ... Scored second TD of season vs UCF in The American Championship Game ... TD was a 4-yard strike from Darrell Henderson with :21 left before half-time ... Played vs Wake Forest in the Birmingham Bowl.

2017 (SOPHOMORE)

Saw action in all 13 games, including the AutoZone Liberty Bowl ... Made eight starts ... Pulled in 15 receptions for 346 yards and three scores ... Logged three multi-catch games ... Scored first collegiate TD on a 30-yard pass from Riley Ferguson in a road win at Connecticut ... Had a career-high three catches vs Navy and UCF (The American Championship Game) ... Totaled 37 yards on his three receptions in the home win over Navy ... Against UCF in the conference title game, piled up a career-high 161 yards on his three catches ... The 161 yards are the 14th-most receiving yards for a single game in program history ... His 53.7 yards/catch is a single-game school record (min. 3 receptions; previous record was 40.5 ypc by Duke Calhoun in 2009) ... His career-long 63-yard reception came at the end of the first quarter vs UCF, moving Memphis deep into Knights' territory and setting up the Tigers' second TD of the game ... Had two catches for 41 yards and a TD in the comeback victory at Houston ... Hauled in the game-winning TD from Ferguson from 21 yards out with only 1:28 on the clock ... Registered one catch for 14 yards vs Iowa State in the AutoZone Liberty Bowl.

2016 (FRESHMAN)

Played in 10 games ... Made one start ... Made collegiate debut in a home win over Kansas ... Earned first collegiate start in a road contest at Navy ... Had three catches for 37 yards ... Hauled in first catch of his college career vs the Midshipmen ... The reception was a season-long 30-yard catch ... Reception was a part of a scoring drive that helped pull Memphis to within seven at 35-28 in the fourth quarter ... Also had catches in road wins at SMU (1 yard) and Cincinnati (6 yards).

HIGH SCHOOL

Named all-offense first team and earned All-District 22-6A honors as a senior while playing for head coach Kirk Martin ... As a senior, helped lead the Mavericks to an 11-3 overall record and an appearance in University Interscholastic League (UIL) state playoffs quarterfinal round ... In three years on the varsity roster, caught 83 passes for 1,454 yards and 29 TD, including 14 scores his senior campaign ... Led Mavericks in receptions (37), receiving yards (658) and TD (14) in 2015 ... Also ran the ball three times for 61 yards as a senior ... Holds a school record of eight catches for 203 yards and three TD in a game ... Ranked the No. 21 football recruit in the Greater Houston area by the *Houston Chronicle* ... Also a three-year letterwinner for the Mavericks basketball team ... Played on the Team Texas Elite AAU basketball team for coaches Eric King and T.J. Ford ... Dykes received Tournament MVP honors at the 7v7 IMG Championships.

PERSONAL

Son of Billy Dykes and the late Jessica Dykes ... Birthday is May 14 ... His dad played football at Oklahoma from 1988-92, and his uncle, Hart Lee, played for both Oklahoma State and the New England Patriots ... Marketing major.

DYKES' CAREER RECEIVING STATISTICS

YR	G/S	NO	YDS	AVG/C	TD	LG	REC/G	AVG/G
2016	10/1	3	37	12.3	0	30	0.3	3.7
2017	13/8	15	346	23.1	3	63	1.2	26.6
2018	13/8	13	196	15.1	2	34	1.0	15.1
Total	36/17	31	579	18.7	5	63	0.9	16.1

DYKES' CAREER HIGHS

Pass Receptions	3, 4x, last at UCF, Dec. 1, 2018
Receiving Yards	161, at UCF, Dec. 2, 2017
Long Reception	63, at UCF, Dec. 2, 2017
Receiving Touchdowns	1, 5x, last at UCF, Dec. 1, 2018

DYKES' GAME-BY-GAME RECEIVING

Date	Opponent	No	Yds	Avg	TD	LG
9/3/16	SEMO	Did Not Play				
9/17/16	Kansas	0	0	0.0	0	0
9/24/16	Bowling Green	0	0	0.0	0	0
10/1/16	at Ole Miss	0	0	0.0	0	0
10/6/16	Temple	0	0	0.0	0	0
10/14/16	at Tulane	0	0	0.0	0	0
10/22/16*	at Navy	1	30	30.0	0	30
10/29/16	Tulsa	0	0	0.0	0	0
11/5/16	at SMU	1	1	1.0	0	1
11/12/16	USF	0	0	0.0	0	0
11/18/16	at Cincinnati	1	6	6.0	0	6
11/25/16	Houston	Did Not Play				
12/20/16	vs WKU	Did Not Play				
8/31/17	ULM	0	0	0.0	0	0
9/16/17*	UCLA	1	7	7.0	0	7
9/23/17	SIU	1	3	3.0	0	3
9/30/17*	at UCF	1	9	9.0	0	9

2019 MEMPHIS TIGERS

DYKES' GAME-BY-GAME RECEIVING

Date	Opponent	No	Yds	Avg	TD	LG
10/6/17*	at UConn	1	30	30.0	1	30
10/14/17*	Navy	3	37	12.3	0	17
10/19/17*	at Houston	2	41	20.5	1	21
10/27/17*	Tulane	1	38	38.0	1	38
11/3/17	at Tulsa	0	0	0.0	0	0
11/18/17*	SMU	1	6	6.0	0	6
11/25/17	ECU	0	0	0.0	0	0
12/2/17	at UCF	3	161	53.7	0	63
12/30/17*	vs Iowa State	1	14	14.0	0	14
9/1/18*	Mercer	2	20	10.0	1	15
9/8/18*	at Navy	1	14	14.0	0	14
9/14/18*	Georgia State	0	0	0.0	0	0
9/22/18	South Alabama	<i>Did Not Play</i>				
9/28/18	at Tulane	1	34	34.0	0	34
10/6/18*	UConn	3	62	20.7	0	28
10/13/18*	UCF	1	19	19.0	0	19
10/20/18	at Missouri	0	0	0.0	0	0
11/3/18*	at ECU	0	0	0.0	0	0
11/10/18	Tulsa	1	8	8.0	0	8
11/16/18*	at SMU	1	10	10.0	0	10
11/23/18	Houston	0	0	0.0	0	0
12/1/18	at UCF	3	29	9.7	1	19
12/22/18*	vs Wake Forest	0	0	0.0	0	0

in the district ... Team tied for the TSSAA Class 5A Region 4 championship ... The 2015 Golden Eagles advanced to the TSSAA Class 5A/Division I playoffs semifinal round for a second-straight season ... Named to the All-District 6-AAA second team his sophomore season ... Had 11 receptions for 184 yards and three TD ... In 2014, helped the Golden Eagles to a 13-1 overall record and a 5-0 district mark ... Squad won the TSSAA District 6-AAA title ... Team's only loss was in the TSSAA Class 5A/Division I playoffs semifinal round ... Also played basketball as a sophomore in 2014-15 ... Named one of the basketball team's Scholar-Athletes.

PERSONAL

Son of Karen and Greg Edwards ... Birthday is October 12 ... Management major.



#50 **TIGHT END**

JARED EDWARDS

R-FRESHMAN • SQ
6-4 • 281

EVENSVILLE, TENN.
RHEA COUNTY HS

MAJOR: MANAGEMENT



#74 **OFFENSIVE LINE**

ISAAC ELLIS

R-FRESHMAN • 1L
6-2 • 310

MONROE, LA.
CARROLL HS

MAJOR: HISTORY

CAREER

Returns for his second year after a redshirt season in 2018 ... Has seen action in three games on the offensive line (51 snaps) ... Has four years of eligibility remaining.

HONORS (ACADEMIC/ATHLETIC)

Tiger 3.0 Club for 2018 spring and 2019 spring semesters ... 2018-19 American Athletic Conference All-Academic Team.

2018 (FRESHMAN)

Redshirted ... Before decision to redshirt, played in three games (51 snaps) ... Saw action on a career-high 34 snaps in the season opener vs Mercer ... Also played snaps vs Georgia State (8) and Connecticut (9) ... Member of the 2018 squad that went 8-6, won the American Athletic Conference West Division title, played in The American Championship Game and earned a Birmingham Bowl berth ... The 2018 Tigers overcame a three-game deficit heading into the month of November to win the league's West Division crown.

HIGH SCHOOL

Four-year varsity performer for head coach Jackie Hamilton at Carroll High School in Monroe, La. ... All-State offensive lineman ... Helped lead Bulldogs to consecutive winning seasons and back-to-back District 2-3A championships in 2015 (8-4 record) and 2016 (9-3) ... Team earned Louisiana High School Athletic Association (LHSAA) Class 3A state playoffs berths both seasons ... As a senior in 2017, helped pave the way for All-District 2-3A running back Fantoryian Pendleton, who ran for 871 yards and 13 TD ... 2017 honora included: Louisiana Football Coaches Association (LFCA) All-State first team, Louisiana Sports Writers Association (LSWA) All-State honorable mention, LHSAA Class 3A All-State honorable mention, All-Northeast Louisiana Big School Team, *The*

CAREER
Returns for his second year after a redshirt season in 2018 ... Has four years of eligibility remaining.

HONORS (ACADEMIC/ATHLETIC)

Dean's List for 2018 spring semester ... Tiger 3.0 Club for 2018 spring and 2019 spring semesters.

2018 (FRESHMAN)

Redshirted ... Member of the 2018 squad that went 8-6, won the American Athletic Conference West Division title, played in The American Championship Game and earned a Birmingham Bowl berth ... The 2018 Tigers overcame a three-game deficit heading into the month of November to win the league's West Division crown.

HIGH SCHOOL

Three-year starter at tight end for head coach Mark Pemberton ... Primarily used as a run blocker in the Rhea County High School offense ... Career statistics were: 23 receptions, 416 yards and five TD ... Member of Golden Eagles teams that had a combined 32-8 record, won three district crowns and earned three-straight Tennessee Secondary School Athletic Association (TSSAA) playoffs berths ... A 2016 Tennessee Sports Writers Association (TSWA) Class 5A All-State pick ... Had five catches for 46 yards and one score ... Helped block for nearly three 1,000-yard rushers in 2016 (rushing trio combined for 3,075 yards) ... Team went 9-3 overall and 6-0 in district play ... Golden Eagles won the TSSAA Class 5A Region 4 title ... Squad received a TSSAA Class 5A/Division I playoffs berth and advanced to the second round ... As a junior in 2014, had seven catches for 186 yards and one TD ... His Rhea County High School team went 10-4 overall and 5-1

Ouachita Citizen All-Parish first team and All-District 2-3A ... Named a 2016 *USA Today* All-America second team after an outstanding junior season ... Other 2016 honorees were: American Family Insurance ALL-USA Louisiana first team, LFCA All-State second team and *The Ouachita Citizen* All-Parish second team ... Named All-District 2-3A first team his freshman and sophomore seasons.

PERSONAL

Son of Dana McFee and Elbert Williams ... Birthday is October 11 ... History major.

ELLIS' CAREER OFFENSIVE LINE STATISTICS

YR	GAMES/STARTS	PLAYS/TOTAL TEAM PLAYS
2018	3/0	51/206
Total	3/0	51/206

ELLIS' CAREER HIGHS

Offensive Plays | 34, vs Mercer, Sept. 1, 2018

ELLIS' GAME-BY-GAME OFFENSIVE LINE

Date	Opponent	Position - Plays
9/1/18	Mercer	Center - 34/84
9/8/18	at Navy	Did Not Play
9/14/18	Georgia State	Center - 8/63
9/22/18	South Alabama	Did Not Play
9/28/18	at Tulane	Did Not Play
10/6/18	UConn	Center - 9/59
10/13/18	UCF	Did Not Play
10/20/18	at Missouri	Did Not Play
11/3/18	at ECU	Did Not Play
11/10/18	Tulsa	Did Not Play
11/16/18	at SMU	Did Not Play
11/23/18	Houston	Did Not Play
12/1/18	at UCF	Did Not Play
12/22/18	vs Wake Forest	Did Not Play



#77

OFFENSIVE LINE

OBINNA EZE

R-SOPHOMORE • 1L

6-8 • 303

NASHVILLE, TENN.

DAVIDSON ACADEMY

MAJOR: FINANCE

CAREER

Member of the team for two seasons ... Saw first season of on-field action in 2018 after redshirting in 2017 ... Has played in six games on the offensive line ... Has 67 total snaps ... Has three years of eligibility remaining.

HONORS (ACADEMIC/ATHLETIC)

2017-18 American Athletic Conference All-Academic Team ... Tiger 3.0 Club for the 2017 fall and 2018 fall semesters.

2018 (REDSHIRT FRESHMAN)

Played in six games, seeing action exclusively at left tackles ... Totaled 67 snaps ... Made collegiate debut in the season opener vs Mercer ... Played a career-high 34 snaps vs the Bears ... Saw action in his first American Athletic Conference game in a home win over Connecticut (9 snaps) ... Played 10 snaps in a home victory over Tulsa.

2017 (FRESHMAN)

Redshirted ... Member of 2017 squad that went 10-3, won The American West Division title (7-1 league record) and played in The American Championship Game ... Squad earned the program's first Liberty Bowl bid and played in the hometown's postseason classic.

HIGH SCHOOL

First season of varsity football in 2016 ... A junior varsity player his junior season in 2015 due to Tennessee Secondary School Athletic Association (TSSAA eligibility) rules pertaining to exchange students ... A native of Nigeria, originally came to the United States to play basketball ... Played for head coach Jonathan Quinn at Davidson Academy ... Consensus top-30 OT nationally by Scout.com (No. 19), 247Sports.com (No. 21), Rivals.com (No. 24) and ESPN.com (No. 27) ... Scout.com rates him the No. 2 OT in the state of Tennessee and No. 8 OT in the South ... Consensus top-10 player in the state of Tennessee by Scout.com (No. 8), Rivals.com (No. 9), 247Sports.com (No. 9) and ESPN.com (No. 9) ... In his one season, blocked for an offense that accounted for 2,743 passing yards and 2,095 rushing yards ... Helped pave the way for the Bears offensive unit that averaged 439.9 total yards of offense and 35.9 points per game ... Led the Bears to a 7-4 record and a TSSAA Division II Class A playoffs berth ... Named to the Tennessee Sports Writers Association (TSWA) Division II-A All-State team ... Represented the West team in the 2016 Toyota East-West All-Star Classic (West won 45-21) ... Participated in Nike's The Opening, a four-day event for the nation's top high school prospects held at Nike Headquarters in Beaverton, Oregon.

PERSONAL

Son of Chuma and Ifeoma Eze, both of whom live in Nigeria ... His guardians in the United States are Maurice and Jennifer Fitzgerald ... Has four siblings in Nigeria: Tuvia, Sandra, Stephanie and Precious ... Also has two foster siblings in Nigel and Emerson Fitzgerald ... Birthday is June 12 ... Finance major.

EZE'S CAREER OFFENSIVE LINE STATISTICS

YR	GAMES/STARTS	PLAYS/TOTAL TEAM PLAYS
2018	6/0	67/441
Total	6/0	67/441

EZE'S CAREER HIGHS

Offensive Plays | 34, vs Mercer, Sept. 1, 2018

EZE'S GAME-BY-GAME OFFENSIVE LINE

Date	Opponent	Position - Plays
9/1/18	Mercer	Left Tackle - 34/84
9/8/18	at Navy	Did Not Play
9/14/18	Georgia State	Left Tackle - 8/63
9/22/18	South Alabama	Tackle - 3/76
9/28/18	at Tulane	Did Not Play
10/6/18	UConn	Left Tackle - 9/59
10/13/18	UCF	Did Not Play
10/20/18	at Missouri	Left Tackle - 3/81
11/3/18	at ECU	Did Not Play
11/10/18	Tulsa	Left Tackle - 10/78
11/16/18	at SMU	Did Not Play
11/23/18	Houston	Did Not Play
12/1/18	at UCF	Did Not Play

2019 MEMPHIS TIGERS

EZE'S GAME-BY-GAME OFFENSIVE LINE

Date	Opponent	Position - Plays
12/22/18	vs Wake Forest	Did Not Play



#80 WIDE RECEIVER

COYE' FAIRMAN

R-SOPHOMORE • SQ
6-3 • 203

HUMBLE, TEXAS
ATASCOCITA HS

MAJOR: PUBLIC RELATIONS

CAREER

Member of the team for two seasons ... Did not see game action in 2018 ... Redshirted in 2017 ... Has four years of eligibility remaining.

HONORS (ACADEMIC/ATHLETIC)

Tiger 3.0 Club for the 2018 spring semester.

2018 (REDSHIRT FRESHMAN)

Did not see any game action ... Member of the 2018 squad that went 8-6, won the American Athletic Conference West Division title, played in The American Championship Game and earned a Birmingham Bowl berth ... The 2018 Tigers overcame a three-game deficit heading into the month of November to win the league's West Division crown.

2017 (FRESHMAN)

Redshirted ... Joined the Memphis roster in January 2017 ... Member of 2017 squad that went 10-3, won The American West Division title (7-1 league record) and played in The American Championship Game ... Squad earned the program's first Liberty Bowl bid and played in the hometown's postseason classic.

HIGH SCHOOL

Two-year varsity performer at Atascocita High School ... Career stats included: 87 catches for 1,479 yards ... As a senior, hauled in 80 receptions for 1,375 yards and 18 TDs ... Also had one fumble return for TD and one kick return for TD ... Earned 2015 University Interscholastic League (UIL) All-District 16-6A first team honors ... Member of the Eagles 2015 squad that advanced to the UIL Class 6A Division I state playoffs quarterfinals ... As a junior, received 2014 UIL All-District 16-6A honorable mention ... Also ran track and field at Atascocita High School and 20 TD ... Also had a fumble return for TD and kick return for TD.

PERSONAL

Son of Antionette Shelby and David Fairman ... Has two sisters, Jasimere and Tominika, and one brother, Keelan Shelby ... Birthday is March 18 ... Cousin, Patrick Taylor Jr., is a senior running back on the Memphis roster ... Both Coye' and Taylor played at Atascocita High School ... His uncle, Patrick Taylor Sr., played football at Nicholls State, and his cousin, Nadia, is currently a softball player for the Chicago Bandits in the National Pro Fastpitch League (she also played college softball at Texas) ... Public relations major.



#71 OFFENSIVE LINE

EVAN FIELDS

R-FRESHMAN • SQ
6-5 • 293

SHARPSBURG, GA.
EAST COWETA HS

MAJOR: ENGINEERING TECHNOLOGY

CAREER

Returns for his second year after a redshirt season in 2018 ... Has four years of eligibility remaining.

HONORS (ACADEMIC/ATHLETIC)

2018-19 American Athletic Conference All-Academic Team.

2018 (FRESHMAN)

Redshirted ... Member of the 2018 squad that went 8-6, won the American Athletic Conference West Division title, played in The American Championship Game and earned a Birmingham Bowl berth ... The 2018 Tigers overcame a three-game deficit heading into the month of November to win the league's West Division crown.

HIGH SCHOOL

Three-year varsity performer for head coach John Small at East Coweta High School ... Helped lead the Indians to consecutive 8-3 seasons and back-to-back Georgia High School Association (GHSAA) Class 7A state playoffs appearances ... In 2016, East Coweta was the Region 2-7A runner-up ... Two-time All-Region 2-7A first team (2016, 2017) ... Two-time *Newnan Times-Herald* All-County first team (2016, 2017) ... 2017 All-Coweta Score first team ... As a senior in 2017, helped pave the way for Gerald Green, the All-Coweta Score MVP and a 1,000-yard rusher ... The 2017 Indians offense piled up over 3,200 yards of total offense ... As a junior in 2016, blocked for Devonte Brown, the *Newnan Times-Herald* All-County co-Offensive Player of the Year that ran for 981 yards and 12 TD ... Competed in the 2016 Georgia Junior Bowl game ... Also an outstanding wrestler in high school ... Won the 285-pound weight class title at the 2017 Coweta County Wrestling Championships ... Placed third at the GHSAA wrestling sectionals and advanced to the state competition in 2018 ... East Coweta is the high school alma mater of former Tigers punter Spencer Smith.

PERSONAL

Son of Marcia and Doug Fields ... Birthday is November 12 ... Engineering technology major.



#24 RUNNING BACK

CAMERON FLEMING

R-FRESHMAN • 1L
5-7 • 176

CEDAR HILL, TEXAS
CEDAR HILL HS

MAJOR: SPORT AND LEISURE MANAGEMENT

CAREER

Returns for his second year after a redshirt season in 2018 ... Has seen action in two games ... Has seven

carries for 25 yards ... Has a long rush of 13 yards ... Has four years of eligibility remaining.

HONORS (ACADEMIC/ATHLETIC)

2018-19 American Athletic Conference All-Academic Team.

2018 (FRESHMAN)

Redshirted ... Before decision to redshirt, played in two games in the offensive backfield ... Saw action in the season opener vs Mercer ... Rushed for 21 yards on five carries vs the Bears ... Had a season-long rush of 13 yards ... Ran the ball two times for four yards in a home win over Connecticut ... Member of the 2018 squad that went 8-6, won the American Athletic Conference West Division title, played in The American Championship Game and earned a Birmingham Bowl berth ... The 2018 Tigers overcame a three-game deficit heading into the month of November to win the league's West Division crown.

HIGH SCHOOL

Two-year varsity player for head coach Carlos Lynn at Cedar Hill High School ... Finished career with 761 rushing yards and nine TD ... Averaged 8.0 ypc in his career ... Totaled 1,441 all-purpose yards in his career ... Rushed for 354 yards and three TD as a senior in 2017 ... 2017 All-District 7-6A first team running back ... Unanimous selection to the all-district team ... Ranked among *The Star-Telegram's* 2018 DFW Top-100 recruits (No. 58) ... Prior to senior season, ranked among *Dallas Morning News SportsDay's* Area Top-50 (No. 35) ... Rushed for 409 yards on 41 carries (9.97 ypc) with six TD as a junior in 2016 ... 2016 District 7-6A Special Teams MVP ... Helped lead Cedar Hill to an 11-3 record in 2016 ... The Longhorns advanced to the University Interscholastic League (UIL) Class 6A Division II state playoffs quarterfinal round ... Track and field performer at Cedar Hill ... Competed in the 100 meters and 4x100 meter and 4x200 meter relays ... Won the 100 meters at the 2018 District 7-6A meet ... Advanced to the UIL Class 6A state championships in both relays ... The 4x100 relay placed third and 4x200 relay fifth ... Member of the 4x100 relay that earned *Dallas Morning News SportsDay* All-Area accolades.

PERSONAL

Son of Herbert Fleming and Tenecia Whiten ... Birthday is March 4 ... Sport and leisure management major.

FLEMING'S CAREER RUSHING STATISTICS

YR	G/S	NO	YDS	AVG/R	TD	LG	AVG/G
2018	2/0	7	25	3.6	0	13	12.5
Total	2/0	7	25	3.6	0	13	12.5

FLEMING'S CAREER HIGHS


Rushes	5, vs Mercer, Sept. 1, 2018
Long Rush	13, vs Mercer, Sept. 1, 2018

FLEMING'S GAME-BY-GAME RUSHING

Date	Opponent	No	Yds	Avg	TD	LG
9/1/18	Mercer	5	21	4.2	0	13
9/8/18	at Navy			<i>Did Not Play</i>		
9/14/18	Georgia State			<i>Did Not Play</i>		
9/22/18	South Alabama			<i>Did Not Play</i>		
9/28/18	at Tulane			<i>Did Not Play</i>		

FLEMING'S GAME-BY-GAME RUSHING

Date	Opponent	No	Yds	Avg	TD	LG
10/6/18	UConn	2	4	2.0	0	4
10/13/18	UCF			<i>Did Not Play</i>		
10/20/18	at Missouri			<i>Did Not Play</i>		
11/3/18	at ECU			<i>Did Not Play</i>		
11/10/18	Tulsa			<i>Did Not Play</i>		
11/16/18	at SMU			<i>Did Not Play</i>		
11/23/18	Houston			<i>Did Not Play</i>		
12/1/18	at UCF			<i>Did Not Play</i>		
12/22/18	vs Wake Forest			<i>Did Not Play</i>		



#16

QUARTERBACK

SKY FOREST

FRESHMAN • HS

6-5 • 230

MEMPHIS, TENN.

LAUSANNE COLLEGIATE SCHOOL

MAJOR: ARCHITECTURE

HIGH SCHOOL

Four-year varsity member for the Lausanne Collegiate High School program from 2015-18 ... The Lynx posted a 46-5 combined record in his four years, including a Shelby County high school record 38-straight wins from 2016-18 ... Lausanne won back-to-back Tennessee Secondary School Athletic Association (TSSAA) Division II-AA state championships in 2016 (14-0) and 2017 (13-0) ... State runner-up in 2018 (11-1) ... Dual-threat QB who moved into a starting role as a junior in 2017 ... In his four seasons, compiled 2,479 yards on 144-of-270 passing ... Threw 26 TD passes ... Ran the ball 126 times for 691 yards and three scores ... Earned Division II-AA All-Region first team honors in 2018 ... Also played basketball for the Lynx ... In 2017, earned *Commercial Appeal* Division II All-Metro team accolades ... The Lynx posted a 23-8 record and won the state championship ... Played AAU basketball with the Bluff City Legends.

PERSONAL

Son of Kourtney and Darian Custis ... Birthday is September 1 ... Architecture major.



#45

DEFENSIVE BACK

RAYMOND FRACCHIA

FRESHMAN • HS

5-11 • 187

MEMPHIS, TENN.

CHRISTIAN BROTHERS HS

MAJOR: ECONOMICS

HIGH SCHOOL


Varsity member of the Christian Brothers High School squad for four seasons from 2015-18 ... Purple Wave combined for a 40-12 record and four-straight Tennessee Secondary School Athletic Association (TSSAA) playoff appearances ... Christian Brothers advanced to the state semifinal round in 2015 and 2017 and quarterfinal round in 2016 and 2018 ... Played at defensive back and wide receiver for the Purple Wave ... Earned Division II-AAA All-Region first team honors at defensive back in 2018 ... Also played four seasons (2016-19) of varsity lacrosse for

2019 MEMPHIS TIGERS

the Purple Wave ... For his career, scored 162 points on 115 goals and 47 assists ... Had 198 shots on goal and 110 ground balls ... Most productive season was his senior campaign, scoring 100 points on 68 goals and 32 assists ... 2019 finalist for The *Commercial Appeal's* lacrosse Player of the Year award ... Earned *Commercial Appeal* All-Metro honors ... Also picked up Tennessee Scholastic Lacrosse Association (TSLA) Division I All-Region first team and Tennessee/U.S. Lacrosse All-America accolades.

PERSONAL

Son of Ray and Rachel Fracchia ... Birthday is October 23 ... Economics major.



#32 DEFENSIVE BACK
JACOBI FRANCIS
 R-JUNIOR • 2L
 5-10 • 186
 COVINGTON, GA.
 NEWTON HS
 MAJOR: SPORT AND LEISURE MANAGEMENT

CAREER

Has played in 26 games ... Has 30 total tackles (23 solo), three TFL, seven PBU, one interception, one forced fumble, one fumble recovery and one QB hurry ... Has seven multi-tackle games ... Redshirted the 2016 season and has two years of eligibility remaining.

HONORS (ACADEMIC/ATHLETIC)

Tiger 3.0 Club for the 2017 fall and 2018 fall semesters.

2018 (REDSHIRT SOPHOMORE)

Played in all 14 games, including the Birmingham Bowl ... Credited with 24 total tackles (18 solo), including three TFL ... Had five multi-tackle performances ... Recorded one interception and three PBU ... Had one forced fumble and one fumble recovery ... Only player on defense to register an interception, forced fumble and fumble recovery ... Logged a career-high six total hits (3 solo) at Tulane ... Added a PBU vs the Green Wave ... Recorded first collegiate forced fumble in the season opener vs Mercer ... Registered first collegiate interception in a home win over Connecticut ... His pick came in the second quarter vs the Huskies and led to a Patrick Taylor Jr. 35-yard TD run ... Also had three total hits (2 solo) vs Connecticut ... Credited with first career TFL in the regular-season match-up with UCF ... Logged a career-high four solo stops in a win at ECU ... Tied a career-high with two PBU in a home win over Houston, a victory that clinched the league's West Division title for the Tigers ... Had one solo hit vs Wake Forest in the Birmingham Bowl.

2017 (REDSHIRT FRESHMAN)

Saw action in 12 of 13 games, including the AutoZone Liberty Bowl ... Totaled six tackles (5 solo), four PBU and one QB hurry ... Made his collegiate debut in the home win over UCLA ... Had one PBU vs the Bruins ... His PBU ended UCLA's last scoring threat near midfield with :56 left in the contest ... Registered his first collegiate tackle, a solo hit, in a home win over Southern Illinois ... Had a season-high two tackles (1 solo) in the road win at

Houston ... Posted a career-high two PBU in a road victory at Tulsa ... Tied his season-high with two tackles vs Iowa State in the AutoZone Liberty Bowl ... Both were solo stops, also a career high.

2016 (FRESHMAN)

Redshirted ... Member of the 2016 squad that went 8-5 and earned a Boca Raton Bowl berth.

HIGH SCHOOL

Two-year varsity performer for Newton High School ... Helped lead Newton High School to a combined 16-7 record over his final two seasons ... Rams went 7-4 in 2014 and 9-3 in 2015 ... Had over 50 total tackles and two interceptions in his two seasons ... The 2015 Rams won the Georgia Region 2-AAAAAA championship for the first time since 1987 ... Newton High School earned a post-season berth and advanced to the Georgia Class AAAAAA state playoffs second round ... Earned 2015 All-Newton Country honorable mention distinction.

PERSONAL

Son of Dawn Morgan and Johnny Simmons ... Birthday is September 6 ... Sport and leisure management major.

FRANCIS' CAREER DEFENSIVE STATISTICS


YR	G/S	UT	AT	TOT	PD	FR	FF	TFL	SK	INT	QBH
2017	12/0	5	1	6	4	0-0	0	0-0	0-0	0-0	0
2018	14/3	18	6	24	4	1-0	1	3-6	0-0	1-1	0
Total	26/3	23	7	30	8	1-0	1	3-6	0-0	1-1	0

FRANCIS' CAREER HIGHS

Tackles	6, at Tulane, Sept. 28, 2018
Tackles for Loss	1, 3x, last at SMU, Nov. 16, 2018
Forced Fumbles	1, vs Mercer, Sept. 1, 2018
Fumble Recoveries	1, vs South Alabama, Sept. 22, 2018
Pass Breakups	2, 2x, last vs Houston, Nov. 23, 2018
Quarterback Hurries	1, vs SMU, Nov. 18, 2017
Interceptions	1, vs UConn, Oct. 6, 2018

FRANCIS' GAME-BY-GAME DEFENSE

Date	Opponent	UT	AT	TT	TFL	SK	FF	FR	PD	INT	QBH
9/16/17	UCLA	0	0	0	0-0	0-0	0	0-0	1	0-0	0
9/23/17	SIU	1	0	1	0-0	0-0	0	0-0	0	0-0	0
9/30/17	at UCF	0	0	0	0-0	0-0	0	0-0	0	0-0	0
10/6/17	at UConn	0	0	0	0-0	0-0	0	0-0	0	0-0	0
10/14/17	Navy	0	0	0	0-0	0-0	0	0-0	0	0-0	0
10/19/17	at Houston	1	1	2	0-0	0-0	0	0-0	0	0-0	0
10/27/17	Tulane	0	0	0	0-0	0-0	0	0-0	0	0-0	0
11/3/17	at Tulsa	0	0	0	0-0	0-0	0	0-0	2	0-0	0
11/18/17	SMU	0	0	0	0-0	0-0	0	0-0	1	0-0	1
11/25/17	ECU	1	0	1	0-0	0-0	0	0-0	0	0-0	0
12/2/17	at UCF	0	0	0	0-0	0-0	0	0-0	0	0-0	0
12/30/17	vs Iowa St	2	0	2	0-0	0-0	0	0-0	0	0-0	0
9/1/18	Mercer	1	0	1	0-0	0-0	1	0-0	0	0-0	0
9/8/18	at Navy	1	0	1	0-0	0-0	0	0-0	0	0-0	0
9/14/18	Georgia State	0	1	1	0-0	0-0	0	0-0	0	0-0	0
9/22/18	S Alabama	1	0	1	0-0	0-0	0	1-0	0	0-0	0
9/28/18*	at Tulane	3	3	6	0-0	0-0	0	0-0	1	0-0	0
10/6/18	UConn	2	1	3	0-0	0-0	0	0-0	0	1-1	0
10/13/18	UCF	1	0	1	1-1	0-0	0	0-0	0	0-0	0
10/20/18*	at Missouri	2	0	2	1-2	0-0	0	0-0	0	0-0	0
11/3/18*	at ECU	4	0	4	0-0	0-0	0	0-0	0	0-0	0
11/10/18	Tulsa	0	1	1	0-0	0-0	0	0-0	0	0-0	0
11/16/18	at SMU	2	0	2	1-3	0-0	0	0-0	0	0-0	0
11/23/18	Houston	0	0	0	0-0	0-0	0	0-0	2	0-0	0
12/1/18	at UCF	0	0	0	0-0	0-0	0	0-0	0	0-0	0
12/22/18	vs Wake Forest	1	0	1	0-0	0-0	0	0-0	0	0-0	0



#19 **RUNNING BACK**
KENNETH GAINWELL
R-FRESHMAN • 1L
5-11 • 191
 YAZOO CITY, MISS.
 YAZOO COUNTY HS
MAJOR: SPORT AND LEISURE MANAGEMENT

CAREER

Returns for his second year after a redshirt season in 2018 ... Has seen action in four games ... Has four carries for 91 yards and a TD ... Has a long rush of 72 yards ... Also has six receptions for 52 yards ... Has two solo tackles ... Has four years of eligibility remaining.

2018 (FRESHMAN)

Redshirted ... Before decision to redshirt, played in the season's first four games ... Rushed for 91 yards on four carries and scored a TD ... Pulled in six receptions for 52 yards ... Credited with two solo tackles as a member of the special teams unit ... In season opener vs Mercer, had two rushes for 11 yards, three catches for 26 yards and a solo hit ... Had two catches for 25 yards, including a season-long 14-yarder, at Navy ... Ran the ball twice for 80 yards and a score in a home win over Georgia State ... Scored first collegiate TD on a 72-yard scamper late in the fourth quarter ... The 72-yard rush was the third-longest by a Tiger in 2018 ... Posted second solo tackle of the season vs South Alabama ... Member of the 2018 squad that went 8-6, won the American Athletic Conference West Division title, played in The American Championship Game and earned a Birmingham Bowl berth ... The 2018 Tigers overcame a three-game deficit heading into the month of November to win the league's West Division crown.

HIGH SCHOOL

Three-year starter at quarterback for head coach Robert Dobbs at Yazoo County High School ... Four-year varsity player for the Panthers ... Member of four-straight winning squads at Yazoo County ... Panthers earned Mississippi High School Activities Association (MissHSAA) state playoffs berths all four years (4A in 2014; 3A in 2015-17) ... Four-year career numbers included: 8,412 total yards (4,730 rush/3,682 pass), 4,903 all-purpose yards (4,730 rush/142 kick return/31 punt return), 24 100-yard rushing games, 75 rushing TD, 32 TD passes and one kick return TD ... Accounted for 108 career TD ... Had a career 9.4 ypr average ... Helped lead Yazoo County to its best season in school history with a 14-1 record and an appearance in the MissHSAA Class 3A state championship game in 2017 ... Totaled 2,973 yards (1,834 rush/1,139 pass) his senior season ... Ran for 32 TD and passed for 10 scores ... His kick return for TD was a 65-yarder vs North Panola in the state playoffs (North Half championship) ... 2017 honors included: MissHSAA

Class 3A Mr. Football, Mississippi Association of Coaches (MAC) Class 3A Player of the Year, *USA Today* All-USA Mississippi second team, *Clarion Ledger* All-State first team honors ... Co-MVP of the 2017 Mississippi/Alabama High School All-Star Classic ... Rushed for 56 yards and three TD in Mississippi's all-star game victory.

PERSONAL

Son of Curtis and Monica Gainwell ... Birthday is March 14 ... Sport and leisure management major.

GAINWELL'S CAREER RUSHING STATISTICS

YR	G/S	NO	YDS	AVG/R	TD	LG	AVG/G
2018	4/0	4	91	22.8	1	72	22.8
Total	4/0	4	91	22.8	1	72	22.8

GAINWELL'S CAREER RECEIVING STATISTICS

YR	G/S	NO	YDS	AVG/C	TD	LG	REC/G	AVG/G
2018	4/0	6	52	8.7	0	14	1.5	13.0
Total	4/0	6	52	8.7	0	14	1.5	13.0

GAINWELL'S CAREER HIGHS

Points Scored	6, vs Georgia State, Sept. 14, 2018
Touchdowns	1, vs Georgia State, Sept. 14, 2018
Rushes	2, 2x, last vs Georgia State, Sept. 14, 2018
Long Rush	72, vs Georgia State, Sept. 14, 2018
Reception	3, vs Mercer, Sept. 1, 2018
Receiving Yards	26, vs Mercer, Sept. 1, 2018
Long Reception	14, at Navy, Sept. 8, 2018

GAINWELL'S GAME-BY-GAME RUSHING

Date	Opponent	No	Yds	Avg	TD	LG
9/1/18	Mercer	2	11	5.5	0	8
9/8/18	at Navy	0	0	0.0	0	0
9/14/18	Georgia State	2	80	40.0	1	72
9/22/18	South Alabama	0	0	0.0	0	0
9/28/18	at Tulane	Did Not Play				
10/6/18	UConn	Did Not Play				
10/13/18	UCF	Did Not Play				
10/20/18	at Missouri	Did Not Play				
11/3/18	at ECU	Did Not Play				
11/10/18	Tulsa	Did Not Play				
11/16/18	at SMU	Did Not Play				
11/23/18	Houston	Did Not Play				
12/1/18	at UCF	Did Not Play				
12/22/18	vs Wake Forest	Did Not Play				

GAINWELL'S GAME-BY-GAME RECEIVING

Date	Opponent	No	Yds	Avg	TD	LG
9/1/18	Mercer	3	26	8.6	0	11
9/8/18	at Navy	2	25	12.5	0	14
9/14/18	Georgia State	1	1	1.0	0	1
9/22/18	South Alabama	0	0	0.0	0	0
9/28/18	at Tulane	Did Not Play				
10/6/18	UConn	Did Not Play				
10/13/18	UCF	Did Not Play				
10/20/18	at Missouri	Did Not Play				
11/3/18	at ECU	Did Not Play				
11/10/18	Tulsa	Did Not Play				
11/16/18	at SMU	Did Not Play				
11/23/18	Houston	Did Not Play				
12/1/18	at UCF	Did Not Play				

2019 MEMPHIS TIGERS

GAINWELL'S GAME-BY-GAME RECEIVING

Date	Opponent	No	Yds	Avg	TD	LG
12/22/18	vs Wake Forest					<i>Did Not Play</i>



#34 LINEBACKER
TYLER GARVEY
 R-SOPHOMORE • 1L
 6-1 • 218
 COLLIERVILLE, TENN.
 COLLIERVILLE HS
 MAJOR: BIOMEDICAL ENGINEERING

CAREER

Member of the team for two seasons ... Saw first season of on-field action in 2018 after redshirting in 2017 ... Has played in 12 games, with most of his action coming on special teams ... Has one solo tackle ... Has three years of eligibility remaining.

HONORS (ACADEMIC/ATHLETIC)

2017-18, 2018-19 American Athletic Conference All-Academic Team ... Dean's List for the 2017 fall, 2018 spring, 2018 fall and 2019 spring semesters ... Tiger 3.0 Club for the 2017 fall, 2018 spring, 2018 fall and 2019 spring semesters.

2018 (REDSHIRT FRESHMAN)

Saw action in 12 games ... Played primarily on special teams ... Credited with one solo stop ... Made his collegiate debut in the season opener vs Mercer ... Played in his first American Athletic Conference game at Tulane ... Registered first career tackle, a solo hit, vs UCF in The American Championship Game ... Played vs Wake Forest in the Birmingham Bowl.

2017 (FRESHMAN)

Redshirted ... Member of 2017 squad that went 10-3, won The American West Division title (7-1 league record) and played in The American Championship Game ... Squad earned the program's first Liberty Bowl bid and played in the hometown's postseason classic.

HIGH SCHOOL

Played middle and outside linebacker at Collierville High School ... Named MVP of the AutoZone Liberty Bowl High School All-Star Game after recovering two fumbles ... Two-time All-Region 4-6A first team defense (LB) as a junior and senior ... In his two varsity seasons, registered 162 total tackles (124 solo), including 19 TFL ... Also had 16 PBU in those two seasons ... Logged 70 total stops (47 solo) and had 11 TFL and 11 PBU his senior season ... As a junior, had 92 tackles (77 solo) and added two interceptions, including a pick-six, and five PBU.

PERSONAL

Son of Angela Fransen and John Garvey ... Birthday is September 14 ... Biomedical engineering major.

GARVEY'S CAREER DEFENSIVE STATISTICS

YR	G/S	UT	AT	TOT	PD	FR	FF	TFL	SK	INT	QBH
2018	12/0	1	0	1	0	0-0	0	0-0	0-0	0-0	0
Total	12/0	1	0	1	0	0-0	0	0-0	0-0	0-0	0

GARVEY'S CAREER HIGHS

Tackles	1, at UCF, Dec. 1, 2018
---------	-------------------------

GARVEY'S GAME-BY-GAME DEFENSE

Date	Opponent	UT	AT	TT	TFL	SK	FF	FR	PD	INT	QBH
9/1/18	Mercer	0	0	0	0-0	0-0	0	0-0	0	0	0
9/8/18	at Navy										
<i>Did Not Play</i>											
9/14/18	Georgia State	0	0	0	0-0	0-0	0	0-0	0	0	0
9/22/18	S Alabama										
<i>Did Not Play</i>											
9/28/18	at Tulane	0	0	0	0-0	0-0	0	0-0	0	0	0
10/6/18	UConn	0	0	0	0-0	0-0	0	0-0	0	0	0
10/13/18	UCF	0	0	0	0-0	0-0	0	0-0	0	0	0
10/20/18	at Missouri	0	0	0	0-0	0-0	0	0-0	0	0	0
11/3/18	at ECU	0	0	0	0-0	0-0	0	0-0	0	0	0
11/10/18	Tulsa	0	0	0	0-0	0-0	0	0-0	0	0	0
11/16/18	at SMU	0	0	0	0-0	0-0	0	0-0	0	0	0
11/23/18	Houston	0	0	0	0-0	0-0	0	0-0	0	0	0
12/1/18	at UCF	1	0	1	0-0	0-0	0	0-0	0	0	0
12/22/18	vs Wake Forest	0	0	0	0-0	0-0	0	0-0	0	0	0



#14 WIDE RECEIVER
ANTONIO GIBSON
 SENIOR • 1L
 6-2 • 221
 STOCKBRIDGE, GA.
 EAGLE'S LANDING/EAST CENTRAL CC
 MAJOR: SPORT AND LEISURE MANAGEMENT

CAREER

Transferred to Memphis from East Central Community College prior to the 2018 season ... Has played in 14 games ... Has six receptions for 99 yards and two TD ... Has a long reception of 45 yards ... Has one kick return for two yards.

2018 (JUNIOR)

Played in all 14 games in his first season at the FBS level after transferring from East Central Community College ... Saw action at wide receiver and on special teams ... Hauled in six catches for 99 yards ... Had two TD receptions ... Posted a long catch of 45 yards ... Made FBS debut in the season opener vs Mercer ... Recorded career-highs for catches (3) and receiving yards (68) vs the Bears ... Had a career-long 45-yard catch vs Mercer ... Collected 54 of his 68 yards vs Mercer on two catches late in the second quarter ... His two receptions of 45 and nine yards (back-to-back) moved the Tigers from their 27-yard line to inside the Mercer 20 ... Four plays later, Memphis scored on a Brady White-to-Kedarian Jones 3-yard TD pass at the halftime horn ... Scored his first FBS TD on an 11-yard strike from White in a home win over Georgia State ... TD came in the second quarter and increased the Memphis lead to 28-10 over the Panthers ... Caught his first pass in American Athletic Conference play in a home win over Connecticut ... Had two receptions for 20 yards and TD vs the Huskies ... His TD was a 17-yard pass from Connor Adair in the fourth quarter ... Saw action in his first conference game at Navy ... Recorded his first collegiate kick return for two yards vs South Alabama... Also saw game action vs UCF in The American Championship Game and vs Wake Forest in the Birmingham Bowl.

2016-17 (EAST CENTRAL CC)

Two-year performer for head coach Ken Karcher at East Central Community College in Decatur, Mississippi

... Career statistics included: 19 games, 50 receptions, 871 receiving yards, 13 TD, 27 kick returns, 554 kick-return yards and 249 rushing yards ... As a sophomore in 2017, caught 21 passes for 308 yards and four TD ... Also rushed for 93 yards and two scores ... Named to the 2017 All-Mississippi Association of Community and Junior Colleges (MACJC) first team ... As a freshman, rolled up 1,089 all-purpose yards (108.9 ypg) ... Had 563 receiving yards, 370 kick-return yards and 156 rushing yards ... Led the Warriors in receptions (29), receiving yards (563), receiving TD (9), kick returns (20) and kick-return yards (370) ... Earned 2016 All-MACJC second team recognition.

HIGH SCHOOL

Played both sides of the ball (WR/FS) for head coach Joe Teknipp at Eagle's Landing High School ... Starred his final two seasons ... Senior/junior seasons combined statistics included: 2,680 total yards (940 rush/136 pass/1,604 receive), 3,132 all-purpose yards (940 rush/1,604 receive/332 kick return/256 punt return) and 30 TD scored ... Also had 22 career tackles (20 solo), seven PBU, four interceptions and two fumble recoveries ... Helped lead the Golden Eagles to consecutive winning campaigns in 2014 and 2015 and a trip to the Georgia High School Association (GHSAA) Class AAAA state playoffs ... As a senior in 2015, named the *Henry Herald* Offensive Player of the Year, All-Region 4-AAAA Offensive Player of the Year, *Atlanta Journal Constitution* All-Metro (Southside) Team, ... Also played basketball for Eagle's Landing ... Averaged 11.5 points (led team) and 5.3 rebounds and earned 2015-16 All-Region 4-AAAA second team honors ... Helped the Golden Eagles basketball team to a 24-5 record his senior season ... Member of the Golden Eagles track and field team ... Set the school record in the 100 meters in the spring of 2016 (broke school record that was set in 2001) ... Placed third in the 100 meters at the GHSAA Class AAAA state championships.

PERSONAL

Son of Annette Williams ... Has one sibling, Danielle Moore ... Birthday is June 23 ... Sport and leisure management major.

GIBSON'S CAREER RECEIVING STATISTICS

YR	G/S	NO	YDS	AVG/C	TD	LG	REC/G	AVG/G
2018	14/0	6	99	16.5	2	45	0.5	7.6
Total	14/0	6	99	16.5	2	45	0.5	7.6

GIBSON'S CAREER HIGHS

Points Scored	6, 2x, last vs UConn, Oct. 6, 2018
Touchdowns	1, 2x, last vs UConn, Oct. 6, 2018
Receptions	3, vs Mercer, Sept. 1, 2018
Receiving Yards	68, vs Mercer, Sept. 1, 2018
Long Reception	45, vs Mercer, Sept. 1, 2018

GIBSON'S GAME-BY-GAME RECEIVING

Date	Opponent	No	Yds	Avg	TD	LG
9/1/18	Mercer	3	68	22.7	0	45
9/8/18	at Navy	0	0	0.0	0	0
9/14/18	Georgia State	1	11	11.0	1	11
9/22/18	South Alabama	0	0	0.0	0	0
9/28/18	at Tulane	0	0	0.0	0	0
10/6/18	UConn	2	20	10.0	1	17

GIBSON'S GAME-BY-GAME RECEIVING

Date	Opponent	No	Yds	Avg	TD	LG
10/13/18	UCF	0	0	0.0	0	0
10/20/18	at Missouri	0	0	0.0	0	0
11/3/18	at ECU	0	0	0.0	0	0
11/10/18	Tulsa	0	0	0.0	0	0
11/16/18	at SMU	0	0	0.0	0	0
11/23/18	Houston	0	0	0.0	0	0
12/1/18	at UCF	0	0	0.0	0	0
12/22/18	vs Wake Forest	0	0	0.0	0	0



#29

DEFENSIVE BACK

CARLITO GONZALEZ

R-SOPHOMORE • 2L

6-1 • 191

STONE MOUNTAIN, GA.

STEPHENSON HS

MAJOR: INTERDISCIPLINARY STUDIES

CAREER

Has played in 10 games ... Has nine tackles (8 solo), two interceptions, one PBU and one forced fumble ... Joined Memphis prior to the 2017 season ... Originally signed with Auburn.

HONORS (ACADEMIC/ATHLETIC)

Tiger 3.0 Club for the 2019 spring semester.

2018 (SOPHOMORE)

Saw action in only three games ... Credited with five total tackles (4 solo), one interception and one forced fumble ... Made season debut in an early-October home game vs Connecticut ... Had one assisted tackle and one interception vs the Huskies ... His interception came in the fourth quarter ... Returned the pick 36 yards to the Huskies 34-yard line and set up the Memphis offense with a short field ... Tigers scored on the ensuing drive, an Antonio Gibson 17-yard TD catch ... Logged a career-high three total tackles, all solo hits, in a home win over Tulsa ... The three solo stops also were a career-best ... Had one solo stop and one forced fumble at SMU ... His forced fumble halted a Mustangs' drive deep in Memphis territory ... Ripped the ball from the SMU running back at the Memphis 7-yard line ... Fumble was recovered by J.J. Russell.

2017 (FRESHMAN)

Came to Memphis just prior to the start of the 2017 ... Missed the first six games due to a waiver appeal ... Appeal was granted in early October and suited up for the final seven contests ... Had five total tackles (4 solo) ... Also logged one interception and one PBU ... Made his collegiate debut in a home victory over Navy ... Recorded his first collegiate tackle and interception in a road win at Tulsa ... Finished the Tulsa game with two total stops (1 solo) ... Had a six-yard return on his interception ... Registered a career-high two solo tackles in a home victory over ECU ... Also had his first collegiate PBU vs the Pirates ... Saw action vs UCF in The American Championship Game.

2019 MEMPHIS TIGERS

HIGH SCHOOL

Played for head coach Ron Gartrell at Stephenson High School ... Helped lead the Jaguars to the Georgia High School Association (GHSA) Region AAAAAA crown in 2015 ... Squad posted a perfect 7-0 record in region play (10-2 overall record) ... The Jaguars went 9-5 and advanced to the GHSA Class AAAAAA state playoffs quarterfinal round ... 2016 *Atlanta Journal Constitution* Class AAAAAA All-State pick (DB) ... Also earned 2016 *Atlanta Journal Constitution* All-Metro honors ... Named to the 2016 Georgia Athletic Coaches Association (GACA) Class AAAAAA All-Region 1-4 South team ... Rated a top-50 safety by all recruiting services ... Ranked one of the top-75 players in the state of Georgia by ESPN.com and Rivals.com ... Rated one of the top-five safeties in the state of Georgia by Scout.com ... Also ran track at Stephenson High School.

PERSONAL

Son of Carlos Gonzalez and Jermil Thomas ... Grandson of Antonio Jose Gonzalez, who is from San Juan, Puerto Rico ... Birthday is December 31 ... Interdisciplinary studies major.

GONZALEZ'S CAREER DEFENSIVE STATISTICS

YR	G/S	UT	AT	TOT	PD	FR	FF	TFL	SK	INT	QBH
2017	7/0	4	1	5	1	0-0	0	0-0	0-0	1-6	0
2018	3/0	4	1	5	0	0-0	1	0-0	0-0	1-36	0
Total	10/0	8	2	10	1	0-0	1	0-0	0-0	2-42	0

GONZALEZ'S CAREER HIGHS

Tackles	3, vs Tulsa, Nov. 10, 2018
Pass Breakups	1, vs ECU, Nov. 25, 2017
Interceptions	1, 2x, last vs UConn, Oct. 6, 2018

GONZALEZ'S GAME-BY-GAME DEFENSE

Date	Opponent	UT	AT	TT	TFL	SK	FF	FR	PD	INT	QBH
10/6/17	at UConn	Appeal granted after UConn game to join Memphis roster in 2017									
10/14/17	Navy	0	0	0	0-0	0-0	0	0-0	0	0	0
10/19/17	at Houston	0	0	0	0-0	0-0	0	0-0	0	0	0
10/27/17	Tulane	0	0	0	0-0	0-0	0	0-0	0	0	0
11/3/17	at Tulsa	1	1	2	0-0	0-0	0	0-0	0	1-6	0
11/18/17	SMU	1	0	1	0-0	0-0	0	0-0	0	0-0	0
11/25/17	ECU	2	0	2	0-0	0-0	0	0-0	1	0-0	0
12/2/17	at UCF	0	0	0	0-0	0-0	0	0-0	0	0-0	0
12/30/17	vs Iowa State	Did Not Play									
9/1/18	Mercer	Did Not Play									
9/8/18	at Navy	Did Not Play									
9/14/18	Georgia State	Did Not Play									
9/22/18	S Alabama	Did Not Play									
9/28/18	at Tulane	Did Not Play									
10/6/18	UConn	0	1	1	0-0	0-0	0	0-0	0	1-36	0
10/13/18	UCF	Did Not Play									
10/20/18	at Missouri	Did Not Play									
11/3/18	at ECU	Did Not Play									
11/10/18	Tulsa	3	0	3	0-0	0-0	0	0-0	0	0-0	0
11/16/18	at SMU	1	0	1	0-0	0-0	1	0-0	0	0-0	0
11/23/18	Houston	Did Not Play									
12/1/18	at UCF	Did Not Play									
12/22/18	vs Wake Forest	Did Not Play									

#1

DEFENSIVE LINE

O'BRYAN GOODSON

JUNIOR • 2L

6-1 • 283

BATESVILLE, MISS.

SOUTH PANOLA HS

MAJOR: PHYSICAL EDUCATION FOR TEACHER EDUCATION

CAREER

Has played in 25 games, making 23 starts ... Had 50 total tackles (32 solo), 12.5 TFL and two sacks ... Also had six QB hurries, two forced fumbles and one PBU ... Has 15 multi-tackle games.

HONORS (ACADEMIC/ATHLETIC)

Tiger 3.0 Club for the 2019 spring semester.

2018 (SOPHOMORE)

Played in 13 games, including the Birmingham Bowl ... Only game missed was the contest at Tulane ... Credited with 22 total stops (13 solo), 8.5 TFL, one sack, four QB hurries and one forced fumble ... Tied for third on the team in TFL and QB hurries ... Had six multi-tackle games ... Registered a season-high four total tackles (3 solo) in a win at SMU ... His three solo hits tied a career-best ... Also had one TFL vs the Mustangs ... Logged a career-high four QB hurries in a win at ECU ... Added three total hits (1 solo) and one TFL vs the Pirates ... Had a season-high 1.5 TFL in a home victory over Tulsa ... Posted three total tackles (1 solo) vs the Golden Hurricane ... Recorded sack and forced fumble vs UCF in The American Championship Game.

2017 (FRESHMAN)

Saw action in 12 games, including the AutoZone Liberty Bowl ... Made 10 starts ... Missed the Navy game due to injury ... Moved into a starting role on the defensive line when injuries decimated that group early in the campaign ... Led all defensive linemen with 28 total tackles (19 solo) ... His 19 solo stops tied for the team lead among defensive linemen ... Also had 4.0 TFL (19 yards) and one sack (16 yards) ... Recorded two QB hurries, one PBU and one forced fumble ... Made his collegiate debut vs Louisiana Monroe and posted three solo hits, including two TFL and one sack ... Earned his first collegiate start in the home win over UCLA ... Logged his first collegiate PBU vs the Bruins ... Had three solo tackles, including two TFL, and a QB hurry in a home victory over Southern Illinois ... Credited with a career-high six total hits (3 solo) in a win at Houston ... The three solo tackles tied a career best ... Had three solo stops (tied career high) in a win at Tulsa ... Posted four total tackles (2 solo) vs UCF in The American Championship Game ... Registered his first collegiate forced fumble vs Iowa State in the AutoZone Liberty Bowl ... Key play came with under five minutes left in the game ... Forced the Cyclones' fumble at the goal line as Iowa State looked to increase its lead ... Fumble was recovered by Jonathan Cook in the end zone, giving Memphis a final possession ... Had two tackles (1 solo) vs the Cyclones.

HIGH SCHOOL

Three-year starter at South Panola High School for head coach Lance Pogue ... Rated among the top-30 players in the state of Mississippi by ESPN.com (No. 25) and 247Sports.com (No. 28) ... Scout.com ranked him the No. 2 DT in the state of Mississippi and the No. 31 DT in the South ... Rated the nation's No. 76 DT by ESPN.com and the country's No. 80 DT by 247Sports.com ... In only three seasons, racked up 143 total tackles, 50 TFL and 13 sacks ... Nearly 35 percent of his tackles were TFL ... Also had four fumble recoveries and five PBU ... As a senior, posted 46 total tackles, 18 TFL, three sacks and one fumble recovery ... 2016 honors included: Mississippi High School Athletic Association (MHSAA) Class 6A All-State first team (DT) by the Mississippi Association of Coaches (MAC), *Clarion Ledger* MSPreps All-State first team (DL), MHSAA All-Region 1-6A Defensive MVP, MHSAA All-Region 1-6A Team and Mississippi-Alabama All-Star Game pick ... Prior to senior season, named to MS All-Gridiron first team defense (DL) ... Also earned Southern Elite MVP honors in the summer of 2016 (summer combine) ... Had 52 total stops, 21 TFL, six sacks and five PBU his junior campaign in 2015 ... Earned MHSAA 6A All-State second team (DL) and All-Region 1-6A second team honors ... Member of the South Panola High School team that went 11-1 overall and 7-0 in Region 1-6A ... Tigers earned a MHSAA Class 6A playoffs berth ... As a sophomore, recorded 45 total stops, 11 TFL, four sacks and three fumble recoveries ... Named MHSAA 6A All-State second team (DT) ... Helped lead South Panola High School to the MHSAA Class 6A state championship ... Tigers finished 2014 with a perfect 15-0 overall record and a 7-0 mark in Region 1-6A.

PERSONAL

Son of Cherry Strong and Darrell Goodson ... Birthday is September 1 ... Physical education major.

GOODSON'S CAREER DEFENSIVE STATISTICS												
YR	G/S	UT	AT	TOT	PD	FR	FF	TFL	SK	INT	QBH	
2017	12/10	19	9	28	1	0-0	1	4-19	1-16	0-0	2	
2018	13/12	13	9	22	0	0-0	1	8.5-17	1-3	0-0	4	
Total	25/22	32	18	50	1	0-0	2	12.5-36	2-19	0-0	6	

GOODSON'S CAREER HIGHS	
Tackles	6, at Houston, Oct. 19, 2017
Tackles for Loss	2, 2x, last vs SIU, Sept. 23, 2017
Pass Breakups	1, vs UCLA, Sept. 16, 2017
Forced Fumble	1, 2x, last at UCF, Dec. 1, 2018
Quarterback Hurries	4, at ECU, Nov. 3, 2018
Sacks	1, 2x, last at UCF, Dec. 1, 2018

GOODSON'S GAME-BY-GAME DEFENSE												
Date	Opponent	UT	AT	TT	TFL	SK	FF	FR	PD	INT	QBH	
8/31/17	ULM	3	0	3	2-17	1-16	0	0-0	0	0-0	0	
9/16/17*	UCLA	0	0	0	0-0	0-0	0	0-0	1	0-0	0	
9/23/17	SIU	3	0	3	2-2	0-0	0	0-0	0	0-0	1	
9/30/17*	at UCF	1	1	2	0-0	0-0	0	0-0	0	0-0	0	
10/6/17*	at UConn	1	0	1	0-0	0-0	0	0-0	0	0-0	0	
10/14/17	Navy	Did Not Play - Inj.										
10/19/17*	at Houston	3	3	6	0-0	0-0	0	0-0	0	0-0	0	
10/27/17*	Tulane	0	0	0	0-0	0-0	0	0-0	0	0-0	0	
11/3/17*	at Tulsa	3	0	3	0-0	0-0	0	0-0	0	0-0	0	
11/18/17*	SMU	0	2	2	0-0	0-0	0	0-0	0	0-0	1	
11/25/17*	ECU	2	0	2	0-0	0-0	0	0-0	0	0-0	0	

GOODSON'S GAME-BY-GAME DEFENSE												
Date	Opponent	UT	AT	TT	TFL	SK	FF	FR	PD	INT	QBH	
12/2/17*	at UCF	2	2	4	0-0	0-0	0	0-0	0	0-0	0	
12/30/17*	vs Iowa St	1	1	2	0-0	0-0	1	0-0	0	0-0	0	
9/1/18*	Mercer	0	0	0	0-0	0-0	0	0-0	0	0-0	0	
9/8/18*	at Navy	0	1	1	0-0	0-0	0	0-0	0	0-0	0	
9/14/18*	Georgia State	2	1	3	1-1	0-0	0	0-0	0	0-0	0	
9/22/18*	S Alabama	2	0	2	1-3	0-0	0	0-0	0	0-0	0	
9/28/18	at Tulane	Did Not Play - Inj.										
10/6/18*	UConn	1	0	1	1-2	0-0	0	0-0	0	0-0	0	
10/13/18*	UCF	0	1	1	0-0	0-0	0	0-0	0	0-0	0	
10/20/18*	at Mizou	1	0	1	0-0	0-0	0	0-0	0	0-0	0	
11/3/18*	at ECU	1	2	3	1-1	0-0	0	0-0	0	0-0	4	
11/10/18*	Tulsa	1	2	3	1.5-3	0-0	0	0-0	0	0-0	0	
11/16/18*	at SMU	3	1	4	1-2	0-0	0	0-0	0	0-0	0	
11/23/18*	Houston	1	0	1	1-2	0-0	0	0-0	0	0-0	0	
12/1/18*	at UCF	1	1	2	1-3	1-3	1	0-0	0	0-0	0	
12/22/18*	vs Wake Forest	0	0	0	0-0	0-0	0	0-0	0	0-0	0	



#58

LINEBACKER

WILL GUSMUS

FRESHMAN • HS

6-1 • 204

GERMANTOWN, TENN.

HOUSTON HS


MAJOR: HEALTH STUDIES

HIGH SCHOOL

Four-year varsity member at Houston High School in Germantown, Tenn. ... Played for head coaches Will Hudgens and James Thomas ... Played for the 2018 Mustangs that posted a 10-2 record and earned a Tennessee Secondary School Athletic Association (TSSAA) Class 6A state playoff berth ... Houston advanced to the second round (Round of 16) ... Mustangs won the Region 7-6A title with a perfect 4-0 record ... Prior to 2018 season, named to the Blue-Grey All-American Eastern Team after his performance in the "super combine" ... Blue-Grey All-American Game was played at AT&T Stadium in Dallas ... Starred at linebacker for the Mustangs ... Earned All-Region 7-6A honors his senior season ... Played for the Red Team in the 2018 AutoZone Liberty Bowl High School All-Star Game.

PERSONAL

Son of Lee and Allison Gusmus ... Birthday is November 22 ... Health studies major.



#25

LINEBACKER

AUSTIN HALL

R-SENIOR • 3L

6-2 • 225

COLLIERVILLE, TENN.

COLLIERVILLE HS

MAJOR: MASTER'S IN PUBLIC ADMINISTRATION

→ CoSIDA Academic All-District (2017, 2018)

→ Paycom Jim Thorpe Award Player of the Week (10/18/17)

→ Nagurski National Defensive Player of the Week (10/17/17)

→ CollegeSportsMadness.com Defensive Player of the Week (10/15/17)

→ AAC Defensive Player of the Week (10/17/16; 10/16/17)

2019 MEMPHIS TIGERS

CAREER

Graduated with a bachelor's degree in criminal justice in August 2018 ... Began work on a master's degree in public administration in the fall of 2018 ... Has 38 starts at the hybrid STAR defensive position ... Missed final two games of 2016 season as a result of a leg injury ... Has 204 total tackles (152 solo) ... Also has 24.5 TFL, 14 PBU, seven QB hurries, three interceptions, five fumble recoveries and two forced fumbles ... Has 33 multi-tackle games.

HONORS (ACADEMIC/ATHLETIC)

2017 and 2018 CoSIDA Academic All-District ... Four-time American Athletic Conference All-Academic Team (2015-16, 2016-17, 2017-18, 2018-19) ... Dean's List 2017 fall, 2018 spring and 2019 spring semesters ... Tiger 3.0 Club 2017 fall, 2018 spring, 2018 fall and 2019 spring semesters ... Two-time American Athletic Conference Defensive Player of the Week (Oct. 17, 2016; Oct. 16, 2017) ... Bronko Nagurski National Defensive Player of the Week (Oct. 17, 2017) ... Paycom Jim Thorpe Player of the Week (Oct. 18, 2017) ... CollegeSportsMadness.com Defensive Player of the Week (Oct. 15, 2017).

2018 (REDSHIRT JUNIOR)

Started all 14 games at the hybrid STAR defensive position ... Team's fifth-leading tackler with 64 total hits (44 solo) ... Registered 12 multi-tackle games ... Fourth on the team in solo stops and third in TFL (9.0) ... Led squad with two fumble recoveries and second on team with two forced fumbles ... Third on squad in QB hurries (6) ... Fourth on the team in passes defended (6) ... Recorded a season-best eight total hits (4 solo) in a road win at ECU ... Credited with a season-high six solo stops at Navy (7 total tackles) ... Recorded a career high-tying 3.0 TFL vs the Midshipmen ... Logged first collegiate fumble recovery in a home win over South Alabama ... Recovery came with the Jaguars driving inside the Memphis 10-yard line in the first quarter (kept the game tied at 7-all) ... Also forced a South Alabama fumble late in the game ... His forced fumble was recovered by Jacobi Francis to end the Jaguars' final scoring threat ... Had six total stops (3 solo) and a QB hurry vs South Alabama ... In a home win over Tulsa, had a fumble recovery and forced fumble on the same play ... Recovered his forced fumble early in the second quarter vs the Golden Hurricane ... Posted a career-high two PBU in a win at SMU ... Had five total tackles (4 solo) in the win over Houston that clinched the league's West Division title for the Tigers ... Credited with six total stops (4 solo) vs UCF in The American Championship Game ... Had two solo hits, one TFL/sack, one PBU and one QB hurry vs Wake Forest in the Birmingham Bowl.

2017 (REDSHIRT SOPHOMORE)

Started all 13 games at the hybrid STAR defensive position ... Team's second-leading tackler with 84 total hits (66 solo) ... Posted 12 multi-tackle games ... Second on the team in solo stops, TFL (8.0) and interceptions (3) ... Tied for team lead in fumble recoveries (2) ... Tied for second on squad in QB hurries (4) ... Fourth on the team in PBU (5) and passes defended (8) ... Ranked among the

American Athletic Conference leaders in tackles (19th) and fumble recoveries (6th) ... Biggest performance of the season came in the home win over Navy ... Had 10 total tackles (7 solo), two interceptions, one PBU and one fumble recovery ... His fumble recovery came near the end of the second quarter and gave the Memphis offense a short field ... Tigers converted a FG to tie the game at 10-all at halftime ... First interception came on Navy's first possession of the second half ... Picked off the pass and returned the ball to the Navy 12-yard line ... Tigers took two plays to score a TD for a 17-10 lead ... Second interception ended Navy's final possession late in the fourth quarter and sealed the Memphis win ... Logged a career-high 11 solo tackles in a home win over Tulane ... Also had a fumble recovery vs the Green Wave ... Credited with nine total tackles in three-straight games vs UCLA (7-2), Southern Illinois (9-0) and UCF (6-3) ... Registered first collegiate QB hurry vs UCLA ... His QB hurry came late in the fourth quarter on Josh Rosen, forcing him to throw an errant pass that T.J. Carter picked off ... That drive was UCLA's last inside the Memphis 20-yard line ... Recorded his first collegiate sack vs Iowa State in the AutoZone Liberty Bowl.

2016 (REDSHIRT FRESHMAN)

Made 11 starts at the hybrid STAR defensive position ... Missed the last two games (vs Houston, Boca Raton Bowl) after suffering a leg injury in the Cincinnati game ... Squad's sixth-leading tackler with 56 total tackles (42 solo) ... His 42 solo stops also were sixth on the team ... Tied for second on the team with 7.5 TFL (27 yards) ... Also had three PBU and one fumble recovery ... Had nine multi-tackle games ... Had best performance of the season in a road win at Tulane ... Had season-bests for total tackles (12), solo hits (10), TFL (3), TFL yardage (13) and fumble recovery (1) vs the Green Wave ... Fumble recovery came off a fumble on a Tulane punt return in the first quarter ... Logged eight total tackles vs Kansas (8-0), Temple (7-1) and Navy (2-6) ... Had first collegiate PBU in a road game at Ole Miss ... Received first collegiate start in the season opener vs Southeast Missouri ... Had two solo stops and one TFL vs the Redhawks.

2015 (FRESHMAN)

Redshirted ... Member of the Tigers squad that posted a 9-4 overall record and a 5-3 league mark ... Team earned a Birmingham Bowl bid.

HIGH SCHOOL

Played at Collierville High School for head coach Mike O'Neill ... All-district, all-metro and all-state at free safety ... Named team's defensive MVP his senior season ... Had 48 total tackles (27 solo), 5.0 TFL, 10 PBU and six interceptions in 2014 ... Two-time Coaches Award honoree in 2013 and 2014 ... Named a Lifetime Captain for the Dragons program ... Played in the 2014 AutoZone Liberty Bowl High School All-Star Game ... Voted by his all-star game teammates to receive the Harris Jones Courage Award for leadership ... Also played baseball for former Tiger Jeff Hopkins.

PERSONAL

Son of David and Carol Hall ... Has three older brothers: Grant, Chris and Kevin ... Born in Collierville, Tennessee ... Birthday is December 29 ... Graduated with a degree in criminal justice in August ... Begins studies for a master's degree in public administration this fall ... Interned in the summer of 2017 with the Bartlett Police Department.

HALL'S CAREER DEFENSIVE STATISTICS

YR	G/S	UT	AT	TOT	PD	FR	FF	TFL	SK	INT	QBH
2016	11/11	42	14	56	3	1-0	0	7.5-27	0-0	0-0	0
2017	13/13	66	18	84	5	2-0	0	8-23	1-10	3-29	4
2018	14/14	44	20	64	6	2-20	2	9-26	1.5-15	0-0	3
Total	38/38	152	52	204	14	5-20	2	24.5-76	2.5-25	3-29	7

HALL'S CAREER HIGHS

Tackles	12, at Tulane, Oct. 14, 2016
Tackles for Loss	3, 2x, last at Navy, Sept. 8, 2018
Sacks	1, 2x, last vs Wake Forest, Dec. 22, 2018
Pass Breakups	2, at SMU, Nov. 16, 2018
Fumble Recoveries	1, 5x, last vs Tulsa, Nov. 10, 2018
Quarterback Hurries	1, 7x, last vs Wake Forest, Dec. 22, 2018
Interceptions	2, vs Navy, Oct. 14, 2017
Fumble Rec. Touchdowns	1, vs Tulane, Oct. 27, 2017

HALL'S GAME-BY-GAME DEFENSE

Date	Opponent	UT	AT	TT	TFL	SK	FF	FR	PD	INT	QBH
9/3/16*	SEMO	2	0	2	1-6	0-0	0	0-0	0	0-0	0
9/17/16*	Kansas	8	0	8	2-5	0-0	0	0-0	0	0-0	0
9/24/16*	BGSU	0	0	0	0-0	0-0	0	0-0	0	0-0	0
10/1/16*	Ole Miss	4	2	6	0-0	0-0	0	0-0	1	0-0	0
10/6/16*	Temple	7	1	8	0-0	0-0	0	0-0	0	0-0	0
10/14/16*	at Tulane	10	2	12	3-13	0-0	0	1-0	0	0-0	0
10/22/16*	at Navy	2	6	8	0-0	0-0	0	0-0	0	0-0	0
10/29/16*	Tulsa	2	1	3	0.5-1	0-0	0	0-0	1	0-0	0
11/5/16*	at SMU	2	1	3	0-0	0-0	0	0-0	1	0-0	0
11/12/16*	USF	5	0	5	1-2	0-0	0	0-0	1	0-0	0
11/18/16*	at Cinc.	0	1	1	0-0	0-0	0	0-0	0	0-0	0
11/25/16	Houston				Did Not Play - Inj.						
12/20/16	vs WRU				Did Not Play - Inj.						
8/31/17*	ULM	5	1	6	1-1	0-0	0	0-0	0	1-0	0
9/16/17*	UCLA	7	2	9	1-2	0-0	0	0-0	0	0-0	1
9/23/17*	SIU	9	0	9	0-0	0-0	0	0-0	1	0-0	0
9/30/17*	at UCF	6	3	9	2.5-6	0-0	0	0-0	0	0-0	0
10/6/17*	at UConn	1	0	1	0-0	0-0	0	0-0	0	0-0	1
10/14/17*	Navy	7	3	10	0-0	0-0	0	1-0	1	2-29	0
10/19/17*	at Houston	3	2	5	0.5-1	0-0	0	0-0	0	0-0	0
10/27/17*	Tulane	11	0	11	2-3	0-0	0	1-0	0	0-0	0
11/3/17*	at Tulsa	4	2	6	0-0	0-0	0	0-0	1	0-0	0
11/18/17*	SMU	2	1	3	0-0	0-0	0	0-0	0	0-0	0
11/25/17*	ECU	4	1	5	0-0	0-0	0	0-0	1	0-0	1
12/2/17*	at UCF	3	2	5	0-0	0-0	0	0-0	0	0-0	1
12/30/17*	vs Iowa St	4	1	5	1-10	1-10	0	0-0	0	0-0	0
9/1/18*	Mercer	1	0	1	0-0	0-0	0	0-0	1	0-0	1
9/8/18*	at Navy	6	1	7	3-4	0-0	0	0-0	0	0-0	0
9/14/18*	Georgia State	1	2	3	1-1	0-0	0	0-0	0	0-0	0
9/22/18*	S Alabama	3	3	6	0.5-2	0-0	1	1-0	0	0-0	1
9/28/18*	at Tulane	5	2	7	0-0	0-0	0	0-0	0	0-0	0
10/6/18*	UConn	1	1	2	0.5-0	0-0	0	0-0	1	0-0	0
10/13/18*	UCF	5	2	7	1-3	0-0	0	0-0	0	0-0	0
10/20/18*	at Mizou	3	0	3	0-0	0-0	0	0-0	0	0-0	0
11/3/18*	at ECU	4	4	8	0-0	0-0	0	0-0	0	0-0	0
11/10/18*	Tulsa	1	0	1	0-0	0-0	1	1-20	0	0-0	0
11/16/18*	at SMU	4	2	6	1.5-8	0.5-7	0	0-0	2	0-0	0
11/23/18*	Houston	4	1	5	0-0	0-0	0	0-0	0	0-0	0
12/1/18*	at UCF	4	2	6	0.5-0	0-0	0	0-0	0	0-0	0
12/22/18*	vs Wake Forest	2	0	2	1-8	1-8	0	0-0	1	0-0	1

#35

LINEBACKER

TIM HART

R-JUNIOR • 2L

6-1 • 224

MEMPHIS, TENN.

MEMPHIS UNIVERSITY SCHOOL

MAJOR: FINANCE

CAREER

Has played in 27 games, making 13 starts ... Has 109 tackles (69 solo), including 3.5 TFL and one sack ... Has 20 multi-tackle games ... Has two forced fumbles, three QB hurries, one interception and one PBU.

2018 (REDSHIRT SOPHOMORE)

Played in all 14 games, including the Birmingham Bowl ... Made three starts ... Logged 60 total stops (40 solo) ... Sixth on team in total tackles ... Tied for fifth on the squad in solo hits ... Had 10 multi-tackle performances ... Posted career-highs for total tackles (11) and solo stops (7) at Navy ... Followed Navy game with seven-tackle performance (6 solo) vs Georgia State ... Made six solo tackles at Missouri ... Tied a career-high with one QB hurry at SMU ... Registered eight total tackles (3 solo) vs UCF in The American Championship Game ... Had four solo stops vs Wake Forest in the Birmingham Bowl.

2017 (REDSHIRT FRESHMAN)

Saw action in all 13 games, including the AutoZone Liberty Bowl ... Made 10 starts ... Got first collegiate start at UCF ... Credited with 49 total tackles (29 solo), 3.0 TFL (9 yards) and one sack (5 yards) ... Also had two forced fumbles, two QB hurries, one interception and one PBU ... Made his collegiate debut in the season opener vs Louisiana Monroe ... Had seven total stops (6 solo) vs the Warhawks ... The six solo hits were a season-high ... Also had his first collegiate forced fumble vs Louisiana Monroe ... Logged his first collegiate interception and PBU in the home win over UCLA ... Returned his interception 60 yards for a score midway through the third quarter vs UCLA ... The TD gave Memphis a 41-31 lead ... Registered his first career QB hurry in a home win over Southern Illinois ... Picked up second career forced fumble in the home victory over Navy ... Caused the miscue early in the fourth quarter, and the turnover led to a Memphis FG for a 30-19 lead (Tigers won 30-27) ... Posted his first collegiate sack in a road win at Tulsa ... Logged a season-high eight total stops (5 solo) vs Iowa State in the AutoZone Liberty Bowl.

2016 (FRESHMAN)

Redshirted ... Member of the 2016 squad that posted an 8-5 record and earned a Boca Raton Bowl berth.

HIGH SCHOOL

Ranked the No. 19 recruit in Tennessee by both Rivals.com and ESPN.com ... Played for head coach Bobby Alston at Memphis University School ... Helped lead the Owls to a 7-4 overall record and a Tennessee Secondary School Athletic Association (TSSAA) Division II Class AA state playoffs quarterfinal appearance ... Appeared

2019 MEMPHIS TIGERS

in eight of 12 games in 2015, missing four due to injury ... Despite missing four games, still finished third on the team with 77 tackles to go along with 10 TFL and three sacks ... Served as a team captain his senior season ... Earned 2015 Tennessee Sports Writers Association (TSWA) All-State Division II-AA honors at linebacker ... Played in the 2016 Offense-Defense All-American Senior Bowl in Florida in January 2016 ... Also named to the AutoZone Liberty Bowl High School All-Star Game ... Also had offers from LSU, Ole Miss, Mississippi State, Missouri and Tennessee.

PERSONAL

Son of Tim and Tammy Hart ... Has two brothers: Jonas Hart and Michael Shotwell ... His dad also played football at Memphis (1993-96) ... Birthday is December 27 ... Finance major with a real estate minor.

HART'S CAREER DEFENSIVE STATISTICS												
YR	G/S	UT	AT	TOT	PD	FR	FF	TFL	SK	INT	QBH	
2017	13/10	29	20	49	2	0-0	2	3-9	1-5	1-60	2	
2018	14/3	40	20	60	0	0-0	0	0.5-1	0-0	0-0	1	
Total	27/13	69	40	109	2	0-0	2	3.5-10	1-5	1-60	3	

HART'S CAREER HIGHS	
Tackles	11, at Navy, Sept. 8, 2018
Tackles for Loss	1, 3x, last vs ECU, Nov. 25, 2017
Pass Breakups	1, vs Iowa State, Dec. 30, 2017
Forced Fumbles	1, 2x, last vs Navy, Oct. 14, 2017
Quarterback Hurries	1, 3x, last at SMU, Nov. 16, 2018
Sacks	1, at Tulsa, Nov. 3, 2017
Interceptions	1, vs UCLA, Sept. 16, 2017
Interception Ret. TD	1, vs UCLA, Sept. 16, 2017
Interception Ret. Yds	60, vs UCLA, Sept. 16, 2017

HART'S GAME-BY-GAME DEFENSE												
Date	Opponent	UT	AT	TT	TFL	SK	FF	FR	PD	INT	QBH	
8/31/17	ULM	6	1	7	0-0	0-0	1	0-0	0	0-0	0	
9/16/17	UCLA	0	0	0	0-0	0-0	0	0-0	1	1-60	0	
9/23/17	SIU	1	0	1	0-0	0-0	0	0-0	0	0-0	1	
9/30/17*	at UCF	2	2	4	1-2	0-0	0	0-0	0	0-0	1	
10/6/17*	at UConn	1	3	4	0-0	0-0	0	0-0	0	0-0	0	
10/14/17*	Navy	3	3	6	0-0	0-0	1	0-0	0	0-0	0	
10/19/17*	at Houston	2	2	4	0-0	0-0	0	0-0	0	0-0	0	
10/27/17*	Tulane	4	0	4	0-0	0-0	0	0-0	0	0-0	0	
11/3/17*	at Tulsa	2	4	6	1.5	1.5	0	0-0	0	0-0	0	
11/19/17*	SMU	2	0	2	0-0	0-0	0	0-0	0	0-0	0	
11/25/17*	ECU	2	0	2	1-2	0-0	0	0-0	0	0-0	0	
12/2/17*	at UCF	1	0	1	0-0	0-0	0	0-0	0	0-0	0	
12/30/17*	vs Iowa St	3	5	8	0-0	0-0	0	0-0	1	0-0	0	
9/1/18	Mercer	0	0	0	0-0	0-0	0	0-0	0	0-0	0	
9/8/18*	at Navy	7	4	11	0.5-1	0-0	0	0-0	0	0-0	0	
9/14/18	Georgia State	6	1	7	0-0	0-0	0	0-0	0	0-0	0	
9/22/18*	S Alabama	2	2	4	0-0	0-0	0	0-0	0	0-0	0	
9/28/18	at Tulane	4	2	6	0-0	0-0	0	0-0	0	0-0	0	
10/6/18	UConn	2	3	5	0-0	0-0	0	0-0	0	0-0	0	
10/13/18	UCF	0	1	1	0-0	0-0	0	0-0	0	0-0	0	
10/20/18*	at Missouri	6	0	6	0-0	0-0	0	0-0	0	0-0	0	
11/3/18	at ECU	2	2	4	0-0	0-0	0	0-0	0	0-0	0	
11/10/18	Tulsa	3	0	3	0-0	0-0	0	0-0	0	0-0	0	
11/16/18	at SMU	0	0	0	0-0	0-0	0	0-0	0	0-0	1	
11/23/18	Houston	1	0	1	0-0	0-0	0	0-0	0	0-0	0	
12/1/18	at UCF	3	5	8	0-0	0-0	0	0-0	0	0-0	0	
12/22/18	vs Wake Forest	4	0	4	0-0	0-0	0	0-0	0	0-0	0	

#83

TIGHT END

JOHN HASSELL

R-SOPHOMORE • SQ

6-3 • 239

COLLIERVILLE, TENN.

COLLIERVILLE HS

MAJOR: SPORT AND LEISURE MANAGEMENT

CAREER
Member of the team for two seasons ... Did not see game action in 2018 after redshirting in 2017 ... Has three years of eligibility remaining.

HONORS (ACADEMIC/ATHLETIC)
2017-18, 2018-19 American Athletic Conference All-Academic Team ... Dean's List for 2017 fall, 2018 spring and 2018 spring semesters ... Tiger 3.0 Club for 2017 fall, 2018 spring, 2018 fall and 2019 spring semesters.

2018 (REDSHIRT FRESHMAN)
Did not see game action ... Member of the 2018 team that posted an 8-6 record, won the American Athletic Conference West Division crown and appeared in The American Championship Game ... Squad earned a Birmingham Bowl berth.

2017 (FRESHMAN)
Redshirted ... Member of 2017 squad that went 10-3, won The American West Division title (7-1 league record) and played in The American Championship Game ... Squad earned the program's first Liberty Bowl bid and played in the hometown's postseason classic.

HIGH SCHOOL
Three-year varsity performer at Collierville High School, the last two under head coach Mike O'Neill ... Saw action on the offensive line and at long snapper ... Helped lead the Dragons to three-straight Tennessee Secondary School Athletic Association (TSSAA) Division I Class 6A state playoffs appearances ... Two-time All-Region 4-6A pick on the offensive line (second team in 2015; first team in 2016) ... As a senior, played in all 12 games and graded at 90 percent ... Nominated for the Tennessee Sports Writers Association (TSWA) Class 6A All-State Team ... Following his senior season, played in the 2016 AutoZone Liberty Bowl High School All-Star Game.

PERSONAL
Son of Tom and Kelly Hassell ... Birthday is September 17 ... Sport and leisure management major.

#93

DEFENSIVE LINE

DESMOND HAWKINS

R-SENIOR • 1L

6-5 • 285

MEMPHIS, TENN.

CRAIGMONT HS/HINDS CC

MAJOR: UNDECIDED

CAREER
Junior college transfer from Hinds Community College ... Joined the Memphis program prior to 2017 campaign ...

Saw first game action in 2018 after redshirting in 2017 ... Has played in seven games ... Has six total tackles (all solo) ... Has two multi-tackle games ... Graduated in May 2019 with his bachelor's degree.

HONORS (ACADEMIC/ATHLETIC)

2017-18 American Athletic Conference All-Academic Team ... Tiger 3.0 Club for the 2017 fall and 2018 spring semesters.

2018 (REDSHIRT JUNIOR)

Saw action in seven games ... Made FBS debut in the season opener vs Mercer ... Credited with two solo stops vs the Bears ... First FBS tackle came in the fourth quarter vs Mercer ... Had one solo tackle in a home win over South Alabama ... Played in his first American Athletic Conference game at Tulane ... Logged a career-high three total tackles, all solo hits, vs Wake Forest in the Birmingham Bowl.

2017 (JUNIOR)

Redshirted ... Member of 2017 squad that went 10-3, won The American West Division title (7-1 league record) and played in The American Championship Game ... Squad earned the program's first Liberty Bowl bid and played in the hometown's postseason classic.

2015-16 (HINDS CC)

Junior college transfer from Hinds Community College ... Played the 2015 and 2016 seasons for the Eagles ... Career stats at Hinds Community College included: 17 games played, 34 total tackles (29 solo), four TFL and three sacks (39 yards) ... Played in nine games as a sophomore ... Wrapped up 2016 season with 28 tackles, three TFL and a sack ... Earned Mississippi Association of Community and Junior College (MACJC) All-State second team honors his sophomore season ... Saw action in eight games as a freshman ... Had 16 total stops (15 solo), one TFL and two sacks ... Helped lead the Eagles to a 6-3 record in 2015.

HIGH SCHOOL

Prior to his junior college career, a three-year letterman at Craigmont High School ... Played for head coach Cecil Vanhooks ... Following his senior season (2014), selected to play in the AutoZone Liberty Bowl High School All-Star Game ... In 2012 (sophomore), named to the All-District 14-AAA first team offense (OL).

PERSONAL

Son of Tamara Hawkins ... Birthday is September 25 ... Graduated in May of 2019.

HAWKINS' CAREER DEFENSIVE STATISTICS

YR	G/S	UT	AT	TOT	PD	FR	FF	TFL	SK	INT	QBH
2018	7/0	6	0	6	0	0-0	0	0-0	0-0	0-0	0
Total	7/0	6	0	6	0	0-0	0	0-0	0-0	0-0	0

HAWKINS' CAREER HIGHS

Tackles	3, vs Wake Forest, Dec. 22, 2018
---------	----------------------------------

HAWKINS' GAME-BY-GAME DEFENSE

Date	Opponent	UT	AT	TT	TFL	SK	FF	FR	PD	INT	FR	QBH
9/1/18	Mercer	2	0	2	0-0	0-0	0	0-0	0	0-0	0	0

HAWKINS' GAME-BY-GAME DEFENSE

Date	Opponent	UT	AT	TT	TFL	SK	FF	FR	PD	INT	FR	QBH
9/8/18	at Navy											
		Did Not Play										
9/14/18	Georgia State											
		Did Not Play										
9/22/18	S Alabama	1	0	1	0-0	0-0	0	0-0	0	0-0	0	0
9/28/18	at Tulane	0	0	0	0-0	0-0	0	0-0	0	0-0	0	0
10/6/18	UConn	0	0	0	0-0	0-0	0	0-0	0	0-0	0	0
		Did Not Play										
10/13/18	UCF											
		Did Not Play										
10/20/18	at Missouri	0	0	0	0-0	0-0	0	0-0	0	0-0	0	0
11/3/18	at ECU											
		Did Not Play										
11/10/18	Tulsa	0	0	0	0-0	0-0	0	0-0	0	0-0	0	0
		Did Not Play										
11/16/18	at SMU											
		Did Not Play										
11/23/18	Houston											
		Did Not Play										
12/1/18	at UCF											
		Did Not Play										
12/22/18	vs Wake Forest	3	0	3	0-0	0-0	0	0-0	0	0-0	0	0

#37
KICKER

CROSS HOLMES

FRESHMAN • HS
 5-10 • 210
 AURORA, ILL.
 WAUBONSIE VALLEY HS

MAJOR: BIOLOGY

HIGH SCHOOL

Three-year varsity member of the Waubonsie Valley High School program from 2016-18 ... Played for head coach Paul Murphy ... Helped the Warriors to Illinois High School Association (IHSA) Class 8A state playoff appearances in 2016 (6-5 record) and 2018 (7-4) ... As a senior in 2018, connected on 26-of-26 PAT and 9-of-12 FG ... Had a long FG of 46 yards ... 2018 honors included: All-DuPage Valley Conference, Naperville Sun All-Area, Beacon-News All-Area first team and Waubonsie Valley High School Special Teams Player of the Year ... Prior to senior campaign, attended the Kohl's Professional Kicking Camp/National Scholarship Camp for a third-straight summer ... Ranked No. 7 among the camp's top FG performers (33 points) ... Rated the nation's No. 33 kicker after the camp ... As a sophomore in 2016, kicked the game-winning FG with :19 left to give the Warriors a 17-14 victory over Wheaton North ... The win earned the Warriors an IHSA Class 8A state playoff berth.

PERSONAL

Son of Michelle and Ronald Holmes ... Full name is Crostifino Holmes ... Birthday is June 1 ... Biology major.

#50
DEFENSIVE END

JOSEPH HONEYSUCKER

FRESHMAN • HS
 6-3 • 240
 NASHVILLE, TENN.
 HILLSBORO HS

MAJOR: MANAGEMENT

HIGH SCHOOL

Played three seasons on the Hillsboro High School varsity team ... Helped the Burros to three-straight winning seasons and three-consecutive Tennessee Secondary School Athletic Association (TSSAA) Class 5A state playoff berths ... Team went 9-4 and advanced to the TSSAA Class 5A state quarterfinals his senior campaign in 2018 ... Finished his career with 37 sacks ... Posted his best year

2019 MEMPHIS TIGERS

in 2018 with 112 total tackles (48 solo), 15 TFL and nine sacks ... 2018 honors included: Tnhighschoolfootball.com Metro Nashville Ultimate Team (DE 1), Hume Award (given to most outstanding player in Nashville Metro Area), Tennessee Football Coaches Association (TnFCA) Class 5A All-State, Tennessee Sports Writers Association (TSWA) Class 5A All-State, *Tennessean* All-Mid-State second team, Region 6-5A Defensive MVP, All-Region 6-5A, Metro Nashville Football Coaches Association All-City first team, and Toyota East-West All-Star Game ... As a junior in 2017, had 38 total tackles, 23 TFL and 11 sacks ... 2017 honors included: All-Region 6-5A and Metro Nashville Football Coaches Association All-City first team... Named Metro Nashville Football Coaches Association All-City honorable mention as a sophomore.

PERSONAL

Son of Joseph Sr. and Jeanette Honeysucker ... Birthday is January 5 ... Management major.

	#96	DEFENSIVE LINE
	TREVI HOPPER	
FRESHMAN • HS		
6-3 • 285		
MEMPHIS, TENN.		
CENTRAL HS		
MAJOR: BUSINESS		

HIGH SCHOOL

Four-year varsity member at Memphis Central High School ... Played on the defensive line for head coach Major Wright ... Helped lead the Warriors to three winning campaigns (2015, 2017, 2018) and four-straight Tennessee Secondary School Athletic Association (TSSAA) playoff appearances (Class 5A: 2015, 2016; Class 6A: 2017, 2018) ... Central advanced to the second round of the playoffs in 2016 and 2017 ... As a sophomore in 2016, named Tennessee Titans Mr. Football Class 5A Lineman ... Had 58 total tackles, 18 TFL and nine sacks ... Other 2016 honors included: MaxPreps.com Sophomore All-America first team, All-USA Tennessee first team, Tennessee Sports Writers Association (TSWA) Class 5A first team and All-Region 8-5A ... In 2017, earned All-Region 8-6A first team recognition ... As a senior in 2018, logged 52 total tackles, 11 TFL and four sacks ... Earned TSWA Class 6A All-State and All-Region 8-6A first team honors ... Selected to play in the 2018 AutoZone Liberty Bowl High School All-Star Game ...

PERSONAL

Son of Helen and Sam Hopper ... Birthday is October 26 ... Business major.

	#55	DEFENSIVE END
	BRYCE HUFF	
SENIOR • 3L		
6-3 • 255		
MOBILE, ALA.		
ST. PAUL'S EPISCOPAL		
MAJOR: INTERDISCIPLINARY STUDIES		

→ All-AAC Second Team (2018)

→ Most Improved Defensive Player (2018/Highland Hundred)

→ Bednarik Award Watch List (2019)

CAREER

Has played in 37 games, making 11 starts ... Has 84 total tackles (63 solo), including 24.0 TFL (108 yards) and 11.5 sacks (72 yards) ... Has 11 QB hurries, two PBU, two forced fumbles and one fumble recovery ... Has 20 multi-tackle games ... Has two kick return for 21 yards.

HONORS (ACADEMIC/ATHLETIC)

2016-17 American Athletic Conference All-Academic Team ... 2018 All-American Athletic Conference second team ... 2018 Most Improved Defensive Player (Highland Hundred).

ON THE CHARTS

Career: Ninth in TFL yardage (108 yards) ... **Season:** Sixth in sacks (9.5) ... Fourth in TFL (19.0) ... Tied for sixth in TFL yardage (80).

2018 (JUNIOR)

Played in all 14 games ... Made eight starts ... Squad's 10th-leading tackler with 49 total hits (35 solo) ... Posted 13 multi-tackle performances ... Led team in TFL (19), TFL yardage (80), sacks (9.5) and sack yardage (53) ... Had five games with double-digit TFL yardage ... Tied for team lead with seven QB hurries ... Ranked among American Athletic Conference leaders in TFL (2nd), TFL yardage (2nd), sacks (3rd) and sack yardage (3rd) ... Among FBS leaders, ranked in total TFL (T10th), TFL/game (19th), TFL yardage (18th), total sacks (19th) and sacks/game (29th) ... Also had two PBU and one forced fumble ... Logged a career-high two QB hurries in a home win over Georgia State ... Had two TFL/sacks (10 yards) vs the Panthers ... Registered career-highs for total tackles (9), solo hits (7) and TFL (5) at Tulane ... Credited with two sacks vs the Green Wave ... Followed Tulane game with six total stops (5 solo), 2.5 TFL (10 yards) and one QB hurry ... Collected a career-high two PBU in the regular-season match-up with UCF ... In a key late-season game at SMU, posted four total tackles (3 solo), 3.5 TFL (19 yards), 2.5 sacks (17 yards) and one forced fumble ... The 2.5 sacks were a career-best ... The 19 TFL yards and 17 sack yards both were career-highs ... His second solo sack vs SMU came in the second quarter with the Mustangs driving ... The sack came on a 3rd-and-10 play and forced SMU to punt ... Also forced a fumble on the sack, but the Mustangs recovered ... His shared sack came in the fourth quarter with Memphis holding a 21-12 lead ... Joined Joseph Dorceus on the sack on a 3rd-and-15 play and forced

2019 MEMPHIS FOOTBALL

2019 MEMPHIS TIGERS

SMU to punt from deep in its territory (Memphis scored a TD on its next possession for a 28-12 lead) ... Also registered a kick return for six yards vs the Mustangs ... Had two TFL (11 yards) in the win over Houston that clinched the American Athletic Conference West Division title ... Credited with three total tackles (2 solo) vs UCF in The American Championship Game ... Had four total stops (2 solo) and one QB hurry vs Wake Forest in the Birmingham Bowl.

2017 (SOPHOMORE)

Saw action in 12 games ... Made three starts ... Missed the AutoZone Liberty Bowl due to injury ... Earned his first collegiate start in the home win over UCLA ... Logged 30 total tackles (23 solo), including 5.0 TFL (28 yards) and two sacks (19 yards) ... Also had four QB hurries, one forced fumble, one fumble recovery and one PBU ... Picked up his first collegiate QB hurry and fumble recovery in the season-opening win over Louisiana Monroe ... Fumble recovery halted a Warhawks' drive deep in Memphis territory just before halftime ... Had four total stops (3 solo), including his first collegiate TFL ... Credited with season-highs for total tackles (8) and solo hits (6) in a home win over Navy ... Also recorded his first career forced fumble vs the Midshipmen ... Registered first collegiate sack (13 yards) in a home win over Tulane ... Had five total stops (3 solo), one PBU and one QB hurry in the comeback road win at Houston.

2016 (FRESHMAN)

Played in 11 games, including the Boca Raton Bowl ... Only games missed were back-to-back mid-season contests vs Temple and Tulane ... Saw most of his game action on special teams ... Logged five total tackles (4 solo) ... Had one multi-tackle game ... Recorded his first collegiate tackle, a solo hit, in a home win over Bowling Green ... Had a season-high two tackles, both solo stops, vs Tulsa ... Credited with first kick return vs Western Kentucky in the Boca Raton Bowl ... Had one kick return for 15 yards ... Member of the Tigers special teams that were fifth nationally on kick returns (26.57 ypr) and second nationally on kick return defense (16.04 ypr) ... Memphis special teams unit had three kick returns for TD and allowed opponents no kick return for TD ... The three kick return TD set a program season record.

PERSONAL

Son of Colette Huff ... Has a brother Jordan, who was an All-Mid-American Conference (MAC) running back at Northern Illinois, and a sister, Kennedy ... Birthday is April 17 ... Interdisciplinary studies major.

HUFF'S CAREER DEFENSIVE STATISTICS

YR	G/S	UT	AT	TOT	PD	FR	FF	TFL	SK	INT	QBH
2016	11/0	4	1	5	0	0-0	0	0-0	0-0	0-0	0
2017	12/3	23	7	30	1	1-0	1	5-28	2-19	0-0	4
2018	14/8	35	14	49	2	0-0	1	19-80	9.5-53	0-0	7
Total	37/11	62	22	84	3	1-0	2	24-108	11.5-72	0-0	11

HUFF'S CAREER HIGHS

Tackles	9, at Tulane, Sept. 28, 2018
Tackles for Loss	5, at Tulane, Sept. 28, 2018
Sacks	2.5, at SMU, Nov. 16, 2018

HUFF'S CAREER HIGHS

Fumble Recoveries	1, vs UL Monroe, Aug. 31, 2017
Quarterback Hurries	2, vs Georgia State, Sept. 14, 2018
Forced Fumbles	1, 2x, last at SMU Nov. 16, 2018
Pass Breakups	2, vs UCF, Oct. 13, 2018

HUFF'S GAME-BY-GAME DEFENSE

Date	Opponent	UT	AT	TT	TFL	SK	FF	FR	PD	INT	QBH
9/3/16	SEMO	0	0	0	0-0	0-0	0	0-0	0	0-0	0
9/17/16	Kansas	0	0	0	0-0	0-0	0	0-0	0	0-0	0
9/24/16	BGSU	1	0	1	0-0	0-0	0	0-0	0	0-0	0
10/1/16	at Ole Miss	0	1	1	0-0	0-0	0	0-0	0	0-0	0
10/6/16	Temple										
10/14/16	at Tulane										
10/22/16	at Navy	1	0	1	0-0	0-0	0	0-0	0	0-0	0
10/29/16	Tulsa	2	0	2	0-0	0-0	0	0-0	0	0-0	0
11/5/16	at SMU	0	0	0	0-0	0-0	0	0-0	0	0-0	0
11/12/16	USF	0	0	0	0-0	0-0	0	0-0	0	0-0	0
11/18/16	at Cincinnati	0	0	0	0-0	0-0	0	0-0	0	0-0	0
11/25/16	Houston	0	0	0	0-0	0-0	0	0-0	0	0-0	0
12/20/16	vs WKU	0	0	0	0-0	0-0	0	0-0	0	0-0	0
8/31/17	ULM	2	1	3	0-0	0-0	0	1-0	0	0-0	1
9/16/17*	UCLA	3	1	4	1-3	0-0	0	0-0	0	0-0	0
9/23/17	SIU	3	0	3	0-0	0-0	0	0-0	0	0-0	0
9/30/17	at UCF	1	1	2	0-0	0-0	0	0-0	0	0-0	0
10/6/17	at UConn	1	0	1	1-2	0-0	0	0-0	0	0-0	0
10/14/17*	Navy	6	2	8	1-4	0-0	1	0-0	0	0-0	0
10/22/17*	at Houston	3	2	5	0-0	0-0	0	0-0	1	0-0	1
10/27/17	Tulane	1	0	1	1-13	1-13	0	0-0	0	0-0	1
11/3/17	at Tulsa	1	0	1	0-0	0-0	0	0-0	0	0-0	0
11/18/17	SMU	1	0	1	1-6	1-6	0	0-0	0	0-0	0
11/25/17	ECU	1	0	1	0-0	0-0	0	0-0	0	0-0	0
12/2/17	at UCF	0	0	0	0-0	0-0	0	0-0	0	0-0	0
12/30/17	vs ISU										
9/1/18	Mercer	1	0	1	1-4	1-4	0	0-0	0	0-0	1
9/8/18*	at Navy	1	3	4	0.5-1	0-0	0	0-0	0	0-0	0
9/14/18	Georgia State	3	1	4	2-10	2-10	0	0-0	0	0-0	2
9/22/18	S Alabama	2	0	2	0-0	0-0	0	0-0	0	0-0	0
9/28/18*	at Tulane	7	2	9	5-17	2-10	0	0-0	0	0-0	0
10/6/18*	UConn	5	1	6	2.5-10	0-0	0	0-0	0	0	1
10/13/18	UCF	2	0	2	0-0	0-0	0	0-0	2	0-0	0
10/20/18	at Missouri	2	0	2	0-0	0-0	0	0-0	0	0-0	0
11/3/18	at ECU	1	2	3	0.5-2	0-0	0	0-0	0	0-0	1
11/10/18*	Tulsa	2	1	3	1-5	1-5	0	0-0	0	0-0	0
11/16/18*	at SMU	3	1	4	3.5-19	2.5-17	1	0-0	0	0-0	0
11/23/18*	Houston	2	0	2	2-11	1-5	0	0-0	0	0-0	1
12/1/18*	at UCF	2	1	3	1-1	0-0	0	0-0	0	0-0	0
12/22/18*	vs Wake Forest	2	2	4	0-0	0-0	0	0-0	0	0-0	1

#28
DEFENSIVE BACK

TROY HURST

R-FRESHMAN • SQ
6-2 • 181

GREENSBURG, LA.
ST. HELENA CENTRAL HS

MAJOR: MANAGEMENT

CAREER

Returns for his second year after a redshirt season in 2018 ... Has four years of eligibility remaining.

2018 (FRESHMAN)

Redshirted ... Member of the 2018 squad that went 8-6, won the American Athletic Conference West Division title, played in The American Championship Game and earned a Birmingham Bowl berth ... The 2018 Tigers overcame a three-game deficit heading into the month of November to win the league's West Division crown.

HIGH SCHOOL

Played both sides of the ball for head coach Brandon Brown at St. Helena Central High School ... Played at wide receiver, running back, wildcat quarterback, linebacker

2019 MEMPHIS TIGERS

and safety ... Helped lead the Hawks to the Louisiana High School Athletic Association (LHSAA) Class 2A state title game his senior season ... St. Helena finished as the LHSAA Class 2A runner-up, tying the program's best post-season finish ... The Hawks wrapped up 2017 with a 13-3 record ... Had 10 rushes for 63 yards and two TD and added two catches for 68 yards and TD in state championship game ... In a LHSAA Class 2A quarterfinal game, had a TD run and a fourth-quarter interception to lead St. Helena to the win ... Ranked among the NOLA.com Nifty 50 (No. 45) following his senior season ... 2017 honors included: Louisiana Sports Writers Association (LSWA) All-State honorable mention and All-District 8-2A (first team as return specialist; second team as athlete) ... Prior to senior season, ranked among the NOLA.com Nifty 50 (No. 37) ... As a junior, had to move to running back due to injuries to other players ... Led the Hawks with 915 rushing yards and 333 receiving yards ... 2016 LSWA All-State honorable mention ... 2016 All-District 7-2A first team (athlete) ... Helped lead the Hawks to 12-2 record and a spot in the LHSAA Class 2A state playoffs semifinal round.

PERSONAL

Son of Kenya Hurst ... Full name is Javor "Troy" Hurst ... Birthday is April 4 ... Management major.

	#48	RUNNING BACK
	DYLAN INGRAM	
FRESHMAN • HS		
6-1 • 227		
MEMPHIS, TENN.		
CENTRAL HS		
MAJOR: ECONOMICS		

HIGH SCHOOL

Varsity member of the Central High School program from 2015-18 ... Played his final season for head coach Major Wright ... Starred at RB and LB for the Warriors ... As a senior in 2018, rushed for more than 1,200 yards and scored 18 TD ... Had three rushing TD in 2018 season opener vs Melrose ... Scored three TD in a win over Mitchell, including one off his blocked punt and recovery ... Had 110 yards rushing and two TD in a win over Fairley ... Second TD run vs White Station proved was the winning score in a 22-19 win ... Scored both TD in a 15-14 win over Cordova in the first round of the postseason ... Rushed for two TD in a second-round playoff setback to Germantown ... Named to the 2018 All-Region 8-6A first team offense ... Selected to play in the 2018 AutoZone Liberty Bowl High School All-Star Game (Red Team).

PERSONAL

Son of Yolanda Ingram ... Birthday is July 10 ... Economics major.

	#81	WIDE RECEIVER
	JAVOR IVORY	
FRESHMAN • HS		
6-2 • 196		
GROVE HILL, ALA.		
CLARKE COUNTY HS		
MAJOR: MECHANICAL ENGINEERING		

HIGH SCHOOL

Played both sides of ball (WR/DB) at Clarke County High School ... Helped lead the Bulldogs to an 11-4 record and an Alabama High School Athletic Association (AHSAA) Class 3A state playoff berth ... Clarke County advanced to the AHSAA Class 3A state semifinal round ... 2017 squad set a program scoring record with 474 points ... The defense held opponents to under 16 points a game ... Named to the 2017 Alabama Sports Writers Association (ASWA) Class 3A All-State first team (DB) ... At his DB spot, logged 41 total tackles, seven interceptions and 13 PBU ... On offense at WR, hauled in 37 receptions for 644 yards with six TD ... Also had one kick return for a TD ... Piled up 1,092 all-purpose yards ... As a sophomore in 2016, earned ASWA Class 3A All-State second team at WR.

PERSONAL

Son of Katina Ivory Wright and James Barnett ... Birthday is May 7 ... Mechanical engineering major.

	#44	DEFENSIVE BACK
	KENDELL JOHNSON	
R-FRESHMAN • SQ		
5-9 • 199		
NEW ORLEANS, LA.		
EDNA KARR HS		
MAJOR: FINANCE		

→ Glenn Jones Special Teams Scout Team Player of the Year (2018)

CAREER

Returns for his second year after a redshirt season in 2018 ... Has four years of eligibility remaining.

HONORS (ACADEMIC/ATHLETIC)

2018-19 American Athletic Conference All-Academic Team.

2018 (FRESHMAN)

Redshirted ... Member of the 2018 squad that went 8-6, won the American Athletic Conference West Division title, played in The American Championship Game and earned a Birmingham Bowl berth ... The 2018 Tigers overcame a three-game deficit heading into the month of November to win the league's West Division crown.


HIGH SCHOOL

Three-year varsity performer at running back for head coach Brice Brown at Edna Karr High School ... Helped lead the Cougars to back-to-back Louisiana High School Athletic Association (LHSAA) Class 4A state championships ... The two title teams combined to go 29-1 in 2016 (14-0 record) and 2017 (15-1 record) ... Also led the

Cougars to three-straight District 9-4A titles (2015-17) ... As a senior in 2017, recognized as the Enterprise Scholar-Athlete of the Game during the NFL's New Orleans-New England game ... Carried a 3.95 grade-point average ... Member of the 2017 Edna Karr offense that rolled up 39.2 points a game, including 48 points in a 48-26 win over No. 2 Lakeshore in the championship game, in the Cougars' state playoffs run ... Also led the Cougars to three-straight District 9-4A titles (2015-17) ... Helped Edna Karr to the 2015 LHSAA Class 4A state title game, where the Cougars finished as runner-up.

PERSONAL

Son of Darell and Lasheeda Johnson ... Birthday is November 5 ... Twin brother, Quindell, also signed with Memphis out of Edna Karr ... Finance major.

	#15	DEFENSIVE BACK
	QUINDELL JOHNSON	
	R-FRESHMAN • 1L	
	6-1 • 194	
NEW ORLEANS, LA.		
EDNA KARR HS		
MAJOR: MANAGEMENT		

→ Glenn Jones Defensive Scout Team Player of the Year (2018)

CAREER

Returns for his second year after a redshirt season in 2018 ... Has seen action in one game ... Has four years of eligibility remaining.

2018 (FRESHMAN)

Redshirted ... Before decision to redshirt, played in one game ... Game action came in a home win over Georgia State ... Member of the 2018 squad that went 8-6, won the American Athletic Conference West Division title, played in The American Championship Game and earned a Birmingham Bowl berth ... The 2018 Tigers overcame a three-game deficit heading into the month of November to win the league's West Division crown.

HIGH SCHOOL

Three-year varsity performer in the defensive backfield for head coach Brice Brown at Edna Karr High School ... Helped lead the Cougars to back-to-back Louisiana High School Athletic Association (LHSAA) Class 4A state championships ... The two title teams combined to go 29-1 in 2016 (14-0 record) and 2017 (15-1 record) ... As a senior in 2017, helped the Edna Karr defense hold opponents to only 14.0 points a game in the regular season and just 18.4 points per game in five playoff games ... Also led the Cougars to three-straight District 9-4A titles (2015-17) ... Helped Edna Karr to the 2015 LHSAA Class 4A state title game, where the Cougars finished as runner-up ... Also played basketball at Edna Karr.

PERSONAL

Son of Darell and Lasheeda Johnson ... Birthday is November 5 ... Twin brother, Kendell, also signed with Memphis out of Edna Karr ... Management major.


	#31	DEFENSIVE BACK
	AUSTIN JONES	
	FRESHMAN • HS	
	5-11 • 148	
NEW ORLEANS, LA.		
MCDONOUGH 35 HS		
MAJOR: SPORT AND LEISURE MANAGEMENT		

HIGH SCHOOL

Played for three seasons (2016-18) at McDonough 35 High School in New Orleans ... Coached by Wayne Reese ... Helped the Roneagles to three-straight Louisiana High School Athletic Association (LHSAA) Class 4A postseason appearances ... The 2017 McDonough 35 went 8-4 and advanced to the LHSAA Class 4A state round ... In his sophomore season in 2016, the Roneagles posted a 13-2 record and reached the LHSAA Class 4A state semifinals ... As a senior in 2018, credited with four interceptions, four forced fumbles, two kickoff return TD and 11 PBU ... Honors included: 2018 Louisiana Football Coaches Association (LFCA) Class 4A All-State and three-time LFCA all-district honoree.

PERSONAL

Son of Michelle Jones and Alfred R. Weber ... Birthday is January 31 ... Sport and leisure management major.

	#13	WIDE RECEIVER
	KEDARIAN JONES	
	R-SENIOR • 3L	
	6-1 • 191	
DALLAS, TEXAS		
KIMBALL HS		
MAJOR: INTERDISCIPLINARY STUDIES		

CAREER

Has played in 35 games, making three starts ... Has 24 receptions for 363 yards and three TD ... Has a career-long reception of 43 yards ... Has four multi-catch games ... Also has two total tackles (1 solo) and one forced fumble as a member of the special teams unit.

HONORS (ACADEMIC/ATHLETIC)

Tiger 3.0 Club for the 2018 spring semester.

2018 (REDSHIRT JUNIOR)

Played in all 14 games, including the Birmingham Bowl ... Registered nine receptions for 90 yards and one TD ... Had a season-long reception of 15 yards ... Logged two total stops (1 solo) and one forced fumble on special teams ... Hauled in a career-high four receptions for 48 yards in a win at SMU ... His 48 yards were a season-high ... Had two of his four catches vs SMU on a key second-half drive that resulted in a TD ... The score increased a 14-12 lead to 21-12 early in the fourth quarter ... Collected his two total stops (1 solo) and forced fumble vs the Mustangs ... His forced fumble came on an SMU fake punt in the second quarter ... Tigers recovered the fumble at the SMU 21-yard line, setting up the Memphis offense with a short field ... Three plays later, Memphis scored a TD to take a 7-3 lead ... Scored his only TD of season on a 3-yard TD

2019 MEMPHIS TIGERS

pass from Brady White in the season opener vs Mercer ... Recorded his season-long catch of 15 yards at Missouri ... Logged first career rush (-3 yards) in regular-season game vs UCF.

2017 (REDSHIRT SOPHOMORE)

Saw action in all 13 games, including the AutoZone Liberty Bowl ... Caught eight passes for 152 yards and one TD ... Had a season-long reception of 37 yards ... Season-long catch came on a 37-yard TD toss from Riley Ferguson in the home win over Tulane ... His score put Memphis ahead 35-0 early in the second quarter ... Had a 21-yard reception in a home win over Southern Illinois ... Hauled in a 22-yard catch vs Iowa State in the AutoZone Liberty Bowl ... Member of the most prolific receiving corps in school history with over 4,000 receiving yards.

2016 (REDSHIRT FRESHMAN)

Saw game action in eight contests, including the Boca Raton Bowl ... Made two starts ... Hauled in seven catches for 121 yards and one TD ... Saw his first collegiate action in a home win over Bowling Green ... Recorded first collegiate reception for 19 yards vs the Falcons ... Had a season-high two catches vs Tulsa, SMU and Houston ... Pulled in his first collegiate TD pass vs Tulsa, a 12-yarder to bring Memphis to within seven at 28-21 midway through the second quarter ... Had a season-long 43-yard catch at SMU ... The reception set up a Jake Elliott FG late in the fourth quarter ... His two receptions (27 yards) in the regular-season finale vs Houston came on Memphis' second scoring drive of the game ... The second reception for 10 yards moved the ball to the Cougars 2-yard line (Doroland Dorceus scored a TD two plays later).

2015 (FRESHMAN)

Redshirted ... Member of the 2015 squad that went 9-4 and played in the Birmingham Bowl.

HIGH SCHOOL

Played for head coach Carlton Nelson at Kimball High School ... Two-year letterwinner ... Helped lead the Knights to a University Interscholastic League (UIL) Class 5A Region II District 13 runner-up finish in 2014 ... The 2014 Kimball High School squad posted a 7-4 overall record and a 5-1 district mark ... The Knights advanced to the UIL Class 5A Division I playoffs first round ... Selected to the 2014 UIL 13-5A All-District first team at wide receiver ... Earned the 2014 13-5A District Receiver of the Year honor ... As a junior in 2013, Kimball High School played in UIL Region II District 11 ... Selected to the 2013 UIL 11-4A All-District first team at wide receiver ... Also named the district's Receiver of the Year ... In 2013, helped the Knights to a 7-5 overall record and a first-round appearance in the UIL Class 4A Division I playoffs ... Over playing career, had 69 receptions for 1,602 yards and 25 TD ... Caught 36 passes for 1,026 yards and 17 TD as a senior in 2014 ... Against Mansfield Lake Ridge, had four catches for 147 yards and two TD ... As a junior, had 33 catches for 576 yards and eight TD ... Also lettered three seasons at forward for the Knights basketball team.

PERSONAL

Son of Sherisha Steele ... Has a younger sister, Taylor, and a younger brother, Devoneya ... Born in Dallas ... Birthday is September 4 ... Interdisciplinary studies major.

JONES' CAREER RECEIVING STATISTICS

YR	G/S	NO	YDS	AVG/C	TD	LG	REC/G	AVG/G
2016	8/2	7	121	17.3	1	43	0.9	15.1
2017	13/0	8	152	19.0	1	37	0.6	11.7
2018	14/1	9	90	10.0	1	15	0.7	6.4
Total	35/3	24	363	15.1	3	43	0.7	10.4

JONES' CAREER HIGHS

Receptions	4, at SMU, Nov. 16, 2018
Receiving Yards	55, at SMU, Nov. 5, 2016
Long Reception	43, at SMU, Nov. 5, 2016
Receiving Touchdowns	1, 3x, last vs Mercer, Sept. 1, 2018
All-Purpose Yards	55, at SMU, Nov. 5, 2016

JONES' GAME-BY-GAME RECEIVING

Date	Opponent	No	Yds	Avg	TD	LG
9/24/16	Bowling Green	1	19	19.0	0	19
10/14/16	at Tulane	0	0	0.0	0	0
10/22/16	at Navy	0	0	0.0	0	0
10/29/16	Tulsa	2	20	10.0	1	12
11/5/16*	at SMU	2	55	27.5	0	43
11/12/16*	USF	0	0	0.0	0	0
11/18/16	at Cincinnati	<i>Did Not Play</i>				
11/25/16	Houston	2	27	13.5	0	22
12/20/16	vs W. Kentucky	0	0	0.0	0	0
8/31/17	ULM	1	16	16.0	0	16
9/16/17	UCLA	0	0	0.0	0	0
9/23/17	SIU	1	21	21.0	0	21
9/30/17	at UCF	1	6	6.0	0	6
10/6/17	at UConn	0	0	0.0	0	0
10/14/17	Navy	0	0	0.0	0	0
10/19/17	at Houston	1	28	28.0	0	28
10/27/17	Tulane	1	37	37.0	1	37
11/3/17	at Tulsa	1	10	10.0	0	10
11/19/17	SMU	1	12	12.0	0	12
11/25/17	ECU	0	0	0.0	0	0
12/2/17	at UCF	0	0	0.0	0	0
12/30/17	vs Iowa State	1	22	22.0	0	22
9/1/18	Mercer	1	3	3.0	1	3
9/8/18	at Navy	0	0	0.0	0	0
9/14/18*	Georgia State	0	0	0.0	0	0
9/22/18	South Alabama	1	1	1.0	0	1
9/28/18	at Tulane	0	0	0.0	0	0
10/6/18	UConn	0	0	0.0	0	0
10/13/18	UCF	1	11	11.0	0	11
10/20/18	at Missouri	1	15	15.0	0	15
11/3/18	at ECU	0	0	0.0	0	0
11/10/18	Tulsa	1	12	12.0	0	12
11/16/18	at SMU	4	48	14.0	0	14
11/23/18	Houston	0	0	0.0	0	0
12/1/18	at UCF	0	0	0.0	0	0
12/22/18	vs Wake Forest	0	0	0.0	0	0



#52 OFFENSIVE LINE
PEYTON JONES
 R-SENIOR • 3L
 6-6 • 302
 MEMPHIS, TENN.
 MEMPHIS UNIVERSITY SCHOOL
 MAJOR: PROFESSIONAL STUDIES

CAREER

Has played in 24 games ... Has seen most of his playing time on special teams ... Has one solo stop ... Redshirted in 2015 and has one season of eligibility remaining.

HONORS (ACADEMIC/ATHLETIC)

Tiger 3.0 Club for the 2016 spring semester and 2019 spring semester.

2018 (REDSHIRT JUNIOR)

Played in 14 games ... All game action came on special teams ... Saw action vs UCF in The American Championship Game and vs Wake Forest in the Birmingham Bowl ... Member of the 2018 squad that went 8-6, won the American Athletic Conference West Division title, played in The American Championship Game and earned a Birmingham Bowl berth ... The 2018 Tigers overcame a three-game deficit heading into the month of November to win the league's West Division crown.

2017 (REDSHIRT SOPHOMORE)

Saw action in nine contests ... Made the move from defensive to offensive line ... All game action came on special teams ... Member of 2017 squad that went 10-3, won The American West Division title (7-1 league record) and played in The American Championship Game ... Squad earned the program's first Liberty Bowl bid and played in the hometown's postseason classic.

2016 (REDSHIRT FRESHMAN)

Played in two games ... Played in wins over Bowling Green and Cincinnati ... Logged first collegiate tackle, a solo hit, vs the Bearcats.

2015 (FRESHMAN)

Redshirted ... Member of the 2015 squad that went 9-4 and played in the Birmingham Bowl.

HIGH SCHOOL

Played his prep career at Memphis University School for head coach Bobby Alston ... A 2014 Tennessee Sports Writers Association (TSWA) Division II Class AA All-State pick at defensive line ... Other 2014 honors included: Division II Class AA All-West Region, *The Commercial Appeal's* Best of the Preps (private schools) and AutoZone Liberty Bowl All-Star Game ... As a senior in 2014, recorded 65 total tackles, including nine sacks ... Also had eight pass break-ups and eight QB hurries ... Helped Memphis University School to an 8-4 record and a spot in the Tennessee Secondary School Athletic Association (TSSAA) Division II Class AA state playoffs semifinal appearance ... The Owls earned the semifinals berth with a come-from-behind, fourth-quarter rally to defeat Brentwood Academy 30-28 in the quarterfinal round ... Registered four pass break-ups vs Canton McKinley and notched 10 tackles against Lafayette in 2014 ... Among his tackles as a junior were two sacks and five TFL ... Member of the 2013 Owls squad that went 10-3 and finished the campaign as the TSSAA Division II Class AA state runner-up.

PERSONAL

Son of Philip Jones and Jeannie Jones ... Has a brother, Graham, and a sister, Lawrence ... Born in Memphis ... Birthday is July 5 ... Professional studies major.

JONES' CAREER OFFENSIVE LINE STATISTICS

YR	GAMES/STARTS	PLAYS/TOTAL TEAM PLAYS
2016	2/0	Special Teams
2017	9/0	0/941
2018	13/0	Special Teams - 0/1028
Total	24/0	0/1969

JONES' CAREER DEFENSIVE STATISTICS

YR	G/S	UT	AT	TOT	PD	FR	FF	TFL	SK	INT	QBH
2016	2/0	1	0	1	0	0-0	0	0-0	0-0	0-0	0
2017	9/0	0	0	0	0	0-0	0	0-0	0-0	0-0	0
2018	13/0	0	0	0	0	0-0	0	0-0	0-0	0-0	0
Total	24/0	1	0	1	0	0-0	0	0-0	0-0	0-0	0

JONES' GAME-BY-GAME OFFENSIVE LINE

Date	Opponent	Position - Plays
10/6/17	at UConn	Special Teams
10/14/17	Navy	Special Teams
10/19/17	at Houston	Special Teams
10/27/17	Tulane	Special Teams
11/3/17	at Tulsa	Special Teams
11/18/17	SMU	Special Teams
11/25/17	ECU	Special Teams
12/30/17	vs ISU	Special Teams
9/1/18	Mercer	Special Teams
9/8/18	at Navy	Special Teams
9/15/18	Georgia State	Special Teams
9/22/18	South Alabama	Special Teams
9/28/18	at Tulane	Special Teams
10/6/18	UConn	Special Teams
10/13/18	UCF	Special Teams
10/20/18	at Missouri	Special Teams
11/3/18	at ECU	Special Teams
11/10/18	Tulsa	Special Teams
11/16/18	at SMU	Special Teams
11/23/18	Houston	Special Teams
12/1/18	at UCF	Special Teams
12/2/18	vs Wake Forest	Special Teams

JONES' GAME-BY-GAME DEFENSE

Date	Opponent	UT	AT	TT	TFL	SK	FF	FR	PD	INT	QBH
9/24/16	BGSU	0	0	0	0-0	0-0	0	0-0	0	0-0	0
11/18/16	at Cincinnati	1	0	1	0-0	0-0	0	0-0	0	0-0	0

#73

OFFENSIVE LINE

TITUS JONES

R-FRESHMAN • SQ

6-4 • 295

NEW ORLEANS, LA.

EDNA KARR HS

MAJOR: BUSINESS ECONOMICS

CAREER

Returns for his second season after a redshirt season in 2018 ... Has four years of eligibility remaining.

2018 (FRESHMAN)

Redshirted ... Member of the 2018 squad that went 8-6, won the American Athletic Conference West Division title, played in The American Championship Game and earned a Birmingham Bowl berth ... The 2018 Tigers overcame a three-game deficit heading into the month of November to win the league's West Division crown.

HIGH SCHOOL


Three-year varsity performer for head coach Brice Brown at Edna Karr High School ... Starred on the offensive line ... Helped lead the Cougars to back-to-back Louisiana High School Athletic Association (LHSAA) Class 4A state championships ... The two title teams combined to go 29-1 in 2016 (14-0 record) and 2017 (15-1 record) ...

2019 MEMPHIS TIGERS

Also led the Cougars to three-straight District 9-4A titles (2015-17) ... As a senior, helped the Edna Karr offense rolled up 39.2 points a game, including 48 points in a 48-26 win over No. 2 Lakeshore in the championship game, in the Cougars' state playoffs run ... Named to the 2017 USA Today American Family Insurance All-USA Louisiana second team ... Also helped Edna Karr to the 2015 LHSAA Class 4A state title game, where the Cougars finished as runner-up.

PERSONAL

Son of Anishsaka King ... Birthday is January 25 ... Business economics major.



#36 DEFENSIVE BACK

LADARIUS JORDAN

R-SENIOR • 1L
5-10 • 174

CORDOVA, TENN.

ST. BENEDICT AT AUBURNDALE

MAJOR: INTERDISCIPLINARY STUDIES

CAREER

Has seen action in one game ... Has one solo stop.

2018 (REDSHIRT JUNIOR)

Did not see game action ... Member of the 2018 squad that went 8-6, won the American Athletic Conference West Division title, played in The American Championship Game and earned a Birmingham Bowl berth ... The 2018 Tigers overcame a three-game deficit heading into the month of November to win the league's West Division crown.

2017 (REDSHIRT SOPHOMORE)

Saw action in one game ... Made FBS debut in the home win over ECU ... Had a solo stop vs the Pirates ... Member of 2017 squad that went 10-3, won The American West Division title (7-1 league record) and played in The American Championship Game ... Squad earned the program's first Liberty Bowl bid and played in the home-town's postseason classic.

2016 (SOPHOMORE)

Redshirted ... Member of the 2016 team that went 8-5 and played in the Boca Raton Bowl.

2015 (MARYVILLE COLLEGE)

Played his freshman campaign at Maryville College in Maryville, Tenn. ... Saw action in all 10 games ... Credited with 17 total tackles (16 solo) ... Also had four PBU, two interceptions and one fumble recovery ... In his collegiate debut, had one solo stop, two interceptions and two PBU in a win over Berry ... Named USA South Region Defensive Player of the Week (Sept. 8, 2015) for his performance vs Berry ... Logged a career-high five solo tackles vs Averett ... Helped lead the NCAA Division III Scots to an 8-2 overall record and a 5-2 USA South Atlantic Conference mark.

HIGH SCHOOL

Played three varsity seasons for head coach Michael Davidson at St. Benedict of Auburndale ... Helped lead the Eagles to three-straight Tennessee Secondary School

Athletic Association (TSSAA) Class AA-Division II state playoffs appearances ... Played primarily in the defensive backfield ... Also saw some game action at running back ... Career statistics include: 55 total tackles, 20 PBU, two interceptions and two sacks ... Two-time D2AA All-Region pick at DB (2013 first team; 2014 second team) ... Played in the 2014 AutoZone Liberty Bowl High School All-Star Game ... Participated in the NIKE Football Training Camp his sophomore and junior years ... Selected for the 247Sports Mid-South Elite Top 150 Combine.

PERSONAL

Son of Chris Jordan and LaCrisha Harris ... Birthday is July 22 ... Interdisciplinary studies major.

JORDAN'S CAREER DEFENSIVE STATISTICS


YR	G/S	UT	AT	TOT	PD	FR	FF	TFL	SK	INT	QBH
2017	1/0	1	0	1	1	0-0	0	0-0	0-0	0-0	0
Total	1/0	1	0	1	1	0-0	0	0-0	0-0	0-0	0

JORDAN'S CAREER HIGHS

Tackles	1, vs ECU, Nov. 25, 2017
Pass Breakups	1, vs ECU, Nov. 25, 2017

JORDAN'S GAME-BY-GAME DEFENSE

Date	Opponent	UT	AT	TT	TFL	SK	FF	FR	PD	INT	QBH
11/25/17	ECU	1	0	1	0-0	0-0	0	0-0	1	0-0	0



#57 LINEBACKER

ANDREW LAWTON

FRESHMAN • HS
6-0 • 205

CHIPLEY, FLA.

CHIPLEY HS


MAJOR: HEALTH STUDIES

HIGH SCHOOL

Three-year varsity performer for head coach Blake Wilson at Chipley High School ... Two-way player at RB/DB and LB for the Tigers ... For his career, carried the ball 365 times for 2,210 yards and 20 TD ... Had 100 or more yards rushing in 10 games ... Logged a career-long rush of 80 yards ... Also caught 12 passes for 151 yards and one TD ... Piled up 2,768 all-purpose yards (2,210 rush/151 receive/343 kick return/64 interception return) ... On defense, logged 133 total hits (98 solo), 11 TFL, seven PBU and four interceptions ... Had more than 1,000 all-purpose yards in back-to-back seasons (2018: 1,029; 2017: 1,276) ... Helped lead the 2017 Tigers to an 8-4 record and a Florida High School Athletic Association (FHSA) Class 1A state playoff berth ... Chipley reached the regional final round in the state playoffs ... Honors included: 2018 Florida Athletic Coaches Association (FACA) District 12 All-Star, 2018 All-Panhandle Conference and 2018 FACA District 12 Offensive Player of the Year.

PERSONAL

Son of Keith and Valery Lawton ... Birthday is July 24 ... Health studies major.

	#11	QUARTERBACK
	SHELDON LAYMAN	
	FRESHMAN • HS	
	6-1 • 186	
MOBILE, ALA.		
MCGILL-TOOLEN CATHOLIC		
MAJOR: BUSINESS ECONOMICS		

HIGH SCHOOL

Four-year varsity member of the McGill-Toolen Catholic High School ... Played for head coach Earnest Hill his final two seasons ... In his four years, the Yellow Jackets compiled a 49-6 record and made four-straight Alabama High School Athletic Association (AHSAA) Class 7A state playoffs, including three championship game appearances (2015-17) ... Member of the McGill-Toolen 2015 state title squad ... First season as the starting signal caller was in 2017 ... Led the Yellow Jackets to the state title game and the Region 1-7A crown ... Team went 13-1 overall and 8-0 in regional action ... Directed an offense that averaged more than 30 ppg ... Threw for 1,942 yards on 149-of-236 passing and 21 TD ... Also ran for 426 yards and three TD ... Named to the AL.com All-Coastal Alabama second team ... Missed six games due to a kneecap injury in his senior campaign ... Returned to lead McGill-Toolen to a 10-3 record and an AHSAA Class 7A state playoff quarter-final appearance.

PERSONAL

Son of Steve and Sara Layman ... Birthday is April 13 ... Business Economics major.

	#70	OFFENSIVE LINE
	JACOB LIKES	
	FRESHMAN • HS	
	6-2 • 294	
MEMPHIS, TENN.		
CHRISTIAN BROTHERS HS		
MAJOR: COMMERCIAL AVIATION		

HIGH SCHOOL

Played for seasons of varsity football at Christian Brothers High School ... Saw action on the defensive line his first two seasons, before moving to the offensive line his junior and senior campaigns ... Member of Purple Wave teams that had four-straight winning seasons and earned four-consecutive Tennessee Secondary School Athletic Association (TSSAA) Division II state playoff berths (AA in 2015, 2016; AAA in 2017, 2018) ... 2015 (11-3 record; D2AA) and 2017 (12-1 record; D2AAA) advanced to the state playoffs semifinal rounds ... 2018 honors included: Tennessee Football Coaches Association (TnFCA) All-State, Tennessee Sports Writers Association (TSWA) All-State, Division II-AAA All-Region first team ... *Commercial Appeal* All-Metro second team, and AutoZone Liberty Bowl High School All-Star Game selection (Blue Team) ... Also competed in track and field one season ... Earned *Commercial Appeal* All-Metro Division II honors in 2017.

PERSONAL

Son of Billy and Wendy Likes ... Birthday is November 14 ... Commercial aviation major ... Completed his first solo flight on May 23, 2019.

	#22	DEFENSIVE BACK
	TYREZ LINDSEY	
	R-JUNIOR • 2L	
	6-2 • 216	
DOTHAN, ALA.		
DOTHAN HS		
MAJOR: PROFESSIONAL STUDIES		

CAREER

Has seen action in 25 games, making 18 starts ... Has 110 total stops (64 solo) ... Has 19 multi-tackle games, including three double-digit tackle performances ... Has two TFL, two PBU and one fumble recovery ... Redshirted the 2016 season and has two years of eligibility remaining.

HONORS (ACADEMIC/ATHLETIC)

2016-17 American Athletic Conference All-Academic Team.

2018 (REDSHIRT SOPHOMORE)

Started all 14 games in the defensive backfield, including The American Championship Game and the Birmingham Bowl ... Second on the team with 71 total tackles (40 solo) ... Tied for fifth on the squad with 40 solo stops ... Posted 12 multi-tackle performances ... Had two TFL (4 yards), two PBU and one fumble recovery ... Logged a career-high 13 total tackles (6 solo) at Tulane ... Other double-digit tackle game of season came at ECU, where he had 11 total stops (5 solo) ... Had a season-high six solo hits twice at Navy and Tulane ... Credited with first collegiate TFL at Navy ... Recorded first collegiate TFL yardage in a home win over South Alabama (4 yards) ... Picked up first career fumble recovery at Navy ... His fumble recovery — fumble forced by J.J. Russell — came with under five minutes in the third quarter and ended a Navy scoring threat around midfield ... Two plays after fumble recovery, Memphis scored for a 21-9 lead ... Registered first career PBU in a home win over Connecticut ... Second PBU of season came in the regular-season finale vs Houston ... His PBU vs the Cougars came midway through the third quarter and forced Houston to settle for a game-tying FG (from that point Memphis outscored Houston 28-7 for the 52-31 win) ... Had four total hits (1 solo) vs UCF in The American Championship Game ... Credited with six total tackles (5 solo) vs Wake Forest in the Birmingham Bowl.

2017 (REDSHIRT FRESHMAN)

Played in 11 games ... Made four starts ... Missed the AutoZone Liberty Bowl due to an injury ... Third among defensive backs with 39 total tackles (24 solo) ... Had seven multi-tackle performances ... Received his first collegiate start in a road game at UCF ... That game began a stretch of four-straight starts (also earned starting nods vs Connecticut, Navy, Houston) ... Made his collegiate debut in the season opener vs Louisiana Monroe

2019 MEMPHIS TIGERS

... Credited with his first career tackle, an assist, in the home win over UCLA ... Registered his first collegiate solo hit in a home victory over Southern Illinois ... First multi-tackle game was at UCF ... Had six total stops (2 solo) vs the Knights ... Logged a career-high nine solo stops vs UCF in The American Championship Game ... Had 11 total hits vs the Knights.

2016 (FRESHMAN)

Redshirted ... Member of the 2016 squad that posted an 8-5 record and earned a Boca Raton Bowl berth.

HIGH SCHOOL

Played at both cornerback and safety for head coach Kelvin White at Dothan High School ... Had 57 tackles, three interceptions and eight PBU as a senior in 2015 ... Helped the Tigers to an Alabama High School Athletic Association (AHSAA) Class 6A state playoffs appearance ... Named to the 2015 Alabama Sports Writers Association (ASWA) Class 6A All-State second team ... A 2015 *Dothan Eagle* Super 12 honorable mention selection ... Selected for the Alabama-Mississippi All-Star game ... Also played basketball at Dothan High School ... Helped the Tigers basketball squad to a 26-4 overall record and an area championship.


PERSONAL

Son of Tyrone and Tamarina Lindsey ... Birthday is December 17 ... Professional studies major.

LINDSEY'S CAREER DEFENSIVE STATISTICS											
YR	G/S	UT	AT	TOT	PD	FR	FF	TFL	SK	INT	QBH
2017	11/4	24	15	39	0	0-0	0	0-0	0-0	0-0	0
2018	14/14	40	31	71	2	1-0	0	2-4	0-0	0-0	0
Total	25/18	64	46	110	2	1-0	0	2-4	0-0	0-0	0

LINDSEY'S CAREER HIGHS	
Tackles	13, at Tulane, Sept. 28, 2018
Tackles for Loss	1, 2x, last vs South Alabama, Sept. 22, 2018
Pass Breakups	1, 2x, last vs Houston, Nov. 23, 2018
Fumble Recoveries	1, at Navy, Sept. 8, 2018

LINDSEY'S GAME-BY-GAME DEFENSE											
Date	Opponent	UT	AT	TT	TFL	SK	FR	PD	INT	QBH	
8/31/17	UCLM	0	0	0	0-0	0-0	0	0-0	0-0	0	0
9/16/17	UCLA	0	1	1	0-0	0-0	0	0-0	0-0	0	0
9/23/17	SIU	1	0	1	0-0	0-0	0	0-0	0-0	0	0
9/30/17*	at UCF	2	4	6	0-0	0-0	0	0-0	0-0	0	0
10/6/17*	at UConn	4	1	5	0-0	0-0	0	0-0	0-0	0	0
10/14/17*	Navy	2	2	4	0-0	0-0	0	0-0	0-0	0	0
10/19/17*	at Houston	1	2	3	0-0	0-0	0	0-0	0-0	0	0
10/28/17	Tulane	0	0	0	0-0	0-0	0	0-0	0-0	0	0
11/3/17	at Tulsa	1	1	2	0-0	0-0	0	0-0	0-0	0	0
11/18/17	SMU	Did Not Play									
11/25/17	ECU	4	2	6	0-0	0-0	0	0-0	0-0	0	0
12/2/17	at UCF	9	2	11	0-0	0-0	0	0-0	0-0	0	0
12/30/17	vs Iowa State	Did Not Play									
9/1/18	Mercer	0	1	1	0-0	0-0	0	0-0	0-0	0	0
9/8/18*	at Navy	6	3	9	1-0	0-0	0	1-0	0-0	0	0
9/14/18*	Georgia State	3	3	6	0-0	0-0	0	0-0	0-0	0	0
9/22/18*	S Alabama	2	0	2	1-4	0-0	0	0-0	0-0	0	0
9/28/18*	at Tulane	6	7	13	0-0	0-0	0	0-0	0-0	0	0
10/6/18*	UConn	1	3	4	0-0	0-0	0	0-0	1	0-0	0
10/13/18*	UCF	2	2	4	0-0	0-0	0	0-0	0-0	0	0
10/20/18*	at Missouri	5	1	6	0-0	0-0	0	0-0	0-0	0	0
11/3/18*	at ECU	5	6	11	0-0	0-0	0	0-0	0-0	0	0
11/10/18*	Tulsa	1	1	2	0-0	0-0	0	0-0	0-0	0	0
11/16/18*	at SMU	2	0	2	0-0	0-0	0	0-0	0-0	0	0
11/23/18*	Houston	1	0	1	0-0	0-0	0	0-0	1	0-0	0
12/1/18*	at UCF	1	3	4	0-0	0-0	0	0-0	0-0	0	0
12/22/18*	vs Wake Forest	5	1	6	0-0	0-0	0	0-0	0-0	0	0



#56

DEFENSIVE END

CORTEZE LOVE

R-FRESHMAN • 1L

6-3 • 236

MEMPHIS, TENN.

LAUSANNE COLLEGIATE SCHOOL

MAJOR: CRIMINOLOGY AND CRIMINAL JUSTICE

CAREER

Returns for his second season after a redshirt season in 2018 ... Has played in three games ... Has three total tackles (1 solo) and 0.5 TFL ... Has four years of eligibility remaining.

2018 (FRESHMAN)

Redshirted ... Before decision to redshirt, saw action in three games ... Made collegiate debut in the season opener vs Mercer ... Recorded collegiate firsts for tackles (2) and TFL (0.5) vs the Bears ... Both tackles, including the 0.5 TFL, came on Mercer's final possession of the game ... Credited with first collegiate solo stop in a home win over Connecticut ... Member of the 2018 squad that went 8-6, won the American Athletic Conference West Division title, played in The American Championship Game and earned a Birmingham Bowl berth ... The 2018 Tigers overcame a three-game deficit heading into the month of November to win the league's West Division crown.

HIGH SCHOOL

Played two seasons for head coach Kevin Locastro at Lausanne College School ... Helped lead the Lynx to back-to-back winning campaigns and consecutive Tennessee Secondary School Athletic Association (TSSAA) Division II Class A state titles ... Lausanne put together back-to-back undefeated seasons in 2016 (14-0 record) and 2017 (13-0) ... Named MVP of the 2017 TSSAA Division II Class A state championship game ... Had 12 total tackles (6 solo), 2.5 TFL and two sacks in the 41-13 win over Notre Dame ... Member of the Lynx defense that held Notre Dame to 182 total yards ... The title game was his only appearance for Lausanne in 2017 ... Unable to participate up until the championship game due to a transfer issue ... Through a co-op between Lausanne and Power Center Academy, played for the Lynx in 2016 ... 2016 honors included: Tennessee Sports Writers Association (TSWA) Division II-A All-State (DL) and Division II-A All-District West 1 second team ... Prior to Lausanne, starred in football and basketball at Marshall Academy in Holly Springs, Miss. ... On the football field, earned District I-AA All-Conference and Marshall Academy's Best Back honors ... Helped lead the Patriots to the Mississippi Association of Independent Schools (MAIS) state playoffs in 2015 ... Marshall Academy finished 2015 with a 7-4 record ... On the court, earned MAIS Class AA All-State honors for the 2015-16 season ... Helped lead the Patriots to the District I-AA championship ... Named to the District I-AA All-Tournament Team ... Also competed in track and field and earned the team's MVP accolade in 2016.

PERSONAL

Son of Arthur and Wanda Love ... Birthday is December 28 ... Criminology and criminal justice major.

LOVE'S CAREER DEFENSIVE STATISTICS

YR	G/S	UT	AT	TOT	PD	FR	FF	TFL	SK	INT	QBH
2018	3/0	1	2	3	0	0-0	0	0.5-1	0-0	0	0
Total	3/0	1	2	3	0	0-0	0	0.5-1	0-0	0	0

LOVE'S CAREER HIGHS

Tackles	2, vs Mercer, Sept. 1, 2018
Tackles for Loss	0.5, vs Mercer, Sept. 1, 2018

LOVE'S GAME-BY-GAME DEFENSE

Date	Opponent	UT	AT	TT	TFL	SK	FF	FR	PD	INT	QBH
9/1/18	Mercer	0	2	2	0.5-1	0-0	0	0-0	0	0-0	0
9/8/18	at Navy										
9/14/18	Georgia State	0	0	0	0-0	0-0	0	0-0	0	0-0	0
9/22/18	S Alabama										
9/28/18	at Tulane										
10/6/18	UConn	1	0	1	0-0	0	0	0-0	0	0-0	0
10/13/18	UCF										
10/20/18	at Missouri										
11/3/18	at ECU										
11/10/18	Tulsa										
11/16/18	at SMU										
11/23/18	Houston										
12/1/18	at UCF										
12/22/18	vs Wake Forest										



#53

LINEBACKER

NYLE LOVE

R-FRESHMAN • SQ

6-1 • 243

MEMPHIS, TENN.

LAUSANNE COLLEGIATE SCHOOL

MAJOR: HUMANITIES

CAREER

Returns for his second season after a redshirt season in 2018 ... Has four years of eligibility remaining.

HONORS (ACADEMIC/ATHLETIC)

2018-19 American Athletic Conference All-Academic Team.

HIGH SCHOOL

Four-year performer for head coach Kevin Locastro at Lausanne College School ... Helped lead the Lynx to four-straight winning seasons and three-consecutive Tennessee Secondary School Athletic Association (TSSAA) Division II Class A state playoffs ... Lausanne put together back-to-back undefeated seasons in 2016 (14-0 record) and 2017 (13-0) on its way to state titles ... Played both sides of the ball throughout his career ... On the defensive side, career numbers included: 233 total tackles, 12 PBU, 6.5 sacks, six fumble recoveries (104 return yards) and five interceptions (164 return yards) ... On offense, career statistics included: 972 total yards (807 rush/84 pass/81 receive) and 16 offensive TD ... Had 20 career TD (13 rush/3 receive/2 fumble return/2 interception return) ... Also passed for one TD ... As a senior, recorded 78 total tackles, three sacks, two forced fumbles and one fumble recovery ... Earned 2017 D2AA All-State honors from the Tennessee Sports Writers Association (TSWA) and Tennessee Football Coaches Association (TNFCA) ...

Named the 2017 D2AA All-Region Defensive Player of the Year... Following his senior season, selected to play in the AutoZone Liberty Bowl High School All-Star Game ... As a junior, posted 53 total tackles, one sack, four interceptions (147 return yards) and seven PBU ... Played at running back and had 151 rushing yards and three TD ... Also an outstanding throws performer for the Lynx track and field program ... Earned TSWA Division II All-State honors in the discus in 2017 and 2018 ... Won TSSAA Division II state titles in both the discus and shot put in 2018 ... Named *Commercial Appeal* Best of Preps All-Metro in both football and track and field in 2017-18.

PERSONAL

Son of Stephanie Chism and John Love ... Birthday is February 4 ... Humanities major.



#92

DEFENSIVE END

JEREMIAH MACLIN

JUNIOR • SQ

6-1 • 239

SOUTHAVEN, MISS.

SOUTHAVEN HS/ITAWAMBA CC

MAJOR: INTERDISCIPLINARY STUDIES

CAREER

Joined the Memphis program in January 2018 ... Has not seen game action.

2018 (JUNIOR)

Did not see any game action ... Member of the 2018 squad that went 8-6, won the American Athletic Conference West Division title, played in The American Championship Game and earned a Birmingham Bowl berth ... The 2018 Tigers overcame a three-game deficit heading into the month of November to win the league's West Division crown.

2016-17 (ITAWAMBA CC)

Played one season for head coach Sean Cannon at Itawamba Community College in Fulton, Miss. ... Saw action in five games ... Most of his playing time came on special teams ... Member of the 2016 Indians squad that went 5-4.


HIGH SCHOOL

Four-year varsity defensive performer for head coach Ed Rich at Southaven High School ... Starred at defensive end his final two seasons ... Helped lead the Chargers to four-consecutive Mississippi High School Activities Association (MissHSAA) Class 6A state playoffs appearances ... Best season was in 2014 (junior) when the Chargers went 11-3 and advanced to the state playoffs second round ... Named to the 2014 *Commercial Appeal* Best of Preps All-Metro Team (Mississippi-Arkansas) ... As a senior in 2015, team leader in sacks with 13 ... Also competed for the Southaven track and field program ... Threw discus and shot put.

PERSONAL

Son of Tonya Brown and Damon Maclin ... Birthday is May 1 ... Interdisciplinary studies major.

2019 MEMPHIS TIGERS

	#86	TIGHT END
	JOEY MAGNIFICO	
	R-SENIOR • 3L	
	6-4 • 240	
CORDOVA, TENN.		
ST. BENEDICT AT AUBURNDALE		
MAJOR: SPORT AND LEISURE MANAGEMENT		

→ American Athletic Conference All-Conference Second Team (2017)

CAREER

Has played in 40 games, making 25 starts ... Has 51 receptions for 728 yards and 10 TD ... Has 11 games with two or more receptions ... Has a career-long reception of 44 yards ... Has one solo tackle.

HONORS (ACADEMIC/ATHLETIC)

Dean's List for 2018 fall semester ... Tiger 3.0 Club for the 2017 fall, 2018 fall and 2019 spring semesters ... 2017 All-American Athletic Conference second team ... 2018-19 American Athletic Conference All-Academic Team.

2018 (JUNIOR)

Started all 14 games at tight end, including the Birmingham Bowl ... Fourth on team in both receptions (21) and receiving yards (363) ... Nearly equaled his yardage total from the previous two seasons (365) ... Second on squad with five TD catches ... Led team in yards per catch (17.3) ... Had six games with two or more receptions ... Played a key role in blocking for Darrell Henderson, who was FBS's second-leading rusher with 1,909 yards ... Hauled in a career-best two TD in key win at SMU ... First score was a 16-yard strike from Brady White to get Memphis on the board in the second quarter (7-3 lead) ... Second TD catch vs the Mustangs came early in the fourth quarter, a 9-yard connection with White ... His second TD gave the Tigers some breathing room at 21-12 ... Had a season-high five catches vs SMU (43 yards) ... Rolled up a season-high 65 receiving yards (2 catches) at ECU ... Had a career-long 44-yard reception twice vs Connecticut and Wake Forest in the Birmingham Bowl ... His 44-yard catch vs the Huskies was the first score of the game ... His 44-yard reception vs Wake Forest moved the Tigers deep into Demon Deacons' territory late in the contest ... Recorded two receptions in back-to-back outings vs UCF in The American Championship Game (54 yards) and Wake Forest in the Birmingham Bowl (49 yards) ... Scored a TD on a 9-yard pass from White vs Houston in the second quarter (17-7 Memphis lead) ... Logged a solo tackle vs the Cougars ... Other TD came on a 5-yard pass in a home win over Tulsa.

2017 (SOPHOMORE)

Played in all 13 games, including the AutoZone Liberty Bowl ... Made eight starts ... Moved into starting role at tight end with the graduation of Daniel Montiel ... Led all tight ends with 21 receptions for 280 yards ... Tied for team lead among tight ends with three TD ... Recorded five multi-reception performances ... Also played a key role in blocking for Darrell Henderson, the fifth 1,000-yard rusher in program history ... Logged career bests

for catches (6) and receiving yards (83) in the home win over UCLA ... Caught a TD vs the Bruins ... TD catch was a 2-yard reception from Riley Ferguson for the Tigers' first score of the game ... Short TD reception was set up by Henderson's 80-yard scamper down inside the Bruins 20-yard line ... Hauled in two catches for 29 yards in the comeback win at Houston ... Had a 17-yard reception that set up a Patrick Taylor Jr. 9-yard TD run that cut the Houston lead to 31-21 near the end of the third quarter ... Pulled in a season-long reception of 25 yards in a home win over Southern Illinois.

2016 (REDSHIRT FRESHMAN)

Saw action in all 13 games ... Made three starts ... Played behind All-American Athletic Conference first team tight end Daniel Montiel ... Grabbed nine passes for 85 yards and two TD ... Had two multi-catch games ... Had two receptions for a season-high 26 yards in the regular-season finale win over Houston ... First catch vs the Cougars was a 14-yarder to carry the Tigers to the Houston 2-yard line late in the first quarter ... His reception set up a Phil Mayhue TD catch to give Memphis a 21-10 lead ... Logged a TD catch in a road win at Cincinnati ... Recorded his two-yard TD reception from Jason Stewart early in the second quarter for a 20-0 Memphis lead ... Posted his first collegiate TD catch in the first quarter vs SMU ... His four-yard TD reception gave the Tigers a 14-0 lead ... Tied a season high with two catches vs the Mustangs ... Had a season-long 15-yard catch in a home win over Kansas ... Received his first collegiate start vs the Jayhawks ... In his college debut vs Southeast Missouri, had one catch for 11 yards.

2015 (FRESHMAN)

Redshirted ... Member of the Tigers squad that posted a 9-4 overall record and a 5-3 league mark ... Team earned a Birmingham Bowl bid.

HIGH SCHOOL

Played at St. Benedict for head coach Mike David ... Captain of the team his junior and senior seasons ... Named team MVP as a junior and first team all-region and to the *Commercial Appeal* Best of Preps team as a junior ... All-state, all-region and team MVP as a junior ... Played in the AutoZone Liberty Bowl High School All-Star and Toyota East-West All-Star games ... Lettered in football three years playing linebacker, wide receiver, fullback, defensive end and long snapper ... Also a four-year letterwinner in basketball ... Team's offensive MVP for basketball as a junior.

PERSONAL

Son of Keith and Ellen Magnifico ... Has an older brother, Greg, who played football at Northeast Mississippi Junior College and Belhaven College (Jackson, Mississippi); and a sister, Ashley ... Born in Memphis ... Birthday is May 5 ... Sport and leisure management major.

MAGNIFICO'S CAREER RECEIVING STATISTICS

YR	G/S	NO	YDS	AVG/C	TD	LG	REC/G	AVG/G
2016	13/3	9	85	9.4	2	15	0.7	6.5
2017	13/8	21	280	13.3	3	25	1.6	21.5
2018	14/12	21	363	17.3	5	44	1.5	25.9
Total	40/23	51	728	14.3	10	44	1.3	18.2

MAGNIFICO'S CAREER HIGHS

Receptions	6, vs UCLA, Sept. 16, 2017
Receiving Yards	83, vs UCLA, Sept. 16, 2017
Long Reception	44, 2x, last vs Wake Forest, Dec. 22, 2018
All-Purpose Yards	83, vs UCLA, Sept. 16, 2017
Touchdowns	2 at SMU, Nov. 16, 2018
Kick Returns	1, 4x, last at UCF, Sept. 30, 2017

MAGNIFICO'S GAME-BY-GAME RECEIVING

Date	Opponent	No	Yds	Avg	TD	LG
9/3/16	SEMO	1	11	11.0	0	11
9/17/16*	Kansas	1	15	15.0	0	15
9/24/16	Bowling Green	0	0	0.0	0	0
10/1/16	at Ole Miss	1	14	14.0	0	14
10/6/16	Temple	0	0	0.0	0	0
10/14/16	at Tulane	0	0	0.0	0	0
10/22/16	at Navy	1	9	9.0	0	9
10/29/16	Tulsa	0	0	0.0	0	0
11/5/16	at SMU	2	8	4.0	1	4
11/12/16	USF	0	0	0.0	0	0
11/18/16	at Cincinnati	1	2	2.0	1	2
11/25/16*	Houston	2	26	13.0	0	14
12/20/16*	vs W. Kentucky	0	0	0.0	0	0
8/31/17*	ULM	1	20	20.0	0	20
9/16/17*	UCLA	6	83	13.8	1	25
9/23/17*	SIU	3	28	9.3	1	13
9/30/17	at UCF	1	21	21.0	0	21
10/6/17*	at UConn	3	30	10.0	1	22
10/14/17*	Navy	1	21	21.0	0	21
10/19/17	at Houston	2	29	14.5	0	25
10/27/17	Tulane	0	0	0.0	0	0
11/3/17*	at Tulsa	3	24	8.0	0	12
11/18/17	SMU	1	24	24.0	0	24
11/25/17	ECU	0	0	0.0	0	0
12/2/17*	at UCF	0	0	0.0	0	0
12/30/17*	vs Iowa State	0	0	0.0	0	0
9/1/18	Mercer	2	10	5.0	0	7
9/8/18*	at Navy	0	0	0.0	0	0
9/14/18	Georgia State	1	8	8.0	0	8
9/22/18*	S Alabama	2	52	26.0	0	35
9/28/18*	at Tulane	1	12	12.0	0	12
10/6/18*	UConn	1	44	44.0	1	44
10/13/18*	UCF	1	12	12.0	0	12
10/20/18*	at Missouri	0	0	0.0	0	0
11/3/18*	at ECU	2	65	32.5	0	37
11/10/18*	Tulsa	1	5	5.0	1	5
11/16/18*	at SMU	5	43	8.6	2	16
11/23/18*	Houston	1	9	9.0	1	9
12/1/18*	at UCF	2	54	27.0	0	41
12/22/18*	vs Wake Forest	2	49	24.5	0	44

HONORS (ACADEMIC/ATHLETIC)


Dean's List for the 2019 spring semester ... Tiger 3.0 Club for the 2019 spring semester.

HIGH SCHOOL

Four-year varsity member of the North Little Rock High School program (2015-18) ... Played all four seasons for Jamie Mitchell ... Began his career at QB before moving to TE prior to the 2017 season ... Played on four-straight winning teams (44-7 combined record) and those squads earned four-consecutive Arkansas Activities Association (AAA) Class 7A state playoff berths ... In his last three years (two as the starting TE), North Little Rock went 37-2 with a state title (2017) and two runner-up finishes (2016, 2018) ... The Charging Wildcats won three-straight 7A Central Conference crowns from 2016-18 with perfect 7-0 league records (21-0 overall) ... As a senior in 2018, hauled in 16 receptions for 338 yards and seven TD ... Missed a portion of the 2018 campaign with a knee injury ... 2018 honors included: All-USA Arkansas second team, AAA All-State Class 7A-Central, All-Central 7A Conference first team and Air Guard Scholar-Athlete of the Week (mid-October) ... In 2017, named to the All-Central 7A Conference first team ... Scored a TD on a 12-yard reception in the title game victory.

PERSONAL

Son of Cindy and Doug Russenberger ... Birthday is July 25 ... Business major.



#26

LINEBACKER

CADE MASHBURN

R-SOPHOMORE • 1L

6-2 • 225

NORMAN, OKLA.

NORMAN NORTH HS

MAJOR: MARKETING MANAGEMENT

CAREER

Member of the team for two seasons ... Saw first season of on-field action in 2018 after redshirting in 2017 ... Has seen action in six games ... Has three total tackles (2 solo) ... Has three years of eligibility remaining.

HONORS (ACADEMIC/ATHLETIC)

2017-18, 2018-19 American Athletic Conference All-Academic Team ... Dean's List for the 2017 fall semester ... Tiger 3.0 Club for the 2017 fall and 2018 fall semesters.

2018 (REDSHIRT FRESHMAN)

Saw his first on-field action after his redshirt year in 2017 ... Played in seven games ... Had three total hits (2 solo) ... Made his collegiate debut in the season opener vs Mercer ... Saw action in his first American Athletic Conference game vs Connecticut ... Credited with a career-high two total stops (1 solo) vs the Huskies ... Logged a solo hit in a home win over Tulsa ... Played vs UCF in The American Championship Game.

2017 (FRESHMAN)

Redshirted ... Member of 2017 squad that went 10-3, won The American West Division title (7-1 league record)



#15

TIGHT END

DREW MARTIN

FRESHMAN • HS

6-3 • 231

NORTH LITTLE ROCK, ARK.

NORTH LITTLE ROCK HS

MAJOR: BUSINESS

CAREER

Enrolled in the University in January of 2019 ... Rehabbed his knee after an injury his senior year.

2019 MEMPHIS TIGERS

and played in The American Championship Game ... Squad earned the program's first Liberty Bowl bid and played in the hometown's postseason classic.

HIGH SCHOOL

Three-year starter for head coach Brent Barnes at Norman North High School ... Consensus top-20 player in the state of Oklahoma by 247Sports.com (No. 16), ESPN.com (No. 18), Scout.com (No. 20) and Rivals.com (No. 20) ... Top-80 OLB in the nation by ESPN.com (No. 70), 247Sports.com (No. 77) and Scout.com (No. 79) ... For his prep career, had 254 total tackles, 14 TFL, three sacks, two INT, seven PBU and five fumble recoveries ... Part of the Timberwolves' short-yardage rushing game his senior season ... Had 19 carries for 30 yards and six TD ... As a senior, posted 84 total stops, nine TFL, two sacks, one INT, two PBU and one fumble recovery ... Numerous 2016 honors included: *Oklahoman's* All-State first team (LB), Oklahoma Coaches Association (OCA) All-State football game pick (West defense), *Oklahoman's* Big All-City Defensive Player of the Year, *Oklahoman's* Big All-City first team (LB), Class 6A-I-2 District Defensive Player of the Year, Class 6A-I-2 All-District Team, Central Oklahoma Athletic Conference (COAC) Defensive Player of the Year and All-COAC ... Prior to 2016 season, named to the *Oklahoman's* Class 6A preseason All-State team (LB) and listed as the No. 16 player in the *Oklahoman's* Super 30 ... Helped lead the Timberwolves to a 12-1 overall record and a 7-0 6A-I-2 District mark ... Team advanced to the Oklahoma Secondary School Activities Association (OSSAA) Class 6A-I championship game ... As a junior, had 108 total tackles, two TFL, one sack, one INT, two PBU and three fumble recoveries ... Earned *Oklahoman's* Big All-City honorable mention (LB) ... Helped Norman North High School earn an OSSAA Class 6A-I playoffs berth ... In 2014, posted 62 tackles, three TFL, three PBU and one fumble recovery.

PERSONAL

Son of Greg and Shannon Mashburn ... Has one brother, Cole, who joined the Tiger roster in January of 2019 ... Full name is James Mashburn ... Father, Greg, played football at Harding University ... Birthday is September 2 ... Marketing management major.

MASHBURN'S CAREER DEFENSIVE STATISTICS

YR	G/S	UT	AT	TOT	PD	FR	FF	TFL	SK	INT	QBH
2018	7/0	2	1	3	0	0-0	0	0-0	0-0	0-0	0
Total	7/0	2	1	3	0	0-0	0	0-0	0-0	0-0	0

MASHBURN'S CAREER HIGHS

Tackles	2, vs UConn, Oct. 6, 2018
---------	---------------------------

MASHBURN'S GAME-BY-GAME DEFENSE

Date	Opponent	UT	AT	TT	TFL	SK	FF	FR	PB	INT	QBH
9/1/18	Mercer	0	0	0	0-0	0	0	0-0	0	0-0	0
9/8/18	at Navy	Did Not Play									
9/14/18	Georgia State	0	0	0	0-0	0	0	0-0	0	0-0	0
9/22/18	S Alabama	Did Not Play									
9/28/18	at Tulane	Did Not Play									
10/6/18	UConn	1	1	2	0-0	0	0	0-0	0	0-0	0
10/13/18	UCF	Did Not Play									
10/20/18	at Missouri	0	0	0	0-0	0	0	0-0	0	0-0	0
11/3/18	at ECU	Did Not Play									
11/10/18	Tulsa	1	0	1	0-0	0	0	0-0	0	0-0	0

MASHBURN'S GAME-BY-GAME DEFENSE

Date	Opponent	UT	AT	TT	TFL	SK	FF	FR	PB	INT	QBH
11/16/18	at SMU	Did Not Play									
11/23/18	Houston	Did Not Play									
12/1/18	at UCF	0	0	0	0-0	0	0	0-0	0	0-0	0
12/22/18	vs Wake Forest	0	0	0	0-0	0	0	0-0	0	0-0	0

#46
DEFENSIVE END

COLE MASHBURN

FRESHMAN • HS
6-3 • 240
 NORMAN, OKLA.
 NORMAN NORTH HS

MAJOR: HEALTH PROFESSION

CAREER

Enrolled in the University in January of 2019 ... Participated in spring drills.

HONORS (ACADEMIC/ATHLETIC)

Dean's List for the 2019 spring semester ... Tiger 3.0 Club for the 2019 spring semester.

HIGH SCHOOL

Three-year letterman who played both sides of the ball at Norman North High School ... Saw time at LB and RB for the Timberwolves ... On defense, credited with 159 total tackles (102 solo), 18 TFL, six sacks, eight forced fumbles and four fumble recoveries ... On offense, ran the ball 65 times for 231 yards and 20 TD ... 2018 honors included: *Norman Transcript* All-Area Defensive Player of the Year, *Norman Transcript* All-Area Team, *The Oklahoman* All-State first team honors, Oklahoma Coaches Association (OCA) All-Star for Class 6A, OCA All-State West, and *The Oklahoman* Big All-City first team ... Had 78 total tackles, 8 TFL, one sack and three blocked kicks for the Timberwolves ... On offense his senior season, saw playing time at wildcat QB, FB, RB, TE and WR ... Scored seven TD on offense ... Prior to senior season, ranked the No. 9 player on *The Oklahoman's* Super 30 ... As a junior, had 57 tackles, one sack and two fumble recoveries despite missing multiple games with a high ankle sprain ... Member of the Timberwolves' 2016 team that went 12-1 and advanced to the Oklahoma Secondary School Athletic Association (OSSAA) Class 6A-1 state championship game.

PERSONAL

Son of Greg and Shannon Mashburn ... Has one brother, Cade, who is also a member of the Tiger football team ... Birthday is November 9 ... Health profession major.

#4
QUARTERBACK

BRADY MCBRIDE

R-FRESHMAN • 1L
6-0 • 202
 COPPELL, TEXAS
 COPPELL HS

MAJOR: SPORT AND LEISURE MANAGEMENT

CAREER

Returns for his second season after a redshirt season in 2018 ... Has played in three games ... Has 88 yards on 8-of-14 passing with one interception ... Has 31 yards on seven carries ... Has four years of eligibility remaining.

2018 (FRESHMAN)

Redshirted ... Before decision to redshirt, saw action in three games ... Made collegiate debut in the season opener vs Mercer ... Recorded collegiate firsts for rush attempt, rushing yards, pass completion, pass attempt and passing yards vs Mercer ... Threw for 70 yards on 6-of-10 passing vs the Bears ... Had a season-long pass of 18 yards to Calvin Austin III in the third quarter vs Mercer ... Ran the ball six times for 23 yards vs Mercer ... Had a long rush of 17 yards vs the Bears ... Saw first game action in American Athletic Conference play vs Tulsa ... Had 18 yards on 2-of-3 passing and eight yards on one rush vs the Golden Hurricane ... Member of the 2018 squad that went 8-6, won the American Athletic Conference West Division title, played in The American Championship Game and earned a Birmingham Bowl berth ... The 2018 Tigers overcame a three-game deficit heading into the month of November to win the league's West Division crown.

HIGH SCHOOL

Dual-threat quarterback for head coach Mike DeWitt at Coppell High School ... Three-year starter for the Cowboys ... Led the Cowboys to a combined 27-10 record and three-straight University Interscholastic League (UIL) Division I Class 6A playoffs ... Coppell advanced to the postseason third round in 2016 (10-3 record) and 2017 (11-2 record) ... Three-year statistical numbers included: 7,662 total yards (6,516 pass/1,142 rush), 501 completions (823 attempts), 86 passing TD, 14 interceptions and 21 rushing TD ... Earned 2017 Texas Sports Writers Association (TSWA) Class 6A All-State honorable mention ... As a senior, passed for 2,414 yards and a career-high 35 TD with just three interceptions ... Had a 128.6 passer rating in 2017 ... As a junior, named the District 9-6A MVP after throwing for 2,616 yards and 33 TD ... In 2015 (sophomore), passed for nearly 1,500 yards and 18 TD ... 2015 All-District 7-6A second team pick.

PERSONAL

Son of Joe and Jan McBride ... Birthday is May 13 ... Sport and leisure management.

McBRIDE'S CAREER PASSING STATISTICS

YR	G/S	EFFC	CMP	ATT	INT	YDS	TD	LG	PCT	AVG/P	AVG/G
2018	3/0	95.66	8	11	1	88	0	18	57.1	11.0	29.3
Total	3/0	95.66	8	11	1	88	0	18	57.1	11.0	29.3

McBRIDE'S CAREER RUSHING STATISTICS

YR	G/S	NO	YDS	AVG/R	TDS	LG	AVG/G
2018	3/0	7	35	4.4	0	17	10.3
Total	3/0	7	35	4.4	0	17	10.3

McBRIDE'S CAREER HIGHS

Pass Completions	6, vs Mercer, Sept. 1, 2018
Pass Attempts	10, vs Mercer, Sept. 1, 2018
Passing Yards	70, vs Mercer, Sept. 1, 2018
Long Passing Play	18, vs Mercer, Sept. 1, 2018

McBRIDE'S CAREER HIGHS

Rush Attempts	6, vs Mercer, Sept. 1, 2018
Rush Yards	23, vs Mercer, Sept. 1, 2018
Long Rush	17, vs Mercer, Sept. 1, 2018

McBRIDE'S GAME-BY-GAME PASSING

Date	Opponent	Att	Comp	YDS	INT	TD	LG	Sack
9/1/18	Mercer	10	6	70	0	0	18	0
9/8/18	at Navy	Did Not Play						
9/14/18	Georgia State	1	0	0	1	0	0	0
9/22/18	S Alabama	Did Not Play						
9/28/18	at Tulane	Did Not Play						
10/6/18	UConn	Did Not Play						
10/13/18	UCF	Did Not Play						
10/20/18	at Missouri	Did Not Play						
11/3/18	at ECU	Did Not Play						
11/10/18	Tulsa	2	3	18	0	0	12	0
11/16/18	at SMU	Did Not Play						
11/23/18	Houston	Did Not Play						
12/1/18	at UCF	Did Not Play						
12/22/18	vs Wake Forest	Did Not Play						

McBRIDE'S GAME-BY-GAME RUSHING

Date	Opponent	No	Yds	Avg	TD	LG
9/1/18	Mercer	6	23	3.8	0	17
9/8/18	at Navy	Did Not Play				
9/14/18	Georgia State	0	0	0	0	0
9/22/18	S Alabama	Did Not Play				
9/28/18	at Tulane	Did Not Play				
10/6/18	UConn	Did Not Play				
10/13/18	UCF	Did Not Play				
10/20/18	at Missouri	Did Not Play				
11/3/18	at ECU	Did Not Play				
11/10/18	Tulsa	1	8	8.0	8	0
11/16/18	at SMU	Did Not Play				
11/23/18	Houston	Did Not Play				
12/1/18	at UCF	Did Not Play				
12/22/18	vs Wake Forest	Did Not Play				



#78 OFFENSIVE LINE
NICK METZINGER
 FRESHMAN • HS
6-4 • 287
 PARIS, TENN.
 HENRY COUNTY HS
 MAJOR: ELECTRICAL ENGINEERING

HIGH SCHOOL

Played four seasons on the varsity squad at Henry County High School ... Member of Patriots teams that had four-straight winning seasons and earned four-consecutive Tennessee Secondary School Athletic Association (TSSAA) Class 5A state playoff berths ... The 2018 squad reached the state title game (13-2 record) ... The 2015 and 2017 teams advanced to the state quarterfinal round ... Patriots won back-to-back Region 7-5A crowns ... Played on both the offensive and defensive lines throughout his career ... 2018 honors included: Tennessee Football Coaches Association (TnFCA) All-State Class 5A, Tennessean All-Mid-State second team, All-Region 7-5A Offensive Lineman of the Year, All-Region 7-5A and Academic All-State ... Earned the Patriots' academic award for the junior class.

PERSONAL

Son of Ron and Melinda Metzinger ... Birthday is February 12 ... Electrical engineering major.

2019 MEMPHIS TIGERS


	#38	WIDE RECEIVER
	JORDAN MONK	
	FRESHMAN • HS	
	6-0 • 180	
GERMANTOWN, TENN.		
HOUSTON HS		
MAJOR: HEALTH STUDIES		

HIGH SCHOOL

Played three years of varsity football at Houston High School ... Coached in his senior season by James Thomas ... Helped lead the Mustangs to a 10-2 record and a Tennessee Secondary School Athletic Association (TSSAA) Class 6A state playoff appearance in 2018 ... Houston won the Region 7-6A title ... The Mustangs were ranked No. 9 in the state heading into the postseason ... Program posted its first playoff win for the 2018 seniors, a 34-19 victory over White Station ... Two-way player who saw time at both WR and DB ... As a senior, averaged 22.2 yards per catch, which was ninth in Shelby-Metro ... Had six receptions for 108 yards in the regional championship win over Collierville ... In the TSSAA state playoff win over White Station, had two catches for 26 yards ... On defense, made a key interception in the second quarter that turned the game's momentum ... After his interception, Houston took a 10-6 lead and never trailed again ... Earned All-Region 7-6A honors on both sides of the ball in 2018 ... Named All-Region 7-6A first team at DB and second team at WR.

PERSONAL

Son of Timothy and Lynette Monk ... Birthday is February 12 ... Health studies major.

	#89	WIDE RECEIVER
	TJ MOORE	
	R-SOPHOMORE • HS	
	5-10 • 164	
OLIVE BRANCH, MISS.		
OLIVE BRANCH HS		
MAJOR: SPORT AND LEISURE MANAGEMENT		

HIGH SCHOOL

Three-year varsity member of the Olive Branch High School program (2013-15) ... Helped lead the Conquistadors to the Mississippi High School Activities Association (MHSAA) Class 6A playoffs as a senior in 2015 ... Played his senior campaign for head coach Steve Buckley ... Hauled in 35 receptions for 603 yards and seven TD as a senior ... Also saw playing time on the punt and kick return teams ... Best game of his senior season was a five-reception, 99-yard performance ... Also had a TD catch in the game ... Played in the memorable Olive Branch-DeSoto Central game that went to three OT in 2015 ... Olive Branch pulled out an 87-86 win ... The game was the highest scoring game in the state of Mississippi high school football history and the fifth-highest scoring game in U.S. high school football history ... Member of the Conquistadors receiving trio in the game that caught 16 passes for 349 yards and seven TD ... As a senior,

named a Great American Rivalry Series Scholar-Athlete (3.79 GPA).

PERSONAL

Son of Wendy and Rod Moore ... Full name is Tyler Moore ... Birthday is August 28 ... Sport and leisure management major.

	#39	DEFENSIVE BACK
	HAROLD NASH III	
	FRESHMAN • HS	
	5-10 • 184	
WEST BLOOMFIELD, MICH.		
ST. MARY'S HS/FORK UNION MILITARY		
MAJOR: ENGINEERING TECHNOLOGY		

HIGH SCHOOL/PREP SCHOOL

Played his junior and senior seasons at Orchard Lake St. Mary's Prep in Orchard Lake Village, Michigan (a Detroit suburb) ... Coached by George Porritt ... Saw playing time at DB and WR for the Eaglets ... Member of the 2016 Eaglets that posted a 10-4 record and won the Michigan High School Athletic Association (MHSAA) Division III state championship ... Also competed in track and field at St. Mary's Prep ... Ran in the sprints (60m/100m/200m) and relays (4x100m/4x200m) and competed in the high jump ... After St. Mary's Prep, played an additional year at Fork Union Military Academy (FUMA) in Fork Union, Va. ... Saw playing time at HB and DB ... Helped the Blue Devils to a perfect 9-0 record in 2018 ... The undefeated season was the program's first since 1972 ... Rushed for 45 yards in a win over Frostburg State.

PERSONAL

Son of Harold Nash Jr. and Dwan Clementin-Nash ... Father is the strength and conditioning coach for the Detroit Lions ... Birthday is March 3 ... Engineering technology major.

	#49	LONG SNAPPER
	TREYSEN NEAL	
	SOPHOMORE • 1L	
	5-9 • 222	
LAKE ST. LOUIS, MO.		
WENTZVILLE LIBERTY HS		
MAJOR: HEALTH STUDIES		

CAREER

Has played in 14 games, seeing action primarily as the squad's long snapper ... Has one solo tackle ... Has three years of eligibility remaining.

HONORS (ACADEMIC/ATHLETIC)

Dean's List for 2019 spring semester ... Tiger 3.0 Club for 2018 fall and 2019 spring semesters ... 2018-19 American Athletic Conference All-Academic Team.

2018 (FRESHMAN)

Played in all 14 games as the team's long snapper ... Member of the PAT/FG unit that scored 121 points on 76-of-79 PAT and 15-of-20 FG ... The 121 points scored are tied for the fourth-most for overall scoring in a

season and tied for second-most for kick-scoring ... The 76 PAT made and 79 attempts are school season records ... Unit scored in double figures in eight games ... Unit hit a season-high nine PAT in season opener vs Mercer ... Unit scored a season-best 12 points twice vs Mercer and UCF ... Unit started season making 31-straight PAT ... Also snapped on punts ... Punt unit averaged 42.4 yards and had 22 inside the 20, 18 fair catches and 12 efforts of 50-plus yards ... Opponents averaged 9.4 yards per return and had no returns for TD ... Credited with one solo tackle ... His solo stop came at Navy.

HIGH SCHOOL

Four-year varsity long snapper in the state of Missouri ... Member of the Warrenton High School Warriors from 2014-16 ... Earned Missouri Football Coaches Association (MFCA) Academic All-State honors as a junior in 2016 ... Four-time conference all-academic pick (3.92 GPA for high school career) ... Transferred to Wentzville Liberty High School for his senior season in 2017 ... Named the Eagles' Scout Team Player of the Year in 2017 ... Member of three Missouri High School Activities Association (MSHSAA) state playoffs teams ... Snapped for 2017 All-Gateway Athletic Conference kicker Tyler Murphy ... Selected to play (long snapper) in the 2018 Blue-Grey All-American Bowl at AT&T Stadium in Dallas, Texas ... Rated the nation's No. 5 long snapper by the Kohl's Kicking/Punting Camp ... Finished among the 2016 Midwest Winter and Spring Showcase Top Charts ... Invited to the 2016 Kohl's National Scholarship Camp and won the snap competition ... Also received recognition as one of the top long snappers at the 2016 Iowa, Northwestern and Wisconsin camps.

PERSONAL

Son of Lori and Jim Chandler ... Birthday is July 13 ... Health studies major.

NEAL'S CAREER SNAPS

YR	G	PATs	FGs	Punts
2018	14	79	20	46
Total	14	79	20	46

NEAL'S GAME-BY-GAME SNAPS


Date	Opponent	PATs	FGs	Punts
9/1/18	Mercer	9	1	2
9/8/18	at Navy	3	0	5
9/14/18	Georgia State	8	1	0
9/22/18	S Alabama	7	2	0
9/28/18	at Tulane	3	1	0
10/6/18	UConn	8	1	1
10/13/18	UCF	3	3	5
10/20/18	at Missouri	4	2	2
11/3/18	at ECU	8	1	5
11/10/18	Tulsa	6	2	4
11/16/18	at SMU	4	1	4
11/23/18	Houston	7	1	5
12/1/18	at UCF	5	3	5
12/22/18	vs Wake Forest	4	1	8

NEAL'S CAREER DEFENSIVE STATISTICS

YR	G/S	UT	AT	TOT	PD	FR	FF	TFL	SK	INT	QBH
2018	14/0	1	0	0	0	0-0	0	0-0	0-0	0-0	0
Total	14/0	1	0	0	0	0-0	0	0-0	0-0	0-0	0

NEAL'S GAME-BY-GAME DEFENSE

Date	Opponent	UT	AT	TT
9/1/18	Mercer	0	0	0
9/8/18	at Navy	1	0	1
9/14/18	Georgia State	0	0	0
9/22/18	S Alabama	0	0	0
9/28/18	at Tulane	0	0	0
10/6/18	UConn	0	0	0
10/13/18	UCF	0	0	0
10/20/18	at Missouri	0	0	0
11/3/18	at ECU	0	0	0
11/10/18	Tulsa	0	0	0
11/16/18	at SMU	0	0	0
11/23/18	Houston	0	0	0
12/1/18	at UCF	0	0	0
12/22/18	vs Wake Forest	0	0	0



#43 **RUNNING BACK**

MARIO NOLAN-DILLARD

SOPHOMORE • SO

6-0 • 203

MEMPHIS, TENN.

LAUSANNE COLLEGIATE SCHOOL/NAVAL PREP ACADEMY

MAJOR: PSYCHOLOGY

CAREER

Joined the Memphis program in January 2018 ... Transferred from the Naval Prep Academy ... Has not seen game action ... Has three years of eligibility remaining ... Moved from quarterback to linebacker in the fall of 2018 before moving to the running back position in the spring of 2019.

2018 (FRESHMAN)

Did not play ... Member of the 2018 squad that went 8-6, won the American Athletic Conference West Division title, played in The American Championship Game and earned a Birmingham Bowl berth ... The 2018 Tigers overcame a three-game deficit heading into the month of November to win the league's West Division crown.

2017 (NAVAL PREP ACADEMY)

Attended the Naval Prep Academy in Newport, R.I., in the fall of 2017 ... Transferred to Memphis following the fall semester.

HIGH SCHOOL

Played his final two seasons of prep football for head coach Kevin Locastro at Lausanne Collegiate School ... Starred at quarterback and led the Lynx to a 22-4 overall record his two seasons ... Helped lead Lausanne to a perfect 14-0 record and the Tennessee Secondary School Athletic Association (TSSAA) Class A-Division II state championship in 2016 ... Also won the district title with a 4-0 record ... A dual-threat quarterback that rolled up 4,472 total yards his two seasons at Lausanne ... Piled up 3,185 yards on 214-of-368 passing with 41 TD and 14 interceptions ... Rushed for 1,287 yards on 273 carries with 19 TD ... Had four 100-yard rushing games ... As a senior, passed for nearly 1,500 yards and had a 6:1 TD/interception ratio (24 TD/4 interceptions) ... Posted a 120.4 QB rating his senior campaign ... Senior honors included: Donovan Stewart's D2A All-State team, D2A All-District West 1 and *Commercial Appeal* Best of the Preps ... Played in the 2016 AutoZone Liberty Bowl

2019 MEMPHIS TIGERS

High School All-Star Game ... As a junior, passed for over 1,700 yards and rushed for nearly 700 yards ... Junior honors included: D2A District West 1 co-Offensive MVP and *Commercial Appeal* Best of the Preps ... Prior to Lausanne, played at Olive Branch High School in Olive Branch, Mississippi ... In his one varsity season, had 1,119 yards on 78-of-157 passing with 10 TD ... Rushed for 378 yards and three scores.

PERSONAL

Son of Nicole and Mario Nolan-Dillard ... Birthday is November 2 ... Psychology major.

	#61	OFFENSIVE LINE
	JOSH NORTHCUTT	
	R-FRESHMAN • SQ	
	6-5 • 315	
SELMER, TENN.		
MCNAIRY CENTRAL HS		
MAJOR: PHYSICAL EDUCATION FOR TEACHER EDUCATION		

CAREER

Returns for his second year after a redshirt season in 2018 ... Has four years of eligibility remaining.

HONORS (ACADEMIC/ATHLETIC)

Dean's List for the 2018 fall semester ... Tiger 3.0 Club for 2018 spring, 2018 fall and 2019 spring semesters ... 2018-19 American Athletic Conference All-Academic Team.

2018 (FRESHMAN)

Redshirted ... Member of the 2018 squad that went 8-6, won the American Athletic Conference West Division title, played in The American Championship Game and earned a Birmingham Bowl berth ... The 2018 Tigers overcame a three-game deficit heading into the month of November to win the league's West Division crown.

HIGH SCHOOL

Three-year varsity performer for head coaches Chad Hodge and Brian Franks at McNairy Central High School ... Played on the offensive and defensive lines ... Helped the 2016 Bobcats squad to a 5-5 record, the most wins for the program since 2008 (6-5 record) ... In his final two seasons (2015, 2016), totaled 52 tackles, three PBU and two fumble recoveries ... Earned 2016 *Jackson Sun* All-West Tennessee honorable mention ... Selected to play in the 2016 West Tennessee All-Star Game.

PERSONAL

Son of Tammy and Tracy Northcutt ... Birthday is December 29 ... Physical education major.

	#6	DEFENSIVE LINE
	KAYODE OLADELE	
	R-FRESHMAN • SQ	
	6-5 • 251	
MIAMI, FLA.		
CHAMPAGNAT CATHOLIC HS		
MAJOR: THEATRE		

CAREER

Returns for his second year after a redshirt season in 2018 ... Has four years of eligibility remaining.

HONORS (ACADEMIC/ATHLETIC)

2018-19 American Athletic Conference All-Academic Team.

2018 (FRESHMAN)


Redshirted ... Member of the 2018 squad that went 8-6, won the American Athletic Conference West Division title, played in The American Championship Game and earned a Birmingham Bowl berth ... The 2018 Tigers overcame a three-game deficit heading into the month of November to win the league's West Division crown.

HIGH SCHOOL

Came to the United States (Miami, Fla.) from Nigeria in 2015 ... Attended two different high schools in two years in the Miami area (Miami Edison in 2016; Hialeah Champagnat Catholic in 2017) ... Due to visa issues, played only one season of football and did not complete his senior year of high school ... As a senior at Champagnat Catholic, helped lead the Lions to the Florida High School Athletic Association (FHSAA) Class 2A state championship ... The Lions finished the year with a 9-2 record ... Credited with 56 total tackles and six sacks in only six games ... Coached by Dennis Marroquin ... Following his senior season, played in the 2018 Tru Foundation Public vs Private game in Miramar, Florida ... 247Sports.com rated him a 4-star recruit, No. 55 player in the state of Florida and No. 11 DE in the nation ... ESPN.com ranked him the nation's No. 19 DE.

PERSONAL

Guardian in the United States is Jonathan Drummond ... Birthday is December 12 ... Theatre major.

	#67	OFFENSIVE LINE
	MANUEL ORNA-LOPEZ	
	R-JUNIOR • 1L	
	6-3 • 289	
PHOENIX, ARIZ.		
BROWNE HS/GLENDALE CC		
MAJOR: INTERDISCIPLINARY STUDIES		

CAREER

Returns for his second year after a redshirt season in 2018 ... Has played in three games ... Has seen action on 23 snaps ... Has two years of eligibility remaining.

HONORS (ACADEMIC/ATHLETIC)

Tiger 3.0 Club for 2018 fall and 2019 spring semesters ... 2018-19 American Athletic Conference All-Academic Team.

2018 (JUNIOR)

Redshirted ... Before decision to redshirt, saw action in three games ... Played 23 snaps ... Made collegiate debut vs Georgia State ... Saw action on five snaps vs the Panthers ... Played in his first American Athletic Conference game vs Connecticut ... Logged a season-high 11 snaps ... Final game action of season came against Tulsa (7 snaps) ... Member of the 2018 squad that went 8-6, won the American Athletic Conference West Division title, played in The American Championship Game and earned a Birmingham Bowl berth ... The 2018 Tigers overcame a three-game deficit heading into the month of November to win the league's West Division crown.

2016-17 (GLENDALE CC)

Two-time All-Arizona Community College Athletic Conference second team honoree on the offensive line (2016, 2017) ... Member of the 2017 line that blocked for an offense that averaged over 300 yards of total offense per game (315.1 ypg), which was over a 40 yard-per-game improvement from the 2016 season (272.8 ypg) ... Maintained a 3.3 GPA at Glendale ... After two seasons, received offers from Arizona State, Kansas and Kansas State.

HIGH SCHOOL

Attended Franklin Police and Fire High School while also playing football for Trevor Browne High School ... Played offensive and defensive line for Bruins ... As a senior in 2015, totaled 24 tackles, nine TFL, 3.5 sacks and three forced fumbles ... Earned 2015 All-Arizona Interscholastic Association (AIA) Division III Section IV honors (offensive line) ... Also competed in track and field at Trevor Browne ... Received one offer to play college football coming out of high school ... As a student at Franklin Police and Fire High School, competed on the state champion fire muster team.

PERSONAL

Son of Juan Manvel Orona Valenzuela and Iris Crystal Lopez ... Birthday is July 18 ... Interdisciplinary studies major.

ORONA-LOPEZ'S CAREER OFFENSIVE LINE STATISTICS		
YR	GAMES/STARTS	PLAYS/TOTAL TEAM PLAYS
2018	3/0	23/199
Total	3/0	23/199

ORONA-LOPEZ'S CAREER HIGHS	
Offensive Plays	11, vs UConn, Oct. 6, 2018

ORONA-LOPEZ'S GAME-BY-GAME OFFENSIVE LINE		
Date	Opponent	Position - Plays
9/1/18	Mercer	Did Not Play
9/8/18	at Navy	Did Not Play
9/14/18	Georgia State	Right Guard - 5/62
9/22/18	South Alabama	Did Not Play
9/28/18	at Tulane	Did Not Play

ORONA-LOPEZ'S GAME-BY-GAME OFFENSIVE LINE		
Date	Opponent	Position - Plays
10/6/18	UConn	Right Guard - 11/59
10/13/18	UCF	Did Not Play
10/20/18	at Missouri	Did Not Play
11/3/18	at ECU	Did Not Play
11/10/18	Tulsa	Right Guard - 7/78
11/16/18	at SMU	Did Not Play
11/23/18	Houston	Did Not Play
12/1/18	at UCF	Did Not Play
12/22/18	vs Wake Forest	Did Not Play



#30 DEFENSIVE BACK

RODNEY OWENS

R-SOPHOMORE • TR
6-0 • 189

NASHVILLE, TENN.
ENSWORTH HS/LOUISVILLE/IOWA WESTERN CC

MAJOR: PROFESSIONAL STUDIES

CAREER
Has three years of eligibility remaining.

2018 (IOWA WESTERN CC)
Transferred to Iowa Western Community College from Louisville ... Played the 2018 campaign as a redshirt freshman for the Reivers ... Helped Iowa Western to a 10-1 record and a Graphic Edge Bowl championships ... The 2018 season was the 10th for the Iowa Western football program ... Starred in the defensive backfield for the Reivers ... Logged 42 total tackles (22 solo), four PBU, two interceptions and one TFL ... Member of the Iowa Western defense that held opponents to under 15 points per game.

2017 (LOUISVILLE)
Signed with Louisville out of high school ... Member of the 2017 Cardinals team that went 8-5 overall and 4-4 in the Atlantic Coast Conference ... Squad earned a postseason berth to the Taxslayer Bowl in Jacksonville, Florida ... Did not see any game action.

HIGH SCHOOL
Played four seasons for head coach Richard Bowers at Ensworth High School ... Helped the Tigers to three winning seasons and three Tennessee Secondary School Athletic Association (TSSAA) Division II-AA state playoff appearances ... Ensworth won the state title in 2013 and finished as state runner-up in 2014 ... 2016 squad advanced to the TSSAA Division II-AA state semifinal round ... Saw action on both sides of the ball at WR and DB ... Tabbed as the No. 7 safety in Tennessee ... Listed as the state's 32nd-ranked prospect and the No. 87 player at safety according to 247Sports ... As a senior, caught 53 passes for 795 yards and seven TD ... On defense, recorded 49 tackles (46 solo), one interception and eight PBU ... 2018 honors included: Tennessee Sports Writers Association (TSWA) All-State first team (WR), All-Region II-AA, All-American Bowl selection and *The Tennessean* Dandy Dozen pick (No. 12) ... As a junior, led the team in receiving with 20 catches for 330 yards and three TD ... Also recorded 52 tackles, nine PBU and three interceptions ... Returned one pick 57 yards for a score ... 2017

2019 MEMPHIS TIGERS

honors included: TSWA All-State first team (DB) and All-Region II-AA ... Member of the Tigers' 2013-14 state title-winning basketball team.

PERSONAL

Son of Rodney and Tiffany Owens ... Birthday is January 27 ... Professional studies major.



#56 OFFENSIVE LINE
DYLAN PARHAM
 R-SOPHOMORE • 1L
 6-3 • 286
 CARROLLTON, GA.
 CARROLLTON HS
 MAJOR: HEALTH STUDIES

CAREER

Member of the team for two seasons ... Saw first season of on-field action in 2018 after redshirting in 2017 ... Moved to the offensive line after being recruited as a tight end ... Has played in 14 games at left guard ... Has played 972-of-1,028 snaps (.946) ... Has three years of eligibility remaining.

HONORS (ACADEMIC/ATHLETIC)

2017-18, 2018-19 American Athletic Conference All-Academic Team ... Dean's List for the 2018 fall semester ... Tiger 3.0 Club for 2017 fall, 2018 spring, 2018 fall and 2019 spring semesters.

2018 (REDSHIRT FRESHMAN)

Started all 14 games at left guard ... Logged action on 972-of-1,028 snaps (.946) ... Member of offensive line that paved the way for a school-record 7,324 yards of total offense (3,919 rush/3,405 pass) ... 2018 Tigers rushing attack shattered season records for yards (3,919/previous record: 3,215) and TD (48/previous record: 33) ... Blocked for unanimous All-America RB Darrell Henderson, who rushed for 1,909 yards (third-most in program history) ... Memphis passing game rolled up 3,405 yards and 28 TD, both fifth-most for a season in program history ... Squad set the total yardage record by 400 yards more than the previous mark (6,917 in 2017) ... Made collegiate debut in the season opener vs Mercer ... Played 53 snaps vs the Bears ... Registered a career-high 92 snaps in the regular-season finale win over Houston ... Played every snap in 10 games ... Logged 70 or more snaps in nine contests ... First game in which he played every snap was at Navy (49) ... Played every snap in the last four games (323 straight), including The American Championship Game vs UCF and Birmingham Bowl vs Wake Forest.

2017 (FRESHMAN)

Redshirted ... Member of 2017 squad that went 10-3, won The American West Division title (7-1 league record) and played in The American Championship Game ... Squad earned the program's first Liberty Bowl bid and played in the hometown's postseason classic ... Moved to the offensive line from his tight end position in 2018 spring drills.

HIGH SCHOOL

Played his prep career at Carrollton High School ... Primarily used as a run/pass blocker at tight end in 2016 ... Moved to tight end in 2016 after playing exclusively on defense (LB) in previous seasons ... Extension of the 2016 Trojans offensive line that helped the offense pile up over 4,200 yards of total offense (2,300 rush/1,900 pass) ... As a senior, caught nine passes for 96 yards and one TD ... 2016 *Times-Georgian* All-Area first team (TE) ... Helped the Trojans reach the Georgia High School Association (GHSAA) Class AAAAA state playoffs quarterfinal round ... Team finished with an 11-2 record in 2016 ... As a junior in 2015, played on the defensive side of the ball ... Collected 48 total stops (23 solo) and had four TFL in 2015 ... Also a member of the Carrollton High School basketball and track and field squads ... In track and field, competed in jumps and sprints ... Participated in the 2014 USAF National Junior Olympic Championships (triple jump) in Houston, Texas.

PERSONAL

Son of Camelle and Dion Parham ... Birthday is August 24 ... Health studies major.

PARHAM'S CAREER OFFENSIVE LINE STATISTICS


YR	GAMES/STARTS	PLAYS/TOTAL TEAM PLAYS
2018	14/14	972/1028
Total	14/14	972/1028

PARHAM'S CAREER HIGHS

Offensive Plays | 92 vs Houston, Nov. 23, 2018

PARHAM'S GAME-BY-GAME OFFENSIVE LINE

Date	Opponent	Position - Plays
9/1/18*	Mercer	53/86 - Left Guard
9/8/18*	at Navy	49/49 - Left Guard
9/14/18*	Georgia State	55/62 - Left Guard
9/22/18*	South Alabama	76/76 - Left Guard
9/28/18*	at Tulane	51/51 - Left Guard
10/6/18*	UConn	50/59 - Left Guard
10/13/18*	UCF	81/81 - Left Guard
10/20/18*	at Missouri	81/81 - Left Guard
11/3/18*	at ECU	82/82 - Left Guard
11/10/18*	Tulsa	71/78 - Left Guard
11/16/18*	at SMU	74/74 - Left Guard
11/23/18*	Houston	92/92 - Left Guard
12/1/18*	at UCF	75/75 - Left Guard
12/22/18*	vs Wake Forest	82/82 - Left Guard



#36 PLACE KICKER
RILEY PATTERSON
 JUNIOR • 2L
 6-0 • 190
 EDWARDSVILLE, ILL.
 EDWARDSVILLE HS
 MAJOR: SUPPLY CHAIN MANAGEMENT

CAREER

Has played in 27 games ... Has scored 217 points on 139-of-143 PAT and 26-of-36 FG ... Has 13 double-figure scoring games ... Has 129 kickoffs for a 59.4 average ... Has 59 kickoffs for touchbacks ... Has made 21-consecutive PATs coming into 2019.

HONORS (ACADEMIC/ATHLETIC)

2017-18, 2018-19 American Athletic Conference All-Academic Team ... Dean's List for 2017 fall, 2018 spring and 2019 spring semesters ... Tiger 3.0 Club for 2017 fall, 2018 spring, 2018 fall and 2019 spring semesters ... 2019 summer intern at St. Jude in the Sports Marketing department.

ON THE CHARTS

Career: Ninth-most in overall scoring (217 points) ... Sixth in most points kicking ... Third in both PAT made (139) and attempted (143) ... Fourth in PAT percentage (.972) ... **Season:** First (76 in 2018) and tied for second (63 in 2017) in PAT made ... First (79 in 2018) and second (64 in 2017) in PAT attempts ... Tied for 11th (15 in 2018) in FG made ... Tied for ninth (20 in 2018) in FG attempts ... Tied for second (121 points in 2018) and ninth (96 in 2017) in points kicking ... Tied for fourth (121 points in 2018) and tied for 12th (96 in 2017) in overall scoring ... **Game:** Tied for 11th in most points kicking (13) ... Second (10), tied for third (9) and tied for 10th (8) in PAT made ... Tied for fifth in FG attempts (4).

2018 (SOPHOMORE)

Played in all 14 games, including the Birmingham Bowl ... Took over all PAT, FG and kickoffs after sharing the duties the prior season ... Scored 121 points on 76-of-79 PAT and 15-of-20 FG ... Recorded eight double-figure scoring performances ... Part of the highest-scoring team in school history (601 points) ... Had 105 kickoffs for a 59.3 average ... Had 57 touchbacks ... Member of kick return defense that ranked No. 16 in FBS (17.9 ypk) and did not allow a return for TD ... Credited with one solo tackle ... Scored a season-high 12 points twice vs Mercer in the season opener (9-9 PAT/ 1-1 FG) and UCF in the regular season (3-3 PAT/3-3 FG) ... His nine PAT made and attempts vs Mercer were season-highs ... His three FG made vs UCF tied a career-high ... Began season making his first 31 PAT ... Connected on a career-long 52-yard FG at Missouri ... Scored 10 points (7-7 PAT/1-1 FG) in the regular-season finale win over Houston, a victory that clinched the American Athletic Conference West Division title ... Had 11 points (5-5 PAT/2-3 FG) vs UCF in The American Championship Game ... Tied his career-high 65.0 kickoff average twice at Missouri (7 kickoffs) and at SMU (5 kickoffs) ... Recorded a 60.0 kickoff average or better eight times ... Kicked off a career-high 10 times vs Georgia State and at ECU ... Had a career-best seven touchbacks twice at Missouri (7 kickoffs) and at ECU (10).

2017 (FRESHMAN)

Played in all 13 games, including the AutoZone Liberty Bowl ... Started the season sharing place-kicking duties with Spencer Smith, but midway through took over as the primary kicker on PAT and FG ... Scored 96 points on 63-of-64 PAT and 11-of-16 FG ... Recorded five double-figure scoring performances ... Part of the second-highest scoring team in school history (592 points) ... Made his collegiate debut in the season-opening victory over Louisiana Monroe ... Hit all four PAT attempts vs the Warhawks ... Also had his first collegiate kickoff vs

Louisiana Monroe ... Had his first collegiate FG attempt and FG make in the home win over Southern Illinois ... Converted a 30-yard FG vs the Salukis ... Logged a season-high seven kickoffs vs Southern Illinois (60.4 average) ... Had a career-high 65.0 kickoff average vs UCF ... Had first double-figure scoring game with 12 points (3-3 PAT/3-4 FG) in the home win over Navy ... Hit two season-long 42-yard FG vs the Midshipmen ... His first 42-yarder put Memphis ahead for good at 20-19 in the third quarter ... His second 42-yard make came early in the fourth quarter and increased Memphis' lead to 30-19 and proved to be the eventual game-winning points ... Scored double digits in wins over Tulsa (11), SMU (12) and ECU (10) ... Connected on a career-best 10 PAT vs the Pirates ... Scored a career-high 13 points (7-7 PAT/2-4 FG) vs UCF in The American Championship Game ... Had eight points vs Iowa State in the AutoZone Liberty Bowl.

HIGH SCHOOL

Ranked as the nation's No. 4 kicker in the 2017 class by Kohl's Kicking and Punting ... Rated among the nation's top-15 kickers by 247Sports.com (No. 9) and ESPN.com (No. 11) ... Served as the kicker and punter for head coach Matt Martin at Edwardsville High School ... Three-year performer for the Tigers ... Squad's primary kicker and punter his junior and senior campaigns ... Career statistics included: 81-of-91 PAT, 13-of-17 FG, 120 points and long FG of 54 yards ... Also had kickoff average of 50.9 yards (122 KO) and punt average of 40.1 yards (34 punts) ... Earned 2016 St. Louis Post-Dispatch All-Metro third team honors ... Named to the 2016 All-Southwestern Conference first team ... 2016 stats included: 43-of-49 PAT, 6-of-9 FG and 61 points ... Helped Edwardsville High School to a 10-2 overall record and a 6-1 Southwestern Conference mark his senior season ... The Tigers advanced to the Illinois High School Association (IHSA) Class 8A playoffs quarterfinal round ... Kicked the game-winning FG in a 23-20 IHSA Class 8A first-round playoff victory over Oak Park-River Forest ... As a junior in 2015, named All-Southwestern Conference first team at punter and third team at kicker ... 2015 statistics included: 37-of-39 PAT, 6-of-6 FG and 55 points ... Booted a career-long 54-yard FG in a 27-6 win over Belleville West Oct. 9, 2015 ... Edwardsville High School posted a 9-1 overall record and a 7-0 conference mark in 2015 ... The 2015 Southwestern Conference title was the Tigers' third straight.

PERSONAL

Son of Kevin and Tracy Patterson ... Has one sister, Maddi ... Birthday is September 7 ... Supply chain management major.

PATTERSON'S CAREER SCORING STATISTICS

YR	G	PAT	FGM-FGA	PTS	AVG/G
2017	13	63-64	11-16	96	7.4
2018	14	76-79	15-20	121	8.6
Total	27	139-143	26-36	217	8.0

PATTERSON'S CAREER FIELD GOAL STATISTICS

YR	FGM-FGA	LG	PCT	1-19	20-29	30-39	40-49	50+
2017	11-16	42	68.8	-	2-2	7-8	2-4	0-2

2019 MEMPHIS TIGERS

PATTERSON'S CAREER FIELD GOAL STATISTICS

YR	FGM-FGA	LG	PCT	1-19	20-29	30-39	40-49	50+
2018	15-20	52	75.0	1-1	6-7	3-4	4-6	1-2
Total	26-36	52	72.2	1-1	8-9	10-12	6-10	1-4

PATTERSON'S CAREER KICKOFF STATISTICS

YR	G	NO	YDS	AVG	TB	OB	OSK
2017	13	24	1432	59.7	2	2	2
2018	14	105	6225	59.3	57	2	3
Total	27	129	7657	59.4	59	4	5

PATTERSON'S CAREER HIGHS

Points Scored	13, at UCF, Dec. 2, 2017
Kick PAT	10, vs ECU, Nov. 25, 2017
Points by Kicking	13, at UCF, Dec. 2, 2017
Field Goals Made	3, 2x, last vs UCF, Oct. 13, 2018
Field Goal Attempts	4, 2x, last at UCF, Dec. 2, 2017
Longest Field Goal	52, at Missouri, Oct. 20, 2018
Tackles	2, vs SIU, Sept. 23, 2017

PATTERSON'S GAME-BY-GAME KICKING

Date	Opponent	FG	LG	PAT	PTS	KO	AVG	TB	OB
8/31/17	ULM	0-0	-	4-4	4	3	52.7	0	0
9/16/17	UCLA	0-0	-	2-3	2	3	59.3	0	0
9/23/17	SIU	1-1	30	2-2	5	7	60.4	1	0
9/30/17	at UCF	0-0	-	0-0	0	2	65.0	1	0
10/3/17	at UConn	0-0	-	5-5	5	4	62.2	0	1
10/14/17	Navy	3-4	42	3-3	12	0	0.0	0	0
10/19/17	at Houston	0-1	-	6-6	6	0	0.0	0	0
10/27/17	Tulane	0-0	-	8-8	8	3	57.3	0	0
11/3/17	at Tulsa	2-2	33	5-5	11	0	0.0	0	0
11/18/17	SMU	1-1	34	9-9	12	0	0.0	0	0
11/25/17	ECU	0-0	-	10-10	10	2	61.0	0	1
12/2/17	at UCF	2-4	27	7-7	13	0	0.0	0	0
12/30/17	vs Iowa State	2-3	34	2-2	8	0	0.0	0	0
9/1/18	Mercer	1-1	21	9-9	12	9	63.0	5	0
9/8/18	at Navy	0-0	-	3-3	3	4	48.2	1	0
9/14/18	Georgia State	1-1	-	8-8	11	10	46.9	1	1
9/22/18	S Alabama	1-2	42	7-7	10	9	62.6	6	0
9/28/18	at Tulane	1-1	43	3-3	6	4	50.0	2	0
10/6/18	UConn	0-1	-	7-8	7	9	64.4	7	0
10/13/18	UCF	3-3	45	3-3	12	7	59.0	3	0
10/20/18	at Missouri	2-2	52	3-4	9	7	65.0	7	0
11/3/18	at ECU	1-1	22	8-8	11	10	64.2	7	0
11/10/18	Tulsa	2-2	30	5-6	11	8	54.8	2	0
11/16/18	at SMU	0-1	-	4-4	4	5	65.0	3	0
11/23/18	Houston	1-1	-	7-7	10	9	60.7	5	0
12/1/18	at UCF	2-3	36	5-5	11	8	58.6	3	1
12/22/18	vs Wake Forest	0-1	-	4-4	4	6	60.8	5	0

the season opener vs Mercer ... Fourth on team in total tackles (65) ... Third on squad with 45 solo hits ... Posted multiple tackles in 13 of 14 games ... Second on team with seven PBU ... Registered one TFL and one fumble recovery ... Had a season-high eight total tackles (6 solo) at Navy ... Recorded a season-best two PBU in a home win over Connecticut ... Tied that season-high for PBU in a win at ECU ... Had 23 total tackles in the Tigers' November win streak vs ECU (7 total/4 solo), Tulsa (3/2), SMU (7/5) and Houston (6/5) ... Also recorded a PBU in wins over SMU and Houston ... Logged his TFL vs the Cougars ... His PBU vs SMU ended the Mustangs' final drive of the game ... His TFL came at a key moment in the fourth quarter ... After Memphis took the lead at 38-31, Perry stopped Houston RB for a two-yard loss on a 3rd-and-4 and forced a punt ... Tigers scored on the next possession to extend lead to 45-31 with under 10 minutes left ... Credited with five total stops (2 solo), one PBU and one fumble recovery vs UCF in The American Championship Game ... His fumble recovery came early in the first quarter ... Recovered fumble caused by J.J. Russell at the UCF 27-yard line ... Two plays later, Memphis scored for an early 14-0 lead ... Had seven total tackles, all solo hits, vs Wake Forest in the Birmingham Bowl ... The seven solo stops were a career-best.

2017 (REDSHIRT FRESHMAN)

Saw action in all 13 contests, including the AutoZone Liberty Bowl ... Made five starts in the defensive backfield ... Logged 37 total tackles (28 solo), including one TFL ... Recorded eight multi-tackle games ... Had three PBU, one interception and one fumble recovery ... Made his collegiate debut vs Louisiana Monroe ... Had two solo hits vs the Warhawks ... Posted four total stops (3 solo) in the comeback win at Houston ... Registered his first collegiate TFL vs the Cougars ... Credited with a career-high three PBU in a home win over Tulane ... Added seven total tackles (6 solo) vs the Green Wave ... Logged a career-best nine total stops (5 solo) in a home win over SMU ... Had his first collegiate fumble recovery vs the Mustangs ... Picked off his first collegiate pass in the regular-season finale vs ECU ... Credited with four solo tackles vs Iowa State in the AutoZone Liberty Bowl.

2016 (FRESHMAN)

Redshirted ... Member of the 2016 squad that went 8-5 and played in the Boca Raton Bowl.

HIGH SCHOOL

Following the 2015 season, ranked No. 41 in the NOLA.com Nifty 50 ... Helped lead Amite High School to an 8-6 overall record in 2015 ... The Warriors advanced to the Louisiana High School Athletic Association (LHSAA) Class 3A state playoffs semifinal round ... Named to 2015 Louisiana Sports Writers Association (LSWA) Class 3A All-State first team ... Member of 2014 Amite High School squad that went 12-4 and advanced to the LHSAA Class 3A state championship game ... Also a 2014 LSWA Class 3A All-State first team pick ... As a junior, had 72 tackles and six interceptions, including two returns for TD.

#4

LINEBACKER

JOSH PERRY

R-JUNIOR • 2L

6-2 • 200

AMITE, LA.

AMITE HS

MAJOR: SPORT AND LEISURE MANAGEMENT

CAREER

Has played in 27 games, making 17 starts ... Has started 17 of last 18 games ... Has 102 total tackles (73 solo), including two TFL ... Has 21 multi-tackle performances ... Has 10 PBU, one interception and two fumble recoveries ... Redshirted the 2016 season and has two years of eligibility left ... Moved to linebacker in the spring of 2019.

HONORS (ACADEMIC/ATHLETIC)

Tiger 3.0 Club for 2017 fall and 2018 fall semesters.

2018 (REDSHIRT SOPHOMORE)

Played in all 14 contests, including the Birmingham Bowl ... Moved into a regular starting role in the defensive secondary ... Started 13 games ... Only missed start was

2019 MEMPHIS FOOTBALL

2019 MEMPHIS TIGERS

PERSONAL

Son of Pamela and Lamon Perry ... Birthday is June 24 ... Sport and leisure management major.

PERRY'S CAREER DEFENSIVE STATISTICS

YR	G/S	UT	AT	TOT	PD	FR	FF	TFL	SK	INT	QBH	BK
2017	13/6	28	9	37	4	1-0	0	1-1	0-0	1-0	0	0
2018	14/12	45	20	65	7	1-0	0	1-2	0-0	0-0	0	0
Total	27/18	73	29	102	11	2-0	0	2-3	0-0	1-0	0	0

PERRY'S CAREER HIGHS

Tackles	9, vs SMU, Nov. 19, 2017
Tackles for Loss	1, 2x, last vs Houston, Nov. 23, 2018
Pass Breakups	3, vs Tulane, Oct. 27, 2017
Fumble Recoveries	1, 2x, last at UCF, Dec. 1, 2018
Interceptions	1, vs ECU, Nov. 25, 2017

PERRY'S GAME-BY-GAME DEFENSE

Date	Opponent	UT	AT	TT	TFL	SK	FF	FR	PB	INT	QBH
8/31/17	ULM	2	0	2	0-0	0-0	0	0-0	0	0-0	0
9/16/17	UCLA	2	0	2	0-0	0-0	0	0-0	0	0-0	0
9/23/17	SIU	0	0	0	0-0	0-0	0	0-0	0	0-0	0
9/30/17	at UCF	0	0	0	0-0	0-0	0	0-0	0	0-0	0
10/6/17	at UConn	3	1	4	0-0	0-0	0	0-0	0	0-0	0
10/14/17	Navy	0	0	0	0-0	0-0	0	0-0	0	0-0	0
10/19/17	at Houston	3	1	4	1-1	0-0	0	0-0	0	0-0	0
10/27/17*	Tulane	6	1	7	0-0	0-0	0	0-0	3	0-0	0
11/3/17*	at Tulsa	2	2	4	0-0	0-0	0	0-0	0	0-0	0
11/18/17*	SMU	5	4	9	0-0	0-0	0	1-0	0	0-0	0
11/25/17*	ECU	0	0	0	0-0	0-0	0	0-0	0	1-0	0
12/2/17*	at UCF	1	0	1	0-0	0-0	0	0-0	0	0-0	0
12/30/17*	vs Iowa State	4	0	4	0-0	0-0	0	0-0	0	0-0	0
9/1/18	Mercer	1	1	2	0-0	0-0	0	0-0	0	0-0	0
9/8/18*	at Navy	6	2	8	0-0	0-0	0	0-0	0	0-0	0
9/14/18	Georgia State	3	0	3	0-0	0-0	0	0-0	0	0-0	0
9/22/18*	S Alabama	3	2	5	0-0	0-0	0	0-0	0	0-0	0
9/28/18*	at Tulane	2	3	5	0-0	0-0	0	0-0	0	0-0	0
10/6/18*	UConn	0	2	2	0-0	0-0	0	0-0	2	0-0	0
10/13/18*	UCF	5	0	5	0-0	0-0	0	0-0	0	0-0	0
10/20/18*	at Missouri	0	0	0	0-0	0-0	0	0-0	0	0-0	0
11/3/18*	at ECU	4	3	7	0-0	0-0	0	0-0	2	0-0	0
11/10/18*	Tulsa	2	1	3	0-0	0-0	0	0-0	0	0-0	0
11/16/18*	at SMU	5	2	7	0-0	0-0	0	0-0	1	0-0	0
11/23/18*	Houston	5	1	6	1-2	0-0	0	0-0	1	0-0	0
12/1/18*	at UCF	2	3	5	0-0	0-0	0	1-0	1	0-0	0
12/22/18*	vs Wake Forest	7	0	7	0-0	0-0	0	0-0	0	0-0	0

#40

LINEBACKER

THOMAS PICKENS

R-JUNIOR • 2L

6-2 • 210

MEMPHIS, TENN.

MEMPHIS UNIVERSITY SCHOOL

MAJOR: ACCOUNTING

CAREER

Has played in 18 games ... Has 12 total tackles (7 solo) ... Has two multi-tackle games ... Has one interception ... Redshirted the 2016 season and has two years of eligibility remaining.

HONORS (ACADEMIC/ATHLETIC)

2016-17 American Athletic Conference All-Academic Team.

2018 (REDSHIRT SOPHOMORE)

Played in 10 games ... Did not see action in the final four games of the season ... Credited with six total tackles (3 solo) ... Had one interception ... Logged two total hits (1 solo) and his first collegiate interception in the season opener vs Mercer ... His interception ended Mercer's

first drive of the game into Memphis territory in the third quarter ... The pick stopped the Bears' threat at the Memphis 30-yard line (Mercer's next time in Memphis territory came in the fourth quarter and resulted in a TD) ... Logged one solo tackle in games at Tulane and vs Connecticut ... Registered assisted tackles vs Georgia State and at ECU.

2017 (REDSHIRT FRESHMAN)

Saw action in six games ... Made his collegiate debut in the season-opening win over Louisiana Monroe ... Logged six total stops (4 solo) ... Registered his first collegiate tackle, a solo stop, in the home win over UCLA ... Had a career-high three total tackles (1 solo) at UCF ... Recorded solo stops in victories over Connecticut and ECU.

2016 (FRESHMAN)

Redshirted after seeing action in two games ... Member of the 2016 squad that went 8-5 and played in the Boca Raton Bowl.

HIGH SCHOOL

Played both wide receiver and defensive back for head coach Bobby Alston at Memphis University School (MUS) ... Helped lead the Owls to a 7-4 overall record and a Tennessee Secondary School Athletic Association (TSSAA) Division 2 Class AA playoffs quarterfinal appearance ... Caught 39 passes for 782 yards (20.1 average) and seven TD in 2015 ... Also had one interception ... Played on both the kick and punt return units ... Had 53 total tackles, including one sack and one TFL ... Received the MUS position performance award as a receiver ... Named the offense winner of the W.S. Roberts MVP Award ... A 2015 TSSAA Tennessee Titan Mr. Football Division 2-AA back finalist ... Played in the AutoZone Liberty Bowl High School All-Star Team ... Named a 2015 Division 2-AA West coaches All-Region first team honoree ... Also selected a *Commercial Appeal's* Best of Preps finalist in the private schools category ... Also played baseball and ran track at MUS.

PERSONAL

Son of Bobby Pickens and Pamela Seymore-Pickens ... Has one brother, Jonathan Bell, and one sister, Pakita Seymore ... His mom, Pamela Seymore, played basketball at Memphis State University from 1983-85 ... Birthday is November 24 ... Accounting major.

PICKENS' CAREER DEFENSIVE STATISTICS

YR	G/S	UT	AT	TOT	PD	FR	FF	TFL	SK	INT	QBH	BK
2016	2/0	0	0	0	0	0-0	0	0-0	0-0	0-0	0	0
2017	6/0	4	2	6	0	0-0	0	0-0	0-0	0-0	0	0
2018	10/0	3	3	6	0	0-0	0	0-0	0-0	1-4	0	0
Total	16/0	7	5	12	0	0-0	0	0-0	0-0	1-4	0	0

PICKENS' CAREER HIGHS


Tackles	3, 2x, last vs Mercer, Sept. 1, 2018
Interceptions	1 vs Mercer, Sept. 1, 2018

PICKENS' GAME-BY-GAME DEFENSE

Date	Opponent	UT	AT	TT	TFL	SK	FF	FR	PD	INT	QBH
9/3/16	SEMO	0	0	0	0-0	0-0	0	0-0	0	0-0	0
10/14/16	at Tulane	0	0	0	0-0	0-0	0	0-0	0	0-0	0

2019 MEMPHIS TIGERS

PICKENS' GAME-BY-GAME DEFENSE											
Date	Opponent	UT	AT	TT	TFL	SK	FF	FR	PD	INT	QBH
8/31/17	ULM	0	0	0	0-0	0-0	0	0-0	0	0-0	0
9/16/17	UCLA	1	0	1	0-0	0-0	0	0-0	0	0-0	0
9/23/17	SIU	0	0	0	0-0	0-0	0	0-0	0	0-0	0
9/30/17	at UCF	1	2	3	0-0	0-0	0	0-0	0	0-0	0
10/6/17	at UConn	1	0	1	0-0	0-0	0	0-0	0	0-0	0
11/25/17	ECU	1	0	1	0-0	0-0	0	0-0	0	0-0	0
9/1/18	Mercer	1	2	3	0-0	0-0	0	0-0	0	1-4	0
9/8/18	at Navy	0	0	0	0-0	0-0	0	0-0	0	0-0	0
9/14/18	Georgia State	0	1	1	0-0	0-0	0	0-0	0	0-0	0
9/22/18	S Alabama	0	0	0	0-0	0-0	0	0-0	0	0-0	0
9/28/18	at Tulane	1	0	1	0-0	0-0	0	0-0	0	0-0	0
10/6/18	UConn	1	0	1	0-0	0-0	0	0-0	0	0-0	0
10/13/18	UCF	0	0	0	0-0	0-0	0	0-0	0	0-0	0
10/20/18	at Missouri	0	0	0	0-0	0-0	0	0-0	0	0-0	0
11/3/18	at ECU	0	1	1	0-0	0-0	0	0-0	0	0-0	0
11/10/18	Tulsa	0	0	0	0-0	0-0	0	0-0	0	0-0	0
11/16/18	at SMU				Did Not Play						
11/23/18	Houston				Did Not Play						
12/1/18	at UCF				Did Not Play						
12/22/18	vs Wake Forest				Did Not Play						



#7

QUARTERBACK

MARKEVIOUS QUINN

R-SOPHOMORE • SQ

6-3 • 196

RULEVILLE, MISS.

RULEVILLE CENTRAL/PEARL RIVER CC

MAJOR: HEALTH STUDIES

CAREER

Redshirted in 2018 ... Transferred to Memphis after one season at Pearl River Community College ... Has three seasons of eligibility left.

HONORS (ACADEMIC/ATHLETIC)

2018-19 American Athletic Conference All-Academic Team.

2018 (SOPHOMORE)

Transferred to Memphis from Pearl River Community College ... Suffered a knee injury in the spring of 2018 prior to his transfer and went through rehab last fall ... Member of the 2018 squad that went 8-6, won the American Athletic Conference West Division title, played in The American Championship Game and earned a Birmingham Bowl berth ... The 2018 Tigers overcame a three-game deficit heading into the month of November to win the league's West Division crown.

2017 (PEARL RIVER CC)

Played one season for head coach Ted Egger at Pearl River Community College ... Helped lead the Wildcats to a 5-4 record ... Pearl River won three of its last four to end the season ... Wildcats also posted wins over two top-20 opponents ... Began the 2017 campaign as the back-up QB and moved to starter by mid-season ... Played in all nine games ... Dual-threat QB who threw for 943 yards on 77-of-161 passing with six TD ... Rushed for 879 yards on 119 carries with 17 TD ... Led the Wildcats in rushing and passing ... Directed an offense that averaged more than 400 yards and 30 points per game ... Had 226 yards rushing with three TD in a win over East Central ... His 226 yards rushing were the second-best single-game rushing performance in program history ... Scored 17 rushing TD, third-most in National Junior College Athletic Association

(NJCAA) for the 2017 campaign ... Earned All-Mississippi Association of Community and Junior Colleges (MACJC) first team honors ... Rated the No. 2 junior college dual-threat QB after the 2017 season.

HIGH SCHOOL

Played four seasons for Ruleville Central High School in Ruleville, Miss. ... Helped lead the Tigers to three Mississippi High School Activities Association (MHSAA) Class 3A state playoff appearances ... As a senior, threw for 1,923 yards on 176-of-304 passing with 14 TD ... Rushed for 798 yards on 120 carries and eight TD ... Entered the 2016 season rated as one of the state of Mississippi's top-125 seniors by *The Clarion-Ledger*.

PERSONAL

Son of Vinette Turner-Sharp and the grandson of Northy and Freddie Turner ... Birthday is January 26 ... Health studies major.



#52

LINEBACKER

MATT RHODES

FRESHMAN • HS

5-11 • 239

MEMPHIS, TENN.

MEMPHIS UNIVERSITY SCHOOL


MAJOR: HEALTH PROFESSIONS

HIGH SCHOOL

Four-year varsity member for the Memphis University School (MUS) Owls (2015-18) ... Played for head coach Bobby Alston ... Helped lead the Owls to three winning campaigns, including two 10-win seasons in 2016 (10) and 2018 (11) ... MUS earned four-straight Tennessee Secondary School Athletic Association (TSSAA) Division II state playoff berths (AA in 2015, 2016; AAA in 2017, 2018) ... The Owls advanced to the TSSAA Division II-AAA state championship game in 2018 (11-1 record) ... MUS reached the state playoff quarterfinal round in 2017 ... In his final three seasons, amassed 209 total tackles (194 solo), 33.5 TFL and four sacks ... Had seven forced fumbles and five fumble recoveries ... Best season was his senior campaign with 86 solo stops, 17 TFL, three sacks and three QB hurries ... 2018 honors included: Tennessee Football Coaches Association (TnFCA) Division II-AAA All-State Team (athlete), Division II-AAA All-Region first team (LB) and AutoZone Liberty Bowl High School All-Star Game selection ... As a junior and sophomore, earned Division II All-Region second team accolades at LB (AAA, 2017; AA, 2016).

PERSONAL

Son of Naudia James and Marcus Rhodes ... Birthday is January 1 ... Health professions major.

	#18	DEFENSIVE BACK
	GABRIEL ROGERS	
	JUNIOR • TR	
	6-0 • 187	
JACKSON, MISS.		
CALLAWAY HS/JONES COUNTY JC		
MAJOR: PHYSICAL EDUCATION FOR TEACHER EDUCATION		

2017-18 (JONES COUNTY JC)

Played two seasons for head coach Steve Buckley at Jones County Community College ... The Bobcats posted an 18-4 record and won consecutive Mississippi Association of Community and Junior Colleges (MACJC) South Division titles in his two seasons ... Helped Jones County to a 10-2 record and a win in the Mississippi Bowl in 2018 ... The 10-win season was the Bobcats' first since 2001 ... The bowl game win was the program's first since 1998 ... Jones County finished the season ranked No. 5 in the National Junior College Athletic Association (NJCAA) poll ... Started junior college career at WR and moved to DB as a sophomore ... Played in 19 games in his two seasons ... As a freshman, had 15 receptions for 135 yards ... Hauled in a season-best four catches vs Pearl River ... Totaled a season-high 43 receiving yards vs East Mississippi ... Moved to defensive backfield in 2018 ... In nine games, registered 18 total tackles (16 solo), three PBU, two TFL and one interception ... Posted season-highs for total tackles (6), solo (4) and PBU (3) vs Northwest Mississippi ... His interception came against East Central.

HIGH SCHOOL

Played two seasons for Callaway High School in Jackson, Miss. ... Played at wide receiver for the Chargers ... In his two years at Callaway, had 1,851 all-purpose yards ... Ran the ball 50 times for 459 yards ... Caught 52 passes for 781 yards.

PERSONAL

Son of Stacey Baily and Charles Rogers ... Birthday is July 14 ... Physical education for teacher education major.

	#23	LINEBACKER
	JJ RUSSELL	
	JUNIOR • 2L	
	6-1 • 228	
GRENADA, MISS.		
GRENADA HS		
MAJOR: FINANCE		

CAREER

Has played in 24 games ... Has made 12 starts ... Has 67 total tackles (47 solo) ... Has 16 multi-tackle games ... Has 8.5 TFL (29 yards) and three sacks (21 yards) ... Has four QB hurries, three forced fumbles, one fumble recovery and one blocked kick ... Joined the Memphis program in January 2017.

2018 (SOPHOMORE)

Played in all 14 games and started 13 ... Team's seventh-leading tackler with 58 total hits (39 solo) ... His

39 solo stops also were seventh on the squad ... Had 14 multi-tackle games ... Tied for third on the team with 8.5 TFL (29 yards) ... Fifth on squad with 3.0 sacks (21 yards) ... Led team with three forced fumbles ... Added three QB hurries and one fumble recovery ... Logged a career-high nine total tackles (5 solo) vs UCF in The American Championship Game ... Added 1.5 TFL and one forced fumble vs the Knights ... His forced fumble vs UCF came on the Knights' first drive of the game ... Forced the fumble at the UCF 35-yard line and was recovered by Josh Perry at the Knights' 27 ... Two plays after the turnover, Memphis scored a TD for an early 14-0 lead ... Credited with a career-best six solo tackles, including one TFL/sack (11 yards) ... The TFL/sack yardage was a career-high ... His sack came in the second quarter with Memphis leading 10-7 ... Sacked Houston QB for an 11-yard loss from the Cougars 25-yard line to the 14 ... Houston was forced to punt, and Memphis took over at midfield ... Tigers offense scored a TD to increase lead to 17-7 ... Had a career-high two QB hurries in a win at ECU ... Collected first collegiate fumble in a key win at SMU ... Jumped on the loose ball caused by Carlito Gonzalez inside the Memphis 10-yard line late in the second quarter ... His fumble recovery halted an SMU scoring drive and kept Memphis in the lead at 7-3 ... Had a career-best two TFL in a home win over Connecticut ... Registered six total hits (4 solo) and a forced fumble at Navy ... Posted collegiate firsts for TFL (1.5), sacks (1) and forced fumbles (1) in the season opener vs Mercer ... Followed Mercer game with six total hits (4 solo) and one forced fumble at Navy ... His forced fumble came late in the third quarter and was recovered by Tyrez Lindsey near midfield ... Tigers scored off the Midshipmen miscue for a 21-9 lead ... Had five total tackles, all solo stops, vs Wake Forest in the Birmingham Bowl.

2017 (FRESHMAN)

Saw action in 10 contests, including the AutoZone Liberty Bowl ... Recorded nine total tackles (8 solo), one QB hurry and one blocked kick ... Made his collegiate debut in the season-opening win over Louisiana Monroe ... Logged his first collegiate tackle, a solo stop, vs the Warhawks ... Suffered an injury in the win over UCLA and missed the next two games ... Returned to action in the road win at Connecticut ... Credited with first collegiate blocked kick in the home win over Tulane ... Blocked a Green Wave punt that produced a short field for the Memphis offense (Tigers scored TD after the block for a 35-0 lead) ... Also had two solo hits vs Tulane ... Registered a season-high three total tackles, all solo stops, in a home win over ECU ... Credited with first career QB hurry vs the Pirates.

HIGH SCHOOL

Three-year varsity performer for Grenada High School ... Primarily played at LB ... Top-25 player in the state of Mississippi by ESPN.com (No. 23) and 247Sports.com (No. 25) ... Consensus top-75 OLB in the nation by ESPN.com (No. 54), Scout.com (No. 63) and 247Sports.com (No. 71) ... Scout.com rates him the No. 2 OLB in the state of Mississippi and No. 26 OLB in the South ... Career

2019 MEMPHIS TIGERS

stats included: 242 total tackles, 30 TFL, 10 sacks, four forced fumbles and three fumble recoveries ... Named to the *Clarion-Ledger* MSPreps All-State second team in 2016 ... Also picked up 2016 Class 5A All-State first team accolades ... Registered 123 total tackles, 14 TFL, five sacks, two forced fumbles and two fumble recoveries his senior season ... After season campaign, played in the Mississippi-Alabama All-Star Game ... Posted seven tackles in the annual postseason classic.

PERSONAL

Son of Jeanette and Jimmy Russell Birthday is October 12 ... Finance major.

RUSSELL'S CAREER DEFENSIVE STATISTICS

YR	G/S	UT	AT	TOT	PD	FR	FF	TFL	SK	INT	QBH	BK
2017	10/0	8	1	9	0	0	0	0-0	0-0	0-0	1	1
2018	14/12	39	19	58	0	1	3	8.5-29	3-21	0-0	3	0
Total	24/12	47	20	67	0	1	3	8.5-29	3-21	0-0	4	1

RUSSELL'S CAREER HIGHS

Tackles	9, at UCF, Dec. 1, 2018
Tackles for Loss	2, vs UConn, Oct. 6, 2018
Sacks	1, 3x, last vs Houston, Nov. 23, 2018
Quarterback Hurries	2, vs ECU, Nov. 3, 2018
Forced Fumbles	1, 3x, last at UCF, Dec. 1, 2018
Fumble Recoveries	1, at SMU, Nov. 16, 2018
Blocked Punts	1, vs Tulane, Oct. 27, 2017

RUSSELL'S GAME-BY-GAME DEFENSE

Date	Opponent	UT	AT	TT	TFL	SK	FF	FR	PD	INT	QBH	BL
8/31/17	ULM	1	0	1	0-0	0-0	0	0-0	0	0-0	0	0
9/16/17	UCLA	0	0	0	0-0	0-0	0	0-0	0	0-0	0	0
9/23/17	SIU	Did Not Play - Inj.										
9/30/17	at UCF	Did Not Play - Inj.										
10/6/17	at UConn	0	0	0	0-0	0-0	0	0-0	0	0-0	0	0
10/14/17	Navy	0	0	0	0-0	0-0	0	0-0	0	0-0	0	0
10/19/17	at Houston	Did Not Play										
10/27/17	Tulane	2	0	2	0-0	0-0	0	0-0	0	0-0	0	1
11/3/17	at Tulsa	1	0	1	0-0	0-0	0	0-0	0	0-0	0	0
11/18/17	SMU	0	1	1	0-0	0-0	0	0-0	0	0-0	0	0
11/25/17	ECU	3	0	3	0-0	0-0	0	0-0	0	0-0	1	0
12/2/17	at UCF	1	0	1	0-0	0-0	0	0-0	0	0-0	0	0
12/30/17	vs ISU	0	0	0	0-0	0-0	0	0-0	0	0-0	0	0
9/1/18*	Mercer	2	2	4	1.5-5	1-4	1	0-0	0	0-0	0	0
9/8/18*	at Navy	4	2	6	0-0	0-0	1	0-0	0	0-0	0	0
9/14/18*	Georgia State	2	3	5	1-1	0-0	0	0-0	0	0-0	0	0
9/22/18	S Alabama	3	2	5	0-0	0-0	0	0-0	0	0-0	0	0
9/28/18*	at Tulane	2	1	3	0-0	0-0	0	0-0	0	0-0	0	0
10/6/18*	UConn	2	0	2	2-2	0-0	0	0-0	0	0-0	0	0
10/13/18*	UCF	1	1	2	0-0	0-0	0	0-0	0	0-0	0	0
10/20/18	at Mizzou	2	0	2	0-0	0-0	0	0-0	0	0-0	0	0
11/3/18*	at ECU	1	1	2	0.5-2	0-0	0	0-0	0	0-0	2	0
11/10/18*	Tulsa	3	1	4	1-6	1-6	0	0-0	0	0-0	1	0
11/16/18*	at SMU	1	2	3	0-0	0-0	0	1-0	0	0-0	0	0
11/23/18*	Houston	6	0	6	1-11	1-11	0	0-0	0	0-0	0	0
12/1/18*	at UCF	5	4	9	1.5-2	0-0	1	0-0	0	0-0	0	0
12/22/18*	vs Wake Forest	5	0	5	0-0	0-0	0	0-0	0	0-0	0	0



#1 WIDE RECEIVER/RUNNING BACK

TRAVEON SAMUEL

SENIOR • TR
5-7 • 180

PHENIX CITY, ALA.
CENTRAL HS/LOUISVILLE/TROY

MAJOR: MASTER'S IN LIBERAL STUDIES

CAREER

Transitioned to Memphis from Troy ... Prior to Troy, played three seasons at Louisville ... Has one year of eligibility remaining ... In his FBS career, has 60 catches for 756 yards

www.GoTigersGo.com

and two TD ... Has 16 carries for 162 yards and one TD ... Has 34 kick returns for 714 yards and one TD (100-yard return) ... Has 1,628 all-purpose yards (162 rush/756 receive/710 return) ... Has two solo tackles.

2018 (TROY)

Played in one game ... Had three catches for 10 yards vs Boise State ... After the season, transferred to Memphis.

2015-17 (LOUISVILLE)


Suited up for the Cardinals for three seasons ... Played in 38 games ... Starred at WR and KR ... Rolled up 1,618 all-purpose yards (162 rush/746 receive/710 return) ... Best receiving season was 2017 with 21 catches for 339 yards ... Best kick return year was 2015 with 12 returns for 321 yards and one TD ... His kick-return TD was a 100-yarder vs Clemson ... Became first Louisville freshman to return a kick for a TD since 2006 ... Made FBS debut as a freshman vs Auburn in 2015 ... Had 22 receiving yards (2 receptions) and 21 rushing yards vs Auburn ... Caught first career TD vs Pittsburgh as a freshman ... Recorded first FBS start vs Houston his freshman season ... Caught a career-high six receptions vs the Cougars ... As a junior in 2017, piled up a career-high 100 yards receiving (2 catches) ... Had a career-long reception of 78 yards vs the Tigers.

HIGH SCHOOL

Played for head coach Jamey Dubose at Central High School in Phenix City, Ala. ... Helped the Red Devils to three winning seasons and two Alabama High School Athletic Association (AHSAA) Class 6A state playoff berths ... Central won the 2014 Region 2 championship ... For his career, logged more than 5,000 all-purpose yards and 60 TD ... As a senior, accounted for 1,764 all-purpose yards ... Rushed 111 times for 861 yards with 11 scores ... Hauled in 39 passes for 553 yards and three TD ... Earned Alabama Sports Writers Association (ASWA) All-State first team honors in 2014 ... In his junior season in 2013, racked up 781 rushing yards and 452 receiving yards with 24 total TD ... Named ASWA All-State honorable mention ... In 2012, totaled 823 yards on the ground and 19 TD ... Had 43 receptions for 734 yards and five TD as a sophomore ... Had 484 yards in the return game ... Named the top running back at the MVP Camp in Valdosta, Georgia.

PERSONAL

Son of Tyesa Wilson-Bass and Robert Wilson ... Birthday is March 29 ... Pursuing a master's in liberal studies.



#43 LINEBACKER

JA'LEN SIMS

FRESHMAN • HS
6-2 • 221

FULTONDALE, ALA.
FULTONDALE HS

MAJOR: COMPUTER SCIENCE

HIGH SCHOOL

Four-year varsity starter at Fultondale High School in Birmingham, Ala. ... Helped lead the Wildcats to three winning campaigns (2016-18) and four-consecutive

Alabama High School Athletic Association (AHSAA) Class 3A state playoff berths ... Wildcats won three regional titles (2016-18) and advanced to the AHSAA Class 3A state playoffs second round twice (2017, 2018) ... Piled up over 400 total tackles at his LB position his last three seasons ... Averaged 16 tackles a game as a freshman ... As a senior in 2018, had 114 tackles, 17 TFL, two interceptions, one sack, one fumble recovery and one defensive TD ... 2018 honors included: Alabama Sports Writers Association (ASWA) All-State first team, AL.com Super All-State Team, AL.com All-Birmingham Region first team and Alabama-Mississippi All-Star Game selection ... Led 2017 Wildcats to an 11-1 record, with the 11 victories a school record ... That season, was the anchor of the defense that allowed only 11.6 points a game ... Logged 162 total tackles his junior season ... 2017 honors included: ASWA All-State first team, AL.com Super All-State Team, AL.com Birmingham Region Defensive Player of the Year ... As a sophomore in 2016, logged 143 total tackles, 18 sacks and two interceptions ... Named to the ASWA All-State second team and AL.com All-Birmingham Region second team ... Earned AL.com All-Birmingham Region second team honors his freshman season.

PERSONAL

Son of Brandon and Tangee Sims ... Birthday is March 8 ... Computer science major.

	#54	DEFENSIVE LINE
	J'LEN SMITH	
	R-SOPHOMORE • SQ	
	6-2 • 237	
MEMPHIS, TENN.		
WHITEHAVEN HS/WESTERN ILLINOIS		
MAJOR: HUMAN DEVELOPMENT AND LEARNING		

CAREER

Transferred to Memphis from Western Illinois prior to the 2018 season ... Sat out the 2018 campaign and was redshirted ... Has three years of eligibility remaining.

HONORS (ACADEMIC/ATHLETIC)

2018-19 American Athletic Conference All-Academic Team.

2018 (SOPHOMORE)

Redshirted ... Member of the 2018 squad that went 8-6, won the American Athletic Conference West Division title, played in The American Championship Game and earned a Birmingham Bowl berth ... The 2018 Tigers overcame a three-game deficit heading into the month of November to win the league's West Division crown.

2017 (WESTERN ILLINOIS)

Played his initial collegiate season at Western Illinois University in Macomb, Ill. ... Appeared in all 12 games ... Credited with 16 total tackles (9 solo), 5.5 TFL and 2.5 sacks ... Also had two QB hurries, one PBU and one forced fumble ... Logged first collegiate tackle (2 assists), TFL (0.5) and QB hurry in the season opener at Tennessee Tech ... Registered career-highs for total hits (4), solo stops (3) and TFL (2) at Coastal Carolina ... Recorded his


first collegiate forced fumble against the Chanticleers ... Posted a career-high nine yards for TFL/sack at North Dakota State ... Had a TFL/sack for eight yards and his career PBU at Indiana State.

HIGH SCHOOL

Played all four seasons for head coach Rodney Saulsberry at Whitehaven High School ... Member of four Tigers teams that combined for a 50-6 record and earned four-straight Tennessee Secondary School Athletic Association (TSSAA) Class 6A state playoff berths ... The 2014 and 2015 teams reached the state playoff semifinal round ... Helped lead the 2016 Tigers to the TSSAA Class 6A state championship ... Whitehaven posted a perfect 15-0 record ... The Tigers won four-straight District 16AAA crowns ... Played at DL, LB and TE in his career as a Tiger ... In his final two seasons at Whitehaven, logged 66 total tackles (35 solo), 15 TFL and nine sacks ... Also had four forced fumbles and two fumble recoveries ... Named to the 2016 All-Region 4-6A first team.

PERSONAL

Son of Janniece Garner and Artavius Smith ... Birthday is December 9 ... Human development and learning major.

	#27	DEFENSIVE BACK
	MALIEK STALLINGS	
	FRESHMAN • HS	
	6-1 • 168	
MACON, MISS.		
NOXUBEE COUNTY HS		
MAJOR: BUSINESS ECONOMICS		

HIGH SCHOOL

Played four varsity seasons at Noxubee County High School in Macon, Miss. ... Coached by Tyrone Shorter ... Played at QB, WR and DB ... Started prep career at QB ... Moved to DB/WR midway through junior season ... Member of four-straight winning campaigns and four-consecutive Mississippi High School Activities Association (MHSAA) Class 4A state playoff appearances at Noxubee County ... Tigers won three-straight Region 4 titles from 2015-17 ... Helped lead the Tigers to the 2017 MHSAA Class 4A state championship ... 2016 squad reached state quarterfinal round ... Career-wise, passed for 3,083 yards (202-of-420) and 26 TD ... Rushed for 405 yards on 97 carries with six TD ... Caught 44 passes for 639 yards and seven TD ... Had over 4,000 yards of total offense in his career ... On defense, had 15 PBU ... Also served as the team's punter his last two years and posted a 31.0 average and placed four punts inside the 20-yard line ... As a sophomore, played at QB and passed for 2,422 yards and 22 TD ... Named to the 2016 *Commercial Dispatch* All-Area Team (QB) ... Continued at QB at the start of his junior season and threw for 334 yards and three scores ... Moved to WR/DB midway through the campaign ... On defense, logged 20 tackles (16 solo) and 12 PBU ... On offense, had 23 catches for 201 yards and two TD ... One of his two TD receptions was the game-winning score in the MHSAA Class 4A state

2019 MEMPHIS TIGERS

title game ... TD came on a 10-yard catch with under four minutes left in the contest and gave the Tigers their first lead of the game (Noxubee County trailed 28-14 at half-time) ... In the title game, had 98 all-purpose yards, five tackles, one forced fumble and one PBU ... 2018 honors included: All-USA Mississippi first team (DB), Mississippi Association of Coaches (MAC) All-State first team (DB) and Mississippi-Alabama All-Star Game selection.

PERSONAL

Son of Retina Stallings and Tasha Morant ... Birthday is April 12 ... Business economics major.

	#42	RUNNING BACK
	DEVON STARLING	
	FRESHMAN • HS 6-0 • 190 ANTIOCH, TENN. CANE RIDGE HS	
MAJOR: BUSINESS		

HIGH SCHOOL

Three-year member of the varsity squad at Cane Ridge High School in Nashville ... Played for head coach Eddie Woods ... Exploded his final two seasons as the Ravens' primary RB ... In those two seasons, helped Cane Ridge to a combined 24-3 record (13-2 in 2017; 11-1 in 2018) and consecutive Tennessee Secondary School Athletic Association (TSSAA) Class 6A state playoff appearances ... Cane Ridge was the state runner-up in 2017 ... The 2018 squad advanced to the second round ... Piled up 4,356 rushing yards on 528 carries with 49 TD his final two seasons ... Had 24 games with 100 or more rushing yards ... Averaged 161.3 yards per game on the ground ... Added 54 receptions for 424 yards and three scores in those two years ... Scored 56 TD (49 rush/3 receive/3 interception return/1 kick return) his junior and senior campaigns combined ... 2018 honors included: Tennessee Titans Mr. Football Class 6A (first player from Cane Ridge to earn the honor), Offensive MVP of the Toyota East-West All-Star Game, Tennessee Sports Writers Association (TSWA) All-State, Tennessee Football Coaches Association (TnFCA) All-State, All-USA Tennessee first team, Region 5-6A MVP, Tnhighschoolfootball.com Metro Nashville Ultimate Team (RB 1), and *Tennessean* All-Mid-State first team ... 2018 academic accolades included: Middle Tennessee Chapter of the National Football Foundation and College Hall of Fame Scholar-Athlete Award, Waverly Belmont Excellence in Sports and Academics Award and Hume Award finalist ... Received recognition on stage at the 2019 NFL Draft held in Nashville in April ... As a junior in 2017, earned *Tennessean* All-Mid-State second team and All-Region 5-6A honors ... Played basketball for Cane Ridge his senior year ... Averaged 8.3 points in helping the Ravens to a 19-10 record and advance to the state regional quarterfinals ... Squad went 12-2 in district play and earned a share of the District 12AAA championship.

PERSONAL

Son of Tia Starling and Levi Thomas ... Birthday is December 27 ... Business major.


	#65	OFFENSIVE LINE
	JAKE STOPKOTTE	
	FRESHMAN • HS 6-4 • 301 NASHVILLE, TENN. CHRIST PRESBYTERIAN ACADEMY	
MAJOR: SPORT AND LEISURE MANAGEMENT		

HIGH SCHOOL

Four-year member (2015-18) of the varsity squad at Christ Presbyterian Academy in Nashville ... Teams compiled a 44-12 record and earned four-straight Tennessee Secondary School Athletic Association (TSSAA) playoff berths (Class 3A: 2015, 2016; Division II-AA: 2017, 2018) ... 2016 and 2017 Lions advanced to the state playoff semifinals ... 2015 team finished the season as state runner-up ... Helped lead the 2018 Lions to the TSSAA Division II-AA state championship ... Squad posted a perfect 14-0 record on the way to the title ... Member of 2018 offensive line that blocked for a 2,000-yard passer, 1,000-yard rusher and 1,000-yard receiver ... Protected QB Ryan Eledge's blind side ... 2018 honors included: Earned recognition on stage at the 2019 NFL Draft held in Nashville in April, Tennessee Football Coaches Association (TnFCA) Division II-AA All-State, Tennessee Sports Writers Association (TSWA) Division II-AA All-State, Division II-AA All-Middle Region, All-County WillCo, and Toyota East-West All-Star Classic selection ... As a junior, blocked for a 2,000-yard passer, 1,000-yard rusher and 1,000-yard receiver ... Lions averaged nearly 400 yards and 39 points per game ... Earned Division II-AA All-Middle Region honors his junior season.

PERSONAL

Son of Becky Wilson ... Birthday is April 26 ... Sport and leisure management major.

	#59	DEFENSIVE LINE
	CHANDLER STUMP	
	R-JUNIOR • 2L 6-3 • 239 FRANKLIN, TENN. CENTENNIAL HS	
MAJOR: HEALTH STUDIES		

→ Glenn Jones Defensive Scout Team Player of the Year (2017)

CAREER

Has played in 10 games ... Has seen most of his game action on special teams ... Has one solo tackle ... Redshirted the 2016 season and has two years of eligibility remaining ... Moved from linebacker to the defensive line this season.

HONORS (ACADEMIC/ATHLETIC)

2017-18, 2018-19 American Athletic Conference All-Academic Team ... Dean's List for 2017 fall, 2018 spring,

2018 fall and 2019 spring semesters ... Tiger 3.0 Club for 2017 fall, 2018 spring, 2018 fall and 2019 spring semesters ... 2017 Glenn Jones Defensive Scout Team Player of the Year.

2018 (REDSHIRT SOPHOMORE)

Saw action in five games ... Most of his play came on special teams ... Four of his five games were against American Athletic Conference foes ... Had one total tackle ... Logged first collegiate hit, a solo stop, in a home win over Tulsa ... First game action of campaign came at Tulane ... Made season home debut in a win over Connecticut ... Member of the 2018 squad that went 8-6, won the American Athletic Conference West Division title, played in The American Championship Game and earned a Birmingham Bowl berth.

2017 (REDSHIRT FRESHMAN)

Played in five games, with most of the action on special teams ... Made his collegiate debut in the home win over Southern Illinois ... Also saw action in road games at UCF, Connecticut and Tulsa and a home win over ECU ... Member of 2017 squad that went 10-3, won The American West Division title (7-1 league record) and played in The American Championship Game ... Squad earned the program's first Liberty Bowl bid and played in the hometown's postseason classic.

2016 (FRESHMAN)

Redshirted ... Member of the 2016 team that went 8-5 and played in the Boca Raton Bowl.

HIGH SCHOOL

Played three varsity seasons for head coach Brian Rector at Centennial High School in Franklin, Tenn. ... Helped lead the Cougars to a 24-5 overall record and an 11-2 district mark his junior and senior seasons combined ... Centennial advanced deep in the Tennessee Secondary School Athletic Association (TSSAA) Division I state play-offs both seasons ... Squad made it to the TSSAA Division I-Class 5A state semifinals in 2015 and the Class 6A state quarterfinals in 2014 ... Member of the 2015 Cougars defense that allowed fewer than 80 rushing yards per game ... 2015 honors included: All-Region 7-5A, *Franklin Home Page* All-Area honorable mention and *Franklin Home Page* preseason All-Area third team ... As a junior in 2014, had 45 tackles and a team-best seven sacks ... Earned 2014 *Franklin Home Page* All-Area honorable mention accolades.

PERSONAL

Son of Chris and Jenell Stump ... Birthday is November 22 ... Health studies major.

STUMP'S CAREER DEFENSIVE STATISTICS											
YR	G/S	UT	AT	TOT	PD	FR	FF	TFL	SK	INT	QBH
2017	5/0	0	0	0	0	0-0	0	0-0	0-0	0-0	0
2018	5/0	1	0	1	0	0-0	0	0-0	0-0	0-0	0
Total	10/0	1	0	1	0	0-0	0	0-0	0-0	0-0	0

STUMP'S CAREER HIGHS	
Tackles	1, vs Tulsa, Nov. 10, 2018

STUMP'S GAME-BY-GAME DEFENSE											
Date	Opponent	UT	AT	TT	TFL	SK	FF	FR	PB	INT	QBH
9/23/17	SIU	0	0	0	0-0	0-0	0	0-0	0	0-0	0
9/30/17	at UCF	0	0	0	0-0	0-0	0	0-0	0	0-0	0
10/6/17	at UConn	0	0	0	0-0	0-0	0	0-0	0	0-0	0
11/3/17	at Tulsa	0	0	0	0-0	0-0	0	0-0	0	0-0	0
11/25/17	ECU	0	0	0	0-0	0-0	0	0-0	0	0-0	0
9/28/18	at Tulane	0	0	0	0-0	0-0	0	0-0	0	0-0	0
10/6/18	UConn	0	0	0	0-0	0-0	0	0-0	0	0-0	0
10/13/18	UCF	0	0	0	0-0	0-0	0	0-0	0	0-0	0
10/20/18	at Missouri	0	0	0	0-0	0-0	0	0-0	0	0-0	0
11/3/18	at ECU	Did Not Play									
11/10/18	Tulsa	1	0	1	0-0	0-0	0	0-0	0	0-0	0
11/16/18	at SMU	Did Not Play									
11/23/18	Houston	Did Not Play									
12/1/18	at UCF	Did Not Play									
12/22/18	vs Wake Forest	Did Not Play									

#90
DEFENSIVE LINE

JOHN TATE IV

R-JUNIOR • 2L
6-4 • 308
PINE BLUFF, ARK.
PINE BLUFF HS

MAJOR: SPORT AND LEISURE MANAGEMENT

CAREER

Has played in 27 games, making one start ... Has 44 total tackles (29 solo), including 6.5 TFL and four sacks ... Has three PBU, three blocked kicks, two fumble recoveries, one forced fumble and one QB hurry, ... Has 13 multi-tackle performances ... Redshirted the 2016 campaign and has two years of eligibility remaining.

HONORS (ACADEMIC/ATHLETIC)

Dean's List for the 2018 fall semester ... Tiger 3.0 Club for the 2018 fall semester.

2018 (REDSHIRT SOPHOMORE)

Saw action in all 14 games, including the Birmingham Bowl ... Made one start ... Credited with 17 total tackles (10 solo), including six TFL and four sacks ... Had two PBU, two blocked kicks, one fumble recovery and one forced fumble ... Posted four multi-tackle games ... Blocked a career-best two kicks vs Georgia State ... Knocked down a Georgia State PAT in the third quarter and a FG attempt in the fourth period ... The following week vs South Alabama, registered first collegiate sack ... Sack came in the second quarter vs the Jaguars ... Had a season-high three total tackles vs Tulane (3 assists) and Houston (2 solo) ... The two solo stops vs the Cougars tied a season-high ... Recorded his lone forced fumble of the season vs Houston ... Forced the Houston QB to fumble midway through the fourth quarter with Memphis leading 45-31 ... Although the Cougars recovered the loose ball, the play set the Houston offense back, and the drive ended with the Cougars turning the ball over on downs (Memphis scored a TD on next possession to extend lead to 52-31) ... Had two solo hits vs UCF in the regular season ... The tackles vs the Knights were TFL/sacks, both career-bests ... Piled up a career-high 16 TFL/sack yardage vs UCF ... Logged a fumble recovery vs UCF ... His fumble recovery got the ball back for the Tigers just after the Knights had forced a turnover in Memphis territory

2019 MEMPHIS TIGERS

... Recorded a career-high two PBU vs Wake Forest in the Birmingham Bowl.

2017 (REDSHIRT FRESHMAN)

Played in all 13 games, including the AutoZone Liberty Bowl ... Logged 27 total tackles (19 solo), including 0.5 TFL ... Had one PBU, one QB hurry, one fumble recovery and one blocked kick ... Posted nine multi-tackle games ... Made collegiate debut in the season-opening win over Louisiana Monroe ... Credited with first career tackle, PBU and QB hurry in the home win over UCLA ... Had two solo stops vs the Bruins ... QB hurry came on a 2nd-and-10 play from the Memphis 19-yard line midway through the fourth quarter, forcing an incomplete pass ... On the next play, Bruins QB Josh Rosen threw an interception, ending UCLA's final scoring threat ... Recorded a career-high four total stops (3 solo) in a road win at Connecticut ... The three solo hits also were a career best ... Tied career high for total tackles with four in a home win over Navy ... Picked up his first collegiate fumble recovery in the comeback victory at Houston ... With the Cougars driving inside the Memphis 30, Tito Windham sacked Houston QB Kyle Postma and forced a fumble ... Recovered that fumble at the Memphis 37-yard line ... Turnover led to a TD that cut the Houston lead to 31-28 early in the fourth quarter ... Logged first career blocked kick in a home win over ECU ... Blocked the Pirates' PAT after their first TD of the game midway through the third quarter ... Tied career highs with four total tackles and three solo hits vs Iowa State in the AutoZone Liberty Bowl.

2016 (FRESHMAN)

Redshirted ... Member of the 2016 team that went 8-5 and played in the Boca Raton Bowl.

HIGH SCHOOL

Three-year starter for the Pine Bluff High School Zebras from 2013-15 ... Made 39 appearances ... Had career stats of 99 tackles, 18 sacks, 32 TFL and one interception ... Helped lead Pine Bluff High School to back-to-back Arkansas Activities Association (AAA) Class 6A state titles in 2014 (10-3 record) and 2015 (13-0) ... Zebras went 8-4-1 and reached the state title game his sophomore campaign ... Earned Arkansas All-State honors his junior and senior seasons ... Had 39.5 tackles, nine sacks and 13 TFL as a senior in 2015 ... Posted a career-high 2.5 sacks and 2.5 TFL in a 34-27 win over El Dorado his senior season ... In his junior season, recorded 32.5 tackles, 6.5 sacks and 11 TFL ... Recorded a career-best 6.5 tackles in an AAA Class 6A state playoffs semifinal win over Jonesboro ... As a sophomore in 2013, posted 27 tackles, 2.5 sacks, eight TFL and 12 QB hurries ... Also recorded his only career interception in 2013 ... Named to the 2013 *Arkansas Democrat-Gazette* Super Sophomore team.

PERSONAL

Son of John and Pamela Tate ... His father, John Sr., played basketball at Arkansas State and is the Red Wolves third-leading all-time scorer with 1,776 points ... Birthday is January 3 ... Sport and leisure management major.

TATE'S CAREER DEFENSIVE STATISTICS

YR	G/S	UT	AT	TOT	PD	FR	FF	TFL	SK	INT	QBH	BK
2017	13/1	19	8	27	1	1-0	0	0.5-1	0-0	0-0	1	1
2018	14/1	10	7	17	2	1-0	1	6-29	4-24	0-0	0	2
Total	27/2	29	15	44	3	2-0	1	6.5-30	4-24	0-0	1	3

TATE'S CAREER HIGHS

Tackles	4, 3x, last vs Iowa State, Dec. 30, 2017
Tackles for Loss	2, vs UCF, Oct. 13, 2018
Sacks	2, vs UCF, Oct. 13, 2018
Fumble Recoveries	1, 2x, last vs UCF, Oct. 13, 2018
Forced Fumbles	1, vs Houston, Nov. 23, 2018
QB Hurries	1, vs UCLA, Sept. 16, 2017
Pass Breakups	2, vs Wake Forest, Dec. 22, 2018
Blocks	2, vs Georgia State, Sept. 14, 2018 (1 FG, 1 PAT)

TATE'S GAME-BY-GAME DEFENSE

Date	Opponent	UT	AT	TT	TFL	SK	FF	FR	PD	INT	QBH	BK
8/31/17	ULM	0	0	0	0-0	0-0	0	0-0	0	0-0	0	0
9/16/17	UCLA	2	0	2	0-0	0-0	0	0-0	1	0-0	1	0
9/23/17*	SIU	1	1	2	0-0	0-0	0	0-0	0	0-0	0	0
9/30/17	at UCF	2	0	2	0-0	0-0	0	0-0	0	0-0	0	0
10/6/17	at UConn	3	1	4	0-0	0-0	0	0-0	0	0-0	0	0
10/14/17	Navy	2	2	4	0-0	0-0	0	0-0	0	0-0	0	0
10/19/17	at Houston	2	1	3	0-0	0-0	0	1-0	0	0-0	0	0
10/27/17	Tulane	2	0	2	0-0	0-0	0	0-0	0	0-0	0	0
11/3/17	at Tulsa	1	1	2	0-0	0-0	0	0-0	0	0-0	0	0
11/18/17	SMU	0	0	0	0-0	0-0	0	0-0	0	0-0	0	0
11/25/17	ECU	1	0	1	0-0	0-0	0	0-0	0	0-0	0	1
12/2/17	at UCF	0	1	1	0-0	0-0	0	0-0	0	0-0	0	0
12/30/17	vs ISU	3	1	4	0-0	0-0	0	0-0	0	0-0	0	0
9/1/18	Mercer	1	0	1	0-0	0-0	0	0-0	0	0-0	0	0
9/8/18	at Navy	0	0	0	0-0	0-0	0	0-0	0	0-0	0	0
9/14/18	Georgia State	1	1	2	1-1	0-0	0	0-0	0	0-0	0	2
9/22/18	S Alabama	1	0	1	1-4	1-4	0	0-0	0	0-0	0	0
9/28/18*	at Tulane	0	3	3	0-0	0-0	0	0-0	0	0-0	0	0
10/6/18	UConn	0	1	1	0-0	0-0	0	0-0	0	0-0	0	0
10/13/18	UCF	2	0	2	2-16	2-16	0	1-0	0	0-0	0	0
10/20/18	at Missouri	1	0	1	0-0	0-0	0	0-0	0	0-0	0	0
11/3/18	at ECU	0	0	0	0-0	0-0	0	0-0	0	0-0	0	0
11/10/18	Tulsa	1	0	1	0-0	0-0	0	0-0	0	0-0	0	0
11/16/18	at SMU	0	1	1	0.5-3	0-0	0	0-0	0	0-0	0	0
11/23/18	Houston	2	1	3	1.5-5	1-4	1	0-0	0	0-0	0	0
12/1/18	at UCF	0	0	0	0-0	0-0	0	0-0	0	0-0	0	0
12/22/18	vs Wake Forest	1	0	1	0-0	0-0	0	0-0	2	0-0	0	0



#87 **WIDE RECEIVER**

JEREMY TATE JR.

R-FRESHMAN • SQ

6-4 • 226

COLUMBUS, MISS.

NEW HOPE HS

MAJOR: SPORT AND LEISURE MANAGEMENT

→ Glenn Jones Offensive Scout Team Player of the Year (2018)

CAREER

Returns for his second year after a redshirt season in 2018 ... Has four years of eligibility remaining.

2018 (FRESHMAN)

Redshirted ... Member of the 2018 squad that went 8-6, won the American Athletic Conference West Division title, played in The American Championship Game and earned a Birmingham Bowl berth ... The 2018 Tigers overcame a three-game deficit heading into the month of November to win the league's West Division crown.

HIGH SCHOOL

Two-year starter at wide receiver for head coach Kris Pickle at New Hope High School ... Also returned punts and kickoffs ... Helped lead the Trojans to the Mississippi

High School Athletic Association (MissHSAA) Class 4A state playoffs in 2017 ... In final two seasons, grabbed 106 receptions for 1,577 yards and 20 TD ... As a senior, caught a team-high 60 passes for 850 yards and nine TD ... Hauled in seven catches for 175 yards and three TD against Shannon ... 2017 honors included: Mississippi Association of Coaches (MAC) Class 4A All-State, Class 4A All-Region 4 first team, *Commercial Dispatch's* Large Schools All-Area and MAC Class 4A All-State preseason team ... Following his senior campaign, played in the Mississippi/Alabama High School All-Star Classic ... As a junior, had 46 catches for 727 yards and 11 TD ... Named to the 2016 *Commercial Dispatch's* Large Schools All-Area Team.

PERSONAL

Son of Jeremy Tate Sr. and Korki Tate and Narquita Ledbetter... Birthday is December 29 ... Sport and leisure management major.

	#6	RUNNING BACK
	PATRICK TAYLOR JR.	
SENIOR • 3L		
6-3 • 227		
HUMBLE, TEXAS		
ATASCOCITA HS		
MAJOR: MANAGEMENT		

→ Went over 1,000 yards rushing in the AAC Championship game (2018)

→ Is just the sixth back in Memphis history to post a 1,000-yard rushing season (DeAngelo Williams, 3 times; Curtis Steele, 2 times; Darrell Henderson, 2 times; Jerard Arnold, 1 time; Dave Casinelli, 1 time)

→ Most Improved Offensive Player (2018/Highland Hundred)

→ Doak Walker Award Watch List (2019)

→ Maxwell Award Preseason Watch List (2019)

→ AFCA Good Works Team nominee (2019)

CAREER

Has played in 39 games, making three starts ... Has 2,534 rushing yards on 458 carries with 31 TD ... Has 10 games with 100 or more yards rushing ... Has eight multi-TD games (rush TD only) ... Has 47 catches for 382 yards with three TD ... Has 2,920 all-purpose yards with 34 TD ... Has seven multi-TD games (rush/receive combined) ... Has one kick return for four yards.

HONORS (ACADEMIC/ATHLETIC)

Three-time American Athletic Conference All-Academic Team (2016-17, 2017-18, 2018-19) ... Tiger 3.0 Club for the 2017 fall, 2018 spring, 2018 fall and 2019 spring semesters.

ON THE CHARTS

Career: Eighth in carries (458) ... Fourth in rushing yards (2,534) ... Fourth in yards per rush (5.5) ... Fourth in rushing TD (31) ... Fifth in 100-yard rushing games (10) ... Eighth in all-purpose yards (2,920) ... Fifth in most TD scored (34) ... **Season:** Tied for eighth in carries with 208 (2018) ... Eighth in rushing yards with 1,122 (2018) ... Fourth in rushing TD with 16 (2018) ... Tied for sixth in 100-yard rushing games with six (2018) ... Tied for fourth

in consecutive 100-yard rushing games with four (2018) ... 13th in all-purpose yards with 1,323 (2018) Tied for fourth in points scored with 108 (2018) ... Tied for fourth in most TD scored (rush/receive) with 18 (2018)... **Game:** Tied school record for rushing TD (4; vs Houston, 2017).

2018 (JUNIOR)

Saw action in all 14 games ... Made one start ... His lone start came in the Birmingham Bowl ... Second on the team in rushing yards (1,122), carries (208), rushing TD (16) and total TD (18) ... Became only the fourth RB in school history to rush for 1,000 yards in a season (DeAngelo Williams, 3 times/Curtis Steele, 2 times; Darrell Henderson, 2 times) ... Had a long rush of 70 yards ... Hauled in 17 receptions for 197 yards and two scores ... Tied for the squad's longest catch with a 75-yard reception ... Had one kick return for four yards ... Third on the team with 1,323 all-purpose yards ... Logged seven games with 100 or more all-purpose yards ... Posted career-highs for rushing (161) and all-purpose (173) yards in a home win over Connecticut ... Scored a season-high three TD vs the Huskies ... His three TD came on runs of 35, 35 and 12 yards ... Also had one reception for 12 yards vs Connecticut ... Opened the season with 127 all-purpose yards (52 rush/75 receive) in a home win over Mercer ... Caught his career-long 75-yard TD reception in the second quarter vs the Bears to give Memphis a 35-0 lead ... The 75 receiving yards were a career-best ... Scored his first TD of the season — also Memphis' first TD of 2018 — on a 5-yard run four minutes into the first quarter vs Mercer ... Recorded his first collegiate kick return (4 yards) at Navy ... Ran for 75 yards and two TD in a home win over South Alabama ... Filled in for an injured Darrell Henderson (left game early in first half) and rolled up 115 yards on 26 carries with two TD ... Finished 2018 campaign with four-straight 100-yard rushing/all-purpose games vs SMU (112 rush/131 all-purpose), Houston (128/151), UCF (118/141) and Wake Forest (110/111) ... Scored seven TD in those four games (6 rush/1 receive) ... Ran the ball a career-high 30 times vs Wake Forest in the Birmingham Bowl ... Pulled in a career-best four receptions vs UCF in The American Championship Game ... Posted career-long 70-yard rush vs UCF ... His 70-yard scamper resulted in a TD.

2017 (SOPHOMORE)

Played in all 13 games ... Made two starts ... First collegiate start came in the regular-season finale vs ECU ... Second start was vs Iowa State in the AutoZone Liberty Bowl ... Team's second-leading rusher with 866 yards on team-high 157 carries ... Scored a team-high 13 rushing TD ... Hauled in 19 catches for 148 yards with one TD ... Second on the squad in TD scored with 14 ... Team's third-leading scorer with 84 points ... Fourth on the squad with 1,014 all-purpose yards ... Ranked among The American statistical leaders in rushing (10th), scoring (6th) and scoring TD (3rd) ... Registered season-highs for rushing yards (131) and all-purpose yards (134) in the season-opening win over Louisiana Monroe ... Scored the game's first TD vs the Warhawks with a season-long 66-yard scamper ...

2019 MEMPHIS TIGERS

Pulled in a season-long 47-yard reception for a TD in the home win over UCLA ... His spectacular run-after-catch cut the Bruins' lead to 17-13 early in the second quarter ... Missed the Connecticut game due to an injury ... In the comeback win at Houston, had 60 all-purpose yards (39 rush/21 receive) and a career-best four rushing TD ... The four rushing TD tied a school record held by three other Tigers ... All four TD came in the second half ... Posted three-straight 100-yard rushing games vs SMU (112), ECU (127) and UCF in The American Championship Game (107) ... Scored two rushing TD in each of the wins over SMU and ECU ... Carried the ball a season-best 19 times vs UCF ... Had 102 all-purpose yards (68 rush/34 receive) vs Iowa State in the AutoZone Liberty Bowl.

2016 (FRESHMAN)

Dual-threat performer out of the offensive backfield in his first season ... Played in all 13 games ... Team's second-leading rusher with 546 yards on 93 carries and two TD ... His 93 carries also were second on the squad ... Hauled in 11 passes for 37 yards ... Had 583 all-purpose yards (546 rush/37 receive) ... Made his collegiate debut in the season opener vs Southeast Missouri ... Had seven rushes for 86 yards ... Logged a season-long 51-yard run vs the Redhawks ... Followed that performance with 88 yards on 13 carries in a home win over Kansas ... Ran for a season-best 92 yards on 15 carries (6.1 ypc) vs Tulsa ... Ran the ball a season-high 17 times vs Cincinnati ... Rushed nine times for 79 yards (8.8 ypc) vs USF ... Scored first collegiate TD on a three-yard scamper late in the third quarter in a home win over Bowling Green ... Also had a seven-yard TD run at No. 24/25 Navy ... Grabbed a season-high three passes in a road win at Cincinnati ... Had a season-best 21 receiving yards vs Kansas ... Recorded a season-high 109 all-purpose yards (88 rush/21 receive) vs the Jayhawks ... Member of the 2016 Memphis offense that was third in program history for total yards (6,028), points (505) and total TD (57).

HIGH SCHOOL

Three-year varsity performer at Atasococita High School ... Started his final two seasons for the Eagles ... For his career, rushed for 2,139 yards on 322 carries and 29 TD ... Rushing averages were 97.2 yards per game and 6.6 yards per carry ... Had 31 catches for 328 yards and two scores for his career ... As a senior, helped lead the Eagles to a 12-2 record and the University Interscholastic League (UIL) Class 6A Region 2 championship game (fourth round of state playoffs) ... First team from Humble ISD to reach fourth round of Texas state playoffs since 1995 ... Earned All-District 16-6A first team honors ... As a senior, rushed for 1,431 yards on 214 carries with 20 TD ... Had eight 100-yard rushing games, including two 200-yard performances, in 2015 ... Had five multiple TD games ... In a Texas playoffs second-round win over Cedar Ridge, ran for a career-high 281 yards on 39 rushes and scored four TD (also a career best) ... Also had a career-high 293 all-purpose yards in that win (281 rushing, 12 receiving) ... As a junior in 2014, rushed for 708 yards on 108 carries and nine TD ... Had four 100-yard rushing games ... Ran

for a season-best 146 yards on 15 carries in a regular-season victory over Klein Forest his junior campaign.

PERSONAL

Son of Patrick and Katie Taylor ... Has two sisters, Nadia and Nakia ... Nadia is currently a softball player for the Chicago Bandits in the National Pro Fastpitch League (she also played college softball at Texas) ... His dad, Patrick Sr., played football at Nicholls State .. Cousin, Coye' Fairman, is a wide receiver on the Memphis roster ... Birthday is April 29 ... Management major.

TAYLOR'S CAREER RUSHING STATISTICS

YR	G/S	NO	YDS	AVG/R	TD	LG	AVG/G
2016	13/0	93	546	5.9	2	51	42.0
2017	12/2	157	866	5.5	13	66	72.2
2018	14/1	208	1122	5.4	16	70	80.1
Total	39/3	458	2534	5.5	31	70	65.0

TAYLOR'S CAREER RECEIVING STATISTICS

YR	G/S	NO	YDS	AVG/C	TD	LG	REC/G	AVG/G
2016	13/0	11	37	3.3	0	17	0.8	2.8
2017	12/2	19	148	7.8	1	47	1.6	12.3
2018	14/1	17	197	11.6	2	75	1.2	14.1
Total	39/3	47	382	8.1	3	75	1.2	9.8

TAYLOR'S CAREER HIGHS

Rush Attempts	30, vs Wake Forest, Dec. 22, 2018
Rush Yards	161, vs UConn, Oct. 6, 2018
Long Rush	70, at UCF, Dec. 1, 2018
Rushing Touchdowns	4, at Houston, Oct. 19, 2017
Receptions	4, 2x, last at UCF, Dec. 1, 2018
Receiving Yards	75, vs Mercer, Sept. 1, 2018
Receiving Touchdowns	1, 3x, last vs Wake Forest, Dec. 22, 2018
Long Reception	75, vs Mercer, Sept. 1, 2018
All-Purpose Yards	173, vs UConn, Oct. 6, 2018

TAYLOR'S GAME-BY-GAME RUSHING

Date	Opponent	No	Yds	Avg	TD	LG
9/3/16	SEMO	7	86	12.3	0	51
9/17/16	Kansas	13	88	6.8	0	32
9/24/16	Bowling Green	5	45	9.0	1	38
10/1/16	at Ole Miss	5	20	4.0	0	11
10/6/16	Temple	0	0	0.0	0	0
10/14/16	at Tulane	5	3	0.6	0	0.6
10/22/16	at Navy	4	18	4.5	1	7
10/29/16	Tulsa	15	92	6.1	0	43
11/5/16	at SMU	3	7	2.3	0	3
11/12/16	USF	9	79	8.8	0	35
11/18/16	at Cincinnati	17	38	2.2	0	8
11/25/16	Houston	7	36	5.1	0	11
12/20/16	vs W. Kentucky	3	34	11.3	0	23
8/31/17	ULM	15	131	8.7	1	66
9/16/17	UCLA	12	39	3.3	0	10
9/23/17	SIU	16	77	4.8	1	22
9/30/17	at UCF	9	29	3.2	1	9
10/6/17	at UConn	Did Not Play - Inj.				
10/14/17	Navy	5	31	6.2	0	12
10/19/17	at Houston	14	39	2.8	4	11
10/27/17	Tulane	14	50	3.6	0	14
11/3/17	at Tulsa	12	56	4.7	1	18
11/18/17	SMU	18	112	6.2	2	18
11/25/17*	ECU	6	127	21.2	2	60
12/2/17	at UCF	19	107	5.6	1	38
12/30/17*	vs Iowa State	17	68	4.0	0	22
9/1/18	Mercer	9	52	5.8	1	17
9/8/18	at Navy	7	28	4.0	0	11
9/14/18	Georgia State	5	15	3.0	0	7
9/22/18	South Alabama	17	75	4.4	2	25
9/28/18	at Tulane	2	6	3.0	0	6
10/6/18	UConn	11	161	14.6	3	35
10/13/18	UCF	11	47	4.3	0	17
10/20/18	at Missouri	26	115	4.4	2	21

TAYLOR'S GAME-BY-GAME RUSHING

Date	Opponent	No	Yds	Avg	TD	LG
11/3/18	at ECU	16	59	3.7	1	11
11/10/18	Tulsa	20	96	4.8	1	12
11/16/18	at SMU	20	112	5.6	2	34
11/23/18	Houston	19	128	6.7	2	57
12/1/18	at UCF	15	118	7.9	1	70
12/22/18*	vs Wake Forest	30	110	3.7	1	10

TAYLOR'S GAME-BY-GAME RECEIVING

Date	Opponent	No	Yds	Avg	TD	LG
9/3/16	SEMO	0	0	0	0	0
9/17/16	Kansas	2	21	10.5	0	17
9/24/16	Bowling Green	0	0	0.0	0	0
10/1/16	at Ole Miss	0	0	0.0	0	0
10/6/16	Temple	0	0	0.0	0	0
10/14/16	at Tulane	1	0	0.0	0	0
10/22/16	at Navy	1	5	5.0	0	5
10/29/16	Tulsa	0	0	0.0	0	0
11/5/16	at SMU	2	-7	-3.5	0	0
11/12/16	USF	1	2	2.0	0	2
11/18/16	at Cincinnati	3	13	4.3	0	7
11/25/16	Houston	0	0	0.0	0	0
12/20/16	vs W. Kentucky	1	3	3.0	0	3
8/31/17	ULM	1	3	3.0	0	3
9/16/17	UCLA	1	47	47.0	1	47
9/23/17	SIU	2	27	13.5	0	17
9/30/17	at UCF	3	10	3.3	0	5
10/6/17	at UConn	Did Not Play - Inj.				
10/14/17	Navy	0	0	0.0	0	0
10/19/17	at Houston	3	21	7.0	0	9
10/27/17	Tulane	0	0	0.0	0	0
11/3/17	at Tulsa	1	-4	-4	0	0
11/18/17	SMU	1	-1	-1	0	0
11/25/17*	ECU	0	0	0.0	0	0
12/2/17	at UCF	3	11	3.7	0	9
12/30/17*	vs Iowa State	4	34	8.5	0	27
9/1/18	Mercer	1	75	75.0	1	75
9/8/18	at Navy	2	8	4.0	0	5
9/14/18	Georgia State	2	35	17.5	0	22
9/22/18	South Alabama	0	0	0.0	0	0
9/28/18	at Tulane	0	0	0.0	0	0
10/6/18	UConn	1	12	12.0	0	12
10/13/18	UCF	0	0	0.0	0	0
10/20/18	at Missouri	0	0	0.0	0	0
11/3/18	at ECU	1	1	1.0	0	1
11/10/18	Tulsa	0	0	0.0	0	0
11/16/18	at SMU	2	19	9.5	0	10
11/23/18	Houston	3	23	7.7	0	9
12/1/18	at UCF	4	23	5.8	0	15
12/22/18	vs Wake Forest	1	1	1.0	1	1

career-high five times ... First collegiate carry came on Memphis' first drive of the second half ... Gained 13 yards vs the Bears ... Played in his first American Athletic Conference game at Tulane ... Rolled up a career-best 27 yards on four carries in a home win over Connecticut ... Recorded his career-long rush of 17 yards vs the Huskies ... His 17-yard run came midway through the fourth quarter and moved the Tigers inside the Connecticut 30-yard line ... Four plays later, the Tigers scored their final TD of the game ... Had two carries for 10 yards in a home win over Tulsa ... Member of the 2018 squad that went 8-6, won the American Athletic Conference West Division title, played in The American Championship Game and earned a Birmingham Bowl berth.

2017 (FRESHMAN)

Redshirted ... Member of 2017 squad that went 10-3, won The American West Division title (7-1 league record) and played in The American Championship Game ... Squad earned the program's first Liberty Bowl bid and played in the hometown's postseason classic.

HIGH SCHOOL

All-purpose standout for head coach Marcus Wimberly at East High School in Memphis ... Played RB, WR, KR, PR and LB in his prep career ... 247Sports.com rates him the No. 37 all-purpose back nationally ... Top-65 played in the state of Tennessee by ESPN.com (No. 43) and 247Sports.com (No. 64) ... As a senior, helped lead the Mustangs to the Tennessee Secondary School Athletic Association (TSSAA) Class 4A state championship ... Title was East High School's first since 1999 ... Rushed for 119 yards on 21 carries and two TD in the championship game win ... Squad finished 2016 with a 13-2 record ... Semifinalist for the 2016 Tennessee Titans Mr. Football award for TSSAA Division I Class 4A Back ... Other 2016 honors included: Tennessee Sports Writers Association (TSWA) Class 4A All-State Team, Donovan Stewart's Class 4A All-State Team, All-Region 8 4A first team (offense; RB), *Commercial Appeal* Metro Offensive Player of the Year semifinalist, *Commercial Appeal* All-Metro 4A/5A Team and AutoZone Liberty Bowl High School All-Star Game ... As a junior, helped lead the Mustangs to a 12-2 overall record and a 4-0 Region 8 4A mark ... Squad advanced to the TSSAA Class 4A state playoffs semifinal round ... Earned 2015 Region 8 4A All-Region first team defense (LB) honors ... Helped East High School to a 7-4 record his sophomore season in 2014 ... Named to the 2014 All-District 16-AAA first team (LB).

PERSONAL


Lives with his brother, Morris Taylor ... Sport and leisure management major.

TAYLOR'S CAREER RUSHING STATISTICS

YR	G/S	NO	YDS	AVG/R	TDS	LG	AVG/G
2018	5/0	14	62	4.4	0	17	12.4
Total	5/0	14	62	4.4	0	17	12.4

TAYLOR'S GAME-BY-GAME RUSHING

Date	Opponent	No	Yds	Avg	TD	LG
9/1/18	Mercer	5	13	2.6	0	7



#21 **RUNNING BACK**

TIMOTHY TAYLOR

R-SOPHOMORE • 1L
5-10 • 199
MEMPHIS, TENN.
EAST HS

MAJOR: SPORT AND LEISURE MANAGEMENT

CAREER

Member of the team for two seasons ... Saw first season of on-field action in 2018 after redshirting in 2017 ... Has played in five games ... Has 14 rushes for 62 yards ... Has a long rush of 17 yards ... Has three years of eligibility remaining.

2018 (REDSHIRT FRESHMAN)

Saw action in five games ... Ran the ball 14 times for 62 yards ... Had a long rush of 17 yards ... Made collegiate debut in the season opener vs Mercer ... Ran the ball a

2019 MEMPHIS TIGERS

TAYLOR'S GAME-BY-GAME RUSHING

Date	Opponent	No	Yds	Avg	TD	LG
9/8/18	at Navy	Did Not Play				
9/14/18	Georgia State	3	12	4.0	0	6
9/22/18	South Alabama	Did Not Play				
9/28/18	at Tulane	0	0	0.0	0	0
10/6/18	UConn	4	27	6.8	0	17
10/13/18	UCF	Did Not Play				
10/20/18	at Missouri	Did Not Play				
11/3/18	at ECU	Did Not Play				
11/10/18	Tulsa	2	10	5.0	0	8
11/16/18	at SMU	Did Not Play				
11/23/18	Houston	Did Not Play				
12/1/18	at UCF	Did Not Play				
12/22/18	vs Wake Forest	Did Not Play				

#12

DEFENSIVE BACK

LA'ANDRE THOMAS

R-SOPHOMORE • 2L

6-1 • 185

JACKSON, MISS.

WINGFIELD HS

MAJOR: PROFESSIONAL STUDIES

CAREER

Dual-threat QB out of high school that made a successful move to the defensive backfield ... Made a second move in the spring of 2018, switching to a safety spot ... Has played in 16 games ... Has 17 total stops (14 solo), including 1.5 TFL ... Has four PBU and one interception ... Has four multi-tackle games.

HONORS (ACADEMIC/ATHLETIC)

Tiger 3.0 Club for the 2017 fall semester.

2018 (SOPHOMORE)

Saw action in only four games due to an injury ... Played in the season's first three games and did not return to action until the regular-season finale ... Posted a solo stop in the season opener vs Mercer ... Tied a career-high with one PBU in a home win over Georgia State ... Missed the next eight games due to a shoulder injury ... Made his return to the field in the regular-season finale win over Houston ... Tied a career-high with three total tackles vs the Cougars ... His three stops all were solo hits, a career-best ... Logged a career-high one TFL vs Houston ... Did not see action vs UCF in The American Championship Game and vs Wake Forest in the Birmingham Bowl due to injury.

2017 (FRESHMAN)

Played in 12 games, including the AutoZone Liberty Bowl ... Only game missed was the home win over SMU ... Made collegiate debut in the season-opening win over Louisiana Monroe ... Registered first career tackle, a solo stop, vs the Warhawks ... Credited with first collegiate PBU in the home win over Southern Illinois ... Logged first career TFL (0.5) at UCF ... Had two total tackles (1 solo) for his first multi-tackle performance ... Recorded two tackles (1 solo) in the comeback win at Houston ... Posted career highs for total tackles (3) and interceptions (1) in the regular-season finale vs ECU ... Also tied a career best with one PBU vs the Pirates ... His interception vs ECU came late in the second quarter and halted the

Pirates' scoring threat at the Memphis 7-yard line (Tigers scored TD off the interception for a 49-0 lead).

HIGH SCHOOL

Moving to defense at Memphis ... Top-50 dual-threat QB in the nation by 247Sports.com (No. 44) and ESPN.com (No. 47) ... Rated among the top-40 players in the state of Mississippi by ESPN.com (No. 35) and 247Sports.com (No. 39) ... Played on the Wingfield High School varsity squad his junior and senior campaigns ... In his two varsity seasons, connected on 55.2 percent of his passes (260-of-471) for 4,300 yards and 35 TD ... Also carried the ball 184 times for 1,674 yards (9.1 ypc) and 25 TD ... Accounted for nearly 6,000 total yards (5,974) and 60 TD in 2015 and 2016 ... Starter at QB in 2016 ... Named to the 2016 *Clarion-Ledger* MS Preps All-State second team (offense; athlete) ... Also named to the Mississippi High School Athletic Association (MHSAA) Class 5A All-State first team (offense; athlete), as voted on by the Mississippi Association of Coaches (MAC) ... As a senior, connected on 197 of his 345 pass attempts for 3,363 yards and 30 TD ... Ran for 1,068 yards on 128 carries and 18 TD ... Averaged over 400 yards of total offense per game (402.8; 4,431 total yards) his senior season ... In a 46-41 win over South Jones, threw for 507 yards (23-of-29 passing) and six TD ... For his performance vs South Jones, selected to MSGridiron.com/ National Guard High School Team of the Week ... Helped lead the Falcons to a 7-5 overall record and a 3-4 MHSAA 5A Region 3 mark ... The seven wins were the most for a season since before 2004 ... Helped lead Wingfield High School to a spot in the MHSAA 5A state playoffs, where the Falcons lost in the first round ... Selected to play in the MHSAA Bernard Blackwell North-South All-Star Classic in Gulfport, Miss., in mid-December 2016 ... As a junior in 2015, saw action in six games ... Passed for 937 yards (63-of-126) and five TD and also ran for 606 yards (56 carries; 10.8 ypc) and seven scores.

PERSONAL

Son of Toya Turner ... Birthday is August 19 ... Professional studies major.

THOMAS' CAREER DEFENSIVE STATISTICS

YR	G/S	UT	AT	TOT	PD	FR	FF	TFL	SK	INT	QBH
2017	12/0	10	3	13	3	0-0	0	0.5-0	0-0	1-0	0
2018	4/2	4	0	4	1	0-0	0	1-1	0-0	0-0	0
Total	16/2	14	3	17	4	0-0	0	1.5-1	0-0	1-0	0

THOMAS' CAREER HIGHS

Tackles	3, vs ECU, Nov. 25, 2017
Tackles for Loss	1, vs Houston, Nov. 23, 2018
Pass Breakups	2, vs ECU, Nov. 25, 2017
Interceptions	1, vs ECU, Nov. 25, 2017

THOMAS' GAME-BY-GAME DEFENSE

Date	Opponent	UT	AT	TT	TFL	SK	FF	FR	PD	INT	QBH
8/31/17	ULM	1	0	1	0-0	0-0	0	0-0	0	0-0	0
9/16/17	UCLA	0	0	0	0-0	0-0	0	0-0	0	0-0	0
9/23/17	SIU	1	0	1	0-0	0-0	0	0-0	1	0-0	0
9/30/17	at UCF	1	1	2	0.5-0	0-0	0	0-0	0	0-0	0
10/6/17	at UConn	1	0	1	0-0	0-0	0	0-0	0	0-0	0
10/14/17	Navy	1	0	1	0-0	0-0	0	0-0	0	0-0	0
10/19/17	at Houston	1	1	2	0-0	0-0	0	0-0	0	0-0	0
10/27/17	Tulane	0	0	0	0-0	0-0	0	0-0	0	0-0	0

THOMAS' GAME-BY-GAME DEFENSE

Date	Opponent	UT	AT	TT	TFL	SK	FR	PD	INT	QBH
11/3/17	at Tulsa	1	0	1	0-0	0-0	0	0-0	0	0-0
11/25/17	ECU	2	1	3	0-0	0-0	0	0-0	2	1-0
12/2/17	at UCF	1	0	1	0-0	0-0	0	0-0	0	0-0
12/30/17	vs Iowa State	0	0	0	0-0	0-0	0	0-0	0	0-0
9/1/18*	Mercer	1	0	1	0-0	0-0	0	0-0	0	0-0
9/8/18	at Navy	0	0	0	0-0	0-0	0	0-0	0	0-0
9/14/18*	Georgia State	0	0	0	0-0	0-0	0	0-0	1	0-0
9/22/18	S. Alabama	Did Not Play - Inj.								
9/28/18	at Tulane	Did Not Play - Inj.								
10/6/18	UConn	Did Not Play - Inj.								
10/13/18	UCF	Did Not Play - Inj.								
10/20/18	at Missouri	Did Not Play - Inj.								
11/3/18	at ECU	Did Not Play - Inj.								
11/10/18	Tulsa	Did Not Play								
11/16/18	at SMU	Did Not Play								
11/23/18	Houston	3	0	3	1-1	0-0	0	0	0	0-0
12/1/18	at UCF	Did Not Play								
12/22/18	vs Wake Forest	Did Not Play								



#18 **WIDE RECEIVER**
TAHJ WASHINGTON
FRESHMAN • HS
5-11 • 165
MARSHALL, TEXAS
MARSHALL HS

MAJOR: MARKETING MANAGEMENT

HIGH SCHOOL

Three-year varsity performer at Marshall High School from 2016-18 ... Helped the Mavericks to three-straight winning seasons and three-consecutive University Interscholastic League (UIL) Class 5A playoff berths ... Best season came in 2018 with the Mavericks posting a 10-3 record and advancing to the UIL Class 5A Division 2 regional round ... On the way to regional appearance, Marshall won bi-district and area titles ... For his career, pulled in 100 receptions for 1,621 yards and 22 TD ... Ran the ball 43 times for 481 yards and five scores ... Piled up over 2,000 all-purpose yards ... Put up his best campaign as a senior with 868 yards on 45 catches with 12 TD ... The 12 TD were a school record ... Also a special teams weapon on punt (14/27.8 average/2 TD) and kick (13/25.8/2 TD) returns ... 2018 honors included: Texas Associated Press Sports Editors (APSE) Class 5A All-State honorable mention (WR), Texas Sports Writer Association (TSWA) Class 5A All-State second team (KR), TSWA Class 5A All-State honorable mention (WR) District 9-5A Division 2 MVP, and All-Smoaky.com All-East Texas first team (kick/punt return) and second team (wide receiver) ... As a junior, named All-District 16-5A ... Member of the Marshall track and field program ... The Buffs won the 2019 University Scholastic League (UIL) Class 5A state championship ... The crown was Marshall's fourth in the last five years ... Also competed for the Marshall state title teams in 2016 and 2018.

PERSONAL

Son of Shanon Kuykendall and Chris Washington ... Birthday is May 16 ... Marketing management major.



#17 **RUNNING BACK**
KYLAN WATKINS
R-SOPHOMORE • SQ
5-11 • 178
MEMPHIS, TENN.
WHITEHAVEN HS

MAJOR: COMMUNICATION

→ Glenn Jones Offensive Scout Team Player of the Year (2018)

CAREER

Began collegiate career at UT Martin ... Transferred to Memphis prior to 2018 season.

HONORS (ACADEMIC/ATHLETIC)

2018-19 American Athletic Conference All-Academic Team.

2018 (REDSHIRT FRESHMAN)

Transferred to Memphis from UT Martin ... Member of the scout team.

2017 (UT MARTIN)

Did not see action.


HIGH SCHOOL

Played all four seasons for head coach Rodney Saulsberry at Whitehaven High School ... Member of four Tigers teams that combined for a 50-6 record and earned four-straight Tennessee Secondary School Athletic Association (TSSAA) Class 6A state playoff berths ... The 2014 and 2015 teams reached the state playoff semifinal round ... Helped lead the 2016 Tigers to the TSSAA Class 6A state championship ... Whitehaven posted a perfect 15-0 record ... The Tigers won four-straight District 16AAA crowns ... Exploded his final two years with 4,025 yards rushing, 680 receiving and 4,705 all-purpose yards ... Scored 59 TD (50 rush/9 receive) his junior and senior seasons combined ... As a senior, rushed for 1,984 yards and 31 TD ... Had 12 games with 100 or more yards rushing ... Caught 13 passes for 343 yards and five scores ... 2018 honors included: All-USA Tennessee second team, Tennessee Sports Writers Association (TSWA) All-State, Tennessee Titans Mr. Football semifinalist (Class 6A Back), Tnhighschool.com All-Star, All-Region 4-6A, and AutoZone Liberty Bowl High School All Star Game selection ... Rushed for more than 2,000 yards as a junior (2,041) ... Earned All-Region 4-6A honors.

PERSONAL

Son of Albert and Kicki Jones ... Birthday is July 18 ... Communication major.

2019 MEMPHIS TIGERS




#33 DEFENSIVE BACK
JASHON WATKINS-PERKINS
 FRESHMAN • HS
 6-4 • 200
 NASHVILLE, TENN.
 EAST NASHVILLE MAGNET
 MAJOR: UNDECLARED

HIGH SCHOOL

Four-year starter at East Nashville Magnet High School ... Played primarily at WR and DB ... Also saw some time at QB early in his prep career ... Helped the Eagles earn four-straight Tennessee Secondary School Athletic Association (TSSAA) Class 3A playoff berths ... East Nashville advanced to the second round of the playoffs his junior and senior seasons ... Led the Eagles to a 10-2 record, the program's best record in more than a decade ... Career statistics included: 51-of-96 passing for 519 yards and five TD, 571 rushing yards on 89 carries and 10 TD, 43 catches for 641 yards and nine TD, 120 total tackles, 18 PBU and six interceptions ... As a senior in 2018, scored 10 TD and had four interceptions ... 2018 honors included: Toyota East-West All-Star Game, Tnhighschoolfootball.com Metro Nashville Ultimate Team (safety 1), Metro Nashville Football Coaches Association 3A/4A All-City Team, All-Region 5-3A and *Tennessean* preseason Dandy Dozen (No. 11) ... Received recognition on stage at the 2019 NFL Draft held in Nashville in April ... As a junior in 2017, rolled up more than 900 total yards on offense ... Named to the Metro Nashville Football Coaches Association 3A/4A All-City Team ... Also played basketball his freshman year at East Nashville ... A reserve for the 2015-16 Eagles, which posted a 22-9 record and advanced to the TSSAA Class 3A state tournament semifinal round ... Saw action in 15 games ... Member of the Eagles track and field team as a freshman ... Ran in the sprints and relays and also competed in the high jump.

PERSONAL

Son of Vashon Watkins and John Perkins ... Birthday is February 11 ... Major is undecided.



#26 RUNNING BACK
MARQUAVIUS WEAVER
 R-SOPHOMORE • 1L
 5-10 • 201
 BARTLETT, TENN.
 BARTLETT HS
 MAJOR: FINANCE

CAREER

Member of the team for two seasons ... Saw first season of on-field action in 2018 after redshirting in 2017 ... Has seen action in five games ... Has eight carries for 48 yards ... Has a long rush of 32 yards ... Has three years of eligibility remaining.

HONORS (ACADEMIC/ATHLETIC)

2017-18 American Athletic Conference All-Academic Team ... Dean's List for the 2018 spring semester ... Tiger 3.0 Club for the 2018 spring and 2019 spring semesters.

2018 (REDSHIRT FRESHMAN)

Played in five games ... Ran the ball eight times for 48 yards ... Had a long rush of 32 yards ... Made collegiate debut in the season opener vs Mercer ... Ran the ball a career-best four times vs the Bears ... Gained 17 yards on the four carries ... Touched the ball for the first time in his career late in the third quarter (Tigers scored a FG on the drive) ... Had one rush for a career-long 32 yards in a home win over Georgia State ... His 32-yard effort came late in the fourth quarter vs the Panthers and moved the Tigers deep into Georgia State territory ... Saw action in his first American Athletic Conference game in a home win over Connecticut ... Ran the ball two times for five yards vs the Huskies ... Played in games at ECU and vs Tulsa ... Had one carry vs the Golden Hurricane.

2017 (FRESHMAN)

Redshirted ... Member of 2017 squad that went 10-3, won The American West Division title (7-1 league record) and played in The American Championship Game ... Squad earned the program's first Liberty Bowl bid and played in the hometown's postseason classic.

HIGH SCHOOL

Three-year varsity performer at Bartlett High School ... Played running back and wide receiver for the Panthers ... Helped lead Bartlett to three-straight appearances in the Tennessee Secondary School Athletic Association (TSSAA) Division I Class 6A playoffs ... Two-time All-Region 4-6A (2015 second team; 2016 first team) ... Combined for 1,795 yards on 258 carries with 20 TD his final two seasons ... Rushed for 1,170 yards and 14 TD his senior campaign ... Finished the season as the 12th-leading rusher in the Shelby County-Metro area ... Eclipsed the 1,000-yard mark with a career-high 267 yards in his final regular-season game vs Collierville ... The 267 yards and four TD vs the Dragons both were career highs ... The four TD runs came from 4, 3, 55 and 72 yards out ... Named to the 2016 *Commercial Appeal* Best of Preps All-Metro Class 6A Team ... Following his senior season, selected to play in the 2016 AutoZone Liberty Bowl High School All-Star Game ... As a junior, ran for 625 yards and six scores.

PERSONAL

Son of Jamie Pearson ... Birthday is May 23 ... Finance major.

WEAVER'S CAREER RUSHING STATISTICS


YR	G/S	NO	YDS	AVG/R	TDS	LG	AVG/G
2018	5/0	8	51	6.0	0	32	9.6
Total	5/0	8	51	6.0	0	32	9.6

WEAVER'S CAREER HIGHS

Rush Attempts	4, vs Mercer, Sept. 1, 2018
Rush Yards	32, vs Georgia State, Sept. 14, 2018
Long Rush	32, vs Georgia State, Sept. 14, 2018

WEAVER'S GAME-BY-GAME RUSHING

Date	Opponent	No	Yds	Avg	TD	LG
9/1/18	Mercer	4	14	3.5	0	7
9/8/18	at Navy	Did Not Play				
9/14/18	Georgia State	1	32	32.0	0	32
9/22/18	South Alabama	Did Not Play				
9/28/18	at Tulane	Did Not Play				
10/6/18	UConn	2	5	2.5	0	5
10/13/18	UCF	Did Not Play				
10/20/18	at Missouri	Did Not Play				
11/3/18	at ECU	0	0	0	0	0
11/10/18	Tulsa	1	-3	-3	0	-3
11/16/18	at SMU	Did Not Play				
11/23/18	Houston	Did Not Play				
12/1/18	at UCF	Did Not Play				
12/22/18	vs Wake Forest	Did Not Play				



#3

QUARTERBACK

BRADY WHITE

R-JUNIOR • 1L

6-3 • 215

NEWHALL, CALIF.

HART HS/ARIZONA STATE

MAJOR: GRADUATE STUDENT

→ Touchdown Club of Columbus' Players to Watch (2019)

→ Johnny Unitas Golden Arm Award Watch List (2018)

CAREER

Graduate transfer and was eligible immediately for the 2018 season ... Has two more years of eligibility remaining ... Granted one more season of eligibility in May of 2019 ... Transferred to Memphis from Arizona State in January 2018 ... Graduated from Arizona State with a bachelor's degree in business in December of 2017 ... Has 3,296 yards on 246-of-392 passing with 26 TD ... Has a long pass of 75 yards ... Has two 300-yard passing performances ... Has eight multi-TD passing games ... For his FBS career (Arizona State/Memphis), has 3,555 yards on 271-of-441 passing with 28 TD.

HONORS (ACADEMIC/ATHLETIC)

2016 PAC-12 Conference All-Academic first team (QB) ... Dean's List student for the 2018 fall and 2019 spring semesters ... Tiger 3.0 Club for the 2018 fall and 2019 spring semesters ... 2018-19 American Athletic Conference All-Academic Team.

ON THE CHARTS

Career: Eighth in passing yards ... Tied for eighth in TD passes ... Tied for seventh in completions ... **Season:** Fourth in passing yards with 3,296 (2018) ... Fourth in TD passes with 26 (2018) ... Tied for sixth in completions with 246 (2018) ... Ninth in pass attempts with 392 (2018) ... Tied for sixth in completion percentage at 62.7 (2018) ... **Game:** Tied for fifth in passing TD with five twice vs Mercer (2018) and Georgia State (2018) ... 17th in passing yards with 358 vs Mercer (2018).

2018 (REDSHIRT SOPHOMORE)

Took over the starting signal caller duties in his first year as a Tiger ... Directed the most prolific offense in program history with 7,324 total yards ... In full season of action, was 246-of-392 passing for 3,296 yards and 26 TD ... Had

nine interceptions ... Had a long pass of 75 yards twice ... Made Memphis debut in the season opener vs Mercer ... Set career-highs for completions (22), yards (358), TD (5) and long pass (75) vs the Bears ... Completed his first pass as a Tiger on the team's first play of the season, a 6-yarder to Pop Williams ... His first TD pass of season came midway through the first quarter vs Mercer, a 45-yard strike to Damonte Coxie ... His career-long pass was a 75-yard TD pass to Patrick Taylor Jr. early in the second quarter vs Mercer ... Has three carries for eight yards vs Mercer ... Tied career-high with five TD passes in a home win over Georgia State ... Scored his first career rushing TD in the regular-season match-up vs UCF, an 11-yard scamper in the first quarter ... Had a career-high 37 pass attempts at Missouri ... Logged second 300-yard passing performance in a win at ECU ... Threw for 362 yards on 21-of-30 passing with 3 TD ... Tied his career-long pass with a 75-yard TD strike to Damonte Coxie ... Pass came on first play of the third quarter and increased the Memphis lead to 31-17 ... In a key late-season win at SMU, connected with Joey Magnifico on two scores ... Rushed for a career-high 28 yards vs UCF in The American Championship Game ... Had 178 yards passing vs the Knights ... Passed for 171 yards and one TD vs Wake Forest in the Birmingham Bowl.

2015-17 (ARIZONA STATE)

Recruited to Arizona State by Tigers head coach Mike Norvell when he was an assistant in Tempe, Ariz. ... Redshirted the 2015 season ... Appeared in three games in 2016 before suffering an injury that forced him to miss the remainder of 2016 and all of 2017 ... Before the injury, was 25-of-49 passing for 259 yards and two TD ... As a redshirt freshman in 2016, made his collegiate debut vs Southern Cal ... Had 80 yards and one TD vs the Trojans ... Earned his first collegiate start vs UCLA ... Threw for 179 yards and a score vs the Bruins before suffering the season-ending injury.

HIGH SCHOOL

The Class of 2014's second-ranked pro-style quarterback and 54th-ranked player in the country, according to Rivals.com rankings ... At the time, the highest-ranked player (four-star recruit) to sign with the Sun Devils ... Selected to play in the U.S. Army All-American Bowl, serving as the starting quarterback for the West squad ... One of 16 nominees for the 2014 U.S. Army National Player of the Year ... Passed for over 10,000 yards in three seasons of varsity football at Hart High School for head coach Mike Herrington ... Passed for 109 TD and ran for 19 TD in his career ... Career numbers also included 11,634 total yards (10,835 pass/799 rush) ... As a senior, threw for 3,725 yards and 45 TD ... Also ranked second on the Indians with 433 rushing yards and seven scores ... 2014 All-California Interscholastic Federation (CIF) Southern Section/West Valley Division pick ... Posted his best season throwing the ball as a junior in 2013 with 4,535 yards ... Tossed 41 TD ... Added 320 yards rushing and nine TD ... Earned 2013 MaxPreps.com All-America second team honors ... Helped lead the Indians (12-3

2019 MEMPHIS TIGERS

record) to the 2013 CIF-Southern Section title, the program's first CIF crown since 2003.

PERSONAL

Son of Deron and Andrea White ... Birthday is August 15 ... Brother, Brevin, plays football at Princeton ... Sister, Julia, works in the Notre Dame football office ... Will graduate in August 2019 with a master's degree in sports commerce.

WHITE'S CAREER PASSING STATISTICS

YR	G/S	EFF	CMP	ATT	INT	YDS	TD	LG	PCT	AVG/P	AVG/G
2018	14/14	150.7	246	392	9	3296	26	75	62.8	8.4	235.4
Total	14/14	150.7	246	392	9	3296	26	75	62.8	8.4	235.4

WHITE'S CAREER RUSHING STATISTICS

YR	G/S	NO	YDS	AVG/R	TD	LG	AVG/G
2018	14/14	53	-43	-0.8	1	12	-3.1
Total	14/14	53	-43	-0.8	1	12	-3.1

WHITE'S CAREER HIGHS

Pass Completions	22, 2x, last vs South Alabama, Sept. 22, 2018
Pass Attempts	37, at Missouri, Oct. 20, 2018
Passing Yards	362, at ECU, Nov. 3, 2018
Passing Touchdowns	5, 2x, last vs Georgia State, Sept. 14, 2018
Long Passing Play	75, 2x, last at ECU, Nov. 3, 2018
Rush Attempts	11, at Tulane, Sept. 28, 2018
Rush Yards	28, at UCF, Dec. 1, 2018
Long Rush	12, at Tulane, Sept. 28, 2018

WHITE'S GAME-BY-GAME PASSING

Date	Opponent	Att	Comp	Yds	INT	TD	LG	Sack
9/1/18*	Mercer	28	22	358	0	5	75	0
9/8/18*	at Navy	25	15	145	1	0	23	1
9/14/18*	Georgia State	26	19	269	0	5	48	1
9/22/18*	South Alabama	29	22	292	0	2	39	2
9/28/18*	at Tulane	30	14	246	0	2	43	7
10/6/18*	UConn	18	16	239	0	1	44	1
10/13/18*	UCF	29	17	209	0	0	39	1
10/20/18*	at Missouri	37	15	208	2	2	30	3
11/3/18*	at ECU	30	21	362	0	3	75	2
11/10/18*	Tulsa	20	14	184	0	2	33	0
11/16/18*	at SMU	31	18	226	2	2	62	0
11/23/18*	Houston	33	21	209	2	1	44	2
12/1/18*	at UCF	29	17	178	1	0	41	2
12/22/18*	vs Wake Forest	27	15	171	1	1	44	3

WHITE'S GAME-BY-GAME RUSHING

Date	Opponent	No	Yds	Avg	TD	LG
9/1/18*	Mercer	3	20	6.7	0	8
9/8/18*	at Navy	3	-13	-4.3	0	0
9/14/18*	Georgia State	2	4	2.0	0	4
9/22/18*	South Alabama	2	-14	-7.0	0	0
9/28/18*	at Tulane	11	-26	-2.4	0	12
10/6/18*	UConn	2	0	-7.0	0	0
10/13/18*	UCF	4	9	2.2	1	11
10/20/18*	at Missouri	5	-5	-1.0	0	1
11/3/18*	at ECU	2	-17	-8.5	0	0
11/10/18*	Tulsa	1	8	8.0	0	8
11/16/18*	at SMU	2	-1	-0.5	0	2
11/23/18*	Houston	2	-13	-6.5	0	0
12/1/18*	at UCF	8	28	3.5	0	11
12/22/18*	vs Wake Forest	6	-12	-2.0	0	6



#48 PUNTER
ADAM WILLIAMS
 R-SOPHOMORE • 1L
 6-5 • 238
 LEBANON, TENN.
 WILSON CENTRAL
 MAJOR: SPORT AND LEISURE MANAGEMENT

CAREER

Member of the team for two seasons ... Saw first season of on-field action in 2018 after redshirting in 2017 ... Has 58 punts for a 43.2 average (2,503 total yards) ... Has a long punt of 73 yards ... Has 22 punts inside the 20, 18 fair-catches and 12 of more than 50 yards ... Has two kickoffs for a 52.5 average (105 total yards) ... Has one solo tackle ... Has three years of eligibility remaining.

ON THE CHARTS

Season: Eighth in punting average at 43.2 (2018) ...
Game: Tied for fourth in longest punt with a 73-yarder ... Tied for eighth (52.0) and is 18th (50.8) in punting average.

2018 (REDSHIRT FRESHMAN)

Took over the starting role as the team's punter after his redshirt season in 2017 ... Punted 58 times for a 43.2 average (2,503 total yards) ... Had 12 punts of more than 50 yards, including a long of 73 yards ... Placed 22 of his punts inside the 20-yard line ... Had 18 of his punts result in fair-catches ... Ranked fifth in the American Athletic Conference in punt average ... Made his collegiate debut in the season opener vs Mercer ... Had two punts for a 36.0 average and placed one effort inside the 20 ... Logged 50.0-plus averages in two games vs South Alabama (52.0) and SMU (50.8) ... Posted career-highs for punts (8) and total yards (360) vs Wake Forest in the Birmingham Bowl ... Tied career-highs for fair-catches (3), 50-plus (2) and inside the 20 (3) vs the Demon Deacons ... Booted his career-long 73-yard effort at SMU ... With Memphis clinging to a 7-5 lead after halftime, his 73-yarder flipped the field for the Tigers ... SMU forced the Tigers to punt on their first drive of the second half ... His 73-yard punt resulted in a touchback and put the Mustangs at their 20-yard line ... Logged his first collegiate kickoff at Tulane (64 yards) ... Credited with first career tackle, a solo stop, in a home win over Tulsa.

2017 (FRESHMAN)

Redshirted ... Member of 2017 squad that went 10-3, won The American West Division title (7-1 league record) and played in The American Championship Game ... Squad earned the program's first Liberty Bowl bid and played in the hometown's postseason classic.

HIGH SCHOOL

Three-year varsity special teams performer for head coach Brad Dedham at Wilson Central High School ... Helped lead the Wildcats to berths in the Tennessee Secondary School Athletic Association (TSSAA) Division I Class 6A state playoffs in 2015 and 2016 ... The 2015 squad reached the quarterfinal round ... As a senior,

scored 91 points on 43-of-46 PAT and 16-of-18 FG ... Had a long FG of 55 yards ... Also had a touchback rate of 96 percent ... On punts, averaged 47 yards per boot with a long of 73 yards ... 2016 honors included: Tennessee Sports Writers Association (TSWA) Class 6A All-State, All-Region 3-6A Special Teams co-MVP, Tennessee Titans Mr. Football Award (kickers) runner-up, *Wilson Post/Wilson County Special Teams co-MVP* ... Also played basketball and soccer for the Wildcats.


PERSONAL

Son of Bobby and Christine Williams ... Birthday is December 9 ... Sport and leisure management major.

WILLIAMS' CAREER PUNTING STATISTICS											
YR	G	NO	YDS	AVG	LG	BL	TB	FC	50+	I20	
2018	14	58	2503	43.2	73	2	5	18	12	22	
Total	14	58	2503	43.2	73	2	5	18	12	22	

WILLIAMS' HIGHS	
Punt Yards	360, vs Wake Forest, Dec. 22, 2018
Longest Punt	73 at SMU, Nov. 16, 2018
Punts Inside the 20	3, 2x, last vs Wake Forest, Dec. 22, 2018

WILLIAMS' GAME-BY-GAME PUNTING											
Date	Opponent	No	Yds	Avg	LG	TB	FC	50+	I20	BK	
9/1/218	Mercer	2	72	36.0	38	0	0	0	1	0	
9/8/18	at Navy	5	215	43.0	51	0	2	1	2	0	
9/14/18	Georgia State	2	79	39.5	50	1	0	1	1	0	
9/22/18	S Alabama	2	104	52.0	58	0	0	1	2	1	
9/28/18	at Tulane	5	193	38.6	44	1	2	0	1	0	
10/6/18	UConn	1	36	36.0	36	0	0	0	1	0	
10/13/18	UCF	5	216	43.2	52	2	0	1	2	0	
10/20/18	at Missouri	5	232	46.4	58	0	2	1	1	1	
11/3/18	at ECU	5	179	35.8	42	0	3	0	2	0	
11/10/18	Tulsa	4	146	36.5	43	0	0	0	1	0	
11/16/18	at SMU	4	203	50.8	73	1	1	1	1	0	
11/23/18	Houston	5	236	47.2	57	0	2	2	1	0	
12/1/18	at UCF	5	232	46.4	58	0	3	2	3	0	
12/22/18	vs Wake Forest	8	360	45.0	57	0	3	2	3	0	



#9

WIDE RECEIVER

POP WILLIAMS

SENIOR • 3L

5-9 • 169

DESTREHAN, LA.

DESTREHAN HS

MAJOR: INTERDISCIPLINARY STUDIES

- Athlon Sports Preseason All-American (2019)
- All-AAC First Team (2018)
- Joey Allison Special Teams Player of the Year (2018)

CAREER

Has played in 38 games, making 11 starts ... Has 52 receptions for 528 yards and two TD ... Has 12 multi-reception performances ... Has a career-long catch of 55 yards ... Has 51 punt returns for 484 yards and one TD ... Has a long punt return of 72 yards ... Has two kick returns for 20 yards ... Has six carries for 43 yards ... Has seven solo tackles.

HONORS (ACADEMIC/ATHLETIC)

Tiger 3.0 Club for the 2019 spring semester ... 2018 All-American Athletic Conference first team (punt return).

ON THE CHARTS

Career: Sixth in punt returns (51) ... Sixth in punt return yards (484) ... **Season:** Sixth most punt return yards (313, 2018) ... **Game:** Tied for first in punt returns for TD (1 vs Tulsa, 2018) ... Fifth in punt return yards (109 vs Tulsa, 2018) ... Sixth (27.3 ypr vs Tulsa, 2018) and 10th (18.8 vs Georgia State, 2018) in punt return average.

2018 (JUNIOR)

Became a weapon for the Tigers on punt returns ... Saw action in all 14 games ... Made 11 starts, including the Birmingham Bowl ... Led the American Athletic Conference in punt return total yards with 313 (10.8 ypr) and punt returns with 29 ... Ranked second in punt return total yards and third in punt returns in FBS ... Tied for sixth in FBS in punt returns for TD ... Had 27th-longest return in FBS with his career-best 72-yard effort in a home win over Tulsa ... As a member of the receiving corps, had 33 receptions for 304 yards and two TD ... Third on the team in both catches and receiving yards ... Registered eight multi-reception games ... Had a season-long reception of 30 yards at Tulane ... Hauled in a career-high six catches in the season opener vs Mercer ... Mercer game was his first collegiate start ... Had five receptions for a season-high 65 yards and one TD in a home win over South Alabama ... His TD was a 25-yard strike from Brady White to give Memphis a 21-7 lead early in the second quarter ... In addition to his punt return for TD vs Tulsa, had a 1-yard TD reception in the first quarter ... Had 117 all-purpose yards vs the Golden Hurricane (8 receive/109 punt return) ... Pulled in three receptions for 17 yards and added one punt return for three yards vs Wake Forest in the Birmingham Bowl ... Had four carries for 40 yards ... Posted a career-long 19-yard rush in a win at ECU ... Logged one solo stop in a victory at SMU.

2017 (SOPHOMORE)

Played in 11 games, including the AutoZone Liberty Bowl ... Missed two games (SMU, UCF in The American Championship) due to injury ... Hauled in 12 catches for 145 yards ... Has three multi-reception games ... Member of the receiving corps that collected a school season-record 4,355 yards ... The Tigers receivers also pulled in a school season-record 39 TD passes ... Credited with 18 punt returns for 102 yards ... Logged his first catch of the season in the home win over Louisiana Monroe ... Also had his first collegiate rush vs the Warhawks ... Registered two punt returns for 22 yards vs Louisiana Monroe ... Returned one of the punts for a career-long 23 yards ... Carried the ball one time for a career-best 10 yards in the home win over UCLA ... Had three-straight multi-reception games vs Southern Illinois (2-74 yards), UCF (3-28 yards) and Connecticut (4-33 yards) ... His 74 yards vs the Salukis was a career high ... Hauled in a career-long 55-yard catch vs Southern Illinois ... Catch came on the Tigers' opening drive of the second half ... Moved the ball inside the Southern Illinois 20-yard line ... Darrell Henderson scored on the next play (14-yard scamper) to give Memphis a 24-21 lead ... Also had a career-best five punt returns vs the Salukis ... Recorded a season-best

2019 MEMPHIS TIGERS

four catches in the road win at Connecticut ... Had a 20-yard punt return that set up the game-winning TD drive in the victory at Houston ... Had one catch vs Iowa State in the AutoZone Liberty Bowl.

2016 (FRESHMAN)

Saw action in all 13 games ... Made seven catches for 79 yards ... Also had four punt returns for 69 yards ... Posted two multi-reception games ... Multi-catch games came vs Tulane (2-8 yards) and Western Kentucky (2-23 yards) ... The two receptions in each game were a season high ... Caught first collegiate pass in his collegiate debut in the season-opening win over Southeast Missouri ... Catch was a 13-yarder from Riley Ferguson that moved the Tigers to the Southeast Missouri 15-yard line on Memphis' first drive of the season ... Two plays later, Memphis scored its first TD of the 2016 season ... Also had first collegiate punt return vs the Redhawks (4 yards) ... Had a season-long 20-yard reception in a road win at SMU ... Reception came in third quarter on a Memphis scoring drive that gave the Tigers a 48-7 lead ... Catch moved Memphis from the SMU 32-yard line to the Mustangs 12 ... Had a season-long 31-yard punt return in a home win over Kansas ... His punt return set up a short field for the Tigers offense, starting at the Kansas 29-yard line ... Five plays later, Memphis scored a TD for a 26-7 lead ... Also had a 30-yard punt return in a road win at Cincinnati ... His punt return set up the Memphis offense at the Bearcats 37-yard line in the third quarter ... Five plays later, the Tigers scored for a 34-0 lead ... Had a season-high 23 receiving yards vs Western Kentucky in the Boca Raton Bowl.

HIGH SCHOOL

Three-year varsity performer for the Destrehan High School Wildcats ... Starred at wide receiver and also played a big role in the return game ... Member of Wildcats squads that posted 37 victories, nine postseason wins, three district titles and one state championship game appearance ... Helped extend a regular-season win streak to 29 games ... Squad won three-straight Louisiana District 7-5A titles from 2013-15 ... As a senior, earned 2015 Louisiana Sports Writers Association (LSWA) All-State honorable mention honors ... Helped lead the Wildcats to an 11-1 record in 2015 ... Had six catches for 125 yards and four touchdowns in a regional/second-round playoffs victory over Barbe ... In final prep game, had 131 receiving yards and two TD in a 2015 Louisiana High School Athletic Association (LHSAA) Class 5A state playoffs quarterfinal loss ... Helped Destrehan High School to a 14-1 record and a LHSAA Class 5A state championship game appearance in 2014 ... Team's second-leading receiver with 38 catches for 584 yards and seven TD his junior season.

PERSONAL

Son of John and Angela Williams ... Full name is John Williams ... Born March 20 ... Interdisciplinary studies major.

WILLIAMS' CAREER RECEIVING STATISTICS

YR	G/S	NO	YDS	AVG/C	TD	LG	REC/G	AVG/G
2016	13/0	7	79	11.3	0	20	0.5	6.1
2017	11/0	12	145	12.1	0	55	1.1	11.3
2018	14/11	33	304	9.2	2	30	2.4	21.7
Total	38/11	52	528	10.2	2	55	1.4	13.9

WILLIAMS' CAREER RUSHING STATISTICS

YR	G/S	NO	YDS	AVG/R	TDS	LG	AVG/G
2016	13/0	0	0	0.0	0	0	0.0
2017	11/0	2	13	6.5	0	10	1.2
2018	14/11	4	40	10.0	0	19	2.9
Total	38/11	6	53	8.8	0	19	1.4

WILLIAMS' CAREER PUNT RETURN STATISTICS

YR	G/S	NO	YDS	TD	LG	AVG/R	AVG/G
2016	13/0	4	69	0	31	17.3	5.3
2017	11/0	18	102	0	23	5.7	9.3
2018	14/11	29	313	1	72	10.8	22.4
Total	38/11	51	484	1	72	9.5	12.7

WILLIAMS' CAREER HIGHS

Points Scored	12, vs Tulsa, Nov. 10, 2018
Touchdowns	2, vs Tulsa, Nov. 20, 2018
Receptions	6, vs Mercer, Sept. 1, 2018
Receiving Yards	74, vs SIU, Sept. 23, 2017
Long Reception	55, vs SIU, Sept. 23, 2017
Punt Returns	5, 2x, last vs Houston, Nov. 23, 2018
Punt Return Yards	109, vs Tulsa, Nov. 10, 2018
Long Punt Return	72, vs Tulsa, Nov. 10, 2018

WILLIAMS' GAME-BY-GAME RECEIVING

Date	Opponent	No	Yds	Avg	TD	LG
9/3/16	SEMO	1	13	13.0	0	13
9/17/16	Kansas	0	0	0.0	0	0
9/24/16	Bowling Green	1	15	15.0	0	15
10/1/16	at Ole Miss	0	0	0.0	0	0
10/6/16	Temple	0	0	0.0	0	0
10/14/16	at Tulane	2	8	4.0	0	7
10/22/16	at Navy	0	0	0.0	0	0
10/29/16	Tulsa	0	0	0.0	0	0
11/5/16	at SMU	1	20	20.0	0	20
11/18/16	at Cincinnati	0	0	0.0	0	0
11/25/16	Houston	0	0	0.0	0	0
8/31/17	ULM	1	2	2.0	0	2
9/16/17	UCLA	0	0	0.0	0	0
9/23/17	SIU	2	74	37.0	0	55
9/30/17	at UCF	3	28	9.3	0	15
10/6/17	at UConn	4	33	8.3	0	12
10/14/17	Navy	1	6	6.0	0	6
10/19/17	at Houston	0	0	0.0	0	0
10/27/17	Tulane	0	0	0.0	0	0
11/3/17	at Tulsa	0	0	0.0	0	0
11/18/17	SMU	Did Not Play - Inj.				
11/25/17	ECU	0	0	0.0	0	0
12/2/17	at UCF	Did Not Play - Inj.				
12/30/17	vs Iowa State	1	2	2.0	0	2
9/1/18*	vs Mercer	6	39	6.5	0	14
9/8/18*	at Navy	4	42	10.5	0	23
9/14/18	Georgia State	0	0	0.0	0	0
9/22/18*	South Alabama	5	65	13.0	1	25
9/28/18*	at Tulane	3	56	18.7	0	30
10/6/18	UConn	1	7	7.0	0	7
10/13/18*	UCF	2	23	11.5	0	13
10/20/18*	at Missouri	3	18	6.0	0	9
11/3/18*	at ECU	1	17	17.0	0	17
11/10/18*	Tulsa	3	8	2.7	1	4
11/16/18*	at SMU	1	7	7.0	0	7
11/23/18	Houston	1	5	5.0	0	5
12/1/18*	at UCF	0	0	0.0	0	0
12/22/18*	vs Wake Forest	3	17	5.6	0	10

WILLIAMS' GAME-BY-GAME RUSHING

Date	Opponent	No	Yds	Avg	TD	LG
8/31/17	ULM	0	0	0.0	0	0

WILLIAMS' GAME-BY-GAME RUSHING

Date	Opponent	No	Yds	Avg	TD	LG
9/16/17	UCLA	1	10	10.0	0	10
9/23/17	SIU	0	0	0.0	0	0
9/30/17	at UCF	0	0	0.0	0	0
10/6/17	at UConn	0	0	0.0	0	0
10/14/17	Navy	0	0	0.0	0	0
10/19/17	at Houston	0	0	0.0	0	0
10/27/17	Tulane	1	3	3.0	0	3
11/3/17	at Tulsa	0	0	0.0	0	0
11/18/17	SMU	Did Not Play - Inj.				
11/25/17	ECU	0	0	0.0	0	0
12/2/17	at UCF	Did Not Play - Inj.				
12/30/17	vs Iowa State	0	0	0.0	0	0
9/1/18*	Mercer	1	8	8.0	0	8
9/8/18*	at Navy	0	0	0.0	0	0
9/14/18	Georgia State	2	13	6.5	0	10
9/22/18*	South Alabama	0	0	0.0	0	0
9/28/18*	at Tulane	0	0	0.0	0	0
10/6/18	UConn	0	0	0.0	0	0
10/13/18*	UCF	0	0	0.0	0	0
10/20/18*	at Missouri	0	0	0.0	0	0
11/3/18*	at ECU	1	19	19.0	0	19
11/10/18*	Tulsa	0	0	0.0	0	0
11/16/18*	at SMU	0	0	0.0	0	0
11/23/18	Houston	0	0	0.0	0	0
12/1/18*	at UCF	0	0	0.0	0	0
12/22/18*	vs Wake Forest	0	0	0.0	0	0

WILLIAMS' GAME-BY-GAME PUNT RETURNS

Date	Opponent	No	Yds	Avg	TD	LG
9/3/16	SEMO	1	4	4.0	0	4
9/17/16	Kansas	1	31	31.0	0	31
9/24/16	Bowling Green	1	4	4.0	0	4
11/18/16	at Cincinnati	1	30	30.0	0	30
8/31/17	ULM	2	22	11.0	0	23
9/16/17	UCLA	2	9	4.5	0	9
9/23/17	SIU	5	10	2.0	0	4
9/30/17	at UCF	1	-1	-1.0	0	-1
10/6/17	at UConn	1	16	16.0	0	16
10/14/17	Navy	2	9	4.5	0	5
10/19/17	at Houston	1	20	20.0	0	20
10/27/17	Tulane	0	0	0.0	0	0
11/3/17	at Tulsa	0	0	0.0	0	0
11/18/17	SMU	Did Not Play - Inj.				
11/25/17	ECU	1	3	3.0	0	3
12/2/17	at UCF	Did Not Play - Inj.				
12/30/17	vs Iowa State	1	9	9.0	0	9
9/1/18*	Mercer	2	-6	-3.0	0	0
9/8/18*	at Navy	3	22	7.3	0	15
9/14/18	Georgia State	4	75	18.8	0	47
9/22/18*	South Alabama	1	18	18.0	0	18
9/28/18*	at Tulane	0	0	0.0	0	0
10/6/18	UConn	3	28	9.3	0	26
10/13/18*	UCF	2	26	13.0	0	16
10/20/18*	at Missouri	0	0	0.0	0	0
11/3/18*	at ECU	3	11	3.7	0	13
11/10/18*	Tulsa	4	109	27.3	1	72
11/16/18*	at SMU	1	-1	-1.0	0	-1
11/23/18	Houston	5	28	5.6	0	12
12/1/18*	at UCF	0	0	0.0	0	0
12/22/18*	vs Wake Forest	1	3	3.0	0	3

fumble recoveries, one forced fumble, one interception (returned for TD) and one blocked kick ... Has 21 multi-tackle games ... Has three carries for two yards ... Has five kick returns for 27 yards.

HONORS (ACADEMIC/ATHLETIC)

2017-18 American Athletic Conference All-Academic Team ... Tiger 3.0 Club for the 2017 fall semester.

2018 (JUNIOR)

Saw action in all 14 games, including the Birmingham Bowl ... Registered 30 total tackles (22 solo) ... Had eight multi-tackle performances ... Second on team in TFL (9.5) and TFL yards (58) ... Tied for second on team in sacks (6) ... Second on squad in sack yards (49) ... Ranked among American Athletic Conference statistical leaders in sacks (7th) and sack yards (T4th), TFL (T20th) and TFL yards (T6th) ... Recorded two PBU, one blocked kick and one fumble recovery ... His play down the stretch of the season keyed Memphis' November sweep ... In the Tigers' four November victories, had 10 total hits (all solo), seven TFL (55 yards), six sacks (49 yards) and one QB hurry ... Three of his eight multi-tackle performances came in the four-game stretch ... Logged a career-high two TFL in wins over Tulsa (17 yards), SMU (16) and Houston (15) ... Posted a career-best two sacks vs Tulsa (17 yards) and Houston (15) ... His 17 TFL/sack yards vs Tulsa were a career-high ... Both TFL/sacks vs the Golden Hurricane came in the first half ... His two TFL and one sack came in first half at SMU ... Had a QB hurry late in the fourth quarter vs the Mustangs ... His QB hurry forced an incomplete pass on SMU's first play of the drive and the Mustangs never found a rhythm the remainder of the possession ... In the American Athletic Conference West Division title-clinching win over Houston, had two TFL/sacks in the fourth quarter to thwart a Cougars' comeback ... Sacked Cougars QB at the Houston 18-yard line on a 4th-and-3 play ... After the sack, Memphis scored a TD five plays later to put the game out of reach at 52-31 ... Posted his second sack of the game on Houston's next possession ... Logged a career-high four solo tackles vs Houston ... Had two total hits (1 solo), one TFL and one fumble recovery vs UCF in The American Championship Game ... His fumble recovery vs the Knights came midway through the first quarter on an O'Bryan Goodson sack ... Fumble recovery set up the Memphis offense near midfield, and the Tigers converted the turnover into a FG ... Earlier in the season, tied a career-best with six total stops (3 solo) at Tulane ... Blocked first collegiate kick in a home win over South Alabama ... His block came on a Jaguars' PAT attempt in the third quarter ... Recorded his first rush attempt (4 yards) and kick return (13 yards) of the season in a home win over Georgia State ... His 13-yard kick return was a career-long.

2017 (SOPHOMORE)

Played in all 13 games, including the AutoZone Liberty Bowl ... Credited with 22 total tackles (11 solo), including 5.0 TFL (19 yards) and two sacks (16 yards) ... Had two QB hurries, one forced fumble and one fumble recovery ... Registered six multi-tackle performances ... Recorded

#38

DEFENSIVE LINE

JONATHAN WILSON

SENIOR • 3L

6-3 • 264

PORT SULPHUR, L.A.

SOUTH PLAQUEMINES HS

MAJOR: HEALTH STUDIES

CAREER

Has played in 40 games, making 31 starts ... Has 82 total tackles (53 solo), including 20.5 TFL (103 yards) and 11 sacks (85 yards) ... Has six QB hurries, two PBU, two

2019 MEMPHIS TIGERS

his first collegiate fumble recovery in the season-opening victory over Louisiana Monroe ... Recovery halted a Warhawks' scoring threat at the Memphis 2-yard line late in the second quarter ... Fell on the loose ball caused by teammate Curtis Akins at the 5-yard line ... Tied season-bests for sacks (1) and sack yardage (10) in the home win over UCLA ... Sack came midway through the third quarter with Memphis clinging to a 34-31 lead ... His sack on Josh Rosen forced the Bruins into a 3rd-and-19 situation from midfield ... On that play, Tim Hart intercepted Rosen and returned it 60 yards for a TD and a 41-31 Memphis lead ... Had three total stops (1 solo) in the home win over Navy ... Posted season-highs for total tackles (4) and solo stops (3) in the home win over Tulane ... The three solo stops tied a season-high ... Has a TFL/sack for six yards vs the Green Wave ... Credited with his first collegiate forced fumble on the TFL/sack.

2016 (FRESHMAN)

Saw action in all 13 games ... Made eight starts ... Credited with 30 total tackles (20-10), six TFL (26 yards), three sacks (20 yards), two PBU, two QB hurries and one interception (61 yards; TD) ... Posted six multi-tackle games ... His six TFL were fourth-most on the squad and his three sacks were third-most ... Logged a career-high six total tackles (3-3) vs Navy ... The three solo hits tied a season-best ... Had one TFL vs the Midshipmen ... Had first collegiate tackle, an assist, in a home win over Kansas ... Picked off his first collegiate pass vs the Jayhawks ... Returned the interception 61 yards for a TD late in the second quarter to give the Tigers a 33-7 lead ... Recorded first collegiate TFL (5 yards) and sack (5 yards) vs Ole Miss ... Also posted first collegiate PBU vs the Rebels ... Had two solo tackles, one TFL (10 yards), one sack (10 yards), one PBU and one QB hurry in a home win over Temple ... Sack vs the Owls came late in the third quarter and pushed Temple back to its own 15-yard line ... On the next play, Genard Avery intercepted an Owls' pass and returned it 23 yards for a TD to put Memphis ahead for good at 20-13 ... Had four total tackles vs Tulane (3 solo), Tulsa (3) and Cincinnati (2) ... The three solo hits vs Tulane were a career high and tied that mark vs Tulsa ... Also logged one TFL (5 yards) and sacks (5 yards) vs the Bearcats ... Saw first collegiate action in the season opener vs Southeast Missouri ... Credited with first collegiate QB hurry vs the Redhawks ... Member of the defense that ranked nationally in caused turnovers (5th; 29 total), fumble recoveries (6th; 13) and turnover margin (18th; +8).

HIGH SCHOOL

Played defensive end and tackle for head coach Stephen Weins at South Plaquemines High School ... Two-time all-district performer as a junior and senior and honorable mention all-state selection as a senior ... Helped lead the Canes to an 8-5 overall record and a second-round appearance in the state playoffs his senior season ... In his final prep campaign, accounted for 32 total tackles, eight TFL, four sacks, two fumble recoveries and three forced fumbles ... As a junior, earned All-District 8-2A honors at both offensive tackle and defensive end and

Class 2A All-State honorable mention recognition at defensive end ... Also competed for the Canes track and field and wrestling teams ... For track and field, ran the 200 meters and threw the shot put ... On the mat, compiled a 35-5 overall record and finished third in the state as a senior.

PERSONAL

Son of Idget and Jonathan Wilson Sr. ... Birthday is March 26 ... Brother, Sean, was a defensive tackle at Tulane and graduated in 2017 ... Health studies major.

WILSON'S CAREER DEFENSIVE STATISTICS

YR	G/S	UT	AT	TT	PD	FR	FF	TFL	SK	INT	QBH	BK
2016	13/8	20	10	30	2	0-0	0	6-26	3-20	1-61	2	0
2017	13/9	11	11	22	0	1-0	1	5-19	2-16	0-0	2	0
2018	14/14	22	8	30	0	1-0	0	9.5-58	6-49	0-0	2	1
Total	40/31	53	29	82	2	2-0	1	20.5-103	11-85	1-61	6	1

WILSON'S CAREER HIGHS


Tackles	6, 2x, last at Tulane, Sept. 28, 2018
Quarterback Hurries	1, 7x, last at SMU, Nov. 16, 2018
Interception	1, vs Kansas, Sept. 17, 2016
Interception Ret. Yds	61, vs Kansas, Sept. 17, 2016
Touchdowns	1, vs Kansas, Sept. 17, 2016
Pass Breakups	1, 2x, last vs Temple, Oct. 6, 2016
Sacks	2, 2x, last vs Houston, Nov. 23, 2018
Tackles for Loss	2, 3x, last vs Houston, Nov. 23, 2018
Fumble Recoveries	1, 2x, last at UCF, Dec. 1, 2018
Forced Fumbles	1, vs Tulane, Oct. 27, 2017
Blocked PAT	1, vs South Alabama, Sept. 22, 2018

WILSON'S GAME-BY-GAME DEFENSE

Date	Opponent	UT	AT	TT	TFL	SK	FF	FR	PD	INT	QBH	BK
9/3/16	SEMO	0	0	0	0-0	0-0	0	0-0	0	0	1	0
9/17/16	Kansas	0	1	1	0-0	0-0	0	0-0	0	1-61	0	0
9/24/16	BGSU	0	0	0	0-0	0-0	0	0-0	0	0-0	0	0
10/1/16	at Ole Miss	1	0	1	1-5	1-5	0	0-0	1	0-0	0	0
10/6/16	Temple	2	0	2	1-10	1-10	0	0-0	1	0-0	1	0
10/14/16*	at Tulane	3	1	4	0-0	0-0	0	0-0	0	0-0	0	0
10/22/16*	at Navy	3	3	6	1-4	0-0	0	0-0	0	0-0	0	0
10/29/16*	Tulsa	3	1	4	0-0	0-0	0	0-0	0	0-0	0	0
11/5/16*	at SMU	1	0	1	0-0	0-0	0	0-0	0	0-0	0	0
11/12/16*	USF	1	0	1	1-1	0-0	0	0-0	0	0-0	0	0
11/18/16*	at Cincin.	2	2	4	1-5	1-5	0	0-0	0	0-0	0	0
11/25/16*	Houston	3	0	3	1-1	0-0	0	0-0	0	0-0	0	0
12/2/16*	vsWKU	1	2	3	0-0	0-0	0	0-0	0	0-0	0	0
8/31/17	ULM	1	0	1	1-1	0-0	0	1-0	0	0-0	0	0
9/16/17	UCLA	1	0	1	1-10	1-10	0	0-0	0	0-0	0	0
9/23/17	SIU	1	2	3	0-0	0-0	0	0-0	0	0-0	0	0
9/30/17*	at UCF	0	1	1	0-0	0-0	0	0-0	0	0-0	1	0
10/6/17*	at UConn	0	1	1	0-0	0-0	0	0-0	0	0-0	0	0
10/15/17	Navy	1	2	3	0.5-0	0-0	0	0-0	0	0-0	0	0
10/19/17*	at Houston	1	0	1	0-0	0-0	0	0-0	0	0-0	1	0
10/27/17*	Tulane	3	1	4	1-6	1-6	1	0-0	0	0-0	0	0
11/3/17*	at Tulsa	0	2	2	0.5-1	0-0	0	0-0	0	0-0	0	0
11/18/17*	SMU	2	1	3	1-1	0-0	0	0-0	0	0-0	0	0
11/25/17*	ECU	0	0	0	0-0	0-0	0	0-0	0	0-0	0	0
12/2/17*	at UCF	1	1	2	0-0	0-0	0	0-0	0	0-0	0	0
12/30/17*	vs Iowa St	0	0	0	0-0	0-0	0	0-0	0	0-0	0	0
9/1/18*	Mercer	0	0	0	0-0	0-0	0	0-0	0	0-0	0	0
9/8/18*	at Navy	2	2	4	0-0	0-0	0	0-0	0	0-0	0	0
9/14/18*	Georgia State	2	2	4	.5-1	0-0	0	0-0	0	0-0	1	0
9/22/18*	S Alabama	0	0	0	0-0	0-0	0	0-0	0	0-0	0	1
9/28/18*	at Tulane	3	3	6	0-0	0-0	0	0-0	0	0-0	0	0
10/6/18*	UConn	1	0	1	0-0	0-0	0	0-0	0	0-0	0	0
10/13/18*	UCF	3	0	3	1-1	0-0	0	0-0	0	0-0	0	0
10/29/18*	at Mizzou	0	0	0	0-0	0-0	0	0-0	0	0-0	0	0
11/3/18*	at ECU	1	0	1	1-7	1-7	0	0-0	0	0-0	0	0
11/10/18*	Tulsa	3	0	3	2-17	2-17	0	0-0	0	0-0	1	0
11/16/18*	at SMU	2	0	2	2-16	1-10	0	0-0	0	0-0	1	0
11/23/18*	Houston	4	0	4	2-15	2-15	0	0-0	0	0-0	0	0
12/1/18*	at UCF	1	1	2	1-1	0-0	0	1-0	0	0-0	0	0

WILSON'S GAME-BY-GAME DEFENSE

Date	Opponent	UT	AT	TT	TFL	SK	FF	FR	PD	INT	QBH	BK
12/22/18*	vs Wake Forest	0	0	0	0-0	0-0	0	0-0	0	0-0	0	0



#45

TIGHT END

KAMERON WILSON

R-FRESHMAN • SQ

6-7 • 240

BESSEMER, ALA.

HUEYTOWN HS

MAJOR: EXERCISE AND SPORT SCIENCE

CAREER

Returns for his second year after a redshirt season in 2018 ... Has four years of eligibility remaining.

2018 (FRESHMAN)


Redshirted after suffering an ankle injury ... Member of the 2018 squad that went 8-6, won the American Athletic Conference West Division title, played in The American Championship Game and earned a Birmingham Bowl berth ... The 2018 Tigers overcame a three-game deficit heading into the month of November to win the league's West Division crown.

HIGH SCHOOL

Played his final two prep seasons for head coach Scott Mansell at Hueytown High School ... After playing basketball as a sophomore, joined the Golden Gophers football program ... Played at TE and WR ... Helped lead Hueytown to back-to-back Alabama High School Athletic Association (AHSAA) Class 6A state playoff appearances in 2016 and 2017 ... Golden Gophers posted a winning campaign in 2017 (8-3 record) ... Named among the top-50 recruits in the Birmingham/Central area (No. 31) prior to senior season ... Suffered a knee injury in summer prior to senior campaign ... Returned to action in late October of 2017 ... Selected to play in the Alabama North-South All-Star Game.

PERSONAL

Son of Tasha Oats ... Birthday is April 30 ... Exercise and sport science major.



#53

OFFENSIVE LINE

DUSTIN WOODARD

SENIOR • 3L

6-2 • 291

CHANDLER, ARIZ.

CHANDLER HS

MAJOR: MANAGEMENT

→ All-AAC First Team (2018)

CAREER

Has seen action in 40 games, making 38 starts ... Moving to center in 2019 ... After seeing most of his game action at left guard the first two years, moved to right guard in 2018 ... Has played 2,612-of-2,942 snaps (.888) ... Has played every snap in 27 games ... Has blocked for three of the top four offenses in program history (2018: 1st; 2017: 2nd; 2016: 4th) ... The three offenses have piled up

more than 20,000 yards (20,269) ... Member of the program's top two scoring offenses (2018: 1st; 2017: 2nd) ... Blocked for an offense that produced a unanimous All-American in Darrell Henderson in 2018 and a consensus All-American in Anthony Miller in 2017.

HONORS (ACADEMIC/ATHLETIC)

Two-time American Athletic Conference All-Academic Team (2016-17, 2017-18) ... Dean's List for the 2018 spring semester ... Tiger 3.0 Club for the 2017 fall, 2018 spring and 2019 spring semesters ... 2018 All-American Athletic Conference first team ... 2016 247Sports.com True Freshman All-America Team.

2018 (JUNIOR)

Started all 14 games at right guard ... Moved to right guard after playing the previous two seasons at left guard ... Played 896-of-1,037 snaps (.864) ... Saw action on every snap in 11 games, including the last eight ... Played a career-high 92 snaps in a home win over Houston, a victory that clinched the American Athletic Conference West Division title for the Tigers ... Saw action on every snap vs UCF in The American Championship Game (75) and vs Wake Forest in the Birmingham Bowl (82) ... Played 60 or more snaps in nine contests ... Member of the offensive line that was a part of the most prolific offense in program history with more than 7,000 total yards (school-record 7,324 yards) and 76 TD ... Offense ranked among FBS leaders in scoring (7th; 42.9 points), total offense (4th; 523.1 ypg) and rushing offense (4th; 279.9 ypg) ... Blocked for an offense that had a 3,000-yard passer (Brady White), two 1,000-yard rushers (Darrell Henderson, Patrick Taylor Jr.) and a 1,000-yard receiver (Damonte Coxie) for the first time in program history ... The two 1,000-yard rushers in the same season is a first in program history ... The offense shattered season rushing records for yards (3,919; previous record: 3,215) and TD (48; previous record: 33) ... Helped pave the way for the Tigers offense to roll up over 500 yards of total offense seven times, including 752 yards in the season opener vs Mercer ... The 752 yards were one shy of tying the school record set by the 2017 team in the The American Championship Game.

2017 (SOPHOMORE)

Started all 13 games, including the AutoZone Liberty Bowl ... Played 876-of-941 snaps (.931) ... Saw action on every snap in seven games ... Played a season-high 89 snaps vs UCF in The American Championship Game ... Saw action on every snap vs Louisiana Monroe, Southern Illinois, UCF (twice), Navy, Houston and Iowa State ... Played 60 or more snaps in 10 contests ... Member of the offensive line that was a part of the second-most prolific offense in program history with nearly 7,000 total yards (6,917 yards) and 72 TD ... Offense ranked among FBS leaders in scoring (2nd; 45.5 points), total offense (4th; 532.1 ypg) and passing offense (7th; 335.0 ypg) ... Blocked for an offense that had a 4,000-yard passer (Riley Ferguson), 1,000-yard rusher (Darrell Henderson) and 1,000-yard receiver (Anthony Miller) for the first time in program history ... Helped pave the way for the Tigers

2019 MEMPHIS TIGERS

offense to roll up over 500 yards of total offense eight times, including a school-record 753 yards vs UCF in The American Championship Game (broke previous record of 711 yards vs Connecticut earlier in 2017).

2016 (FRESHMAN)

Played in all 13 games, including the Boca Raton Bowl ... Made 11 starts ... Quickly moved into a starting position on the offensive line in the third game of the season ... Saw action on 840-of-964 snaps (.871) ... Played every snap in the season's final nine contests, including the bowl game ... In those nine games, saw action on 664-consecutive snaps ... Played and started at left guard most of the season ... In two contests, split time at left guard and center (Bowling Green, SMU) ... Saw playing time in the season's first two games vs Southeast Missouri (25 snaps) and Kansas (42) ... Received first collegiate start in a home win over Bowling Green and played 53 snaps ... Started at Ole Miss and played 60 snaps ... Began consecutive-snaps played streak in a home win over Temple ... Played a season-high 82 snaps vs Tulsa ... Also played over 80 snaps vs USF (81) and Western Kentucky (81) ... Member of the 2016 Memphis offense that is fourth in program history for total yards (6,028) and points (505).

HIGH SCHOOL

Two-year varsity starter on the offensive line for Chandler High School ... Helped lead the Wolves to an 11-2 record and an Arizona Division I state playoff semifinal appearance ... Recipient of the 2015 Frank Kush Award, given annually to the top Arizona high school senior offensive down lineman ... Earned 2015 American Family Insurance All-USA Arizona team accolades (regardless of division) ... Also named All-Arizona Division I first team ... Received all-section recognition ... Named to the 2015 All-East Valley Tribune first team ... Member of the Chandler offensive line that was honored as the 2015 ArizonaVarsity.com Team Offensive Line of the Year ... Recipient of the 2015 Great American Rivalry Series Scholar-Athlete award ... Carried a 4.0 grade-point average ... Member of the Wolves squad that won the 2014 Arizona Division I state championship ... Team finished 2014 with a 13-1 record.

PERSONAL

Son of Dan and Carmen Woodard ... Birthday is March 8 ... Management major.

WOODARD'S CAREER OFFENSIVE LINE STATISTICS

YR	GAMES/STARTS	PLAYS/TOTAL TEAM PLAYS
2016	13/11	844/964
2017	13/13	876/941
2018	14/14	979/1028
TOTAL	39/37	2699/2933

WOODARD'S CAREER HIGHS

Offensive Plays | 92 vs Houston, Nov. 23, 2018

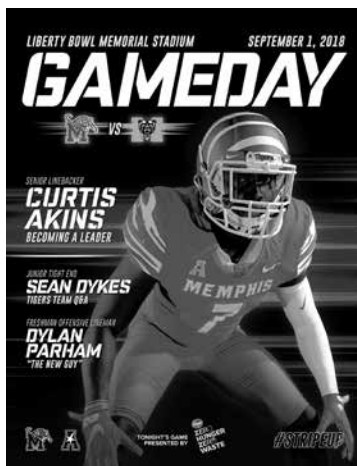
WOODARD'S GAME-BY-GAME OFFENSIVE LINE

Date	Opponent	Position - Plays
9/3/16	SEMO	Left Guard - 25/73
9/17/16	Kansas	Left Guard - 42/72

WOODARD'S GAME-BY-GAME OFFENSIVE LINE

Date	Opponent	Position - Plays
9/24/16*	Bowling Green	Left Guard/Center - 53/77
10/1/16*	at Ole Miss	Left Guard - 60/78
10/6/16*	Temple	Left Guard - 58/58
10/14/16*	at Tulane	Left Guard - 67/67
10/22/16*	at Navy	Left Guard - 71/71
10/29/16*	Tulsa	Left Guard - 82/82
11/5/16*	at SMU	Left Guard/Center - 72/72
11/12/16*	USF	Left Guard - 81/81
11/18/16*	at Cincinnati	Left Guard - 73/73
11/25/16*	Houston	Left Guard - 79/79
12/20/16*	vs W. Kentucky	Left Guard - 81/81
8/31/17*	ULM	Left Guard - 64/64
9/16/17*	UCLA	Left Guard - 71/76
9/23/17*	SIU	Left Guard - 72/72
9/30/17*	at UCF	Left Guard - 73/73
10/6/17*	at UConn	Left Guard - 86/100
10/14/17*	Navy	Left Guard - 69/69
10/19/17*	at Houston	Left Guard - 76/76
10/28/17*	Tulane	Left Guard - 37/63
11/3/17*	at Tulsa	Left Guard - 72/77
11/18/17*	SMU	Left Guard - 69/74
11/25/17*	ECU	Left Guard - 39/49
12/2/17*	at UCF	Left Guard - 89/89
12/30/17*	vs Iowa State	Left Guard - 59/59
9/1/18*	Mercer	Right Guard - 53/86
9/8/18*	at Navy	Right Guard - 49/49
9/14/18*	Georgia State	Right Guard - 55/62
9/22/18*	South Alabama	Right Guard - 76/76
9/28/18*	at Tulane	Right Guard - 51/51
10/6/18*	UConn	Right Guard - 50/59
10/13/18*	UCF	Right Guard - 81/81
10/20/18*	at Missouri	Right Guard - 81/81
11/3/18*	at ECU	Right Guard - 82/82
11/10/18*	Tulsa	Right Guard - 71/78 & Center 7/78
11/16/18*	at SMU	Right Guard - 74/74
11/23/18*	Houston	Right Guard - 92/92
12/1/18*	at UCF	Right Guard - 75/75
12/22/18*	vs Wake Forest	Right Guard - 82/82

GAME 1 • SEPTEMBER 1 • VS MERCER



If the debuts by several former record-setting University of Memphis quarterbacks serve as an indicator, Brady White's Tiger career could include a similar assault on the record books.

Ex-Tiger quarterback Riley Ferguson passed for 295 yards and three touchdowns in his debut in 2016.

Paxton Lynch, now in his third NFL season, tossed for 148 yards in his first game in 2013.

And Martin Hankins had 211 yards and two TDs in 2006.

Lynch, Ferguson and Hankins rank 2, 3 and 4 on the school's career-passing chart.

In Saturday's 66-14 season-opening victory over Mercer at Liberty Bowl Memorial Stadium, White impressively began his run. He completed 22 of 28 passes for 358 yards and five touchdowns, all in the first half, to lead the UofM to the lopsided win. His first half produced numbers no Tiger quarterback had approached in a debut.

Behind his accuracy and leadership, Memphis, at the half, led 56-0 (tying a record for most points in half). The Tigers also amassed 530 yards in the opening two quarters and 752, or two shy of a school record, for the game.

Defensively, the Tigers were dominant against the Football Championship Subdivision Bears. Mercer managed only 37 yards on 24 first-half plays and was limited to one first down.

	1ST	2ND	3RD	4TH	FINAL
MERCER	0	0	0	14	14
MEMPHIS	28	28	0	10	66

LIBERTY BOWL MEMORIAL STADIUM

	MERCER	MEMPHIS
Score	14	66
FIRST DOWNS	8	32
RUSHING-YARDS (NET)	24-60	47-324
PASSING YDS (NET)	114	428
Passes Att-Comp-Int	27-14-2	39-28-0
TOTAL OFFENSE PLAYS-YARDS	51-174	86-752
Fumble Returns-Yards	1-57	0-0
Punt Returns-Yards	0-0	2--6
Kickoff Returns-Yards	4-64	3-43
Interception Returns-Yards	0-0	2-39
Punts (Number-Avg)	9-42.3	2-36.0
Fumbles-Lost	4-0	3-1
Penalties-Yards	7-60	7-57
Possession Time	26:56	33:04
Third-Down Conversions	4 of 14	10 of 15
Fourth-Down Conversions	0 of 0	2 of 2
Red-Zone Scores-Chances	2-2	4-4

MERCER

Rushing	No.	Gain	Loss	Net	TD	Lg	Avg
Tyray Devezin	7	45	0	45	0	30	6.4
Robert Riddle	4	33	7	26	0	20	6.5
Tee Mitchell	7	15	1	14	0	5	2.0
Kareem Rogers	1	0	2	-2	0	0	-2.0

Passing	C-A-I	Yds	TD	Long	Sack
Robert Riddle	10-19-1	104	2	38	1
Kaelan Riley	4-8-1	10	0	5	3

Receiving	No.	Yards	TD	Long
Marquise Irvin	5	76	1	38
Stephen Houzah	3	15	0	9
Tee Mitchell	2	5	0	4
Chris Ellington	2	5	0	5

Punting	No.	Yds	Avg	Long	In20	TB
Matt Shiel	9	381	42.3	52	1	0

Punt Returns	No.	Yards	TD	Long

Kick Returns	No.	Yards	TD	Long
David Durden	3	50	0	19
Edmond Graham	1	14	0	14

Tackles	UA-A	Total	Sacks	TFL
LeMarkus Bailey	8-2	10	0.0	2.0
Malique Fleming	5-3	8	0.0	0.0

MEMPHIS

Rushing	No.	Gain	Loss	Net	TD	Lg	Avg
AUSTIN III, Calvin	1	83	0	83	1	83	83.0
HENDERSON, Darrell	9	76	0	76	1	22	8.4
TAYLOR, Patrick	9	58	6	52	1	17	5.8
MCBRIDE, Brady	6	27	4	23	0	17	3.8

Passing	C-A-I	Yds	TD	Long	Sack
WHITE, Brady	22-28-0	358	5	75	0
MCBRIDE, Brady	6-10-0	70	0	18	0

Receiving	No.	Yards	TD	Long
WILLIAMS, John	6	39	0	14
COXIE, Diamonte	4	79	1	45
GIBSON, Antonio	3	68	0	45
GAINWELL, Kenny	3	26	0	11

Punting	No.	Yds	Avg	Long	In20	TB
WILLIAMS, Adam	2	72	36.0	38	1	0

Punt Returns	No.	Yards	TD	Long
WILLIAMS, John	2	-6	0	0

Kick Returns	No.	Yards	TD	Long
SLADE, Mechane	2	45	0	28
POLLARD, Tony	1	-2	0	0

Tackles	UA-A	Total	Sacks	TFL
RUSSELL, J.J.	2-2	4	1.0	1.5
SMITH, Taumaurice	3-0	3	0.0	0.0

Qtr	Time	Scoring Play	V-H
1st	10:46	MEMPHIS - TAYLOR, Patrick 5 yd run (PATTERSON, Riley kick), 13-93 4:14	0 - 7
	08:32	MEMPHIS - COXIE, Diamonte 45 yd pass from WHITE, Brady (PATTERSON, Riley kick), 3:59 0:42	0 - 14
	07:04	MEMPHIS - CARTER, T.J. 35 yd interception return (PATTERSON, Riley kick)	0 - 21
	01:16	MEMPHIS - HENDERSON, Darrell 22 yd run (PATTERSON, Riley kick), 12-87 3:43	0 - 28
2nd	12:43	MEMPHIS - TAYLOR, Patrick 75 yd pass from WHITE, Brady (PATTERSON, Riley kick), 3:76 0:52	0 - 35
	10:17	MEMPHIS - HENDERSON, Darrell 62 yd pass from WHITE, Brady (PATTERSON, Riley kick), 1:62 0:12	0 - 42
	03:01	MEMPHIS - DYKES, Sean 5 yd pass from WHITE, Brady (PATTERSON, Riley kick), 15-70 6:10	0 - 49
	00:00	MEMPHIS - JONES, Kedarian 3 yd pass from WHITE, Brady (PATTERSON, Riley kick), 6-73 1:32	0 - 56
4th	14:46	MEMPHIS - PATTERSON, Riley 21 yd field goal, 13-67 4:31	0 - 59
	08:34	MERCER - Tony Jones II 10 yd pass from Robert Riddle (Cole Fisher kick), 10-75 6:12	7 - 59
	05:10	MERCER - Marquise Irvin 15 yd pass from Robert Riddle (Cole Fisher kick), 1-15 0:10	14 - 59
	03:03	MEMPHIS - AUSTIN III, Calvin 83 yd run (PATTERSON, Riley kick), 3-90 1:55	14 - 66

GAME 2 • SEPTEMBER 8 • AT NAVY

During a rainy American Athletic Conference opener at Navy-Marine Corps Memorial Stadium Saturday, the University of Memphis dropped a 22-21 decision to Navy.

The culprit wasn't the wet conditions – the Tigers outgained the Midshipmen in total yardage, 378 to 316. Memphis was undone by four turnovers leading to 10 Navy points.


Despite grabbing a 21-9 lead late in the third quarter, the Tigers (1-1, 0-1 AAC) were damaged by a fourth-quarter fumble that led to a Navy score and gave the Midshipmen (1-1, 1-0 AAC) momentum they had lost.

The fumble by UofM running back Patrick Taylor eventually led to a 19-yard touchdown run by Navy quarterback Malcolm Perry that trimmed the Tigers' lead to 21-16.

With 9:28 left, the Midshipmen regained possession following a Memphis punt and put together a time-consuming drive of nearly seven minutes, culminating on a 3-yard touchdown run by Navy quarterback Zach Abey with 2:37 to go. Abey's two-point conversion run failed, but Navy had a 22-21 lead.

The Tigers drove from their 32 to the Navy 35 on their final possession, but quarterback Brady White's fourth-down run came up inches short allowing Navy to run out the clock.

Darrell Henderson led the Tigers with a career-high 212 rushing yards on 13 carries and scored on touchdown runs of 2, 59 and 78 yards. The three touchdowns also represented a career-best. White completed 15 of 25 passes for 145 yards with an interception.



	1ST	2ND	3RD	4TH	FINAL
MEMPHIS	0	7	14	0	21
NAVY	3	6	0	13	22

NAVY-MARINE CORPS MEMORIAL STADIUM

	MEMPHIS	NAVY
Score	21	22
FIRST DOWNS	14	20
RUSHES-YARDS (NET)	24-233	73-264
PASSING YDS (NET)	145	52
Passes Att-Comp-Int	25-15-1	6-4-0
TOTAL OFFENSE PLAYS-YARDS	49-378	79-316
Fumble Returns-Yards	0-0	0-0
Punt Returns-Yards	3-22	1-8
Kickoff Returns-Yards	4-47	2-7
Interception Returns-Yards	0-0	1-0
Punts (Number-Avg)	5-43.0	7-40.4
Fumbles-Lost	4-3	3-1
Penalties-Yards	4-20	1-10
Possession Time	17:13	42:47
Third-Down Conversions	4 of 10	6 of 17
Fourth-Down Conversions	0 of 1	2 of 2
Red-Zone Scores-Chances	1-1	4-4

MEMPHIS

Rushing	No.	Gain	Loss	Net	TD	Lg	Avg
HENDERSON, Darrell	13	214	2	212	3	78	16.3
TAYLOR, Patrick	7	28	0	28	0	11	4.0
POLLARD, Tony	1	6	0	6	0	6	6.0
WHITE, Brady	3	0	13	-13	0	-4.3	

Passing	C-A-I	Yds	TD	Long	Sack
WHITE, Brady	15-25-1	145	0	23	1

Receiving	No.	Yards	TD	Long
COXIE, Diamond	5	38	0	15
WILLIAMS, John	4	42	0	23
GAINWELL, Kenny	2	25	0	14
TAYLOR, Patrick	2	8	0	5

Punting	No.	Yds	Avg	Long	In20	TB
WILLIAMS, Adam	5	215	43.0	51	2	0

Punt Returns	No.	Yards	TD	Long
WILLIAMS, John	3	22	0	15

Kick Returns	No.	Yards	TD	Long
HENDERSON, Darr	3	43	0	18
TAYLOR, Patrick	1	4	0	4

Tackles	UA-A	Total	Sacks	TFL
HART, Tim	7-4	11	0.0	0.5
AKINS, Curtis	6-4	10	0.0	0.0
LINDSEY, Tyrez	6-3	9	0.0	1.0
PERRY, Josh	6-2	8	0.0	0.0

Navy

Rushing	No.	Gain	Loss	Net	TD	Lg	Avg
PERRY, Malcolm	36	175	9	166	2	22	4.6
GARGIULO, A	11	30	0	30	0	6	2.7
WALKER, Tre	3	22	0	22	0	13	7.3
MARTIN, Mike	1	12	0	12	0	12	12.0

Passing	C-A-I	Yds	TD	Long	Sack
PERRY, Malcolm	2-3-0	22	0	16	1
LEWIS, Garret	1-2-0	13	0	13	0

Receiving	No.	Yards	TD	Long
PERRY, Malcolm	1	17	0	17
WILLIAMS, CJ	1	16	0	16
JACKSON, Taylor	1	13	0	13
GARGIULO, A	1	6	0	6

Punting	No.	Yds	Avg	Long	In20	TB
WHITE, Owen	7	283	40.4	53	3	0

Punt Returns	No.	Yards	TD	Long
SPRINGER, Jacob	1	8	0	8

Kick Returns	No.	Yards	TD	Long
WILLIAMS, CJ	1	7	0	7
PLANTE, Mason	1	0	0	0

Tackles	UA-A	Total	Sacks	TFL
WILLIAMS, Sean	7-2	9	0.0	0.0
HEFLIN, Taylor	4-3	7	1.0	1.0
CROMARTIE, N	4-1	5	0.0	0.0
SULLIVAN, H	1-4	5	0.0	0.0

Qtr	Time	Scoring Play	V-H
1st	08:06	NAVY - MOEHRING, B 23 yd field goal, 12:32 6:39	0 - 3
2nd	04:01	MEMPHIS - HENDERSON, Darrell 2 yd run (PATTERSON, Riley kick), 12:86 4:32	7 - 3
	00:07	NAVY - PERRY, Malcolm 7 yd run (LEWIS, Garret rush failed), 11-75 3:54	7 - 9
3rd	07:35	MEMPHIS - HENDERSON, Darrell 78 yd run (PATTERSON, Riley kick), 2-78 0:21	14 - 9
	01:19	MEMPHIS - HENDERSON, Darrell 59 yd run (PATTERSON, Riley kick), 1-54 0:31	21 - 9
4th	11:06	NAVY - PERRY, Malcolm 19 yd run (MOEHRING, B kick), 2-27 0:45	21 - 16
	02:37	NAVY - ABEY, Zach 3 yd run (ABEY, Zach rush failed), 13-56 6:51	21 - 22

GAME 3 • SEPTEMBER 14 • VS GEORGIA STATE



	1ST	2ND	3RD	4TH	FINAL
GEORGIA ST.	3	7	6	6	22
MEMPHIS	21	17	7	14	59

LIBERTY BOWL MEMORIAL STADIUM

With each game, and each explosive carry, Darrell Henderson is doing his best to rekindle memories of the greatest running back in University of Memphis history.

In Friday night's 59-22 victory over Georgia State at Liberty Bowl Memorial Stadium, Henderson certainly played the role of DeAngelo Williams. Accomplishing something that hadn't been done since 2005 – Williams' senior season – Henderson rushed for a career-high 233 yards and two touchdowns.

Henderson became the first Tiger running back since Williams to surpass 200 yards in back-to-back games. Henderson rushed for 212 yards last weekend at Navy. Williams rushed for 200 or more yards in three straight games in 2005, a school record.

Henderson rushed for touchdowns of 61 and 54 yards and finished the night averaging 16.6 yards per carry. Quarterback Brady White passed for five touchdowns for the second time this season to complement Henderson. White completed 19 of 26 passes for 269 yards.

The Tigers finished with 679 yards, including 410 rushing, the most yards gained on the ground by the UofM since 1972. Freshman Kenny Gainwell added 80 rushing yards, including a 72-yard touchdown run in the fourth quarter.

Receiver Damonte Coxie led the Tigers with six catches for 123 yards and two touchdowns. The receptions, yardage and TDs were career-bests for the sophomore.

	GSU	MEMPHIS
Score	22	59
FIRST DOWNS	22	27
RUSHES-YARDS (NET)	43-173	35-410
PASSING YDS (NET)	179	269
Passes Att-Comp-Int	34-19-1	27-19-1
TOTAL OFFENSE PLAYS-YARDS	77-312	62-679
Fumble Returns-Yards	0-0	0-0
Punt Returns-Yards	0-0	5-76
Kickoff Returns-Yards	1-26	4-49
Interception Returns-Yards	1-1	1-1
Punts (Number-Avg)	6-50.3	2-39.5
Fumbles-Lost	1-0	0-0
Penalties-Yards	2-16	10-79
Possession Time	36:08	23:52
Third-Down Conversions	5 of 15	6 of 10
Fourth-Down Conversions	2 of 2	1 of 1
Red-Zone Scores-Chances	2-3	6-6

GSU

Rushing	No.	Gain	Loss	Net	TD	Lg	Avg
Coates, Destin	12	68	0	68	0	24	5.7
Winchester, A.	8	40	3	37	0	11	4.6
Paige, Seth	7	35	0	35	1	19	5.0
Barnett, Tra	9	21	2	19	0	5	2.1

Passing	C-A-I	Yds	TD	Long	Sack
Ellington, Dan	15-26-1	107	0	15	2
Winchester, A.	2-5-0	18	0	9	0

Receiving	No.	Yards	TD	Long
McCoy, C.	5	43	0	12
Hart, Penny	4	35	0	10
Coates, Destin	3	-2	0	3
Owens, C.	2	17	0	10

Punting	No.	Yds	Avg	Long	In20	TB
Wright, Brandon	6	302	50.3	57	1	0

Punt Returns	No.	Yards	TD	Long

Kick Returns	No.	Yards	TD	Long
Hart, Penny	1	26	0	26

Tackles	UA-A	Total	Sacks	TFL
Curney, Ed	4-2	6	0.0	0.0
Hood, Ben	3-3	6	0.0	0.0

MEMPHIS

Rushing	No.	Gain	Loss	Net	TD	Lg	Avg
HENDERSON, Darrell	14	236	3	233	2	61	16.6
GAINWELL, Kenny	2	80	0	80	1	72	40.0
WEAVER, Marquavius	1	32	0	32	0	32	32.0
POLLARD, Tony	4	22	0	22	0	9	5.5

Passing	C-A-I	Yds	TD	Long	Sack
WHITE, Brady	19-26-0	269	5	48	1
MCBRIDE, Brady	0-1-1	0	0	0	0

Receiving	No.	Yards	TD	Long
COXIE, Damonte	6	123	2	48
POLLARD, Tony	3	42	1	21
SLADE, Mechane	3	39	1	24
TAYLOR, Patrick	2	35	0	22

Punting	No.	Yds	Avg	Long	In20	TB
WILLIAMS, Adam	2	79	39.5	50	1	1

Punt Returns	No.	Yards	TD	Long
WILLIAMS, John	4	75	0	47
HILL, Hunter	1	1	0	1

Kick Returns	No.	Yards	TD	Long
HART, Tim	2	25	0	14
HALL, Austin	1	11	0	11

Tackles	UA-A	Total	Sacks	TFL
HART, Tim	6-1	7	0.0	0.0
WINDHAM, Tito	5-1	6	0.0	0.0

Qtr	Time	Scoring Play	V-H
1st	11:33	MEMPHIS - POLLARD, Tony 13 yd pass from WHITE, Brady (PATTERSON, Riley kick), 6-54 2:03	0 - 7
	07:36	MEMPHIS - COXIE, Damonte 20 yd pass from WHITE, Brady (PATTERSON, Riley kick), 10-75 3:25	0 - 14
	04:51	GSU - Brown, Barry 40 yd field goal, 8-52 2:45	3 - 14
	04:13	MEMPHIS - HENDERSON, Darrell 54 yd run (PATTERSON, Riley kick), 2-63 0:34	3 - 21
2nd	12:19	GSU - Ellington, Dan 1 yd run (Brown, Barry kick), 12-70 6:54	10 - 21
	10:21	MEMPHIS - GIBSON, Antonio 11 yd pass from WHITE, Brady (PATTERSON, Riley kick), 5-65 1:51	10 - 28
	07:02	MEMPHIS - COXIE, Damonte 21 yd pass from WHITE, Brady (PATTERSON, Riley kick), 5-48 2:06	10 - 35
	00:12	MEMPHIS - PATTERSON, Riley 28 yd field goal, 6-68 1:12	10 - 38
3rd	11:28	MEMPHIS - SLADE, Mechane 11 yd pass from WHITE, Brady (PATTERSON, Riley kick), 8-62 3:27	10 - 45
	03:59	GSU - Paige, Seth 1 yd run (Brown, Barry kick blocked), 15-72 2:22	16 - 45
	14:22	MEMPHIS - HENDERSON, Darrell 61 yd run (PATTERSON, Riley kick), 3-72 0:59	16 - 52
4th	05:33	MEMPHIS - GAINWELL, Kenny 72 yd run (PATTERSON, Riley kick), 2-80 0:48	16 - 59
	02:33	GSU - Jones, Jaylon 1 yd interception return (Brown, Barry kick failed)	22 - 59

GAME 4 • SEPTEMBER 22 • VS SOUTH ALABAMA

The game was designated Military Appreciation Day, but after the University of Memphis outlasted South Alabama, 52-35, for a hard-fought win Saturday at Liberty Bowl Memorial Stadium, South Alabama had earned a level of respect as well.

The Jaguars battled from the start, scoring first to take a 7-0 lead, recovering from a 14-point deficit to tie the game at 21 and getting a touchdown late in third quarter to trim the Tigers' lead to four points.

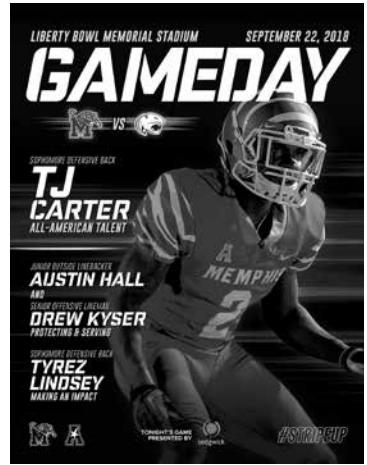
Eventually, the UofM delivered a knockout punch – 21 fourth-quarter points on rushing touchdowns by Tony Pollard, Darrell Henderson and Patrick Taylor. Pollard scored on a reverse pitch from Henderson to give the Tigers a welcome cushion at 38-27 early in the fourth.

The Tigers improved to 3-1 behind yet another productive effort from the trio of Henderson, quarterback Brady White and receiver Damonte Coxie. Henderson, the nation's leading rusher, finished with 188 yards and two touchdowns; White passed for 292 yards and two TDs and Coxie caught eight passes for 113 yards and a TD.

Memphis displayed balance on offense, getting 292 passing yards and 271 rushing yards. South Alabama finished with 467 yards.

The Tigers put the game away early in the fourth quarter when Henderson did what he does best – breaking free for a lengthy score. His 54-yard touchdown run allowed Memphis to take a 45-27 lead, its largest of the game.

After South Alabama cut the deficit to 10 (45-35) four minutes later on a short Orth-to-Way TD pass, but Taylor gave the Tigers a 17-point cushion on an 11-yard run with 2:35 to go.



	1ST	2ND	3RD	4TH	FINAL
S. ALABAMA	7	14	6	8	35
MEMPHIS	7	14	10	21	52

LIBERTY BOWL MEMORIAL STADIUM

	USA	MEMPHIS
Score	35	52
FIRST DOWNS	19	31
RUSHES-YARDS (NET)	36-107	46-271
PASSING YDS (NET)	360	292
Passes Att-Comp-Int	32-24-0	30-22-0
TOTAL OFFENSE PLAYS-YARDS	68-467	76-563
Fumble Returns-Yards	0-0	0-0
Punt Returns-Yards	1-13	1-18
Kickoff Returns-Yards	3-78	5-35
Interception Returns-Yards	0-0	0-0
Punts (Number-Avg)	5-45.0	3-34.7
Fumbles-Lost	2-2	1-0
Penalties-Yards	8-83	5-50
Possession Time	28:29	31:31
Third-Down Conversions	8 of 15	4 of 10
Fourth-Down Conversions	0 of 2	0 of 1
Red-Zone Scores-Chances	5-7	5-6

USA

Rushing	No.	Gain	Loss	Net	TD	Lg	Avg
Minter, Tra	14	41	6	35	1	11	2.5
Baker, Kawaan	5	33	0	33	1	13	6.6
Moore, Deonta	6	18	0	18	0	5	3.0
Mayo, Maurice	4	12	0	12	0	8	3.0

Passing	C-A-I	Yds	TD	Long	Sack
Orth, Evan	24-32-0	360	3	63	2

Receiving

	No.	Yards	TD	Long
Way, Jamarius	10	185	1	63
Baker, Kawaan	4	49	1	21
Harris, Sam	3	38	0	22
Taylor, Jahmmir	2	72	0	62

Punting	No.	Yds	Avg	Long	In20	TB
Wattman, Corliss	5	225	45.0	53	0	0

Punt Returns	No.	Yards	TD	Long
Flenord, Davyn	1	13	0	0

Kick Returns	No.	Yards	TD	Long
Minter, Tra	3	78	0	56

Tackles	UA-A	Total	Sacks	TFL
Lawrence, Nigel	8-3	11	0.0	0.0
DeShazor, A.J.	6-2	8	0.0	0.5

MEMPHIS

Rushing	No.	Gain	Loss	Net	TD	Lg	Avg
HENDERSON, Darrell	22	194	6	188	2	54	8.5
TAYLOR, Patrick	17	86	11	75	2	25	4.4
POLLARD, Tony	3	30	0	30	1	16	10.0
TEAM	1	0	2	-2	0	0	-2.0

Passing	C-A-I	Yds	TD	Long	Sack
WHITE, Brady	22-29-0	292	2	39	1
HENDERSON, Darrell	0-1-0	0	0	0	0

Receiving

	No.	Yards	TD	Long
COXIE, Damonte	8	113	1	39
WILLIAMS, John	5	65	1	25
POLLARD, Tony	3	22	0	14
MAGNIFICO, Joey	2	52	0	35

Punting	No.	Yds	Avg	Long	In20	TB
WILLIAMS, Adam	2	104	52.0	58	2	0
TEAM	1	0	0.0	0	0	0

Punt Returns	No.	Yards	TD	Long
WILLIAMS, John	1	18	0	18

Kick Returns	No.	Yards	TD	Long
HENDERSON, Darr	2	27	0	17
GIBSON, Antonio	1	2	0	0

Tackles	UA-A	Total	Sacks	TFL
AKINS, Curtis	6-5	11	0.0	0.5
WINDHAM, Tito	4-4	8	0.0	1.0

Qtr	Time	Scoring Play	V-H
1st	10:15	USA - Baker, Kawaan 13 yd run (Patterson,Gavin kick), 11-75 4:45	7 - 0
	07:15	MEMPHIS - HENDERSON, Darrell 13 yd run (PATTERSON, Riley kick), 9-68 2:55	7 - 7
	13:08	MEMPHIS - TAYLOR, Patrick 1 yd run (PATTERSON, Riley kick), 9-58 2:44	7 - 14
2nd	10:21	MEMPHIS - WILLIAMS, John 25 yd pass from WHITE, Brady (PATTERSON, Riley kick), 4-68 1:34	7 - 21
	07:50	USA - Minter, Tra 2 yd run (Patterson, Gavin kick), 5-75 2:22	14 - 21
	00:59	USA - Crosby, Zac 11 yd pass from Orth, Evan (Patterson,Gavin kick), 11-87 5:13	21 - 21
	11:32	MEMPHIS - COXIE, Damonte 18 yd pass from WHITE, Brady (PATTERSON, Riley kick), 9-61 3:24	21 - 28
	07:48	MEMPHIS - PATTERSON, Riley 42 yd field goal, 6-46 2:22	21 - 31
3rd	05:39	USA - Baker, Kawaan 13 yd pass from Orth, Evan (Patterson,Gavin kick blockd), 6-75 2:09	27 - 31
	13:32	MEMPHIS - POLLARD, Tony 16 yd run (PATTERSON, Riley kick), 7-92 2:52	27 - 38
	11:16	MEMPHIS - HENDERSON, Darrell 54 yd run (PATTERSON, Riley kick), 3-64 1:09	27 - 45
4th	07:30	USA - Way, Jamarius 4 yd pass from Orth, Evan (Way, Jamarius pass from Orth, Evan), 4-19 1:06	35 - 45
	02:35	MEMPHIS - TAYLOR, Patrick 11 yd run (PATTERSON, Riley kick), 8-44 4:55	35 - 52

GAME 5 • SEPTEMBER 28 • AT TULANE



	1ST	2ND	3RD	4TH	FINAL
MEMPHIS	7	0	7	10	24
TULANE	14	3	7	16	40

YULMAN STADIUM

The streak was snapped.

The University of Memphis entered Friday night's American Athletic Conference game at Tulane having won 11 straight in the series dating to 2002. The Green Wave, however, ended any fears of dropping a 12th straight behind an explosive second half that saw Tulane score 23 points in a six-minute, four-second span in a 40-24 victory.

The Tigers entered the game as one of the nation's most prolific offenses, but never got untracked at Yulman Stadium. Memphis, averaging 593 yards total offense, was limited to 277 yards. Darrell Henderson, the nation's leading rusher, also was held in check. He finished with 51 yards, or 126 below his 177-yard average.

Tulane's ability to stop the run – Memphis was limited to 31 rushing yards – and its overwhelming advantage in time of possession (39:39 to 20:21) was too much for the Tigers to overcome. The lopsided advantage in time of possession by Tulane (2-3, 1-0 AAC) eventually drained a Tiger defense that allowed more than 500 yards for the first time this season.

Despite its struggles, Memphis (3-2, 0-2 AAC) had its chances. After being held to 135 yards and only 16 snaps in the first half, the Tigers scored on its opening drive in the second half to trim the Green Wave's 17-7 half-time lead to 17-14. Henderson scored on a twisting 43-yard reception from White.

But after Memphis appeared to put itself back into position for another win against the Green Wave, the Green Wave went on a scoring spree. It began on the final play of the third quarter when Darnell Mooney caught a short pass from reserve quarterback Justin McMillan and raced 51 yards for a touchdown.

	MEMPHIS	TLN
Score	24	40
FIRST DOWNS	13	22
RUSHES-YARDS (NET)	21-31	56-318
PASSING YDS (NET)	246	178
Passes Att-Comp-Int	30-14-0	22-13-0
TOTAL OFFENSE PLAYS-YARDS	51-277	78-496
Fumble Returns-Yards	0-0	0-0
Punt Returns-Yards	0-0	2-7
Kickoff Returns-Yards	4-60	3-58
Interception Returns-Yards	0-0	0-0
Punts (Number-Avg)	5-38.6	3-43.0
Fumbles-Lost	1-0	0-0
Penalties-Yards	4-20	9-95
Possession Time	20:24	39:36
Third-Down Conversions	4 of 12	10 of 17
Fourth-Down Conversions	0 of 1	1 of 3
Red-Zone Scores-Chances	1-1	2-2

MEMPHIS

Rushing	No.	Gain	Loss	Net	TD	Lg	Avg
HENDERSON, Darrell	7	56	5	51	1	47	7.3
TAYLOR, Patrick	2	6	0	6	0	6	3.0
POLLARD, Tony	1	0	0	0	0	0	0.0
WHITE, Brady	11	21	47	-26	0	12	-2.4

Passing	C-A-I	Yds	TD	Long	Sack
WHITE, Brady	14-30-0	246	2	43	7

Receiving	No.	Yards	TD	Long
COXIE, Damonte	5	67	0	21
WILLIAMS, John	3	56	0	30
HENDERSON, Darrell	2	47	1	43
POLLARD, Tony	2	30	1	28

Punting	No.	Yds	Avg	Long	In20	TB
WILLIAMS, Adam	5	193	38.6	44	1	1

Punt Returns	No.	Yards	TD	Long

Kick Returns	No.	Yards	TD	Long
HENDERSON, Darr	3	41	0	20
POLLARD, Tony	1	19	0	19

Tackles	UA-A	Total	Sacks	TFL
LINDSEY, Tyrez	6-7	13	0.0	0.0
HUFF, Bryce	7-2	9	2.0	5.0
AKINS, Curtis	5-4	9	0.0	0.0

Tulane

Rushing	No.	Gain	Loss	Net	TD	Lg	Avg
BRADWELL,D.	19	145	2	143	2	53	7.5
DAUPHINE,C.	12	88	1	87	2	46	7.2
HUDERSON,S.	8	60	2	58	0	22	7.2
BANKS,J.	11	50	18	32	0	15	2.9

Passing	C-A-I	Yds	TD	Long	Sack
BANKS,J.	12-21-0	127	0	21	3
MCMILLAN, Justi	1-1-0	51	1	51	0

Receiving	No.	Yards	TD	Long
MOONEY, Darnell	4	94	1	51
ENCALADE,T.	4	35	0	10
JONES, Charles	2	11	0	7
HUDERSON,S.	1	21	0	21

Punting	No.	Yds	Avg	Long	In20	TB
WRIGHT,R.	2	95	47.5	57	1	0
BLOCK, Zachary	1	34	34.0	34	1	0

Punt Returns	No.	Yards	TD	Long
ROBERTSON,J.	2	7	0	5

Kick Returns	No.	Yards	TD	Long
JONES,A.	2	58	0	35
SHENALL, Tarris	1	0	0	0

Tackles	UA-A	Total	Sacks	TFL
HARRIS, Zachery	5-1	6	0.0	1.0
LEWIS,Donnie	3-0	3	0.0	0.0
MOODY,M.	3-0	3	0.0	0.0

Qtr	Time	Scoring Play	V-H
1st	09:16	TLN - DAUPHINE,C. 2 yd run (GLOVER,M. kick), 12-75 5:44	0 - 7
	09:04	MEMPHIS - HENDERSON, Darrell 47 yd run (PATTERSON, Riley kick), 1-47 0:10	7 - 7
	05:40	TLN - BRADWELL,D. 53 yd run (GLOVER,M. kick), 2-27 0:47	7 - 14
	00:00	TLN - GLOVER,M. 20 yd field goal, 15-71 6:58	7 - 17
3rd	12:50	MEMPHIS - HENDERSON, Darrell 43 yd pass from WHITE, Brady (PATTERSON, Riley kick), 8-75 2:10	14 - 17
	00:00	TLN - MOONEY, Darnell 51 yd pass from MCMILLAN, Justi (GLOVER,M. kick), 3-54 1:52	14 - 24
4th	14:37	TLN - TEAM safety	14 - 26
	11:50	TLN - DAUPHINE,C. 46 yd run (GLOVER,M. kick), 5-61 2:40	14 - 33
	08:56	TLN - BRADWELL,D. 25 yd run (GLOVER,M. kick), 2-27 0:47	14 - 40
	07:05	MEMPHIS - POLLARD, Tony 2 yd pass from WHITE, Brady (PATTERSON, Riley kick), 7-69 1:46	21 - 40
	02:01	MEMPHIS - PATTERSON, Riley 43 yd field goal, 8-47 2:40	24 - 40

GAME 6 • OCTOBER 6 • VS UCONN

The University of Memphis left no doubt.

One week after a disappointing American Athletic Conference loss at Tulane, the Tigers picked up their first league victory Saturday night at Liberty Bowl Memorial Stadium in convincing, and overpowering, fashion.


The Tigers overwhelmed UConn, 55-14 before 27,581 by scoring on their first six drives – and seven of their first eight – to win their 12th straight regular-season game at home. Defensively, they limited UConn to 327 yards and forced four turnovers, including three interceptions.

In their one-sided victory, the Tigers (4-2 overall, 1-2 in AAC play) amassed 634 yards, mostly on the ground and almost exclusively behind Darrell Henderson and Patrick Taylor. Henderson and Taylor combined for 335 of the team's 378 rushing yards and scored three touchdowns apiece. Both surpassed 100 yards in the first half, one in which the Tigers rushed for five touchdowns.

Henderson, who had 134 yards rushing at the half, finished with 174. Taylor, who had 116 at halftime, finished with a career-high 161.

Quarterback Brady White flirted with perfection. He was 16-of-18 passing for 239 yards and a touchdown. His incompletions included a drop in the end zone and a pass he intentionally threw out of bounds.

The Tigers gained 440 yards, 250 on the ground, and held UConn to 180 yards, and only 40 on the ground, in the opening half. The UofM's other first-half score was its first: a 44-yard TD pass from White to tight end Joey Magnifico. White was 11-of-11 passing for 190 yards and the TD to Magnifico in the opening half.



	1ST	2ND	3RD	4TH	FINAL
UCONN	7	7	0	0	14
MEMPHIS	13	28	7	7	55

LIBERTY BOWL MEMORIAL STADIUM

	UCONN	MEMPHIS
Score	14	55
FIRST DOWNS	19	26
RUSHES-YARDS (NET)	30-112	40-378
PASSING YDS (NET)	215	256
Passes Att-Comp-Int	43-24-3	19-17-0
TOTAL OFFENSE PLAYS-YARDS	73-327	59-634
Fumble Returns-Yards	0-0	0-0
Punt Returns-Yards	0-0	3-28
Kickoff Returns-Yards	2-17	2-66
Interception Returns-Yards	0-0	3-35
Punts (Number-Avg)	5-42.2	1-36.0
Fumbles-Lost	2-1	0-0
Penalties-Yards	3-25	9-90
Possession Time	34:21	25:39
Third-Down Conversions	8 of 17	5 of 8
Fourth-Down Conversions	1 of 1	1 of 2
Red-Zone Scores-Chances	2-2	3-3

UCONN

Rushing	No.	Gain	Loss	Net	TD	Lg	Avg
SCOTT, Xavier	6	46	2	44	0	29	7.3
PINDELL, David	8	35	0	35	1	10	4.4
WENSAH, Kevin	13	28	7	21	0	5	1.6
WASHINGTON, Mar	3	13	1	12	0	8	4.0

Passing	C-A-I	Yds	TD	Long	Sack
PINDELL, David	22-37-2	190	1	23	0
WASHINGTON, Mar	2-6-1	25	0	17	1

Receiving	No.	Yards	TD	Long
MCLEAN, Aaron	6	64	0	18
MAYALA, Hergy	5	47	0	23
BUSS, Kyle	4	16	0	15
SCOTT, Xavier	3	38	0	22

Punting	No.	Yds	Avg	Long	In20	TB
MAGLIOZZI, Luke	5	211	42.2	48	1	1

Punt Returns	No.	Yards	TD	Long

Kick Returns	No.	Yards	TD	Long
DIXON, Keyton	2	17	0	16

Tackles	UA-A	Total	Sacks	TFL
FORTT, Omar	7-6	13	0.0	0.0
SWENSON, Ian	4-3	7	1.0	2.0
STERLING, Santa	5-1	6	0.0	1.0
COYLE, Tyler	3-3	6	0.0	0.0

MEMPHIS

Rushing	No.	Gain	Loss	Net	TD	Lg	Avg
HENDERSON, Darrell	14	178	4	174	3	61	12.4
TAYLOR, Patrick	11	163	2	161	3	35	14.6
TAYLOR, Tim	4	27	0	27	0	17	6.8
POLLARD, Tony	3	20	0	20	0	12	6.7

Passing	C-A-I	Yds	TD	Long	Sack
WHITE, Brady	16-18-0	239	1	44	1
ADAIR, Connor	1-1-0	17	1	17	0

Receiving	No.	Yards	TD	Long
POLLARD, Tony	4	44	0	18
DYKES, Sean	3	62	0	28
COXIE, Damonte	2	46	0	25
GIBSON, Antonio	2	20	1	17

Punting	No.	Yds	Avg	Long	In20	TB
WILLIAMS, Adam	1	36	36.0	36	1	0

Punt Returns	No.	Yards	TD	Long
WILLIAMS, John	3	28	0	26

Kick Returns	No.	Yards	TD	Long
POLLARD, Tony	2	66	0	34

Tackles	UA-A	Total	Sacks	TFL
AKINS, Curtis	4-4	8	0.0	0.0
BLAKE, Sanchez	4-3	7	0.0	0.0
HUFF, Bryce	5-1	6	0.0	2.5
HART, Tim	2-3	5	0.0	0.0

Qtr	Time	Scoring Play	V-H
1st	13:12	MEMPHIS - MAGNIFICO, Joey 44 yd pass from WHITE, Brady (PATTERSON, Riley kick), 6-75 1:48	0 - 7
	05:40	UCONN - PINDELL, David 4 yd run (HARRIS, Clayton kick), 17-75 7:32	7 - 7
	00:55	MEMPHIS - HENDERSON, Darrell 2 yd run (PATTERSON, Riley kick failed), 11-68 4:36	7 - 13
	11:23	MEMPHIS - HENDERSON, Darrell 61 yd run (PATTERSON, Riley kick), 1-61 0:13	7 - 20
2nd	08:15	MEMPHIS - TAYLOR, Patrick 35 yd run (PATTERSON, Riley kick), 4-77 1:33	7 - 27
	05:56	MEMPHIS - TAYLOR, Patrick 35 yd run (PATTERSON, Riley kick), 4-46 1:23	7 - 34
	03:10	MEMPHIS - HENDERSON, Darrell 26 yd run (PATTERSON, Riley kick), 2-62 0:35	7 - 41
	00:26	UCONN - DIXON, Keyton 14 yd pass from PINDELL, David (HARRIS, Clayton kick), 8-83 2:38	14 - 41
3rd	08:21	MEMPHIS - TAYLOR, Patrick 12 yd run (PATTERSON, Riley kick), 10-84 4:20	14 - 48
4th	05:59	MEMPHIS - GIBSON, Antonio 17 yd pass from ADAIR, Connor (PATTERSON, Riley kick), 5-34 3:04	14 - 55

GAME 7 • OCTOBER 13 • VS UCF



Darrell Henderson rushed for 199 yards, surpassed 1,000 yards in a season and moved to No. 2 on the University of Memphis football program's career rushing list, but his efforts weren't enough to topple the nation's 10th-ranked team.

UCF won its 19th straight game with a 31-30 American Athletic Conference victory over the Tigers Saturday at Liberty Bowl Memorial Stadium, even though Henderson nearly ended the streak.

Henderson broke free for a 32-yard touchdown run with about six minutes left, but the play was negated by a holding penalty. Had the play stood, the Tigers would have led, 36-31.

UCF was trailing by 13 late in the third quarter when it converted more than a fourth-and-short play from its 29. Taj McGowan busted free from a scrum after gaining enough for a first down and rambled 71 yards for a touchdown with 2:41 to go in the quarter. It trimmed the Memphis lead to 30-24.

After the teams exchanged fumbles, UCF came up with another as Titus Davis pounced on a miscue by UofM receiver Kedarian Jones at the UCF 26. The Knights methodically marched 74 yards in eight plays, converting on third-and-11 during the drive and scoring on Milton's 7-yard run with 12:14 to go in the fourth quarter. Milton reached the ball across the goal as he was hit and spun around. The extra point gave UCF a 31-30 lead.

The Tigers finished 490 total yards, including 281 on the ground. They had 27 first downs, nine more than UCF, but the mistakes eventually cost them.

	1ST	2ND	3RD	4TH	FINAL
# 10 UCF	7	10	7	7	31
MEMPHIS	17	13	0	0	30

LIBERTY BOWL MEMORIAL STADIUM

	UCF	MEMPHIS
Score	31	30
FIRST DOWNS	18	27
RUSHES-YARDS (NET)	37-165	52-281
PASSING YDS (NET)	296	209
Passes Att-Comp-Int	29-17-0	29-17-0
TOTAL OFFENSE PLAYS-YARDS	66-461	81-490
Fumble Returns-Yards	0-0	0-0
Punt Returns-Yards	1-1	2-26
Kickoff Returns-Yards	3-73	4-52
Interception Returns-Yards	0-0	0-0
Punts (Number-Avg)	7-42.1	5-43.2
Fumbles-Lost	3-1	3-2
Penalties-Yards	12-103	7-43
Possession Time	24:41	35:19
Third-Down Conversions	2 of 12	7 of 16
Fourth-Down Conversions	2 of 3	1 of 1
Red-Zone Scores-Chances	2-2	3-3

UCF

	No.	Gain	Loss	Net	TD	Lg	Avg
MCGOWAN, Taj	4	81	0	81	2	71	20.2
MCCRAE, Greg	7	58	1	57	0	23	8.1
KILLINS, Adrian	11	40	1	39	0	16	3.5
ANDERSON, O.	3	6	3	3	0	5	1.0

	C-A-I	Yds	TD	Long	Sack
MILTON, M.	17-29-0	296	1	75	4

	No.	Yards	TD	Long
DAVIS, Gabriel	6	128	1	75
WILLIAMS, Mar.	4	56	0	32
NIXON, Tre	3	31	0	17
SNELSON, D.	2	34	0	22

	No.	Yds	Avg	Long	In20	TB
LOUDERMILK, Mac	7	295	42.1	54	2	0

	No.	Yards	TD	Long
ANDERSON, O.	1	1	0	1

	No.	Yards	TD	Long
KILLINS, Adrian	3	73	0	44

	UA-A	Total	Sacks	TFL
GRANT, Richie	12-0	12	0.0	0.0
EVANS, Nate	7-2	9	0.0	0.5
GILYARD, Eriq	6-2	8	0.0	1.0

MEMPHIS

	No.	Gain	Loss	Net	TD	Lg	Avg
HENDERSON, Darrell	31	209	10	199	1	43	6.4
TAYLOR, Patrick	11	53	6	47	0	17	4.3
POLLARD, Tony	5	31	2	29	1	17	5.8
WHITE, Brady	4	16	7	9	1	11	2.2

	C-A-I	Yds	TD	Long	Sack
WHITE, Brady	17-29-0	209	0	39	1

	No.	Yards	TD	Long
POLLARD, Tony	6	45	0	13
COXIE, Damonte	4	86	0	39
WILLIAMS, John	2	23	0	13
HENDERSON, Darrell	2	13	0	9

	No.	Yds	Avg	Long	In20	TB
WILLIAMS, Adam	5	216	43.2	52	2	2

	No.	Yards	TD	Long
WILLIAMS, John	2	26	0	16

	No.	Yards	TD	Long
POLLARD, Tony	2	52	0	30
HENDERSON, Darr	1	0	0	0

	UA-A	Total	Sacks	TFL
HALL, Austin	5-2	7	0.0	1.0
AKINS, Curtis	5-2	7	0.0	0.0
PERRY, Josh	5-0	5	0.0	0.0

Qtr Time Scoring Play V-H

1st	09:39	MEMPHIS - PATTERSON, Riley 43 yd field goal, 11-46 3:22	0-3
	07:52	UCF - MCGOWAN, Taj 2 yd run (WRIGHT, Matthew kick), 6-75 1:47	7-3
	03:53	MEMPHIS - WHITE, Brady 11 yd run (PATTERSON, Riley kick), 11-83 3:56	7-10
	00:00	MEMPHIS - HENDERSON, Darrell 25 yd run (PATTERSON, Riley kick), 6-61 2:16	7-17
2nd	10:58	MEMPHIS - PATTERSON, Riley 45 yd field goal, 7-28 2:17	7-20
	10:45	UCF - DAVIS, Gabriel 75 yd pass from MILTON, M. (WRIGHT, Matthew kick), 1-75 0:12	14-20
	05:09	MEMPHIS - PATTERSON, Riley 21 yd field goal, 11-70 5:36	14-23
	02:04	MEMPHIS - POLLARD, Tony 19 yd run (PATTERSON, Riley kick), 4-66 1:50	14-30
	00:00	UCF - WRIGHT, Matthew 44 yd field goal, 8-48 2:04	17-30
3rd	02:41	UCF - MCGOWAN, Taj 71 yd run (WRIGHT, Matthew kick), 4-80 1:32	24-30
4th	12:14	UCF - MILTON, M. 7 yd run (WRIGHT, Matthew kick), 8-74 2:41	31-30

GAME 8 • OCTOBER 20 • AT MISSOURI



	1ST	2ND	3RD	4TH	FINAL
MEMPHIS	3	17	7	6	33
MISSOURI	21	17	14	3	65

FAUROT FIELD AT MEMORIAL STADIUM

Against one of the nation's top rushing defenses in the country, Patrick Taylor Jr. rattled off 115 yards on the ground with two touchdowns to lead the University of Memphis in a 65-33 setback to Missouri Saturday afternoon.

Memphis spent the majority of the contest without the nation's leading rusher in Darrell Henderson who left the game after the second drive.

Taylor's 115-yard performance marked the sixth time in his career he eclipsed the century mark on the ground. Missouri came into the contest allowing just four rushing touchdowns through six games. No Missouri opponent had more than one rushing score and Taylor had two on his own. Memphis was also the first to rush for 200 yards against Missouri.

Damonte Coxie led the Memphis offense with 111 receiving yards, 12 shy of matching his career-high. Quarterback Brady White hurled 208 yards with two touchdowns including one to Coxie.

Missouri jumped out to a 21-0 lead, capitalizing on a blocked punt and an interception in the first two drives.

With 2:15 remaining in the first, Memphis' Riley Patterson kicked the first of two field goals to put the Blue and Gray on the board.

Patterson's three points ignited a 17-0 run by Memphis to pull within four of Missouri, which included a one-yard rushing touchdown by Taylor and 30-yard pass to Tony Pollard.

Pollard finished the day with a team-high 130 all-purpose yards after rushing for 75 and pulling down 44 in the air.

	MEMPHIS	MU
Score	33	65
FIRST DOWNS	25	30
RUSHES-YARDS (NET)	43-200	40-273
PASSING YDS (NET)	208	373
Passes Att-Comp-Int	38-15-2	32-24-0
TOTAL OFFENSE PLAYS-YARDS	81-408	72-646
Fumble Returns-Yards	0-0	0-0
Punt Returns-Yards	0-0	3-12
Kickoff Returns-Yards	4-46	0-0
Interception Returns-Yards	0-0	2-42
Punts (Number-Avg)	5-46.4	2-33.5
Fumbles-Lost	1-0	1-0
Penalties-Yards	8-65	12-122
Possession Time	35:08	24:52
Third-Down Conversions	6 of 16	6 of 12
Fourth-Down Conversions	1 of 1	1 of 1
Red-Zone Scores-Chances	4-4	4-5

MEMPHIS

Rushing	No.	Gain	Loss	Net	TD	Lg	Avg
TAYLOR, Patrick	26	124	9	115	2	21	4.4
POLLARD, Tony	8	75	0	75	0	21	9.4
HENDERSON, Darrell	4	15	0	15	0	8	3.8
WHITE, Brady	5	2	7	-5	0	1	-1.0

Passing	C-A-I	Yds	TD	Long	Sack
WHITE, Brady	15-37-2	208	2	30	3
WILLIAMS, John	0-1-0	0	0	0	0

Receiving	No.	Yards	TD	Long
COXIE, Damonte	8	111	1	20
WILLIAMS, John	3	18	0	9
POLLARD, Tony	2	44	1	30
HENDERSON, Darrell	1	20	0	20

Punting	No.	Yds	Avg	Long	In20	TB
WILLIAMS, Adam	5	232	46.4	58	1	0

Punt Returns	No.	Yards	TD	Long
WILLIAMS, John	2	20	0	12
POLLARD, Tony	1	11	0	11

Kick Returns	No.	Yards	TD	Long
WILLIAMS, John	2	20	0	12
POLLARD, Tony	1	11	0	11

Tackles	UA-A	Total	Sacks	TFL
BLAKE, Sanchez	9-0	9	0.0	0.0
AKINS, Curtis	6-1	7	0.0	0.0

Missouri

Rushing	No.	Gain	Loss	Net	TD	Lg	Avg
Rountree, Larry	9	120	2	118	3	59	13.1
Crockett, Damar	13	56	0	56	1	20	4.3
Badie, Tyler	7	43	2	41	0	12	5.9
Lock, Drew	4	36	0	36	0	19	9.0

Passing	C-A-I	Yds	TD	Long	Sack
Lock, Drew	23-29-0	350	4	58	0
Powell, Taylor	1-3-0	23	0	23	0

Receiving	No.	Yards	TD	Long
Okwuegbunam, Al	6	159	3	58
Knox, Jalen	5	104	1	44
Johnson, Johnat	4	46	0	19
Floyd, Richaud	3	28	0	17

Punting	No.	Yds	Avg	Long	In20	TB
Fatony, Corey	2	67	33.5	51	0	0


Punt Returns	No.	Yards	TD	Long
Johnson, Johnat	2	2	0	1
TEAM	1	10	0	0

Kick Returns	No.	Yards	TD	Long
Garrett, Cale	10-1	11	0.0	0.0
Hall, Terez	8-3	11	1.0	2.0

Scoring Play

Qtr	Time	Scoring Play	V-H
1st	11:55	MU - Rountree, Larry 2 yd run (McCann, Tucker kick), 3-27 0:57	0 - 7
	09:18	MU - Holmes, Christi 42 yd interception return (McCann, Tucker kick)	0 - 14
	05:55	MU - Crockett, Damar 14 yd run (McCann, Tucker kick), 5-76 1:57	0 - 21
2nd	02:15	MEMPHIS - PATTERSON, Riley 26 yd field goal, 13-66 3:40	3 - 21
	13:01	MEMPHIS - PATTERSON, Riley 52 yd field goal, 10-40 2:46	6 - 21
	10:52	MEMPHIS - POLLARD, Tony 30 yd pass from WHITE, Brady (PATTERSON, Riley kick), 2-38 0:41	17 - 21
	08:47	MU - Okwuegbunam, Al 58 yd pass from Lock, Drew (McCann, Tucker kick failed), 5-75 2:05	17 - 27
	08:28	MU - Knox, Jalen 44 yd pass from Lock, Drew (McCann, Tucker kick), 1-44 0:08	17 - 34
	05:27	MU - Rountree, Larry 2 yd run (McCann, Tucker kick), 4-65 1:58	17 - 41
3rd	02:41	MEMPHIS - PATTERSON, Riley 52 yd field goal, 10-40 2:46	27 - 41
	01:07	MU - Okwuegbunam, Al 47 yd pass from Lock, Drew (McCann, Tucker kick), 6-75 1:34	20 - 48
	08:55	MEMPHIS - TAYLOR, Patrick 9 yd run (PATTERSON, Riley kick), 10-80 2:56	20 - 48
	04:26	MU - Okwuegbunam, Al 23 yd pass from Lock, Drew (McCann, Tucker kick), 10-75 4:29	27 - 55
4th	03:13	MU - Rountree, Larry 59 yd run (McCann, Tucker kick), 1-59 0:12	27 - 62
	11:27	MU - McCann, Tucker 37 yd field goal, 12-53 5:25	27 - 65
08:32	MEMPHIS - COXIE, Damonte 20 yd pass from WHITE, Brady (PATTERSON, Riley kick failed), 7-75 2:55	33 - 65	

GAME 9 • NOVEMBER 3 • AT ECU



A healthy Darrell Henderson cured several ills for the University of Memphis.

Saturday at ECU's Dowdy-Ficklen Stadium, Henderson returned from missing most of the previous game – a loss at Missouri – and rushed for a game-high 132 yards and two touchdowns to lead the Tigers to a 59-41 American Athletic Conference victory.

Memphis finished with 639 yards total offense.

Henderson, who left the Missouri game with a hamstring injury, had touchdown runs of 39 and 20 yards and turned a short screen pass into another score, a 71-yarder in the opening quarter.

The Tigers also got impressive efforts from quarterback Brady White and receiver Damonte Coxie. White passed for 362 yards and three touchdowns, while Coxie set a career-mark with 10 catches for 176 yards and two scores.

Ahead by seven at the half, the Tigers pushed their lead to 14 points on their first snap of the second half. Coxie hauled in a short slant from White, quickly split two defenders, and sprinted the remainder of the 75 yards to the end zone for a 31-17 advantage.

Late in the third quarter, the Tigers put together a 13-play drive that resulted in a touchdown run of a yard by Patrick Taylor and a 38-31 lead. Henderson set up the TD with a 17-yard rush to the ECU 2.

ECU trimmed the margin to 38-34 on the following possession as Jake Verity booted a 47-yard field goal, his second of 45 or more yards in the game. It was the closest the Pirates would come the rest of the game.

	1ST	2ND	3RD	4TH	FINAL
MEMPHIS	10	14	14	21	59
ECU	14	3	17	7	41

DOWDY-FICKLEN STADIUM

	MEM	ECU
Score	59	41
FIRST DOWNS	26	29
RUSHES-YARDS (NET)	52-277	29-107
PASSING YDS (NET)	362	449
Passes Att-Comp-Int	30-21-0	62-34-0
TOTAL OFFENSE PLAYS-YARDS	82-639	91-556
Fumble Returns-Yards	0-0	0-0
Punt Returns-Yards	3-11	1-2
Kickoff Returns-Yards	2-40	3-46
Interception Returns-Yards	0-0	0-0
Punts (Number-Avg)	5-35.8	6-45.5
Fumbles-Lost	1-0	1-1
Penalties-Yards	9-56	4-45
Possession Time	29:50	30:10
Third-Down Conversions	5 of 14	6 of 17
Fourth-Down Conversions	2 of 2	1 of 2
Red-Zone Scores-Chances	6-6	4-5

Memphis

Rushing	No.	Gain	Loss	Net	TD	Lg	Avg
HENDERSON, Darrell	21	140	8	132	2	39	6.3
POLLARD, Tony	9	69	0	69	2	41	9.9
TAYLOR, Patrick	16	59	0	59	1	11	3.7
WILLIAMS, John	1	19	0	19	0	19	19.0

Passing	C-A-I	Yds	TD	Long	Sack
WHITE, Brady	21-30-0	362	3	75	2

Receiving	No.	Yards	TD	Long
COXIE, Damonte	10	176	2	75
HENDERSON, Darrell	3	72	1	71
POLLARD, Tony	3	30	0	13
MAGNIFICO, Joey	2	65	0	37

Punting	No.	Yds	Avg	Long	In20	TB
WILLIAMS, Adam	5	179	35.8	42	2	0

Punt Returns	No.	Yards	TD	Long
WILLIAMS, John	3	11	0	13

Kick Returns	No.	Yards	TD	Long
POLLARD, Tony	2	40	0	20

Tackles	UA-A	Total	Sacks	TFL
LINDSEY, Tyrrez	5-6	11	0.0	0.0
AKINS, Curtis	5-5	10	1.0	1.0

ECU

Rushing	No.	Gain	Loss	Net	TD	Lg	Avg
AHLERS, Holton	17	78	21	57	0	15	3.4
HOWE, Hussein	6	32	5	27	0	14	4.5
SCOTT, Anthony	3	14	0	14	0	6	4.7
PINNIX, Darius	3	9	0	9	2	6	3.0

Passing	C-A-I	Yds	TD	Long	Sack
AHLERS, Holton	34-62-0	449	3	44	2

Receiving	No.	Yards	TD	Long
BROWN, Trevon	10	193	2	44
FARRIER, Deondr	6	76	0	25
VINES, Mydreon	5	37	0	9
SNEAD, Tyler	4	50	1	15

Punting	No.	Yds	Avg	Long	In20	TB
YOUNG, Jonn	6	273	45.5	51	0	0

Punt Returns	No.	Yards	TD	Long
BROWN, Trevon	1	-2	0	0

Kick Returns	No.	Yards	TD	Long
HOWE, Hussein	3	46	0	29

Tackles	UA-A	Total	Sacks	TFL
ROBINSON, Dvndr	6-6	12	0.0	0.0
SUTTON, Devon	2-9	11	0.0	0.0

Qtr	Time	Scoring Play	V-H
1st	12:02	ECU - PINNIX, Darius 1 yd run (VERITY, Jake kick), 9-75 2:58	0 - 7
	11:19	MEM - HENDERSON, Darrell 71 yd pass from WHITE, Brady (PATTERSON, Riley kick), 2-75 0:43	7 - 7
	07:18	ECU - PATTERSON, Riley 22 yd field goal, 11-67 3:17	10 - 7
	02:38	ECU - BROWN, Trevon 10 yd pass from AHLERS, Holton (VERITY, Jake kick), 6-70 2:03	10 - 14
2nd	14:55	MEM - POLLARD, Tony 6 yd run (PATTERSON, Riley kick), 9-77 2:43	17 - 14
	07:21	MEM - COXIE, Damonte 20 yd pass from WHITE, Brady (PATTERSON, Riley kick), 3-23 0:38	24 - 14
	01:02	ECU - VERITY, Jake 52 yd field goal, 12-46 4:21	24 - 17
3rd	14:49	MEM - COXIE, Damonte 75 yd pass from WHITE, Brady (PATTERSON, Riley kick), 1-75 0:11	31 - 17
	11:51	ECU - PINNIX, Darius 2 yd run (VERITY, Jake kick), 10-69 2:58	31 - 24
	08:45	ECU - BROWN, Trevon 31 yd pass from AHLERS, Holton (VERITY, Jake kick), 6-61 1:55	31 - 31
	04:42	MEM - TAYLOR, Patrick 1 yd run (PATTERSON, Riley kick), 13-75 4:03	38 - 31
	01:26	ECU - VERITY, Jake 47 yd field goal, 10-53 3:16	38 - 34
4th	11:43	MEM - HENDERSON, Darrell 20 yd run (PATTERSON, Riley kick), 12-75 4:43	45 - 34
	07:31	MEM - HENDERSON, Darrell 39 yd run (PATTERSON, Riley kick), 5-65 2:59	52 - 34
	04:54	ECU - SNEAD, Tyler 13 yd pass from AHLERS, Holton (VERITY, Jake kick), 10-75 2:37	62 - 41
	03:02	MEM - POLLARD, Tony 1 yd run (PATTERSON, Riley kick), 6-47 1:52	59 - 41

GAME 10 • NOVEMBER 10 • VS TULSA

University of Memphis running back Darrell Henderson continued rushing up the school's career charts. Quarterback Brady White again displayed his uncanny accuracy. And receiver Damonte Coxie kept his streak of consistency alive with a third-straight 100-yard game.

But in Saturday's 47-21 American Athletic Conference victory over Tulsa at Liberty Bowl Memorial Stadium, it was the Tiger defense that set an early tone. The defensive unit, directed by coordinator Chris Ball, rewarded another solid outing by one of the nation's most proficient offenses and helped the UofM become bowl eligible for the fifth-straight year.

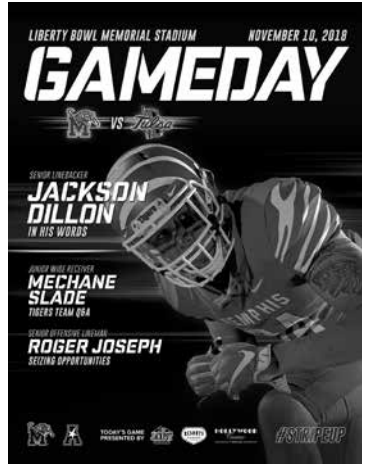
Memphis (6-4, 3-3 American) will extend a school-record postseason streak that began in 2014 when the Tigers beat BYU in the Miami Beach Bowl. Tulsa fell to 2-8 and 1-5.

Behind Henderson, White and Coxie, the Tigers amassed 499 total yards. They also got their first punt return for touchdown – a 72-yard, spinning, twisting run by John 'Pop' Williams – in three years.

Henderson rushed for 166 yards and scored twice to increase his season total to 17 rushing TDs. Patrick Taylor added 96 yards rushing and a TD, while White was 14-of-20 passing for 184 yards and two TDs. Coxie finished with six catches for 110 yards.

Midway through the third quarter – after taking a 27-7 lead – the Tiger defense had accumulated some of its best numbers of the season: nine tackles for lost yardage, four sacks, three quarterback hurries and a forced turnover. By the end of the game, those numbers read: a season-high 11 tackles for loss, a season-high five sacks and four QB hurries.

Memphis held Tulsa to a season-low 252 yards.



	1ST	2ND	3RD	4TH	FINAL
TULSA	0	0	14	7	21
MEMPHIS	17	10	7	13	47

LIBERTY BOWL MEMORIAL STADIUM

	TLS	MEM
Score	21	47
FIRST DOWNS	16	26
RUSHES-YARDS (NET)	41-112	55-297
PASSING YDS (NET)	140	202
Passes Att-Comp-Int	26-14-0	23-16-0
TOTAL OFFENSE PLAYS-YARDS	67-252	78-499
Fumble Returns-Yards	0-0	1-20
Punt Returns-Yards	1-38	4-109
Kickoff Returns-Yards	4-74	3-72
Interception Returns-Yards	0-0	0-0
Punts (Number-Avg)	8-45.4	4-36.5
Fumbles-Lost	1-1	1-1
Penalties-Yards	6-46	8-79
Possession Time	28:54	31:06
Third-Down Conversions	6 of 16	8 of 14
Fourth-Down Conversions	1 of 2	0 of 0
Red-Zone Scores-Chances	3-3	7-7

TLS

Rushing	No.	Gain	Loss	Net	TD	Lg	Avg
TAYLOR II, C.	24	122	5	117	2	38	4.9
BROOKS, S.	11	26	3	23	0	7	2.1
STOKES, K.	1	7	0	7	0	7	7.0
BOOMER, S.	5	0	35	-35	0	-7.0	

Passing	C-A-I	Yds	TD	Long	Sack
BOOMER, S.	14-26-0	140	1	28	5

Receiving	No.	Yards	TD	Long
HOBBS, J.	5	69	1	28
STOKES, K.	4	42	0	15
JOHNSON, K.	2	30	0	17
NEPH, C.	1	6	0	6

Punting	No.	Yds	Avg	Long	In20	TB
BENNETT, T.	8	363	45.4	60	2	1

Punt Returns	No.	Yards	TD	Long
ANDERSON, J.	1	38	0	38

Kick Returns	No.	Yards	TD	Long
CRAWFORD JR, S.	4	74	0	22

Tackles	UA-A	Total	Sacks	TFL
COLLINS, Z.	12-0	12	0.0	2.0
POWERS, B.	7-3	10	0.0	0.0
EDMISTON, C.	7-0	7	0.0	1.0

Memphis

Rushing	No.	Gain	Loss	Net	TD	Lg	Avg
HENDERSON, Darrell	23	169	3	166	2	26	7.2
TAYLOR, Patrick	20	99	3	96	1	12	4.8
POLLARD, Tony	6	13	0	13	0	5	2.2
TAYLOR, Tim	2	10	0	10	0	8	5.0

Passing	C-A-I	Yds	TD	Long	Sack
WHITE, Brady	14-20-0	184	2	33	0
MCBRIDE, Brady	2-3-0	18	0	12	0

Receiving	No.	Yards	TD	Long
COXIE, Damonte	6	110	0	33
POLLARD, Tony	3	53	0	21
WILLIAMS, John	3	8	1	4
JONES, Kedarian	1	12	0	12

Punting	No.	Yds	Avg	Long	In20	TB
WILLIAMS, Adam	4	146	36.5	43	1	0

Punt Returns	No.	Yards	TD	Long
WILLIAMS, John	4	109	1	72

Kick Returns	No.	Yards	TD	Long
POLLARD, Tony	3	72	0	31

Tackles	UA-A	Total	Sacks	TFL
BLAKE, Sanchez	5-0	5	0.0	0.0
AUGUSTUS, Nehem	4-1	5	0.0	1.0
DORCEUS, Joseph	2-3	5	0.0	0.0

Qtr	Time	Scoring Play	V-H
1st	10:53	MEM - PATTERSON, Riley 30 yd field goal, 10-63 4:07	0 - 3
	07:14	MEM - WILLIAMS, John 1 yd pass from WHITE, Brady (PATTERSON, Riley kick), 4-31 1:11	0 - 10
2nd	00:46	MEM - MAGNICO, Joey 5 yd pass from WHITE, Brady (PATTERSON, Riley kick), 11-30 4:01	0 - 17
	03:58	MEM - HENDERSON, Darrell 1 yd run (PATTERSON, Riley kick), 14-65 5:37	0 - 24
	00:00	MEM - PATTERSON, Riley 21 yd field goal, 5-47 0:41	0 - 27
3rd	08:42	TLS - HOBBS, J. 18 yd pass from BOOMER, S. (ROMO, J. kick), 4-29 2:17	7 - 27
	05:41	MEM - TAYLOR, Patrick 1 yd run (PATTERSON, Riley kick), 8-75 3:01	7 - 34
4th	03:10	TLS - TAYLOR II, C. 1 yd run (ROMO, J. kick), 5-73 2:26	14 - 34
	14:29	MEM - HENDERSON, Darrell 9 yd run (PATTERSON, Riley kick failed), 9-69 3:35	14 - 40
00:11	12:31	MEM - WILLIAMS, John 72 yd punt return (PATTERSON, Riley kick)	14 - 47
	00:11	TLS - TAYLOR II, C. 2 yd run (ROMO, J. kick), 13-72 4:53	21 - 47

GAME 11 • NOVEMBER 16 • AT SMU



	1ST	2ND	3RD	4TH	FINAL
MEMPHIS	0	7	7	14	28
SMU	3	2	7	6	18

GERALD J. FORD STADIUM

The drive for another trip to the American Athletic Conference title game remained alive for the University of Memphis.

Friday night at SMU, the Tigers rebounded from a sluggish first half to knock off SMU, 28-18. Running back Patrick Taylor rushed for 112 yards and two second-half touchdowns to lead the UofM, while tight end Joey Magnifico caught one of his two TD receptions in the second half.

The Tigers never trailed after taking a 7-3 lead in the second quarter on the first of Magnifico's TDs.

Taylor boosted the UofM's lead to 14-5 shortly after halftime when he broke three tackles en route to a 9-yard scoring run. Darrell Henderson started the 65-yard scoring drive by rushing 35 yards.

Although SMU (5-6, 4-3) trimmed the Memphis lead to 14-12 with 1:22 to go in the third period on a 31-yard TD reception by James Proche, the Tigers quickly responded to put some distance between them and the Mustangs. Magnifico pushed the UofM lead back to nine (21-12) on a 9-yard TD catch with 13:19 to go.

Taylor added his second TD midway through the half on a 2-yard run. SMU's Proche closed the scoring with another touchdown reception a few minutes later. He ended the night with 12 catches for 134 yards.

Memphis finished with 434 total yards. SMU had 366. Tiger quarterback Brady White completed 18 of 31 passes for 226 yards and the two TDs to Magnifico.

	MEM	SMU
Score	28	18
FIRST DOWNS	21	25
RUSHES-YARDS (NET)	43-208	26-25
PASSING YDS (NET)	226	341
Passes Att-Comp-Int	31-18-2	57-30-1
TOTAL OFFENSE PLAYS-YARDS	74-434	83-366
Fumble Returns-Yards	0-0	0-0
Punt Returns-Yards	1-1	0-0
Kickoff Returns-Yards	2-17	3-37
Interception Returns-Yards	1-18	2-44
Punts (Number-Avg)	4-50.8	5-39.8
Fumbles-Lost	1-0	4-2
Penalties-Yards	12-143	5-33
Possession Time	28:11	31:49
Third-Down Conversions	10 of 17	5 of 17
Fourth-Down Conversions	0 of 0	3 of 6
Red-Zone Scores-Chances	4-7	2-4

Memphis

Rushing	No.	Gain	Loss	Net	TD	Lg	Avg
TAYLOR, Patrick	20	118	6	112	2	34	5.6
HENDERSON, Darrell	16	84	9	75	0	35	4.7
POLLARD, Tony	3	26	0	26	0	21	8.7
WHITE, Brady	2	2	3	-1	0	2	-0.5

Passing	C-A-I	Yds	TD	Long	Sack
WHITE, Brady	18-31-2	226	2	62	0

Receiving	No.	Yards	TD	Long
MAGNIFICO, Joey	5	43	2	16
JONES, Kedarian	4	48	0	14
COXIE, Damonte	2	90	0	62
TAYLOR, Patrick	2	19	0	10

Punting	No.	Yds	Avg	Long	In20	TB
WILLIAMS, Adam	4	203	50.8	73	1	1

Punt Returns	No.	Yards	TD	Long
WILLIAMS, John	1	-1	0	0

Kick Returns	No.	Yards	TD	Long
HUFF, Bryce	1	6	0	6
POLLARD, Tony	1	11	0	11

Tackles	UA-A	Total	Sacks	TFL
WINDHAM, Tito	4-4	8	0.0	0.0
PERRY, Josh	5-2	7	0.0	0.0
HALL, Austin	4-2	6	0.5	1.5
DORCEUS, Joseph	1-4	5	1.0	1.5

SMU

Rushing	No.	Gain	Loss	Net	TD	Lg	Avg
WEST, Braeden	10	23	3	20	0	8	2.0
FREEMAN, Ke'Mon	8	15	3	12	0	4	1.5
JONES, Xavier	1	8	0	8	0	8	8.0
HICKS, Ben	7	23	38	-15	0	16	-2.1

Passing	C-A-I	Yds	TD	Long	Sack
HICKS, Ben	29-55-1	344	2	57	5
SACKVILLE, J.	1-1-0	-3	0	1	0

Receiving	No.	Yards	TD	Long
PROCHE, James	12	134	2	31
ROBERSON, JR.	7	116	0	57
WEST, Braeden	4	37	0	51
PAGE, Tyler	2	33	0	19

Punting	No.	Yds	Avg	Long	In20	TB
SACKVILLE, J.	5	199	39.8	51	3	0

Punt Returns	No.	Yards	TD	Long

Kick Returns	No.	Yards	TD	Long
ROBERSON, JR.	2	37	0	28
PROCHE, James	1	0	0	0

Tackles	UA-A	Total	Sacks	TFL
MOORE, Richard	6-6	12	0.0	1.0
McQUEEN, Elijah	5-4	9	0.0	0.0
NELSON, Patrick	5-1	6	0.0	0.0
JOHNSON, Kevin	4-2	6	0.0	0.0

Qtr	Time	Scoring Play	V-H
1st	00:22	SMU - ROBLEDO, Kevin 21 yd field goal, 10-63 3:42	0-3
2nd	09:26	MEM - MAGNIFICO, Joey 9 yd pass from WHITE, Brady (PATTERSON, Riley kick), 3-21 1:06	7-3
	02:00	SMU - HALL, Jake safety	7-5
3rd	10:14	MEM - TAYLOR, Patrick 9 yd run (PATTERSON, Riley kick), 5-65 1:55	14-5
	01:22	SMU - PROCHE, James 31 yd pass from HICKS, Ben (ROBLEDO, Kevin kick), 5-47 0:54	14-12
4th	13:19	MEM - MAGNIFICO, Joey 9 yd pass from WHITE, Brady (PATTERSON, Riley kick), 9-63 2:57	21-12
	08:44	MEM - TAYLOR, Patrick 2 yd run (PATTERSON, Riley kick), 6-53 2:32	28-12
	06:14	SMU - PROCHE, James 2 yd pass from HICKS, Ben (HICKS, Ben pass failed), 5-75 2:30	28-18

GAME 12 • NOVEMBER 23 • VS HOUSTON

The Tigers used a record-setting rushing performance and a clamp-down, fourth-quarter defensive effort to slam the door on Houston in an impressive 52-31 victory Friday.

The win earned the Tigers to a second-straight conference West Division crown and sends Memphis to next Saturday's (Dec. 1) American Athletic Conference championship game in Orlando.

A little more than a month ago, the Tigers were left for dead in their pursuit of a second-straight conference West Division title after a heart-breaking 31-30 setback to UCF that left them with a 1-3 league record. At the end of October, Memphis – still 1-3 at the time – was a full three games behind division leader Houston, which brought a 4-0 conference record into November.

The Memphis seniors improve their win total to 35 victories, the second-most wins by a four-year class in school history. The group has won eight or more games in each of their four seasons (9 wins in 2015; 8 in 2016; 10 in 2017; 8 in 2018).

In winning the division title and the seniors' 35th game, two records were set. One was a program record, as the Tigers shattered the school single-season rushing mark of 3,215. Memphis surpassed that mark when Darrell Henderson scampered 60 yards for the game-clinching touchdown with 9:39 left. With their 401 yards rushing Friday, the 2018 Tigers now have 3,311 yards.

On that same 60-yard scoring run, Henderson set the American Athletic Conference single-season rushing record with 1,699 yards.

As for the game itself, the teams battled neck-and-neck through three quarters, and with 15 minutes left, the score was tied at 31-all. Memphis scored 21 unanswered points in the fourth quarter to close it out.



	1ST	2ND	3RD	4TH	FINAL
HOUSTON	7	14	10	0	31
MEMPHIS	3	14	14	21	52

LIBERTY BOWL MEMORIAL STADIUM

	HOU	MEM
Score	31	52
FIRST DOWNS	23	31
RUSHES-YARDS (NET)	41-138	59-401
PASSING YDS (NET)	256	209
Passes Att-Comp-Int	43-18-1	33-21-2
TOTAL OFFENSE PLAYS-YARDS	84-394	92-610
Fumble Returns-Yards	0-0	0-0
Punt Returns-Yards	2-17	5-28
Kickoff Returns-Yards	3-65	3-65
Interception Returns-Yards	2-65	1-0
Punts (Number-Avg)	7-45.0	5-47.2
Fumbles-Lost	1-0	0-0
Penalties-Yards	7-44	5-32
Possession Time	24:08	35:52
Third-Down Conversions	8 of 21	9 of 18
Fourth-Down Conversions	2 of 5	2 of 2
Red-Zone Scores-Chances	1-2	6-7

Houston

Rushing	No.	Gain	Loss	Net	TD	Lg	Avg
CARR, Patrick	12	85	2	83	0	13	6.9
CAR, Mulbah	12	43	2	41	0	9	3.4
TUNE, Clayton	13	49	37	12	0	21	0.9
SINGLETON, Jere	1	5	0	5	0	5	5.0

Passing	C-A-I	Yds	TD	Long	Sack
TUNE, Clayton	18-43-1	256	3	45	5

Receiving	No.	Yards	TD	Long
STEVENSON, Marq	6	55	0	22
SINGLETON, Rael	4	67	0	28
CORBIN, Keith	4	61	2	45
BROOKER, R.	2	39	0	27

Punting	No.	Yds	Avg	Long	In20	TB
ROY, Dane	7	315	45.0	49	3	0

Punt Returns	No.	Yards	TD	Long
STEVENSON, Marq	2	17	0	9

Kick Returns	No.	Yards	TD	Long
STEVENSON, Marq	3	65	0	41

Tackles	UA-A	Total	Sacks	TFL
ROBINSON, Austi	9-2	11	0.0	1.0
EGGBLE, Erneke	7-4	11	1.0	1.5

Memphis

Rushing	No.	Gain	Loss	Net	TD	Lg	Avg
HENDERSON, Darrell	24	181	3	178	2	60	7.4
TAYLOR, Patrick	19	138	10	128	2	57	6.7
POLLARD, Tony	11	83	0	83	1	24	7.5
CRAFT, Sam	1	28	0	28	1	28	28.0

Passing	C-A-I	Yds	TD	Long	Sack
WHITE, Brady	21-33-2	209	1	44	2

Receiving	No.	Yards	TD	Long
POLLARD, Tony	8	116	0	44
SLADE, Mechane	3	30	0	17
TAYLOR, Patrick	3	23	0	9
COXIE, Damonte	3	23	0	16

Punting	No.	Yds	Avg	Long	In20	TB
WILLIAMS, Adam	5	236	47.2	57	1	0


Punt Returns	No.	Yards	TD	Long
WILLIAMS, John	5	28	0	12

Kick Returns	No.	Yards	TD	Long
POLLARD, Tony	1	37	0	37
SLADE, Mechane	1	15	0	15

Tackles	UA-A	Total	Sacks	TFL
WINDHAM, Tito	7-0	7	0.0	0.0
RUSSELL, J.J.	6-0	6	1.0	1.0

Qtr	Time	Scoring Play	V-H
1st	11:37	HOU - MARK, Terry 33 yd pass from TUNE, Clayton (WITHERSPOON, Da kick), 9-73 1:58	7 - 0
	04:31	MEM - PATTERSON, Riley 35 yd field goal, 7-81 2:23	7 - 3
	13:39	MEM - TAYLOR, Patrick 7 yd run (PATTERSON, Riley kick), 6-69 2:08	7 - 10
2nd	10:45	MEM - MAGNICO, Joey 9 yd pass from WHITE, Brady (PATTERSON, Riley kick), 8-50 2:08	7 - 17
	05:46	HOU - CORBIN, Keith 3 yd pass from TUNE, Clayton (WITHERSPOON, Da kick), 9-68 2:55	14 - 17
	04:07	HOU - SPREWELL, Gleso 63 yd interception return (WITHERSPOON, Da kick)	21 - 17
	09:14	MEM - CRAFT, Sam 28 yd run (PATTERSON, Riley kick), 13-86 4:28	21 - 24
3rd	07:14	HOU - WITHERSPOON, Da 44 yd field goal, 9-48 2:00	24 - 24
	02:41	MEM - POLLARD, Tony 6 yd run (PATTERSON, Riley kick), 5-45 1:35	24 - 31
	01:34	HOU - CORBIN, Keith 45 yd pass from TUNE, Clayton (WITHERSPOON, Da kick), 4-56 1:01	31 - 31
4th	12:04	MEM - TAYLOR, Patrick 1 yd run (PATTERSON, Riley kick), 9-65 4:30	31 - 38
	09:39	MEM - HENDERSON, Darrell 60 yd run (PATTERSON, Riley kick), 2-71 0:43	31 - 45
	05:56	MEM - HENDERSON, Darrell 1 yd run (PATTERSON, Riley kick), 5-18 2:24	31 - 52

GAME 13 • DECEMBER 1 • AT UCF • AAC CHAMPIONSHIP



University of Memphis' Darrell Henderson rushed for 210 yards and three touchdowns and also passed for another score, but it wasn't enough in a 56-41 setback to No. 8 UCF in the 2018 American Athletic Conference Championship Game at Spectrum Stadium Saturday.

Henderson's 210 rushing yards were an American Athletic Conference Championship Game record. His performance Saturday gives him 1,909 yards, the third-most for a season in program history. With 91 yards in the Tigers' bowl game, Henderson would become the first player in school history to run for 2,000 yards in a season.

Patrick Taylor Jr. also rushed for more than 100 yards, carrying the ball 15 times for 118 yards. It was his ninth career 100-yard rushing performance. With Henderson and Taylor each rushing for 100-plus yards, it was the second-straight week the tandem both gained more than 100 yards on the ground.

The Memphis offense was hot early, running out to a 24-7 lead in the first quarter. The Tigers built their lead on two Henderson rushing touchdowns (62 and 12 yards) and a Taylor 70-yard scoring scamper. Taylor's run was a career-long.

After UCF cut the Memphis lead to 24-14 early in the second quarter, the Tigers had a quick answer. On the second play from scrimmage on Memphis' possession, Henderson raced 82 yards for his third touchdown of the game. The score gave Memphis a 31-14 advantage.

After halftime, it was all UCF. The Knights scored two quick touchdowns to cut the Memphis lead down to three at 38-35 midway through the third period.

UCF finished strong with three touchdown scores in the final period for the 56-41 final.

	1ST	2ND	3RD	4TH	FINAL
MEMPHIS	24	14	3	0	41
#8 UCF	7	14	14	21	56

SPECTRUM STADIUM

	MEM	UCF
Score	41	56
FIRST DOWNS	23	34
RUSHES-YARDS (NET)	45-401	62-350
PASSING YDS (NET)	152	348
Passes Att-Comp-Int	30-18-1	28-19-0
TOTAL OFFENSE PLAYS-YARDS	75-583	90-698
Fumble Returns-Yards	0-0	0-0
Punt Returns-Yards	0-0	2-42
Kickoff Returns-Yards	7-152	3-63
Interception Returns-Yards	0-0	1-0
Punts (Number-Avg)	5-46.4	1-45.0
Fumbles-Lost	0-0	4-3
Penalties-Yards	10-79	5-44
Possession Time	31:12	28:48
Third-Down Conversions	6 of 15	8 of 13
Fourth-Down Conversions	0 of 1	1 of 2
Red-Zone Scores-Chances	4-5	7-8

Memphis

Rushing	No.	Gain	Loss	Net	TD	Lg	Avg
HENDERSON, Darrell	16	214	4	210	3	82	13.1
TAYLOR, Patrick	15	122	4	118	1	70	7.9
POLLARD, Tony	6	47	2	45	0	21	7.5
WHITE, Brady	8	41	13	28	0	11	3.5

Passing	C-A-I	Yds	TD	Long	Sack
WHITE, Brady	17-29-1	178	0	41	2
HENDERSON, Darrell	1-1-0	4	1	4	0

Receiving	No.	Yards	TD	Long
TAYLOR, Patrick	4	23	0	15
COXIE, Damonte	3	42	0	15
DYKES, Sean	3	29	1	19
MAGNIFICO, Joey	2	54	0	41

Punting	No.	Yds	Avg	Long	In20	TB
WILLIAMS, Adam	5	232	46.4	58	3	0

Punt Returns	No.	Yards	TD	Long
	2	42	0	42

Kick Returns	No.	Yards	TD	Long
POLLARD, Tony	7	152	0	31

Tackles	UA-A	Total	Sacks	TFL
AKINS, Curtis	8-6	14	0.0	1.5
CARTER, T.J.	10-1	11	0.0	0.0

UCF

Rushing	No.	Gain	Loss	Net	TD	Lg	Avg
MCCRAE, Greg	24	208	2	206	1	50	8.6
KILLINS, JR., Adrian	11	69	9	60	0	13	5.5
MACK, JR., Darriel	18	72	13	59	4	11	3.3
ANDERSON, Otis	5	17	1	16	0	6	3.2

Passing	C-A-I	Yds	TD	Long	Sack
MACK, JR., Darriel	19-27-0	348	2	54	1
Team	0-1-0	0	0	0	0

Receiving	No.	Yards	TD	Long
DAVIS, Gabriel	6	101	0	44
SNELSON, Dreddrick	4	120	0	48
NIXON, Tre	3	32	0	14
MCCRAE, Greg	3	30	0	17

Punting	No.	Yds	Avg	Long	In20	TB
LOUDERMILK, Mac	1	45	45.0	45	0	0

Punt Returns	No.	Yards	TD	Long
ANDERSON, Otis	2	42	0	42

Kick Returns	No.	Yards	TD	Long
KILLINS, JR., Adrian	2	34	0	20
THOMPSON, Ben.	1	29	0	29

Tackles	UA-A	Total	Sacks	TFL
GIBSON, Kyle	6-5	11	0.0	0.0
EVANS, JR., Nate	7-1	8	0.0	2.0

Qtr	Time	Scoring Play	V-H
1st	13:13	MEM - HENDERSON, Darrell 62 yd run (PATTERSON, Riley kick), 4-77 1:47	7 - 0
	11:55	MEM - HENDERSON, Darrell 12 yd run (PATTERSON, Riley kick), 2-27 0:29	14 - 0
	09:48	UCF - MCCRAE, Greg 14 yd run (WRIGHT, Matthew kick), 7-65 2:07	14 - 7
	08:22	MEM - TAYLOR, Patrick 70 yd run (PATTERSON, Riley kick), 3-76 1:26	21 - 7
	01:30	MEM - PATTERSON, Riley 36 yd field goal, 11-32 4:58	24 - 7
2nd	11:52	UCF - COLUMBIALE, Michael 0 yd fumble recovery (WRIGHT, Matthew kick), 13-78 4:38	24 - 14
	11:24	MEM - HENDERSON, Darrell 82 yd run (PATTERSON, Riley kick), 2-81 0:28	31 - 14
	02:41	UCF - HESCOCK, Jake 4 yd pass from MACK, JR., Darriel (WRIGHT, Matthew kick), 4-84 1:04	31 - 21
	00:21	MEM - DYKES, Sean 4 yd pass from HENDERSON, Darrell (PATTERSON, Riley kick), 5-31 1:23	38 - 21
3rd	12:21	UCF - ANDERSON, Otis 54 yd pass from MACK, JR., Darriel (WRIGHT, Matthew kick), 7-79 2:39	38 - 28
	06:55	UCF - MACK, JR., Darriel 4 yd run (WRIGHT, Matthew kick), 8-45 3:24	38 - 35
	02:13	MEM - PATTERSON, Riley 19 yd field goal, 11-78 4:42	41 - 35
4th	14:29	UCF - MACK, JR., Darriel 2 yd run (WRIGHT, Matthew kick), 8-76 2:45	41 - 42
	06:37	UCF - MACK, JR., Darriel 2 yd run (WRIGHT, Matthew kick), 8-71 2:49	41 - 49
	02:29	UCF - MACK, JR., Darriel 5 yd run (WRIGHT, Matthew kick), 8-82 2:37	41 - 56

GAME 14 • DECEMBER 22 • VS WAKE FOREST • BIRMINGHAM BOWL

University of Memphis' Tony Pollard piled up a Birmingham Bowl record 318 all-purpose yards (109 rushing/209 kick returns), but it wasn't enough as the Tigers dropped a 37-34 decision to Wake Forest Saturday.

Pollard rushed for 109 yards and added 209 kick return yards, including a 97-yard return for a touchdown. With the kick return for the score, Pollard tied the NCAA/FBS record with his seventh career kick return for a touchdown. He shares the NCAA/FBS mark with three others.

Patrick Taylor Jr. joined Pollard in rushing for more than 100 yards, gaining 110 yards on 30 carries. Pollard and Taylor each ran for one score on the ground, and Taylor's touchdown put the Tigers in front 34-30 with 1:15 left.

The Tigers' offense – playing without unanimous All-America running back Darrell Henderson – was unable to get on track most of the game. Memphis, which averaged over 530 yards of total offense entering the Birmingham Bowl, managed only 378 total yards Saturday, with 138 of those yards coming in the final period.

After a high-scoring first half, the defenses took over after halftime. The Demon Deacons managed just two third-quarter field goals for a 30-28 lead.

After a Demon Deacons' punt pinned Memphis deep, the Tigers took over on their 12-yard line with 5:51 left. Memphis put together an 88-yard drive that ended with a Taylor nine-yard touchdown run to give the Tigers a 34-30 lead. The Memphis two-point conversion failed, but the Tigers took 4:36 off the clock on the drive.

Wake Forest struck quickly on its next possession and moved to the Tigers' 1-yard line in 40 seconds. Demon Deacons' quarterback Jamie Newman hit pay dirt on the next play for a 37-34 lead with :34 left.



	1ST	2ND	3RD	4TH	FINAL
MEMPHIS	14	14	0	6	34
WAKE FOREST	7	17	6	7	37

HISTORIC LEGION FIELD

	MEM	WF
Score	34	37
FIRST DOWNS	22	26
RUSHES-YARDS (NET)	53-207	50-201
PASSING YDS (NET)	171	328
Passes Att-Comp-Int	29-15-1	40-22-1
TOTAL OFFENSE PLAYS-YARDS	82-378	90-529
Fumble Returns-Yards	0-0	0-0
Punt Returns-Yards	2-6	1-5
Kickoff Returns-Yards	7-215	0-0
Interception Returns-Yards	1-37	1-2
Punts (Number-Avg)	8-45.0	6-46.0
Fumbles-Lost	0-0	0-0
Penalties-Yards	3-20	7-50
Possession Time	30:38	29:22
Third-Down Conversions	6 of 16	6 of 19
Fourth-Down Conversions	1 of 2	2 of 3
Red-Zone Scores-Chances	2-3	5-5

Memphis

Rushing	No.	Gain	Loss	Net	TD	Lg	Avg
TAYLOR, Patrick	30	120	10	110	1	10	3.7
POLLARD, Tony	17	111	2	109	1	41	6.4
WHITE, Brady	6	7	19	-12	0	6	-2.0

Passing	C-A-I	Yds	TD	Long	Sack
WHITE, Brady	15-27-1	171	1	44	3
WILLIAMS, Adam	0-1-0	0	0	0	0

Receiving	No.	Yards	TD	Long
COXIE, Damonte	6	70	0	36
WILLIAMS, John	3	17	0	10
MAGNIFICO, Joey	2	49	0	44
SLADE, Mechane	2	9	0	7

Punting	No.	Yds	Avg	Long	In20	TB
WILLIAMS, Adam	8	360	45.0	57	3	0

Punt Returns	No.	Yards	TD	Long
WILLIAMS, John	1	3	0	3
COXIE, Damonte	1	3	0	3

Kick Returns	No.	Yards	TD	Long
POLLARD, Tony	6	209	1	97
HART, Tim	1	6	0	6

Tackles	UA-A	Total	Sacks	TFL
AKINS, Curtis	8-1	9	0.0	0.0
CARTER, T.J.	8-0	8	0.0	0.0

WAKE FOREST

Rushing	No.	Gain	Loss	Net	TD	Lg	Avg
Newman, J	23	104	13	91	3	21	4.0
Colburn, M	14	61	0	61	0	11	4.4
Carney, C	12	54	3	51	0	10	4.2
Team	1	0	2	-2	0	0	-2.0

Passing	C-A-I	Yds	TD	Long	Sack
Newman, J	22-40-1	328	1	49	2

Receiving	No.	Yards	TD	Long
Bachman, A	7	171	0	49
Hinton, K	3	38	0	16
Colburn, M	3	13	0	7
Washington, S	2	53	0	39

Punting	No.	Yds	Avg	Long	In20	TB
Maggio, D	6	276	46.0	56	4	0

Punt Returns	No.	Yards	TD	Long
Bachman, A	1	5	0	5

Kick Returns	No.	Yards	TD	Long
--------------	-----	-------	----	------

Tackles	UA-A	Total	Sacks	TFL
Strnad, J	9-2	11	0.0	1.0
Taylor, D	6-2	8	0.0	2.0

Qtr	Time	Scoring Play	V-H
1st	12:28	WF - Surratt, S 9 yd pass from Newman, J (Sciba, N kick), 10-75 2:32	0 - 7
	10:06	MEM - POLLARD, Tony 41 yd run (PATTERSON, Riley kick), 6-76 2:17	7 - 7
	03:28	MEM - TAYLOR, Patrick 1 yd pass from WHITE, Brady (PATTERSON, Riley kick), 16-98 5:29	14 - 7
2nd	14:49	MEM - CLAYBROOKS, Chris 37 yd interception return (PATTERSON, Riley kick)	21 - 7
	11:16	WF - Sciba, N 36 yd field goal, 14-57 3:33	21 - 10
	11:04	MEM - POLLARD, Tony 97 yd kickoff return (PATTERSON, Riley kick)	28 - 10
	07:09	WF - Newman, J 1 yd run (Sciba, N kick), 12-75 3:55	28 - 17
	05:33	WF - Newman, J 17 yd run (Sciba, N kick), 2-56 0:26	28 - 24
	07:41	WF - Sciba, N 49 yd field goal, 5-48 1:40	28 - 27
3rd	03:49	WF - Sciba, N 39 yd field goal, 12-47 2:31	28 - 30
	01:15	MEM - TAYLOR, Patrick 9 yd run (WHITE, Brady pass intcpt), 14-88 4:36	34 - 30
	00:34	WF - Newman, J 1 yd run (Sciba, N kick), 6-75 0:41	34 - 37

2019 MEMPHIS FOOTBALL

BRADY WHITE GAME-BY-GAME PASSING

	COMP	ATT	INT	PCT	YARDS	TD	LONG	SACKED	YARDS	EFFIC
Mercer	28	22	0	78.6	358	5	75	0	0	244.9
at Navy	25	15	1	60.0	145	0	23	1	7	100.7
Georgia State	26	19	0	73.1	269	5	48	1	4	223.4
South Alabama	29	22	0	75.9	292	2	39	2	14	183.2
at Tulane	30	14	0	46.7	246	2	43	7	47	137.5
UConn	18	16	0	88.9	239	1	44	1	5	218.8
UCF	29	17	0	58.6	209	0	39	1	7	119.2
at Missouri	37	15	2	40.5	208	2	30	3	7	94.8
at ECU	30	21	0	70.0	362	3	75	2	17	204.4
Tulsa	20	14	0	70.0	184	2	33	0	0	180.3
at SMU	31	18	2	58.1	226	2	62	0	0	127.7
Houston	33	21	2	63.6	209	1	44	2	13	114.7
at UCF	29	17	1	58.6	178	0	41	2	13	103.3
vs Wake Forest	27	15	1	55.6	171	1	44	3	18	113.6
TOTALS	392	246	9	62.8	3296	26	75	25	152	150.7

BRADY McBRIDE GAME-BY-GAME PASSING

	COMP	ATT	INT	PCT	YARDS	TD	LONG	SACKED	YARDS	EFFIC
Mercer	10	6	0	60.0	70	0	18	0	0	118.8
Georgia State	1	0	1	0.0	0	0	0	0	0	-200.0
Tulsa	3	2	0	66.7	18	0	12	0	0	117.1
TOTALS	14	8	1	57.1	88	0	18	0	0	95.7

DARRELL HENDERSON GAME-BY-GAME PASSING

	COMP	ATT	INT	PCT	YARDS	TD	LONG	SACKED	YARDS	EFFIC
South Alabama	1	0	0	0.0	0	0	0	0	0	0.0
UCF	1	1	0	100.0	4	1	4	0	0	463.6
TOTALS	2	1	0	50.0	4	1	4	0	0	231.8

CONNOR ADAIR GAME-BY-GAME PASSING

	COMP	ATT	INT	PCT	YARDS	TD	LONG	SACKED	YARDS	EFFIC
Mercer	1	0	0	0.0	0	0	0	0	0	0.0
UConn	1	1	0	100.0	17	1	17	0	0	572.8
TOTALS	2	1	0	50.0	17	1	17	0	0	286.4

ADAM WILLIAMS GAME-BY-GAME PASSING

	COMP	ATT	INT	PCT	YARDS	TD	LONG	SACKED	YARDS	EFFIC
vs Wake Forest	1	0	0	0.0	0	0	0	0	0	0.0
TOTALS	1	0	0	0.0	0	0	0	0	0	0.0

JOHN WILLIAMS GAME-BY-GAME PASSING

	COMP	ATT	INT	PCT	YARDS	TD	LONG	SACKED	YARDS	EFFIC
at Missouri	1	0	0	0.0	0	0	0	0	0	0.0
vs Wake Forest	1	0	0	0.0	0	0	0	0	0	0.0
TOTALS	2	0	0	0.0	0	0	0	0	0	0.0

GAME-BY-GAME RUSHING (NO.-YDS-TDS)

RUSHING	No-Yds/TD	MER	NAVY	GSU	USA	TUL	UCONN	UCF	MIZ	ECU	TULSA	SMU	HOU	UCF	WF
HENDERSON, D.	214-1909/22	9-76/1	13-212/3	14-233/2	22-188/2	7-51/1	14-174/3	31-199/1	4-15/0	21-132/2	23-166/2	16-75/0	24-178/2	16-210/3	DNP
TAYLOR, P.	208-1122/16	9-52/1	7-28/0	5-15/0	17-75/2	2-6/0	11-61/3	11-47/0	26-115/2	16-59/1	20-96/1	20-112/2	19-128/2	15-118/1	30-110/1
POLLARD, T.	78-552/6	1-5/0	1-6/0	4-22/0	3-30/1	1-0/0	3-20/0	5-29/1	8-75/0	9-89/2	6-13/0	3-26/0	11-83/1	6-45/0	17-109/1
GAINWELL, K.	4-91/1	2-11/0	-	2-80/1	-	DNP	DNP	DNP	DNP	DNP	DNP	DNP	DNP	DNP	DNP
AUSTIN III, C.	1-83/1	1-83/1	-	-	-	-	-	-	-	-	-	-	DNP	-	-
TAYLOR, T.	14-62/0	5-13/0	DNP	3-12/0	DNP	-	4-27/0	DNP	DNP	DNP	2-10/0	DNP	DNP	DNP	DNP
WEAVER, M.	8-48/0	4-14/0	DNP	1-32/0	DNP	DNP	2-5/0	DNP	DNP	-	1-3/0	DNP	DNP	DNP	DNP
WILLIAMS, J.	4-40/0	1-8/0	-	2-13/0	-	-	-	-	-	1-19/0	-	-	-	-	-
McBRIDE, B.	7-31/0	6-23/0	DNP	-	DNP	DNP	DNP	DNP	DNP	DNP	1-8/0	DNP	DNP	DNP	DNP
CRAFT, S.	1-28/1	DNP	DNP	DNP	DNP	DNP	-	-	-	-	-	-	1-28/1	-	-
FLEMING, C.	7-25/0	5-21/0	DNP	DNP	DNP	DNP	2-4/0	DNP	DNP	DNP	DNP	DNP	DNP	DNP	DNP
WILSON, J.	2--2/0	-	-	1-4/0	1-6/0	-	-	-	-	-	-	-	-	-	-
JONES, K.	1--3/0	-	-	-	-	-	-	1-3/0	-	-	-	-	-	-	-
SLADE, M.	1--4/0	-	-	-	-	DNP	1-4/0	-	-	-	-	-	-	-	-
TEAM	12--20/0	1-2/0	DNP	1-1/0	1-2/0	DNP	1-2/0	DNP	DNP	3-5/0	1-1/0	2-4/0	2-3/0	DNP	DNP
WHITE, B.	53--43/1	3-20/0	3-13/0	2-0/0	2-14/0	11-26/0	2-7/0	4-9/1	5-5/0	2-17/0	1-8/0	2-1/0	2-13/0	8-28/0	6-12/0

GAME-BY-GAME RECEIVING (NO.-YDS-TDS)

RUSHING	No-Yds/TD	MER	NAVY	GSU	USA	TUL	UCONN	UCF	MIZ	ECU	TULSA	SMU	HOU	UCF	WF
COXIE, D.	72-1174/7	4-79/1	5-38/0	6-123/2	8-113/1	5-67/0	2-46/0	4-86/0	8-111/1	10-176/2	6-110/0	2-90/0	3-23/0	3-42/0	6-70/0
POLLARD, T.	39-458/3	2-8/0	-	3-42/1	3-22/0	2-30/1	4-44/0	6-45/0	2-44/1	3-30/0	3-53/0	1-18/0	8-116/0	2-6/0	-
MAGNIFICO, J.	21-363/5	2-10/0	-	1-8/0	2-52/0	1-12/0	1-44/1	1-12/0	-	2-65/0	1-5/1	5-43/2	1-9/1	2-54/0	2-49/0
WILLIAMS, J.	33-304/2	6-39/0	4-42/0	-	5-65/1	3-56/0	1-7/0	2-23/0	3-18/0	1-17/0	3-8/1	1-7/0	1-5/0	-	3-17/0
HENDERSON	19-295/3	1-62/1	1-18/0	2-10/0	2-34/0	2-47/1	1-7/0	2-13/0	1-20/0	3-72/1	-	-	2-3/0	2-9/0	DNP
TAYLOR, P.	17-197/2	1-75/1	2-8/0	2-35/0	-	1-12/0	-	-	-	1-1/0	-	2-19/0	3-23/0	4-23/0	1-1/1
DYKES, S.	13-196/2	2-20/1	1-14/0	-	DNP	1-34/0	3-62/0	1-19/0	-	-	1-8/0	-	1-10/0	-	3-29/1
SLADE, M.	14-125/1	2-20/0	-	3-39/1	1-5/0	DNP	-	-	-	-	-	1-3/0	3-30/0	2-19/0	2-9/0
GIBSON, S.	6-99/2	3-68/0	-	1-11/1	-	-	2-20/1	-	-	-	-	-	-	-	-
JONES, K.	9-90/1	1-3/1	-	-	1-1/0	-	-	1-11/0	1-15/0	-	1-12/0	4-48/0	-	-	-
GAINWELL, K.	6-52/0	3-26/0	2-25/0	1-1/0	-	DNP	DNP	DNP	DNP	DNP	DNP	DNP	DNP	DNP	DNP
CRAFT, S.	3-39/0	DNP	DNP	DNP	DNP	DNP	2-14/0	-	-	-	-	-	-	-	1-25/0
AUSTIN III, C.	2-24/0	1-18/0	-	-	-	-	-	-	-	-	1-6/0	-	DNP	-	-
DORCEUS, J.	1-1/0	-	-	-	-	-	-	-	-	1-1/0	-	-	-	-	-
WHITE, B.	1-12/0	-	-	-	-	-	-	-	-	-	-	1--12/0	-	-	-

DEFENSE

No.	Defender	GP	UA	A	TOT	TFL/yds	SACKS/yds	Pass Defense			Fumbles		BLK	SAF	
								INT/yds	BRUP	QBH	FR/yds	FF			
7	AKINS, Curtis	14	62	38	100	3.0-20	1.0-11	.	1	4	1-0	1	.	.	
22	LINDSEY, Tyrez	14	40	31	71	2.0-4	.	.	2	.	1-0	.	.	.	
2	CARTER, T.J.	14	58	10	68	1.5-1	.	2-35	12	.	.	1	.	.	
4D	PERRY, Josh	14	45	20	65	1.0-2	.	.	7	.	1-0	.	.	.	
25	HALL, Austin	14	44	20	64	9.0-26	1.5-15	.	6	3	2-20	2	.	.	
35	HART, Tim	14	40	20	60	0.5-1	.	.	.	1	
23	RUSSELL, J.J.	14	39	19	58	8.5-29	3.0-21	.	.	3	1-0	3	.	.	
24	WINDHAM, Tito	12	37	14	51	4.0-10	.	2-19	5	
94	DORCEUS, Joseph	14	30	20	50	7.0-36	6.0-35	.	2	7	.	1	.	.	
55	HUFF, Bryce	14	35	14	49	19.0-80	9.5-53	.	2	7	.	1	.	.	
41	BLAKE, Sanchez	14	38	9	47	2.5-4	.	.	3	.	.	1	.	.	
38	WILSON, Jonathan	14	22	8	30	9.5-58	6.0-49	.	.	2	1-0	1	.	.	
34	DILLON, Jackson	12	20	6	26	5.5-16	2.0-12	.	2	2	
32	FRANCIS, Jacobi	14	18	6	24	3.0-6	.	1-1	3	.	1-0	1	.	.	
1D	GOODSON, O'Bryan	13	13	9	22	8.5-17	1.0-3	.	.	4	.	1	.	.	
16	AUGUSTUS, Nehemiah	14	15	4	19	2.5-6	.	.	.	4	
97	COOPER, Emmanuel	11	14	4	18	5.5-12	.	.	.	4	
90	TATE IV, John	14	10	7	17	6.0-29	4.0-24	.	2	.	1-0	1	2	.	
31	CLAYBROOKS, Chris	12	10	2	12	.	.	1-37	1	
95	BRIGHAM, Keith	13	7	1	8	
96	JOHNSON, Khalil	14	4	4	8	1.0-8	1.0-8	.	2	1	.	1	.	.	
57	FERRARI, Hayden	5	4	2	6	1.0-4	
40	PICKENS, Thomas	10	3	3	6	.	.	1-4	
93	HAWKINS, Desmond	7	6	.	6	
29	GONZALEZ, Carlito	3	4	1	5	.	.	1-36	.	.	.	1	.	.	
33	SMITH, Taumaurice	4	4	.	4	.	.	.	1	
42	CULLENS, Xavier	6	3	1	4	
12	THOMAS, La'Andre	4	4	.	4	1.0-1	.	.	1	
1	POLLARD, Tony	14	4	.	4	1	.	.	
26	MASHBURN, Cade	6	2	1	3	
36	PATTERSON, Riley	14	3	.	3	
3D	BROWN, Keith	3	2	1	3	
56	LOVE, Cortez	3	1	2	3	0.5-1	
52	HILL, Jacoby	2	2	1	3	1.0-7	1.0-7	
13	JONES, Kedarian	14	1	1	2	1	.	.	
47	COCHRAN, Colton	8	1	1	2	.	.	1-0	
19	GAINWELL, Kenny	4	2	.	2	
99	BROWN, Braylon	6	1	1	2	1.0-4	1.0-4	.	.	.	1-0	.	.	.	
84	AUSTIN III, Calvin	13	2	.	2	
48	WILLIAMS, Adam	14	1	.	1	
54	KYSER, Drew	14	1	.	1	
88	DANIEL, Tyce	8	1	.	1	
TM	TEAM	14	.	1	1	
4L	GARVEY, Tyler	12	1	.	1	
3S	NEAL, Treysen	14	1	.	1	
8	HENDERSON, Darrell	13	1	.	1	
86	MAGNIFICO, Joey	14	1	.	1	
5S	STUMP, Chandler	5	1	.	1	
9	WILLIAMS, John	14	1	.	1	
6	TAYLOR, Patrick	14	1-0	.	.	
81	SLADE, Mechane	13	1-0	.	.	
Memphis		14	659	282	941	104-382	37-242	9-130	52	42	12-20	17	3	.	.
Opponents		14	684	271	955	82.0-309	25-152	10-154	41	23	7-57	8	2	2	.

2019 MEMPHIS FOOTBALL

GAME-BY-GAME DEFENSE (UA-A)

NAME	UA-A	TOTAL	MER	NAVY	GSU	USA	TUL	UCONN	UCF	MIZ	ECU	TULSA	SMU	HOU	UCF	WF
AKINS, C.	62-38	100	2-1	6-4	2-1	6-5	5-4	4-4	5-2	6-1	5-5	1-0	1-2	3-2	8-6	8-1
LINDSEY, T.	40-31	71	0-1	6-3	3-3	2-0	6-7	1-3	2-2	5-1	5-6	1-1	2-0	1-0	1-3	5-1
CARTER, T.	58-10	68	2-0	4-2	3-0	7-0	4-0	2-1	3-1	6-0	3-3	1-1	3-1	2-0	10-1	8-0
PERRY, J.	45-20	65	1-1	6-2	3-0	3-2	2-3	0-2	5-0	-	4-3	2-1	5-2	5-1	2-3	7-0
HALL, A.	44-20	64	1-0	6-1	1-2	3-3	5-2	1-1	5-2	3-0	4-4	1-0	4-2	4-1	4-2	2-0
HART, T.	40-20	60	-	7-4	6-1	2-2	4-2	2-3	0-1	6-0	2-2	3-0	-	1-0	3-5	4-0
RUSSELL, J.	39-19	58	2-2	4-2	2-3	3-2	2-1	2-0	1-1	2-0	1-1	3-1	1-2	6-0	5-4	5-0
WINDHAM, T.	37-14	51	1-1	4-1	5-1	4-4	DNP	DNP	4-0	3-0	DNP	1-2	1-0	4-4	7-0	3-1
DORCEUS, J.	30-20	50	-	3-3	3-1	4-0	3-3	1-1	4-1	1-0	0-1	2-3	1-4	0-1	3-1	5-1
HUFF, B.	35-14	49	1-0	1-3	3-1	2-0	7-2	5-1	2-0	2-0	1-2	2-1	3-1	2-0	2-1	2-2
BLAKE, S.	38-9	47	1-2	-	0-1	0-1	-	4-3	1-0	9-0	2-0	5-0	0-1	3-0	8-1	5-0
WILSON, J.	22-8	30	-	2-2	2-2	-	3-3	1-0	3-0	-	1-0	3-0	2-0	4-0	1-1	-
DILLON, J.	20-6	26	2-1	2-1	2-0	1-0	DNP	DNP	2-0	2-0	0-1	4-0	1-1	1-0	2-2	1-0
FRANCIS, J.	18-6	24	1-0	1-0	0-1	1-0	3-3	2-1	1-0	2-0	4-0	0-1	2-0	-	-	1-0
GOODSON, O.	13-9	22	-	0-1	2-1	2-0	DNP	1-0	0-1	1-0	1-2	1-2	3-1	1-0	1-1	-
AUGUSTUS, N.	15-4	19	1-0	-	1-2	1-1	-	-	-	1-0	2-0	4-1	-	4-0	-	1-0
COOPER, E.	14-4	18	-	2-0	DNP	DNP	DNP	-	0-1	1-0	3-0	2-0	3-1	1-0	1-2	1-0
TATE IV, J.	10-7	17	1-0	-	1-1	1-0	0-3	0-1	2-0	1-0	-	1-0	0-1	2-1	-	1-0
CLAYBROOKS, C.	10-2	12	1-0	-	DNP	-	1-0	1-0	1-0	-	1-0	DNP	0-1	1-0	1-0	3-1
BRIGHAM, K.	7-1	8	1-0	-	3-1	-	-	1-0	-	-	DNP	-	-	-	-	2-0
JOHNSON, K.	4-4	8	-	-	-	-	1-0	1-0	1-0	1-0	-	0-1	0-1	-	0-2	-
FERRARI, H.	4-2	6	1-1	DNP	-	-	DNP	1-1	DNP	DNP	DNP	2-0	DNP	DNP	DNP	DNP
PICKENS, T.	3-3	6	1-1	-	0-1	-	1-0	1-0	-	-	0-1	-	DNP	DNP	DNP	DNP
HAWKINS, D.	6-0	6	2-0	DNP	DNP	1-0	-	-	DNP	-	DNP	-	DNP	DNP	DNP	3-0
GONZALEZ, C.	4-1	5	DNP	DNP	DNP	DNP	DNP	0-1	DNP	DNP	DNP	3-0	1-0	DNP	DNP	DNP
SMITH, T.	4-0	4	3-0	DNP	-	DNP	DNP	-	1-0	DNP	DNP	DNP	DNP	DNP	DNP	DNP
CULLENS, X.	3-1	4	2-0	DNP	-	DNP	-	-	DNP	-	DNP	1-1	DNP	DNP	DNP	DNP
THOMAS, L.	4-0	4	1-0	-	-	DNP	DNP	DNP	DNP	DNP	DNP	DNP	DNP	3-0	DNP	DNP
POLLARD, T.	4-0	4	-	-	-	-	-	-	-	-	1-0	1-0	-	-	1-0	1-0
MASHBURN, C.	2-1	3	-	DNP	-	DNP	DNP	1-1	DNP	-	DNP	1-0	DNP	DNP	-	DNP
PATTERSON, R.	3-0	3	-	-	-	-	-	-	1-0	-	-	1-0	-	1-0	-	-
BROWN, K.	2-1	3	1-0	-	1-1	DNP	DNP	DNP	DNP	DNP	DNP	DNP	DNP	DNP	DNP	DNP
LOVE, C.	1-2	3	0-2	DNP	-	DNP	DNP	1-0	DNP	DNP	DNP	DNP	DNP	DNP	DNP	DNP
HILL, J.	2-1	3	1-0	1-1	DNP	DNP	DNP	DNP	DNP	DNP	DNP	DNP	DNP	DNP	DNP	DNP
JONES, K.	1-1	2	-	-	-	-	-	-	-	-	-	-	1-1	-	-	-
COCHRAN, C.	1-1	2	0-1	-	1-0	DNP	DNP	-	DNP	-	-	-	-	-	DNP	DNP
GAINWELL, K.	2-0	2	1-0	-	-	1-0	DNP	DNP	DNP	DNP	DNP	DNP	DNP	DNP	DNP	DNP
BROWN, B.	1-1	2	1-0	DNP	-	-	0-1	-	DNP	-	DNP	DNP	DNP	DNP	DNP	DNP
AUSTIN III, C.	2-0	2	-	-	-	1-0	1-0	-	-	-	-	-	-	DNP	-	-
WILLIAMS, A.	1-0	1	-	-	-	-	-	-	-	-	-	1-0	-	-	-	-
KYSER, D.	1-0	1	-	-	-	-	-	-	-	-	-	-	-	-	-	1-0
DANIEL, T.	1-0	1	1-0	DNP	-	-	DNP	-	DNP	-	-	-	DNP	-	DNP	DNP
TEAM	0-1	1	-	-	-	-	-	-	-	-	0-1	-	-	-	-	-
GARVEY, T.	1-0	1	-	DNP	-	DNP	-	-	-	-	-	-	-	-	1-0	-
NEAL, T.	1-0	1	-	1-0	-	-	-	-	-	-	-	-	-	-	-	-
HENDERSON, D.	1-0	1	-	-	-	-	-	-	-	-	-	-	1-0	-	-	DNP
MAGNIFICO, J.	1-0	1	-	-	-	-	-	-	-	-	-	-	-	1-0	-	-
STUMP, C.	1-0	1	DNP	DNP	DNP	DNP	-	-	-	-	DNP	1-0	DNP	DNP	DNP	DNP
WILLIAMS, J.	1-0	1	-	-	-	-	-	-	-	-	-	-	1-0	-	-	-

GAME-BY-GAME TACKLES FOR LOSS

NAME	UA-A	TOTAL	MER	NAVY	GSU	USA	TUL	UCONN	UCF	MIZ	ECU	TULSA	SMU	HOU	UCF	WF
HUFF, B.	17-4	19.0	1.0-4	0.5-1	2.0-10	-	5.0-17	2.5-10	-	-	0.5-2	1.0-5	3.5-19	2.0-11	1.0-1	-
WILSON, J.	9-1	9.5	-	-	0.5-1	-	-	-	1.0-1	-	1.0-7	2.0-17	2.0-16	2.0-15	1.0-1	-
HALL, A.	7-4	9.0	-	3.0-4	1.0-1	0.5-2	-	0.5-0	1.0-3	-	-	-	1.5-8	-	0.5-0	1.0-8
GOODSON, O.	8-1	8.5	-	-	1.0-1	1.0-3	DNP	1.0-2	-	-	1.0-1	1.5-3	1.0-2	1.0-2	1.0-3	-
RUSSELL, J.J.	7-3	8.5	1.5-5	-	1.0-1	-	-	2.0-2	-	-	0.5-2	1.0-6	-	1.0-11	1.5-2	-
DORCEUS, J.	5-4	7.0	-	1.0-3	-	1.0-6	1.0-6	-	2.0-13	-	-	-	1.5-7	0.5-1	-	-
TATE IV, J.	5-2	6.0	-	-	1.0-1	1.0-4	-	-	2.0-16	-	-	-	0.5-3	1.5-5	-	-
DILLON, J.	4-3	5.5	0.5-0	1.0-2	-	-	DNP	DNP	-	-	-	2.0-8	0.5-1	-	0.5-0	1.0-5
COOPER, E.	5-1	5.5	-	-	DNP	DNP	DNP	-	-	1.0-2	2.0-5	1.0-1	0.5-2	-	1.0-2	-
WINDHAM, T.	4-0	4.0	-	-	-	1.0-4	DNP	2.0-3	-	DNP	-	1.0-3	-	-	-	-

GAME-BY-GAME TACKLES FOR LOSS

NAME	UA-A	TOTAL	MER	NAVY	GSU	USA	TUL	UCONN	UCF	MIZ	ECU	TULSA	SMU	HOU	UCF	WF
FRANCIS, J.	3-0	3.0	-	-	-	-	-	-	1.0-1	1.0-2	-	-	1.0-3	-	-	-
AKINS, C.	2-2	3.0	-	-	-	0.5-1	-	-	-	-	1.0-11	-	-	-	1.5-8	-
BLAKE, S.	2-1	2.5	0.5-1	-	-	-	-	-	-	-	-	-	-	-	-	2.0-3
AUGUSTUS, N.	2-1	2.5	-	-	1.5-2	-	-	-	-	-	-	1.0-4	-	-	-	-
LINDSEY, T.	1-2	2.0	-	1.0-0	-	1.0-4	-	-	-	-	-	-	-	-	-	-
CARTER, T.	1-1	1.5	-	1.0-1	-	-	-	-	-	-	-	0.5-0	-	-	-	-
THOMAS, L.	1-0	1.0	-	-	-	DNP	DNP	DNP	DNP	DNP	DNP	DNP	DNP	1.0-1	DNP	DNP
PERRY, J.	1-0	1.0	-	-	-	-	-	-	-	-	-	-	-	1.0-2	-	-
FERRARI, H.	1-0	1.0	1.0-4	DNP	-	-	DNP	-	DNP	DNP	DNP	-	DNP	DNP	DNP	DNP
JOHNSON, K.	1-0	1.0	-	-	-	-	-	1.0-8	-	-	-	-	-	-	-	-
BROWN, B.	1-0	1.0	1.0-4	DNP	-	-	-	-	DNP	-	DNP	DNP	DNP	DNP	DNP	DNP
HILL, J.	1-0	1.0	1.0-7	-	DNP	DNP	DNP	DNP	DNP	DNP	DNP	DNP	DNP	DNP	DNP	DNP
HART, T.	0-1	0.5	-	0.5-1	-	-	-	-	-	-	-	-	-	-	-	-
LOVE, C.	0-1	0.5	0.5-1	DNP	-	DNP	DNP	-	DNP	DNP	DNP	DNP	DNP	DNP	DNP	DNP

GAME-BY-GAME QUARTERBACK SACKS

NAME	UA-A	TOTAL	MER	NAVY	GSU	USA	TUL	UCONN	UCF	MIZ	ECU	TULSA	SMU	HOU	UCF	WF
HUFF, B.	9-1	9.5	1.0-4	-	2.0-10	-	2.0-12	-	-	-	-	1.0-5	2.5-17	1.0-5	-	-
DORCEUS, J.	5-2	6.0	-	1.0-3	-	1.0-6	1.0-6	-	2.0-13	-	-	-	1.0-7	-	-	-
WILSON, J.	6-0	6.0	-	-	-	-	-	-	-	-	1.0-7	2.0-17	1.0-10	2.0-15	-	-
TATE IV, J.	4-0	4.0	-	-	-	1.0-4	-	-	2.0-16	-	-	-	-	1.0-4	-	-
RUSSELL, J.	3-0	3.0	1.0-4	-	-	-	-	-	-	-	-	1.0-6	-	1.0-11	-	-
DILLON, J.	2-0	2.0	-	-	-	-	DNP	DNP	-	-	-	1.0-7	-	-	-	1.0-5
HALL, A.	1-1	1.5	-	-	-	-	-	-	-	-	-	-	0.5-7	-	-	1.0-8
BROWN, B.	1-0	1.0	1.0-4	DNP	-	-	-	-	DNP	-	DNP	DNP	DNP	DNP	DNP	DNP
AKINS, C.	1-0	1.0	-	-	-	-	-	-	-	-	1.0-11	-	-	-	-	-
GOODSON, O.	1-0	1.0	-	-	-	-	DNP	-	-	-	-	-	-	-	1.0-3	-
JOHNSON, K.	1-0	1.0	-	-	-	-	-	1.0-8	-	-	-	-	-	-	-	-
HILL, J.	1-0	1.0	1.0-7	-	DNP	DNP	DNP	DNP	DNP	DNP	DNP	DNP	DNP	DNP	DNP	DNP



Austin Hall, Tito Windham and Curtis Akins celebrate a tackle in the 55-14 victory over UConn on October 6, 2018. Hall led Memphis with two fumble recoveries, Windham was the team-leader with two interceptions and Akins finished with a team-leading 100 tackles in 2018.

IN THE RED ZONE

MEMPHIS TOTAL SCORES - 56

Touchdowns 46, Field Goals 10

NON SCORES - 7

FGA - 3, Down - 0, Int - 3,
Fumble - 0, Halftime - 1

OPPONENT TOTAL SCORES - 45

Touchdowns 40, Field Goals 5

OPPONENT NON SCORES - 9

FGA - 2, Down - 4, Int - 1,
Fumble - 2, Halftime - 0



Emmanuel Cooper competed in 35 games during his four-year career at Memphis. He finished his career with 13.5 tackles for loss along with seven quarterback hurries.

GAME-BY-GAME FIELD GOALS

OPPONENT	RILEY PATTERSON	
	MADE	MISSED
MERCER	21	-
at Navy	-	-
GEORGIA STATE	28	-
SOUTH ALABAMA	42	44
at Tulane	43	-
UCONN	-	51
UCF	43, 45, 21	-
at Missouri	26, 52	-
at ECU	22	-
TULSA	30, 21	-
at SMU	-	21
HOUSTON	35	-
at UCF	36, 19	36
vs Wake Forest	-	43

GAME-BY-GAME PUNTING (NO.-AVG.-IN 20)

OPPONENT	A. WILLIAMS	TEAM
MERCER	2-36.0-1	-
at Navy	5-43.0-2	-
GEORGIA STATE	2-39.5-1	-
SOUTH ALABAMA	2-52.0-2	1-0-0-0
at Tulane	5-38.6-1	-
UCONN	1-36.0-1	-
UCF	5-43.2-2	-
at Missouri	5-46.4-1	-
at ECU	5-35.8-2	-
TULSA	4-36.5-1	-
at SMU	4-50.8-1	-
HOUSTON	5-47.2-1	-
at UCF	5-46.4-3	-
vs Wake Forest	8-45.0-3	-



Tony Pollard tied the NCAA record with his seventh career kickoff return for a touchdown in the 2018 Birmingham Bowl. Drafted by the Dallas Cowboys in the fourth round of the 2018 draft, Pollard finished his Memphis career with over 2,600 kickoff return yards.

2018 MEMPHIS SEASON SUPERLATIVES

MEMPHIS GAME HIGHS

Rushes	59	vs Houston (Nov. 23, 2018)
Yards Rushing	410	vs GSU (Sept. 14, 2018)
Yards Per Rush	11.7	vs GSU (Sept. 14, 2018)
TD Rushes	6	vs UCONN (Oct. 6, 2018) vs Houston (Nov. 23, 2018)
Pass attempts	39	vs MERCER (Sept. 1, 2018)
Pass completions	28	vs MERCER (Sept. 1, 2018)
Yards Passing	428	vs MERCER (Sept. 1, 2018)
Yards Per Pass	13.5	vs UCONN (Oct. 6, 2018) vs MERCER (Sept. 1, 2018)
TD Passes	5	vs GSU (Sept. 14, 2018) vs Houston (Nov. 23, 2018)
Total Plays	92	vs MERCER (Sept. 1, 2018)
Total Offense	752	vs MERCER (Sept. 1, 2018)
Yards Per Play	11.0	vs GSU (Sept. 14, 2018)
Points	66	vs MERCER (Sept. 1, 2018) vs Tulsa (Nov. 10, 2018)
Sacks By	5	at SMU (Nov. 15, 2018) vs Houston (Nov. 23, 2018)
First Downs	32	vs MERCER (Sept. 1, 2018)
Penalties	12	at SMU (Nov. 15, 2018)
Penalty Yards	143	at SMU (Nov. 15, 2018)
TurNov.ers	4	at Navy (Sept. 8, 2018)
Interceptions By	3	vs UCONN (Oct. 6, 2018)
Punts	8	vs WAKE FOREST (Dec. 22, 2018)
Punting Avg	50.8	at SMU (Nov. 15, 2018)
Long Punt	73	at SMU (Nov. 15, 2018)
Punts inside 20	3	at UCF (Dec. 1, 2018) vs WAKE FOREST (Dec. 22, 2018)
Long Punt Return	72	vs Tulsa (Nov. 10, 2018)

MEMPHIS INDIVIDUAL GAME HIGHS

Rushes	31	HENDERSON, D. vs UCF (Oct. 13, 2018)
Yards Rushing	233	HENDERSON, D. vs GSU (Sept. 14, 2018)
TD Rushes	3	HENDERSON, D. at Navy (Sept. 8, 2018) TAYLOR, P. vs UCONN (Oct. 6, 2018) HENDERSON, D. vs UCONN (Oct. 6, 2018) HENDERSON, D. at UCF (Dec. 1, 2018)
Long Rush	83	AUSTIN III, C. vs MERCER (Sept. 1, 2018)
Pass attempts	37	WHITE, B. at Missouri (Oct. 20, 2018)
Pass completions	22	WHITE, B. vs MERCER (Sept. 1, 2018) WHITE, B. vs USA (Sept. 22, 2018)
Yards Passing	362	WHITE, B. at ECU (Nov. 3, 2018)
TD Passes	5	WHITE, B. vs MERCER (Sept. 1, 2018) WHITE, B. vs GSU (Sept. 14, 2018)
Long Pass	75	WHITE, B. vs MERCER (Sept. 1, 2018) WHITE, B. at ECU (Nov. 3, 2018)
Receptions	10	COXIE, D. at ECU (Nov. 3, 2018)
Yards Receiving	176	COXIE, D. at ECU (Nov. 3, 2018)
TD Receptions	2	COXIE, D. vs GSU (Sept. 14, 2018) COXIE, D. at ECU (Nov. 3, 2018)
Long Reception	75	MAGNIFICO, J. at SMU (Nov. 15, 2018) TAYLOR, P. vs MERCER (Sept. 1, 2018) COXIE, D. at ECU (Nov. 3, 2018)
Field Goals	3	PATTERSON, R. vs UCF (Oct. 13, 2018)
Long Field Goal	52	PATTERSON, R. at Missouri (Oct. 20, 2018)
Punts	8	WILLIAMS, A. vs WAKE FOREST (Dec. 22, 2018)
Punting Avg	52.0	WILLIAMS, A. vs USA (Sept. 22, 2018)
Long Punt	73	WILLIAMS, A. at SMU (Nov. 15, 2018)
Punts inside 20	3	WILLIAMS, A. at UCF (Dec. 1, 2018) WILLIAMS, A. vs WAKE FOREST (Dec. 22, 2018)
Long Punt Return	72	WILLIAMS, J. vs Tulsa (Nov. 10, 2018)
Long Kickoff Return	97	POLLARD, T. vs WAKE FOREST (Dec. 22, 2018)
Tackles	14	AKINS, C. at UCF (Dec. 1, 2018)
Sacks	2.5	HUFF, B. at SMU (Nov. 15, 2018)
Tackles For Loss	5.0	HUFF, B. at Tulane (Sept. 28, 2018)
Interceptions	1	PICKENS, T. vs MERCER (Sept. 1, 2018) CARTER, T. vs MERCER (Sept. 1, 2018) WINDHAM, T. vs GSU (Sept. 14, 2018) GONZALEZ, C. vs UCONN (Oct. 6, 2018) FRANCIS, J. vs UCONN (Oct. 6, 2018) COCHRAN, C. vs UCONN (Oct. 6, 2018) WINDHAM, T. at SMU (Nov. 15, 2018) CARTER, T. vs Houston (Nov. 23, 2018) CLAYBROOKS, C. vs WAKE FOREST (Dec. 22, 2018)

OPPONENT TEAM GAME HIGHS

Rushes	73	at Navy (Sept. 8, 2018)
Yards Rushing	350	at UCF (Dec. 1, 2018)
Yards Per Rush	6.8	at Missouri (Oct. 20, 2018)
TD Rushes	6	at UCF (Dec. 1, 2018)
Pass attempts	62	at ECU (Nov. 3, 2018)
Pass completions	34	at ECU (Nov. 3, 2018)
Yards Passing	449	at ECU (Nov. 3, 2018)
Yards Per Pass	12.4	at UCF (Dec. 1, 2018)
TD Passes	4	at Missouri (Oct. 20, 2018)
Total Plays	91	at ECU (Nov. 3, 2018)
Total Offense	698	at UCF (Dec. 1, 2018)
Yards Per Play	9.0	at Missouri (Oct. 20, 2018)
Points	65	at Missouri (Oct. 20, 2018)
Sacks By	7	at Tulane (Sept. 28, 2018)
First Downs	34	at UCF (Dec. 1, 2018)
Penalties	12	vs UCF (Oct. 13, 2018) at Missouri (Oct. 20, 2018)
Penalty Yards	122	at Missouri (Oct. 20, 2018)
TurNov.ers	4	vs UCONN (Oct. 6, 2018)
Interceptions By	2	at Missouri (Oct. 20, 2018) at SMU (Nov. 15, 2018) vs Houston (Nov. 23, 2018) vs MERCER (Sept. 1, 2018)
Punts	9	vs GSU (Sept. 14, 2018)
Punting Avg	50.3	vs GSU (Sept. 14, 2018)
Long Punt	60	vs Tulsa (Nov. 10, 2018)
Punts inside 20	4	vs WAKE FOREST (Dec. 22, 2018)
Long Punt Return	42	at UCF (Dec. 1, 2018)

OPPONENT INDIVIDUAL GAME HIGHS

Rushes	36	PERRY, M., at Navy (Sept. 8, 2018)
Yards Rushing	206	MCCRAE, G., at UCF (Dec. 1, 2018)
TD Rushes	4	MACK, D., at UCF (Dec. 1, 2018)
Long Rush	71	MCGOWAN, T., vs UCF (Oct. 13, 2018)
Pass attempts	62	AHLERS, H., at ECU (Nov. 3, 2018)
Pass completions	34	AHLERS, H., at ECU (Nov. 3, 2018)
Yards Passing	449	AHLERS, H., at ECU (Nov. 3, 2018)
TD Passes	4	LOCK, D., at Missouri (Oct. 20, 2018)
Long Pass	75	MILTON, M., vs UCF (Oct. 13, 2018)
Receptions	12	PROCHE, J., at SMU (Nov. 15, 2018)
Yards Receiving	193	BROWN, T., at ECU (Nov. 3, 2018)
TD Receptions	3	OKWUEGBUNAM, A., at Missouri (Oct. 20, 2018)
Long Reception	75	DAVIS, G., vs UCF (Oct. 13, 2018)
Field Goals	3	SCIBA, N., vs WAKE FOREST (Dec. 22, 2018)
Long Field Goal	52	VERITY, J., at ECU (Nov. 3, 2018)
Punts	9	MATT, S., vs MERCER (Sept. 1, 2018)
Punting Avg	50.3	WRIGHT, B., vs GSU (Sept. 14, 2018)
Long Punt	60	BENNETT, T., vs Tulsa (Nov. 10, 2018)
Punts inside 20	4	MAGGIO, D., vs WAKE FOREST (Dec. 22, 2018)
Long Punt Return	42	ANDERSON, O., at UCF (Dec. 1, 2018)
Long Kickoff Return	56	MINTER, T., vs USA (Sept. 22, 2018)
Tackles	13	FORTT, O., vs UCONN (Oct. 6, 2018)
Sacks	2.0	JOHNSON, P., at Tulane (Sept. 28, 2018) MONJARRES, J., at Tulane (Sept. 28, 2018) SAMPLE, C., at Tulane (Sept. 28, 2018)
Tackles For Loss	3.0	HILL, T., at UCF (Dec. 1, 2018)
Interceptions	2	SPREWELL, G., vs Houston (Nov. 23, 2018)

2018 MEMPHIS TEAM STATS

Date	Opponent	RUSHING			RECEIVING			PASSING			KICK RETURNS			PUNT RETURNS			TOT OFF							
		NO	YDS	TD	LG	NO	YDS	TD	LG	CMP	ATT	INT	YDS	TD	LG	NO		YDS	TD	LG				
Sept. 1	MERCER	47	324	3	83	28	428	5	75	28	39	0	428	5	75	3	43	0	28	2	-6	0	752	
Sept. 8	at Navy	24	233	3	78	15	145	0	23	15	25	1	145	0	23	4	47	0	18	3	22	0	378	
Sept. 14	GSU	35	410	3	72	19	269	5	48	19	27	1	269	5	48	4	49	0	14	5	76	0	679	
Sept. 22	USA	46	271	5	54	22	292	2	39	22	30	0	292	2	39	5	35	0	17	1	18	0	563	
Sept. 28	at Tulane	21	31	1	47	14	246	2	43	14	30	0	246	2	43	4	60	0	20	0	0	0	277	
Oct. 6	UCONN	40	378	6	61	17	256	2	44	17	19	0	256	2	44	2	66	0	34	3	28	0	634	
Oct. 13	UCF	52	281	3	43	17	209	0	39	17	29	0	209	0	39	4	52	0	30	2	26	0	490	
Oct. 20	at Missouri	43	200	2	21	15	208	2	30	15	38	2	208	2	30	4	46	0	15	0	0	0	408	
Nov. 3	at ECU	52	277	5	41	21	362	3	75	21	30	0	362	3	75	2	40	0	20	3	11	0	639	
Nov. 10	TULSA	55	297	3	26	16	202	2	33	16	23	0	202	2	33	3	72	0	31	4	109	1	499	
Nov. 15	at SMU	43	208	2	35	18	226	2	62	18	31	2	226	2	62	2	17	0	11	1	-1	0	434	
Nov. 23	HOUSTON	59	401	6	60	21	209	1	44	21	33	2	209	1	44	3	65	0	37	5	28	0	610	
Dec. 1	at UCF	45	401	4	82	18	182	1	41	18	30	1	182	1	41	7	152	0	31	0	0	0	583	
Dec. 22	vs WAKE FOREST	53	207	2	41	15	171	1	44	15	29	1	171	1	44	7	215	1	97	2	6	0	378	
Memphis		615	3919	48	83	256	3405	28	75	256	413	10	3405	28	75	54	959	1	97	31	317	1	72	7324
Opponent		588	2405	32	71	276	3589	24	75	276	481	9	3589	24	75	34	608	0	56	15	141	0	42	5994

Average Per Rush: 6.4

Average Per Catch: 13.3

Pass Efficiency: 148.77

Kickoff Return Average: 17.8

Punt Return Average: 10.2

All-Purpose Average/Game: 623.6

Total Offense Average/Game: 523.1

2018 TEAM STATS

2018 OPPONENT TEAM STATS

Date	Opponent	RUSHING			RECEIVING			PASSING			KICK RETURNS			PUNT RETURNS			TOT OFF							
		NO	YDS	TD	LG	NO	YDS	TD	LG	CMP	ATT	INT	YDS	TD	LG	NO		YDS	TD	LG				
Sept. 1	MERCER	24	60	0	30	14	114	2	38	14	27	2	114	2	38	4	64	0	19	0	0	0	0	174
Sept. 8	at Navy	73	264	3	22	4	52	0	17	4	6	0	52	0	17	2	7	0	7	1	8	0	8	316
Sept. 14	GSU	43	173	2	24	19	139	0	15	19	34	1	139	0	15	1	26	0	26	0	0	0	0	312
Sept. 22	USA	36	107	2	15	24	360	3	63	24	32	0	360	3	63	3	78	0	56	1	13	0	0	467
Sept. 28	at Tulane	56	318	4	53	13	178	1	51	13	22	0	178	1	51	3	58	0	35	2	7	0	5	496
Oct. 6	UCONN	30	112	1	29	24	215	1	23	24	43	3	215	1	23	2	17	0	16	0	0	0	0	327
Oct. 13	UCF	37	165	3	71	17	296	1	75	17	29	0	296	1	75	3	73	0	44	1	1	0	1	461
Oct. 20	at Missouri	40	273	4	59	24	373	4	58	24	32	0	373	4	58	0	0	0	0	3	12	0	1	646
Nov. 3	at ECU	29	107	2	15	34	449	3	44	34	62	0	449	3	44	3	46	0	29	1	-2	0	0	556
Nov. 10	TULSA	41	112	2	38	14	140	1	28	14	26	0	140	1	28	4	74	0	22	1	38	0	38	252
Nov. 15	at SMU	26	25	0	16	30	341	2	57	30	57	1	341	2	57	3	37	0	28	0	0	0	0	366
Nov. 23	HOUSTON	41	138	0	21	18	256	3	45	18	43	1	256	3	45	3	65	0	41	2	17	0	9	394
Dec. 1	at UCF	62	350	6	50	19	348	2	54	19	28	0	348	2	54	3	63	0	29	2	42	0	42	698
Dec. 22	vs WAKE FOREST	50	201	3	21	22	328	1	49	22	40	1	328	1	49	0	0	0	0	1	5	0	5	529
Opponent		588	2405	32	71	276	3589	24	75	276	481	9	3589	24	75	34	608	0	56	15	141	0	42	5994
Memphis		615	3919	48	83	256	3405	28	75	256	413	10	3405	28	75	54	959	1	97	31	317	1	72	7324

Average Per Rush: 4.1
 Average Per Catch: 13.0
 Pass Efficiency: 132.78
 Kickoff Return Average: 17.9
 Punt Return Average: 9.4
 All-Purpose Average/Game: 492.6
 Total Offense Average/Game: 428.1

MEMPHIS THIRD DOWN CONVERSIONS

Date	Opponent	Score	Overall	1st Qtr	2nd Qtr	3rd Qtr	4th Qtr	Overtime	1-2	50.0%
Sept. 1	MERCER	W 66-14	10-15	66.7%	3-4	75.0%	4-5	80.0%	2-4	50.0%
Sept. 8	at Navy	L 21-22	4-10	40.0%	2-3	66.7%	2-3	66.7%	0-2	0.0%
Sept. 14	GSU	W 59-22	6-10	60.0%	2-3	66.7%	1-3	33.3%	2-3	66.7%
Sept. 22	USA	W 52-35	4-10	40.0%	1-2	50.0%	1-3	33.3%	1-3	33.3%
Sept. 28	at Tulane	L 24-40	4-12	33.3%	0-1	0.0%	1-3	33.3%	2-4	50.0%
Oct. 6	UCONN	W 55-14	5-8	62.5%	3-3	100.0%	0-0	0.0%	1-2	50.0%
Oct. 13	UCF	L 30-31	7-16	43.8%	4-6	66.7%	2-4	50.0%	0-3	0.0%
Oct. 20	at Missouri	L 33-65	6-16	37.5%	2-7	28.6%	2-5	40.0%	1-3	33.3%
Nov. 3	at ECU	W 59-41	5-14	35.7%	1-3	33.3%	1-5	20.0%	2-3	66.7%
Nov. 10	Tulsa	W 47-21	8-14	57.1%	3-4	75.0%	4-6	66.7%	0-2	0.0%
Nov. 15	at SMU	W 28-18	10-17	58.8%	0-2	0.0%	5-8	62.5%	2-3	66.7%
Nov. 23	Houston	W 52-31	9-18	50.0%	2-6	33.3%	3-6	50.0%	2-4	50.0%
Dec. 1	at UCF	L 41-56	6-15	40.0%	3-4	75.0%	0-3	0.0%	1-3	33.3%
Dec. 22	vs WAKE FOREST	L 34-37	6-16	37.5%	3-4	75.0%	1-4	25.0%	1-4	25.0%
Memphis			90-191	47.1%	29-52	55.8%	27-58	46.6%	17-43	39.5%
Opponents			88-222	39.6%	22-53	41.5%	23-61	37.7%	27-55	49.1%
									17-38	44.7%
									16-53	30.2%
									0-0	0.0%
									0-0	0.0%

MEMPHIS FOURTH DOWN CONVERSIONS

Date	Opponent	Score	Overall	1st Qtr	2nd Qtr	3rd Qtr	4th Qtr	Overtime	0-0	0.0%
Sept. 1	MERCER	W 66-14	2-2	100.0%	1-1	100.0%	1-1	100.0%	0-0	0.0%
Sept. 8	at Navy	L 21-22	0-1	0.0%	0-0	0.0%	0-0	0.0%	0-1	0.0%
Sept. 14	GSU	W 59-22	1-1	100.0%	1-1	100.0%	0-0	0.0%	0-0	0.0%
Sept. 22	USA	W 52-35	0-1	0.0%	0-0	0.0%	0-0	0.0%	0-1	0.0%
Sept. 28	at Tulane	L 24-40	0-1	0.0%	0-0	0.0%	0-0	0.0%	0-1	0.0%
Oct. 6	UCONN	W 55-14	1-2	50.0%	0-0	0.0%	0-0	0.0%	1-1	100.0%
Oct. 13	UCF	L 30-31	1-1	100.0%	1-1	100.0%	0-0	0.0%	0-0	0.0%
Oct. 20	at Missouri	L 33-65	1-1	100.0%	1-1	100.0%	0-0	0.0%	0-0	0.0%
Nov. 3	at ECU	W 59-41	2-2	100.0%	0-0	0.0%	0-0	0.0%	0-0	0.0%
Nov. 10	Tulsa	W 47-21	0-0	0.0%	0-0	0.0%	0-0	0.0%	0-0	0.0%
Nov. 15	at SMU	W 28-18	0-0	0.0%	0-0	0.0%	0-0	0.0%	0-0	0.0%
Nov. 23	Houston	W 52-31	2-2	100.0%	0-0	0.0%	1-1	100.0%	0-0	0.0%
Dec. 1	at UCF	L 41-56	0-1	0.0%	0-0	0.0%	0-0	0.0%	0-1	0.0%
Dec. 22	vs WAKE FOREST	L 34-37	1-2	50.0%	0-0	0.0%	0-1	0.0%	0-0	0.0%
Memphis			11-17	64.7%	4-4	100.0%	2-3	66.7%	1-2	50.0%
Opponents			19-34	55.9%	5-7	71.4%	2-6	33.3%	2-4	50.0%
									4-8	50.0%
									10-17	58.8%
									0-0	0.0%
									0-0	0.0%

2018 TEAM STATS

MEMPHIS TIME OF POSSESSION

Date	Opponent	Score	Overall	1st Qtr	2nd Qtr	3rd Qtr	4th Qtr	Overtime
Sept. 1	MERCER	W 66-14	33:04	8:39	8:46	9:21	6:18	
Sept. 8	at Navy	L 21-22	17:13	4:36	6:10	3:00	3:27	
Sept. 14	GSU	W 59-22	23:52	6:06	7:03	6:19	4:24	
Sept. 22	USA	W 52-35	31:31	7:28	6:07	8:09	9:47	
Sept. 28	at Tulane	L 24-40	20:21	3:09	5:42	4:32	6:58	
Oct. 6	UCONN	W 55-14	25:39	6:33	4:10	7:42	7:14	
Oct. 13	UCF	L 30-31	35:19	9:37	9:43	10:10	5:49	
Oct. 20	at Missouri	L 33-65	35:08	11:09	7:24	5:08	11:27	
Nov. 3	at ECU	W 59-41	29:50	7:57	6:04	6:51	8:58	
Nov. 10	Tulsa	W 47-21	31:06	9:19	8:47	7:54	5:06	
Nov. 15	at SMU	W 28-18	28:11	2:49	8:04	9:13	8:05	
Nov. 23	Houston	W 52-31	35:52	7:39	10:15	9:42	8:16	
Dec. 1	at UCF	L 41-56	31:12	8:40	7:19	6:44	8:29	
Dec. 22	vs WAKE FOREST	L 34-37	30:38	9:36	5:12	8:05	7:45	
	Memphis	Total	408:56	103:17	100:46	102:50	102:03	0:00
		Avg.	29:12	7:22	7:11	7:20	7:17	0:00
	Opponents	Total	431:01	106:43	109:14	107:10	107:54	0:00
		Avg.	30:47	7:37	7:48	7:39	7:42	0:00

MEMPHIS INSIDE OPPONENT RED ZONE

Date	Opponent	Score	Times in RZ	Times Scored	Tot Pts	TDs	Rush TDs	Pass TDs	FGs Made	FGA	Down	Int	Fumb	Half	Game
Sept. 1	MERCER	W 66-14	4	4	24	3	1	2	1	0	0	0	0	0	0
Sept. 8	at Navy	L 21-22	1	1	7	1	1	0	0	0	0	0	0	0	0
Sept. 14	GSU	W 59-22	6	6	38	5	0	5	1	0	0	0	0	0	0
Sept. 22	USA	W 52-35	6	5	35	5	4	1	0	1	0	0	0	0	0
Sept. 28	at Tulane	L 24-40	1	1	7	1	0	1	0	0	0	0	0	0	0
Oct. 6	UCONN	W 55-14	3	3	20	3	2	1	0	0	0	0	0	0	0
Oct. 13	UCF	L 30-31	3	3	17	2	2	0	1	0	0	0	0	0	0
Oct. 20	at Missouri	L 33-65	4	4	23	3	2	1	1	0	0	0	0	0	0
Nov. 3	at ECU	W 59-41	6	6	38	5	4	1	1	0	0	0	0	0	0
Nov. 10	Tulsa	W 47-21	7	7	40	5	3	2	2	0	0	0	0	0	0
Nov. 15	at SMU	W 28-18	7	4	28	4	2	2	0	1	0	1	0	1	0
Nov. 23	Houston	W 52-31	7	6	38	5	4	1	1	0	0	1	0	0	0
Dec. 1	at UCF	L 41-56	5	4	20	2	1	1	2	0	0	1	0	0	0
Dec. 22	vs WAKE FOREST	L 34-37	3	2	13	2	1	1	0	1	0	0	0	0	0
Totals			63	56	348	46	27	19	10	3	0	3	0	1	0
			56 of 63 (88.9%)												

MEMPHIS INSIDE OPPONENT RED ZONE

Date	Opponent	Score	Times in RZ	Times Scored	Tot Pts	TDs	Rush TDs	Pass TDs	FGs Made	FGA	Down	Int	Fumb	Half	Game
Sept. 1	MERCER	W 66-14	2	2	14	2	0	2	0	0	0	0	0	0	0
Sept. 8	at Navy	L 21-22	4	4	22	3	3	0	1	0	0	0	0	0	0
Sept. 14	GSU	W 59-22	3	2	13	2	2	0	0	1	0	0	0	0	0
Sept. 22	USA	W 52-35	7	5	35	5	2	3	0	0	1	0	1	0	0
Sept. 28	at Tulane	L 24-40	2	2	10	1	1	0	1	0	0	0	0	0	0
Oct. 6	UCONN	W 55-14	2	2	14	2	1	1	0	0	0	0	0	0	0
Oct. 13	UCF	L 30-31	2	2	14	2	2	0	0	0	0	0	0	0	0
Oct. 20	at Missouri	L 33-65	5	4	24	3	3	0	1	1	0	0	0	0	0
Nov. 3	at ECU	W 59-41	5	4	28	4	2	2	0	0	1	0	0	0	0
Nov. 10	Tulsa	W 47-21	3	3	21	3	2	1	0	0	0	0	0	0	0
Nov. 15	at SMU	W 28-18	4	2	9	1	0	1	1	0	1	0	1	0	0
Nov. 23	Houston	W 52-31	2	1	7	1	0	1	0	0	0	1	0	0	0
Dec. 1	at UCF	L 41-56	8	7	49	7	6	1	0	0	1	0	0	0	0
Dec. 22	vs WAKE FOREST	L 34-37	5	5	31	4	3	1	1	0	0	0	0	0	0
Totals			54	45	291	40	27	13	5	2	4	1	2	0	0
			45 of 54 (83.3%)												

2018 START CHART

OFFENSE START CHART

OPPONENT	QB	TB	WR	WR	WR/RB/TE	TE	LT	LG	C	RG	RT
Mercer	White	Henderson	Williams	Coxie	Pollard	Dykes	Tate	Parham	Kyser	Woodard	Joseph
at Navy*	White	Henderson	Williams	Coxie	Dykes	Magnifico	Tate	Parham	Kyser	Woodard	Joseph
Georgia State	White	Henderson	Jones	Coxie	Pollard	Dykes	Tate	Parham	Kyser	Woodard	Joseph
South Alabama	White	Henderson	Williams	Coxie	Pollard	Magnifico	Tate	Parham	Kyser	Woodard	Joseph
at Tulane*	White	Henderson	Williams	Coxie	Pollard	Magnifico	Tate	Parham	Kyser	Woodard	Joseph
UConn*	White	Henderson	Pollard	Coxie	Dykes	Magnifico	Tate	Parham	Kyser	Woodard	Joseph
#9/10 UCF*	White	Henderson	Williams	Coxie	Dykes	Magnifico	Tate	Parham	Kyser	Woodard	Joseph
at Missouri	White	Henderson	Williams	Coxie	Pollard	Magnifico	Tate	Parham	Kyser	Woodard	Joseph
at ECU*	White	Henderson	Williams	Coxie	Dykes	Magnifico	Tate	Parham	Kyser	Woodard	Joseph
Tulsa*	White	Henderson	Williams	Coxie	Pollard	Magnifico	Tate	Parham	Kyser	Woodard	Joseph
at SMU*	White	Henderson	Williams	Coxie	Dykes	Magnifico	Tate	Parham	Kyser	Woodard	Joseph
Houston*	White	Henderson	Craft	Coxie	Pollard	Magnifico	Tate	Parham	Kyser	Woodard	Joseph
at UCF	White	Henderson	Williams	Coxie	Pollard	Magnifico	Tate	Parham	Kyser	Woodard	Joseph
vs Wake Forest	White	Taylor	Williams	Coxie	Dykes	Magnifico	Tate	Parham	Kyser	Woodard	Joseph

DEFENSE START CHART

OPPONENT	DT/OLB	NT	DE	KAT	SAM	WILL	STAR	CB	FS	SS	CB
Mercer	Cooper	Goodson	Wilson	Dillon	Akins	Russell	Hall	Carter	Thomas	Lindsey	Windham
at Navy*	Huff	Goodson	Wilson	Dillon	Hart	Russell	Hall	Carter	Perry	Lindsey	Windham
Georgia State	Johnson	Goodson	Wilson	Dillon	Akins	Russell	Hall	Carter	Thomas	Lindsey	Windham
South Alabama	Brigham	Goodson	Wilson	Dillon	Akins	Hart	Hall	Carter	Perry	Lindsey	Windham
at Tulane*	Brigham	Tate	Wilson	Huff	Akins	Russell	Hall	Carter	Perry	Lindsey	Francis
UConn*	Cooper	Goodson	Wilson	Huff	Akins	Russell	Hall	Carter	Perry	Lindsey	Windham
#9/10 UCF*	Cooper	Goodson	Wilson	Dillon	Akins	Russell	Hall	Carter	Perry	Lindsey	Windham
at Missouri	Cooper	Goodson	Wilson	Dillon	Akins	Hart	Hall	Carter	Perry	Lindsey	Windham
at ECU*	Cooper	Goodson	Wilson	Dillon	Akins	Russell	Hall	Carter	Perry	Lindsey	Francis
Tulsa*	Cooper	Goodson	Wilson	Huff	Akins	Russell	Hall	Carter	Perry	Lindsey	Windham
at SMU*	Cooper	Goodson	Wilson	Huff	Akins	Russell	Hall	Carter	Perry	Lindsey	Windham
Houston*	Cooper	Goodson	Wilson	Huff	Akins	Russell	Hall	Carter	Perry	Lindsey	Windham
at UCF	Johnson	Goodson	Wilson	Huff	Akins	Russell	Hall	Carter	Perry	Lindsey	Windham
vs Wake Forest	Wilson	Goodson	Dorceus	Huff	Akins	Russell	Hall	Carter	Perry	Lindsey	Windham

PARTICIPATION CHART

NAME	GP/GS	MER	NAVY	GSU	USA	TUL	UCONN	UCF	MIZ	ECU	TULSA	SMU	HOU	UCF	WF
ADAIR, C.	2/-	XXX	START	START	START	START	...	START	START	START	START	START	...
AKINS, C.	14/13	START	XXX	START	START	START	START	START	...	START	START	START	START	START	START
ANDERSON, R.	1/-	XXX
ARRINDELL, N.	1/-	XXX	XXX	XXX
AUGUSTUS, N.	14/-	XXX	XXX	XXX	XXX	XXX	XXX	XXX	XXX	XXX	XXX	XXX	XXX	XXX	XXX
AUSTIN III, C.	13/-	XXX	XXX	XXX	XXX	XXX	XXX	XXX	XXX	XXX	XXX	XXX	XXX	XXX	XXX
BLAKE, S.	14/-	XXX	XXX	XXX	XXX	XXX	XXX	XXX	XXX	XXX	XXX	XXX	XXX	XXX	XXX
BRADY, P.	14/-	XXX	XXX	XXX	XXX	START	XXX	XXX	XXX	XXX	XXX	XXX	XXX	XXX	XXX
BRIGHAM, K.	13/2	XXX	XXX	XXX	START	XXX	XXX	XXX	XXX	XXX	XXX	XXX	XXX	XXX	XXX
BROWN, B.	6/-	XXX	...	XXX	XXX	XXX	XXX
BROWN, K.	3/-	XXX	XXX	XXX
CARTER, T.	14/14	START	START	START	START	START	START	START	START	START	START	START	START	START	START
CLARK, C.	2/-	XXX	XXX
CLARK, G.	1/-	XXX
CLAYBROOKS, C.	12/-	XXX	XXX	...	XXX	XXX	XXX	XXX	XXX	XXX	XXX	XXX	XXX	XXX	XXX
COCHRAN, C.	8/-	XXX	XXX	XXX	XXX	...	XXX	XXX	XXX	XXX
COOPER, E.	11/8	START	XXX	START	START	START	START	START	START	START	START	START
COXIE, D.	14/14	START	START	START	START	START	START	START	START	START	START	START	START	START	START
CRAFT, S.	9/1	XXX	XXX	XXX	XXX	XXX	XXX	START	XXX	XXX
CULLENS, X.	6/-	XXX	...	XXX	...	XXX	XXX	...	XXX	...	XXX
DANIEL, T.	8/-	XXX	...	XXX	XXX	...	XXX	...	XXX	...	XXX
DILL, S.	14/-	XXX	XXX	XXX	XXX	XXX	XXX	XXX	XXX	XXX	XXX	XXX	XXX	XXX	XXX
DILLON, J.	12/7	START	START	START	START	START	START	START	START	START	START	START	START
DORCEUS, J.	14/1	XXX	XXX	XXX	XXX	XXX	XXX	XXX	XXX	XXX	XXX	XXX	XXX	XXX	START
DYKES, S.	13/8	START	START	START	START	START	START	START	START	START	START	START	START	START	START
ELLIS, I.	3/-	XXX	...	XXX	XXX
ENIS, S.	4/-	XXX	...	XXX	XXX	XXX
EZE, O.	6/-	XXX	...	XXX	XXX	...	XXX	...	XXX	...	XXX
FERRARI, H.	5/-	XXX	...	XXX	XXX	...	XXX	XXX
FLEMING, C.	2/-	XXX	XXX
FRANCIS, J.	14/3	XXX	XXX	XXX	XXX	START	XXX	XXX	START	START	XXX	XXX	XXX	XXX	XXX
GAINWELL, K.	4/-	XXX	XXX	XXX	XXX	XXX	...	XXX	XXX	XXX	XXX	XXX	XXX	XXX	XXX
GARVEY, T.	12/-	XXX	XXX	XXX	XXX	XXX	XXX	XXX	XXX	XXX	XXX	XXX	XXX	XXX	XXX
GIBSON, A.	14/-	XXX	XXX	XXX	XXX	XXX	XXX	XXX	XXX	XXX	XXX	XXX	XXX	XXX	XXX
GONZALEZ, C.	3/-	XXX	XXX	XXX	XXX	XXX	XXX
GOODSON, O.	13/13	START	START	START	START	...	START	START	START	START	START	START	START	START	START
GORDON, T.	1/-	XXX
HALL, A.	14/14	START	START	START	START	START	START	START	START	START	START	START	START	START	START
HAMILTON, T.	3/-	XXX	...	XXX	XXX

2018 PARTICIPATION

PARTICIPATION CHART

NAME	GP/GS	MER	NAVY	GSU	USA	TUL	UCONN	UCF	MIZ	ECU	TULSA	SMU	HOU	UCF	WF
HART, T.	14/3	XXX	START	XXX	START	XXX	XXX	XXX	START	XXX	XXX	XXX	XXX	XXX	XXX
HAWKINS, D.	7/-	XXX	XXX	XXX	XXX	...	XXX	...	XXX	XXX
HENDERSON, D.	13/13	START	START	START	START	START	START	START	XXX	START	START	START	START	START	...
HILL, H.	4/-	XXX	XXX	XXX	XXX	...	XXX
HILL, J.	2/-	XXX	XXX
HILL, M.	13/-	XXX	XXX	XXX	XXX	XXX	XXX	XXX	XXX	...	XXX	XXX	XXX	XXX	XXX
HUFF, B.	14/8	XXX	START	XXX	XXX	START	START	XXX	XXX	XXX	START	START	START	START	START
JOHNSON, K.	14/2	XXX	XXX	START	XXX	XXX	XXX	XXX	XXX	XXX	XXX	XXX	XXX	START	XXX
JOHNSON, Q.	1/-	XXX	XXX
JONES, K.	14/2	XXX	XXX	START	XXX	XXX	XXX	XXX	XXX	XXX	XXX	XXX	START	XXX	XXX
JONES, P.	13/-	XXX	XXX	XXX	XXX	XXX	XXX	XXX	XXX	...	XXX	XXX	XXX	XXX	XXX
JOSEPH, R.	14/14	START	START	START	START	START	START	START	START	START	START	START	START	START	START
KYSER, D.	14/14	START	START	START	START	START	START	START	START	START	START	START	START	START	START
LINSEY, T.	14/14	START	START	START	START	START	START	START	START	START	START	START	START	START	START
LONG, A.	2/-	XXX	...	XXX
LOVE, C.	3/-	XXX	...	XXX	XXX
MAGNIFICO, J.	14/11	XXX	START	XXX	START	START	START	START	START	START	START	START	XXX	START	START
MASHBURN, C.	6/-	XXX	...	XXX	XXX	...	XXX	...	XXX	XXX	...
MEBRIDE, B.	3/-	XXX	...	XXX	XXX
NEAL, T.	14/-	XXX	XXX	XXX	XXX	XXX	XXX	XXX	XXX	XXX	XXX	XXX	XXX	XXX	XXX
ORONA-LOPEZ, M.	3/-	XXX	XXX	XXX
PARHAM, D.	14/14	START	START	START	START	START	START	START	START	START	START	START	START	START	START
PATTERSON, R.	14/-	XXX	XXX	XXX	XXX	XXX	XXX	XXX	XXX	XXX	XXX	XXX	XXX	XXX	XXX
PEDDY, B.	1/-	XXX
PERRY, J.	14/12	XXX	START	...	START	START	START	START	START	START	START	START	START	START	START
PICKENS, T.	10/-	XXX	XXX	XXX	XXX	XXX	XXX	XXX	XXX	XXX	XXX
POLLARD, T.	14/9	START	START	START	START	START	START	START	START	START	START	START	START	START	START
REARDON, R.	3/-	XXX	XXX	XXX	START	START	START	START
RUSSELL, J.	14/12	START	START	START	XXX	...	START	START	START	START	START	START	START	START	START
SLADE, M.	13/-	XXX	XXX	XXX	XXX	...	XXX	XXX	XXX	XXX	XXX	XXX	XXX	XXX	XXX
SMITH, T.	4/-	XXX	...	XXX	XXX	XXX	XXX
STUMP, C.	5/-	XXX	XXX	XXX	XXX	...	XXX
TATE IV, J.	14/1	...	XXX	XXX	XXX	START	XXX	XXX	XXX	XXX	XXX	XXX	XXX	XXX	XXX
TATE, T.	14/14	START	START	START	START	START	START	START	START	START	START	START	START	START	START
TAYLOR, P.	14/1	XXX	XXX	XXX	XXX	XXX	XXX	XXX	XXX	XXX	XXX	XXX	XXX	XXX	XXX
TAYLOR, T.	5/-	XXX	XXX	XXX	XXX
THOMAS, L.	4/2	START	START	START
WEAVER, M.	5/-	XXX	...	XXX	XXX	XXX	XXX
WHITE, B.	14/14	START	START	START	START	START	START	START	START	START	START	START	START	START	START

PARTICIPATION CHART

NAME	GP/GS	MER	NAVY	GSU	USA	TUL	UCONN	UCF	MIZ	ECU	TULSA	SMU	HOU	UCF	WF
WILLIAMS, A.	14/-	XXX	XXX	XXX	XXX	XXX	XXX	XXX	XXX	XXX	XXX	XXX	XXX	XXX	XXX
WILLIAMS, J.	14/11	START	START	START	START	START	START	START	START	START	START	START	START	START	START
WILSON, J.	14/14	START	START	START	START	START	START	START	START	START	START	START	START	START	START
WINDHAM, T.	12/11	START	START	START	START	...	START	START	...	XXX	START	START	START	START	START
WOODARD, D.	14/14	START	START	START	START	START	START	START	START	START	START	START	START	START	START

20-YARD PLUS PLAYS

Yards	Type	Player(s)	Opponent
*97	KR	POLLARD, T.	WAKE FOREST
*83	Rush	AUSTIN III, C.	MERCER
*82	Rush	HENDERSON, D.	UCF
*78	Rush	HENDERSON, D.	Navy
*75	Pass	TAYLOR, P. from WHITE, B.	MERCER
*75	Pass	COXIE, D. from WHITE, B.	ECU
*72	PR	WILLIAMS, J.	Tulsa
*72	Rush	GAINWELL, K.	GSU
*71	Pass	HENDERSON, D. from WHITE, B.	ECU
*70	Rush	TAYLOR, P.	UCF
*62	Pass	HENDERSON, D. from WHITE, B.	MERCER
62	Pass	COXIE, D. from WHITE, B.	SMU
*62	Rush	HENDERSON, D.	UCF
*61	Rush	HENDERSON, D.	UCONN
*61	Rush	HENDERSON, D.	GSU
*60	Rush	HENDERSON, D.	Houston
*59	Rush	HENDERSON, D.	Navy
57	Rush	TAYLOR, P.	Houston
*54	Rush	HENDERSON, D.	GSU
*54	Rush	HENDERSON, D.	USA
50	Rush	HENDERSON, D.	USA
48	Pass	COXIE, D. from WHITE, B.	GSU
*47	Rush	HENDERSON, D.	Tulane
47	PR	WILLIAMS, J.	GSU
*45	Pass	COXIE, D. from WHITE, B.	MERCER
45	Pass	GIBSON, A. from WHITE, B.	MERCER
44	Pass	POLLARD, T. from WHITE, B.	Houston
44	Pass	MAGNIFICO, J. from WHITE, B.	WAKE FOREST
*44	Pass	MAGNIFICO, J. from WHITE, B.	UCONN
43	Rush	HENDERSON, D.	UCF
*43	Pass	HENDERSON, D. from WHITE, B.	Tulane
*41	Rush	POLLARD, T.	WAKE FOREST
41	Rush	POLLARD, T.	ECU
41	Pass	MAGNIFICO, J. from WHITE, B.	UCF
39	Pass	COXIE, D. from WHITE, B.	USA
39	Pass	COXIE, D. from WHITE, B.	UCF
*39	Rush	HENDERSON, D.	ECU
37	KR	POLLARD, T.	Houston
37	Pass	MAGNIFICO, J. from WHITE, B.	ECU
*37	INT	CLAYBROOKS, C.	WAKE FOREST
36	INT	GONZALEZ, C.	UCONN
36	Pass	COXIE, D. from WHITE, B.	WAKE FOREST
*35	Rush	TAYLOR, P.	UCONN
35	Pass	MAGNIFICO, J. from WHITE, B.	USA
35	Rush	HENDERSON, D.	SMU
*35	INT	CARTER, T.	MERCER
*35	Rush	TAYLOR, P.	UCONN
34	Pass	DYKES, S. from WHITE, B.	Tulane
34	KR	POLLARD, T.	UCONN
34	Rush	TAYLOR, P.	SMU
33	Pass	COXIE, D. from WHITE, B.	Tulsa
33	Rush	HENDERSON, D.	GSU
32	KR	POLLARD, T.	UCONN
32	KR	POLLARD, T.	WAKE FOREST
32	Rush	WEAVER, M.	GSU
31	KR	POLLARD, T.	Tulsa
31	KR	POLLARD, T.	UCF
31	Rush	HENDERSON, D.	UCF
31	Pass	COXIE, D. from WHITE, B.	UCF
*30	Pass	POLLARD, T. from WHITE, B.	Missouri
30	KR	POLLARD, T.	UCF
30	Pass	WILLIAMS, J. from WHITE, B.	Tulane
29	Rush	HENDERSON, D.	UCONN
29	Rush	HENDERSON, D.	GSU
*28	Rush	CRAFT, S.	Houston
28	Pass	COXIE, D. from WHITE, B.	Tulsa
28	Pass	MAGNIFICO, J. from WHITE, B.	ECU
28	Pass	POLLARD, T. from WHITE, B.	Tulane
28	Pass	DYKES, Sean from WHITE, B.	UCONN
28	KR	SLADE, M.	MERCER
28	Pass	COXIE, D. from WHITE, B.	SMU
*26	Rush	HENDERSON, D.	UCONN
26	Pass	HENDERSON, D. from WHITE, B.	USA
26	Rush	HENDERSON, D.	Tulsa
26	PR	WILLIAMS, J.	UCONN

* touchdown scored on play

2018 LONG PLAYS

LONG PLAYS BY THE NUMBERS

Long Plays By Yards	No.	TD
100+	0	0
90-99	1	1
80-89	2	2
70-79	7	7
60-69	6	5
50-59	5	3
40-49	13	5
30-39	28	6
20-29	60	10

Long Plays By Type	No.	TD
Rushing	46	22
Passing	48	13
Punt returns	4	1
Kick returns	20	1
Interceptions	3	2
Fumble returns	1	0
Other	0	0
TOTAL	122	39

20-YARD PLAYS BY PLAYER

Player	No.	TD	R	P	KR	PR	IR	FR
HENDERSON, D.	33	18	27	5	1	0	0	0
POLLARD, T.	30	3	6	6	18	0	0	0
COXIE, D.	20	6	0	20	0	0	0	0
TAYLOR, P.	11	4	9	2	0	0	0	0
WILLIAMS, J.	7	2	0	3	0	4	0	0
MAGNIFICO, J.	6	1	0	6	0	0	0	0
DYKES, S.	3	0	0	3	0	0	0	0
CRAFT, S.	2	1	1	1	0	0	0	0
SLADE, M.	2	0	0	1	1	0	0	0
CARTER, T.	1	1	0	0	0	0	1	0
CLAYBROOKS, C.	1	1	0	0	0	0	1	0
AUSTIN III, C.	1	1	1	0	0	0	0	0
GAINWELL, K.	1	1	1	0	0	0	0	0
WEAVER, M.	1	0	1	0	0	0	0	0
GONZALEZ, C.	1	0	0	0	0	0	1	0
GIBSON, A.	1	0	0	1	0	0	0	0
HALL, A.	1	0	0	0	0	0	0	1
TOTAL	122	39	46	48	20	4	3	1


LONGEST PLAYS OF THE YEAR

- Rushing**
83 AUSTIN III, C. vs MERCER (9/1/2018)
- Rushing Touchdown**
83 AUSTIN III, C. vs MERCER (9/1/2018)
- Passing**
75 TAYLOR, P. from WHITE, Brady vs MERCER (9/1/2018)
75 COXIE, D. from WHITE, Brady vs ECU (11/3/2018)
- Passing Touchdown**
75 TAYLOR, P. from WHITE, Brady vs MERCER (9/1/2018)
75 COXIE, D. from WHITE, Brady vs ECU (11/3/2018)
- Punt Return**
72 WILLIAMS, J. vs Tulsa (11/10/2018)
- Kick Return**
97 POLLARD, T. vs WAKE FOREST (12/22/2018)
- Interception Return**
37 CLAYBROOKS, C. vs WAKE FOREST (12/22/2018)
- Fumble Return**
20 HALL, A. vs Tulsa (11/10/2018)
- Punt**
73 WILLIAMS, A. vs SMU (11/15/2018)
- Field Goal**
52 PATTERSON, R. vs Missouri (10/20/2018)



A unanimous All-American and a finalist for the Doak Walker Award, Darrell Henderson was drafted in the second round of the 2018 NFL Draft by the Los Angeles Rams. Henderson finished his Memphis career with 3,545 rushing yards and 36 rushing touchdowns.

KEY DEPARTURES



#7 LINEBACKER
CURTIS AKINS
 GRADUATED: DECEMBER 2018
 R-SENIOR • 4L
 6-2 • 235
 BYHALIA, MISS.
 BYHALIA HS
MAJOR: INTERDISCIPLINARY STUDIES

- Signed UDFA Deal with Cincinnati Bengals
- Chuck Bednarik Award Watch List (2018)
- American Athletic Conference Honorable Mention (2018)
- American Athletic Conference Weekly Honor Roll (9/4/17)
- Graduated Dec. 16, 2018 with a degree in interdisciplinary studies
- John Bramlett Defensive Player of the Year (Highland Hundred)

CAREER

Appeared in 46 career games, including all 14 games in his senior season ... Finished his collegiate career with 276 total tackles, including 9.5 TFL ... Also recorded three forced fumbles, two fumble recoveries, and five pass breakups and one interception ... Graduated from Memphis in December of 2018.

HONORS (ACADEMIC/ATHLETIC)

American Athletic Conference Honorable Mention (2018) ... 2018 John Bramlett Defensive Player of the Year (Highland Hundred)

PERSONAL

Son of Tammie Akins ... Born in Memphis, Tennessee ... Interdisciplinary studies major.

AKINS' CAREER DEFENSIVE STATISTICS

YR	G/S	UT	AT	TOT	PD	FR	FF	TFL	SK	INT	QBH
2015	8/0	10	4	14	1	0-0	0	0-0	0-0	0-0	0
2016	13/8	48	26	74	1	0-0	0	2-3	0-0	1-20	0
2017	11/9	60	28	88	2	1-0	2	4.5-22	0.5-2	0-0	0
2018	14/13	62	38	100	1	1-0	1	3-22	1-11	0-0	4
Total	46/30	180	96	276	5	2-0	3	9.5-45	1.5-13	1-20	4

AKINS' CAREER HIGHS


Tackles	16, at Navy, Oct. 22, 2016
Tackles for Loss	1.5, at UCF, Dec. 1, 2018
Sacks	1.0, at ECU, Nov. 3, 2018
Forced Fumble	2, vs ULM, Aug. 31, 2017
Fumble Recovery	1, 2x, last at ECU, Nov. 3, 2018
Pass Break-Ups	2, vs ULM, Aug. 31, 2017
Quarterback Hurries	1, 4x, last vs Houston, Nov. 23, 2018
Interceptions	1, at Cincinnati, Nov. 18, 2016
Interception Ret. Yds	20, at Cincinnati, Nov. 18, 2016

AKINS' GAME-BY-GAME DEFENSE

Date	Opponent	UT	AT	TT	TFL	SK	FR	FF	PD	INT	QBH
9/5/15	Missouri St.	1	0	1	0-0	0-0	0	0	0	0-0	0
9/12/15	at Kansas	3	0	3	0-0	0-0	0	0	0	0-0	0
10/2/15	at USF	0	0	0	0-0	0-0	0	0	0	0-0	0
10/24/15	at Tulsa	0	0	0	0-0	0-0	0	0	0	0-0	0
10/31/15	Tulane	0	0	0	0-0	0-0	0	0	0	0-0	0
11/21/15	at Temple	1	1	2	0-0	0-0	0	0	0	0-0	0
11/28/15	SMU	4	2	6	0-0	0-0	0	0	1	0-0	0
12/30/15	Auburn	1	1	2	0-0	0-0	0	0	0	0-0	0
9/3/16	SEMO	3	0	3	0-0	0-0	0	0	0	0-0	0
9/17/16	Kansas	0	0	0	0-0	0-0	0	0	0	0-0	0
9/24/16	Bowling Green	2	0	2	0-0	0-0	0	0	0	0-0	0
10/1/16	Ole Miss	0	0	0	0-0	0-0	0	0	0	0-0	0
10/6/16	Temple	2	1	3	0-0	0-0	0	0	0	0-0	0

AKINS' GAME-BY-GAME DEFENSE

Date	Opponent	UT	AT	TT	TFL	SK	FR	FF	PD	INT	QBH
10/14/16*	at Tulane	4	4	8	0-0	0-0	0	0	0	0-0	0
10/22/16*	at Navy	7	9	16	0-0	0-0	0	0	0	0-0	0
10/29/16*	Tulsa	8	2	10	0-0	0-0	0	0	0	0-0	0
11/5/16*	at SMU	4	2	6	1-2	0-0	0	0	0	0-0	0
11/12/16*	USF	11	0	11	1-1	0-0	0	0	0	0-0	0
11/18/16*	at Cincinnati	1	1	2	0-0	0-0	0	0	1	1-20	0
11/25/16*	Houston	3	1	4	0-0	0-0	0	0	0	0-0	0
12/20/16*	vs WKU	3	6	9	0-0	0-0	0	0	0	0-0	0
8/31/17*	ULM	9	0	9	1-3	0-0	2	0	2	0-0	0
9/16/17*	UCLA	6	1	7	0.5-1	0-0	0	0	0	0-0	0
9/23/17*	SIU	6	1	7	0-0	0-0	0	0	0	0-0	0
9/30/17	at UCF	Did Not Play - Injured									
10/6/17	at UConn	Did Not Play - Injured									
10/14/17	Navy	6	5	11	0-0	0-0	0	1	1	0-0	0
10/19/17	at Houston	6	1	7	0-0	0-0	0	0	0	0-0	0
10/27/17*	Tulane	4	1	5	1-3	0-0	0	0	0	0-0	0
11/3/17*	at Tulsa	2	4	6	0.5-2	0-0	0	0	0	0-0	0
11/18/17*	SMU	5	3	8	0-0	0-0	0	0	0	0-0	0
11/25/17*	ECU	4	3	7	0.5-2	0-0	0	0	0	0-0	0
12/2/17*	at UCF	8	4	12	0.5-2	0-0	0	0	0	0-0	0
12/30/17*	vs Iowa State	4	5	9	0.5-10	0-0	0	0	0	0-0	0
9/1/18*	Mercer	2	1	3	0-0	0-0	0	0	0	0-0	0
9/8/18	at Navy	6	4	10	0-0	0-0	0	1	0	0-0	0
9/14/18*	Georgia St.	2	1	3	0-0	0-0	0	0	0	0-0	0
9/22/18*	S. Alabama	6	5	11	0.5-1	0-0	0	0	0	0-0	0
9/28/18*	at Tulane	5	4	9	0-0	0-0	0	0	0	0-0	0
10/6/18*	UConn	4	4	8	0-0	0-0	0	0	0	0-0	1
10/13/18*	UCF	5	2	7	0-0	0-0	0	0	0	0-0	0
10/20/18*	at Missouri	6	1	7	0-0	0-0	0	0	0	0-0	0
11/3/18*	at ECU	5	5	10	1-11	1-11	1	0	1	0-0	1
11/10/18*	Tulsa	1	0	1	0-0	0-0	0	0	0	0-0	1
11/15/18*	at SMU	1	2	3	0-0	0-0	0	0	0	0-0	0
11/23/18*	Houston	3	2	5	0-0	0-0	0	0	0	0-0	1
12/1/18*	at UCF	8	6	14	1.5-8	0-0	0	0	0	0-0	0
12/22/18*	vs Wake Forest	8	1	9	0-0	0-0	0	0	0	0-0	0



#21 DEFENSIVE BACK
ROSS ANDERSON
 GRADUATED: DECEMBER 2018
 SENIOR • 1L
 5-10 • 187
 MEMPHIS, TENN.
 HIRAM COLLEGE
MAJOR: INTERDISCIPLINARY STUDIES

→ Graduated Dec. 16, 2018 with a degree in interdisciplinary studies

CAREER

Transferred to Memphis from Hiram College in Hiram, Ohio ... Played two seasons of college football before coming to Memphis ... Saw action in 20 games ... Had 38 total tackles (28 solo), seven PBU, two interceptions and one blocked kick ... Appeared in one game at Memphis in 2018 before completing his degree ... Participated in Memphis' 2019 NFL Pro Day.

PERSONAL

Son of Ricky and Regina Anderson ... Interdisciplinary studies major.

ANDERSON'S CAREER DEFENSIVE STATISTICS

YR	G/S	UT	AT	TOT	PD	FR	FF	TFL	SK	INT	QBH
2018	1/0	0	0	0	0	0	0	0-0	0-0	0-0	0
Total	1/0	0	0	0	0	0	0	0-0	0-0	0-0	0

ANDERSON'S GAME-BY-GAME DEFENSE

Date	Opponent	UT	AT	TT	TFL	SK	FR	FF	PD	INT	QBH
10/6/18	UConn	0	0	0	0-0	0-0	0	0	0	0-0	0

KEY DEPARTURES



#27 DEFENSIVE BACK
NOAH ARRINDELL
 GRADUATED: DECEMBER 2018
 SENIOR • 1L
 5-10 • 161
 GERMANTOWN, TENN.
 ARKANSAS
 MAJOR: PSYCHOLOGY

→ Graduated on Dec. 16, 2018 with a degree in psychology

CAREER

Transferred to Memphis from Arkansas ... Member of the Razorbacks' track and field program ... *Did not play* football at Arkansas ... Redshirted in 2015 ... Graduated from the University of Memphis in December of 2018.

PERSONAL


Son of Evan and Gail Arrindell ... Has a sister, Natori ... Psychology major.

ARRINDELL'S CAREER DEFENSIVE STATISTICS

YR	G/S	UT	AT	TOT	PD	FR	FF	TFL	SK	INT	QBH
2018	1/0	0	0	0	0	0	0	0-0	0-0	0-0	0
Total	1/0	0	0	0	0	0	0	0-0	0-0	0-0	0

ARRINDELL'S GAME-BY-GAME DEFENSE

Date	Opponent	UT	AT	TT	TFL	SK	FR	FF	PD	INT	QBH
9/14/18	Georgia St.	0	0	0	0-0	0-0	0	0	0	0-0	0



#60 LONG SNAPPER
TIM BELLES
 GRADUATED: MAY 2019
 R-JUNIOR • 3L
 6-5 • 255
 GERMANTOWN, TENN.
 HOUSTON HS
 MAJOR: CIVIL ENGINEERING

→ Graduated on May 5, 2019 with a degree in civil engineering

CAREER


Did not see game action.

HONORS (ACADEMIC/ATHLETIC)

Three-time American Athletic Conference All-Academic Team (2015-16, 2016-17, 2017-18) ... Dean's List for 2015 fall, 2016 spring and 2017 fall semesters ... Tiger 3.0 Club for 2015 fall, 2016 spring, 2017 fall and 2018 spring semesters.

PERSONAL

Son of Jim and Jean Belles ... Born in Grand Forks, North Dakota ... Civil engineering major.



#97 DEFENSIVE LINE
EMMANUEL COOPER
 GRADUATED: DECEMBER 2018
 SENIOR • 4L
 6-1 • 300
 ARKADELPHIA, ARK.
 ARKADELPHIA HS
 MAJOR: HEALTH STUDIES

→ Graduated on Dec. 16, 2018 with a degree in health studies

CAREER

Appeared in 35 career games at Memphis, including 11 of 14 games in his senior season ... Finished his career with 54 total tackles, including 13.5 TFL, one forced fumble and one fumble recovery ... Also posted one sack in his time at Memphis ... Graduated from Memphis in December of 2018.

HONORS (ACADEMIC/ATHLETIC)

2015-16 American Athletic Conference All-Academic Team ... Tiger 3.0 Club for the 2015 fall, 2016 spring and 2018 spring semesters.

PERSONAL

Son of Mary Alice Franklin ... Has an older sister, TasheAuna, and a younger brother, Jacob ... Born in Albuquerque, New Mexico ... Health studies major.

COOPER'S CAREER DEFENSIVE STATISTICS

YR	G/S	UT	AT	TOT	PD	FR	FF	TFL	SK	INT	QBH
2015	3/0	1	0	1	0	0-0	0	0-0	0-0	0-0	0
2016	9/0	7	1	8	0	0-0	0	3-6	1-4	0-0	1
2017	12/4	14	13	27	0	1-0	1	5-7	0-0	0-0	2
2018	11/8	14	4	18	0	0-0	0	5.5-12	0-0	0-0	4
Total	35/12	36	18	54	0	1-0	1	13.5-25	1-4	0-0	7

COOPER'S CAREER HIGHS

Tackles	5, vs Western Kentucky, Dec. 20, 2016
Tackles for Loss	3.0, vs UCLA, Sept. 16, 2017
Sacks	1.0, vs Western Kentucky, Dec. 20, 2016
Forced Fumble	1, vs UCLA, Sept. 16, 2017
Fumble Recovery	1, vs UCLA, Sept. 16, 2017
Quarterback Hurries	2, at ECU, Nov. 3, 2018

COOPER'S GAME-BY-GAME DEFENSE

Date	Opponent	UT	AT	TT	TFL	SK	FR	FF	PD	INT	QBH	
9/5/15	Missouri St.	1	0	1	0-0	0-0	0	0	0	0-0	0	
9/12/15	at Kansas	0	0	0	0-0	0-0	0	0	0	0-0	0	
9/19/15	at BGSU	Did Not Play										
9/24/15	Cincinnati	Did Not Play										
10/2/15	at USF	Did Not Play										
10/17/15	Ole Miss	Did Not Play										
10/23/15	at Tulsa	Did Not Play										
10/31/15	Tulane	Did Not Play										
11/7/15	Navy	Did Not Play										
11/14/15	at Houston	Did Not Play										
11/21/15	at Temple	Did Not Play										
11/28/15	SMU	0	0	0	0-0	0	0	0	0	0-0	0	
12/30/15	vs Auburn	Did Not Play										
9/3/16	SEMO	0	0	0	0-0	0-0	0	0	0	0-0	0	
9/17/16	Kansas	0	0	0	0-0	0-0	0	0	0	0-0	0	
9/24/16	BGSU	1	0	1	1-1	0-0	0	0	0	0-0	0	
10/1/16	at Ole Miss	0	0	0	0-0	0-0	0	0	0	0-0	0	
10/6/16	Temple	Did Not Play										
10/14/16	at Tulane	Did Not Play										
10/22/16	at Navy	Did Not Play										
10/29/16	Tulsa	Did Not Play										
11/5/16	at SMU	1	0	1	0-0	0-0	0	0	0	0-0	0	
11/12/16	USF	Did Not Play										
11/18/16	at Cincinnati	0	1	1	0-0	0-0	0	0	0	0-0	0	
11/25/16	Houston	0	0	0	0-0	0-0	0	0	0	0-0	0	
12/20/16	vs WKU	5	0	5	2.5	1.4	0	0	0	0-0	1	
8/31/17*	ULM	3	1	4	0-0	0-0	0	0	0	0-0	0	
9/16/17*	UCLA	2	2	4	3.5	0-0	1	1	0	0-0	0	
9/23/17*	SIU	2	2	4	0-0	0-0	0	0	0	0-0	0	
9/30/17	at UCF	1	1	2	1-1	0-0	0	0	0	0-0	0	
10/6/17	at UConn	1	0	1	0-0	0-0	0	0	0	0-0	0	
10/14/17*	Navy	2	0	2	0-0	0-0	0	0	0	0-0	0	
10/19/17	at Houston	0	2	2	0-0	0-0	0	0	0	0-0	0	
10/28/17	Tulane	1	0	1	0-0	0-0	0	0	0	0-0	0	
11/3/17	at Tulsa	0	0	0	0-0	0-0	0	0	0	0-0	0	
11/18/17	SMU	Did Not Play - Inj.										
11/25/17	ECU	0	1	1	0-0	0-0	0	0	0	0-0	1	
12/2/17	at UCF	1	1	2	1-1	0-0	0	0	0	0-0	0	
12/20/17	vs Iowa State	1	3	4	0-0	0-0	0	0	0	0-0	1	
9/1/18*	Mercer	0	0	0	0-0	0-0	0	0	0	0-0	0	

KEY DEPARTURES

COOPER'S GAME-BY-GAME DEFENSE

Date	Opponent	UT	AT	TT	TFL	SK	FR	FF	PD	INT	QBH
9/8/18	at Navy	2	0	2	0-0	0-0	0	0	0	0-0	0
9/14/18	Georgia St.	Did Not Play - Inj.									
9/22/18	S. Alabama	Did Not Play - Inj.									
9/28/18	at Tulane	Did Not Play - Inj.									
10/6/18*	UConn	0	0	0	0-0	0-0	0	0	0	0-0	1
10/13/18*	UCF	0	1	1	0-0	0-0	0	0	0	0-0	0
10/20/18*	at Missouri	1	0	1	1-2	0-0	0	0	0	0-0	0
11/3/18*	at ECU	3	0	3	2-5	0-0	0	0	0	0-0	2
11/10/18*	Tulsa	2	0	2	1-1	0-0	0	0	0	0-0	0
11/15/18*	at SMU	3	1	4	5-2	0-0	0	0	0	0-0	0
11/23/18*	Houston	1	0	1	0-0	0-0	0	0	0	0-0	1
12/1/18	at UCF	1	2	3	1-2	0-0	0	0	0	0-0	0
12/22/18	vs Wake Forest	1	0	1	0-0	0-0	0	0	0	0-0	0

RAFT'S CAREER RECEIVING STATISTICS

YR	G/S	NO	YDS	AVG/C	TD	LG	REC/G	AVG/G
2013	12/9	31	337	10.9	1	30	2.6	28.1
2014	8/6	15	83	5.5	0	17	1.8	10.4
2015	12/7	8	114	14.3	2	60	0.7	9.5
2016	4/1	10	126	12.6	1	43	2.5	31.5
2018	9/1	3	39	13.0	0	25	0.3	4.3
Total	45/24	67	699	10.4	4	60	1.5	15.5

RAFT'S CAREER KICKOFF RETURN STATISTICS


YR	G/S	NO	YDS	TD	LG	AVG/R	AVG/G
2013	12/9	3	73	0	54	24.3	6.1
2014	8/6	1	23	0	23	23.0	2.9
2015	12/7	11	213	0	27	21.0	17.8
2016	4/1	0	0	0	0	0.0	0.0
2018	9/1	0	0	0	0	0.0	0.0
Total	45/24	15	309	0	104	20.6	6.9

RAFT'S CAREER HIGHS

Points Scored	18, vs Temple, Nov. 30, 2013
Touchdowns	3, vs Temple, Nov. 30, 2013
Rush Attempts	38, at Cincinnati, Oct. 4, 2014
Rush Yards	170, at Cincinnati, Oct. 4, 2014
Rush TD	2, 2x, last vs Cincinnati, Sept. 24, 2015
Long Rush	28, vs Houston, Nov. 23, 2018
Receptions	7, vs Temple, Nov. 30, 2013
Receiving Yards	83, vs UT Martin, Nov. 9, 2013
Receiving TD	1, 4x, last vs BGSU, Sept. 24, 2016
Long Reception	60, at BGSU, Sept. 12, 2015
Total Offense Attempts	38, at Cincinnati, Oct. 4, 2014
Total Offense Yards	170, at Cincinnati, Oct. 4, 2014
All-Purpose Yards	170, at Cincinnati, Oct. 4, 2014
Kick Returns	4, at Bowling Green, Sept. 19, 2015
Kick Return Yards	71, at Bowling Green, Sept. 19, 2015
Long Kick Return	54, vs Temple, Nov. 30, 2013

RAFT'S GAME-BY-GAME RUSHING

Date	Opponent	No	Yds	Avg	TD	LG
9/7/13	Duke	1	14	14.0	0	14
9/14/13	at Middle Tenn.	2	6	3.0	0	3
9/21/13*	Arkansas State	3	-3	-1.0	1	5
10/5/13*	UCF	4	28	7.0	1	15
10/12/13*	at Houston	2	5	2.5	0	3
10/19/13*	SMU	4	26	6.5	0	11
10/30/13*	Cincinnati	0	0	0.0	0	0
11/9/13	UT Martin	2	14	7.0	1	8
11/16/13*	at USF	1	-1	-1.0	0	0
11/23/13*	at Louisville	1	0	0.0	0	0
11/30/13*	Temple	3	0	0.0	2	3
12/7/13*	at UConn	2	13	6.5	0	8
8/30/14*	Austin Peay	8	27	3.4	1	9
9/6/14	at UCLA	6	19	3.2	1	9
9/20/14*	Middle Tenn.	6	52	8.7	0	19
9/27/14*	at Ole Miss	3	-16	-5.3	0	1
10/4/14*	at Cincinnati	38	170	4.5	1	14
10/11/14*	Houston	17	49	2.9	0	9
10/25/14	at SMU	Did Not Play				
10/31/14	Tulsa	Did Not Play				
11/7/14	at Temple	Did Not Play				
11/15/14	at Tulane	Did Not Play				
11/22/14	USF	Did Not Play				
11/29/14	UConn	4	2	0.5	0	3
12/22/14*	BYU	7	28	4.0	0	9
9/5/15*	Missouri St	12	72	6.0	0	16
9/12/15*	at Kansas	7	15	2.1	1	4
9/19/15*	at BGSU	11	50	4.5	1	17
9/24/15*	Cincinnati	12	50	4.2	2	11
10/2/15*	at USF	8	12	1.5	0	5
10/17/15*	Ole Miss	8	20	2.5	1	8
10/23/15	at Tulsa	1	2	2.0	0	2
10/31/15	Tulane	4	31	7.8	0	17
11/7/15	Navy	Did Not Play				
11/14/15	at Houston	5	8	1.6	0	4
11/21/15	at Temple	4	40	10.0	0	26
11/28/15	SMU	5	21	4.2	0	18
12/30/15	Auburn	5	12	2.4	0	5



#11

WIDE RECEIVER

SAM CRAFT

GRADUATED: MAY 2017

R-SENIOR • 4L

6-0 • 210

MEMPHIS, TENN.

OLIVE BRANCH HS

MAJOR: INTERDISCIPLINARY STUDIES

- Graduated in May 2017 with a degree in physical education
- Tiger 3.0 Club member for two semesters
- Played 18 games with the Memphis men's basketball team

CAREER

Appealed for a medical redshirt for the 2017 season and returned for a sixth year in 2018 ... Suffered knee injury in the 2017 preseason ... Also received a fifth-year medical redshirt for 2017 after playing in only four games in 2016 before suffering injuries that ended his season ... Graduated in May 2017 with a degree in physical education ... Working on a second degree in interdisciplinary studies ... Played in 45 games, making 24 starts ... Finished his career with 810 yards on 213 carries ... Had 14 rushing TD ... Had 67 receptions for 699 yards and four scores ... Had 19 multi-reception games ... Also had 15 kick returns for 309 yards ... Had 1,818 all-purpose yards and 18 total TD ... Also played in 18 games with the Memphis men's basketball team after the 2015 Birmingham Bowl and made seven starts ... Averaged 2.1 points and 1.2 rebounds in the 2015-16 season.

HONORS (ACADEMIC/ATHLETIC)

Tiger 3.0 Club for the 2013 fall and 2014 spring semesters

PERSONAL

Graduated with his degree in physical education ... Son of Ray and Chiquita Craft ... Father, Ray, played football at Memphis from 1986-88 and is a member of the University of Memphis campus police department ... His older twin brothers, Marcell and Montrell, played at North Alabama ... Also has a younger sister, Christina.

RAFT'S CAREER RUSHING STATISTICS

YR	G/S	NO	YDS	AVG/R	TDS	LG	AVG/G
2013	12/9	25	102	3.9	5	15	8.5
2014	8/6	89	331	3.7	3	19	41.3
2015	12/7	82	333	4.1	5	26	27.8
2016	4/1	16	16	1.0	0	13	4.0
2018	9/1	1	28	28.0	1	28	3.1
Total	45/24	213	810	3.8	14	28	18.0

KEY DEPARTURES

CRAFT'S GAME-BY-GAME RUSHING


Date	Opponent	No	Yds	Avg	TD	LG
9/3/16	SEMO					Did Not Play
9/17/16	Kansas					Did Not Play
9/24/16	Bowling Green	6	14	2.3	0	13
10/1/16	at Ole Miss	1	-13	-13.0	0	-13
10/6/16*	Temple	7	9	1.3	0	5
10/14/16	at Tulane	2	6	3.0	0	7
10/22/16	at Navy					Did Not Play
10/29/16	Tulsa					Did Not Play
11/5/16	at SMU					Did Not Play
11/12/16	USF					Did Not Play
11/18/16	at Cincinnati					Did Not Play
11/25/16	Houston					Did Not Play
9/1/18	Mercer					Did Not Play
9/8/18	at Navy					Did Not Play
9/14/18	Georgia St.					Did Not Play
9/22/18	S. Alabama					Did Not Play
9/28/18	at Tulane					Did Not Play
10/6/18	UConn	0	0	0.0	0	0
10/13/18	UCF	0	0	0.0	0	0
10/20/18	at Missouri	0	0	0.0	0	0
11/3/18	at ECU	0	0	0.0	0	0
11/10/18	Tulsa	0	0	0.0	0	0
11/15/18	at SMU	0	0	0.0	0	0
11/23/18*	Houston	1	28	28.0	1	28
12/1/18	at UCF	0	0	0.0	0	0
12/22/18	vs Wake Forest	0	0	0.0	0	0

CRAFT'S GAME-BY-GAME RECEIVING

Date	Opponent	No	Yds	Avg	TD	LG
9/7/13	Duke	0	0	0.0	0	0
9/14/13	at Middle Tenn.	2	18	9.0	0	12
9/21/13*	Arkansas State	3	32	10.7	0	24
10/5/13	UCF	2	30	15.0	0	19
10/12/13*	at Houston	1	3	3.0	0	3
10/19/13*	SMU	4	30	7.5	0	15
10/30/13*	Cincinnati	0	0	0.0	0	0
11/9/13	UT Martin	3	83	27.7	0	30
11/16/13*	at USF	2	16	8.0	0	13
11/23/13*	at Louisville	3	12	4.0	0	11
11/30/13*	Temple	7	62	8.9	1	21
12/7/13*	at UConn	4	51	12.8	0	29
8/30/14*	Austin Peay	3	14	4.7	0	8
9/6/14	at UCLA	3	38	12.7	0	17
9/20/14*	Middle Tenn.	1	8	8.0	0	8
9/27/14*	at Ole Miss	4	-1	-0.3	0	3
10/4/14*	at Cincinnati	0	0	0.0	0	0
10/11/14*	Houston	4	24	6.0	0	13
10/25/14	at SMU					Did Not Play
10/31/14	Tulsa					Did Not Play
11/7/14	at Temple					Did Not Play
11/15/14	at Tulane					Did Not Play
11/22/14	USF					Did Not Play
11/29/14	UConn	0	0	0.0	0	0
12/22/14	vs BYU	0	0	0.0	0	0
9/5/15*	Missouri St	0	0	0.0	0	0
9/12/15*	at Kansas	1	13	13.0	0	13
9/19/15*	at BGSU	3	63	21.0	1	60
9/24/15*	Cincinnati	2	5	2.5	0	7
10/2/15*	at USF	2	33	16.5	1	20
10/17/15*	Ole Miss	0	0	0.0	0	0
10/23/15	at Tulsa	0	0	0.0	0	0
10/31/5	Tulane	0	0	0.0	0	0
11/7/15	Navy					Did Not Play
11/14/15	at Houston	0	0	0.0	0	0
11/21/15	at Temple	0	0	0.0	0	0
11/28/15	SMU	0	0	0.0	0	0
12/30/15	Auburn	0	0	0.0	0	0
9/3/16	SEMO					Did Not Play
9/17/16	Kansas					Did Not Play
9/24/16	Bowling Green	2	48	24.0	1	43
10/1/16	at Ole Miss	4	35	8.8	0	19
10/6/16*	Temple	4	43	10.8	0	21
10/14/16	at Tulane	0	0	0.0	0	0

CRAFT'S GAME-BY-GAME RECEIVING

Date	Opponent	No	Yds	Avg	TD	LG
10/22/16	at Navy					Did Not Play
10/29/16	Tulsa					Did Not Play
11/5/16	at SMU					Did Not Play
11/12/16	USF					Did Not Play
11/18/16	at Cincinnati					Did Not Play
11/25/16	Houston					Did Not Play
9/1/18	Mercer					Did Not Play
9/8/18	at Navy					Did Not Play
9/14/18	Georgia St.					Did Not Play
9/22/18	S. Alabama					Did Not Play
9/28/18	at Tulane					Did Not Play
10/6/18	UConn	2	14	7.0	0	8
10/13/18	UCF	0	0	0.0	0	0
10/20/18	at Missouri	0	0	0.0	0	0
11/3/18	at ECU	0	0	0.0	0	0
11/10/18	Tulsa	0	0	0.0	0	0
11/15/18	at SMU	0	0	0.0	0	0
11/23/18*	Houston	0	0	0.0	0	0
12/1/18	at UCF	0	0	0.0	0	0
12/22/18	vs Wake Forest	1	25	25.0	0	25



#34

LINEBACKER

JACKSON DILLON

GRADUATED: MAY 2017

R-SENIOR • 4L

6-6 • 265

RINGLING, OKLA.

RINGLING HS

MAJOR: INTERDISCIPLINARY STUDIES

→ Graduated in May 2017 with a degree in organizational leadership

CAREER

Graduated in May 2017 with a degree in organizational leadership ... Returned to action in 2018 after sitting out most of the 2016 and 2017 campaigns as a result of injuries ... Three-year starter (2013-15) at the Dawg position, a hybrid position in Memphis' defensive scheme ... Played in 52 career games ... Registered 137 total tackles (99-38), 26.0 TFL (94 yards) and 6.5 sacks (46 yards) ... Also credited with five PBU, two forced fumbles, two fumble recoveries and three blocked kicks ... Had 27 multi-tackle contests.

HONORS (ACADEMIC/ATHLETIC)

Earned Tiger 3.0 Club recognition for the 2016 spring semester ... Named to NFL.com's 2014-15 All-Bowl Team for performance in Miami Beach Bowl (55-48 double-overtime win over BYU)

PERSONAL

Son of Richard and Robin Dillon ... Born in Tulsa, Oklahoma ... Father played football at the University of Oklahoma ... Has an older sister, Logan ... Graduated from Memphis in May of 2017 ... Interdisciplinary studies major.

DILLON'S CAREER DEFENSIVE STATISTICS

YR	G/S	UT	AT	TOT	PD	FR	FF	TFL	SK	INT	QBH
2013	12/8	20	9	29	2	0-0	0	5.5-13	1-7	0-0	0
2014	13/12	33	10	43	1	0-0	2	9-50	3.5-27	0-0	0
2015	13/11	24	13	37	0	2-1	0	6-15	0-0	0-0	1
2016	1/0	0	0	0	0-0	0	0-0	0-0	0-0	0-0	0
2017	1/0	2	0	2	0-0	0	0-0	0-0	0-0	0-0	0
2018	12/7	20	6	26	2	0-0	0	5.5-16	2-12	0-0	2
Total	52/38	99	38	137	5	2-1	2	26-94	6.5-46	0-0	3

2019 MEMPHIS FOOTBALL

KEY DEPARTURES

DILLON'S CAREER HIGHS

Tackles	11, vs BYU, Dec. 22, 2014
Tackles for Loss	3, vs BYU, Dec. 22, 2014
Sacks	2, vs BYU, Dec. 22, 2014
Forced Fumble	1, 2x, vs BYU, Dec. 22, 2014
Fumble Recovery	1, vs Missouri State, Sept. 5, 2015
Pass Break-Ups	1, 5x, last vs Wake Forest, Dec. 22, 2018
Quarterback Hurries	1, 3x, last vs Wake Forest, Dec. 22, 2018
Blocked Kicks	1, 3x, last vs Wake Forest (PAT), Oct. 31, 2015
Touchdowns	1, vs SMU, Nov. 28, 2015

DILLON'S GAME-BY-GAME DEFENSE

Date	Opponent	UT	AT	TT	TFL	SK	FR	FF	PD	INT	QBH
9/7/13	Duke	0	0	0	0-0	0-0	0	0	0	0-0	0
9/14/13	at MTSU	0	0	0	0-0	0-0	0	0	0	0-0	0
9/21/13	at State	0	1	1	0-0	0-0	0	0	0	0-0	0
10/5/13	UCF	1	0	1	0-0	0-0	0	0	0	0-0	0
10/12/13*	at Houston	1	1	2	0-0	0-0	0	0	0	0-0	0
10/19/13*	SMU	3	1	4	1-1	0-0	0	0	0	0-0	0
10/30/13*	Cincinnati	4	4	8	0-0	0-0	0	0	1	0-0	0
11/9/13*	UT Martin	1	1	2	0-0	0-0	0	0	0	0-0	0
11/16/13*	at USF	4	0	4	2-4	0-0	0	0	0	0-0	0
11/23/13*	at Louisville	4	0	4	1-7	1-7	0	0	0	0-0	0
11/30/13*	Temple	2	1	3	1.5-1	0-0	0	0	0	0-0	0
12/7/13*	at UConn	0	0	0	0-0	0-0	0	0	1	0-0	0
8/30/14*	Austin Peay	1	0	1	0-0	0-0	0	0	0	0-0	0
9/6/14*	at UCLA	5	0	5	2-5	1-2	0	0	0	0-0	0
9/20/14*	MTSU	2	1	3	0-0	0-0	0	0	0	0-0	0
9/27/14	at Ole Miss	3	2	5	1-4	0-0	0	0	0	0-0	0
10/4/14*	at Cincinnati	1	0	1	0-0	0-0	0	0	0	0-0	0
10/11/14*	Houston	1	2	3	2-7	0.5-3	0	0	0	0-0	0
10/25/14*	at SMU	1	1	2	0-0	0-0	0	0	1	0-0	0
10/31/14*	Tulsa	0	1	1	0-0	0-0	0	0	0	0-0	0
11/7/14*	at Temple	2	0	2	0-0	0-0	0	0	0	0-0	0
11/15/14*	at Tulane	4	0	4	0-0	0-0	0	0	0	0-0	0
11/22/14*	USF	2	0	2	1-0	0-0	0	1	0	0-0	0
11/29/14*	UConn	3	0	3	0-0	0-0	0	0	0	0-0	0
12/22/14*	vs BYU	8	3	11	3-24	2-22	0	1	0	0-0	0
9/5/15*	Missouri St	2	0	2	0-0	0-0	1	0	0	0-0	0
9/12/15*	at Kansas	6	2	8	1-1	0-0	0	0	0	0-0	0
9/19/15*	at BGSU	2	2	4	0-0	0-0	0	0	0	0-0	0
9/24/15*	Cincinnati	2	1	3	0-0	0-0	0	0	0	0-0	0
10/2/15*	at USF	2	0	2	0-0	0-0	0	0	0	0-0	0
10/17/15*	Ole Miss	2	1	3	1-6	0-0	0	0	0	0-0	0
10/24/15*	at Tulsa	0	0	0	0-0	0-0	0	0	0	0-0	0
10/31/15*	Tulane	2	1	3	2.5-6	0-0	0	0	0	0-0	1
11/7/15*	Navy	3	1	4	0-0	0-0	0	0	0	0-0	0
11/14/15*	at Houston	0	1	1	0-0	0-0	0	0	0	0-0	0
11/21/15*	at Temple	1	0	1	0-0	0-0	0	0	0	0-0	0
11/28/15*	SMU	1	1	2	0-0	0-0	1	0	0	0-0	0
12/30/15	Auburn	1	3	4	1.5-2	0-0	0	0	0	0-0	0
9/3/16	SEMO	0	0	0	0-0	0-0	0	0	0	0-0	0
<i>Had knee surgery and missed remainder of 2016</i>											
8/31/17	ULM	2	0	2	0-0	0-0	0	0	0	0-0	0
<i>Had shoulder surgery and missed remainder of 2017</i>											
9/1/18*	Mercer	2	1	3	0.5-0	0-0	0	0	0	0-0	0
9/8/18*	at Navy	2	1	3	1-2	0-0	0	0	0	0-0	0
9/14/18*	Georgia St.	2	0	2	0-0	0-0	0	0	0	0-0	0
9/22/18*	S. Alabama	1	0	1	0-0	0-0	0	0	0	0-0	0
9/28/18	at Tulane	<i>Did Not Play</i>									
10/6/18	UConn	<i>Did Not Play</i>									
10/13/18*	UCF	2	0	2	0-0	0-0	0	0	0	0-0	0
10/20/18*	at Missouri	2	0	2	0-0	0-0	0	0	0	0-0	0
11/3/18*	at ECU	0	1	1	0-0	0-0	0	0	0	0-0	0
11/10/18	Tulsa	4	0	4	2-8	1-7	0	0	0	0-0	1
11/15/18	at SMU	1	1	2	0.5-1	0-0	0	0	1	0-0	0
11/23/18	Houston	1	0	1	0-0	0-0	0	0	0	0-0	0
12/1/18	at UCF	2	2	4	0.5-0	0-0	0	0	0	0-0	0
12/22/18	vs Wake Forest	1	0	1	1-5	1-5	0	0	1	0-0	1



#44 TIGHT END
STEVEN ENIS
 GRADUATED: MAY 2019
R-JUNIOR • 3L
6-2 • 30
 FAYETTE, ALA.
 FAYETTE COUNTY HS
MAJOR: SPORT AND LEISURE MANAGEMENT

→ Graduated May 6, 2019 with a degree in sport and leisure management

CAREER

Participated in five games.

PERSONAL

Son of Steven and Rajetta Enis ... Has two older siblings, Ty and Niesha ... Born in Winfield, Alabama ... Sport and leisure management major.

ENIS' CAREER DEFENSIVE STATISTICS

YR	G/S	UT	AT	TOT	PD	FR	FF	TFL	SK	INT	QBH
2016	1/0	0	0	0	0	0	0	0-0	0-0	0-0	0
Total	1/0	0	0	0	0	0	0	0-0	0-0	0-0	0

ENIS' CAREER RECEIVING STATISTICS

YR	G/S	NO	YDS	AVG/C	TD	LG	REC/G	AVG/G
2018	4/0	0	0	0.0	0	0	0.0	0.0
Total	4/0	0	0	0.0	0	0	0.0	0.0

ENIS' GAME-BY-GAME DEFENSE

Date	Opponent	UT	AT	TT	TFL	SK	FR	FF	PD	INT	QBH
9/24/16	Bowling Green	0	0	0	0-0	0-0	0	0	0	0-0	0

ENIS' GAME-BY-GAME RECEIVING

Date	Opponent	No	Yds	Avg	TD	LG
9/1/18	Mercer	0	0	0.0	0	0
9/14/18	Georgia St.	0	0	0.0	0	0
10/6/18	UConn	0	0	0.0	0	0
11/10/18	Tulsa	0	0	0.0	0	0



#57 LINEBACKER
HAYDEN FERRARI
 GRADUATED: DECEMBER 2018
R-JUNIOR • 3L
5-11 • 230
 MEMPHIS, TENN.
 CHRISTIAN BROTHERS HS
MAJOR: FINANCE

→ Graduated Dec. 16, 2018 with a degree in finance

CAREER

Appeared in seven games over three seasons with Memphis after redshirting in 2015 ... Played in five games as a senior, recording six total tackles and one TFL ... Graduated from the University of Memphis in December of 2018.

HONORS (ACADEMIC/ATHLETIC)

Tiger 3.0 Club for 2015 fall semester ... 2015 Glenn Jones Defensive Scout Team Player of the Year award.

PERSONAL

Son of Tommy and Kris Ferrari ... Father, Tommy, played quarterback for the Tigers in the late 1980s and lettered

KEY DEPARTURES

in 1989 ... Has two sisters, Hannah and Leah ... Born in Memphis ... Finance major.

FERRARI'S CAREER DEFENSIVE STATISTICS												
YR	G/S	UT	AT	TOT	PBU	FR	FF	TFL	SK	INT	QBH	
2016	1/0	1	0	1	0	0-0	0	0-0	0-0	0-0	0	
2017	1/0	1	0	1	0	0-0	0	0-0	0-0	0-0	0	
2018	5/0	4	2	6	0	0-0	0	1-4	0-0	0-0	0	
Total	7/0	6	2	8	0	0-0	0	1-4	0-0	0-0	0	

FERRARI'S CAREER HIGHS	
Tackles	2, 3x, last vs Tulsa, Nov. 10, 2018
Tackles for Loss	1.0, vs Mercer, Sept. 1, 2018

FERRARI'S GAME-BY-GAME DEFENSE												
Date	Opponent	UT	AT	TT	TFL	SK	FR	FF	PB	INT	QBH	
9/24/16	Bowling Green	1	0	1	0-0	0-0	0	0	0	0-0	0	
11/25/17	East Carolina	1	0	1	0-0	0-0	0	0	0	0-0	0	
9/1/18	Mercer	1	1	2	1-4	0-0	0	0	0	0-0	0	
9/14/18	Georgia St.	0	0	0	0-0	0-0	0	0	0	0-0	0	
9/22/18	South Alabama	0	0	0	0-0	0-0	0	0	0	0-0	0	
10/6/18	UConn	1	1	2	0-0	0-0	0	0	0	0-0	0	
11/10/18	Tulsa	2	0	2	0-0	0-0	0	0	0	0-0	0	

#18

DEFENSIVE BACK

TIM GORDON

GRADUATED: DECEMBER 2018

R-SENIOR • 2L

5-11 • 230

ST. PAUL, MINN.

FULLERTON COLLEGE

MAJOR: ORGANIZATIONAL LEADERSHIP

→ Graduated Dec. 16, 2018 with a degree in organizational leadership

CAREER
 Appeared in two career games at Memphis while battling injury ... Graduated from Memphis in December of 2018.

PERSONAL
 Son of Carla and Tim Gordon ... Has two brothers, Rayon and De'marco ... Organizational leadership major.

GORDON'S CAREER DEFENSIVE STATISTICS												
YR	G/S	UT	AT	TOT	PD	FR	FF	TFL	SK	INT	QBH	
2017	1/0	1	0	1	1	0	0	0-0	0-0	0-0	0	
2018	1/0	0	0	0	0	0	0	0-0	0-0	0-0	0	
Total	2/0	1	0	1	1	0	0	0-0	0-0	0-0	0	

GORDON'S CAREER HIGHS	
Tackles	1, vs ULM, Aug. 31, 2017
Pass Break-Ups	1, vs ULM, Aug. 31, 2017

GORDON'S GAME-BY-GAME DEFENSE												
Date	Opponent	UT	AT	TT	TFL	SK	FR	FF	PD	INT	QBH	
8/31/17	ULM	1	0	1	0-0	0-0	0	0	0	1	0	0
<i>Injured and missed remainder of 2017</i>												
9/1/18	Mercer	0	0	0	0-0	0-0	0	0	0	0	0	0

#25

WIDE RECEIVER

TRE'VEON HAMILTON

R-JUNIOR • 1L

6-3 • 195

HUMBLE, TEXAS

BLINN COLLEGE

MAJOR: CRIMINAL JUSTICE

CAREER
 Participated in three games at Memphis.

PERSONAL
 Son of Sharon White and Oliver Hamilton ... Has a sister, Tekera ... Criminal justice major.

HAMILTON'S CAREER RECEIVING STATISTICS								
YR	G/S	NO	YDS	AVG/C	TD	LG	REC/G	AVG/G
2018	3/0	0	0	0.0	0	0	0.0	0.0
Total	3/0	0	0	0.0	0	0	0.0	0.0

HAMILTON'S GAME-BY-GAME RECEIVING						
Date	Opponent	No	Yds	Avg	TD	LG
9/1/18	Mercer	0	0	0.0	0	0
9/14/18	Georgia St.	0	0	0.0	0	0
10/6/18	UConn	0	0	0.0	0	0

#8

RUNNING BACK

DARRELL HENDERSON

JUNIOR • 3L

5-9 • 200

BATESVILLE, MISS.

SOUTH PANOLA HS

MAJOR: SPORT AND LEISURE MANAGEMENT

→ Drafted 70th overall by the Los Angeles Rams

→ American Athletic Conference All-Conference First Team (2018)

→ Walter Camp First Team All-American (2018); FWAA First Team All-American (2018); Associated Press First Team All-American (2018); Sporting News First Team All-American (2018); AFCA First Team All-American (2018); Sports Illustrated All-American (2018)

→ Memphis' first unanimous All-American

→ Doak Walker Finalist (2018)

→ Touchdown Club of Columbus Jim Brown Running Back of the Year Award (2018)

→ Maxwell Award Watch List (2018); Doak Walker Watch List (2018); Walter Camp Award Watch List (2018)

→ DeAngelo Williams Most Valuable Player (Highland Hundred-2018)

→ American Athletic Conference All-Conference Second Team (2017)

→ Touchdown Club of Columbus 2018 Player to Watch

→ Became first 1,000 yard rusher in Memphis history since 2009 (Curtis Steele) with 122 yards on 10 carries vs ECU

CAREER
 Played in 38 career games with 28 starts ... Finished Memphis career second all-time with 3,545 rushing yards ... 36 rushing touchdowns are tied for second in school history ... Henderson's 45 total touchdowns are the second-most in program history ... Henderson is just the third Tiger all-time to rush for over 1,000 yards in multiple seasons ... Had 4,790 career all-purpose yards, which ranks third in program history ... 16 career

KEY DEPARTURES

100-yard rushing games are second-most in program history.

HONORS (ACADEMIC/ATHLETIC)

Named a finalist for the 2018 Doak Walker Award ... Named one of 15 semifinalists for the 2018 Walter Camp Player of the Year Award ... 2018 Walter Camp, FWAA, Associated Press, Sporting News, AFCA and Sports Illustrated First Team All-American ... Memphis' first unanimous All-American ... 2018 All-American Athletic Conference first team ... Named to the 2018 Maxwell Award and the Doak Walker Award Watch Lists ... 2018 DeAngelo Williams Most Valuable Player Award (Highland Hundred) ... Tiger 3.0 Club for the 2017 fall semester ... 2018 Touchdown Club of Columbus Players to Watch ... Attended the club's banquet in February 2018 ... Event honored the top projected players for the 2018 season ... 2017 All-American Athletic Conference second team.

PERSONAL

Son of Darrell Henderson, Sr., and Barbara Henderson ... Majoring in sport and leisure management.

HENDERSON'S CAREER RUSHING STATISTICS

YR	G/S	NO	YDS	AVG/R	TD	LG	AVG/G
2016	13/5	87	482	5.5	5	45	37.1
2017	12/10	130	1154	8.9	9	82	96.2
2018	13/13	214	1909	8.9	22	82	146.8
Total	38/28	431	3545	8.2	36	82	93.3

HENDERSON'S CAREER RECEIVING STATISTICS

YR	G/S	NO	YDS	AVG/C	TD	LG	REC/G	AVG/G
2016	13/5	20	237	11.9	3	46	1.5	18.2
2017	12/10	24	226	9.4	2	45	2.0	18.8
2018	13/13	19	295	15.5	3	71	1.5	22.7
Total	38/28	63	758	12.0	8	71	1.7	19.9

HENDERSON'S CAREER KICK RETURN STATISTICS

YR	G/S	NO	YDS	TD	LG	AVG/R	AVG/G
2016	13/5	2	113	1	99	56.5	8.7
2017	12/10	13	250	0	64	20.8	1.1
2018	13/13	10	124	0	20	12.4	9.5
Total	38/28	25	487	1	99	19.5	12.8

HENDERSON'S CAREER PASSING STATISTICS

YR	G/S	CMP	ATT	INT	YDS	TD	LG	PCT	AVG/P	AVG/G
2016	13/5	0	0	0	0	0	0	0.0	0.0	0.0
2017	12/10	0	0	0	0	0	0	0.0	0.0	0.0
2018	13/13	1	2	0	4	1	4	50.0	2.0	0.3
Total	38/28	1	2	0	4	1	4	50.0	2.0	0.3

HENDERSON'S CAREER HIGHS

Rush Attempts	31, vs UCF, Oct. 13, 2018
Rush Yards	233, vs Georgia State, Sept. 14, 2018
Long Rush	82, 2x, last at UCF, Dec. 1, 2018
Pass Receptions	6, at Tulsa, Nov. 3, 2017
Receiving Yards	72, at ECU, Nov. 3, 2018
Long Reception	71, at ECU, Nov. 3, 2018
Kickoff Returns	4, 2x, last at UCF, Dec. 2, 2017
Kickoff Return Yards	116, vs SMU, Nov. 18, 2017
All-Purpose Yards	278, vs SMU, Nov. 18, 2017
Rushing Touchdowns	3, 3x, last at UCF, Dec. 1, 2018
Receiving Touchdowns	2, vs SEMO, Sept. 3, 2016
Kickoff Ret. Touchdowns	1, at SMU, Nov. 5, 2016
Passing Touchdowns	1, at UCF, Dec. 1, 2018

HENDERSON'S GAME-BY-GAME RUSHING

Date	Opponent	No	Yds	Avg	TD	LG
9/3/16	SEMO	2	3	1.5	0	3

HENDERSON'S GAME-BY-GAME RUSHING

Date	Opponent	No	Yds	Avg	TD	LG
9/17/16	Kansas	3	24	8.0	0	20
9/24/16*	Bowling Green	3	27	9.0	0	13
10/1/16	Ole Miss	2	7	3.5	0	4
10/6/16	Temple	7	58	8.3	1	28
10/14/16*	at Tulane	9	75	8.3	1	45
10/22/16	at Navy	9	35	3.9	0	11
10/29/16*	Tulsa	12	84	7.0	1	22
11/5/16*	at SMU	9	34	3.8	0	12
11/12/16*	USF	12	81	6.8	1	21
11/18/16	at Cincinnati	3	5	1.7	0	3
11/25/16	Houston	7	36	5.1	1	22
12/20/16*	vs Western Ky.	9	22	1.4	0	9
8/31/17*	ULM	12	169	14.1	2	63
9/16/17*	UCLA	14	105	7.5	0	80
9/23/17*	SIU	12	71	5.9	1	20
9/30/17*	at UCF	6	48	8.0	0	20
10/6/17	at UConn	11	55	8.1	0	13
10/14/17*	Navy	12	94	7.8	0	32
10/19/17*	at Houston	4	-1	-0.3	0	3
10/27/17	Tulane	10	112	11.2	1	82
11/3/17*	at Tulsa	14	123	8.8	0	53
11/18/17*	SMU	10	147	14.7	2	70
11/25/17*	ECU	10	122	12.2	2	32
12/2/17*	at UCF	15	109	7.3	1	36
12/30/17	vs Iowa State	Did Not Play - Inj.				
9/1/18*	Mercer	9	76	8.4	1	22
9/8/18*	at Navy	13	212	16.3	3	78
9/14/18*	Georgia St.	14	233	16.6	2	61
9/22/18*	S. Alabama	22	188	8.5	2	54
9/28/18*	at Tulane	7	51	7.3	1	47
10/6/18*	UConn	14	174	12.4	3	61
10/13/18*	UCF	31	199	6.4	1	43
10/20/18*	at Missouri	4	15	3.7	0	8
11/3/18*	at ECU	21	132	2	2	39
11/10/18*	Tulsa	23	166	7.2	2	26
11/15/18*	at SMU	16	75	4.7	0	35
11/23/18*	Houston	24	178	7.4	2	60
12/1/18*	at UCF	16	210	13.1	3	82
12/22/18	vs Wake Forest	Did Not Play				

HENDERSON'S GAME-BY-GAME RECEIVING

Date	Opponent	No	Yds	Avg	TD	LG
9/3/16	SEMO	3	39	13.0	2	23
9/17/16	Kansas	0	0	0.0	0	0
9/24/16*	Bowling Green	2	27	13.5	0	17
10/1/16	Ole Miss	2	-1	-0.5	0	1
10/6/16	Temple	1	2	2.0	0	2
10/14/16*	at Tulane	4	67	16.8	1	46
10/22/16	at Navy	0	0	0.0	0	0
10/29/16*	Tulsa	0	0	0.0	0	0
11/5/16*	at SMU	3	45	15.0	0	31
11/12/16*	USF	2	16	8.0	0	14
11/18/16	at Cincinnati	1	8	8.0	0	8
11/25/16	Houston	2	34	17.0	0	19
12/20/16*	vs Western Ky.	0	0	0.0	0	0
8/3/17*	ULM	0	0	0.0	0	0
9/16/16*	UCLA	3	11	3.7	0	6
9/23/17*	SIU	1	7	7.0	0	7
9/30/17*	at UCF	1	25	25.0	0	25
10/6/17	at UConn	3	23	7.7	0	8
10/14/17*	NAVY	2	17	8.5	1	10
10/19/17*	at Houston	0	0	0.0	0	0
10/27/17	Tulane	3	50	16.7	0	45
11/3/17*	at Tulsa	6	50	8.3	1	21
11/18/17*	SMU	1	15	15.0	0	15
11/25/17*	ECU	1	14	14.0	0	14
12/2/17*	at UCF	3	14	4.7	0	20
12/30/17	vs Iowa State	Did Not Play - Inj.				
9/1/18*	Mercer	1	62	62.0	1	62
9/8/18*	at Navy	1	18	18.0	0	18
9/14/18*	Georgia St.	2	10	5.0	0	14
9/22/18*	S. Alabama	2	34	17.0	0	26
9/28/18*	at Tulane	2	47	23.5	1	43
10/6/18*	UConn	1	7	7.0	0	7
10/13/18*	UCF	2	13	6.5	0	9

KEY DEPARTURES

HENDERSON'S GAME-BY-GAME RECEIVING

Date	Opponent	No	Yds	Avg	TD	LG	
10/20/18*	at Missouri	1	20	20.0	0	20	
11/3/18*	at ECU	3	72	24.0	1	71	
11/10/18*	Tulsa	0	0	0.0	0	0	
11/15/18*	at SMU	0	0	0.0	0	0	
11/23/18*	Houston	2	3	1.5	0	2	
12/1/18*	at UCF	2	9	4.5	0	6	
12/22/18	vs Wake Forest	<i>Did Not Play</i>					

HENDERSON'S GAME-BY-GAME KICKOFF RETURNS

Date	Opponent	No	Yds	Avg	TD	LG	
9/3/16	SEMO	0	0	0.0	0	0	
9/17/16	Kansas	0	0	0.0	0	0	
9/24/16*	Bowling Green	0	0	0.0	0	0	
10/1/16	at Ole Miss	0	0	0.0	0	0	
10/6/16	Temple	0	0	0.0	0	0	
10/14/16*	at Tulane	1	14	14.0	0	14	
10/22/16	at Navy	0	0	0.0	0	0	
10/29/16*	Tulsa	0	0	0.0	0	0	
11/5/16*	at SMU	1	99	99.0	1	99	
11/12/16*	USF	0	0	0.0	0	0	
11/18/16	at Cincinnati	0	0	0.0	0	0	
11/25/16	Houston	0	0	0.0	0	0	
12/20/16	vs W. Kentucky	0	0	0.0	0	0	
8/31/17*	ULM	1	22	22.0	0	22	
9/16/17*	UCLA	0	0	0.0	0	0	
9/23/17*	SIU	0	0	0.0	0	0	
9/30/17*	at UCF	1	12	12.0	0	12	
10/6/17	at UConn	0	0	0.0	0	0	
10/14/17*	Navy	0	0	0.0	0	0	
10/19/17*	at Houston	2	37	18.5	0	21	
10/27/17	Tulane	1	9	9.0	0	9	
11/3/17*	at Tulsa	0	0	0.0	0	0	
11/18/17*	SMU	4	116	29.0	0	64	
11/25/17*	ECU	0	0	0.0	0	0	
12/2/17*	at UCF	4	54	13.5	0	38	
12/30/17	vs Iowa State	<i>Did Not Play - Inj.</i>					
9/1/18*	Mercer	0	0	0.0	0	0	
9/8/18*	at Navy	3	43	14.3	0	18	
9/14/18*	Georgia St.	0	0	0.0	0	0	
9/22/18*	S. Alabama	2	27	13.5	0	17	
9/28/18*	at Tulane	3	41	13.7	0	20	
10/6/18*	UConn	0	0	0.0	0	0	
10/13/18*	UCF	1	0	0.0	0	0	
10/20/18*	at Missouri	0	0	0.0	0	0	
11/3/18*	at ECU	0	0	0.0	0	0	
11/10/18*	Tulsa	0	0	0.0	0	0	
11/15/18*	at SMU	0	0	0.0	0	0	
11/23/18*	Houston	1	13	13.0	0	13	
12/1/18*	at UCF	0	0	0.0	0	0	
12/22/18	vs Wake Forest	<i>Did Not Play</i>					

HENDERSON'S GAME-BY-GAME PASSING

Date	Opponent	Att	Comp	Yds	INT	TD	LG	Sack
9/22/18*	S. Alabama	0	1	0	0	0	0	0
12/1/18*	at UCF	1	1	4	0	1	4	0

#55

OFFENSIVE LINE

MIKHAILL HILL

R-FRESHMAN • 1L

6-4 • 325

HARVEY, LA.

WEST JEFFERSON HS

MAJOR: FINE ARTS

CAREER

Appeared in 13 games ... Played in 39 snaps at left guard ... Redshirted the 2017 season.

PERSONAL

Son of Mia Hill ... Has one brother, Malik ... His cousin, Robert Royal, played tight end at LSU and for nine years in the NFL with Washington, Buffalo and Cleveland ...

Another cousin, Andrew Hicks, is a junior wide receiver at Tulane ... Fine arts major.

HILL'S CAREER OFFENSIVE LINE STATISTICS

YR	GAMES/STARTS	PLAYS/TOTAL TEAM PLAYS
2018	13/0	39/979
Total	13/0	39/979

HILL'S CAREER HIGHS

Offensive Plays | 34, vs Mercer, Sept. 1, 2018

HILL'S GAME-BY-GAME OFFENSIVE LINE

Date	Opponent	Position - Plays
9/1/18	Mercer	Left Guard - 34/84
9/8/18	at Navy	<i>Did Not Play</i>
9/14/18	Georgia St.	Left Guard - 5/62 & Special Teams
9/22/18	S. Alabama	Special Teams
9/28/18	at Tulane	Special Teams
10/6/18	UConn	Special Teams
10/13/18	UCF	Special Teams
10/20/18	at Missouri	Special Teams
11/3/18	at ECU	Special Teams
11/10/18	Tulsa	Special Teams
11/15/18	at SMU	Special Teams
11/23/18	Houston	Special Teams
12/1/18	at UCF	Special Teams
12/22/18	vs Wake Forest	Special Teams

#96

DEFENSIVE LINE

KHALIL JOHNSON

GRADUATED: MAY 2019

R-JUNIOR • 3L

6-5 • 285

DALLAS, TEXAS

KIMBALL HIGH SCHOOL

MAJOR: INTERDISCIPLINARY STUDIES

→ Graduated May 5, 2019 with a degree in interdisciplinary studies

CAREER

Played in 29 games with two starts as a redshirt-junior ... Tallied 11 tackles including one sack for eight yards against UConn ... Had four pass breakups and two quarterback hurries.

PERSONAL

Son of Tricia Roach and Reginald Johnson ... Has two older siblings, Tra and Trav, and a younger sister Gabby ... Born in Atlanta ... Interdisciplinary studies major.

JOHNSON'S CAREER DEFENSIVE STATISTICS

YR	G/S	UT	AT	TOT	PD	FR	FF	TFL	SK	INT	QBH
2016	2/0	1	0	1	1	0-0	0	1-1	0-0	0-0	0
2017	13/0	0	2	2	1	0-0	0	0-0	0-0	0-0	1
2018	14/2	4	4	8	2	0-0	1	1-8	1-8	0-0	1
Total	29/2	4	6	11	4	0-0	1	2-9	1-8	0-0	2

JOHNSON'S CAREER HIGHS

Tackles	2, at UCF, Dec. 1, 2018
Tackles for Loss	1, 2x, last vs UConn, Oct. 6, 2018
Sacks	1, vs UConn, Oct. 6, 2018
Forced Fumble	1, vs UConn, Oct. 6, 2018
Pass Break-Ups	1, 4x, last at ECU, Nov. 3, 2018
Quarterback Hurries	1, 2x, last at ECU, Nov. 3, 2018

JOHNSON'S GAME-BY-GAME DEFENSE

Date	Opponent	UT	AT	TT	TFL	SK	FR	FF	PD	INT	QBH
9/17/16	Kansas	0	0	0	0-0	0-0	0	0	0	0-0	0
9/24/16	BGSU	1	0	1	1-1	0-0	0	0	1	0-0	0
8/31/17	ULM	0	0	0	0-0	0-0	0	0	0	0-0	0


KEY DEPARTURES

JOHNSON'S GAME-BY-GAME DEFENSE

Date	Opponent	UT	AT	TT	TFL	SK	FR	FF	PD	INT	QBH
9/16/17	UCLA	0	0	0	0-0	0-0	0	0	0	0-0	0
9/23/17	SIU	0	0	0	0-0	0-0	0	0	0	0-0	0
9/30/17	at UCF	0	1	1	0-0	0-0	0	0	0	0-0	0
10/6/17	at UConn	0	0	0	0-0	0-0	0	0	1	0-0	1
10/14/17	Navy	0	0	0	0-0	0-0	0	0	0	0-0	0
10/19/17	at Houston	0	0	0	0-0	0-0	0	0	0	0-0	0
10/27/17	Tulane	0	0	0	0-0	0-0	0	0	0	0-0	0
11/3/17	at Tulsa	0	0	0	0-0	0-0	0	0	0	0-0	0
11/19/17	SMU	0	1	1	0-0	0-0	0	0	0	0-0	0
11/25/17	ECU	0	0	0	0-0	0-0	0	0	0	0-0	0
12/2/17	at UCF	0	0	0	0-0	0-0	0	0	0	0-0	0
12/30/17	vs Iowa St.	0	0	0	0-0	0-0	0	0	0	0-0	0
9/1/18	Mercer	0	0	0	0-0	0-0	0	0	0	0-0	0
9/8/18	at Navy	0	0	0	0-0	0-0	0	0	0	0-0	0
9/14/18*	Georgia St.	0	0	0	0-0	0-0	0	0	1	0-0	0
9/22/18	S. Alabama	0	0	0	0-0	0-0	0	0	0	0-0	0
9/28/18	at Tulane	1	0	1	0-0	0-0	0	0	0	0-0	0
10/6/18	UConn	1	0	1	1-8	1-8	0	1	0	0-0	0
10/13/18	UCF	1	0	1	0-0	0-0	0	0	0	0-0	0
10/20/18	at Missouri	1	0	1	0-0	0-0	0	0	0	0-0	0
11/3/18	at ECU	0	0	0	0-0	0-0	0	0	0	0-0	1
11/10/18	Tulsa	0	1	1	0-0	0-0	0	0	0	0-0	0
11/15/18	at SMU	0	1	1	0-0	0-0	0	0	0	0-0	0
11/23/18	Houston	0	0	0	0-0	0-0	0	0	0	0-0	0
12/1/18*	at UCF	0	2	2	0-0	0-0	0	0	0	0-0	0
12/22/18	vs Wake Forest	0	0	0	0-0	0-0	0	0	1	0-0	0

JOSEPH'S GAME-BY-GAME OFFENSIVE LINE

Date	Opponent	Position - Plays
11/25/17*	ECU	Right Tackle - 39/49
12/2/17*	at UCF	Right Tackle - 84/89
12/30/17*	vs Iowa State	Right Tackle - 59/59
9/1/18*	Mercer	Right Tackle - 54/86
9/8/18*	at Navy	Right Tackle - 49/49
9/14/18*	Georgia St.	Right Tackle - 55/62
9/22/18*	S. Alabama	Right Tackle - 73/76
9/28/18*	at Tulane	Right Tackle - 51/51
10/6/18*	UConn	Right Tackle - 50/59
10/13/18*	UCF	Right Tackle - 81/81
10/20/18*	at Missouri	Right Tackle - 78/81
11/3/18*	at ECU	Right Tackle - 74/82
11/10/18*	Tulsa	Right Tackle - 17/78
11/15/18*	at SMU	Right Tackle - 74/74
11/23/18*	Houston	Right Tackle - 91/92
12/1/18*	at UCF	Right Tackle - 37/75
12/22/18*	vs Wake Forest	Right Tackle - 82/82



#66 OFFENSIVE LINE

ROGER JOSEPH

GRADUATED: DECEMBER 2018

SENIOR • 2L

6-5 • 309

FORT LAUDERDALE, FLA.

BOYD ANDERSON HS/ELLSWORTH CC

MAJOR: MUSIC PRODUCTION

→ Graduated Dec. 16, 2018 with a degree in music production

CAREER

Appeared in 27 games over two seasons at Memphis, including all 14 games as a senior ... Transferred to Memphis from Ellsworth Community College ... Graduated from Memphis in December of 2018.

HONORS (ACADEMIC/ATHLETIC)

Tiger 3.0 Club for 2015 fall semester.

PERSONAL

Son of Adel Rose Prudent ... Birthday is December 10 ... Music production major.

JOSEPH'S CAREER OFFENSIVE LINE STATISTICS

YR	GAMES/STARTS	PLAYS/TOTAL TEAM PLAYS
2017	13/12	863/941
2018	14/14	868/1028
Total	27/26	1731/1969

JOSEPH'S CAREER HIGHS

Offensive Plays | 91, vs Houston, Nov. 23, 2018

JOSEPH'S GAME-BY-GAME OFFENSIVE LINE

Date	Opponent	Position - Plays
8/31/17	ULM	Right Tackle - 31/64
9/16/17*	UCLA	Right Tackle - 67/76
9/23/17*	SIU	Right Tackle - 29/72
9/30/17*	at UCF	Right Tackle - 61/73
10/6/17*	at UConn	Right Tackle - 74/100
10/14/17*	Navy	Right Tackle - 69/69
10/19/17*	at Houston	Right Tackle - 76/76
10/27/17*	Tulane	Right Tackle - 63/63
11/3/17*	at Tulsa	Right Tackle - 72/77
11/18/17*	SMU	Right Tackle - 69/74



#54 OFFENSIVE LINE

DREW KYSER

GRADUATED: DECEMBER 2018

SENIOR • 4L

6-5 • 309

OPELIKA, ALA.

OPELIKA HS

MAJOR: HISTORY

- 2016, 2017, 2018 Rimington Trophy Watch Lists
- Graduated Dec. 16, 2018 with a degree in history
- Semifinalist for NFF Campbell Trophy (2018)

CAREER

Leader of the offensive line at the center position for all four years of his Memphis career ... Played in 53 games with 52 starts ... Member of the offensive line for the four most prolific offenses in school history ... Had been a part of the 2015, 2016, 2017 and 2018 offenses that combined for 26,599 yards and scored 268 touchdowns ... The four offenses combined to score on 83.7 percent (212-of-253) of its trips inside the red zone.

HONORS (ACADEMIC/ATHLETIC)

Two-time American Athletic Conference All-Academic Team (2015-16, 2017-18) ... Dean's List for the 2018 spring semester ... Tiger 3.0 Club for the 2015 fall, 2016 spring, 2017 fall and 2018 spring semesters ... Named to the 2016, 2017 and 2018 Rimington Watch Lists ... Award given annually to the nation's top center ... 2018 Semifinalist for NFF Campbell Trophy.

PERSONAL

Son of Todd and Stacy Kyser ... Has an older sister, Anna, and two younger sisters, Sarah Kent and Mary Kathryn ... Birthday is October 4 ... History major.

KYSER'S CAREER OFFENSIVE LINE STATISTICS

YR	GAMES/STARTS	PLAYS/TOTAL TEAM PLAYS
2015	13/12	965/1024
2016	13/13	924/964
2017	13/13	901/941
2018	14/14	972/1028
Total	53/52	3762/3957

KYSER'S CAREER HIGHS

Offensive Plays | 94, vs Ole Miss, Oct. 17, 2015

KEY DEPARTURES

KYSER'S GAME-BY-GAME OFFENSIVE LINE

Date	Opponent	Position - Plays
9/5/15*	Missouri St	Center - 63/81
9/12/15	at Kansas	Center - 66/79
9/19/15*	at Bowling Green	Center - 90/90
9/24/15*	Cincinnati	Center - 73/73
10/2/15*	at USF	Center - 72/72
10/17/15*	Ole Miss	Center - 94/94
10/23/15*	at Tulsa	Center - 82/96
10/31/15*	Tulane	Center - 79/83
11/7/15*	Navy	Center - 73/73
11/14/15*	at Houston	Center - 72/86
11/21/15*	at Temple	Center - 69/69
11/28/15*	SMU	Center - 64/64
12/30/15*	vs Auburn	Center - 68/68
9/3/16*	SEMO	Center - 73/73
9/17/16*	Kansas	Center - 62/72
9/24/16*	Bowling Green	Center - 51/77
10/1/16*	Ole Miss	Center - 78/78
10/6/16*	Temple	Center - 58/58
10/14/16*	at Tulane	Center - 67/67
10/22/16*	at Navy	Center - 71/71
10/29/16*	Tulsa	Center - 82/82
11/5/16*	at SMU	Center - 68/72
11/12/16*	USF	Center - 81/81
11/18/16*	at Cincinnati	Center - 73/73
11/25/16*	Houston	Center - 79/79
12/20/16*	vs W. Kentucky	Center - 81/81
8/31/17*	ULM	Center - 64/64
9/16/17*	UCLA	Center - 76/76
9/23/17*	SIU	Center - 72/72
9/20/17*	at UCF	Center - 73/73
10/6/17*	at UConn	Center - 86/100
10/14/17*	Navy	Center - 69/69
10/19/17*	at Houston	Center - 76/76
10/27/17*	Tulane	Center - 63/63
11/3/17*	at Tulsa	Center - 72/77
11/18/17*	SMU	Center - 69/74
11/25/17*	ECU	Center - 39/49
12/2/17*	at UCF	Center - 89/89
12/30/17*	vs Iowa State	Center - 59/59
9/1/18*	Mercer	Center - 53/86
9/8/18*	at Navy	Center - 49/49
9/14/18*	Georgia St.	Center - 55/62
9/22/18*	S. Alabama	Center - 76/76
9/28/18*	at Tulane	Center - 51/51
10/6/18*	UConn	Center - 50/59
10/13/18*	UCF	Center - 81/81
10/20/18*	at Missouri	Center - 81/81
11/3/18*	at ECU	Center - 82/82
11/10/18*	Tulsa	Center - 71/78
11/15/18*	at SMU	Center - 74/74
11/23/18*	Houston	Center - 92/92
12/1/18*	at UCF	Center - 75/75
12/22/18*	vs Wake Forest	Center - 82/82

#98

DEFENSIVE LINE

BRANDON MURPHY

GRADUATED: MAY 2018

GRADUATE STUDENT • 1L

6-6 • 291

MONTGOMERY, ALA.

INDIANA STATE

MAJOR: SPORT AND LEISURE COMMERCE

→ Graduated in May 2018 with a degree in communications from Indiana State

CAREER

Did not see game action ... Transferred to Memphis from Indiana State ... Had never played football ... Basketball player in high school and at Indiana State ... Graduated with a degree in communications from Indiana State in May 2018.

HONORS (ACADEMIC/ATHLETIC)

2015-16 Missouri Valley Conference Scholar-Athlete Team.

PERSONAL

Son of Shirley Blackmon and Charles Murphy ... Birthday is February 4 ... Sport and leisure commerce major.

#98

OFFENSIVE LINE

BRYTAIN PEDDY

R-JUNIOR • 3L

6-3 • 310

MUNFORD, TENN.

MUNFORD HS

MAJOR: MANAGEMENT

CAREER

Played in 15 games and 77 total snaps ... Had two tackles as a member of the special teams unit ... Redshirted the 2015 season.

HONORS (ACADEMIC/ATHLETIC)

Tiger 3.0 Club for 2018 spring semester.

PERSONAL

Son of Mark and LeeAnn Castellaw ... Born October 4 in Baton Rouge, Louisiana ... Has one older sister, Haleigh ... Management major.

PEDDY'S CAREER OFFENSIVE LINE STATISTICS

YR	GAMES/STARTS	PLAYS/TOTAL TEAM PLAYS
2016	1/0	9/77
2017	13/0	34/941
2018	1/0	34/86
Total	15/0	77/1104

PEDDY'S CAREER HIGHS

Offensive Plays	34, vs Mercer, Sept. 1, 2018
-----------------	------------------------------

PEDDY'S GAME-BY-GAME OFFENSIVE LINE

Date	Opponent	Position - Plays
9/24/16	Bowling Green	Left Guard - 9/77
10/6/17	at UConn	Left Guard - 14/100
11/3/17	at Tulsa	Left Guard - 5/77
11/18/17	SMU	Left Guard - 5/74
11/25/17	ECU	Left Guard - 10/49
12/2/17	at UCF	Special Teams
12/30/17	vs ISU	Special Teams
9/1/18	Mercer	Right Guard - 34/86

PEDDY'S CAREER DEFENSIVE STATISTICS

YR	G/S	UT	AT	TOT	PD	FR	FF	TFL	SK	INT	QBH
2016	1/0	0	0	0	0	0-0	0	0-0	0-0	0-0	0
2017	13/0	1	1	2	0	0-0	0	0-0	0-0	0-0	0
Total	14/0	1	1	2	0	0-0	0	0-0	0-0	0-0	0

KEY DEPARTURES



#1 **RUNNING BACK**
TONY POLLARD
 GRADUATED: DECEMBER 2018
 JUNIOR • 3L
 6-0 • 208
 MEMPHIS, TENN.
 MELROSE HS
MAJOR: SPORT AND LEISURE MANAGEMENT

- Drafted 128th overall by the Dallas Cowboys
- All-time NCAA Kickoff Return Touchdown Leader (seven TDs)
- Maxwell Award Watch List (2018); Paul Hornung Award Watch List (2018)
- Joey Allison Special Teams Player of the Year (Highland Hundred-2018)
- Graduated Dec. 16, 2018 with a degree in sport and leisure management
 - NCAA Statistical Champion in Kick Return Yards (2017 - 40.0 ypr)
 - Walter Camp First Team All-American (2017)
 - FWAAs First Team All-American (2017)
 - Phil Steele First Team All-American (2017)
- Sports Illustrated All-America, Second Team (2017)
- AAC Special Teams Player of the Year (2016, 2017)
 - AAC First Team All-Conference (2016, 2017)
 - Paul Hornung Award Watch List (2017)
 - AAC Special Teams Player of the Week (9/4/17)
- Football Writers Association of America (FWAA) Freshman All-American (2016)
 - USA Today Freshman All-American (2016)

CAREER

One of college football's most electrifying performers ... One of the nation's top kick returners ... Also saw action at RB and WR ... Tied the NCAA record with his seventh kickoff return for a touchdown in the 2018 Birmingham Bowl ... Saw action in 40 games, making 27 starts ... Had 87 kick returns for 2,616 yards and seven touchdowns ... His seven kick-return touchdowns are a school record ... His 2,616 kickoff return yards are the most in program history ... Three of his seven kick returns for TD were 100 yards ... His 30.1 kick-return average is tops in program history ... A run/receive threat, had 941 rushing yards on 139 carries and 1,292 receiving yards on 104 receptions ... Had 4,860 all-purpose yards, the second-most in school history.

HONORS (ACADEMIC/ATHLETIC)

2018 Maxwell Award Watch List ... 2018 Paul Hornung Award Watch List ... Dean's List for 2017 fall semester ... Tiger 3.0 Club for 2017 fall semester ... 2017 All-America first team by Walter Camp, Football Writers Association of America (FWAA) and Phil Steele ... 2017 All-America second team by Sports Illustrated ... Two-time American Athletic Conference Special Teams Player of the Year (2016, 2017) ... Two-time All-American Athletic Conference first team (2016, 2017) ... 2017 Paul Hornung Award Watch List ... American Athletic Conference Special Teams Player of the Week (Sept. 4, 2017) ... 2016 Freshman All-America pick by USA Today

and FWAAs ... 2015-16 American Athletic Conference All-Academic Team

PERSONAL

Son of Torria and Tarrance Pollard ... Has two siblings, Tneshia and Terriion ... Born April 30 ... Sport and leisure management major.

POLLARD'S CAREER RUSHING STATISTICS

YR	G/S	NO	YDS	AVG/R	TD	LG	AVG/G
2016	13/8	31	159	5.1	1	19	12.2
2017	13/10	30	230	7.7	2	66	17.7
2018	14/9	78	552	7.1	6	41	39.4
Total	40/27	139	941	6.8	9	66	23.5

POLLARD'S CAREER RECEIVING STATISTICS

YR	G/S	NO	YDS	AVG/C	TD	LG	REC/G	AVG/G
2016	13/8	29	298	10.3	2	45	2.2	22.9
2017	13/10	36	536	14.9	4	59	2.8	41.2
2018	14/9	39	458	11.7	3	44	2.8	32.7
Total	40/27	104	1292	12.4	9	59	2.6	32.3

POLLARD'S CAREER KICK RETURN STATISTICS

YR	G/S	NO	YDS	TD	LG	AVG/R	AVG/G
2016	13/8	38	1068	2	100	28.1	82.2
2017	13/10	22	881	4	100	40.0	67.8
2018	14/9	27	667	1	97	24.7	47.6
Total	40/27	87	2616	7	100	30.1	65.4

POLLARD'S CAREER PUNT RETURN STATISTICS

YR	G/S	NO	YDS	TD	LG	AVG/R	AVG/G
2016	13/8	1	9	0	0	9.0	0.7
2017	13/10	1	2	0	2	2.0	0.2
2018	14/9	0	0	0	0	0.0	0.0
Total	40/27	2	11	0	2	5.5	0.3

POLLARD'S CAREER HIGHS

Receptions	9, at Houston, Oct. 19, 2017
Receiving Yards	116, vs Houston, Nov. 23, 2018
Receiving TD	1, 9x, last at Missouri, Oct. 20, 2018
Long Reception	59, at Tulsa, Nov. 3, 2017
Rushes	17, vs Wake Forest, Dec. 22, 2018
Rushing Yards	109, vs Wake Forest, Dec. 22, 2018
Long Rush	66, at UCF, Dec. 2, 2017
Rushing TD	2, at ECU, Nov. 3, 2018
Kickoff Returns	7, 2x, last UCF, Dec. 1, 2018
Long Kick Return	100, 3x, last vs ECU, Nov. 27, 2017
Kick Return TD	1, 7x, last vs Wake Forest, Dec. 22, 2018
Punt Returns	1, 2x, last vs Iowa State, Dec. 30, 2017
Long Punt Return	8, vs SEMO, Sept. 3, 2016
Punts Blocked	1, vs SEMO, Sept. 3, 2016

POLLARD'S GAME-BY-GAME RUSHING

Date	Opponent	No	Yds	Avg	TD	LG
9/3/16	SEMO	3	5	1.7	0	3
9/17/16	Kansas	5	40	8.0	1	14
9/24/16*	Bowling Green	1	19	19.0	0	19
10/1/16	at Ole Miss	0	0	0.0	0	0
10/6/16*	Temple	0	0	0.0	0	0
10/14/16*	at Tulane	1	11	11.0	0	11
10/22/16	at Navy	2	15	7.5	0	10
10/29/16*	Tulsa	1	2	2.0	0	2
11/5/16*	at SMU	6	26	4.3	0	9
11/12/16*	USF	0	0	0.0	0	0
11/18/16	at Cincinnati	9	37	4.1	0	12
11/25/16*	Houston	1	-1	-1.0	0	-1
12/20/16*	vs W. Kentucky	2	5	2.5	0	4
8/31/17*	ULM	2	8	4.0	0	5
9/16/17	UCLA	1	-2	-2.0	0	0
9/23/17*	SIU	0	0	0.0	0	0
9/30/17*	at UCF	4	9	2.3	0	7
10/6/17*	at UConn	6	30	5.0	0	14
10/14/17	Navy	3	5	1.7	0	6
10/19/17*	at Houston	0	0	0.0	0	0

KEY DEPARTURES

POLLARD'S GAME-BY-GAME RUSHING

Date	Opponent	No	Yds	Avg	TD	LG
10/27/17*	Tulane	3	76	25.3	1	58
11/3/17	at Tulsa	4	9	2.3	0	3
11/18/17*	SMU	3	16	5.3	0	7
11/25/17*	ECU	0	0	0.0	0	0
12/2/17*	at UCF	3	71	23.7	1	66
12/30/17	vs Iowa State	1	8	8.0	0	8
9/1/18*	Mercer	1	5	5.0	0	5
9/8/18	at Navy	1	6	6.0	0	6
9/14/18*	Georgia St.	4	22	5.5	0	9
9/22/18*	S. Alabama	3	30	10.0	1	16
9/28/18*	at Tulane	1	0	0.0	0	0
10/6/18*	UConn	3	20	6.6	0	12
10/13/18	UCF	5	29	5.8	1	19
10/20/18*	at Missouri	8	75	9.4	0	21
11/3/18	at ECU	9	89	9.9	2	41
11/10/18*	Tulsa	6	13	2.2	0	5
11/15/18	at SMU	3	26	8.7	0	21
11/23/18*	Houston	11	83	7.5	1	24
12/1/18*	at UCF	6	45	7.5	0	21
12/22/18	vs Wake Forest	17	109	6.4	1	41

POLLARD'S GAME-BY-GAME RECEIVING

Date	Opponent	No	Yds	Avg	TD	LG
9/3/16	SEMO	0	0	0.0	0	0
9/17/16	Kansas	0	0	0.0	0	0
9/24/16*	Bowling Green	4	57	14.3	1	21
10/1/16	at Ole Miss	1	8	8.0	0	8
10/6/16*	Temple	1	8	8.0	0	8
10/14/16*	at Tulane	3	24	8.0	0	22
10/22/16	at Navy	4	26	6.5	0	13
10/29/16*	Tulsa	1	6	6.0	0	6
11/5/16*	at SMU	3	23	7.7	0	9
11/12/16*	USF	2	20	10.0	0	12
11/18/16	at Cincinnati	2	13	6.5	0	9
11/25/16*	Houston	2	8	4.0	0	6
12/20/16*	vs W. Kentucky	4	81	20.3	1	45
8/31/17*	ULM	3	14	4.7	0	7
9/16/17	UCLA	1	42	42.0	1	42
9/23/17*	SIU	0	0	0.0	0	0
9/30/17*	at UCF	3	75	25.0	0	35
10/6/17*	at UConn	1	14	14.0	1	14
10/14/17	Navy	3	55	18.3	0	33
10/22/17*	at Houston	9	91	10.1	0	25
10/27/17*	Tulane	4	42	10.5	0	22
11/3/17	at Tulsa	2	61	30.5	1	59
11/18/17*	SMU	1	21	21.0	0	21
11/25/17*	ECU	1	14	14.0	0	14
12/2/17*	at UCF	6	72	12.0	1	29
12/30/17	vs Iowa State	2	35	17.5	0	30
9/1/18*	Mercer	2	8	4.0	0	6
9/8/18	at Navy	0	0	0.0	0	0
9/14/18*	Georgia St.	3	42	14.0	1	21
9/22/18*	S. Alabama	3	22	7.3	0	14
9/28/18*	at Tulane	2	30	15.0	1	28
10/6/18*	UConn	4	44	11.0	0	18
10/13/18	UCF	6	45	9.0	0	13
10/20/18*	at Missouri	2	44	22.0	1	30
11/3/18	at SMU	3	30	10.0	0	13
11/10/18*	Tulsa	3	53	17.7	0	21
11/15/18	at SMU	1	18	18.0	0	18
11/23/18*	Houston	8	116	14.5	0	44
12/1/18*	at UCF	2	6	3.0	0	4
12/22/18	vs Wake Forest	0	0	0.0	0	0

POLLARD'S GAME-BY-GAME KICKOFF RETURNS


Date	Opponent	No	Yds	Avg	TD	LG
9/3/16	SEMO	2	63	31.5	0	38
9/17/16	Kansas	0	0	0.0	0	0
9/24/16*	Bowling Green	1	39	39.0	0	39
10/1/16	at Ole Miss	5	114	22.8	0	36
10/6/16*	Temple	4	141	35.3	1	95
10/14/16*	at Tulane	1	35	35.0	0	35
10/22/16	at Navy	3	134	44.7	1	100
10/29/16*	Tulsa	6	161	26.8	0	31
11/5/16*	at SMU	0	0	0.0	0	0

POLLARD'S GAME-BY-GAME KICKOFF RETURNS

Date	Opponent	No	Yds	Avg	TD	LG
11/12/16*	USF	7	174	24.9	0	36
11/18/16	at Cincinnati	1	24	24.0	0	24
11/25/16*	Houston	5	108	21.6	0	30
12/20/16*	vs W. Kentucky	3	75	25.0	0	30
8/31/17*	ULM	2	144	72.0	1	99
9/16/17	UCLA	3	67	22.3	0	24
9/23/17*	SIU	3	148	49.3	1	100
9/30/17*	at UCF	2	40	20.0	0	22
10/6/17*	at UConn	2	73	36.5	0	50
10/14/17	Navy	0	0	0.0	0	0
10/19/17*	at Houston	2	115	57.5	1	93
10/27/17*	Tulane	0	0	0.0	0	0
11/3/17	at Tulsa	1	30	30.0	0	30
11/18/17*	SMU	1	34	34.0	0	34
11/25/17*	ECU	1	100	100.0	1	100
12/2/17*	at UCF	2	55	27.5	0	32
12/30/17	vs Iowa State	3	75	25.0	0	29
9/1/18*	Mercer	1	-2	-2.0	0	0
9/8/18	at Navy	0	0	0.0	0	0
9/14/18*	Georgia St.	0	0	0.0	0	0
9/22/18*	S. Alabama	0	0	0.0	0	0
9/28/18*	at Tulane	1	19	19.0	0	19
10/6/18*	UConn	2	66	33.0	0	34
10/13/18	UCF	2	52	26.0	0	30
10/20/18*	at Missouri	1	11	11.0	0	11
11/3/18	at ECU	2	40	20.0	0	20
11/10/18*	Tulsa	3	72	24.0	0	31
11/15/18	at SMU	1	11	11.0	0	11
11/23/18*	Houston	1	37	37.0	0	37
12/1/18*	at UCF	7	152	21.7	0	31
12/22/18	vs Wake Forest	6	209	34.8	1	97

POLLARD'S GAME-BY-GAME PUNT RETURNS

Date	Opponent	No	Yds	Avg	TD	LG
9/3/16	SEMO	1	8	8.0	0	8
12/30/17	vs Iowa State	1	2	2.0	0	2



#81 WIDE RECEIVER

MECHANE SLADE

GRADUATED: MAY 2019

R-JUNIOR • 3L

5-9 • 170

ROSWELL, GA.

ROSWELL HS

MAJOR: SPORT AND LEISURE MANAGEMENT

→ Graduated May 5, 2019 with a degree in sport and leisure management

CAREER

Saw action in 28 games ... Had 27 receptions for 241 yards ... Had seven multi-catch games ... Redshirted the 2015 season.

HONORS (ACADEMIC/ATHLETIC)

Tiger 3.0 Club for the 2016 spring semester.

PERSONAL

Son of Natie Ramos ... Has an older sister, Natisha ... Born March 19 in Bridgeport, Connecticut ... Sport and leisure management major.

SLADE'S CAREER RUSHING STATISTICS

YR	G/S	NO	YDS	AVG/R	TD	LG	AVG/G
2016	5/0	0	0	0.0	0	0	0.0
2017	10/0	1	20	20.0	0	20	2.0
2018	13/0	1	-4	-4.0	0	-4.0	-0.3
Total	28/0	2	16	8.0	0	20	0.6

SLADE'S CAREER RECEIVING STATISTICS

YR	G/S	NO	YDS	AVG/C	TD	LG	REC/G	AVG/G
2016	5/0	4	27	6.8	0	9	0.8	5.4
2017	10/0	9	89	9.9	1	19	0.9	8.9

KEY DEPARTURES

SLADE'S CAREER RECEIVING STATISTICS

YR	G/S	NO	YDS	AVG/C	TD	LG	REC/G	AVG/G
2018	13/0	14	125	8.9	1	24	1.1	9.6
Total	28/0	27	241	8.9	2	24	1.0	8.6

SLADE'S CAREER KICK RETURN STATISTICS

YR	G/S	NO	YDS	TD	LG	AVG/R	AVG/G
2016	5/0	0	0	0	0	0.0	0.0
2017	10/0	0	0	0	0	0.0	0.0
2018	13/0	4	75	0	28	18.8	5.8
Total	28/0	4	75	0	28	18.8	2.7

SLADE'S CAREER HIGHS

Receptions	4, at UConn, Oct 6, 2017
Receiving Yards	39, vs Georgia State, Sept. 14, 2018
Receiving TD	1, 2x, last vs Georgia State, Sept. 14, 2018
Long Reception	24, vs Georgia State, Sept. 14, 2018
Rushes	1, 2x, last vs UConn, Oct. 6, 2018
Rushing Yards	20, vs SMU, Nov. 18, 2017
Long Rush	20, vs SMU, Nov. 18, 2017
Kickoff Returns	2, vs Mercer, Sept. 1, 2018
Long Kick Return	28, vs Mercer, Sept. 1, 2018

SLADE'S GAME-BY-GAME RUSHING

Date	Opponent	No	Yds	Avg	TD	LG
11/18/17	SMU	1	20	20.0	0	20
10/6/18	UConn	1	-4	-4.0	0	0

SLADE'S GAME-BY-GAME RECEIVING

Date	Opponent	No	Yds	Avg	TD	LG
9/3/16	SEMO	3	21	7.0	0	9
9/17/16	Kansas					Did Not Play
9/24/16	Bowling Green	0	0	0.0	0	0
10/1/16	at Ole Miss					Did Not Play
10/6/16	Temple					Did Not Play
10/14/16	at Tulane					Did Not Play
10/22/16	at Navy					Did Not Play
10/29/16	Tulsa	0	0	0.0	0	0
11/5/16	at SMU	1	6	6.0	0	6
11/12/16	USF	0	0	0.0	0	0
11/18/16	at Cincinnati					Did Not Play
11/25/16	Houston					Did Not Play
12/20/16	vs W. Kentucky					Did Not Play
8/31/17	ULM	0	0	0.0	0	0
9/16/17	UCLA	0	0	0.0	0	0
9/23/17	SIU					Did Not Play
9/30/17	at UCF	1	15	15.0	0	15
10/6/17	at UConn	4	36	9.0	1	19
10/14/17	Navy					Did Not Play
10/19/17	at Houston					Did Not Play
10/27/17	Tulane	0	0	0.0	0	0
11/3/17	at Tulsa	1	12	12.0	0	12
11/18/17	SMU	2	18	9.0	0	11
11/25/17	ECU	0	0	0.0	0	0
12/2/17	at UCF	0	0	0.0	0	0
12/30/17	vs Iowa State	1	8	8.0	0	8
9/1/18	Mercer	2	20	10.0	0	12
9/8/18	at Navy	0	0	0.0	0	0
9/14/18	Georgia St.	3	39	13.0	1	24
9/22/18	S. Alabama	1	5	5.0	0	5
9/28/18	at Tulane					Did Not Play
10/6/18	UConn	0	0	0.0	0	0
10/13/18	UCF	0	0	0.0	0	0
10/20/18	at Missouri	0	0	0.0	0	0
11/3/18	at ECU	0	0	0.0	0	0
11/10/18	Tulsa	0	0	0.0	0	0
11/15/18	at SMU	1	3	3.0	0	3
11/23/18	Houston	3	30	10.0	0	17
12/1/18	at UCF	2	19	9.5	0	15
12/22/18	vs Wake Forest	2	9	4.5	0	7

SLADE'S GAME-BY-GAME KICKOFF RETURNS

Date	Opponent	No	Yds	Avg	TD	LG
9/1/18	Mercer	2	45	22.5	0	28
10/20/18	at Missouri	1	15	15.0	0	15

SLADE'S GAME-BY-GAME KICKOFF RETURNS

Date	Opponent	No	Yds	Avg	TD	LG
11/23/18	Houston	1	15	15.0	0	15



#72

OFFENSIVE LINE

TREVON TATE

GRADUATED: MAY 2019

SENIOR • 4L

6-4 • 295

HOUSTON, TEXAS

NORTH SHORE HS

MAJOR: INTERDISCIPLINARY STUDIES

→ American Athletic Conference Second Team All-Conference (2018)

→ American Athletic Conference First Team All-Conference (2017)

→ Issac Bruce Offensive Player of the Year (Highland Hundred-2018)

→ Graduated May 5, 2019 with a degree in interdisciplinary studies

CAREER

Played in 53 games, making 48 starts ... Played nearly exclusively at left tackle the last three years ... Played in over 3,400 snaps ... Had played every snap of a game 30 times ... Had been a part of the 2015, 2016, 2017 and 2018 offenses that combined for 26,599 yards and scored 268 touchdowns ... The four offenses combined to score on 83.7 percent (212-of-253) of its trips inside the red zone.

HONORS (ACADEMIC/ATHLETIC)

2018 All-American Athletic Conference second team ... 2018 Issac Bruce Offensive Player of the Year (Highland Hundred) ... 2017 All-American Athletic Conference first team.

PERSONAL

Son of Paula Thomas-Smith and Gilbert Smith ... Born March 13 in Channelview, Texas ... Has two siblings, Melicia Terrell and LaKena Smith ... Interdisciplinary studies major.

TATE'S CAREER OFFENSIVE LINE STATISTICS

YR	GAMES/STARTS	PLAYS/TOTAL TEAM PLAYS
2015	13/10	708/955
2016	13/11	889/964
2017	13/13	899/941
2018	14/14	946/1028
Total	53/48	3442/3888

TATE'S CAREER HIGHS

Offensive Plays | 94, vs Ole Miss, Oct. 17, 2015

TATE'S GAME-BY-GAME OFFENSIVE LINE

Date	Opponent	Position - Plays
9/5/15	Missouri St	Right Tackle - 24/81
9/12/15	at Kansas	Right Tackle - 50/79
9/19/15*	at BGSU	Right Tackle - 39/90
9/24/15*	Cincinnati	Right Tackle - 40/73
10/2/15	at USF	Right Tackle - 65/72
10/17/15*	Ole Miss	Right Tackle - 94/94
10/23/15*	at Tulsa	Right Tackle - 58/96
10/31/15*	Tulane	Right Tackle - 79/83
11/7/15	Navy	Did Not Play
11/14/15*	at Houston	Right Tackle - 86/86
11/21/15*	at Temple	Right Tackle - 69/69
11/28/15*	SMU	Right Tackle - 46/64

KEY DEPARTURES

TATE'S GAME-BY-GAME OFFENSIVE LINE

Date	Opponent	Position - Plays
12/30/15*	vs Auburn	Right Tackle - 68/68
9/3/16	SEMO	Right Tackle & Left Tackle - 52/73
9/17/16*	Kansas	Left Tackle - 62/72
9/24/16*	Bowling Green	Left Tackle - 51/72
10/1/16*	at Ole Miss	Left Tackle - 78/78
10/6/16*	Temple	Left Tackle - 58/58
10/14/16*	at Tulane	Left Tackle - 67/67
10/22/16*	at Navy	Left Tackle - 71/71
10/29/16*	Tulsa	Left Tackle - 82/82
11/5/16*	at SMU	Left Tackle - 55/72
11/12/16*	USF	Left Tackle - 81/81
11/18/16*	at Cincinnati	Left Tackle - 73/73
11/25/16*	Houston	Left Tackle - 79/79
12/20/16*	vs W. Kentucky	Left Tackle - 80/81
8/31/17*	ULM	Left Tackle - 64/64
9/16/17*	UCLA	Left Tackle - 76/76
9/23/17*	SIU	Left Tackle - 72/72
9/30/17*	at UCF	Left Tackle - 73/73
10/6/17*	at UConn	Left Tackle - 78/100
10/14/17*	Navy	Left Tackle - 69/69
10/19/17*	at Houston	Left Tackle - 76/76
10/27/17*	Tulane	Left Tackle - 63/63
11/3/17*	at Tulsa	Left Tackle - 72/77
11/18/17*	SMU	Left Tackle - 69/74
11/25/17*	ECU	Left Tackle - 39/49
12/2/17*	at UCF	Left Tackle - 89/89
12/30/17*	vs Iowa State	Left Tackle - 59/59
9/1/18*	Mercer	Left Tackle - 53/86
9/8/18*	at Navy	Left Tackle - 49/49
9/14/18*	Georgia St.	Left Tackle - 55/62
9/22/18*	S. Alabama	Left Tackle - 74/76 & Right Tackle - 2/76
9/28/18*	at Tulane	Left Tackle - 51/51
10/6/18*	UConn	Left Tackle - 50/59
10/13/18*	UCF	Left Tackle - 81/81
10/20/18*	at Missouri	Left Tackle - 78/81
11/3/18*	at ECU	Left Tackle - 82/82
11/10/18*	Tulsa	Left Tackle - 68/78
11/15/18*	at SMU	Left Tackle - 74/74
11/23/18*	Houston	Left Tackle - 92/92
12/1/18*	at UCF	Left Tackle - 75/75
12/22/18*	vs Wake Forest	Left Tackle - 82/82

WINDHAM'S CAREER HIGHS

Sacks	1, at Houston, Oct. 19, 2018
Forced Fumble	2, at UConn, Oct. 6, 2017
Fumble Recovery	1, at UConn, Oct. 6, 2017
Pass Break-Ups	2, 4x, last at UCF, Dec. 2, 2017
Interceptions	1, 3x, last at SMU, Nov. 15, 2018
Interception Ret. Yds	18, at SMU, Nov. 15, 2018

WINDHAM'S GAME-BY-GAME DEFENSE

Date	Opponent	UT	AT	TT	TFL	SK	FR	FF	PD	INT	QBH	
8/31/17	ULM	1	0	1	0-0	0-0	0	0	1	0-0	0	
9/16/17*	UCLA	3	0	3	1-3	0-0	0	0	2	0-0	0	
9/23/17	SIU	Did Not Play										
9/30/17*	at UCF	1	2	3	0-0	0-0	0	0	0	0-0	0	
10/6/17*	at UConn	4	1	5	0-0	0-0	2	1	0	0-0	0	
10/14/17*	Navy	1	0	1	0-0	0-0	0	0	0	0-0	0	
10/19/17*	at Houston	5	1	6	2-14	1-11	1	0	2	0-0	0	
10/27/17*	Tulane	1	0	1	0-0	0-0	0	0	0	0-0	0	
11/3/17*	at Tulsa	4	0	4	0-0	0-0	0	0	1	0-0	0	
11/18/17*	SMU	2	1	3	0-0	0-0	0	0	2	0-0	0	
11/25/17*	ECU	2	2	4	0-0	0-0	0	0	0	0-0	0	
12/2/17*	at UCF	4	0	4	0-0	0-0	0	0	2	1-2	0	
12/30/17*	vs Iowa St.	1	0	1	0-0	0-0	0	0	1	0-0	0	
9/1/18*	Mercer	1	1	2	0-0	0-0	0	0	0	0-0	0	
9/8/18*	at Navy	4	1	5	0-0	0-0	0	0	0	0-0	0	
9/14/18*	Georgia St.	5	1	6	0-0	0-0	0	0	1	1-1	0	
9/22/18*	S. Alabama	4	4	8	1-4	0-0	0	0	1	0-0	0	
9/28/18	at Tulane	Did Not Play										
10/6/18*	UConn	4	0	4	2-3	0-0	0	0	0	0-0	0	
10/13/18*	UCF	3	0	3	0-0	0-0	0	0	1	0-0	0	
10/20/18	at Missouri	Did Not Play										
11/3/18	at ECU	1	2	3	0-0	0-0	0	0	0	0-0	0	
11/10/18*	Tulsa	1	0	1	1-3	0-0	0	0	1	0-0	0	
11/15/18*	at SMU	4	4	8	0-0	0-0	0	0	2	1-18	0	
11/23/18*	Houston	7	0	7	0-0	0-0	0	0	1	0-0	0	
12/1/18*	at UCF	3	1	4	0-0	0-0	0	0	0	0-0	0	
12/22/18*	vs Wake Forest	0	0	0	0-0	0-0	0	0	0	0-0	0	

#24

DEFENSIVE BACK

TITO WINDHAM

GRADUATED: DECEMBER 2018

SENIOR • 2L

5-9 • 185

GULFPORT, MISS.

HARRISON CENTRAL HS/NW MISSISSIPPI CC

MAJOR: ORGANIZATIONAL LEADERSHIP

→ Graduated Dec. 16, 2018 with a degree in organizational leadership

CAREER

Appeared in 24 games with 22 starts ... Finished with 87 tackles (14 solo) and 18 pass deflections ... Had three interceptions, seven tackles for loss, one sack and three forced fumbles ... Prior to 2017, transferred to Memphis from Northwest Mississippi Community College.

PERSONAL

Son of Tito Windham Sr., and Tawana Bender ... Birthday is September 17 ... Organizational leadership major.

WINDHAM'S CAREER DEFENSIVE STATISTICS

YR	G/S	UT	AT	TOT	PD	FR	FF	TFL	SK	INT	QBH
2017	12/11	29	7	36	11	1-0	3	3-17	1-11	1-2	0
2018	12/11	37	14	51	7	0-0	0	4-10	0-0	2-19	0
Total	24/22	66	21	87	18	1-0	3	7-27	1-11	3-21	0

WINDHAM'S CAREER HIGHS

Tackles	8, 2x, last vs South Alabama, Sept. 22, 2018
Tackles for Loss	2, 2x, last vs UConn, Oct. 6, 2018

SCORING RECORDS

**Records included are modern day records (1947-Present)

INDIVIDUAL SINGLE GAME

MOST POINTS SCORED (MIN. 18)

RK	PTS	PLAYER VS OPPONENT	YEAR
T1	24	Patrick Taylor Jr. at Houston	2017
T1	24	Anthony Miller at UConn	2017
T1	24	Curtis Steele vs Tulsa	2009
T1	24	DeAngelo Williams vs Chattanooga	2004
T1	24	DeAngelo Williams vs Houston	2004
T1	24	DeAngelo Williams vs ECU	2004
T1	24	Dante Brown vs Houston	2001
T8	18	Darrell Henderson at Navy	2018
T8	18	Darrell Henderson vs UConn	2018
T8	18	Patrick Taylor Jr. vs UConn	2018
T8	18	Darrell Henderson at UCF	2018
T8	18	Riley Ferguson vs SMU	2017
T8	18	Anthony Miller vs Western Kentucky	2016
T8	18	Jamarius Henderson at Tulsa	2015
T8	18	Brandon Hayes vs Tulsa	2014
T8	18	Paxton Lynch vs BYU	2014
T8	18	Sam Craft vs Temple	2013
T8	18	Brandon Hayes vs UAB	2012
T8	18	Steven Black vs Tulane	2008
T8	18	Carlos Singleton vs SMU	2007
T8	18	Joseph Doss vs UTEP	2006
T8	18	DeAngelo Williams vs Chattanooga	2005
T8	18	DeAngelo Williams vs Tulsa	2005
T8	18	DeAngelo Williams vs Akron	2005
T8	18	DeAngelo Williams vs Ole Miss	2003
T8	18	DeAngelo Williams vs Tennessee Tech	2003
T8	18	Ryan White vs UAB	1999
T8	18	Gerard Arnold vs Tulane	1999
T8	18	Gerard Arnold vs Arkansas State	1997
T8	18	Russell Copeland vs Tennessee	1992
T8	18	John Martin vs Tulane	1992
T8	18	Larry Porter vs Arkansas State	1990
T8	18	Billy Moody vs Louisville	1987
T8	18	Jeff Womack vs Southwestern Louisiana	1985
T8	18	Paul Gowen vs Cincinnati	1971
T8	18	Stan Davis vs Ole Miss	1971
T8	18	Jay McCoy vs Wichita State	1970
T8	18	Danny Pierce vs Southern Miss	1968
T8	18	Bob Sherlag vs Mississippi State	1965
T8	18	Dave Casinelli vs The Citadel	1962
T8	18	Dave Casinelli vs UT-Arlington	1962
T8	18	Dave Casinelli vs The Citadel	1961
T8	18	James Earl Wright vs The Citadel	1961
T8	18	Don Coffee vs Tulsa	1961
T8	18	Nick Buoni vs Southern Miss	1959
T8	18	Bill Robertson vs Arkansas State	1950
T8	18	Frank Berry vs Tampa	1949

MOST TDs SCORED (MIN. 3; RUSH/REC)

RK	TDs	PLAYER VS OPPONENT	YEAR
T1	4	Patrick Taylor Jr. at Houston	2017
T1	4	Anthony Miller at UConn	2017
T1	4	Curtis Steele vs Tulsa	2009
T1	4	DeAngelo Williams vs Chattanooga	2004
T1	4	DeAngelo Williams vs Houston	2004
T1	4	DeAngelo Williams vs ECU	2004
T1	4	Dante Brown vs Houston	2001
T8	3	Darrell Henderson at Navy	2018
T8	3	Darrell Henderson vs UConn	2018
T8	3	Patrick Taylor Jr. vs UConn	2018
T8	3	Darrell Henderson at UCF	2018
T8	3	Riley Ferguson vs SMU	2017
T8	3	Anthony Miller vs Western Kentucky	2016

MOST TDs SCORED (MIN. 3; RUSH/REC)

RK	TDs	PLAYER VS OPPONENT	YEAR
T8	3	Jamarius Henderson at Tulsa	2015
T8	3	Brandon Hayes vs Tulsa	2014
T8	3	Paxton Lynch vs BYU	2014
T8	3	Sam Craft vs Temple	2013
T8	3	Brandon Hayes vs UAB	2012
T8	3	Steven Black vs Tulane	2008
T8	3	Carlos Singleton vs SMU	2007
T8	3	Joseph Doss vs UTEP	2006
T8	3	DeAngelo Williams vs Chattanooga	2005
T8	3	DeAngelo Williams vs Tulsa	2005
T8	3	DeAngelo Williams vs Akron	2005
T8	3	DeAngelo Williams vs Ole Miss	2003
T8	3	DeAngelo Williams vs Tennessee Tech	2003
T8	3	Gerard Arnold vs Tulane	1999
T8	3	Gerard Arnold vs Arkansas State	1997
T8	3	Russell Copeland vs Tennessee	1992
T8	3	John Martin vs Tulane	1992
T8	3	Larry Porter vs Arkansas State	1990
T8	3	Billy Moody vs Louisville	1987
T8	3	Jeff Womack vs Southwestern Louisiana	1985
T8	3	Paul Gowen vs Cincinnati	1971
T8	3	Stan Davis vs Ole Miss	1971
T8	3	Jay McCoy vs Wichita State	1970
T8	3	Danny Pierce vs Southern Miss	1968
T8	3	Bob Sherlag vs Mississippi State	1965
T8	3	Dave Casinelli vs The Citadel	1962
T8	3	Dave Casinelli vs UT-Arlington	1962
T8	3	Dave Casinelli vs The Citadel	1961
T8	3	James Earl Wright vs The Citadel	1961
T8	3	Don Coffee vs Tulsa	1961
T8	3	Nick Bouni vs Southern Miss	1959
T8	3	Bill Robertson vs Arkansas State	1950
T8	3	Frank Berry vs Tampa	1949

TDs RESPONSIBLE FOR (MIN. 4; PASS/RUSH)

RK	TDs	PLAYER VS OPPONENT	YEAR
T1	7	Riley Ferguson at UConn (7 pass)	2017
T1	7	Riley Ferguson vs Bowling Green (6 pass, 1 rush)	2016
T1	7	Paxton Lynch vs SMU (7 pass)	2015
T1	7	Paxton Lynch vs BYU (4 pass, 3 rush)	2014
5	6	Riley Ferguson vs UCLA (6 pass)	2017
T6	5	Brady White vs Mercer (5 pass)	2018
T6	5	Brady White vs Georgia State (5 pass)	2018
T6	5	Riley Ferguson vs SMU (3 rush, 2 pass)	2017
T6	5	Riley Ferguson vs Tulane (3 pass, 2 rush)	2017
T6	5	Paxton Lynch at Tulsa	2015
T6	5	Danny Wimprine vs Louisville	2004
T6	5	Danny Wimprine vs Murray State	2002
T6	5	Danny Wimprine vs Army	2001
T6	5	James Earl Wright vs Tulsa	1961
T15	4	Riley Ferguson at UCF (4 pass)	2017
T15	4	Riley Ferguson at Tulsa (4 pass)	2017
T15	4	Patrick Taylor Jr. at Houston (4 rush)	2017
T15	4	Anthony Miller at UConn (4 rec)	2017
T15	4	Riley Ferguson vs Western Kentucky	2016
T15	4	Riley Ferguson vs Houston	2016
T15	4	Riley Ferguson vs USF (3 pass, 1 rush)	2016
T15	4	Riley Ferguson at SMU	2016
T15	4	Paxton Lynch vs UConn	2014
T15	4	Paxton Lynch vs USF	2014
T15	4	Paxton Lynch at Cincinnati	2014
T15	4	Paxton Lynch vs Austin Peay	2014
T15	4	Curtis Steele vs Tulsa	2009
T15	4	Tyler Bass vs UT Martin	2009
T15	4	Arkelon Hall vs UAB	2008
T15	4	Martin Hankins vs ECU	2007
T15	4	Martin Hankins vs Southern Miss	2007
T15	4	Martin Hankins vs SMU	2007

SCORING RECORDS

TDS RESPONSIBLE FOR (MIN. 4; PASS/RUSH)

RK	TDS	PLAYER VS OPPONENT	YEAR
T15	4	Danny Wimprine vs Bowling Green St.	2004
T15	4	DeAngelo Williams vs ECU	2004
T15	4	DeAngelo Williams vs Houston	2004
T15	4	Danny Wimprine vs ECU	2003
T15	4	Travis Anglin vs Chattanooga	2001
T15	4	Dante Brown vs Houston	2001
T15	4	Bernard Oden vs UAB	1997
T15	4	Steve Matthews vs Tulane	1992
T15	4	Tim Jones vs Tulane	1989
T15	4	Lloyd Patterson vs Auburn	1976
T15	4	Danny Pierce vs Louisville	1969
T15	4	Billy Fletcher vs Mississippi State	1965
T15	4	James Earl Wright vs Hardin Simmons	1961
T15	4	James Earl Wright vs Abilene Christian	1960
T15	4	James Earl Wright vs Tennessee Tech	1960

MOST PAT MADE KICKING (MIN. 7)

RK	PAT	PLAYER VS OPPONENT	YEAR
1	11	Jake Elliott vs Bowling Green	2016
2	10	Riley Patterson vs ECU	2017
T3	9	Riley Patterson vs Mercer	2018
T3	9	Riley Patterson vs SMU	2017
T3	9	Jake Elliott vs SMU	2015
T3	9	Jake Elliott at Tulsa	2015
T3	9	Jake Elliott vs Missouri State	2015
T3	9	Jake Elliott vs Austin Peay	2014
T3	9	Pete Weeks vs Louisville	1969
T10	8	Riley Patterson vs Georgia State	2018
T10	8	Riley Patterson at ECU	2018
T10	8	Riley Patterson vs Tulane	2017
T10	8	Joe Allison vs Tulane	1992
T10	8	Jack Carter vs Hardin-Simmons	1961
T15	7	13x, last Riley Patterson vs Houston	2018

MOST CONSECUTIVE PAT MADE (MIN. 100)

RK	PAT	PLAYER	YEARS
1	202	Jake Elliott (202/202)	2013-16
2	101	Ryan White (101/101)	1998-2001

MOST POINTS KICKING (MIN. 13)

RK	PTS	PLAYER VS OPPONENT	YEAR
1	18	Ryan White vs UAB	1999
2	17	Stephen Gostkowski vs Arkansas State	2004
T3	16	Jake Elliott vs Tulsa	2014
T3	16	Ryan White vs Cincinnati	1998
T5	15	Jake Elliott at SMU	2016
T5	15	Jake Elliott at Houston	2013
T7	14	Jake Elliott at Bowling Green	2015
T7	14	Stephen Gostkowski vs Marshall	2005
T7	14	Stephen Gostkowski vs Ole Miss	2003
T7	14	Joe Allison vs Tulane	1992
T11	13	Riley Patterson vs UCF	2017
T11	13	Jake Elliott vs Kansas	2016
T11	13	Jake Elliott vs Tulane	2015
T11	13	Jake Elliott at Kansas	2015
T11	13	Jake Elliott vs BYU	2014
T11	13	Matt Reagan vs UAB	2007
T11	13	Matt Reagan vs SMU	2007
T11	13	Stephen Gostkowski vs Louisville	2004
T11	13	Ryan White vs Arkansas State	2000
T11	13	Don Glosson vs Ole Miss	1983
T11	13	Rusty Bennett vs North Texas State	1977

MOST FIELD GOALS MADE (MIN. 4)

RK	FGS	PLAYER VS OPPONENT	YEAR
T1	5	Jake Elliott at Houston	2013
T1	5	Ryan White vs UAB	1999
T3	4	Jake Elliott at Temple	2015

MOST FIELD GOALS MADE (MIN. 4)

RK	FGS	PLAYER VS OPPONENT	YEAR
T3	4	Jake Elliott vs Tulsa	2014
T3	4	Matt Reagan vs UAB	2007
T3	4	Stephen Gostkowski vs Marshall	2005
T3	4	Stephen Gostkowski vs Arkansas State	2004
T3	4	Ryan White vs Arkansas State	2000
T3	4	Ryan White vs Cincinnati	1998
T3	4	Joe Allison vs Mississippi	1992
T3	4	Rusty Bennett vs North Texas	1977

MOST FIELD GOALS ATTEMPTED (MIN. 4)

RK	ATT	PLAYER VS OPPONENT	YEAR
1	6	Ryan White vs UAB	1999
T2	5	Jake Elliott at Temple	2015
T2	5	Jake Elliott vs Tulsa	2014
T2	5	Jake Elliott at Houston	2013
T5	4	Riley Patterson at UCF	2017
T5	4	Riley Patterson vs Navy	2017
T5	4	Jake Elliott vs Kansas	2016
T5	4	Jake Elliott vs Tulane	2015
T5	4	Jake Elliott at Cincinnati	2014
T5	4	Matt Reagan vs Southern Miss	2009
T5	4	Matt Reagan vs UAB, Rice	2007
T5	4	Matt Reagan vs UAB, Houston	2006
T5	4	Trey Adams vs Chattanooga	2006
T5	4	Stephen Gostkowski vs Marshall	2005
T5	4	Stephen Gostkowski vs Arkansas State	2004
T5	4	Stephen Gostkowski vs Tennessee Tech	2003
T5	4	Ryan White vs Arkansas State	2000
T5	4	Ryan White vs Cincinnati	1998
T5	4	Joe Allison vs Mississippi	1992
T5	4	Rusty Bennett vs North Texas	1977

INDIVIDUAL SEASON

MOST POINTS SCORED

RK	PTS	PLAYER	YEAR
1	150	Darrell Henderson	2018
2	138	DeAngelo Williams	2004
3	132	Jake Elliott	2015
T4	121	Riley Patterson	2018
T4	121	Jake Elliott	2016
6	120	Jake Elliott	2014
7	114	DeAngelo Williams	2005
T8	108	Patrick Taylor Jr.	2018
T8	108	Anthony Miller	2017
T8	108	Stephen Gostkowski	2004
T11	101	Stephen Gostkowski	2005
T11	101	Stephen Gostkowski	2003
T11	101	Joe Allison	1992
T14	96	Riley Patterson	2017
T14	96	Curtis Steele	2009
16	90	Anthony Miller	2016
T17	84	Patrick Taylor Jr.	2017
T17	84	Dave Casinelli	1963
19	80	Matt Reagan	2007
T20	78	Paxton Lynch	2014
T20	78	Alex Williams	1949
T20	78	DeAngelo Williams	2003
T23	72	Jake Elliott	2013
T23	72	Carlos Singleton	2007
T23	72	Dante Brown	2001
T23	72	Russ Vollmer	1962
T23	72	Paul Gowen	1971
T23	72	Bill Robertson	1950

2019 MEMPHIS FOOTBALL

SCORING RECORDS

MOST TOUCHDOWNS SCORED (REG/RUSH)

RK	TDs	PLAYER	YEAR
1	25	Darrell Henderson	2018
2	23	DeAngelo Williams	2004
3	19	DeAngelo Williams	2005
T4	18	Patrick Taylor Jr.	2018
T4	18	Anthony Miller	2017
6	16	Curtis Steele	2009
T7	14	Patrick Taylor Jr.	2017
T7	14	Anthony Miller	2016
T7	14	Dave Casinelli	1963
T10	13	Paxton Lynch	2014
T10	13	DeAngelo Williams	2003
T10	13	Alex Williams	1949
T13	12	Dante Brown	2001
T13	12	Bill Robertson	1950
T15	11	Darrell Henderson	2017
T15	11	Doroland Dorceus	2015
T15	11	Frank Berry	1949

MOST TOUCHDOWNS RESPONSIBLE (PASS/RUSH)

RK	TDs	PLAYER	YEAR
1	44	Riley Ferguson	2017
2	36	Riley Ferguson	2016
3	35	Paxton Lynch	2014
4	30	Paxton Lynch	2015
5	27	Brady White	2018
T6	26	Danny Wimprine	2003
T6	26	Danny Wimprine	2002
8	25	Martin Hankins	2007
9	23	Darrell Henderson	2018
T10	22	DeAngelo Williams	2004
T10	22	Danny Wimprine	2004
12	21	Lloyd Patterson	1976
13	20	Bernard Oden	1997
14	19	Billy Fletcher	1965
T15	18	James Earl Wright	1961
T15	18	Martin Hankins	2006
T15	18	DeAngelo Williams	2005
T15	18	Steve Matthews	1992
T15	18	James Earl Wright	1960

MOST POINTS KICKING

RK	PTS	PLAYER	YEAR
1	132	Jake Elliott	2015
T2	121	Riley Patterson	2018
T2	121	Jake Elliott	2016
4	120	Jake Elliott	2014
5	108	Stephen Gostkowski	2004
T6	101	Stephen Gostkowski	2005
T6	101	Stephen Gostkowski	2003
T6	101	Joe Allison	1992
9	96	Riley Patterson	2017
10	80	Matt Reagan	2007
11	72	Jake Elliott	2013

MOST PAT MADE

RK	PAT	PLAYER	YEAR
1	76	Riley Patterson	2018
T2	63	Riley Patterson	2017
T2	63	Jake Elliott	2015
4	58	Jake Elliott	2016
5	57	Jake Elliott	2014
6	48	Stephen Gostkowski	2004
T7	44	Stephen Gostkowski	2003
8	42	John Cobb	1949
9	38	Jack Carter	1961
10	37	Pete Weeks	1969

MOST PAT ATTEMPTED

RK	Att	PLAYER	YEAR
1	79	Riley Patterson	2018
2	64	Riley Patterson	2017
3	63	Jake Elliott	2015
4	58	Jake Elliott	2016
5	57	Jake Elliott	2014
6	49	Stephen Gostkowski	2004
7	44	Stephen Gostkowski	2003
8	43	Jack Carter	1961
9	42	Pete Weeks	1969
10	38	Matt Reagan	2007

MOST FIELD GOALS MADE

RK	FGs	PLAYER	YEAR
T1	23	Jake Elliott	2015
T1	23	Joe Allison	1992
3	22	Stephen Gostkowski	2005
T4	21	Jake Elliott	2016
T4	21	Jake Elliott	2014
6	20	Stephen Gostkowski	2004
7	19	Stephen Gostkowski	2003
T8	16	Jake Elliott	2013
T8	16	Ryan White	1998
T8	16	John Butler	1989
T11	15	Riley Patterson	2018
T11	15	Matt Reagan	2007
T11	15	Don Glosson	1984

MOST FIELD GOALS ATTEMPTED

RK	ATT	PLAYER	YEAR
1	32	Jake Elliott	2014
2	29	Stephen Gostkowski	2003
3	28	Jake Elliott	2015
4	26	Jake Elliott	2016
T5	25	Stephen Gostkowski	2005
T5	25	Joe Allison	1992
7	24	Stephen Gostkowski	2004
8	22	Matt Reagan	2007
T9	20	Riley Patterson	2018
T9	20	John Butler	1989
T9	20	Don Glosson	1983
T9	20	Rusty Bennett	1977

MOST CONSECUTIVE FIELD GOALS MADE (16)

RK	FGs	PLAYER	YEAR
1	16	Ryan White	1998-99

CAREER

MOST POINTS SCORED

RK	PTS	PLAYER	YEARS
1	445	Jake Elliott (202 PAT/81 FG)	2013-16
2	369	Stephen Gostkowski (159 PAT/70 FG)	2002-05
3	362	DeAngelo Williams (60 TD/1 EP)	2002-05
4	270	Darrell Henderson (45 TD)	2016-18
5	262	Joe Allison (109 PAT/51 FG)	1990-93
6	260	Matt Reagan (122 PAT/46 FG)	2006-09
7	248	Ryan White (101 PAT/49 FG)	1998-01
8	240	Anthony Miller (40 TD)	2015-17
9	217	Riley Patterson (139 PAT/26 FG)	2017-
10	216	Dave Casinelli (36 TD)	1960-63

MOST TOUCHDOWNS SCORED

RK	TDs	PLAYER	YEARS
1	60	DeAngelo Williams	2002-05
2	45	Darrell Henderson	2016-18
3	40	Anthony Miller	2015-17

MOST TOUCHDOWNS SCORED

RK	TDs	PLAYER	YEARS
4	36	Dave Casinelli	1960-63
5	34	Patrick Taylor Jr.	2016-
6	28	Doroland Dorceus	2013-17
7	27	Jay McCoy	1968-70
8	25	Tony Pollard	2016-18
9	23	Curtis Steele	2008-09
10	22	Carlos Singleton	2006-09
11	21	Brandon Hayes	2012-14
T12	20	Duke Calhoun	2006-09
T12	20	Maurice Avery	2002-05
T12	20	Larry Porter	1990-93
T12	20	Russ Vollmer	1960-63

MOST TOUCHDOWNS RESPONSIBLE FOR

RK	TDs	PLAYER	YEARS
1	92	Danny Wimprine	2001-04
2	80	Riley Ferguson	2016-17
3	76	Paxton Lynch	2013-15
4	55	DeAngelo Williams	2002-05
5	46	Darrell Henderson	2016-18
6	45	Lloyd Patterson	1975-78
7	43	Martin Hankins	2006-07
T8	40	Anthony Miller	2015-17
T8	40	James Earl Wright	1957-61
T10	34	Patrick Taylor Jr.	2016-
T10	34	Dave Casinelli	1960-63

MOST POINTS KICKING

RK	PTS	PLAYER	YEARS
1	445	Jake Elliott (202 PAT/81 FG)	2013-16
2	369	Stephen Gostkowski (159 PAT/70 FG)	2002-05
3	262	Joe Allison (109 PAT/51 FG)	1990-93
4	260	Matt Reagan (122 PAT/46 FG)	2006-09
5	248	Ryan White (101 PAT/49 FG)	1998-2001
6	217	Riley Patterson (139 PAT/26 FG)	2017-
7	214	John Butler (70 PAT/48 FG)	1986-89
8	168	Don Glosson (66 PAT/34 FG)	1983-85

MOST PAT MADE

RK	PAT	PLAYER	YEARS
1	202	Jake Elliott	2013-16
2	159	Stephen Gostkowski	2002-05
3	139	Riley Patterson	2017-
4	122	Matt Reagan	2006-09
5	109	Joe Allison	1990-93
6	101	Ryan White	1998-2001
7	78	Pete Weeks	1967-69
8	77	Jack Carter	1959-61

MOST PAT ATTEMPTED

RK	ATT	PLAYER	YEARS
1	202	Jake Elliott	2013-16
2	165	Stephen Gostkowski	2002-05
3	143	Riley Patterson	2017-
4	129	Matt Reagan	2006-09
5	111	Joe Allison	1990-93
6	101	Ryan White	1998-2001
7	92	Jack Carter	1959-61
8	91	Pete Weeks	1967-69

HIGHEST PAT PERCENTAGE (MIN. 50 ATT.)

RK	PCT	PLAYER	YEARS
T1	1.000	Jake Elliott (202/202)	2013-16
T1	1.000	Ryan White (101/101)	1998-2001
3	98.2	Joe Allison (109/111)	1990-93
4	97.2	Riley Patterson (139/143)	2017-
5	96.4	S. Gostkowski (159/165)	2002-05

SCORING RECORDS

MOST PASSING TOUCHDOWNS

RK	TDs	YEAR
1	39	2017
2	34	2016
3	33	2007
4	30	2015
5	28	2018
6	25	2004
7	24	2002
T8	23	2014, 2003
T10	21	2006, 2001

MOST EXTRA POINTS

RK	EP	YEAR
1	76	2018
T2	63	2017, 2015
4	58	2016
5	57	2014
6	48	2004
7	44	2003
8	41	2008
9	40	1961
10	39	1969

MOST FIELD GOALS MADE

RK	FGs	YEAR
T1	23	2015, 1992
3	22	2005
T4	21	2016, 2014
6	20	2004
7	19	2003
8	17	2007
9	16	2013
T10	15	2018, 1994, 1984

FEWEST FIELD GOALS MADE

RK	FGs	YEAR
1	0	1958

MOST FIELD GOALS ATTEMPTED

RK	ATT	YEAR
1	28	2014
2	28	2003
3	26	2016
T4	25	2007, 2005, 1992
7	24	2004
8	21	1994
T9	20	2018, 2006, 1983, 1977

FEWEST FIELD GOALS ATTEMPTED

RK	ATT	YEAR
T1	8	1978, 1968

MOST 2-POINT CONVERSIONS MADE

RK	MADE/ATT	YEAR
1	5/7	2007
2	4/7	1976
3	3/4	1988
4	3/7	1979
5	3/6	1978
T6	3/5	2016, 1977
T7	3/3	1998, 1997, 1975

YEAR-BY-YEAR SCORING LEADERS

YEAR	PLAYER	TD	EP-EPA	FG-FGA	TP
1940	Sam Hinsman - fb	5	1	-	31
1948	Jake Scott - rb	5	-	-	30
1949	Alex Williams - fb	13	-	-	78
1950	Bill Robertson - wr	12	-	-	72
1951	Ralph Messer - rb	4	-	-	24
	Red Hoggatt - qb	4	-	-	24
1952	Ralph Messer - rb	4	-	-	24
1953	Ollie Keller - qb	3	10	-	28
1954	Andy Nelson - rb	6	-	-	36
1955	Andy Nelson - rb	6	-	-	42
1956	Bubba Leonard - qb	2	20-22	-	32
1957	Bob Schmidt - rb	5	5-7	-	35
1958	Paul Parrish - qb	4	2	1-1	26
1959	Nick Buoni - qb	7	1-4	-	44
1960	Jack Carler - qb	3	29-36	2-3	53
1961	Jack Carter - qb	4	38-43	1-2	65
1962	Russ Vollmer - qb	8	23	-	72
1963	Dave Casinelli - fb	14	-	-	84
1964	Billy Fletcher - qb	2	16	7	49
1965	Billy Fletcher - qb	6	24	3	69
1966	Tom Wallace - rb	6	-	-	36
1967	Nick Pappas - wr	5	-	-	30
1968	Jay McCoy - rb	10	-	-	60
1969	Pete Weeks - pk	-	37	5	52
1970	Jay McCoy - rb	9	6-1	-	63
1971	Paul Gowen - rb	7	-	-	42
1972	Dan Darby - rb	7	-	-	42
1973	Hal McGeorge - pk	-	32-32	9	59
1974	Bobby Williams - pk	-	20-24	9	47
1975	Terdell Middleton - rb	8	1-1	-	50
1976	Lloyd Patterson - qb	7	-	-	42
1977	Rusty Bennett - pk	-	21-22	13-20	60
1978	Earnest Gray - wr	9	1-1	-	56
1979	Richard Locke - fb	5	-	-	30
1980	Rusty Bennett - pk	-	11-11	8-13	35
1981	Greg Hauss - pk	-	8-8	5-8	23
1982	Trell Hooper - qb	5	-	-	30
1983	Don Glosson - pk	-	29-29	14-20	71
1984	Don Glosson - pk	-	18-19	15-16	63
1985	Don Glosson - pk	-	18-19	5-13	33
1986	John Butler - pk	-	7-8	7-9	28
1987	John Butler - pk	-	25-26	11-15	58
1988	John Butler - pk	-	20-22	14-19	62
1989	John Butler - pk	-	18-18	16-20	66
1990	Larry Porter - rb	9	-	-	54
1991	Joe Allison - pk	-	25-25	6-13	43
1992	Joe Allison - pk	-	32-32	23-25	101
1993	Joe Allison - pk	-	30-30	12-18	66
1994	Luis Tejada - pk	-	9-10	13-17	48
1995	Drew Pairamore - pk	-	10-10	4-11	22
1996	Ted Lane - pk	0	12-13	12-18	48
1997	Bernard Oden - qb	8	1-1	0-0	50
1998	Ryan White - pk	-	22-22	16-16	70
1999	Ryan White - pk	-	25-25	13-19	64
2000	Ryan White - pk	-	18-18	12-18	54
2001	Dante Brown - rb	12	-	-	72
2002	Stephen Gostkowski - pk	-	32-37	9-14	59
2003	Stephen Gostkowski - pk	-	44-44	19-28	101
2004	DeAngelo Williams - rb	23	-	-	138
2005	DeAngelo Williams - rb	19	-	-	114
2006	Matt Reagan - pk	-	25-26	12-17	61
2007	Matt Reagan - pk	-	35-38	15-22	80
2008	Matt Reagan - pk	-	31-32	8-11	55
2009	Curtis Steele - rb	16	-	-	96
2010	Paulo Henriques - pk	-	17-18	14-18	59
2011	Paulo Henriques - pk	-	21-25	8-15	45
2012	Jai Steib - rb	6	-	-	36
	Brandon Hayes - rb	6	-	-	36
	Paulo Henriques - pk	-	24-26	4-9	36
2013	Jake Elliott - pk	-	24-24	16-18	72
2014	Jake Elliott - pk	-	57-57	21-32	120
2015	Jake Elliott - pk	-	63-63	23-28	132
2016	Jake Elliott - pk	-	58-58	21-26	121
2017	Anthony Miller - wr	18	-	-	108
2018	Darrell Henderson - rb	25	-	-	150

CAREER SCORING LEADERS

RK	POS.	NAME	YEARS	TD	EPK/OTHER	FG	TP
1	pk	Jake Elliott	2013-16	—	202	81	445
2	pk	Stephen Gostkowski	2002-05	—	159	70	369
3	rb	DeAngelo Williams	2002-05	60	1	—	362
4	rb	Darrell Henderson	2016-18	45	—	—	270
5	pk	Joe Allison	1990-93	—	109	51	262
6	pk	Matt Reagan	2006-09	—	122	46	260
7	pk	Ryan White	1998-2001	—	101	49	248
8	wr	Anthony Miller	2015-17	40	—	—	240
9	pk	Riley Patterson	2017-	—	139	26	217
10	rb	Dave Casinelli	1960-63	36	—	—	216
11	pk	John Butler	1986-89	—	70	48	214
12	rb	Patrick Taylor Jr.	2016-	34	—	—	204
13	rb	Jay McCoy	1968-70	27	6	1	171
T14	rb	Doroland Dorceus	2013-17	28	—	—	168
T14	pk	Don Glosson	1983-85	—	66	34	168
16	pk	Rusty Bennett	1977-80	—	65	30	155
17	rb	Tony Pollard	2016-18	25	—	—	150
18	rb	Alex Williams	1949-50	24	—	—	144
T19	qb	Billy Fletcher	1963-65	10	43	10	142
T19	qb	Russ Vollmer	1961-63	17	38	—	142
21	pk	Paulo Henriques	2009-12	—	62	26	140
T22	wr	Carlos Singleton	2006-09	22	3	—	138
T22	rb	Curtis Steele	2008-09	23	—	—	138
T24	rb	Brandon Hayes	2012-14	21	—	—	126
T24	rb	Larry Porter	1990-93	21	—	—	126
T26	wr	Duke Calhoun	2006-09	20	1	—	122
T26	qb/wr	Maurice Avery	2002-05	20	1	—	122
T28	wr	Tavares Gideon	2002, 04	10	1	—	116
T28	rb	Dante Brown	2001-02	19	1	—	116
T28	rb	Paul Gowen	1969-71	19	1	—	116
T28	rb	Terdell Middleton	1974-76	19	1	—	116
T32	qb	Lloyd Patterson	1975-78	19	—	—	114
T32	pk	Pete Weeks	1968-69	—	78	12	114
T34	wr	Sam Craft	2013-16, 18	18	1	—	110
T34	wr	Earnest Williams	2005-08	18	1	—	110
T34	rb	Gerard Arnold	1997-99	18	1	—	110
37	qb	Paxton Lynch	2013-15	17	—	—	104



JAKE ELLIOTT
445 POINTS
2013-16



STEPHEN GOSTKOWSKI
369 POINTS
2002-05



DEANGELO WILLIAMS
362 POINTS
2002-05

RUSHING RECORDS

INDIVIDUAL SINGLE GAME

MOST RUSHING ATTEMPTS

RK	ATT	PLAYER VS OPPONENT	YEAR
1	42	Marcus Holliday vs Tulane	1994
T2	39	Curtis Steele vs UTEP	2009
T2	39	DeAngelo Williams vs ECU	2005
4	38	Sam Craft at Cincinnati	2014
T5	37	DeAngelo Williams vs Ole Miss	2004
T5	37	Larry Porter vs Ole Miss	1993
T5	37	James King vs Wichita State	1977
8	36	DeAngelo Williams vs Southern Miss	2005
T9	35	DeAngelo Williams vs UTEP	2005
T9	35	Frank Fletcher vs Cincinnati	1994
T11	33	DeAngelo Williams vs Houston	2005
T11	33	DeAngelo Williams vs Houston	2004
T11	33	Marcus Holliday vs Arkansas	1994
T11	33	Dave Casinelli vs South Carolina	1963

MOST YARDS RUSHING

RK	YDS	PLAYER VS OPPONENT	YEAR
1	263	DeAngelo Williams vs USF	2004
2	262	DeAngelo Williams vs Houston	2004
3	260	Paul Gowen vs Tulsa	1969
4	240	Curtis Steele vs UTEP	2009
5	238	DeAngelo Williams vs Akron	2005
6	236	DeAngelo Williams vs UTEP	2005
7	233	Darrell Henderson vs Georgia State	2018
8	232	Curtis Steele vs Tulsa	2009
9	226	DeAngelo Williams vs ECU	2005
10	225	DeAngelo Williams vs ECU	2004
11	223	DeAngelo Williams vs Tulsa	2005
12	212	Darrell Henderson at Navy	2018
T13	210	Darrell Henderson at UCF	2018
T13	210	Dave Casinelli vs Houston	1963
15	206	Larry Porter vs Arkansas State	1990
16	205	DeAngelo Williams vs Chattanooga	2005
17	203	Curtis Steele vs Arkansas State	2008
18	200	DeAngelo Williams vs Louisville	2004
T19	199	Darrell Henderson vs UCF	2018
T19	199	DeAngelo Williams vs USM	2004
21	198	DeAngelo Williams vs Houston	2005
22	195	DeAngelo Williams vs Tulane	2003
23	190	Teofilo Riley vs Arkansas State	1998
24	189	Richard Williams vs Georgia Tech	1980

HIGHEST AVERAGE PER CARRY (MIN. 12)

RK	AVG	PLAYER VS OPPONENT	YEAR
1	16.6	Darrell Henderson vs Georgia State	2018
2	16.3	Darrell Henderson at Navy	2018
3	15.8	Richard Williams vs Georgia Tech	1980
4	15.3	Paul Gowen vs Tulsa	1969
5	14.7	Darrell Henderson vs SMU	2017
6	14.1	Darrell Henderson vs ULM	2017
7	13.1	Darrell Henderson at UCF	2018
8	12.2	Curtis Steele vs Tulsa	2009
9	11.0	DeAngelo Williams vs Army	2002
10	10.8	DeAngelo Williams vs Murray State	2002

LONGEST RUN FROM SCRIMMAGE

RK	YDS	PLAYER VS OPPONENT	YEAR
1	95	Keith White vs Arkansas State	1948
T2	92	Herb Covington vs Cincinnati	1966
T2	92	Sonny Parsons vs The Citadel	1961
T4	89	Keith Benton vs Louisville	1990
T4	89	Jack Scott vs Union	1948

MOST RUSHING TOUCHDOWNS

RK	TDS	PLAYER VS OPPONENT	YEAR
T1	4	Patrick Taylor Jr at Houston	2017
T1	4	Curtis Steele vs Tulsa	2009
T1	4	DeAngelo Williams vs Chattanooga	2004
T1	4	DeAngelo Williams vs Houston	2004
T1	4	DeAngelo Williams vs ECU	2004
T1	4	Dante Brown vs Houston	2001
T7	3	33 times (last; Darrell Henderson at UCF)	2018

INDIVIDUAL SINGLE SEASON

MOST RUSHING ATTEMPTS

RK	ATT	PLAYER	YEAR
1	313	DeAngelo Williams	2004
2	310	DeAngelo Williams	2005
3	243	DeAngelo Williams	2003
4	224	Joseph Doss	2006
5	219	Dave Casinelli	1963
6	218	Curtis Steele	2008
7	214	Darrell Henderson	2018
T8	208	Patrick Taylor Jr.	2018
T8	208	Gerard Arnold	1998
10	201	Brandon Hayes	2013

MOST YARDS RUSHING

RK	YDS	PLAYER	YEAR
1	1,964	DeAngelo Williams	2005
2	1,948	DeAngelo Williams	2004
3	1,909	Darrell Henderson	2018
4	1,430	DeAngelo Williams	2003
5	1,239	Curtis Steele	2009
6	1,223	Curtis Steele	2008
7	1,154	Darrell Henderson	2017
8	1,122	Patrick Taylor Jr.	2018
9	1,059	Gerard Arnold	1998
10	1,016	Dave Casinelli	1962
11	919	Terrell Middleton	1976

RUSHING AVERAGE (MIN. 30 CARRIES)

RK	AVG	PLAYER	YEAR
T1	8.9	Darrell Henderson	2018
T1	8.9	Darrell Henderson	2017
3	7.7	Tony Pollard	2017
4	7.6	Paul Wilson	1971
5	7.3	Jack Carter	1960
6	7.2	Nick Pappas	1967
7	7.1	Tony Pollard	2018
8	6.6	DeAngelo Williams	2002
9	6.5	Sonny Parsons	1961

MOST RUSHING TOUCHDOWNS

RK	TDS	PLAYER	YEAR
T1	22	Darrell Henderson	2018
T1	22	DeAngelo Williams	2004
3	18	DeAngelo Williams	2005
4	16	Patrick Taylor Jr.	2018
5	15	Curtis Steele	2009
6	14	Dave Casinelli	1963
T7	13	Paxton Lynch	2014
T7	13	DeAngelo Williams	2003
9	12	Alex Williams	1949
T10	11	Dante Brown	2001
T10	11	Dave Casinelli	1962
T10	11	Alex Williams	1950
T13	10	Jay McCoy	1968
T13	10	James Earl Wright	1961

MOST 100-YARD GAMES

RK	NO.	PLAYER	YEAR
T1	10	DeAngelo Williams	2005
T1	10	DeAngelo Williams	2004
T1	10	DeAngelo Williams	2003
4	9	Darrell Henderson	2018
5	7	Darrell Henderson	2017
T6	6	Patrick Taylor Jr.	2018
T6	6	Curtis Steele	2009
T6	6	Curtis Steele	2008
T6	6	Gerard Arnold	1998
T10	4	Patrick Taylor Jr.	2017
T10	4	DeAngelo Williams	2002
T10	4	Marvin Cox	1989
T10	4	Terrell Middleton	1976
T10	4	Dave Casinelli	1963
T10	4	Dave Casinelli	1962

MOST CONSECUTIVE 100-YARD GAMES

RK	NO.	PLAYER	YEAR
1	13	DeAngelo Williams	2003-04
2	10	DeAngelo Williams	2005
3	5	Darrell Henderson	2017
T4	4	Patrick Taylor Jr.	2018
T4	4	Curtis Steele	2009
T4	4	Gerard Arnold	1998

CAREER

MOST RUSHING ATTEMPTS

RK	ATT	PLAYER	YEARS
1	969	DeAngelo Williams	2002-05
2	549	Dave Casinelli	1960-63
3	537	Joseph Doss	2004-07
4	515	Brandon Hayes	2012-14
5	499	Gerard Arnold	1997-99
6	498	Larry Porter	1990-93
7	479	Wayne Pryor	1986-89
8	458	Patrick Taylor Jr.	2016-
9	431	Darrell Henderson	2016-18
10	417	Jeff Womack	1983-86

MOST YARDS RUSHING

RK	YDS	PLAYER	YEARS
1	6,026	DeAngelo Williams	2002-05
2	3,545	Darrell Henderson	2016-18
3	2,636	Dave Casinelli	1960-63
4	2,534	Patrick Taylor Jr.	2016-
5	2,462	Curtis Steele	2008-09
6	2,385	Brandon Hayes	2012-14
7	2,378	Gerard Arnold	1997-99
8	2,339	Joseph Doss	2004-07
9	2,227	Paul Gowen	1969-71
10	2,194	Larry Porter	1990-93
11	2,082	Doroland Dorceus	2013-17

RUSHING AVERAGE

RK	AVG	PLAYER	YEARS
1	8.2	Darrell Henderson	2016-18
2	6.2	DeAngelo Williams	2002-05
3	5.9	Curtis Steele	2008-09
4	5.5	Patrick Taylor Jr.	2016-
5	5.4	Paul Gowen	1969-71
6	5.2	Doroland Dorceus	2013-17
T7	4.8	Gerard Arnold	1997-99
T7	4.8	Terrell Middleton	1973-76
T7	4.8	Dornell Harris	1971-73
T7	4.8	Dave Casinelli	1960-63

RUSHING RECORDS

MOST RUSHING TOUCHDOWNS

RK	TDS	PLAYER	YEARS
1	55	DeAngelo Williams	2002-05
T2	36	Darrell Henderson	2016-18
T2	36	Dave Casinelli	1960-63
4	31	Patrick Taylor Jr.	2016-
5	27	Jay McCoy	1968-70
6	24	Doroland Dorceus	2013-17
7	23	Alex Williams	1949-50
8	22	Curtis Steele	2008-09
T9	20	Larry Porter	1990-93
T9	20	Russ Vollmer	1960-63
T11	19	Lloyd Patterson	1975-78
T11	19	Terrell Middleton	1973-76
T11	19	Paul Gowen	1969-71

MOST 100-YARD GAMES

RK	NO.	PLAYER	YEARS
1	34*	DeAngelo Williams	2002-05
2	16	Darrell Henderson	2016-18
3	12	Curtis Steele	2008-09
4	11	Gerard Arnold	1997-99
5	10	Patrick Taylor Jr.	2016-
6	7	Dave Casinelli	1960-63
T7	6	Brandon Hayes	2012-14
T7	6	Larry Porter	1990-93
T7	6	Paul Gowen	1969-71
T10	5	Joseph Doss	2004-07
T10	5	Marcus Holliday	1991-94
T10	5	Marvin Cox	1988-90
T10	5	Terrell Middleton	1973-76
T10	5	Dornell Harris	1971-73

* NCAA Record

TEAM SINGLE GAME

MOST RUSHING ATTEMPTS

RK	ATT	OPPONENT	YEAR
1	81	vs North Texas State	1971
2	77	vs Wichita State	1972
3	76	vs North Texas State	1979
T4	70	vs Georgia Tech	1981
T4	70	vs Virginia Tech	1970

FEWEST RUSHING ATTEMPTS

RK	ATT	OPPONENT	YEAR
T1	19	vs UCF	2006
T1	19	vs Arkansas	1998
3	20	vs Mississippi	1998

MOST YARDS RUSHING

RK	YDS	OPPONENT	YEAR
1	536	vs Arkansas State	1950
2	507	vs Tulsa	1969
3	485	vs Wichita State	1970
4	456	vs North Texas State	1971
5	436	vs Tulsa	1972
6	419	vs The Citadel	1962

FEWEST YARDS RUSHING

RK	YDS	OPPONENT	YEAR
T1	-14	vs SMU	2011
T1	-14	vs Houston	1998

MOST RUSHING TOUCHDOWNS

RK	TDS	OPPONENT	YEAR
T1	7	vs SMU	2017

MOST RUSHING TOUCHDOWNS

RK	TDS	OPPONENT	YEAR
T1	7	vs Austin Peay	2014
T1	7	vs North Texas State	1971
T1	7	vs The Citadel	1962
T4	6	vs UConn	2018
T4	6	vs Houston	2018
T4	6	vs Tulane	2008
T4	6	vs Wichita State	1972
T4	6	vs Tulsa	1972
T4	6	vs Cincinnati	1969

TEAM SINGLE SEASON

MOST RUSHING ATTEMPTS

RK	ATT	YEAR
1	615	2018
2	612	1972
3	606	1971
4	597	2005
5	594	2014
6	580	1975
7	570	1970
8	563	2015
9	558	1979

FEWEST RUSHING ATTEMPTS

RK	ATT	YEAR
1	335	1964

MOST YARDS RUSHING

RK	YDS	YEAR
1	3,919	2018
2	3,215	2005
3	2,752	1960
4	2,629	1970
5	2,660	1971
6	2,562	2017
7	2,533	2008
8	2,483	1969
9	2,476	2014
10	2,438	2004

FEWEST YARDS RUSHING

RK	YDS	YEAR
1	1,008	2011
2	1,045	1995
3	1,099	2010
4	1,130	1996
5	1,154	2000

MOST RUSHING TOUCHDOWNS

RK	TDS	YEAR
1	46	2018
T2	33	2017, 1961
4	31	2014
T5	29	2015, 1969
7	28	2005
T8	27	1968, 1960
T10	26	2004, 1970, 1962

100-YARD RUSHING GAMES

DEANGELO WILLIAMS (34)

YDS	OPPONENT	YEAR
263	vs USF	2004

DEANGELO WILLIAMS (34)

YDS	OPPONENT	YEAR
262	vs Houston	2004
238	vs Akron	2005
236	vs UTEP	2005
226	vs ECU	2005
225	vs ECU	2004
223	vs Tulsa	2005
205	vs Chattanooga	2005
200	vs Louisville	2004
199	vs Southern Miss	2004
198	vs Houston	2005
195	vs Tulane	2003
167	vs UAB	2005
166	vs Tulane	2002
158	vs Southern Miss	2003
154	vs Louisville	2003
144	vs Arkansas State	2004
137	vs ECU	2003
136	vs UCF	2005
136	vs Chattanooga	2004
136	vs Cincinnati	2003
135	vs Ole Miss	2003
132	vs Tulane	2004
129	vs Murray State	2002
127	vs Marshall	2005
123	vs Southern Miss	2005
120	vs Bowling Green State	2004
120	vs Houston	2003
119	vs Mississippi State	2003
118	vs Ole Miss	2004
110	vs Army	2002
108	vs Arkansas State	2003
107	vs UAB	2003
105	vs Southern Miss	2002

DARRELL HENDERSON (16)

YDS	OPPONENT	YEAR
233	vs Georgia State	2018
212	at Navy	2018
210	at UCF	2018
199	vs UCF	2018
188	vs South Alabama	2018
178	vs Houston	2018
174	vs UConn	2018
169	vs Louisiana Monroe	2017
166	vs Tulsa	2018
147	vs SMU	2017
132	at ECU	2018
123	at Tulsa	2017
122	vs ECU	2017
112	vs Tulane	2017
109	at UCF	2017
105	vs UCLA	2017

CURTIS STEELE (12)

YDS	OPPONENT	YEAR
240	vs UTEP	2009
232	vs Tulsa	2009
203	vs Arkansas State	2008
178	vs Southern Miss	2008
160	vs Houston	2009
144	vs Tennessee	2009

RUSHING RECORDS

CURTIS STEELE (12)

YDS	OPPONENT	YEAR
136	vs Southern Miss	2009
135	vs Tulane	2008
123	vs SMU	2008
109	vs Nicholls State	2008
107	vs UAB	2009
101	vs UAB	2008

GERARD ARNOLD (11)

YDS	OPPONENT	YEAR
165	vs Tulane	1998
160	vs ECU	1998
144	vs Louisville	1999
142	vs ECU	1997
142	vs Tulane	1999
138	vs Army	1999
123	vs Cincinnati	1998
119	vs Southern Miss	1998
119	vs Arkansas State	1997
119	vs Arkansas State	1998
102	vs Minnesota	1998

PATRICK TAYLOR JR (10)

YDS	OPPONENT	YEAR
161	vs UConn	2018
131	vs Louisiana Monroe	2017
128	vs Houston	2018
127	vs ECU	2017
118	at UCF	2018
115	at Missouri	2018
112	at SMU	2018
112	vs SMU	2017
110	vs Wake Forest	2018
107	at UCF	2017

DAVE CASINELLI (7)

YDS	OPPONENT	YEAR
210	vs Houston	1963
154	vs Mississippi State	1962
140	vs Chattanooga	1963
139	vs Texas-Arlington	1962
136	vs South Carolina	1963
129	vs The Citadel	1962
105	vs Tennessee Tech	1962

PAUL "SKEETER" GOWEN (6)

YDS	OPPONENT	YEAR
260	vs Tulsa	1969
163	vs North Texas State	1970
141	vs Utah State	1971
135	vs Southern Miss	1970
130	vs Utah State	1970
115	vs Miami	1969

BRANDON HAYES (6)

YDS	OPPONENT	YEAR
199	vs Tulsa	2014
189	vs USF	2014
127	vs UAB	2012
115	vs Southern Miss	2012
114	vs Arkansas State	2013
105	vs UT Martin	2013

LARRY PORTER (6)

YDS	OPPONENT	YEAR
206	vs Arkansas State	1990
174	vs Cincinnati	1992
167	vs Arkansas State	1991

LARRY PORTER (6)

YDS	OPPONENT	YEAR
137	vs Ole Miss	1993
133	vs Tulsa	1992
113	vs Ole Miss	1992

MARVIN COX (5)

YDS	OPPONENT	YEAR
150	vs Cincinnati	1989
116	vs Florida	1989
105	vs Tulane	1989
103	vs Vanderbilt	1988
102	vs Arkansas State	1989

JOSEPH DOSS (5)

YDS	OPPONENT	YEAR
175	vs Rice	2007
168	vs UAB	2007
112	vs Ole Miss	2006
105	vs Southern Miss	2006
133	vs Houston	2006

DORNELL HARRIS (5)

YDS	OPPONENT	YEAR
131	vs Wichita State	1972
129	vs Tulsa	1972
119	vs Utah State	1972
110	vs Kansas State	1973
106	vs Virginia Tech	1973

MARCUS HOLLIDAY (5)

YDS	OPPONENT	YEAR
171	vs Arkansas	1994
151	vs Tulane	1994
138	vs Tennessee	1991
122	vs Arkansas State	1994
106	vs Louisville	1991

TERDELL MIDDLETON (5)

YDS	OPPONENT	YEAR
172	vs Tulane	1976
143	vs Tulsa	1975
112	vs Florida State	1974
102	vs Florida State	1976
102	vs Wichita State	1976

HERB COVINGTON (4)

YDS	OPPONENT	YEAR
145	vs McNeese State	1965
140	vs Cincinnati	1966
103	vs West Texas State	1965
102	vs Mississippi State	1965

DOROLAND DORCEUS (4)

YDS	OPPONENT	YEAR
138	at Tulsa	2015
122	at UConn	2017
117	vs Bowling Green	2016
116	at Houston	2015

EDDIE HILL (4)

YDS	OPPONENT	YEAR
188	vs Cincinnati	1978
114	vs Southern Miss	1978
107	vs Wichita State	1978
102	vs Mississippi State	1977

TEOFILO RILEY (4)

YDS	OPPONENT	YEAR
190	vs Arkansas State	1998
152	vs Louisville	1998
119	vs Southwestern Louisiana	1996
104	vs Arkansas State	1999

PUNKIN WILLIAMS (4)

YDS	OPPONENT	YEAR
148	vs Southern Miss	1984
142	vs Southwestern Louisiana	1984
137	vs Mississippi State	1984
121	vs Louisville	1983

DANTE BROWN (3)

YDS	OPPONENT	YEAR
158	vs Chattanooga	2001
148	vs Houston	2001
119	vs Louisville	2001

LEO CAGE (3)

YDS	OPPONENT	YEAR
156	vs Cincinnati	1979
124	vs Louisville	1979
118	vs Ole Miss	1979

BILLY FLETCHER (3)

YDS	OPPONENT	YEAR
128	vs West Texas State	1964
120	vs West Texas State	1965
116	vs Tulsa	1965

RAY JAMIESON (3)

YDS	OPPONENT	YEAR
137	vs Louisville	1968
122	vs North Texas State	1971
109	vs Southern Miss	1971

JAMES KING (3)

YDS	OPPONENT	YEAR
120	vs North Texas State	1977
119	vs Wichita State	1977
110	vs Southern Miss	1977

JAY MCCOY (3)

YDS	OPPONENT	YEAR
121	vs Florida State	1969
101	vs Southern Miss	1969
100	vs Louisville	1968

WAYNE PRYOR (3)

YDS	OPPONENT	YEAR
115	vs Tulsa	1987
112	vs Alabama	1987
102	vs Southern Miss	1986

JARVIS COOPER (2)

YDS	OPPONENT	YEAR
102	Missouri State	2015
101	vs Austin Peay	2014

FRANK FLETCHER (2)

YDS	OPPONENT	YEAR
185	vs Cincinnati	1994
101	vs Louisville	1994

REUBEN GIBSON (2)

YDS	OPPONENT	YEAR
112	vs Louisville	1976

RUSHING RECORDS

REUBEN GIBSON (2)

YDS	OPPONENT	YEAR
107	vs Colorado State	1974

RICHARD LOCKE (2)

YDS	OPPONENT	YEAR
121	vs Ole Miss	1978
120	vs North Texas State	1979

JOHN MARTIN (2)

YDS	OPPONENT	YEAR
164	vs ECU	1992
113	vs Southwestern Louisiana	1993

GREG RAY (2)

YDS	OPPONENT	YEAR
176	vs Houston	2010
121	vs MTSU	2010

JEFF "SUGAR" SANDERS (2)

YDS	OPPONENT	YEAR
132	vs ECU	2000
122	vs Cincinnati	2000

GERALD WHITE (2)

YDS	OPPONENT	YEAR
101	vs Tulane	1987
100	vs Vanderbilt	1987

TONY WILEY (2)

YDS	OPPONENT	YEAR
131	vs Ole Miss	1980
106	vs Southern Miss	1981

RICHARD WILLIAMS (2)

YDS	OPPONENT	YEAR
184	vs Georgia Tech	1981
100	vs Louisville	1980

JEFF WOMACK (2)

YDS	OPPONENT	YEAR
140	vs Louisville	1983
110	vs Tennessee	1985

PLAYERS WITH ONE CAREER 100-YARD RUSHING GAME (25)

YDS	OPPONENT	YEAR
109	Tony Pollard vs Wake Forest	2018
112	Jamarius Henderson at Tulsa	2015
170	Sam Craft at Cincinnati	2014
173	Marquis Warford vs Arkansas State	2013
106	Jerrell Rhodes vs UT Martin	2012
111	Brandon Ross vs SMU	2008
110	T.J. Pitts vs SMU	2007
105	Maurice Avery vs Houston	2005
164	Derron Parquet vs USF	2003
134	Xavier Crawford vs Southern Miss	1991
111	Curtis Allen vs Tulane	1990
147	Keith Benton vs Louisville	1990
126	Leon Bosby vs Southwestern La.	1990
132	Tim Jones vs Tulane	1989
145	Danny Felts vs Wichita State	1979
108	Lloyd Patterson vs Florida State	1975
111	Ronald "Runt" Moon vs Miss State	1974
109	Dan Darby vs Cincinnati	1972
161	Gail Flora vs Bethel	1972
136	Al Harvey vs Utah State	1972
131	Joe Lynch vs Wichita State	1970

YEAR-BY-YEAR RUSHING LEADERS

YEAR	PLAYER	ATT	YDS	TDS
1953	Sonny Rodgers	—	448	4
1954	Jim Shelton	81	366	4
1955	Bobby Brooks	63	293	2
1956	Bobby Brooks	67	378	3
1957	Frank Massa	60	261	3
1959	James Earl Wright	66	310	0
1960	Lennie Kaplan	69	324	2
1961	Dave Casinelli	117	646	9
1962	Dave Casinelli	173	826	11
1963	Dave Casinelli	219	1,016	14
1964	Billy Fletcher	92	367	2
1965	Billy Fletcher	109	556	6
1966	Terry Padgett	142	539	3
1967	Ricky Thurrow	88	394	3
1968	Ray Jamieson	123	573	3
1969	Paul 'Skeeter' Gowen	117	715	6
1970	Paul 'Skeeter' Gowen	145	868	6
1971	Paul 'Skeeter' Gowen	149	644	6
1972	Dornell Harris	132	698	5
1973	Dornell Harris	109	564	3
1974	Reuben Gibson	116	493	1
1975	Terdell Middleton	138	586	7
1976	Terdell Middleton	160	919	5
1977	James King	168	626	4
1978	Eddie Hill	126	739	2
1979	Leo Cage	128	599	3
1980	Richard Williams	80	438	4
1981	Tony Wiley	123	497	2
1982	Richard Williams	89	480	2
1983	Punkin Williams	123	546	4
1984	Punkin Williams	137	832	7
1985	Jeff Womack	89	306	4
1986	Wayne Pryor	129	501	1
1987	Wayne Pryor	145	647	5
1988	Wayne Pryor	111	412	0
1989	Marvin Cox	193	844	3
1990	Keith Benton	148	612	5
1991	Larry Porter	116	454	2
1992	Larry Porter	140	732	4
1993	Larry Porter	126	540	5
1994	Marcus Holliday	145	618	3
1995	Quitman Spaulding	100	383	1
1996	Teofilo Riley	145	572	3
1997	Gerard Arnold	145	613	4
1998	Gerard Arnold	208	1,059	6
1999	Gerard Arnold	146	706	7
2000	Sugar Sanders	167	646	4
2001	Dante Brown	184	902	11
2002	DeAngelo Williams	103	684	5
2003	DeAngelo Williams	243	1,430	10
2004	DeAngelo Williams	313	1,948	22
2005	DeAngelo Williams	310	1,964	18
2006	Joseph Doss	224	910	7
2007	Joseph Doss	174	806	5
2008	Curtis Steele	218	1,223	7
2009	Curtis Steele	198	1,239	15
2010	Greg Ray	157	676	3
2011	Billy Foster	132	479	6
2012	Brandon Hayes	118	576	6
2013	Brandon Hayes	201	860	5
2014	Brandon Hayes	196	949	5
2015	Doroland Dorceus	155	661	8
2016	Doroland Dorceus	132	839	9
2017	Darrell Henderson	130	1,154	9
2018	Darrell Henderson	214	1,909	22

LONG RUSHING PLAYS

RK	YDS	PLAYER VS OPPONENT	YEAR
1	95	Keith White vs Arkansas State	1948
2	92	Herb Covington vs Cincinnati	1966
T2	92	Sonny Parsons vs The Citadel	1961
T4	89	Keith Benton vs Louisville	1990
T4	89	Jack Scott vs Union	1948
6	88	Tony Wiley vs Ole Miss	1980
7	86	DeAngelo Williams vs Tulane	2002
T8	85	Keith Benton vs Louisville	1990
T8	85	Paul Gowen vs Tulsa	1969
T8	85	Andy Nelson vs Tennessee Tech	1954
T8	85	Andy Nelson vs Southern Miss	1953
12	83	Calvin Austin III vs Mercer	2018
T13	82	Darrell Henderson vs UCF	2018
T13	82	Darrell Henderson vs Tulane	2017
T13	82	James Earl Wright vs Texas Arlington	1960
T16	80	Darrell Henderson vs UCLA	2017
T16	80	John Martin vs ECU	1992
T16	80	Richard Williams vs Louisville	1980
19	78	Darrell Henderson at Navy	2018
20	77	Jimmy Cole vs Southern Miss	1953
T21	76	DeAngelo Williams vs UCF	2005
T21	76	DeAngelo Williams vs UAB	2005
T21	76	Richard Williams vs Georgia Tech	1980
T24	75	DeAngelo Williams vs Southern Miss	2004
T24	75	Richard Williams vs Cincinnati	1982
T24	75	Keith White vs Murray State	1949

CAREER RUSHING LEADERS

RK	PLAYER	YEARS	CARRIES	YDS
1	DeAngelo Williams (RB)	2002-05	969	6,026
2	Darrell Henderson (RB)	2016-18	431	3,545
3	Dave Casinelli (FB)	1960-63	549	2,636
4	Patrick Taylor Jr. (RB)	2016-	458	2,534
5	Curtis Steele (RB)	2008-09	416	2,462
6	Brandon Hayes (RB)	2012-14	515	2,385
7	Gerard Arnold (RB)	1997-99	499	2,378
8	Joseph Doss (RB)	2004-07	537	2,339
9	Paul Gowen (RB)	1969-71	411	2,227
10	Larry Porter (RB)	1990-93	498	2,194
11	Doroland Dorceus (RB)	2013-17	402	2,082
12	Terdell Middleton (RB)	1973-76	408	1,970
13	Wayne Pryor (FB)	1986-89	479	1,924
14	Jeff Womack (RB)	1983-86	417	1,764
15	Teofilo Riley (RB)	1996-99	386	1,716
16	Dornell Harris (RB)	1971-73	302	1,641
17	Jay McCoy (RB)	1968-70	229	1,537
18	Reuben Gibson (FB)	1974-76	330	1,470
19	Dante Brown (RB)	2001-02	317	1,464
20	Richard Locke (FB)	1977-80	362	1,417
21	Punkin Williams (RB)	1983-84	260	1,378
22	Ray Jamieson (FB)	1968-71	285	1,321
23	Marcus Holliday (RB)	1979-94	302	1,275
24	Leon Bosby (FB)	1989-92	323	1,244
25	Herb Covington (FB)	1965-67	263	1,236
26	Tony Wiley (RB)	1980-82	277	1,215
27	Billy Fletcher (QB)	1963-65	241	1,147
28	Leo Cage (RB)	1977-79	244	1,137
29	Richard Williams (RB)	1979-82	206	1,092
30	Eddie Hill (RB)	1975-78	212	1,076
31	Marvin Cox (RB)	1988-89	215	1,074

PASSING RECORDS

INDIVIDUAL SINGLE GAME

MOST PASSING ATTEMPTS

RK	ATT	PLAYER VS OPPONENT	YEAR
T1	60	Martin Hankins vs ECU	2007
T1	60	Martin Hankins vs Ole Miss	2007
T1	60	Danny Wimprine vs Mississippi State	2003
4	59	Martin Hankins vs SMU	2007
5	55	Arkelon Hall vs Louisville	2008
T6	53	Riley Ferguson at Houston	2017
T6	53	Paxton Lynch vs Ole Miss	2015
T6	53	Danny Wimprine vs USF	2002
T9	51	Arkelon Hall vs Marshall	2008
T9	51	Danny Wimprine vs USF	2003
11	49	Riley Ferguson at UCF	2017
T12	48	Riley Ferguson at UConn	2017
T12	48	Will Hudgens vs ECU	2009
T12	48	Martin Hankins vs Southern Miss	2007
T12	48	Danny Wimprine vs Mississippi State	2002
T16	46	Riley Ferguson vs USF	2016
T16	46	Riley Ferguson at Ole Miss	2016
T16	46	Paxton Lynch vs BYU	2014
T16	46	Danny Wimprine vs Louisville	2004
T20	45	Riley Ferguson vs Houston	2016
T20	45	Andy Summerlin vs Southern Miss	2011
T20	45	Will Hudgens vs Marshall	2007
T20	45	Martin Hankins vs ECU	2006
T20	45	Steve Matthews vs Mississippi State	1993

MOST PASS COMPLETIONS

RK	CMP	PLAYER VS OPPONENT	YEAR
1	41	Martin Hankins vs Ole Miss	2007
2	39	Paxton Lynch vs Ole Miss	2015
3	35	Martin Hankins vs Southern Miss	2007
T4	34	Riley Ferguson at UConn	2017
T4	34	Martin Hankins vs ECU	2007
T6	33	Riley Ferguson at Houston	2017
T6	33	Will Hudgens vs ECU	2009
T6	33	Arkelon Hall vs Louisville	2008
T9	32	Paxton Lynch at Tulsa	2015
T9	32	Danny Wimprine vs UAB	2003
T9	32	Danny Wimprine vs Mississippi State	2003
T9	32	Danny Wimprine vs USF	2002
T13	30	Riley Ferguson vs UCF	2017
T13	30	Riley Ferguson vs Houston	2016
T13	30	Riley Ferguson at Ole Miss	2016
T13	30	Will Hudgens vs Marshall	2007
T13	30	Martin Hankins vs SMU	2007
T18	29	Riley Ferguson vs USF	2016
T18	29	Paxton Lynch at Bowling Green	2015
T18	29	Arkelon Hall vs Rice	2008
T21	28	Will Hudgens vs Southern Miss	2009
T21	28	Arkelon Hall vs Marshall	2008
T23	27	Riley Ferguson at Tulsa	2017
T23	27	Riley Ferguson at UCF	2017
T23	27	Paxton Lynch vs Houston	2014
T23	27	Paxton Lynch at UCLA	2014
T23	27	Martin Hankins vs UCF	2006

MOST YARDS PASSING

RK	Yds	PLAYER VS OPPONENT	YEAR
T1	471	Riley Ferguson at Houston	2017
T1	471	Riley Ferguson at UCF	2017
3	447	Paxton Lynch at Tulsa	2015
4	431	Riley Ferguson at UConn	2017
5	416	Martin Hankins vs ECU	2007
6	412	Paxton Lynch vs Cincinnati	2015
7	409	Riley Ferguson vs Houston	2016

MOST YARDS PASSING

Rk	Yds	PLAYER VS OPPONENT	YEAR
T8	398	Riley Ferguson vs UCLA	2017
T8	398	Danny Wimprine vs Mississippi State	2003
10	396	Martin Hankins vs Southern Miss	2007
11	386	Paxton Lynch at Bowling Green	2015
12	384	Paxton Lynch vs Ole Miss	2015
13	373	Arkelon Hall vs Rice	2008
14	364	Arkelon Hall vs Marshall	2008
15	362	Brady White at ECU	2018
16	361	Danny Wimprine vs Louisville	2004
17	359	Riley Ferguson vs Bowling Green	2016
18	358	Brady White vs Mercer	2018
19	356	Danny Wimprine vs Arkansas State	2004
T20	355	Martin Hankins vs Tulane	2007
T20	355	Danny Wimprine vs Ole Miss	2003
T20	355	Rusty Trail vs Southern Miss	1988
23	354	Paxton Lynch at Kansas	2015
24	350	Arkelon Hall vs Louisville	2008
25	349	Riley Ferguson vs Tulsa	2016

HIGHEST AVERAGE GAIN/COMPLETION

RK	Yds	PLAYER VS OPPONENT (CMP-Yds)	YEAR
1	33.22	Riley Ferguson vs ECU (9-299)	2017
2	29.22	Danny Wimprine vs Chattanooga (9-263)	2004
3	28.25	Neil Suber vs ECU (8-226)	1999
4	28.10	Keith Benton vs UCF (7-197)	1990
5	24.85	Lloyd Patterson vs North Texas (7-171)	1977
6	24.77	Bernard Oden vs Michigan St. (9-223)	1997
T7	24.67	Paxton Lynch vs SMU (9-222)	2015
T7	24.67	Neil Suber vs Tennessee (9-222)	1999
9	23.88	Lloyd Patterson vs USM (9-215)	1977
10	23.83	Will Hudgens vs UCF (6-143)	2009

MOST TOUCHDOWN PASSES

RK	Tds	PLAYER VS OPPONENT	YEAR
T1	7	Riley Ferguson at UConn	2017
T1	7	Paxton Lynch vs SMU	2015
T3	6	Riley Ferguson vs UCLA	2017
T3	6	Riley Ferguson vs Bowling Green	2016
T5	5	Brady White vs Mercer	2018
T5	5	Brady White vs Georgia State	2018
T7	5	Danny Wimprine vs Murray State	2002
T7	4	Riley Ferguson at UCF	2017
T7	4	Riley Ferguson at Tulsa	2017
T7	4	Riley Ferguson vs Bowling Green	2016
T7	4	Riley Ferguson vs Houston	2016
T7	4	Riley Ferguson at SMU	2016
T7	4	Paxton Lynch at Tulsa	2015
T7	4	Paxton Lynch vs UConn	2014
T7	4	Paxton Lynch vs BYU	2014
T7	4	Tyler Bass vs UT Martin	2009
T7	4	Arkelon Hall vs UAB	2008
T7	4	Martin Hankins vs ECU	2007
T7	4	Martin Hankins vs Southern Miss	2007
T7	4	Martin Hankins vs SMU	2007
T7	4	Danny Wimprine vs Bowling Green	2004
T7	4	Danny Wimprine vs Louisville	2004
T7	4	Danny Wimprine vs ECU	2003
T7	4	Danny Wimprine vs Louisville	2002
T7	4	Danny Wimprine vs Army	2001
T7	4	Steve Matthews vs Tulane	1992

MOST INTERCEPTIONS THROWN

RK	INTS	PLAYER VS OPPONENT	YEAR
T1	5	Martin Hankins vs ECU	2006
T1	5	Danny Wimprine vs Mississippi State	2002
T1	5	Darrell Martin vs Vanderbilt	1980
T1	5	Keith Benton vs Missouri	1990
T5	4	Several tied; last Hankins vs Ole Miss	2007

PASSING RECORDS

INDIVIDUAL SINGLE SEASON

MOST PASS ATTEMPTS

RK	ATT	PLAYER	YEAR
1	474	Riley Ferguson	2017
T2	443	Riley Ferguson	2016
T2	443	Paxton Lynch	2015
4	440	Danny Wimprine	2003
5	435	Danny Wimprine	2002
6	428	Martin Hankins	2007
7	413	Paxton Lynch	2014
8	398	Danny Wimprine	2004
9	392	Brady White	2018
10	377	Martin Hankins	2006
11	349	Paxton Lynch	2013
12	335	Arkelon Hall	2008
13	316	Bernard Oden	1997
14	295	Taylor Reed	2011
15	290	Ryan Williams	2010
16	287	Qadry Anderson	1996
17	286	Steve Matthews	1992
18	274	Jacob Karam	2012
19	273	Steve Matthews	1993
20	272	Danny Sparkman	1985

MOST PASS COMPLETIONS

RK	CMP	PLAYER	YEAR
1	299	Riley Ferguson	2017
2	296	Paxton Lynch	2015
3	280	Riley Ferguson	2016
4	261	Martin Hankins	2007
5	259	Paxton Lynch	2014
T6	246	Brady White	2018
T6	246	Danny Wimprine	2003
8	235	Danny Wimprine	2002
9	226	Martin Hankins	2006
10	225	Danny Wimprine	2004
11	203	Paxton Lynch	2013
12	191	Arkelon Hall	2008
13	176	Jacob Karam	2012
14	175	Steve Matthews	1992
15	170	Bernard Oden	1997
16	169	Taylor Reed	2011
17	166	Steve Matthews	1993
18	165	Ryan Williams	2010
19	143	Will Hudgens	2009
20	142	Danny Sparkman	1985

MOST YARDS PASSING

RK	YDS	PLAYER	YEAR
1	4,257	Riley Ferguson	2017
2	3,776	Paxton Lynch	2015
3	3,698	Riley Ferguson	2016
4	3,296	Brady White	2018
5	3,220	Martin Hankins	2007
6	3,174	Danny Wimprine	2003
7	3,031	Paxton Lynch	2014
8	2,892	Danny Wimprine	2004
9	2,820	Danny Wimprine	2002
10	2,550	Martin Hankins	2006
11	2,275	Arkelon Hall	2008
12	2,249	Bernard Oden	1997
13	2,084	Steve Matthews	1992
14	2,075	Ryan Williams	2010
15	2,056	Paxton Lynch	2013
16	1,896	Steve Matthews	1993
17	1,895	Jacob Karam	2012
18	1,690	Taylor Reed	2011

MOST YARDS PASSING

RK	YDS	PLAYER	YEAR
19	1,606	Danny Sparkman	1985
20	1,563	Lloyd Patterson	1976

HIGHEST PASS COMPLETION PCT (MIN. 75 ATTS)

RK	PCT	PLAYER (CMP / ATT)	YEAR
1	66.8	Paxton Lynch (296/443)	2015
2	64.2	Jacob Karam (176/274)	2012
3	64.0	Andy Whitwell (48/75)	1987
4	63.2	Riley Ferguson (280/443)	2016
5	63.1	Riley Ferguson (299/479)	2017
T6	62.7	Brady White (246/392)	2018
T6	62.7	Paxton Lynch (259/413)	2014
8	60.6	Will Hudgens (143/236)	2009
9	61.2	Steve Matthews (175/286)	1992
10	61.0	Martin Hankins (261/428)	2007
11	60.8	Steve Matthews (166/273)	1993
12	59.9	Martin Hankins (226/377)	2006
13	58.2	Paxton Lynch (203/349)	2013
14	57.3	Taylor Reed (169/295)	2011
T15	57.0	Arkelon Hall (191/335)	2008
T15	57.0	Neil Suber (69/121)	2000
17	56.9	Ryan Williams (165/290)	2010
T18	56.8	Tim Jones (54/95)	1987
T18	56.8	Maurice Avery (67/118)	2005
20	56.5	Danny Wimprine (225/398)	2004

AVERAGE GAIN PER COMPLETION

RK	AVG	PLAYER (COMP-YDS)	YEAR
1	19.92	James Earl Wright (40-797)	1960
2	18.27	Nick Bouni (26-475)	1959
3	18.30	Lloyd Patterson (73-1,336)	1977
4	17.97	Lloyd Patterson (87-1,563)	1976
5	17.76	Kevin Betts (33-586)	1978

MOST TOUCHDOWN PASSES

RK	TDS	PLAYER	YEAR
1	38	Riley Ferguson	2017
2	32	Riley Ferguson	2016
3	28	Paxton Lynch	2015
4	26	Brady White	2018
5	25	Martin Hankins	2007
6	23	Danny Wimprine	2002
T7	22	Paxton Lynch	2014
T7	22	Danny Wimprine	2004
T7	22	Danny Wimprine	2003
T10	18	Martin Hankins	2006
T10	18	Steve Matthews	1992
T12	14	Jacob Karam	2012
T12	14	Danny Wimprine	2001
T12	14	Lloyd Patterson	1976
T15	13	Ryan Williams	2010
T15	13	Steve Matthews	1993
T15	13	Billy Fletcher	1965
T15	13	James Earl Wright	1960
T19	12	Arkelon Hall	2008
T19	12	Bernard Oden	1997

MOST INTERCEPTIONS THROWN

RK	INT	PLAYER	YEAR
1	20	Billy Fletcher	1965
2	18	Danny Wimprine	2002
3	16	Darrell Martin	1980
4	14	Danny Wimprine	2004
T5	13	Martin Hankins	2006
T5	13	Danny Wimprine	2003
T5	13	Steve Matthews	1993
T5	13	Lloyd Patterson	1978

MOST INTERCEPTIONS THROWN

RK	INT	PLAYER	YEAR
T9	12	Martin Hankins	2007
T9	12	Steve Matthews	1992

CAREER

MOST PASS ATTEMPTS

RK	ATT	PLAYER	YEARS
1	1,469	Danny Wimprine	2001-04
2	1,205	Paxton Lynch	2013-15
3	917	Riley Ferguson	2016-17
4	805	Martin Hankins	2006-07
5	662	Danny Sparkman	1983-85
6	560	Lloyd Patterson	1975-78
7	559	Steve Matthews	1992-93
8	463	Neil Suber	1998-2001
9	438	Billy Fletcher	1963-65

MOST PASS COMPLETIONS

RK	CMP	PLAYER	YEARS
1	808	Danny Wimprine	2001-04
2	758	Paxton Lynch	2013-15
3	579	Riley Ferguson	2016-17
4	487	Martin Hankins	2006-07
5	341	Steve Matthews	1992-93
6	328	Danny Sparkman	1983-85
7	246	Lloyd Patterson	1975-78
8	246	Brady White	2018
9	240	Will Hudgens	2005-09
10	238	Neil Suber	1998-2001

MOST PASSING YARDS

RK	YDS	PLAYER	YEARS
1	10,215	Danny Wimprine	2001-04
2	8,863	Paxton Lynch	2013-15
3	7,955	Riley Ferguson	2016-17
4	5,770	Martin Hankins	2006-07
5	4,311	Danny Sparkman	1983-85
6	4,201	Lloyd Patterson	1975-78
7	3,980	Steve Matthews	1992-93
8	3,296	Brady White	2018
9	2,686	Bernard Oden	1995-97
10	2,681	Will Hudgens	2005-09
11	2,668	Tim Jones	1986-89
12	2,646	Neil Suber	1998-2001
13	2,607	Arkelon Hall	2008-09

MOST TOUCHDOWN PASSES

RK	TDS	PLAYER	YEARS
1	81	Danny Wimprine	2001-04
2	70	Riley Ferguson	2016-17
3	59	Paxton Lynch	2013-15
4	43	Martin Hankins	2006-07
5	31	Steve Matthews	1992-93
6	30	Lloyd Patterson	1975-78
7	27	Danny Sparkman	1983-85
T8	26	Brady White	2018
T8	26	James Earl Wright	1959-61
10	21	Billy Fletcher	1963-65
11	19	Tim Jones	1986-89

MOST INTERCEPTIONS

RK	INT	PLAYER	YEARS
1	49	Danny Wimprine	2001-04
2	34	Lloyd Patterson	1975-78
3	32	Danny Sparkman	1983-85

2019 MEMPHIS FOOTBALL

PASSING RECORDS

MOST INTERCEPTIONS

RK	INT	PLAYER	YEARS
4	29	Tim Jones	1986-89
5	28	Billy Fletcher	1963-65
T6	25	Martin Hankins	2006-07
T6	25	Steve Matthews	1992-93
T6	25	Darrell Martin	1978-81

HIGHEST PASS COMPLETION PERCENTAGE

RK	PCT	PLAYER (CMP / ATT)	YEARS
1	63.7	Jacob Karam (179/281)	2012-13
2	63.1	Riley Ferguson (280/443)	2016-17
3	62.9	Paxton Lynch (758/1205)	2013-15
4	62.7	Brady White (246/392)	2018-
5	61.0	Steve Matthews (341/559)	1992-93
6	60.5	Martin Hankins (487/805)	2006-07
7	56.4	Arkelon Hall (235/417)	2008-09
8	55.8	Will Hudgens (240/430)	2005-09
9	55.0	Danny Wimprine (808/1469)	2001-04
10	51.1	David Fowler (185/362)	1972-74
11	50.0	Tim Jones (210/420)	1986-89

HIGHEST AVERAGE PER COMPLETION

RK	AVG	PLAYER	YEARS
1	18.2	James Earl Wright	1959-61
2	17.1	Lloyd Patterson	1975-78
3	16.9	Danny Pierce	1968-69
4	15.1	Kevin Betts	1976-79
5	14.4	Russ Vollmer	1960-63

TEAM SINGLE GAME

MOST PASSING ATTEMPTS

RK	ATT	OPPONENT	YEAR
T1	61	vs Ole Miss	2007
T1	61	vs ECU	2007
T1	61	vs SMU	2007
T1	61	vs Mississippi State	2003
5	56	vs Louisville	2008
T6	55	at UConn	2017
T6	55	vs USF	2002
T8	54	vs Marshall	2008
T8	54	vs Tulane	2000
T10	53	at Houston	2017
T10	53	vs Ole Miss	2015
12	51	vs USF	2003
T13	49	at UCF	2017
T13	49	vs ECU	2009
T13	49	vs Southern Miss	2007
16	48	vs Ole Miss	2002
T17	47	at Ole Miss	2016
T17	47	vs Marshall	2011
T17	47	vs Mississippi State	1993

FEWEST PASSING ATTEMPTS

RK	ATT	OPPONENT	YEAR
1	3	vs Arkansas State	1982

MOST PASSING COMPLETIONS

RK	CMP	OPPONENT	YEAR
1	41	vs Ole Miss	2007
T2	39	at UConn	2017
T2	39	vs Ole Miss	2015
4	35	vs Southern Miss	2007
T5	34	vs Louisville	2008
T5	34	vs ECU	2007
T7	33	at Houston	2017
T7	33	vs ECU	2009

MOST PASSING COMPLETIONS

RK	CMP	OPPONENT	YEAR
T7	33	vs USF	2002
T10	32	at Houston	2015
T10	32	at Tulsa	2015
T10	32	vs SMU	2007
T10	32	vs Mississippi State	2003
T10	32	vs UAB	2003
15	31	at Ole Miss	2016
T16	30	vs Houston	2016
T16	30	vs Marshall	2007
T16	30	vs Mississippi State	1993
T16	30	at UCF	2017
T20	29	vs USF	2016
T20	29	at Bowling Green	2015
T20	29	vs Rice	2008
T20	29	vs Marshall	2008
T24	28	at Tulsa	2017
T24	28	vs Southern Miss	2009
T26	26	vs Southeast Missouri	2016
T26	26	vs Navy	2015
T26	26	vs Houston	2014
T26	26	vs SMU	2013
T26	26	vs Mississippi State	2011
T26	26	vs Middle Tennessee	2012
T26	26	vs UAB	2009
T26	26	vs Florida Atlantic	2007
T26	26	vs Marshall	2006
T26	26	vs Bowling Green State	2004
T26	26	vs UAB	2004

FEWEST PASS COMPLETIONS

RK	CMP	OPPONENT	YEAR
1	1	five times (last vs Marshall)	2005

MOST PASSING YARDS

RK	YDS	OPPONENT	YEAR
1	480	at UConn	2017
T2	471	at Houston	2017
T2	471	at UCF	2017
4	447	at Tulsa	2015
5	416	vs ECU	2007
6	412	vs Cincinnati	2015
7	409	vs Houston	2016
T8	398	vs UCLA	2017
T8	398	vs Mississippi State	2003
10	396	vs Southern Miss	2007
11	395	vs Bowling Green	2016
12	390	vs Tennessee Tech	2003
13	389	vs Ole Miss	2003
14	386	at Bowling Green	2015
15	384	vs Ole Miss	2015
T16	379	vs Tulane	2007
T16	379	vs Mississippi State	1993
18	373	vs Rice	2008
19	370	at Kansas	2015
20	368	vs Marshall	2008
21	362	at ECU	2018
22	361	vs Louisville	2004
T23	358	vs Mercer	2018
T23	358	vs Tulane	2015
25	356	vs Arkansas State	2004

FEWEST PASSING YARDS

RK	YDS	OPPONENT	YEAR
1	-3	vs Marshall	2005
2	6	vs Southern Miss	1966

MOST PASSES HAD INTERCEPTED

RK	INT	OPPONENT	YEAR
T1	5	vs ECU	2006
T1	5	vs Mississippi State	2002
T1	5	vs Miami	1993
T1	5	vs Missouri	1991
T1	5	vs Southwestern Louisiana	1987
T1	5	vs Vanderbilt	1980
T1	5	vs Vanderbilt	1979
T1	5	vs Houston	1968
T1	5	vs New Mexico	1986

TEAM SINGLE SEASON

MOST PASSING ATTEMPTS

RK	ATT	YEAR
1	551	2007
2	488	2017
3	477	2016
4	470	2003
5	465	2015
6	452	2002
7	437	2008
8	421	2004
T9	413	2018
T9	413	2014
11	408	2011

FEWEST PASS ATTEMPTS

RK	ATT	YEAR
1	78	1957

MOST PASS COMPLETIONS

RK	CMP	YEAR
1	323	2007
2	311	2015
3	307	2017
4	303	2016
5	260	2003
6	259	2014
7	256	2018
8	247	2008
9	242	2009
10	241	2002

FEWEST PASS COMPLETIONS

RK	CMP	YEAR
1	38	1957

MOST YARDS PASSING

RK	YDS	YEAR
1	4,355	2017
2	3,997	2015
3	3,975	2007
4	3,957	2016
5	3,419	2003
6	3,405	2018
7	3,086	2004
8	3,031	2014
9	2,891	2008
10	2,868	2002

FEWEST PASSING YARDS

RK	YDS	YEAR
1	477	1957

PASSING RECORDS

MOST PASSES HAD INTERCEPTED

RK	INT	YEAR
T1	22	1980, 1965
T3	20	2002, 1995, 1979

FEWEST PASSES HAD INTERCEPTED

RK	INT	YEAR
1	6	2001

MOST TOUCHDOWN PASSES

RK	TDS	YEAR
1	39	2017
2	34	2016
3	33	2007
4	30	2015
5	28	2018
6	25	2004
7	24	2002
T8	23	2014, 2003
10	21	2006
11	20	2008
12	19	1992
13	18	1993
14	16	2012
T15	14	2010, 1978, 1976, 1969, 1965, 1961, 1960

FEWEST TOUCHDOWN PASSES

RK	TDS	YEAR
1	1	1963

400-YARD PASSING GAMES

RILEY FERGUSON (4)

YDS	OPPONENT	YEAR
471	at UCF	2017
471	at Houston	2017
431	at UConn	2017
409	vs Houston	2016

PAXTON LYNCH (2)

YDS	OPPONENT	YEAR
447	at Tulsa	2015
412	vs Cincinnati	2015

MARTIN HANKINS (1)

YDS	OPPONENT	YEAR
416	vs ECU	2007

300-YARD PASSING GAMES

PAXTON LYNCH (10)

YDS	OPPONENT	YEAR
386	at Bowling Green	2015
384	vs Ole Miss	2015
354	at Kansas	2015
343	vs Tulane	2015
311	at Cincinnati	2014
307	at SMU	2014
306	vs BYU	2014
305	vs Navy	2015
305	at USF	2015
305	at UCLA	2014

RILEY FERGUSON (9)

YDS	OPPONENT	YEAR
398	vs UCLA	2017
372	vs Western Kentucky	2016
359	vs Bowling Green	2016
349	vs Tulsa	2016
343	vs Ole Miss	2016
333	vs Navy	2016
331	vs USF	2016
321	at UCF	2017
320	vs SMU	2017

DANNY WIMPRINE (8)

YDS	OPPONENT	YEAR
398	vs Mississippi State	2003
361	vs Louisville	2004
356	vs Arkansas State	2004
355	vs Ole Miss	2003
347	vs UAB	2004
342	vs Houston	2002
324	vs Bowling Green State	2004
314	vs South Florida	2002

MARTIN HANKINS (7)

YDS	OPPONENT	YEAR
396	vs Southern Miss	2007
355	vs Tulane	2007
343	vs Ole Miss	2007
336	vs SMU	2007
322	vs Marshall	2006
306	vs Rice	2007
303	vs UAB	2006

ARKELON HALL (3)

YDS	OPPONENT	YEAR
396	vs Southern Miss	2007
355	vs Tulane	2007
343	vs Ole Miss	2007

WILL HUDGENS (3)

YDS	OPPONENT	YEAR
346	vs Marshall	2007
333	vs UAB	2009
313	vs ECU	2009

STEVE MATTHEWS (2)

YDS	OPPONENT	YEAR
340	vs Mississippi State	1993
335	vs ECU	1992

BRADY WHITE (2)

YDS	OPPONENT	YEAR
362	at ECU	2018
358	vs Mercer	2018

JACOB KARAM (1)

YDS	OPPONENT	YEAR
325	vs Middle Tennessee	2012

BERNARD ODEN (1)

YDS	OPPONENT	YEAR
300	vs Minnesota	1997

TAYLOR REED (1)

YDS	OPPONENT	YEAR
332	vs Austin Peay State	2011

RUSTY TRAIL (1)

YDS	OPPONENT	YEAR
355	vs Southern Miss	1988

200-YARD PASSING GAMES

DANNY WIMPRINE (22)

YDS	OPPONENT	YEAR
295	vs Cincinnati	2001
288	vs Mississippi State	2002
271	vs USF	2003
271	vs Ole Miss	2002
268	vs ECU	2003
266	vs Ole Miss	2004
266	vs Tennessee Tech	2003
263	vs Chattanooga	2004
261	vs Louisville	2002
259	vs UAB	2002
257	vs UAB	2003
254	vs North Texas	2003
247	vs Southern Miss	2004
245	vs Murray State	2002
238	vs Arkansas State	2003
228	vs Houston	2003
216	vs TCU	2002
216	vs Army	2002
216	vs Houston	2001
203	vs Army	2001
201	vs Louisville	2003
200	vs ECU	2004

RILEY FERGUSON (9)

YDS	OPPONENT	YEAR
299	vs ECU	2017
298	at Tulsa	2017
298	vs Tulane	2017
295	vs Southeast Missouri	2016
288	vs Southern Illinois	2017
287	vs SMU	2016
286	vs Iowa State	2017
279	vs Navy	2017
236	vs Tulane	2016

PAXTON LYNCH (9)

YDS	OPPONENT	YEAR
279	vs UCF	2013
278	at Houston	2015
243	vs Houston	2014
242	vs Austin Peay	2014
232	vs USF	2014
230	at Temple	2014
222	vs SMU	2015
222	at Houston	2013
219	vs Middle Tennessee	2014

MARTIN HANKINS (8)

YDS	OPPONENT	YEAR
298	vs UAB	2007
294	vs Chattanooga	2006
289	vs Jacksonville State	2007
281	vs Florida Atlantic	2007
272	vs UCF	2006
265	vs ECU	2006
218	vs UTEP	2006
211	vs Ole Miss	2006

PASSING RECORDS

BRADY WHITE (8)

YDS	OPPONENT	YEAR
292	vs South Alabama	2018
269	vs Georgia State	2018
246	at Tulane	2018
239	vs UConn	2018
226	at SMU	2018
209	vs UCF	2018
209	vs Houston	2018
208	at Missouri	2018

BERNARD ODEN (6)

YDS	OPPONENT	YEAR
292	vs Cincinnati	1997
238	vs Tulane	1997
223	vs Michigan State	1997
218	vs Arkansas State	1997
205	vs Houston	1997
205	vs UAB	1997

STEVE MATTHEWS (6)

YDS	OPPONENT	YEAR
287	vs ECU	1993
263	vs Louisville	1993
239	vs Tulsa	1993
238	vs Tulane	1992
235	vs Southwestern Louisiana	1993
226	vs Tennessee	1992

RYAN WILLIAMS (6)

YDS	OPPONENT	YEAR
293	vs ECU	2010
272	vs UCF	2010
237	vs Southern Miss	2010
228	vs UAB	2010
221	vs Tennessee	2010
201	vs Marshall	2010

LLOYD PATTERSON (3)

YDS	OPPONENT	YEAR
215	vs Southern Miss	1976
203	vs Tulsa	1976
203	vs Virginia Tech	1976

DANNY PIERCE (3)

YDS	OPPONENT	YEAR
240	vs Wichita State	1968
232	vs Ole Miss	1969
203	vs Louisville	1968

DANNY SPARKMAN (3)

YDS	OPPONENT	YEAR
288	vs Cincinnati	1984
261	vs Murray State	1985
214	vs Arkansas State	1984

NEIL SUBER (3)

YDS	OPPONENT	YEAR
279	vs Tulane	1998
226	vs ECU	1998
222	vs Tennessee	1999

QADRY ANDERSON (2)

YDS	OPPONENT	YEAR
291	vs Tulane	1996
239	vs Houston	1996

TYLER BASS (2)

YDS	OPPONENT	YEAR
293	vs UT Martin	2009
232	vs Marshall	2009

BILLY FLETCHER (2)

YDS	OPPONENT	YEAR
257	vs Mississippi State	1965
215	vs Wake Forest	1965

WILL HUDGENS (2)

YDS	OPPONENT	YEAR
262	vs Southern Miss	2009
216	vs UTEP	2009

TIM JONES (2)

YDS	OPPONENT	YEAR
208	vs Mississippi State	1988
205	vs Florida State	1989

TAYLOR REED (2)

YDS	OPPONENT	YEAR
230	vs Middle Tennessee	2011
213	vs Tulane	2011

TRAVIS ANGLIN (1)

YDS	OPPONENT	YEAR
221	vs Tulane	1999

KEITH BENTON (1)

YDS	OPPONENT	YEAR
207	vs Mississippi State	1990

KEVIN BETTS (1)

YDS	OPPONENT	YEAR
218	vs Ole Miss	1979

JOE BORICH (1)

YDS	OPPONENT	YEAR
228	vs Tulane	1995

DAN BRANNER (1)

YDS	OPPONENT	YEAR
225	vs Southwestern Louisiana	1986

JOE BRUNER (1)

YDS	OPPONENT	YEAR
250	vs Kansas State	1973

KENTON EVANS (1)

YDS	OPPONENT	YEAR
214	vs Ole Miss	1998

ARKELOH HALL (1)

YDS	OPPONENT	YEAR
209	vs UAB	2008

JACOB KARAM (1)

YDS	OPPONENT	YEAR
270	vs Tulane	2012

TONY SCARPINO (1)

YDS	OPPONENT	YEAR
225	vs Southern Miss	1993

SCOTT SCHERER (1)

YDS	OPPONENT	YEAR
203	vs Cincinnati	2000

CAREER PASSING LEADERS

RK	PLAYER	YEARS	CMP-ATT	TDS	Yds
1	Danny Wimprine	2001-04	808-1469	81	10,215
2	Paxton Lynch	2012-15	758-1205	59	8,863
3	Riley Ferguson	2016-17	579-917	70	7,955
4	Martin Hankins	2006-07	487-805	43	5,770
5	Danny Sparkman	1983-85	328-662	27	4,311
6	Lloyd Patterson	1975-78	246-560	30	4,201
7	Steve Matthews	1992-93	341-559	31	3,980
8	Brady White	2018-	246-392	26	3,296
9	Bernard Oden	1995-97	209-400	14	2,686
10	Will Hudgens	2005-09	240-430	18	2,681
11	Tim Jones	1986-89	210-420	19	2,668
12	Neil Suber	1998-2001	238-463	14	2,646
13	Arkelon Hall	2008-09	235-417	12	2,607
14	Keith Benton	1990-91	166-375	15	2,468
15	Billy Fletcher	1963-65	168-438	21	2,311
16	David Fowler	1972-74	185-362	12	2,283
17	Ryan Williams	2010	165-290	13	2,075
18	Qadry Anderson	1995-96	178-374	7	2,047
19	Danny Pierce	1968-69	117-276	12	1,974
20	Jacob Karam	2012-13	179-281	14	1,917
21	Taylor Reed	2011	169-295	10	1,690
22	Kevin Betts	1978-79	97-237	13	1,511
23	Travis Anglin	1999-02	137-250	10	1,459
24	James Earl Wright	1959-61	80-167	24	1,456
25	Russ Volmer	1960-63	107-240	7	1,454
26	Al Harvey	1970-72	122-248	9	1,405
27	Rusty Trail	1987-89	98-207	7	1,370
28	Joe Borich	1994-95	124-284	6	1,369
29	Trell Hooper	1981-85	112-201	5	1,194
30	Darrell Martin	1979-82	100-261	5	1,157

YEAR-BY-YEAR PASSING LEADERS

YEAR	PLAYER	COMP	ATT	YARDS	TD	INT
1956	James Armstrong	18	49	338	3	10
1957	Jim Leonard	11	27	149	0	3
1958	Fred Hearn	-	-	174	-	-
1959	Nick Buoni	26	62	475	2	6
1960	James Earl Wright	40	82	797	13	6
1961	James Earl Wright	35	67	604	11	-
1962	Russell Vollmer	39	87	555	6	-
1963	Russell Vollmer	29	58	466	0	3
1964	Billy Fletcher	69	160	921	7	7
1965	Billy Fletcher	92	256	1,239	13	20
1966	Terry Padgett	26	73	348	2	7
1967	Terry Padgett	31	70	436	3	1
1968	Danny Pierce	56	137	925	3	7
1969	Danny Pierce	61	139	1,049	9	9
1970	Rick Strawbridge	39	80	557	1	7
1971	John Robinson	31	80	496	5	5
1972	Al Harvey	90	179	961	5	7
1973	Joe Bruner	61	118	785	4	6
1974	David Fowler	103	193	1,266	9	9
1975	Lloyd Patterson	30	72	371	0	7
1976	Lloyd Patterson	87	178	1,563	14	6
1977	Lloyd Patterson	73	169	1,336	9	8
1978	Lloyd Patterson	56	141	931	7	13
1979	Kevin Betts	64	154	884	6	10
1980	Darrell Martin	73	185	888	5	16
1981	Tom Smith	43	96	466	2	8
1982	Trell Hooper	112	201	1,194	5	10
1983	Danny Sparkman	105	216	1,390	11	11
1984	Danny Sparkman	81	174	1,315	7	10
1985	Danny Sparkman	142	272	1,606	9	11
1986	Tom Branner	41	84	412	2	2
1987	Tim Jones	54	95	709	5	7
1988	Rusty Trail	79	152	1,231	5	5
1989	Tim Jones	73	144	1,017	7	10
1990	Keith Benton	76	176	1,265	7	11
1991	Keith Benton	90	199	1,203	8	13
1992	Steve Matthews	175	286	2,084	18	12
1993	Steve Matthews	166	273	1,896	13	13
1994	Tony Scarpino	70	148	738	1	7
1995	Joe Borich	81	161	896	3	8
1996	Qadry Anderson	141	287	1,557	6	11
1997	Bernard Oden	170	316	2,249	12	9
1998	Neil Suber	61	124	930	5	4
1999	Travis Anglin	68	125	856	5	10
2000	Scott Scherer	85	154	857	4	6
2001	Danny Wimprine	102	196	1,329	14	4
2002	Danny Wimprine	235	435	2,820	23	18
2003	Danny Wimprine	246	440	3,174	22	13
2004	Danny Wimprine	225	398	2,892	22	14
2005	Maurice Avery	67	118	894	5	4
2006	Martin Hankins	226	377	2,550	18	13
2007	Martin Hankins	261	428	3,220	25	12
2008	Arkelon Hall	191	335	2,275	12	7
2009	Will Hudgens	236	143	1,544	7	6
2010	Ryan Williams	290	165	2,075	13	10
2011	Taylor Reed	169	295	1,690	10	4
2012	Jacob Karam	176	274	1,895	14	3
2013	Paxton Lynch	203	349	2,056	9	10
2014	Paxton Lynch	259	413	3,031	22	9
2015	Paxton Lynch	296	443	3,776	28	4
2016	Riley Ferguson	280	443	3,698	32	10
2017	Riley Ferguson	299	474	4,257	38	9
2018	Brady White	246	392	3,296	26	9

LONG PASS COMPLETIONS

RK	YDS	PLAYERS/OPPONENT	TD	YEAR	RK	YDS	PLAYERS/OPPONENT	TD	YEAR
1	94	Lloyd Patterson to Earnest Gray vs Houston	TD	1978	T68	61	Tom Hornsey to Bobby McCain vs Marshall		2012
2	93	Taylor Reed to Billy Foster vs Austin Peay	TD	2011	T68	61	Tyler Bass to Duke Calhoun vs UCF	TD	2009
T3	92	Danny Wimprine to Tavarious Davis vs Ole Miss	TD	2003	T68	61	Keith Benton to John Bush vs Tennessee	TD	1991
T3	92	Stephen Galbraith to Damien Dodson vs Houston	TD	1998	T68	61	Terry Padgett to Dale Brady vs Louisiana-Lafayette	TD	1967
5	89	Riley Ferguson to Anthony Miller vs ECU	TD	2017	T74	60	Riley Ferguson to Anthony Miller vs Bowling Green	TD	2016
6	85	Tyler Bass to Duke Calhoun vs UT Martin	TD	2009	T74	60	Paxton Lynch to Daniel Montiel vs Navy		2015
T7	84	Riley Ferguson to Anthony Miller vs Kansas	TD	2016	T74	60	Paxton Lynch to Sam Craft at Bowling Green	TD	2015
T7	84	Rusty Trail to Chris Martin vs Southern Miss	TD	1988	T74	60	Martin Hankins to Duke Calhoun vs Chattanooga		2006
T7	84	Danny Sparkman to Edwin Lovelady vs Arkansas State	TD	1984	T74	60	Danny Wimprine to Chris Kelley vs Bowling Green	TD	2004
10	83	Danny Sparkman to Derrick Crawford vs Arkansas St.	TD	1983	T74	60	Danny Sparkman to Jerry Harris vs Army	TD	1985
T11	82	Paxton Lynch to Anthony Miller vs Cincinnati	TD	2015	T74	60	Tony Scarpino to Ryan Roskelley vs Tulsa		1994
T11	82	Martin Hankins to Ryan Scott vs UAB	TD	2006	T74	60	Lloyd Patterson to Ricky Rivas vs SMU	TD	1976
T11	82	Neil Suber to Ken Coutain vs Tennessee	TD	1999	T82	59	Riley Ferguson to Tony Pollard at Tulsa	TD	2017
T11	82	Neil Suber to Damien Dodson vs ECU	TD	1998	T82	59	Riley Ferguson to Anthony Miller vs Tulsa	TD	2016
T11	82	Qadry Anderson to Teofilo Riley vs Houston	TD	1996	T84	58	Paxton Lynch to Tevin Jones at Tulsa	TD	2015
T11	82	James Earl Wright to H. Sterling vs Southern Miss	TD	1960	T84	58	M. Hankins to Maurice Jones vs Jacksonville State	TD	2007
17	81	Ryan Williams to Marcus Rucker vs Southern Miss	TD	2010	T84	58	Danny Wimprine to Joseph Doss vs Louisville		2004
T18	80	Tyler Bass to Duke Calhoun vs Marshall	TD	2009	T84	58	Billy Fletcher to Rich Coady vs Utah State		1965
T18	80	Dave Thomas to Steven Black vs Arkansas State	TD	2007	T88	57	Riley Ferguson to Anthony Miller vs USF	TD	2016
T18	80	Danny Wimprine to D. Williams vs Tennessee Tech	TD	2003	T88	57	Bernard Oden to Boo Blevins vs Tulane	TD	1997
T18	80	Steve Matthews to Russell Copeland vs ECU	TD	1992	T88	57	Steve Matthews to Larry Porter vs Louisville	TD	1992
22	79	Danny Sparkman to Jerry Harris vs Florida State	TD	1984	T88	57	Elgin Perkins to Charles Wilson vs Tulane		1987
23	76	Keith Benton to Russell Copeland vs UCF	TD	1990	T88	57	Danny Sparkman to Maurice Jordan vs Southern Miss		1983
T24	75	Brady White to Patrick Taylor Jr. vs Mercer	TD	2018	T88	57	Lloyd Patterson to Earnest Gray vs Mississippi State	TD	1977
T24	75	Brady White to Damonte Coxie at ECU	TD	2018	T94	56	Martin Hankins to Maurice Jones vs Arkansas State		2007
T24	75	Danny Sparkman to Billy Moody vs Virginia Tech	TD	1985	T94	56	Martin Hankins to Duke Calhoun vs UTEP		2006
T24	75	Danny Sparkman to Enis Jackson vs Mississippi State	TD	1984	T94	56	Qadry Anderson to Richie Floyd vs Tulane	TD	1996
T28	73	Danny Wimprine to Antoine Harden vs Houston	TD	2001	T97	55	Riley Ferguson to Pop Williams vs SIU		2017
T28	73	Danny Sparkman to Smokey Jordan vs Virginia Tech	TD	1983	T97	55	Paxton Lynch to Doroland Dorceus at USF	TD	2015
T30	72	Danny Wimprine to Antoine Harden vs Southern Miss	TD	2002	T97	55	Danny Wimprine to Maurice Avery vs Ole Miss		2004
T30	72	Tim Jones to Ray Craft vs Mississippi State		1988	T97	55	Danny Wimprine to Maurice Avery vs Houston		2003
T30	72	Danny Sparkman to Jerry Harris vs Cincinnati	TD	1984	T97	55	Lloyd Patterson to Earnest Gray vs Southern Miss	TD	1977
T33	71	Brady White to Darrell Henderson at ECU	TD	2018					
T33	71	Danny Sparkman to Enis Jackson vs Tulane		1983					
T33	71	Nick Bouni to Don Coffey vs Abilene Christian		1959					
T36	70	Martin Hankins to Duke Calhoun vs UAB		2007					
T36	70	Martin Hankins to Duke Calhoun vs UAB		2007					
T36	70	Bernard Oden to Damien Dodson vs Michigan State	TD	1997					
T39	69	Danny Wimprine to Darren White vs Cincinnati	TD	2001					
T39	69	Keith Benton to John Bush vs Mississippi State	TD	1991					
T39	69	Carlton Henley to Jim "Red" Hoggett vs Southern Miss	TD	1952					
T42	68	Riley Ferguson to Anthony Miller at UCF	TD	2017					
T42	68	Danny Wimprine to D. Williams vs Chattanooga	TD	2004					
T42	68	Danny Wimprine to Ryan Scott vs Southern Miss	TD	2004					
T42	68	Bernard Oden to Boo Blevins vs Mississippi State	TD	1995					
T46	67	Riley Ferguson to Phil Mayhue vs Houston	TD	2016					
T46	67	Danny Wimprine to Antoine Harden vs Army	TD	2001					
T46	67	Danny Sparkman to Punkin Williams vs Arkansas St.	TD	1984					
T46	67	Bernard Oden to Richie Floyd vs Michigan State	TD	1997					
T46	67	Billy Fletcher to Bob Sherlag vs Wake Forest	TD	1965					
T51	66	Maurice Avery to Ryan Scott vs Houston	TD	2005					
T51	66	Steve Matthews to Isaac Bruce vs Tulsa	TD	1992					
T51	66	Andy Whitwell to Charles Wilson vs Southern Miss	TD	1987					
T54	65	Martin Hankins to Duke Calhoun vs Southern Miss	TD	2007					
T54	65	Darron White to Chris Kelley vs Cincinnati	TD	2003					
T54	65	Bernard Oden to Richie Floyd vs Cincinnati		1997					
T54	65	Bernard Oden to Chris Powers vs Mississippi State	TD	1997					
T58	64	Ryan Williams to Billy Foster vs UCF		2010					
T58	64	Lloyd Patterson to Earnest Gray vs Southern Miss	TD	1977					
T58	64	Bubba Leonard to Eddie Gebara vs East Tennessee State	TD	1956					
T61	63	Riley Ferguson to Sean Dykes at UCF		2017					
T61	63	Jacob Karam to Marcus Rucker vs Middle Tennessee		2012					
T61	63	Danny Wimprine to Darren Garcia vs North Texas		2003					
T64	62	Brady White to Damonte Coxie at SMU		2018					
T64	62	Brady White to Darrell Henderson vs Mercer	TD	2018					
T64	62	Will Hudgens to Duke Calhoun vs UAB		2009					
T64	62	Will Hudgens to Maurice Avery vs Chattanooga	TD	2005					
T68	61	Riley Ferguson to Damonte Coxie vs ECU	TD	2017					
T68	61	Paxton Lynch to Doroland Dorceus at Houston	TD	2015					



RECEIVING RECORDS

INDIVIDUAL SINGLE GAME

MOST PASS RECEPTIONS

RK	REC	PLAYER VS OPPONENT	YEAR
T1	15	Anthony Miller at UConn	2017
T1	15	Anthony Miller vs Houston	2016
3	14	Anthony Miller at UCF	2017
4	13	Maurice Avery vs UAB	2003
T5	12	Anthony Miller vs Tulsa	2016
T5	12	Steven Black vs SMU	2007
T7	11	Anthony Miller vs Western Kentucky	2016
T7	11	Tannar Rehner vs Rice	2011
T7	11	Duke Calhoun vs Southern Miss	2009
T7	11	Carlos Singleton vs Marshall	2008
T11	10	Damonte Coxie at ECU	2018
T11	10	Anthony Miller at Houston	2017
T11	10	Anthony Miller vs Navy	2017
T11	10	Anthony Miller vs USF	2016
T11	10	Anthony Miller at Ole Miss	2016
T11	10	Anthony Miller vs Ole Miss	2015
T11	10	Keiwone Malone vs MTSU	2012
T11	10	Marcus Rucker vs Middle Tennessee	2012
T11	10	Tannar Rehner vs Middle Tennessee	2011
T11	10	Duke Calhoun vs Ole Miss	2007
T11	10	Darron White vs Mississippi State	2003
T11	10	Richie Floyd vs Arkansas State	1997
T11	10	Isaac Bruce vs Southwestern La.	1993
T11	10	Mac Cody vs Mississippi State	1993
T11	10	Russell Copeland vs Mississippi State	1992
T11	10	Russell Copeland vs Tennessee	1992

MOST YARDS RECEIVING

RK	YDS	PLAYER VS OPPONENT	YEAR
1	250	Anthony Miller vs Tulsa	2016
2	224	Anthony Miller at UConn	2017
3	195	Anthony Miller at UCF	2017
4	186	Bob Sherlag vs Mississippi State	1965
5	185	Anthony Miller vs UCLA	2017
6	178	Anthony Miller at Houston	2017
7	177	Marcus Rucker vs Middle Tennessee	2012
8	176	Damonte Coxie at ECU	2018
T9	174	Duke Calhoun vs UT Martin	2009
T9	174	Ryan Roskelly vs Tulsa	1994
11	173	Maurice Jones vs Rice	2008
12	172	Richie Floyd vs Tulane	1996
13	163	Anthony Miller vs SMU	2017
14	162	Duke Calhoun vs UCF	2009
15	161	Sean Dykes at UCF	2017
16	160	Bill Robertson vs Arkansas State	1950
T17	159	Duke Calhoun vs UAB	2007
T17	159	Preston Riley vs Louisville	1968
19	158	Carlos Singleton vs Marshall	2008
20	156	Anthony Miller vs Cincinnati	2015
T21	155	Marcus Rucker vs Southern Miss	2010
T21	155	Richie Floyd vs Cincinnati	1997
23	153	Anthony Miller vs USF	2016
24	151	Anthony Miller vs Western Kentucky	2016
25	150	Travis Anglin vs Houston	2002
26	147	Isaac Bruce vs ECU	1993
T27	132	Anthony Miller vs Ole Miss	2015
T27	132	Darrius Blevins vs Tulane	1997

AVG. GAIN/RECEPTION (MIN. 3 REC.)

RK	AVG	PLAYER VS OPPONENT	YEAR
1	53.6	Sean Dykes at UCF (3-161)	2017
2	40.5	Duke Calhoun vs UCF (4-162)	2009
3	39.8	Duke Calhoun vs UAB (4-159)	2007
4	38.8	Marcus Rucker vs USM(4-155)	2010
5	37.6	Tavarious Davis vs Ole Miss (3-113)	2003

AVG. GAIN/RECEPTION (MIN. 3 REC.)

RK	AVG	PLAYER VS OPPONENT	YEAR
6	36.3	Antoine Harden vs Army (3-109)	2001
7	34.3	Ryan Scott vs Akron (3-103)	2005
8	33.8	DeAngelo Williams vs TTU (4-135)	2003
9	33.0	Darrius Blevins vs Tulane (4-132)	1997
10	32.7	Tevin Jones at Bowling Green (3-98)	2015
11	32.0	Earnest Williams vs Tulane (3-96)	2007
12	31.8	Preston Riley vs Louisville (5-159)	1968
13	29.8	Duke Calhoun vs Rice (4-119)	2007
14	29.5	Billy Foster vs APSU (4-118)	2011
15	29.3	Maurice Jones vs Tulane (4-117)	2007
16	29.0	Ryan Roskelly vs Tulsa (6-174)	1994
17	28.3	Darron White vs ASU (3-85)	2004
18	28.2	Duke Calhoun vs Marshall (5-141)	2009
19	28.0	Robert Douglas vs ASU (3-84)	2004
20	27.7	Sam Craft vs UT Martin (3-83)	2013
21	27.3	Duke Calhoun vs UCT (4-109)	2006
22	27.3	Mose Frazier vs USF (3-82)	2014
T23	27.0	Keiwone Malone at Louisville (3-81)	2013
T23	27.0	Chris Kelley vs BGSU (4-108)	2004
25	26.3	Billy Foster vs UAB (3-79)	2011
T26	26.0	Roderick Proctor vs Cincinnati (3-78)	2015
T26	26.0	Darren Garcia vs North Texas (4-104)	2003
28	25.8	Duke Calhoun vs UTEP (5-129)	2006
T29	24.7	Tevin Jones at UCLA (3-74)	2014
T29	24.7	Maurice Jones vs Rice (3-74)	2007

MOST TOUCHDOWN RECEPTIONS

RK	TDS	PLAYER VS OPPONENT	YEAR
1	4	Anthony Miller at UConn	2017
T2	3	Anthony Miller at UCF	2017
T2	3	Anthony Miller vs Western Kentucky	2016
T2	3	Carlos Singleton vs SMU	2007
T2	3	Russell Copeland vs Tennessee	1992
T2	3	Stan Davis vs Ole Miss	1971
T2	3	Bob Sherlag vs Mississippi State	1965
T2	3	Don Coffey vs Tulsa	1961

LONGEST PASS RECEPTION

RK	YDS	PLAYER VS OPPONENT	YEAR
1	94	Earnest Gray vs Houston	1978
2	93	Billy Foster vs Austin Peay State	2011
T3	92	Tavarious Davis vs Ole Miss	2003
T3	92	Damien Dodson vs Houston	1998
5	89	Anthony Miller vs ECU	2017
6	85	Duke Calhoun vs UT Martin	2009
T7	84	Anthony Miller vs Kansas	2016
T7	84	Chris Martin vs Southern Miss	1988
T7	84	Edwin Lovelady vs Arkansas State	1984
10	83	Derrick Crawford vs Arkansas State	1983
T11	82	Anthony Miller vs Cincinnati	2015
T11	82	Ryan Scott vs UAB	2006
T11	82	Ken Coutain vs Tennessee	1999
T11	82	Damien Dodson vs ECU	1998
T11	82	Teofilo Riley vs Houston	1996
T11	82	Harold Sterling vs Southern Miss	1960
17	81	Marcus Rucker vs Southern Miss	2010
T18	80	Duke Calhoun vs Marshall	2009
T18	80	Steven Black vs Arkansas State	2007
T18	80	DeAngelo Williams vs TTU	2003
T18	80	Russell Copeland vs ECU	1992
22	79	Jerry Harris vs Florida State	1984
23	76	Russell Copeland vs UCF	1990
T24	75	Patrick Taylor Jr. vs Mercer	2018
T24	75	Damonte Coxie at ECU	2018
T24	75	Billy Moody vs Virginia Tech	1985
T24	75	Enis Jackson vs Mississippi State	1984

RECEIVING RECORDS

MOST CONSECUTIVE GAMES WITH A RECEPTION

RK	GMS	PLAYER
1	49	Duke Calhoun
2	37	Phil Mayhue
3	36	Anthony Miller
4	28	Carlos Singleton
5	27	Russell Copeland
6	26	Earnest Gray
7	24	Darron White
T8	22	Bunkie Perkins
T8	22	Isaac Bruce
T8	22	Ryan Roskelly
11	21	Richie Floyd
T12	19	Damonte Coxie
T12	19	Damien Dodson
14	18	John Bush
T15	16	Ryan Scott
T15	16	Tannar Rehrrer
17	15	Wayne Pryor

INDIVIDUAL SINGLE SEASON

MOST PASS RECEPTIONS

RK	REC	PLAYER	YEAR
1	96	Anthony Miller	2017
2	95	Anthony Miller	2016
3	74	Isaac Bruce	1993
4	72	Damonte Coxie	2018
T5	70	Mose Frazier	2015
T5	70	Tannar Rehrrer	2011
7	68	Duke Calhoun	2009
8	62	Duke Calhoun	2007
9	61	Russell Copeland	1992
10	55	Travis Anglin	2002
11	54	Tavares Gideon	2004
12	52	Carlos Singleton	2008
T13	51	Phil Mayhue	2015
T13	51	Carlos Singleton	2007
15	50	Mac Cody	1993
16	49	Maurice Avery	2003
T17	47	Anthony Miller	2015
T17	47	Mose Frazier	2014
T17	47	Marcus Rucker	2002
T17	47	Ryan Scott	2006
T21	46	Bunkie Perkins	2001
T21	46	James Thompson	1973
T21	46	Bob Sherlag	1965
T24	45	Keiwone Malone	2014
T24	45	Damien Dodson	1997
26	44	Ryan Roskelly	1994
T27	43	Richie Floyd	1996
T27	43	Bobby Ward	1973
T29	42	Phil Mayhue	2016
T29	42	Steven Black	2007
T29	42	Duke Calhoun	2006
T29	42	Tavares Gideon	2002
T29	42	Damien Dodson	1998
34	41	Marcus Rucker	2010

MOST YARDS RECEIVING

RK	YDS	PLAYER	YEAR
1	1,462	Anthony Miller	2017
2	1,434	Anthony Miller	2016
3	1,174	Damonte Coxie	2018
4	1,054	Isaac Bruce	1993
5	923	Duke Calhoun	2009
6	890	Duke Calhoun	2007
7	826	Earnest Gray	1977

MOST YARDS RECEIVING

RK	YDS	PLAYER	YEAR
8	797	Mose Frazier	2015
9	791	Carlos Singleton	2008
10	767	Carlos Singleton	2007
11	753	Damien Dodson	1998
12	744	Bobby Ward	1973
13	742	Maurice Avery	2003
14	740	Travis Anglin	2002
15	736	Russell Copeland	1992
16	704	Marcus Rucker	2010
17	694	Anthony Miller	2015
18	690	Earnest Gray	1978
19	684	Russell Copeland	1990
20	681	Duke Calhoun	2006
21	677	Phil Mayhue	2016
22	670	Phil Mayhue	2015
23	665	Tavares Gideon	2004
24	639	Maurice Jones	2007

AVERAGE GAIN PER RECEPTION

RK	AVG	PLAYER	YEAR
1	29.5	Earnest Gray	1977
2	25.3	Jerry Harris	1984
3	24.5	Sonny Parsons	1961
4	23.1	Preston Riley	1968
5	22.2	Enis Jackson	1983
6	21.7	Ray Craft	1988
7	20.7	Russell Copeland	1990
8	20.3	Ricky Rivas	1976

MOST TOUCHDOWN RECEPTIONS

RK	TDS	PLAYER	YEAR
1	18	Anthony Miller	2017
2	14	Anthony Miller	2016
3	12	Bill Robertson	1950
T4	11	Carlos Singleton	2007
T4	11	Tavares Gideon	2004
6	10	Isaac Bruce	1993
T7	9	Earnest Gray	1978
T7	9	Bob Sherlag	1965
T9	8	Marcus Rucker	2010
T9	8	Maurice Avery	2003
T9	8	Tavares Gideon	2002
T12	7	Damonte Coxie	2018
T12	7	Russell Copeland	1992
T12	7	Bobby Ward	1973

CAREER

MOST PASS RECEPTIONS

RK	REC	PLAYER	YEARS
1	238	Anthony Miller	2015-17
2	212	Duke Calhoun	2006-09
3	164	Carlos Singleton	2006-09
4	147	Damien Dodson	1996-99
5	143	Phil Mayhue	2014-17
6	137	Darron White	2001-04
7	135	Mose Frazier	2013-15
T8	126	Keiwone Malone	2011-14
T8	126	Marcus Rucker	2009-12
10	116	Russell Copeland	1989-92
11	114	Ryan Scott	2003-06
12	113	Isaac Bruce	1992-93
13	110	Richie Floyd	1996-98
T14	105	Earnest Williams	2005-08
T14	105	James Thompson	1972-74
16	104	Tony Pollard	2016-18

MOST PASS RECEPTIONS

RK	REC	PLAYER	YEARS
T17	97	Maurice Avery	2002-05
T17	97	Earnest Gray	1975-78
19	96	Tavares Gideon	2002, 2004
20	95	Maurice Jones	2005-08
T21	93	Damonte Coxie	2017-
T21	93	Tannar Rehrrer	2010-11
T23	90	Tevin Jones	2011-15
T23	90	Alan Cross	2012-15

MOST RECEIVING YARDS

RK	YDS	PLAYER	YEARS
1	3,590	Anthony Miller	2015-17
2	2,981	Duke Calhoun	2006-09
3	2,365	Carlos Singleton	2006-09
4	2,123	Earnest Gray	1975-78
5	2,110	Phil Mayhue	2014-17
6	2,096	Damien Dodson	1996-99
7	1,753	Russell Copeland	1989-92
8	1,665	Marcus Rucker	2009-12
9	1,654	Richie Floyd	1995-98
10	1,649	Darron White	2001-04
12	1,599	Mose Frazier	2013-15
13	1,586	Isaac Bruce	1992-93
14	1,527	Ryan Scott	2003-06
T15	1,497	Damonte Coxie	2017-
T15	1,497	Keiwone Malone	2011-14
17	1,373	Maurice Avery	2002-05
18	1,356	Maurice Jones	2005-08
19	1,292	Tony Pollard	2016-18
20	1,248	Keith Wright	1974-77
21	1,215	Tevin Jones	2011-15
22	1,197	Antoine Harden	2000-02
23	1,186	Jerry Harris	1983-86
24	1,183	James Thompson	1972-74

HIGHEST AVERAGE GAIN PER RECEPTION

RK	AVG	PLAYER	YEARS
1	21.9	Earnest Gray	1975-78
2	18.7	Sean Dykes	2016-
3	17.7	Derrick Crawford	1980-83
4	17.1	John Bowers	1979-82
5	16.9	Keith Wright	1974-77
6	16.6	Enis Jackson	1982-85
7	16.3	Jerry Harris	1983-86

MOST TOUCHDOWN RECEPTIONS

RK	TDS	PLAYER	YEARS
1	37	Anthony Miller	2015-17
2	22	Carlos Singleton	2006-09
T3	19	Duke Calhoun	2006-09
T3	19	Tavares Gideon	2002, 2004
5	17	Earnest Gray	1975-78
6	16	Bill Robertson	1947-50
7	15	Isaac Bruce	1992-93
T8	14	Alan Cross	2012-15
T8	14	Marcus Rucker	2009-12
T8	14	Earnest Williams	2005-08
T11	12	Russell Copeland	1989-92
T11	12	Damien Dodson	1996-99

RECEIVING RECORDS

100-YARD RECEIVING GAMES

ANTHONY MILLER (17)

YDS	OPPONENT	YEAR
250	vs Tulsa	2016
224	at UConn	2017
195	at UCF	2017
185	vs UCLA	2017
178	at Houston	2017
169	vs Houston	2016
163	vs SMU	2017
156	vs Cincinnati	2015
153	vs USF	2016
151	vs Western Kentucky	2016
144	vs ECU	2017
134	vs Navy	2016
132	vs Ole Miss	2016
132	vs Ole Miss	2015
106	at Tulsa	2016
103	vs Southeast Missouri	2016
102	vs SMU	2016

DUKE CALHOUN (10)

YDS	OPPONENT	YEAR
174	vs UT Martin	2009
162	vs UCF	2009
159	vs UAB	2007
141	vs Marshall	2009
129	vs UTEP	2006
124	vs Southern Miss	2007
119	vs Rice	2007
109	vs Chattanooga	2006
107	vs ECU	2007
100	vs UCF	2006

EARNEST GRAY (6)

YDS	OPPONENT	YEAR
129	vs Utah State	1977
122	vs North Texas State	1978
119	vs Virginia Tech	1977
119	vs Southern Miss	1977
112	vs Mississippi State	1978
105	vs North Texas State	1977

RUSSELL COPELAND (5)

YDS	OPPONENT	YEAR
140	vs ECU	1992
139	vs Tennessee	1992
123	vs UCF	1990
113	vs Florida State	1989
111	vs Tulsa	1990

DAMONTE COXIE (5)

YDS	OPPONENT	YEAR
176	at ECU	2018
123	vs Georgia State	2018
113	vs South Alabama	2018
111	at Missouri	2018
110	vs Tulsa	2018

DAMIEN DODSON (5)

YDS	OPPONENT	YEAR
128	vs ECU	1998
127	vs Minnesota	1997
126	vs Mississippi State	1998
111	vs Houston	1998
101	vs Louisville	1997

CARLOS SINGLETON (5)

YDS	OPPONENT	YEAR
158	vs Marshall	2008
127	vs SMU	2007
123	vs UAB	2008
105	vs UTEP	2009
100	vs ECU	2007

ISAAC BRUCE (4)

YDS	OPPONENT	YEAR
147	vs ECU	1993
137	vs Tulsa	1992
112	vs Mississippi State	1993
108	vs Tulsa	1993

DERRICK CRAWFORD (3)

YDS	OPPONENT	YEAR
125	vs Tulane	1982
111	vs Arkansas State	1993
109	vs Mississippi State	1983

RICHIE FLOYD (3)

YDS	OPPONENT	YEAR
172	vs Tulane	1996
155	vs Cincinnati	1997
116	vs Arkansas State	1997

ANTOINE HARDEN (3)

YDS	OPPONENT	YEAR
119	vs Mississippi	2002
109	vs Army	2001
104	vs Tennessee	2001

PRESTON RILEY (3)

YDS	OPPONENT	YEAR
159	vs Louisville	1968
119	vs Florida State	1968
110	vs Wichita State	1968

RYAN SCOTT (3)

YDS	OPPONENT	YEAR
120	vs UAB	2006
104	vs UTEP	2005
103	vs Akron	2005

DARRION WHITE (3)

YDS	OPPONENT	YEAR
123	vs Cincinnati	2001
102	vs Mississippi State	2003
101	vs UAB	2004

MAURICE AVERY (2)

YDS	OPPONENT	YEAR
125	vs UAB	2003
103	vs Southern Miss	2003

FRANK BLACKWELL (2)

YDS	OPPONENT	YEAR
130	vs Ole Miss	1969
107	vs Tennessee	1969

DARRIUS "BOO" BLEVINS (2)

YDS	OPPONENT	YEAR
132	vs Tulane	1997
126	vs Mississippi State	1995

MAC CODY (2)

YDS	OPPONENT	YEAR
112	vs Mississippi State	1993

MAC CODY (2)

YDS	OPPONENT	YEAR
110	vs ECU	1993

MOSE FRAZIER (2)

YDS	OPPONENT	YEAR
128	at Tulsa	2015
110	at Temple	2014

DARREN GARCIA (2)

YDS	OPPONENT	YEAR
109	vs North Texas	2003
104	vs Mississippi State	2003

TAVARES GIDEON (2)

YDS	OPPONENT	YEAR
127	vs Mississippi State	2002
115	vs Louisville	2004

JERRY HARRIS (2)

YDS	OPPONENT	YEAR
112	vs Southwestern La.	1986
106	vs Cincinnati	1984

ENIS JACKSON (2)

YDS	OPPONENT	YEAR
110	vs Southern Miss	1983
103	vs Tulane	1983

MAURICE JONES (2)

YDS	OPPONENT	YEAR
173	vs Rice	2008
117	vs Tulane	2007

PHIL MAYHUE (2)

YDS	OPPONENT	YEAR
142	vs Houston	2016
107	vs Tulane	2015

RICKY RIVAS (2)

YDS	OPPONENT	YEAR
112	vs Tulsa	1976
101	vs Ole Miss	1976

MARCUS RUCKER (2)

YDS	OPPONENT	YEAR
155	vs Tulsa	2010
173	vs Middle Tennessee	2012

BOB SHERLAG (2)

YDS	OPPONENT	YEAR
189	vs Mississippi State	1965
130	vs Wake Forest	1965

BOBBY WARD (2)

YDS	OPPONENT	YEAR
105	vs Houston	1973
100	vs Tulsa	1973

CHARLES WILSON (2)

YDS	OPPONENT	YEAR
127	vs Tulane	1987
110	vs Tennessee	1988

TRAVIS ANGLIN (1)

YDS	OPPONENT	YEAR
150	vs Houston	2002

RECEIVING RECORDS

STEVEN BLACK (1)

YDS	OPPONENT	YEAR
112	vs SMU	2007

JOHN BUSH (1)

YDS	OPPONENT	YEAR
117	vs Mississippi State	1991

KEN COUTAIN (1)

YDS	OPPONENT	YEAR
116	vs Tennessee	1999

STAN DAVIS (1)

YDS	OPPONENT	YEAR
106	vs Ole Miss	1971

TAVARIOUS DAVIS (1)

YDS	OPPONENT	YEAR
113	vs Ole Miss	2003

SEAN DYKES (1)

YDS	OPPONENT	YEAR
161	at UCF	2017

BILLY FOSTER (1)

YDS	OPPONENT	YEAR
118	vs Austin Peay State	2011

CHRIS KELLEY (1)

YDS	OPPONENT	YEAR
108	vs Bowling Green State	2004

CHRIS MARTIN (1)

YDS	OPPONENT	YEAR
118	vs Southern Miss	1988

DANIEL MONTIEL (1)

YDS	OPPONENT	YEAR
100	vs USF	2016

JERMAINE MCKENZIE (1)

YDS	OPPONENT	YEAR
109	vs Marshall	2010

TONY POLLARD (1)

YDS	OPPONENT	YEAR
116	vs Houston	2018

RUSSELL RICHARDS (1)

YDS	OPPONENT	YEAR
102	vs Ole Miss	1979

RYAN ROSKELLY (1)

YDS	OPPONENT	YEAR
174	vs Tulsa	1994

DEANGELO WILLIAMS (1)

YDS	OPPONENT	YEAR
135	vs Tennessee Tech	2003

YEAR-BY-YEAR RECEIVERS

YEAR	PLAYER	NO.	YDS	TDs
1956	Jerry Christopher	13	174	0
1957	John Ruth	5	93	0
1959	Don Coffey	8	192	2
1960	Don Coffey	10	188	1
1961	Don Coffey	18	312	5
1962	John Griffin	14	220	3
1963	Bob Sherlag	8	183	0
1964	Billy Ray Farmer	19	222	0
1965	Bob Sherlag	46	673	9
1966	Dale Brady	11	176	3
1967	Rich Coady	18	260	1
1968	Preston Riley	21	484	2
1969	Frank Blackwell	31	591	5
1970	Bill Wright	17	206	3
1971	Stan Davis	34	509	5
1972	Stan Davis	39	476	2
1973	Bobby Ward	43	744	7
1974	James Thompson	40	395	5
1975	Ricky Rivas	18	224	0
1976	Ricky Rivas	26	529	6
	Earnest Gray	29	529	2
1977	Earnest Gray	28	826	6
1978	Earnest Gray	35	690	9
1979	Tony Hunt	15	234	1
1980	Jerry Knowlton	27	470	4
1981	Jerry Knowlton	18	244	0
1982	Derrick Crawford	32	523	2
1983	Derrick Crawford	31	594	3
1984	Edwin Lovelady	19	345	2
1985	Jerry Harris	30	519	4
1986	Jerry Harris	29	338	1
1987	Charles Wilson	20	393	2
1988	Charles Wilson	33	554	2
1989	Russell Copeland	22	333	1
1990	Russell Jones	33	684	4
1991	John Bush	25	420	3
1992	Russell Copeland	61	736	7
1993	Isaac Bruce	74	1,054	10
1994	Ryan Roskelly	44	602	3
1995	Ryan Roskelly	34	361	0
1996	Richie Floyd	43	600	1
1997	Richie Floyd	38	617	1
1998	Damien Dodson	42	753	2
1999	Damien Dodson	39	507	4
2000	Bunkie Perkins	33	314	0
2001	Antoine Harden	31	589	4
2002	Travis Anglin	55	740	5
2003	Maurice Avery	49	742	8
2004	Tavares Gideon	54	665	11
2005	Ryan Scott	37	577	3
2006	Duke Calhoun	42	681	6
2007	Duke Calhoun	62	890	5
2008	Carlos Singleton	52	791	5
2009	Duke Calhoun	68	923	5
2010	Marcus Rucker	41	704	8
2011	Tannar Rehner	70	593	4
2012	Marcus Rucker	47	525	3
2013	Joe Craig	37	338	0
2014	Mose Frazier	47	506	3
2015	Mose Frazier	70	797	4
2016	Anthony Miller	95	1,434	14
2017	Anthony Miller	96	1,462	18
2018	Damonte Coxie	72	1,174	7

CAREER PASS RECEIVING LEADERS

RK	POS.	NAME	YEARS	RECEPTIONS	TDs	YARDS
1	wr	Anthony Miller	2015-17	238	37	3,590
2	wr	Duke Calhoun	2006-09	212	19	2,981
3	wr	Carlos Singleton	2006-09	164	22	2,365
4	wr	Earnest Gray	1975-78	97	17	2,123
5	wr	Phil Mayhue	2014-17	143	10	2,110
6	fl	Damien Dodson	1996-99	147	12	2,096
7	wr	Russell Copeland	1989-92	116	12	1,753
8	wr	Marcus Rucker	2009-12	126	14	1,665
9	wr	Richie Floyd	1995-98	110	4	1,654
10	wr	Darron White	2001-04	137	11	1,649
12	wr	Mose Frazier	2013-15	135	8	1,599
13	wr	Isaac Bruce	1992-93	113	15	1,586
14	wr	Ryan Scott	2003-06	114	9	1,527
T15	wr	Damonte Coxie	2017-	93	10	1,497
T15	wr	Keiwone Malone	2011-14	126	9	1,497
17	wr	Maurice Avery	2002-05	97	11	1,373
18	wr	Maurice Jones	2005-08	95	7	1,356
19	rb	Tony Pollard	2016-18	104	9	1,292
20	fl	Keith Wright	1974-77	74	11	1,248
21	wr	Tevin Jones	2011-15	90	9	1,215
22	wr	Antoine Harden	2000-02	68	9	1,197
23	fl	Jerry Harris	1983-86	72	7	1,186
24	wr	James Thompson	1971-73	105	7	1,183
25	wr	Tavares Gideon	2002,2004	96	19	1,131
26	wr	Derrick Crawford	1981-83	63	5	1,117
27	wr	Stan Davis	1969-72	79	9	1,105
28	wr	Earnest Williams	2005-08	105	14	1,061
29	fl	Bobby Ward	1973-74	71	7	1,056
30	te	Alan Cross	2012-15	90	14	1,050
31	wr	Bob Sherlag	1963-65	62	11	1,041
32	wr	John Bush	1989-92	61	7	1,023
33	wr	Darrius Blevins	1994-98	73	8	1,017

TOTAL OFFENSE RECORDS

INDIVIDUAL SINGLE GAME

MOST OFFENSIVE PLAYS (MIN. 50)

RK	NO.	PLAYER VS OPPONENT	YEAR
1	68	Martin Hankins vs ECU	2007
T2	66	Arkelon Hall vs Louisville	2008
T2	66	Danny Wimprine vs USF	2002
T4	63	Martin Hankins vs Ole Miss	2007
T4	63	Danny Wimprine vs Mississippi State	2003
6	62	Martin Hankins vs SMU	2007
7	61	Paxton Lynch vs Ole Miss	2015
T8	60	Arkelon Hall vs Marshall	2008
T8	60	Bernard Oden vs Minnesota	1997
10	59	Paxton Lynch vs BYU	2014
11	57	Riley Ferguson at Houston	2017
12	56	Riley Ferguson vs Western Kentucky	2016
T13	54	Qadry Anderson vs Louisville	1996
T13	54	Billy Fletcher vs Wake Forest	1965
15	53	Danny Wimprine vs USF	2003
T16	52	Paxton Lynch vs Houston	2014
T16	52	Danny Wimprine vs Louisville	2004
T16	52	Steve Matthews vs Louisville	1993
T19	51	Riley Ferguson at UCF	2017
T19	51	Riley Ferguson at Ole Miss	2016
T19	51	Paxton Lynch at UCLA	2014
T19	51	Martin Hankins vs Southern Miss	2007
T19	51	Danny Wimprine vs Mississippi State	2002
T19	51	Rusty Trail vs Southern Miss	1988

MOST TOTAL OFFENSE (MIN. 350)

RK	YDS	PLAYER VS OPPONENT	YEAR
1	466	Riley Ferguson at UCF	2017
2	465	Riley Ferguson at Houston	2017
3	464	Paxton Lynch vs Cincinnati	2015
4	453	Paxton Lynch at Tulsa	2015
5	420	Riley Ferguson at UConn	2017
6	414	Riley Ferguson vs Houston	2016
7	409	Arkelon Hall vs Rice	2008
8	405	Martin Hankins vs ECU	2007
9	403	Paxton Lynch at Bowling Green	2015
T10	394	Riley Ferguson vs UCLA	2017
T10	394	Paxton Lynch vs Ole Miss	2015
12	390	Martin Hankins vs Southern Miss	2007
T13	386	Paxton Lynch vs Tulane	2015
T13	386	Danny Wimprine vs Louisville	2004
T15	383	Danny Wimprine vs Arkansas State	2004
T15	383	Danny Wimprine vs Mississippi State	2003
17	378	Brady White vs Mercer	2018
18	376	Danny Wimprine vs Ole Miss	2003
19	375	Rusty Trail vs Southern Miss	1988
20	373	Tyler Bass vs UT Martin	2009
T21	372	Riley Ferguson vs USF	2016
T21	372	Arkelon Hall vs Louisville	2008
23	368	Paxton Lynch at Kansas	2015

AVG. GAIN/PLAY (MIN. 25 PLAYS)

RK	AVG	PLAYER VS OPPONENT	YEAR
1	12.5	Riley Ferguson vs Houston	2016
2	12.3	Riley Ferguson at UCF	2017
3	12.1	Brady White vs Mercer	2018
4	12.0	Riley Ferguson at UConn	2017
5	11.7	Paxton Lynch vs Tulane	2015
6	11.5	Danny Sparkman vs Cincinnati	1984
7	11.3	Riley Ferguson vs USF	2016
8	10.8	Martin Hankins vs UAB	2007
9	10.6	Taylor Reed vs Austin Peay State	2011
T10	10.7	Brady White at ECU	2018
T10	10.7	Danny Wimprine vs Ole Miss	2003
12	10.4	Paxton Lynch at SMU	2014

AVG. GAIN/PLAY (MIN. 25 PLAYS)

RK	AVG	PLAYER VS OPPONENT	YEAR
13	10.2	Steve Matthews vs ECU	1992
T14	9.6	Paxton Lynch at Cincinnati	2014
T14	9.6	Ryan Williams vs ECU	2010

INDIVIDUAL SINGLE SEASON

YEAR-BY-YEAR TOTAL OFFENSE LEADERS

YEAR	NAME	PLAYS	RUSH	PASS	TOTAL
1960	Nick Bouni	144	272	475	747
1961	James Earl Wright	105	235	604	839
1962	Russell Vollmer	162	289	555	844
1963	Dave Casinelli	219	1,016	0	1,016
1964	Billy Fletcher	252	367	921	1,288
1965	Billy Fletcher	365	556	1,239	1,795
1966	Terry Padgett	215	539	348	887
1967	Ricky Throw	138	394	349	743
1968	Danny Pierce	239	202	925	1,127
1969	Danny Pierce	249	328	1,049	1,377
1970	Joe Lynch	156	441	375	816
1971	Al Harvey	149	221	444	665
1972	Al Harvey	322	305	961	1,266
1973	Joe Bruner	167	56	785	841
1974	David Fowler	309	167	1,266	1,433
1975	Terdell Middleton	138	586	0	586
1976	Lloyd Patterson	313	103	1,563	1,666
1977	Lloyd Patterson	260	138	1,336	1,474
1978	Lloyd Patterson	246	-42	931	889
1979	Kevin Betts	258	200	884	1,084
1980	Darrell Martin	294	-11	888	877
1981	Tony Wiley	123	497	0	497
1982	Trell Hooper	306	249	1,194	1,443
1983	Danny Sparkman	287	29	1,390	1,419
1984	Danny Sparkman	225	-12	1,315	1,303
1985	Danny Sparkman	342	37	1,606	1,643
1986	Wayne Pryor	129	501	-	501
1987	Tim Jones	182	269	709	978
1988	Rusty Trail	204	179	1,231	1,410
1989	Tim Jones	244	271	1,017	1,288
1990	Keith Benton	324	612	1,265	1,877
1991	Keith Benton	315	329	1,203	1,532
1992	Steve Matthews	320	-213	2,084	1,871
1993	Steve Matthews	311	-176	1,896	1,720
1994	Tony Scarpino	170	-50	738	688
1995	Joe Borich	198	-15	896	881
1996	Qadry Anderson	416	121	1,557	1,678
1997	Bernard Oden	445	81	2,249	2,330
1998	Gerard Arnold	208	1,059	0	1,059
1999	Travis Anglin	182	123	856	979
2000	Scott Scherer	216	-56	857	801
2001	Danny Wimprine	280	270	1,329	1,599
2002	Danny Wimprine	533	40	2,820	2,860
2003	Danny Wimprine	480	-3	3,174	3,171
2004	Danny Wimprine	455	112	2,892	3,004
2005	DeAngelo Williams	311	1,964	0	1,964
2006	Martin Hankins	410	-12	2,550	2,538
2007	Martin Hankins	463	-1	3,220	3,219
2008	Arkelon Hall	411	200	2,275	2,475
2009	Will Hudgens	252	-58	1,544	1,486
2010	Ryan Williams	338	-174	2,075	1,901
2011	Taylor Reed	364	77	1,690	1,767
2012	Jacob Karam	375	221	1,895	2,116
2013	Paxton Lynch	437	127	2,056	2,183
2014	Paxton Lynch	526	321	3,031	3,352
2015	Paxton Lynch	533	239	3,776	4,015
2016	Riley Ferguson	514	-70	3,698	3,628
2017	Riley Ferguson	528	22	4,257	4,279
2018	Brady White	445	-43	3,296	3,253

2019 MEMPHIS FOOTBALL

TOTAL OFFENSE RECORDS

MOST OFFENSIVE PLAYS (MIN. 300)

RK	NO.	PLAYER	YEAR
1	533	Danny Wimprine	2002
2	530	Paxton Lynch	2015
3	528	Riley Ferguson	2017
4	526	Paxton Lynch	2014
5	514	Riley Ferguson	2016
6	480	Danny Wimprine	2003
7	463	Martin Hankins	2007
8	455	Danny Wimprine	2004
T9	445	Brady White	2018
T9	445	Bernard Oden	1997
11	437	Paxton Lynch	2013
12	416	Qadry Anderson	1996
13	411	Arkelon Hall	2008
14	410	Martin Hankins	2006
15	375	Jacob Karam	2012

MOST TOTAL OFFENSE

RK	YDS	PLAYER	YEAR
1	4,279	Riley Ferguson	2017
2	4,015	Paxton Lynch	2015
3	3,628	Riley Ferguson	2016
4	3,352	Paxton Lynch	2014
5	3,253	Brady White	2018
6	3,219	Martin Hankins	2007
7	3,171	Danny Wimprine	2003
8	3,004	Danny Wimprine	2004
9	2,860	Danny Wimprine	2002
10	2,538	Martin Hankins	2006
11	2,475	Arkelon Hall	2008
12	2,330	Bernard Oden	1997
13	2,183	Paxton Lynch	2013
14	2,116	Jacob Karam	2012
15	1,964	DeAngelo Williams	2005

AVG. GAIN/PLAY

RK	AVG	PLAYER	YEAR
T1	8.9	Darrell Henderson	2017
T1	8.9	Darrell Henderson	2018
3	8.1	Riley Ferguson	2017
4	7.5	Paxton Lynch	2015
5	7.3	Brady White	2018
6	7.1	Riley Ferguson	2016
T7	6.9	Martin Hankins	2007
T7	6.9	Tyler Bass	2009
T7	6.9	Rusty Trail	1988
T10	6.6	Danny Wimprine	2004
T10	6.6	Danny Wimprine	2003
12	6.4	Paxton Lynch	2014
13	6.3	Curtis Steele	2009
T14	6.2	Martin Hankins	2006
T14	6.2	DeAngelo Williams	2005
T14	6.2	DeAngelo Williams	2004
T17	6.0	Arkelon Hall	2008
T17	6.0	Ricky Thurow	1968
T19	5.9	Will Hudgens	2009
T20	5.8	Maurice Avery	2005
T20	5.8	Neil Suber	1998
T20	5.8	Keith Benton	1990
T20	5.8	Steve Matthews	1992
T20	5.8	Danny Sparkman	1984

CAREER

MOST OFFENSIVE PLAYS

RK	NO.	PLAYER	YEARS
1	1,748	Danny Wimprine	2001-04

MOST OFFENSIVE PLAYS

RK	NO.	PLAYER	YEARS
2	1,496	Paxton Lynch	2013-15
3	1,042	Riley Ferguson	2016-17
4	971	DeAngelo Williams	2002-05
5	965	Lloyd Patterson	1975-78
6	873	Martin Hankins	2006-07
7	854	Danny Sparkman	1983-85
8	737	Tim Jones	1986-89
9	679	Billy Fletcher	1963-65
10	639	Keith Benton	1990-91
11	631	Steve Matthews	1992-93
T12	569	Bernard Oden	1995-97
T12	569	David Fowler	1972-74
14	559	Qadry Anderson	1995-96
15	550	Neil Suber	1998-2001

MOST TOTAL OFFENSE

RK	YDS	PLAYER	YEARS
1	10,634	Danny Wimprine	2001-04
2	9,550	Paxton Lynch	2013-15
3	7,907	Riley Ferguson	2016-17
4	6,026	DeAngelo Williams	2002-05
5	5,757	Martin Hankins	2006-07
6	4,568	Lloyd Patterson	1975-78
7	4,365	Danny Sparkman	1983-85
8	3,591	Steve Matthews	1992-93
9	3,549	Darrell Henderson	2016-18
10	3,502	Tim Jones	1986-89
11	3,458	Billy Fletcher	1963-65
12	3,409	Keith Benton	1990-91
13	3,253	Brady White	2018-
14	2,810	Arkelon Hall	2008-09
15	2,805	Bernard Oden	1995-97
16	2,746	Will Hudgens	2005-09
17	2,668	David Fowler	1972-74
18	2,636	Dave Casinelli	1960-63
19	2,568	Neil Suber	1998-2001

AVG. GAIN/PLAY

RK	YDS	PLAYER	YEARS
1	8.2	Darrell Henderson	2016-18
2	7.6	Riley Ferguson	2016-17
3	7.3	Brady White	2018-
4	6.7	Tony Pollard	2016-18
5	6.6	Martin Hankins	2006-07
6	6.4	Paxton Lynch	2013-15
7	6.2	DeAngelo Williams	2002-05
8	6.1	Danny Wimprine	2001-04
9	5.9	Curtis Steele	2008-09
T10	5.7	Steve Matthews	1992-93
T10	5.7	Rusty Trail	1987-89
T12	5.5	Patrick Taylor Jr.	2016-18
T12	5.5	Arkelon Hall	2008-09
T14	5.4	Will Hudgens	2005-09
T14	5.4	Ricky Thurow	1967-69
T14	5.4	Russell Vollmer	1961-63
15	5.3	Keith Benton	1990-91

TEAM SINGLE GAME

MOST OFFENSIVE PLAYS

RK	NO.	OPPONENT	YEAR
1	108	vs SMU	2007
2	100	at UConn	2017
3	97	vs BYU	2014
T4	96	at Tulsa	2015

MOST OFFENSIVE PLAYS

RK	NO.	OPPONENT	YEAR
T4	96	vs Ole Miss	2007
T6	94	vs Ole Miss	2015
T6	94	at Cincinnati	2014
T8	92	vs Houston	2018
T8	92	vs Murray State	1985
T10	91	vs Ole Miss	1983
T10	91	vs Southwestern Louisiana	1983
12	90	at Bowling Green	2015
T13	89	vs ECU	2007
T13	89	vs Rice	2007
T13	89	vs Mississippi State	2003
T13	89	vs USF	2003
T13	89	vs Louisville	1968
T13	89	vs North Texas State	1971
T13	89	at UCF	2017
20	88	vs Arkansas State	2004
T21	87	vs Mississippi State	2011
T21	87	vs Ole Miss	2004
T23	86	vs Mercer	2018
T23	86	at Houston	2015
T23	86	vs Middle Tennessee	2014
T23	86	vs Louisville	2008
T23	86	vs Cincinnati	1995

FEWEST OFFENSIVE PLAYS

RK	NO.	OPPONENT	YEAR
1	30	vs Ole Miss	1964

MOST TOTAL YARDS

RK	YDS	OPPONENT	YEAR
1	753	at UCF	2017
2	752	vs Mercer	2018
3	711	at UConn	2017
4	704	at Tulsa	2015
5	679	vs Georgia State	2018
6	664	vs SMU	2017
7	659	vs Louisville	1969
8	651	at Kansas	2015
9	639	at ECU	2018
10	635	vs Bowling Green	2016
11	634	vs UConn	2018
12	630	vs Cincinnati	1984
T13	610	vs Houston	2018
T13	610	at Cincinnati	2014
15	608	vs USF	2016
16	603	vs Louisville	2004
17	597	vs Wichita State	1970
18	592	vs Chattanooga	2005
19	583	at UCF	2018
20	582	at SMU	2014
21	581	vs Tulane	2015
22	571	vs Rice	2007
23	570	vs Cincinnati	2015
24	568	vs Mississippi State	2003
25	567	vs Tennessee Tech	2003

FEWEST TOTAL YARDS

RK	YDS	OPPONENT	YEAR
1	47	vs Ole Miss	1964

TEAM SINGLE SEASON

MOST OFFENSIVE PLAYS

RK	NO.	YEAR
T1	1,028	2018, 2015
3	1,017	2007

TOTAL OFFENSE RECORDS

MOST OFFENSIVE PLAYS

RK	NO.	YEAR
4	1,012	2014
5	1,000	2003
6	977	2008
7	964	2016
8	941	2017
9	903	2004
10	859	1972
11	842	2002
12	841	2009
13	836	2005
14	799	2013
15	793	1973

FEWEST OFFENSIVE PLAYS

RK	NO.	YEAR
1	526	1964

MOST TOTAL YARDS

RK	YDS	YEAR
1	7,324	2018
2	6,917	2017
3	6,330	2015
4	6,028	2016
5	5,779	2003

MOST TOTAL YARDS

RK	YDS	YEAR
6	5,767	2007
7	5,552	2014
8	5,524	2004
9	5,424	2008
10	4,775	2005
11	4,477	2009
12	4,258	2002
13	4,124	1969
14	4,035	2006
15	3,820	2012
16	3,800	1988
17	3,790	1976
18	3,784	1992
19	3,738	2013
20	3,723	1970

FEWEST TOTAL YARDS

RK	YDS	YEAR
1	2,215	1966

CAREER TOTAL OFFENSE LEADERS

RK	POS.	PLAYER	YEARS	YARDS
1	QB	Danny Wimprine	2001-04	10,634
2	QB	Paxton Lynch	2013-15	9,550

CAREER TOTAL OFFENSE LEADERS

RK	POS.	PLAYER	YEARS	YARDS
3	QB	Riley Ferguson	2016-17	7,907
4	RB	DeAngelo Williams	2002-05	6,026
5	QB	Martin Hankins	2006-07	5,757
6	QB	Lloyd Patterson	1975-78	4,568
7	QB	Danny Sparkman	1983-85	4,365
8	QB	Steve Matthews	1992-93	3,591
9	RB	Darrell Henderson	2016-18	3,549
10	QB	Tim Jones	1986-89	3,502
11	QB	Billy Fletcher	1963-65	3,458
12	QB	Keith Benton	1990-91	3,409
13	QB	Brady White	2018-	3,253
14	QB	Arkelon Hall	2008-09	2,810
15	QB	Bernard Oden	1995-97	2,805
16	QB	Will Hudgens	2005-09	2,746
17	QB	David Fowler	1972-74	2,668
18	FB	Dave Casinelli	1960-63	2,636
19	QB	Neil Suber	1998-01	2,568
20	RB	Patrick Taylor Jr.	2016-	2,534
21	QB	Danny Pierce	1968-69	2,504
22	RB	Curtis Steele	2008-09	2,461
23	RB	Brandon Hayes	2012-14	2,391
24	RB	Gerard Arnold	1997-99	2,378
25	QB	Qadry Anderson	1995-96	2,248

ALL-PURPOSE RECORDS

INDIVIDUAL SINGLE GAME ALL-PURPOSE YARDS

RK	PLAYER VS OPPONENT	YARDS	RUSH	REC	PR	KR	YEAR
1	Ryan Roskelly vs Tulsa	368	0	174	194	0	1994
2	Tony Pollard vs Wake Forest	318	109	0	0	209	2018
3	DeAngelo Williams vs Tulane	305	195	41	0	69	2003
4	DeAngelo Williams vs Houston	281	262	19	0	0	2004
5	Darrell Henderson vs SMU	278	147	15	0	116	2017
6	Larry Porter vs Arkansas State	275	206	-1	0	70	1990
T7	Darrell Henderson at Navy	273	212	18	0	43	2018
T7	DeAngelo Williams vs USF	273	263	10	0	0	2004
9	Xavier Crawford vs Missouri	262	46	53	0	163	1991
10	Paul Gowen vs Tulsa	260	260	0	0	0	1969
11	Curtis Steele vs Tulsa	257	232	25	0	0	2009
12	DeAngelo Williams vs Chattanooga	251	136	87	0	28	2004
T13	Anthony Miller vs Tulsa	250	0	250	0	0	2016
T13	Curtis Steele vs UTEP	250	240	10	0	0	2009
15	Darrell Henderson vs South Alabama	249	188	34	0	27	2018
16	Darrell Henderson vs Georgia State	243	233	10	0	0	2018
17	DeAngelo Williams vs ECU	240	226	14	0	0	2005
T18	DeAngelo Williams vs UTEP	239	236	3	0	0	2005
T18	DeAngelo Williams vs Ole Miss	239	135	31	0	73	2003
T20	Curtis Steele vs Southern Miss	237	178	59	0	0	2008
T20	Eddie Hill vs Cincinnati	237	188	0	0	49	1978
T20	John Martin vs ECU	237	166	16	0	55	1992
T23	Tony Pollard vs Houston	236	83	116	0	37	2018
T23	DeAngelo Williams vs Akron	236	238	-2	0	0	2005
T25	DeAngelo Williams vs ECU	226	225	1	0	0	2004
T25	Anthony Miller vs UCF	226	0	195	0	31	2017
27	Eddie Hill vs Wichita State	225	107	0	11	107	1978
T28	Anthony Miller at UConn	224	0	224	0	0	2017
T28	DeAngelo Williams vs Tulsa	224	223	1	0	0	2005
29	Russell Copeland vs Florida State	221	0	113	0	108	1989
30	Larry Porter vs Arkansas State	220	167	9	0	44	1991
31	Darrell Henderson at UCF	219	210	9	0	0	2018
T32	Bobby Ward vs Houston	218	0	105	2	111	1973
T32	Charles Wilson vs Southern Miss	218	0	88	0	130	1988
34	Stan Davis vs Tennessee	217	76	3	0	138	1969
33	DeAngelo Williams vs Louisville	215	200	15	0	0	2004

CAREER ALL-PURPOSE YARDS LEADERS

RK	PLAYER	YEARS	YARDS
1	DeAngelo Williams	2002-05	7,573
2	Tony Pollard	2016-18	4,860
3	Darrell Henderson	2016-18	4,790
4	Anthony Miller	2015-17	4,010
5	Joseph Doss	2004-07	3,302
6	Keith Wright	1974-77	3,099
7	Duke Calhoun	2006-09	3,012
8	Patrick Taylor Jr.	2016-	2,920
9	Damien Dodson	1996-99	2,914
10	Curtis Steele	2008-09	2,822
11	Larry Porter	1990-93	2,821
12	Paul Gowen	1969-71	2,736
13	Dornell Harris	1971-73	2,680
14	Brandon Hayes	2012-14	2,670
15	Jerry Harris	1983-86	2,663
16	Wayne Pryor	1986-89	2,551
17	Gerard Arnold	1997-99	2,521
18	Terdell Middleton	1974-76	2,470
19	Stan Davis	1969-72	2,460
20	Doroland Dorceus	2013-17	2,445
21	Michael Grandberry	2005-08	2,401

ALL-PURPOSE RECORDS

INDIVIDUAL SINGLE SEASON ALL-PURPOSE YARDS			
RK	YDS	PLAYER	YEAR
1	2,328	Darrell Henderson	2018
2	2,230	DeAngelo Williams	2004
3	2,113	DeAngelo Williams	2003
4	2,075	DeAngelo Williams	2005
5	1,677	Tony Pollard	2018
6	1,649	Tony Pollard	2017
7	1,630	Darrell Henderson	2017
8	1,600	Anthony Miller	2016
9	1,534	Tony Pollard	2016
10	1,529	Anthony Miller	2017
11	1,460	Curtis Steele	2008
12	1,362	Curtis Steele	2009
13	1,323	Patrick Taylor Jr.	2018
14	1,303	Charles Wilson	1988
15	1,286	Michael Grandberry	2007
16	1,281	Bobby Ward	1973
17	1,181	Keith Wright	1977
18	1,177	Damonte Coxie	2018
19	1,173	Eddie Hill	1978
20	1,161	Mac Cody	1993
21	1,159	Antoine Harden	2002
22	1,155	DeAngelo Williams	2002
23	1,145	Russell Copeland	1992
24	1,133	Antoine Harden	2001
25	1,125	Dornell Harris	1972
T26	1,118	Ryan Roskelly	1994
T26	1,118	Paul Gowen	1970
28	1,115	Joseph Doss	2006
29	1,099	Joe Craig	2013
30	1,089	Gerard Arnold	1998
31	1,078	Brandon Hayes	2014
32	1,069	Terrell Middleton	1976
33	1,054	Jerry Harris	1985
34	1,053	Dave Casinelli	1963

YEAR-BY-YEAR ALL-PURPOSE LEADERS						
YEAR	NAME	RUSH	REC	PR	KR	YARDS
1956	Andy Nelson	348	145	189	183	865
1957	Laverne Steedley	129	13	0	39	181
1959	Nick Bouni	137	0	73	166	376
1960	Nick Bouni	272	0	76	159	507
1961	Dave Casinelli	646	83	0	0	729
1962	Dave Casinelli	826	40	0	15	881
1963	Dave Casinelli	1,016	37	0	0	1,053
1964	Billy Fletcher	367	0	0	389	756
1965	Bob Sherlag	0	673	36	0	709
1966	Bob Baxter	64	10	142	449	665
1967	Nick Pappas	245	-3	34	527	803
1968	Jay McCoy	454	144	0	215	813
1969	Paul Gowen	715	23	0	126	864
1970	Paul Gowen	868	132	25	93	1,118
1971	Dornell Harris	379	111	0	294	784
1972	Dornell Harris	698	23	124	115	960
1973	Bobby Ward	9	744	124	404	1,281
1974	Bobby Ward	24	312	9	218	563
1975	Terrell Middleton	586	18	0	231	835
1976	Terrell Middleton	919	36	0	114	1,069
1977	Keith Wright	7	628	201	345	1,181
1978	Eddie Hill	739	52	15	367	1,173
1979	Leo Cage	599	47	0	0	646
1980	Richard Williams	438	82	0	221	741
1981	Tony Wiley	497	57	0	93	647
1982	Derrick Crawford	2	523	0	157	682
1983	Derrick Crawford	5	594	59	247	905
1984	Jerry Harris	0	329	129	446	904
1985	Jerry Harris	-14	519	180	369	1,054
1986	Sammy Seals	14	137	8	523	674
1987	William Arnold	0	3	0	555	558
1988	Charles Wilson	14	554	0	735	1,303
1989	Marvin Cox	844	56	0	0	900
1990	Russell Copeland	0	684	0	19	703
1991	Russell Jones	112	404	0	259	775
1992	Russell Copeland	9	736	351	49	1,145
1993	Mac Cody	46	606	80	429	1,161
1994	Ryan Roskelly	-2	602	468	50	1,118
1995	Ryan Roskelly	9	361	252	28	650
1996	Teofilo Riley	572	157	0	0	729
1997	Damien Dodson	18	605	218	0	841
1998	Gerard Arnold	1,059	30	0	0	10,89
1999	Gerard Arnold	706	49	0	0	755
2000	Ryan Johnson	0	251	389	219	859
2001	Antoine Harden	11	589	0	533	1,133
2002	Antoine Harden	0	608	47	504	1,159
2003	DeAngelo Williams	1,430	384	0	299	2,113
2004	DeAngelo Williams	1,948	210	0	72	2,230
2005	DeAngelo Williams	1,964	78	0	33	2,075
2006	Joseph Doss	910	205	0	0	1,115
2007	Michael Grandberry	0	0	0	1,286	1,286
2008	Curtis Steele	1,223	187	0	50	1,460
2009	Curtis Steele	1,239	123	0	0	1,362
2010	Greg Ray	676	173	0	24	873
2011	Billy Foster	479	299	0	83	861
2012	Bobby McCain	0	61	0	721	782
2013	Joe Craig	5	338	32	724	1,099
2014	Brandon Hayes	949	119	0	10	1,078
2015	Mose Frazier	119	797	28	0	944
2016	Anthony Miller	69	1,434	97	0	1,600
2017	Tony Pollard	230	536	2	881	1,649
2018	Darrell Henderson	1,909	295	0	124	2,328



PUNTING RECORDS

INDIVIDUAL SINGLE GAME

MOST PUNTS

RK	NO.	PLAYER	YEAR
T1	13	Hugh Owens vs Texas A&M	1979
T2	12	Tom Hornsey vs SMU	2011
T2	12	Mike Coughlin vs Michigan	1995
T2	12	Arthur Franklin vs Southwestern La.	1986
T2	12	Hugh Owens vs Texas A&M	1978
T2	12	Paul Wilson vs South Carolina	1972
T7	11	Tom Hornsey vs Southern Miss	2011
T7	11	Ben Graves vs Southern Miss	2000
T7	11	Jim Cande vs Ole Miss	1999
T7	11	Hugh Owens vs Houston	1978
T7	11	Durwood Gordon vs W. Texas State	1968
T12	10	Tom Hornsey vs Rice	2011
T12	10	Tom Hornsey vs UCF	2011
T12	10	Tom Hornsey vs Middle Tennessee	2010
T12	10	Tom Hornsey vs Louisville	2010
T12	10	Matt Reagan vs Middle Tennessee	2009
T12	10	Ben Graves vs Mississippi State	2000
T12	10	James Gaither vs Southern Miss	2001
T12	10	Drew Pairamore vs Louisville	1996
T12	10	Mike Coughlin vs Southwestern La.	1995

MOST YARDS PUNTED

RK	YDS	PLAYER VS OPPONENT	YEAR
1	492	Hugh Owens vs Texas A&M	1979
2	475	Tom Hornsey vs SMU	2011
T3	471	Tom Hornsey vs Rice	2011
T3	471	Tom Hornsey vs Southern Miss	2011
5	450	James Gaither vs Southern Miss	2001
6	442	Ben Graves vs Mississippi State	2000
7	438	Tom Hornsey vs Mississippi State	2010
8	433	Hugh Owens vs Texas A&M	1978
9	423	Hugh Owens vs Houston	1978
10	421	Stan Weaver vs Vanderbilt	1982
11	419	Tom Hornsey vs Louisville	2010
12	417	Tom Hornsey vs Middle Tennessee	2010
T13	416	Matt Reagan vs Middle Tennessee	2009
T13	416	Paul Wilson vs South Carolina	1972

HIGHEST PUNTING AVERAGE (2 PUNTS MIN.)

RK	AVG	PLAYER VS OPPONENT	YEAR
1	53.7	Spencer Smith vs Temple (3-161)	2016
2	53.5	Matt Reagan vs Marshall (6-321)	2009
3	53.0	Brent Sutherland vs Rice (2-106)	2007
T4	52.7	Spencer Smith vs Cincinnati (6-316)	2015
T4	52.7	Tom Hornsey vs Tulane (3-158)	2012
6	52.5	Michael Gibson vs UAB (2-105)	2005
7	52.3	James Gaither vs Army (4-209)	2001
T8	52.0	Adam Williams vs South Alabama (2-104)	2018
T8	52.0	Spencer Smith vs SIU (2-104)	2017
T8	52.0	Spencer Smith vs SMU (2-104)	2015
T8	52.0	Preston Watts vs Union	1942
12	51.7	Tom Hornsey at Houston (3-155)	2013
13	51.3	Spencer Smith vs Kansas (3-154)	2016
T14	51.0	Spencer Smith vs Austin Peay	2014
T14	51.0	Matt Reagan vs ECU (4-204)	2009
T14	51.0	Brent Sutherland vs Nicholls St. (2-102)	2008
17	50.9	Michael Gibson vs Tennessee (7-356)	2006
18	50.8	Adam Williams at SMU (4-203)	2018
19	50.5	Tom Hornsey vs Temple (4-202)	2013
20	50.3	Jeff Buffaloe vs Louisville (7-352)	1992
T21	49.6	Spencer Smith at SMU (5-248)	2016
T21	49.6	Tom Hornsey at MTSU (5-248)	2013

LONGEST PUNT

RK	YDS	PLAYER VS OPPONENT	YEAR
1	85	Roland Eveland vs Washington	1950
2	79	Tom Hornsey vs Duke	2013
3	78	Jeff Fite vs Alabama	1989
4	73	Michael Gibson vs Tennessee	2006
5	72	Spencer Smith vs Cincinnati	2015
6	71	Olie Cordill vs West Texas State	1963
T7	70	Tom Hornsey vs UT Martin	2013
T7	70	Brent Sutherland vs Florida Atlantic	2007
T7	70	Michael Gibson vs Tennessee	2006
T7	70	Michael Gibson vs Marshall	2005
T7	70	Russell Richards vs Florida State	1980
T12	69	Jeff Fite vs Florida	1988
T12	69	Virgil Pearcy vs Mississippi State	1974

INDIVIDUAL SINGLE SEASON

MOST PUNTS

RK	NO.	PLAYER	YEAR
1	95	Tom Hornsey	2011
T2	80	Tom Hornsey	2010
T2	80	Russell Richards	1980
T2	80	Hugh Owens	1978
T5	78	Ben Graves	2000
T5	78	Stan Weaver	1983
7	77	Arthur Franklin	1986
T8	73	Drew Pairamore	1996
T8	73	Jeff Fite	1990
10	71	Hugh Owens	1979
11	70	Drew Pairamore	1994
12	68	Mike Coughlin	1995
13	67	Jim Cande	1999
T14	65	James Gaither	2001
T14	65	Jeff Fite	1989
T14	65	Durwood Gordon	1968

MOST YARDS PUNTED

RK	YDS	PLAYER	YEAR
1	3,993	Tom Hornsey	2011
2	3,416	Tom Hornsey	2010
3	3,125	Ben Graves	2000
4	3,117	Hugh Owens	1978
5	3,049	Stan Weaver	1983
6	3,048	Russell Richards	1980
7	3,040	Jeff Fite	1990
8	2,928	Arthur Franklin	1986
9	2,868	Matt Reagan	2009
10	2,817	Drew Pairamore	1996
11	2,808	Jim Cande	1999
12	2,800	Tom Hornsey	2013
13	2,718	James Gaither	2001
14	2,710	Drew Pairamore	1994



TOM HORNSEY
2010-13

PUNTING RECORDS

HIGHEST PUNTING AVERAGE (MIN. 25 PUNTS)

RK	AVG	PLAYER	YEAR
1	47.2	Spencer Smith	2015
2	45.5	Matt Reagan	2009
3	45.2	Tom Hornsey	2013
4	45.1	Spencer Smith	2016
T5	44.6	Michael Gibson	2005
T5	44.6	Jeff Buffaloe	1992
7	43.4	Tom Hornsey	2012
8	43.2	Adam Williams	2018
9	43.1	Michael Gibson	2006
10	42.7	Tom Hornsey	2010
11	42.6	Walt Stephens	1984
12	42.3	Jeff Buffaloe	1991
13	42.0	Tom Hornsey	2011
14	41.9	Jim Cande	1999
T15	41.6	Jim Cande	1998
T15	41.6	Jeff Fite	1990
17	41.3	Olie Cordill	1963
T18	41.0	Nick Jacobs	2017
T18	41.0	Jeff Fite	1989
20	40.9	Brent Sutherland	2008
21	40.7	Brent Sutherland	2007
22	40.6	James Gaither	2001
T23	40.3	Spencer Smith	2014
T23	40.3	James Gaither	2002
25	40.2	Drew Pairamore	1997
26	40.1	Ben Graves	2000
T27	40.0	Jeff Fite	1988
T27	40.0	Paul Parrish	1959

CAREER

MOST PUNTS

RK	NO.	PLAYER	YEARS
1	297	Tom Hornsey	2010-13
2	247	Jeff Fite	1987-90
3	246	Hugh Owens	1976-79
4	206	Drew Pairamore	1994-97
5	192	Stan Weaver	1980-83
6	169	Spencer Smith	2014-17
7	160	Paul Wilson	1969-72
8	141	Arthur Franklin	1985-86
9	128	Bob Baxter	1965-67
10	118	Ben Graves	1998-00
11	111	Durwood Gordon	1968-69
12	104	Brent Sutherland	2007-08
13	102	Jeff Buffaloe	1991-92
14	101	Michael Gibson	2005-06

MOST YARDS PUNTED

RK	YDS	PLAYER	YEARS
1	12,815	Tom Hornsey	2010-13
2	9,939	Jeff Fite	1987-90
3	9,305	Hugh Owens	1976-79
4	8,057	Drew Pairamore	1994-97
5	7,374	Stan Weaver	1980-83
6	7,333	Spencer Smith	2014-17
7	6,367	Paul Wilson	1969-72
8	5,408	Arthur Franklin	1985-86
9	4,676	Ben Graves	1998-2000
10	4,632	Bob Baxter	1965-67
11	4,444	Michael Gibson	2005-06
12	4,433	Jeff Buffaloe	1991-92
13	4,242	Brent Sutherland	2007-08
14	4,057	Jim Cande	1997-99
15	4,035	Durwood Gordon	1968-69

HIGHEST PUNTING AVERAGE (MIN. 80 PUNTS)

RK	AVG	PLAYER	YEARS
1	44.0	Michael Gibson	2005-06
2	43.5	Jeff Buffaloe	1991-92
3	43.4	Spencer Smith	2014-17
4	43.1	Tom Hornsey	2010-13
5	41.8	Jim Cande	1997-99
6	40.8	Brent Sutherland	2007-08
7	40.2	Jeff Fite	1987-90
8	39.8	Paul Wilson	1969-72
T9	39.6	Ben Graves	1998-2000
T9	39.6	Olie Cordill	1963-65
11	39.1	Drew Pairamore	1994-97
T12	38.4	Arthur Franklin	1985-86
T12	38.4	Stan Weaver	1980-83

TEAM SINGLE GAME

MOST PUNTS

RK	NO.	OPPONENT	YEAR
1	13	vs Texas A&M	1979
T2	12	vs SMU	2011
T2	12	vs Michigan	1995
T2	12	vs Southwestern Louisiana	1986
T2	12	vs Texas A&M	1978
T2	12	vs South Carolina	1972
T7	11	vs Southern Miss	2011
T7	11	vs Mississippi State	2000
T7	11	vs Ole Miss	1999
T7	11	vs Houston	1978
T7	11	vs West Texas State	1968

MOST YARDS PUNTED

RK	YDS	OPPONENT	YEAR
1	492	vs Texas A&M	1979
2	475	vs SMU	2011
T3	471	vs Rice	2011
T3	471	vs Southern Miss	2011
T5	450	vs UTEP	2005
T5	450	vs Southern Miss	2001
7	442	vs Mississippi State	2000
8	438	vs Mississippi State	2010
9	433	vs Texas A&M	1978
10	423	vs Houston	1978
11	421	vs Vanderbilt	1982
12	419	vs Louisville	2010
13	417	vs Middle Tennessee	2010
T14	416	vs Middle Tennessee	2009
T14	416	vs South Carolina	1972

FEWEST YARDS PUNTED

RK	YDS	OPPONENT	YEAR
1	11	vs Southern Miss	1977

HIGHEST PUNTING AVERAGE (MIN. 2 PUNTS)

RK	AVG	OPPONENT	YEAR
1	53.5	vs Marshall	2009
2	53.0	vs Rice	2007
3	52.7	vs Cincinnati	2015
4	52.7	vs Tulane	2012
5	52.5	vs UAB	2005
6	52.3	vs Army	2001
T7	52.0	vs South Alabama	2018
T7	52.0	vs Houston	2004
9	51.7	at Houston	2013
T10	51.0	vs Austin Peay	2014
T10	51.0	vs ECU	2009
12	50.9	vs Tennessee	2006

HIGHEST PUNTING AVERAGE (MIN. 2 PUNTS)

RK	AVG	OPPONENT	YEAR
13	50.8	at SMU	2018
14	50.5	at Kansas	2015
15	50.3	vs Louisville	1992

LOWEST PUNTING AVERAGE

RK	AVG	OPPONENT	YEAR
1	11.0	vs Southern Miss	1977

TEAM SINGLE SEASON

MOST PUNTS

RK	NO.	YEAR
1	95	2011
2	81	1980
T3	80	2010, 1978
5	79	1983
6	78	2000
T7	77	1986, 1981
9	74	2014
T10	73	1996, 1990

FEWEST PUNTS

RK	NO.	YEAR
1	29	1962

MOST YARDS PUNTED

RK	YDS	YEAR
1	3,993	2011
2	3,416	2010
3	3,125	2000
4	3,117	1978
5	3,049	1983
6	3,048	1980
7	3,040	1990
8	2,928	1986
9	2,896	2009
10	2,873	1994

FEWEST YARDS PUNTED

RK	YDS	YEAR
1	985	1962

HIGHEST PUNTING AVERAGE

RK	AVG	YEAR
1	44.6	2009
2	44.5	2015
3	44.4	2013
4	44.3	2005
5	43.6	2016
6	43.3	1992
T7	42.7	2012, 2010
9	42.4	2018
10	42.3	2006
11	42.0	2011
12	41.0	2008
13	40.7	2017
T14	40.2	1997, 1988, 1963

LOWEST PUNTING AVERAGE

RK	AVG	YEAR
1	33.9	1962

PUNTING RECORDS

YEAR-BY-YEAR PUNTING LEADERS

YEAR	PLAYER	NO.	YDS	AVG
1956	Andy Nelson	31	1,118	36.1
1957	Frank Talerico	31	1,156	37.3
1959	Paul Parrish	25	1,000	40.0
1960	Paul Parrish	32	1,183	37.0
1961	Russell Vollmer	31	1,120	36.1
1962	Russell Vollmer	28	958	34.2
1963	Ollie Cordill	22	908	41.3
1964	Ollie Cordill	29	1,106	38.0
1965	Bob Baxter	36	1,246	34.6
1966	Bob Baxter	54	1,977	36.5
1967	Bob Baxter	38	1,409	37.0
1968	Durwood Gordon	65	2,471	38.1
1969	Durwood Gordon	46	1,564	34.0
1970	Paul Wilson	47	1,835	39.0
1971	Paul Wilson	51	1,999	39.2
1972	Paul Wilson	62	2,533	37.3
1973	Mike Fuhrman	40	1,407	35.2
1974	Virgil Percy	39	1,476	37.8
1975	Mike Fuhrman	41	1,508	36.7
1976	Hugh Owens	40	1,483	37.1
1977	Hugh Owens	55	2,031	36.9
1978	Hugh Owens	80	3,117	39.0
1979	Hugh Owens	71	2,674	37.6
1980	Russell Richards	80	3,046	38.1
1981	Stan Weaver	55	2,025	36.8
1982	Stan Weaver	59	2,300	38.9
1983	Stan Weaver	78	3,049	39.1

YEAR-BY-YEAR PUNTING LEADERS

YEAR	PLAYER	NO.	YDS	AVG
1984	Wally Hatfield	42	1,572	37.4
1985	Arthur Franklin	64	2,480	38.8
1986	Arthur Franklin	77	2,928	38.0
1987	Jeff Fite	51	1,913	37.5
1988	Jeff Fite	58	2,319	40.0
1989	Jeff Fite	65	2,667	41.0
1990	Jeff Fite	73	3,040	41.6
1991	Jeff Buffaloe	50	2,116	42.3
1992	Jeff Buffaloe	52	2,317	44.6
1993	Andy McWilliams	41	1,485	36.2
1994	Drew Pairamore	70	2,710	38.7
1995	Mike Coughlin	68	2,543	37.4
1996	Drew Pairamore	73	2,817	38.6
1997	Drew Pairamore	63	2,530	40.2
1998	Jim Cande	30	1,249	41.6
1999	Jim Cande	67	2,808	41.9
2000	Ben Graves	78	3,125	40.1
2001	James Gaither	67	2,718	40.6
2002	James Gaither	35	1,411	40.3
2003	Brandon Roberson	50	1,975	39.5
2004	Danny Wimprine	22	808	36.7
2005	Michael Gibson	59	2,632	44.6
2006	Michael Gibson	42	1,812	43.1
2007	Brent Sutherland	52	2,115	40.7
2008	Brent Sutherland	52	2,127	40.9
2009	Matt Reagan	63	2,868	45.5
2010	Tom Hornsey	80	3,416	42.7

YEAR-BY-YEAR PUNTING LEADERS

YEAR	PLAYER	NO.	YDS	AVG
2011	Tom Hornsey	95	3,993	42.0
2012	Tom Hornsey	60	2,606	43.4
2013	Tom Hornsey	62	2,800	45.2
2014	Spencer Smith	58	2,335	40.3
2015	Spencer Smith	43	2,030	47.2
2016	Spencer Smith	45	2,028	45.1
2017	Nick Jacobs	26	1,065	41.0
2018	Adam Williams	58	2,503	43.2

CAREER PUNTING LEADERS

RK	PLAYER	YEARS	NO.	YDS	AVG
1	Tom Hornsey	2010-13	297	12,815	43.1
2	Jeff Fite	1987-90	247	9,939	40.2
3	Hugh Owens	1976-79	245	9,305	37.9
4	Drew Pairamore	1994-97	206	8,057	39.1
5	Stan Weaver	1980-83	192	7,374	38.4
6	Spencer Smith	2014-17	169	7,333	43.4
7	Paul Wilson	1969-72	160	6,367	39.8
8	Arthur Franklin	1985-86	141	5,408	38.4
9	Ben Graves	1998-00	118	4,676	39.6
10	Bob Baxter	1965-67	128	4,632	36.2
11	Michael Gibson	2005-06	101	4,444	44.0
12	Jeff Buffaloe	1991-92	102	4,433	43.5
13	Brent Sutherland	2007-08	104	4,242	40.8
14	James Gaither	2001-02	102	4,129	40.4
15	Jim Cande	1997-99	97	4,057	41.8

KICKING RECORDS

INDIVIDUAL SINGLE GAME

MOST POINTS KICKING

RK	PTS	PLAYER VS OPPONENT	YEAR
1	18	Ryan White vs UAB	1999
2	17	Stephen Gostkowski vs Arkansas St.	2004
T3	16	Jake Elliott vs Tulsa	2014
T3	16	Ryan White vs Cincinnati	1998
T5	15	Jake Elliott at SMU	2016
T5	15	Jake Elliott at Houston	2013
T7	14	Jake Elliott at Bowling Green	2015
T7	14	Stephen Gostkowski vs Marshall	2005
T7	14	Stephen Gostkowski vs Ole Miss	2003
T7	14	Joe Allison vs Tulane	1992
T11	13	Riley Patterson at UCF	2017
T11	13	Jake Elliott vs Kansas	2016
T11	13	Jake Elliott at Kansas	2015
T11	13	Jake Elliott vs Ole Miss	2015
T11	13	Jake Elliott vs Tulane	2015
T11	13	Jake Elliott vs BYU	2014
T11	13	Matt Reagan vs UAB	2007
T11	13	Matt Reagan vs SMU	2007
T11	13	Stephen Gostkowski vs Louisville	2004
T11	13	Ryan White vs Arkansas State	2000
T11	13	Don Glosson vs Ole Miss	1983

MOST PAT ATTEMPTED

RK	ATT	PLAYER VS OPPONENT	YEAR
1	11	Jake Elliott vs Bowling Green	2016
2	10	Riley Patterson vs ECU	2017
T3	9	Riley Patterson vs Mercer	2018
T3	9	Riley Patterson vs SMU	2017
T3	9	Jake Elliott vs SMU	2015
T3	9	Jake Elliott at Tulsa	2015
T3	9	Jake Elliott vs Missouri State	2015
T3	9	Jake Elliott vs Austin Peay	2014

MOST PAT ATTEMPTED

RK	ATT	PLAYER VS OPPONENT	YEAR
T3	9	Pete Weeks vs Louisville	1969
T10	8	Riley Patterson vs UConn	2018
T10	8	Riley Patterson at ECU	2018
T10	8	Riley Patterson vs GSU	2018
T10	8	Riley Patterson vs Tulane	2017
T10	8	Joe Allison vs Tulane	1992
T10	8	Jack Carter vs Hardin-Simmons	1961
T16	7	Riley Patterson vs South Alabama	2018
T16	7	Riley Patterson vs Houston	2018
T16	7	Riley Patterson at UCF	2017
T16	7	Jake Elliott at Kansas	2015
T16	7	Jake Elliott vs BYU	2014
T16	7	Matt Reagan vs SMU	2007
T16	7	Stephen Gostkowski vs Chattanooga	2005
T16	7	Stephen Gostkowski vs Chattanooga	2004
T16	7	Stephen Gostkowski vs Tulane	2004
T16	7	W.D. Weeks vs Wichita State	1970
T16	7	Roger Carter vs Cincinnati	1972

MOST PAT MADE

RK	PAT	PLAYER VS OPPONENT	YEAR
1	11	Jake Elliott vs Bowling Green	2016
2	10	Riley Patterson vs ECU	2017
T3	9	Riley Patterson vs Mercer	2018
T3	9	Riley Patterson vs SMU	2017
T3	9	Jake Elliott vs SMU	2015
T3	9	Jake Elliott at Tulsa	2015
T3	9	Riley Patterson vs Missouri State	2015
T3	9	Jake Elliott vs Austin Peay	2014
T3	9	Pete Weeks vs Louisville	1969
T10	8	Riley Patterson vs Georgia State	2018
T10	8	Riley Patterson at ECU	2018
T10	8	Riley Patterson vs Tulane	2017
T10	8	Joe Allison vs Tulane	1992
T10	8	Jack Carter vs Hardin-Simmons	1961

KICKING RECORDS

MOST PAT MADE

RK	PAT	PLAYER VS OPPONENT	YEAR
T15	7	Riley Patterson vs UConn	2018
T15	7	Riley Patterson vs South Alabama	2018
T15	7	Riley Patterson vs Houston	2018
T15	7	Riley Patterson at UCF	2017
T15	7	Jake Elliott at Kansas	2015
T15	7	Matt Reagan vs SMU	2007
T15	7	Stephen Gostkowski vs Chattanooga	2005
T15	7	Stephen Gostkowski vs Chattanooga	2004
T15	7	Stephen Gostkowski vs Tulane	2004
T15	7	Pete Weeks vs Wichita State	1970
T15	7	Roger Carter vs Cincinnati	1972

INDIVIDUAL SINGLE GAME

MOST FIELD GOALS MADE IN A HALF

RK	FGS	PLAYER VS OPPONENT	YEAR
1	4	Ryan White vs UAB	1999

MOST FIELD GOALS ATTEMPTED

RK	ATT	PLAYER VS OPPONENT	YEAR
1	6	Ryan White vs UAB	1999
T2	5	Jake Elliott at Temple	2015
T2	5	Jake Elliott vs Tulsa	2014
T2	5	Jake Elliott at Houston	2013
T5	4	Riley Patterson vs Navy	2017
T5	4	Jake Elliott vs Kansas	2016
T5	4	Jake Elliott vs Tulane	2015
T5	4	Jake Elliott at Cincinnati	2014
T5	4	Matt Reagan vs Southern Miss	2009
T5	4	Matt Reagan vs Rice	2007
T5	4	Matt Reagan vs UAB	2007
T5	4	Matt Reagan vs UAB	2006
T5	4	Matt Reagan vs Houston	2006
T5	4	Stephen Gostkowski vs Marshall	2005
T5	4	Stephen Gostkowski vs ECU	2005
T5	4	Stephen Gostkowski vs Arkansas St.	2004
T5	4	Stephen Gostkowski vs TTU	2003
T5	4	Ryan White vs Arkansas State	2000
T5	4	Ryan White vs Cincinnati	1998
T5	4	Joe Allison vs Ole Miss	1992
T5	4	Rusty Bennett vs North Texas	1977

MOST FIELD GOALS MADE

RK	ATT	PLAYER VS OPPONENT	YEAR
T1	5	Jake Elliott at Houston	2013
T1	5	Ryan White vs UAB	1999
T3	4	Jake Elliott at Temple	2015
T3	4	Jake Elliott vs Tulsa	2014
T3	4	Matt Reagan vs UAB	2006
T3	4	Matt Reagan vs Houston	2006
T3	4	Stephen Gostkowski vs Marshall	2005
T3	4	Stephen Gostkowski vs Arkansas St.	2004
T3	4	Ryan White vs Arkansas State	2000
T3	4	Ryan White vs Cincinnati	1998
T3	4	Joe Allison vs Ole Miss	1992
T3	4	Rusty Bennett vs North Texas	1977

LONGEST FIELD GOAL MADE

RK	ATT	PLAYER VS OPPONENT	YEAR
1	56	Jake Elliott at USF	2013
2	54	Jake Elliott vs BYU	2014
T3	53	Jake Elliott vs Auburn	2015
T3	53	Jake Elliott vs Tulsa	2014
T3	53	Stephen Gostkowski vs Marshall	2005
T6	52	Riley Patterson at Missouri	2018
T6	52	Jake Elliott at Bowling Green	2015

LONGEST FIELD GOAL MADE

RK	ATT	PLAYER VS OPPONENT	YEAR
T6	52	Jake Elliott vs SMU	2013
T6	52	Ryan White vs Cincinnati	1998
T6	52	Luis Tejada vs Ole Miss	1994
T6	52	Don Glosson vs Florida State	1985

INDIVIDUAL SINGLE SEASON

MOST PAT MADE

RK	NO.	PLAYER	YEAR
1	76	Riley Patterson	2018
2	63	Riley Patterson	2017
3	63	Jake Elliott	2015
4	58	Jake Elliott	2016
5	57	Jake Elliott	2014
6	48	Stephen Gostkowski	2004
7	44	Stephen Gostkowski	2003
8	42	John Cobb	1949
9	38	Jack Carter	1961
10	37	Pete Weeks	1969

MOST PAT ATTEMPTED

RK	NO.	PLAYER	YEAR
1	79	Riley Patterson	2018
2	64	Riley Patterson	2017
3	63	Jake Elliott	2015
4	58	Jake Elliott	2016
5	57	Jake Elliott	2014
6	49	Stephen Gostkowski	2004
7	44	Stephen Gostkowski	2003
8	43	Jack Carter	1961
9	42	Pete Weeks	1969
10	38	Matt Reagan	2007

HIGHEST PAT PERCENTAGE

RK	NO.	PLAYER	YEAR
1	1.000	Jake Elliott (63/63)	2015
2	1.000	Jake Elliott (58/58)	2016
3	1.000	Jake Elliott (57/57)	2014
4	1.000	Stephen Gostkowski (44/44)	2003
5	1.000	Ryan White (36/36)	2001
6	1.000	Stephen Gostkowski (35/35)	2005
7	1.000	Joe Allison (32/32)	1992
8	1.000	Joe Allison (30/30)	1993
9	1.000	Don Glosson (29/29)	1983
T10	1.000	Ryan White (25/25)	1999
T10	1.000	Joe Allison (25/25)	1991
12	1.000	Jake Elliott (24/24)	2013
13	1.000	Ryan White (22/22)	1998
14	1.000	Spencer Smith (13/13)	2017

MOST CONSECUTIVE PAT MADE

RK	NO.	PLAYER	YEAR
1	202	Jake Elliott	2013-16
2	101	Ryan White	1998-01
T3	90	Riley Patterson	2017-18
T3	90	Joe Allison	1991-93
5	88	Stephen Gostkowski	2002-04
6	47	Stephen Gostkowski	2004-05
7	35	Matt Reagan	2008-09
8	33	Don Glosson	1984
9	32	Jack Carter	1961
10	29	Matt Reagan	2006-07
11	28	Joe Allison	1990
12	27	Matt Reagan	2007-08

KICKING RECORDS

MOST FIELD GOALS MADE

RK	FGS	PLAYER	YEAR
T1	23	Jake Elliott	2015
T1	23	Joe Allison	1992
3	22	Stephen Gostkowski	2005
T4	21	Jake Elliott	2016
T4	21	Jake Elliott	2014
6	20	Stephen Gostkowski	2004
7	19	Stephen Gostkowski	2003
T8	16	Jake Elliott	2013
T8	16	Ryan White	1998
T8	16	John Butler	1989

MOST FIELD GOALS ATTEMPTED

RK	ATT	PLAYER	YEAR
1	32	Jake Elliott	2014
2	29	Stephen Gostkowski	2003
3	28	Jake Elliott	2015
4	26	Jake Elliott	2016
T5	25	Stephen Gostkowski	2005
T5	25	Joe Allison	1992
7	24	Stephen Gostkowski	2004
8	22	Matt Reagan	2007
T9	20	Riley Patterson	2018
T9	20	John Butler	1989
T9	20	Don Glosson	1983
T9	20	Rusty Bennett	1977

HIGHEST FIELD GOAL PERCENTAGE

RK	PCT	PLAYER	YEAR
1	1.000	Ryan White (16/16)	1998
2	.920	Joe Allison (23/25)	1992

MOST CONSECUTIVE FIELD GOALS MADE

RK	ATT	PLAYER	YEAR
1	16	Ryan White	1998
2	15	Don Glosson	1984
T3	13	Stephen Gostkowski	2005
T3	13	Joe Allison	1992

MOST POINTS KICKING

RK	PTS	PLAYER	YEAR
1	132	Jake Elliott	2015
T2	121	Riley Patterson	2018
T2	121	Jake Elliott	2016
4	120	Jake Elliott	2014
5	108	Stephen Gostkowski	2004
T6	101	Stephen Gostkowski	2005
T6	101	Stephen Gostkowski	2003
T6	101	Joe Allison	1992
9	96	Riley Patterson	2017
10	80	Matt Reagan	2007

CAREER

MOST POINTS KICKING

RK	PTS	PLAYER	YEARS
1	445	Jake Elliott (202 PAT/81 FG)	2013-16
2	369	Stephen Gostkowski (159 PAT/70 FG)	2002-05
3	262	Joe Allison (109 PAT/51 FG)	1990-93
4	260	Matt Reagan (122 PAT/46 FG)	2006-09
5	248	Ryan White (101 PAT/49 FG)	1998-01
6	217	Riley Patterson (139 PAT/26 FG)	2017-
7	214	John Butler (70 PAT/48 FG)	1986-89
8	168	Don Glosson (66 PAT/34 FG)	1983-85

MOST PAT MADE

RK	PAT	PLAYER	YEARS
1	202	Jake Elliott	2013-16
2	159	Stephen Gostkowski	2002-05
3	139	Riley Patterson	2017-18
4	122	Matt Reagan	2006-09
5	109	Joe Allison	1990-93
6	101	Ryan White	1998-01
7	78	Pete Weeks	1967-69

MOST PAT ATTEMPTED

RK	ATT	PLAYER	YEARS
1	202	Jake Elliott	2013-16
2	165	Stephen Gostkowski	2002-05
3	143	Riley Patterson	2017-18
4	129	Matt Reagan	2006-09
5	111	Joe Allison	1990-93
6	101	Ryan White	1998-01
7	92	Jack Carter	1959-61

HIGHEST PAT PERCENTAGE

RK	PCT	PLAYER	YEARS
T1	1.000	Jake Elliott (202/202)	2013-16
T1	1.000	Ryan White (101/101)	1998-01
3	98.2	Joe Allison (109/111)	1990-93
4	97.2	Riley Patterson (139/143)	2017-
5	96.4	Stephen Gostkowski (159/165)	2002-05
6	96.2	Hal McGeorge (51/53)	1972-73
7	95.7	Don Glosson (66/69)	1983-85
8	95.6	Rusty Bennett (65/68)	1977-80

MOST FIELD GOALS MADE

RK	FGS	PLAYER	YEARS
1	81	Jake Elliott	2013-16
2	70	Stephen Gostkowski	2002-05
3	51	Joe Allison	1990-93
4	49	Ryan White	1998-01
5	48	John Butler	1986-89
6	46	Matt Reagan	2006-09
7	34	Don Glosson	1983-85
8	30	Rusty Bennett	1977-80

MOST FIELD GOALS ATTEMPTED

RK	ATT	PLAYER	YEARS
1	104	Jake Elliott	2013-16
2	92	Stephen Gostkowski	2002-05
3	71	Joe Allison	1990-93
4	67	Ryan White	1998-01
5	66	Matt Reagan	2006-09
6	63	John Butler	1986-89
7	51	Don Glosson	1983-85

HIGHEST FIELD GOAL PERCENTAGE

RK	ATT	PLAYER	YEARS
1	77.9	Jake Elliott (81/104)	2013-16
2	76.2	John Butler (48/63)	1986-89
3	76.1	Stephen Gostkowski (70/92)	2002-05
4	73.1	Ryan White (49/67)	1998-01
5	72.2	Riley Patterson (26/36)	2017-
6	71.8	Joe Allison (51/71)	1990-93
7	69.7	Matt Reagan (46/66)	2006-09
8	66.7	Don Glosson (34/51)	1983-85

TEAM SINGLE GAME

MOST EXTRA POINTS

RK	EP	OPPONENT	YEAR
1	11	vs Bowling Green	2016

MOST EXTRA POINTS

RK	EP	OPPONENT	YEAR
T2	10	vs ECU	2017
T2	10	at UConn	2017
T4	9	vs Mercer	2018
T4	9	vs SMU	2017
T4	9	vs Austin Peay	2014
T4	9	vs Louisville	1969
T4	9	vs Missouri State	2015
T4	9	vs Tulsa	2015
T4	9	vs SMU	2015
T11	8	vs Georgia State	2018
T11	8	at ECU	2018
T11	8	vs Tulane	2017
T11	8	vs Chattanooga	2005
T11	8	vs Tulane	1992
T16	7	vs UConn	2018
T16	7	vs South Alabama	2018
T16	7	vs Houston	2018
T16	7	at UCF	2017
T16	7	vs BYU	2014
T16	7	vs SMU	2007
T16	7	vs Chattanooga	2004
T16	7	vs Tulane	2004
T16	7	vs Houston	2001
T16	7	vs Virginia Tech	1973
T16	7	vs Wichita State	1972
T16	7	vs Cincinnati	1972
T16	7	vs Louisville	1962
T16	7	vs Kansas	2015
T16	7	vs Cincinnati	2015

MOST FIELD GOALS MADE

RK	FGS	OPPONENT	YEAR
T1	5	at Houston	2013
T1	5	vs UAB	1999
T3	4	vs Tulsa	2014
T3	4	vs UAB	2007
T3	4	vs Marshall	2005
T3	4	vs Arkansas State	2004
T3	4	vs Cincinnati	1998
T3	4	vs Ole Miss	1992
T3	4	vs North Texas State	1976
T3	4	vs Cincinnati	2015
T3	4	vs Temple	2015
T9	3	30 times; last vs Navy	2018

MOST FIELD GOALS ATTEMPTED

RK	ATT	OPPONENT	YEAR
T1	6	vs UAB	1999
T1	6	vs North Texas State	1976
T3	5	vs Tulsa	2014
T3	5	at Houston	2013
T3	5	vs Cincinnati	2015
T3	5	vs Temple	2015
T5	4	17 times; last at UCF	2017

TEAM SINGLE SEASON

MOST EXTRA POINTS

RK	EP	YEAR
1	76	2018
T2	63	2017, 2015
T4	58	2016, 2014
6	48	2004
7	44	2003
8	41	2008
9	40	1961

2019 MEMPHIS FOOTBALL

KICKING RECORDS

MOST EXTRA POINTS

RK	EP	YEAR
10	39	1969

MOST FIELD GOALS MADE

RK	FGS	YEAR
T1	23	2015, 1992
3	22	2005
T4	21	2016, 2014
6	20	2004
7	19	2003
8	17	2007
9	16	2013
T10	15	2018, 2006, 1994, 1984

FEWEST FIELD GOALS MADE

RK	FGS	YEAR
1	0	1958

MOST FIELD GOALS ATTEMPTED

RK	FGS	YEAR
1	32	2014
T2	28	2003, 2015
4	26	2016
T5	25	2007, 2005, 1992
8	24	2004

FEWEST FIELD GOALS ATTEMPTED

RK	FGS	YEAR
T1	8	1978
T1	8	1968

MOST CONSECUTIVE FIELD GOALS MADE

RK	FGS	YEAR
T1	16	1998-99
T1	16	1983-84
3	13	2005
T4	11	2013, 1992

YEAR-BY-YEAR FG LEADERS

YEAR	PLAYER	ATT	MADE	LG
1957	Robert Lyles	NA	1	NA
1960	Jack Carter	3	2	NA
1961	Jack Carter	2	1	NA
1963	Billy Fletcher	NA	3	NA
1964	Billy Fletcher	NA	7	NA
1965	Billy Fletcher	NA	3	NA
1966	Larry Groce	NA	1	NA
1967	Wood Stevens	NA	2	NA
1968	Pete Weeks	NA	5	NA
1969	Pete Weeks	10	5	NA
1970	Pete Weeks	NA	2	NA
1971	Neil Purdie	NA	6	NA
1972	Neil Purdie	NA	4	NA
1973	Hal McGeorge	NA	9	34
1974	Bobby Williams	NA	9	37
1975	Bobby Williams	NA	5	36
1976	Bobby Williams	NA	3	9
1977	Rusty Bennett	20	13	45
1978	Rusty Bennett	7	4	38
1979	Rusty Bennett	10	5	49
1980	Rusty Bennett	13	8	46
1981	Gregg Haus	8	5	37
1982	Tomas Ingles	14	7	51
1983	Don Glosson	20	14	50
1984	Don Glosson	16	15	50
1985	Don Glosson	13	5	51
1986	John Butler	9	7	46
1987	John Butler	15	11	47
1988	John Butler	19	14	44
1989	John Butler	20	16	48
1990	Joe Allison	15	10	52
1991	Joe Allison	13	6	43
1992	Joe Allison	25	23	51
1993	Joe Allison	18	12	47
1994	Luis Tejada	17	13	52
1995	Jimmy Keith	8	5	44

YEAR-BY-YEAR FG LEADERS

YEAR	PLAYER	ATT	MADE	LG
1996	Ted Lane	18	12	45
1997	Jim Cande	9	6	42
1998	Ryan White	16	16	52
1999	Ryan White	13	19	47
2000	Ryan White	12	18	47
2001	Ryan White	14	8	45
2002	S. Gostkowski	14	9	50
2003	S. Gostkowski	28	19	45
2004	S. Gostkowski	24	20	49
2005	S. Gostkowski	25	22	53
2006	Matt Reagan	17	12	42
2007	Matt Reagan	15	22	38
2008	Matt Reagan	11	8	44
2009	Matt Reagan	16	11	48
2010	Paulo Henriques	18	14	47
2011	Paulo Henriques	15	8	50
2012	Paulo Henriques	9	4	51
2013	Jake Elliott	18	16	56
2014	Jake Elliott	32	21	54
2015	Jake Elliott	28	23	53
2016	Jake Elliott	26	21	50
2017	Riley Patterson	16	11	42
2018	Riley Patterson	20	15	52

CAREER FIELD GOAL LEADERS

RK	PLAYER	YEARS	MADE-ATT
1	Jake Elliott	2013-16	81 X 104
2	Stephen Gostkowski	2002-05	70 X 92
3	Joe Allison	1990-93	51 X 71
4	Ryan White	1998-2001	49 X 67
5	John Butler	1986-89	48 X 63
6	Matt Reagan	2006-09	46 X 66
7	Don Glosson	1983-85	34 X 51
8	Rusty Bennett	1977-80	30 X 50
9	Riley Patterson	2017-	26 X 36
T9	Paulo Henriques	2009-12	26 X 42

KICKOFF RETURN RECORDS

INDIVIDUAL SINGLE GAME

KICKOFF RETURNS

RK	RET	PLAYER VS OPPONENT	YEAR
1	9	Marcus Hightower vs Houston	2009
T2	8	D.A. Griffin vs Houston	2010
T2	8	Michael Grandberry vs UCF	2007
T2	8	Michael Grandberry vs FAU	2007
T2	8	Antoine Harden vs Tennessee	2001
T6	7	Tony Pollard at UCF	2018
T6	7	Curtis Johnson vs UAB	2011
T6	7	Billy Foster vs Mississippi State	2010
T6	7	Billy Foster vs ECU	2010
T6	7	Michael Grandberry vs Rice	2008
T6	7	Michael Grandberry vs Arkansas St.	2007
T6	7	Michael Grandberry vs SMU	2007
T6	7	Chris Kelley vs Cincinnati	2004

MOST KICKOFF RETURN YARDS

RK	YDS	PLAYER VS OPPONENT	YEAR
1	209	Tony Pollard vs Wake Forest	2018
2	177	Joe Craig at Connecticut	2013
3	174	Tony Pollard vs USF	2016
4	169	Marcus Hightower vs Houston	2009
5	168	Michael Grandberry vs USM	2007
6	167	Jerry Harris vs Southern Miss	1983
7	163	Xavier Crawford vs Missouri	1991

MOST KICKOFF RETURN YARDS

RK	YDS	PLAYER VS OPPONENT	YEAR
8	162	Curtis Johnson vs UAB	2011
9	161	Tony Pollard vs Tulsa	2016
T10	160	Billy Foster vs Mississippi State	2010
T10	160	Michael Grandberry vs UCF	2007
T10	160	Antoine Harden vs Tennessee	2001
13	157	P.T. Jones vs Tulane	1997
14	153	Michael Grandberry vs FAU	2007
T15	152	Tony Pollard at UCF	2018
T15	152	DeAngelo Williams vs Cincinnati	2002
T15	152	Mac Cody vs Cincinnati	1993
T15	152	Charles Wilson vs Tulane	1988
19	148	Tony Pollard vs Southern Illinois	2017
20	146	Dornell Harris vs Drake	1972
T21	145	D.A. Griffin vs Houston	2010
T21	145	Michael Grandberry vs SMU	2007
T21	145	Chris Kelley vs Cincinnati	2004
24	144	Tony Pollard vs ULM	2017
T25	141	Tony Pollard vs Temple	2016
T25	141	Keith Cobb vs ECU	1996
T25	141	Nick Pappas vs Houston	1967

HIGHEST KICKOFF RETURN AVG. (MIN. 3 RET.)

RK	AVG	PLAYER VS OPPONENT	YEAR
1	49.3	Tony Pollard vs Southern Illinois	2017
2	44.3	Tony Pollard at Navy	2016

HIGHEST KICKOFF RETURN AVG. (MIN. 3 RET.)

RK	AVG	PLAYER VS OPPONENT	YEAR
3	43.7	Bobby McCain vs Duke (3-131)	2012
4	41.8	Jerry Harris vs Southern Miss (4-167)	1983
5	38.0	Charles Wilson vs Tulane (4-152)	1988
6	36.0	Tony Pollard vs USF	2016
T7	35.3	Tony Pollard vs Temple	2016
T7	35.3	Nick Pappas vs Houston (4-141)	1967
9	34.8	Tony Pollard vs Wake Forest (6-209)	2018
10	32.6	Xavier Crawford vs Missouri (5-163)	1991
11	32.3	Joseph Doss vs Akron (3-97)	2005
12	31.8	Chris Hobbs vs ECU (4-127)	2009
13	31.4	P.T. Jones vs Tulane (5-157)	1997
14	31.3	Michael Grandberry vs USM (3-94)	2006
15	31.0	Michael Grandberry vs Tulane (4-124)	2007
16	30.4	Mac Cody vs Cincinnati (5-152)	1993

MOST KICKOFF RETURN TD

RK	TD	PLAYER VS OPPONENT	YEAR
T1	1	Tony Pollard vs Wake Forest (97)	2018
T1	1	Tony Pollard vs ECU (100)	2017
T1	1	Tony Pollard at Houston (93)	2017
T1	1	Tony Pollard vs Southern Illinois (100)	2017
T1	1	Tony Pollard vs ULM (99)	2017
T1	1	Darrell Henderson at SMU (99)	2016
T1	1	Tony Pollard at Navy (100)	2016
T1	1	Tony Pollard vs Temple (95)	2016

KICKOFF RETURN RECORDS

MOST KICKOFF RETURN TD

RK	TD	PLAYER VS OPPONENT	YEAR
T1	1	Kevin Cobb vs Tennessee (95)	1996
T1	1	Mac Cody vs Cincinnati (89)	1993
T1	1	Charles Wilson vs Tulane (97)	1988
T1	1	Jerry Harris vs Southern Miss (98)	1983
T1	1	Charles Greenhill vs Cincinnati (69)	1983
T1	1	Terdell Middleton vs North Texas (96)	1975
T1	1	Stan Davis vs Cincinnati (94)	1972
T1	1	Nick Pappas vs Ole Miss (93)	1967
T1	1	Billy Fletcher vs Houston (82)	1963
T1	1	Billy Russell vs Tennessee Tech	1954
T1	1	Frank Mawyer vs UT Chattanooga (95)	1950
T1	1	Paul Haynes vs NATTC	1947

LONGEST KICKOFF RETURN

RK	YDS	PLAYER VS OPPONENT	YEAR
T1	100	Tony Pollard vs ECU (TD)	2017
T1	100	Tony Pollard vs Southern Illinois (TD)	2017
T1	100	Tony Pollard at Navy (TD)	2016
T4	99	Tony Pollard vs ULM (TD)	2017
T4	99	Darrell Henderson at SMU (TD)	2016
6	98	Jerry Harris vs Southern Miss	1983
T7	97	Tony Pollard vs Wake Forest (TD)	2018
T7	97	Charles Wilson vs Tulane	1988
9	96	Terdell Middleton vs North Texas	1975
T10	95	Tony Pollard vs Temple (TD)	2016
T10	95	Bobby McCain vs Duke	2012
T10	95	Kevin Cobb vs Tennessee	1996
T10	95	Frank Mawyer vs Chattanooga	1950
T10	95	Keith White vs Arkansas State	1948
15	94	Stan Davis vs Cincinnati	1972
T16	93	Tony Pollard at Houston (TD)	2017
T16	93	Nick Pappas vs Ole Miss	1967
T16	93	Preston Watts vs Troy State	1940

INDIVIDUAL SINGLE SEASON

MOST KICKOFF RETURNS

RK	RET	PLAYER	YEAR
1	59	Michael Grandberry	2007
2	39	D.A. Griffin	2010
3	38	Tony Pollard	2016
4	31	Michael Grandberry	2008
5	30	Charles Wilson	1988
T6	28	Bobby McCain	2012
T6	28	Reginald Jones	1989
T8	27	Tony Pollard	2018
T8	27	Joe Craig	2013
10	26	Antoine Harden	2002
11	25	Antoine Harden	2001

MOST KICKOFF RETURN YARDS

RK	YDS	PLAYER	YEAR
1	1,286	Michael Grandberry	2007
2	1,068	Tony Pollard	2016
3	881	Tony Pollard	2017
4	748	D.A. Griffin	2010
5	735	Charles Wilson	1988
6	724	Joe Craig	2013
7	721	Bobby McCain	2012
8	667	Tony Pollard	2018
9	622	Reginald Jones	1989
10	588	Jae'Lon Oglesby	2015

HIGHEST KICKOFF RETURN AVERAGE

RK	AVG	PLAYER	YEAR
1	40.0	Tony Pollard	2017

HIGHEST KICKOFF RETURN AVERAGE

RK	AVG	PLAYER	YEAR
2	33.0	Mac Cody	1993
3	31.0	Nick Pappas	1967
4	30.2	John Martin	1992
5	28.9	Bobby Ward	1973
6	28.1	Tony Pollard	2016
7	27.5	Xavier Crawford	1991
8	27.4	Bobby Ward	1974

MOST KICKOFF RETURN TD

RK	TD	PLAYER	YEAR
1	4	Tony Pollard	2017
2	4	Tony Pollard	2016
T3	1	Tony Pollard vs Wake Forest	2018
T3	1	Darrell Henderson at SMU	2016
T3	1	Kevin Cobb vs Tennessee	1996
T3	1	Mac Cody vs Cincinnati	1993
T3	1	Charles Wilson vs Tulane	1988
T3	1	Jerry Harris vs Southern Miss	1983
T3	1	Charles Greenhill vs Cincinnati	1983
T3	1	Terdell Middleton vs North Texas	1975
T3	1	Stan Davis vs Cincinnati	1972
T3	1	Nick Pappas vs Ole Miss	1967
T3	1	Billy Fletcher vs Houston	1963
T3	1	Billy Russell vs Tennessee Tech	1954
T3	1	Frank Mawyer vs Chattanooga	1950

CAREER

KICKOFF RETURNS

RK	RET	PLAYER	YEARS
1	112	Michael Grandberry	2005-08
2	87	Tony Pollard	2016-18
3	59	D.A. Griffin	2008-10
4	55	William Arnold	1987-90
5	53	Antoine Harden	2000-02
T6	47	Joe Craig	2013-14
T6	47	Jerry Harris	1983-86
8	45	Derrick Crawford	1980-83
9	42	Bobby McCain	2011-14
10	40	Dornell Harris	1971-73

MOST KICKOFF RETURN YARDS

RK	YDS	PLAYER	YEARS
1	2,616	Tony Pollard	2016-18
2	2,401	Michael Grandberry	2005-08
3	1,202	William Arnold	1987-90
4	1,172	Joe Craig	2013-14
5	1,165	Jerry Harris	1983-86
6	1,162	D.A. Griffin	2008-10
7	1,085	Antoine Harden	2000-02
8	1,061	Bobby McCain	2011-14
9	957	Derrick Crawford	1980-83
10	900	Russ Vollmer	1960-63

HIGHEST KICKOFF RETURN AVERAGE

RK	AVG	PLAYER	YEARS
1	30.1	Tony Pollard	2016-18
2	30.0	Russ Vollmer	1960-63
3	28.1	Bobby Ward	1973-74
4	27.7	Nick Bouni	1956-59
T5	26.8	Joe Craig	2013
T5	26.8	Stan Davis	1969-71
7	25.5	Brian Davis	1994-95
T8	25.3	Bobby McCain	2011-14
T8	25.3	Quitman Spaulding	1993-95
10	24.9	Joe Craig	2013-13

MOST KICKOFF RETURN TD

RK	TD	PLAYER	YEARS
1	7	Tony Pollard	2016-18
T2	1	Darrell Henderson at SMU	2016
T2	1	Kevin Cobb vs Tennessee	1996
T2	1	Mac Cody vs Cincinnati	1993
T2	1	Charles Wilson vs Tulane	1988
T2	1	Jerry Harris vs Southern Miss	1983
T2	1	Charles Greenhill vs Cincinnati	1983
T2	1	Terdell Middleton vs North Texas	1975
T2	1	Stan Davis vs Cincinnati	1972
T2	1	Nick Pappas vs Ole Miss	1967
T2	1	Billy Fletcher vs Houston	1963
T2	1	Billy Russell vs Tennessee Tech	1954
T2	1	Frank Mawyer vs Chattanooga	1950

TEAM SINGLE GAME

MOST KICKOFF RETURNS

RK	RET	OPPONENT	YEAR
1	10	vs Mississippi State	2011
T2	9	at UCF	2017
T2	9	vs Houston	2010
T2	9	vs Tennessee	2009
T2	9	vs Houston	2009
T2	9	vs UCF	2007
T2	9	vs Louisville	2004
T2	9	vs Cincinnati	2002
T2	9	vs Tennessee	2001

MOST KICKOFF RETURN YARDS

RK	YDS	OPPONENT	YEAR
1	215	vs Wake Forest	2018
2	214	vs UCF	2007
3	200	vs Middle Tennessee	2012
4	196	vs Cincinnati	2002
5	195	vs UAB	2011
T6	186	vs ECU	2007
T6	186	vs Southern Miss	1983
8	184	vs Mississippi State	2010
9	177	at Connecticut	2013
10	175	at Houston	2017
11	174	vs USF	2016
12	170	vs Mississippi State	2011
T13	169	vs Houston	2009
T13	169	vs Florida State	1979

FEWEST KICKOFF RETURN YARDS

RK	YDS	OPPONENT	YEAR
1	0	vs several opponents; last vs Navy	2017

TEAM SINGLE SEASON

MOST KICKOFF RETURNS

RK	RET	YEAR
1	74	2010
2	69	2007
3	67	2011
4	66	2009
T5	57	2008, 1986
7	54	2018
T8	50	2012, 1998
T10	48	2017, 2002
T12	47	2016, 2013, 2006, 2001
16	46	2004

2019 MEMPHIS FOOTBALL

KICKOFF RETURN RECORDS

FEWEST KICKOFF RETURNS

RK	RET	YEAR
1	17	1962

MOST KICKOFF RETURN YARDS

RK	YDS	YEAR
1	1,525	2007
2	1,357	2009
3	1,351	2010
T4	1,249	2017
T4	1,249	2016
6	1,207	2011
7	1,141	2012
8	1,111	1986
9	1,088	2013
10	1,071	1993
11	1,069	2008
12	1,025	1998
13	993	2006
14	985	2015
15	964	2002

FEWEST KICKOFF RETURN YARDS

RK	YDS	YEAR
1	388	1960

YEAR-BY-YEAR KICKOFF RETURN LEADERS

YEAR	PLAYER	NO.	YDS	TD
1956	Andy Nelson	8	183	0
1957	Bob Schmidt	7	149	0
1959	Nick Bouni	4	166	0
1960	Nick Bouni	8	159	0
1961	Russell Vollmer	10	280	0
1962	Russell Vollmer	10	302	1
1963	Russell Vollmer	9	290	1
1964	Billy Fletcher	16	389	0
1965	Bob Baxter	14	303	1
1966	Bob Baxter	19	449	0
1967	Nick Pappas	17	527	1
1968	Jay McCoy	6	215	0
1969	Stan Davis	14	361	0
1970	Gerald Tinker	17	363	0
1971	Dornell Harris	14	294	0
1972	Dornell Harris	17	404	0
1973	Bobby Ward	14	404	0
1974	Bobby Ward	16	438	0
1975	Terdell Middleton	11	231	1
1976	Ricky Rivas	21	406	0
1977	Keith Wright	17	345	0
1978	Eddie Hill	20	367	0
1979	Richard Williams	17	348	0
1980	Derrick Burroughs	12	246	0
1981	Derrick Crawford	22	467	0
1982	Derrick Crawford	7	157	0
1983	Derrick Crawford	12	247	0
1984	Jerry Harris	20	446	0
1985	Jerry Harris	15	369	0
1986	Sammy Seals	21	523	0
1987	William Arnold	24	555	0
1988	Charles Wilson	30	735	1
1989	Reginald Jones	28	622	0
1990	William Arnold	23	485	0
1991	Xavier Crawford	10	275	0
1992	John Martin	9	272	0
1993	Mac Cody	13	429	1
1994	Brian Davis	16	416	0
1995	Kevin Cobb	11	222	0
1996	Damien Dodson	19	362	0
1997	Kevin Cobb	16	342	0

YEAR-BY-YEAR KICKOFF RETURN LEADERS

YEAR	PLAYER	NO.	YDS	TD
1998	Keith Cobb	19	432	0
1999	Ken Coutain	11	184	0
2000	Ryan Johnson	12	219	0
2001	Antoine Harden	25	533	0
2002	Antoine Harden	26	504	0
2003	DeAngelo Williams	13	299	0
2004	LaKendus Cole	15	261	0
2005	Joe Doss	19	423	0
2006	M. Grandberry	21	517	0
2007	M. Grandberry	59	1,286	0
2008	M. Grandberry	31	575	0
2009	Marcus Hightower	24	535	0
2010	D.A. Griffin	39	748	0
2011	Curtis Johnson	24	470	0
2012	Bobby McCain	28	721	0
2013	Joe Craig	27	724	0
2014	Joe Craig	20	448	0
2015	Jae'Lon Oglesby	25	588	0
2016	Tony Pollard	38	1,068	2
2017	Tony Pollard	22	881	4
2018	Tony Pollard	27	667	1

CAREER KICKOFF RETURN LEADERS

RK	PLAYER	YEARS	NO.	YDS	AVG
1	Tony Pollard	2016-18	87	2,616	30.1
2	Michael Grandberry	2005-08	112	2,401	21.4
3	William Arnold	1987-90	55	1,202	21.8
4	Joe Craig	2013-14	47	1,172	24.9
5	Jerry Harris	1983-86	47	1,165	24.8
7	D.A. Griffin	2008-10	59	1,162	19.7
8	Bobby McCain	2011-14	42	1,061	25.3
9	Antoine Harden	2000-02	53	1,085	20.5
10	Russ Vollmer	1960-63	29	900	30.0
11	Dornell Harris	1971-73	40	868	21.7
12	Bobby Ward	1973-74	30	842	28.1
13	Kevin Cobb	1994-97	39	837	21.2
14	DeAngelo Williams	2002-05	37	824	22.3
15	Curtis Johnson	2009-11	39	778	19.9
16	Bob Baxter	1965-67	33	752	22.8
17	Keith Wright	1974-77	36	738	20.5
18	Charles Wilson	1986-88	30	735	24.5
19	Stan Davis	1969-71	26	697	26.8
20	John Martin	1993-94	25	647	25.9

100-YARD KICK RETURN GAMES

TONY POLLARD (12)

YDS	OPPONENT	YEAR
209	vs Wake Forest	2018
174	vs USF	2016
161	vs Tulsa	2016
152	at UCF	2018
148	vs Southern Illinois	2017
144	vs ULM	2017
141	vs Temple	2016
134	at Navy	2016
115	at Houston	2017
114	at Ole Miss	2016
108	vs Houston	2016
100	vs ECU	2017

MICHAEL GRANDBERRY (9)

YDS	OPPONENT	YEAR
168	vs Southern Miss	2007
160	vs UCF	2007
153	vs Florida Atlantic	2007

MICHAEL GRANDBERRY (9)

YDS	OPPONENT	YEAR
145	vs SMU	2007
138	vs UCF	2006
124	vs Tulane	2007
121	vs Rice	2008
118	vs UTEP	2006
111	vs Arkansas State	2007

D.A. GRIFFIN (6)

YDS	OPPONENT	YEAR
145	vs Houston	2010
128	vs Southern Miss	2010
118	vs UAB	2010
107	vs USF	2008
100	vs Marshall	2010
100	vs UCF	2010

KEITH COBB (3)

YDS	OPPONENT	YEAR
141	vs ECU	1998
140	vs Southern Miss	1998
136	vs Tulane	1998

BOBBY MCCAIN (3)

YDS	OPPONENT	YEAR
138	vs Middle Tennessee	2012
131	vs Duke	2012
121	vs Houston	2014

NICK PAPPAS (3)

YDS	OPPONENT	YEAR
141	vs Houston	1967
129	vs Ole Miss	1967
116	vs Utah State	1967

RICHARD WILLIAMS (3)

YDS	OPPONENT	YEAR
133	vs Florida State	1979
129	vs Ole Miss	1980
104	vs Ole Miss	1979

CHARLES WILSON (3)

YDS	OPPONENT	YEAR
152	vs Tulane	1988
130	vs Southern Miss	1988
104	vs Tulsa	1988

BOB BAXTER (2)

YDS	OPPONENT	YEAR
108	vs Ole Miss	1965
100	vs Southern Miss	1965

JOE CRAIG (2)

YDS	OPPONENT	YEAR
177	at Connecticut	2013
132	vs BYU	2014

MAC CODY (2)

YDS	OPPONENT	YEAR
152	vs Cincinnati	1993
114	vs Ole Miss	1992

JERRY HARRIS (2)

YDS	OPPONENT	YEAR
167	vs Southern Miss	1983
121	vs Alabama	1985

KICKOFF RETURN RECORDS

MARCUS HIGHTOWER (2)

YDS	OPPONENT	YEAR
169	vs Houston	2009
117	vs UAB	2009

JAE' LON OGBLESBY (2)

YDS	OPPONENT	YEAR
132	vs Cincinnati	2015
121	vs Houston	2015

DAVID BERRONG (1)

YDS	OPPONENT	YEAR
133	vs Wichita State	1968

KEVIN COBB (1)

YDS	OPPONENT	YEAR
131	vs Tennessee	1996

LaKENDUS COLE (1)

YDS	OPPONENT	YEAR
118	vs Louisville	2004

RUSSELL COPELAND (1)

YDS	OPPONENT	YEAR
108	vs Florida State	1989

DERRICK CRAWFORD (1)

YDS	OPPONENT	YEAR
111	vs Southern Miss	1981

XAVIER CRAWFORD (1)

YDS	OPPONENT	YEAR
163	vs Missouri	1997

BRIAN DAVIS (1)

YDS	OPPONENT	YEAR
115	vs Mississippi State	1995

STAN DAVIS (1)

YDS	OPPONENT	YEAR
138	vs Tennessee	1969

JOSEPH DOSS (1)

YDS	OPPONENT	YEAR
110	vs UTEP	2005

LAVARIS EDWARDS (1)

YDS	OPPONENT	YEAR
138	vs SMU	2011

TOMMY ELRED (1)

YDS	OPPONENT	YEAR
147	vs Southern Miss	1964

BILLY FLETCHER (1)

YDS	OPPONENT	YEAR
107	vs Ole Miss	1964

ANTOINE HARDEN (1)

YDS	OPPONENT	YEAR
160	vs Tennessee	2001

DORNELL HARRIS (1)

YDS	OPPONENT	YEAR
146	vs Drake	1972

EDDIE HILL (1)

YDS	OPPONENT	YEAR
107	vs Wichita State	1978

CHRIS HOBBS (1)

YDS	OPPONENT	YEAR
127	vs ECU	2009

CURTIS JOHNSON (1)

YDS	OPPONENT	YEAR
162	vs UAB	2011

P.T. JONES (1)

YDS	OPPONENT	YEAR
157	vs Tulane	1997

REGINALD JONES (1)

YDS	OPPONENT	YEAR
111	vs Florida	1989

CHRIS KELLEY (1)

YDS	OPPONENT	YEAR
145	vs Cincinnati	2004

JOHN MARTIN (1)

YDS	OPPONENT	YEAR
108	vs Tennessee	1992

SEAN McCANN (1)

YDS	OPPONENT	YEAR
111	vs Mississippi State	1979

ANTHONY MILLER (1)

YDS	OPPONENT	YEAR
105	vs Navy	2015

SAMMY SEALS (1)

YDS	OPPONENT	YEAR
125	vs Tennessee	1986

LANCE SMITH (1)

YDS	OPPONENT	YEAR
121	vs Middle Tennessee	2009

RUSSELL VOLLMER (1)

YDS	OPPONENT	YEAR
108	vs Mississippi State	1963

BOBBY WARD (1)

YDS	OPPONENT	YEAR
111	vs Houston	1973

GERALD WHITE (1)

YDS	OPPONENT	YEAR
108	vs Mississippi State	1986

DeANGELO WILLIAMS (1)

YDS	OPPONENT	YEAR
152	vs Cincinnati	2002

PUNT RETURN RECORDS

INDIVIDUAL SINGLE GAME

MOST PUNT RETURNS

RK	RET	PLAYER VS OPPONENT	YEAR
1	10	Ryan Roskelly vs Tulsa	1994
2	7	Darron White vs Chattanooga	2004
T3	6	Keiwone Malone vs MTSU	2014
T3	6	Ryan Johnson vs UAB	2001
T3	6	Damien Dodson vs Houston	1997
T3	6	Russell Copeland vs Cincinnati	1992
T3	6	Jerry Harris vs Mississippi State	1985
T3	6	Keith Wright vs North Texas State	1974
T3	6	Stan Davis vs Tennessee	1969
T3	6	Bob Baxter vs Ole Miss	1965

MOST PUNT RETURN YARDS

RK	YDS	PLAYER VS OPPONENT	YEAR
1	194	Ryan Roskelly vs Tulsa	1994
2	133	David Berrong vs Wichita State	1968
3	120	Keith Wright vs North Texas State	1974
4	112	Keiwone Malone vs UAB	2012
5	109	Pop Williams vs Tulsa	2018

MOST PUNT RETURN YARDS

RK	YDS	PLAYER VS OPPONENT	YEAR
T6	94	Damien Dodson vs Houston	1997
T6	94	Keith Wright vs Louisville	1975
T6	94	Frank Mawyer vs Chattanooga	1950
T9	92	Darron White vs Tulane	2004
T9	92	Ryan Johnson vs Cincinnati	2000
T9	92	Stan Davis vs Southern Miss	1972
T9	92	Bob Baxter vs Ole Miss	1967

HIGHEST PUNT RETURN AVERAGE

RK	AVG	PLAYER VS OPPONENT	YEAR
1	33.3	David Berrong vs Wichita State	1968
2	30.7	Bob Baxter vs Ole Miss	1967
3	30.6	Ryan Johnson vs Cincinnati	2000
4	30.0	Keith Wright vs North Texas	1974
5	28.0	Roderick Proctor vs Missouri State	2015
6	27.2	Pop Williams vs Tulsa	2018
7	22.4	Keiwone Malone vs UAB	2012
8	21.8	Bobby Ward vs Ole Miss	1973
9	19.4	Ryan Roskelly vs Tulsa	1994
10	18.7	Pop Williams vs Georgia State	2018

MOST PUNT RETURN TDs

RK	TD	PLAYER VS OPPONENT	YEAR
T1	1	Pop Williams vs Tulsa	2018
T1	1	Roderick Proctor vs Missouri State	2015
T1	1	Darron White vs Tulane	2004
T1	1	Keith Cobb vs Southwestern La.	1995
T1	1	Ryan Roskelly vs Tulsa	1994
T1	1	Judson Flint vs Ole Miss	1978
T1	1	Judson Flint vs Louisville	1978
T1	1	Keith Wright vs Louisville	1976
T1	1	Keith Wright vs Wichita State	1976
T1	1	Keith Wright vs Louisville	1975
T1	1	Keith Wright vs North Texas	1974
T1	1	Steve Jaggard vs Tulsa	1968
T1	1	Bob Baxter vs Ole Miss	1967
T1	1	Bob Sherlag vs Wake Forest	1964
T1	1	Russell Vollmer vs Ole Miss	1962
T1	1	10 blocked punts for TD	1974

LONGEST PUNT RETURN

RK	YDS	PLAYER VS OPPONENT	YEAR
1	97	Keith Wright vs North Texas	1974
T2	94	Keith Wright vs Louisville	1975

PUNT RETURN RECORDS

LONGEST PUNT RETURN			
RK	YDS	PLAYER VS OPPONENT	YEAR
T2	94	Frank Mawyer vs Chattanooga	1950
4	89	Billy Russell vs Tennessee Tech	1954
5	88	Russ Vollmer vs Ole Miss	1962
T6	86	Ricky Rivas vs Wichita State	1975
T6	86	Jack Carter vs Chattanooga	1961

INDIVIDUAL SINGLE SEASON

MOST PUNT RETURNS			
RK	RET	PLAYER	YEAR
1	40	Ryan Roskelley	1994
T2	37	Ryan Johnson	2000
T2	37	Russell Copeland	1992
T4	36	Darron White	2002
T4	36	Ryan Johnson	2001
6	34	Keiwone Malone	2014
T7	32	Brandon McDonald	2005
T7	32	Darron White	2004
9	31	Charlie Babb	1971
10	30	Ryan Roskelley	1995

MOST PUNT RETURN YARDS			
RK	YDS	PLAYER	YEAR
1	468	Ryan Roskelley	1994
2	389	Ryan Johnson	2000
3	376	Ryan Johnson	2001
4	351	Russell Copeland	1992
5	347	Darron White	2004
6	313	Pop Williams	2018
7	308	Bob Baxter	1967
8	301	Darron White	2002
T9	261	Keiwone Malone	2014
T9	261	Keiwone Malone	2012

HIGHEST PUNT RETURN AVERAGE			
RK	AVG	PLAYER	YEAR
1	34.1	Jack Carter	1961
2	27.8	Keith Wright	1975
T3	20.4	Frank Talerico	1956
T3	20.4	Russ Vollmer	1962
5	18.9	Andy Nelson	1956

MOST PUNT RETURN TD			
RK	TD	PLAYER	YEAR
T1	2	Judson Flint	1978
T1	2	Keith Wright	1976
T3	1	20 times (last Pop Williams vs Tulsa)	2018

CAREER

MOST PUNT RETURNS			
RK	RET	PLAYER	YEARS
1	83	Keiwone Malone	2011-14
2	76	Ryan Johnson	1999-2001
3	70	Ryan Roskelley	1994-95
4	68	Darron White	2001-04
5	57	Keith Wright	1974-77
6	51	Pop Williams	2016-
7	48	Anthony Parker	1979-82
8	47	Jerry Harris	1983-86
9	46	Brandon McDonald	2005-06
10	41	Charlie Babb	1969-71

MOST PUNT RETURN YARDS			
RK	YDS	PLAYER	YEARS
1	816	Keith Wright	1974-77
2	784	Ryan Johnson	1999-2001
3	720	Ryan Roskelley	1994-95
4	716	Keiwone Malone	2011-14
5	648	Darron White	2001-04
6	484	Pop Williams	2016-
7	450	Bob Baxter	1965-67
8	376	David Berrong	1967-69
9	361	Jack Carter	1959-61
10	354	Russell Copeland	1989-92

HIGHEST PUNT RETURN AVERAGE			
RK	AVG	PLAYER	YEARS
1	20.1	Jack Carter	1959-61
T2	14.3	Keith Wright	1974-77
T2	14.3	Russ Vollmer	1960-63
4	12.3	Keiwone Malone	2012-14
5	11.9	James Thompson	1972-74
6	11.4	David Berrong	1967-69
7	10.3	Ryan Roskelley	1994-95

MOST PUNT RETURN TD			
RK	TD	PLAYER	YEARS
1	4	Keith Wright	1974-77
2	2	Judson Flint	1978-79
T3	1	20 players tied with one	

TEAM SINGLE GAME

MOST PUNT RETURNS			
RK	RET	OPPONENT	YEAR
1	10	vs Tulsa	1994
2	9	vs Mississippi State	1985
3	8	vs Quantico	1966
T4	7	vs Austin Peay	2014
T4	7	vs Chattanooga	2004
T4	7	vs Tennessee Tech	1962
T7	6	vs several opp.; last vs BYU	2014

MOST PUNT RETURN YARDS			
RK	YDS	OPPONENT	YEAR
1	194	vs Tulsa	1994
2	138	vs UAB	2012
T3	133	vs Tulsa	1968
T3	133	vs Wichita State	1968
5	120	vs North Texas State	1974
6	112	vs Austin Peay	2014
7	109	vs Tulsa	2018
8	97	vs Cincinnati	1972

FEWEST PUNT RETURN YARDS			
RK	YDS	OPPONENT	YEAR
T1	-8	vs Tulsa	2010
T1	-8	vs Tulane	2003

MOST PUNT RETURN TD			
RK	TDS	OPPONENT	YEAR
1	3	vs Tulsa (two on blocked punts)	1968
T2	1	21 times (last vs Tulsa)	2018

TEAM SINGLE SEASON

MOST PUNT RETURNS			
RK	RET	YEAR	
1	47	1994	

MOST PUNT RETURNS		
RK	RET	YEAR
2	44	2002
3	42	2014
4	39	2000
5	38	1971
6	36	2001
T7	35	1995, 1993
9	33	2004
10	32	2005

FEWEST PUNT RETURNS		
RK	RET	YEAR
1	10	2011

MOST PUNT RETURN YARDS		
RK	YDS	YEAR
1	514	1994
2	468	1992
3	408	1961
4	385	1972
5	381	1968

FEWEST PUNT RETURN YARDS		
RK	YDS	YEAR
1	5	2010
2	54	1980

MOST PUNT RETURN TDS		
RK	TDS	YEAR
1	3	1968
T2	2	1978, 1976, 1974

YEAR-BY-YEAR PUNT RETURN LEADERS

YEAR	PLAYER	NO.	YDS	TD
1956	Andy Nelson	10	189	0
1957	Frank Talerico	5	57	0
1959	Nick Bouni	5	73	0
1960	Nick Bouni	3	76	0
1961	Jack Carter	7	239	1
1962	Russell Vollmer	11	224	0
1963	Ollie Cordill	6	51	0
1964	Ollie Cordill	7	87	0
1965	Tommy Elred	15	149	0
1966	Bob Baxter	21	142	0
1967	Bob Baxter	19	308	1
1968	David Berrong	19	254	0
1969	David Berrong	14	122	0
1970	Charlie Babb	10	55	0
1971	Charlie Babb	31	180	0
1972	James Thompson	19	240	0
1973	Bobby Ward	15	124	0
1974	Keith Wright	13	218	1
1975	Keith Wright	7	169	1
1976	Keith Wright	16	228	2
1977	Keith Wright	21	201	0
1978	Judson Flint	19	211	2
1979	Anthony Parker	12	79	0
1980	Anthony Parker	15	53	0
1981	Anthony Parker	17	126	0
1982	Enis Jackson	10	53	0
1983	Derrick Crawford	6	59	0
1984	Jerry Harris	19	129	0
1985	Jerry Harris	27	180	0
1986	Jerry Craine	14	160	0
1987	Sammy Seals	13	67	0
1988	Mike Nettles	13	59	0
1989	Glenn Rogers, Jr.	7	69	0
1990	Glenn Rogers, Jr.	16	109	0
1991	Cliff Robinson	23	116	0
1992	Russell Copeland	37	351	0
1993	John Martin	17	152	0
1994	Ryan Roskelley	40	468	1
1995	Ryan Roskelley	30	252	0

DEFENSE RECORDS

MOST PASS INTERCEPTIONS

RK	NO.	PLAYER VS OPPONENT	YEAR
T1	3	Ollie Cordill vs Mississippi State	1965
T1	3	Bob Ford vs Murray State	1952

MOST INTERCEPTION RETURN YARDS

RK	YDS	PLAYER VS OPPONENT	YEAR
1	100	Idrees Bashir vs Army	2000
2	99	Robert Lyles vs Mississippi State	1958
3	98	Paul Haynes vs Tampa	1948
T4	95	Marty Hammond vs Southern Miss	1973
T4	95	Chris Hobbs vs Tennessee	1991
6	93	Bob Sherlag vs Wake Forest	1964
7	91	Bob Orians vs Southern Miss	1977
T8	90	Dominic Calloway vs ECU	1993
T8	90	Preston Watts vs Middle Tennessee	1941

LONGEST INTERCEPTION RETURN

RK	YDS	PLAYER VS OPPONENT	YEAR
1	100	Idrees Bashir vs Army	2000
2	99	Robert Lyles vs Mississippi State	1958
3	98	Paul Haynes vs Tampa	1948
T4	95	Chris Hobbs vs Tennessee	1991
T4	95	Marty Hammond vs Southern Miss	1973
T6	93	Reggis Ball vs SMU	2013
T6	93	Bob Sherlag vs Wake Forest	1964
8	91	Bob Orians vs Southern Miss	1977
T9	90	Dominic Calloway vs ECU	1993
T9	90	Preston Watts vs Middle Tennessee	1941

MOST BLOCKED PUNTS

RK	NO.	PLAYER VS OPPONENT	YEAR
1	4	Ken Irvin vs Arkansas	1992

INDIVIDUAL SINGLE SEASON

MOST SOLD TACKLES

RK	NO.	PLAYER	YEAR
1	103	Dave Pawlik	1971
2	96	Eric Fairs	1985
3	92	Keith Butler	1977
4	90	Glenn Sumter	2001
T5	87	Kamal Shakir	1999
T5	87	Todd Ondra	1980
T5	87	Bob Finamore	1964

MOST ASSISTED TACKLES

RK	NO.	PLAYER	YEAR
1	79	Todd Ondra	1979
2	78	Michael Thomas	1980
3	77	Jamon Hughes	2010
4	69	Jesse Allen	1994
5	63	Danton Barto	1993
T6	61	Jerry Dandridge	1975
T6	61	John Allen	1969

MOST TOTAL TACKLES

RK	NO.	PLAYER	YEAR
1	162	Michael Thomas	1980
2	161	Dave Pawlik	1971
3	152	Keith Butler	1977
T4	147	Jamon Hughes	2010
T4	147	Todd Ondra	1980
T6	144	Danton Barto	1993
T6	144	Todd Ondra	1979
7	143	Kamal Shakir	1999
8	137	Glenn Sumter	2001

MOST QUARTERBACK SACKS

RK	NO.	PLAYER	YEAR
1	13	Andre Arnold	2000
2	11.5	Martin Ifedi	2013
T3	11	Marquis Bowling	1997
T3	11	Marlon Brown	1987
T3	11	Cedric Wright	1983
6	10	David Brandon	1986
7	9.5	Bryce Huff	2018
T8	9	Tramont Lawless	1999
T8	9	Bryan Barnett	1994

MOST TACKLES FOR LOSS (YARDAGE)

RK	NO.	PLAYER	YEAR
1	22	Genard Avery (104 yds.)	2017
2	21	Marlon Brown (126 yds.)	1987
3	20	Tony Williams (96 yds.)	1996
4	19	Bryce Huff (80 yds.)	2018
T5	17	Tim Harris (83 yds.)	1984
T5	17	Eric Fairs (70 yds.)	1984
7	16.5	Frank Trotter (26 yds.)	2010
T8	16	Marquis Bowling (80 yds.)	1997
T8	16	Marcus Bell (61 yds.)	2000
10	15.5	Tank Jakes (63 yds.)	2014
T11	14.5	Martin Ifedi (73 yds.)	2013
T12	14	Andre Arnold (82 yds.)	2000
T12	14	Tim Harris (60 yds.)	1985
T12	14	Marcus Bell (31 yds.)	1999

MOST FUMBLE RECOVERIES

RK	NO.	PLAYER	YEAR
1	6	Quinton McCrary	2007
2	5	Van Anderson	1974
T3	4	several tied at four; last Akeem Davis/Mitch Huelsing	2011

MOST PASS INTERCEPTIONS

RK	NO.	PLAYER	YEAR
1	11	Jerry Todd	1968
T2	8	David Berrong	1969
T2	8	Steve Jaggard	1969
4	7	Eddie Moore	1988
T5	6	Bobby McCain	2013
T5	6	Bill Brundzo	1966
T5	6	Walter Daggett	1971
T5	6	Percy Nabors	1983
T5	6	Glenn Sumter	2001

MOST INTERCEPTION YARDS

RK	YDS	PLAYER	YEAR
1	144	Percy Nabors	1983
2	136	David Berrong	1969
3	119	Glenn Rogers, Jr.	1988
4	113	Keith Spann	1996
5	108	Bobby McCain	2013
6	104	Charlie Babb	1971
7	100	Idrees Bashir	2000

MOST BLOCKED KICKS

RK	NO.	PLAYER	YEAR
T1	4	Ken Irvin	1992
T1	4	Marvin Chatman	1981
T3	3	Michael Stone	2000

MOST BLOCKED KICKS

RK	NO.	PLAYER	YEAR
T3	3	David Brandon	1984

CAREER

MOST SOLD TACKLES

RK	NO.	PLAYER	YEARS
1	273	Danton Barto	1990-93
2	266	Eric Fairs	1982-85
3	254	Kamal Shakir	1997-2000
4	240	Michael Thomas	1977-80
5	226	Keith Butler	1974-77
6	212	Jerry Dandridge	1972-75
T7	201	Tim Harris	1982-85
T7	201	Todd Ondra	1978-80
T9	200	Damon Young	1985-88
T9	200	Octavian Sharp	1984-86

MOST ASSISTED TACKLES

RK	NO.	PLAYER	YEARS
1	214	Michael Thomas	1977-80
2	200	Danton Barto	1990-93
3	171	Todd Ondra	1978-80
4	169	Eric Fairs	1982-85
5	168	Octavian Sharp	1984-86
6	163	Wesley Smith	2003-06
7	162	Kamal Shakir	1997-2000
8	158	Keith Butler	1974-77
9	157	Damon Young	1985-88
10	156	Jerry Dandridge	1972-75

MOST TOTAL TACKLES

RK	NO.	PLAYER	YEARS
1	473	Danton Barto	1990-93
2	454	Michael Thomas	1977-80
3	435	Eric Fairs	1982-85
4	416	Kamal Shakir	1997-2000
5	384	Keith Butler	1974-77
6	372	Todd Ondra	1978-80
T7	368	Octavian Sharp	1984-86
T7	368	Jerry Dandridge	1972-75

MOST INTERCEPTIONS

RK	NO.	PLAYER	YEARS
1	17	David Berrong	1967-69
2	16	Jerry Todd	1967-69
T3	13	Glenn Sumter	1998-2000
T3	13	Eric Harris	1973-76
T5	12	Bobby McCain	2011-14
T5	12	Glenn Rogers Jr.	1988-90
T5	12	Bill Brundzo	1965-67
T5	12	Steve Jaggard	1965-67
9	11	Keith Spann	1993-96

MOST INTERCEPTION RETURN YARDAGE (INT.)

RK	YDS	PLAYER	YEARS
1	267	Keith Spann (11)	1993-96
2	246	Bobby McCain (12)	2011-14
3	229	Glenn Rogers Jr. (9)	1988-90
4	216	Charlie Babb (9)	1969-71
5	196	David Berrong (17)	1967-69
6	188	Mike Nettles (8)	1985-88
7	184	Jerry Todd (16)	1967-69
8	183	Reggis Ball (7)	2012-15
9	176	Percy Nabors (8)	1981-83
10	158	Brandon McDonald (7)	2005-06

DEFENSE RECORDS

MOST QUARTERBACK SACKS

RK	NO.	PLAYER	YEARS
1	22.5	Martin Ifedi	2010-14
2	22	Tramont Lawless	1996-99
3	21.5	Genard Avery	2014-17
4	20	Marquis Bowling	1995-98
5	19	Marlon Brown	1985-88
6	18	Tim Harris	1982-85
T7	17	Tony Brown	1999-2002
T7	17	Marvin Thomas	1983-86
T7	17	Andre Arnold	1998-2000
10	15	Brian Barnett	1992-95
T11	14	James Logan	1993-94
T11	14	Charles King	1991-93
T11	14	Chris Hobbs	1989-92
T11	14	Cedric Wright	1980-83

MOST TACKLES FOR LOSS (YARDAGE)

RK	NO.	PLAYER	YEARS
1	49	Tim Harris (251 yds.)	1982-85
2	45.5	Genard Avery (216 yds.)	2014-17
3	42	Tony Brown (138 yds.)	1999-2002
4	36.5	Frank Trotter (84 yds.)	2008-11
T5	36	Martin Ifedi (159 yds.)	2010-14
T5	36	Marlon Brown (192 yds.)	1985-88
7	35	Tony Williams (119 yds.)	1993-96
8	34	Marcus Bell (107 yds.)	1997-2000
9	32.5	Tank Jakes (135 yds.)	2012-14
T10	32	Marvin Thomas (100 yds.)	1983-86
T10	32	Eric Fairs (118 yds.)	1982-85

TEAM SINGLE GAME & SEASON

FEWEST RUSHES ALLOWED

Game	15 by North Texas	1965
Season	322	1962

MOST RUSHES ALLOWED

Game	82 by Houston	1968
Season	603	1980

FEWEST RUSHING YARDS ALLOWED

Game	-4 by Ole Miss	1993
Season	758	1962

MOST RUSHING YARDS ALLOWED

Game	523 by Texas A&M	1978
Season	2,632	2007

FEWEST PASS COMPLETIONS ALLOWED

Game	1 three times; last vs Southern Miss	1976
Season	48	1957

MOST PASS COMPLETIONS ALLOWED

Game	47 by Houston	2016
Season	304	2016

FEWEST PASSING YARDS ALLOWED

Game	5 by Southern Miss	1976
Season	566	1962

MOST PASSING YARDS ALLOWED

Game	620 by Cincinnati	2015
Season	3,667	2017

FEWEST TOTAL YARDS ALLOWED

Game	87 by Texas-Arlington	1962
	87 by Tennessee Tech	1962

FEWEST TOTAL YARDS ALLOWED

Season	1,324	1962
--------	-------	------

MOST TOTAL YARDS ALLOWED

Game	752 by Cincinnati	2015
Season	6,061	2017

MOST POINTS ALLOWED

Game	92 by Ole Miss	1935
	66 by Florida State (modern day records since 1947)	1979
Season	478	2010

MOST RUSHING TOUCHDOWNS ALLOWED

Game	7 by UCF	2007
Season	32	2018

FEWEST RUSHING TOUCHDOWNS ALLOWED

Season	2	1961
--------	---	------

MOST TOUCHDOWN PASSES ALLOWED

Game	6 by Houston	2010
	6 by Tennessee & Houston	2009
	6 by Florida State	1969
Season	38	2010

FEWEST TOUCHDOWN PASSES ALLOWED

Season	1	1962
--------	---	------

MOST TOTAL TOUCHDOWNS ALLOWED

Season	61	2010
--------	----	------

FEWEST TOTAL TOUCHDOWNS ALLOWED

Season	7	1963
--------	---	------

MOST INTERCEPTIONS

Game	6 vs ECU	1993
	6 vs Tulsa	1972
Season	29	1968

FEWEST INTERCEPTIONS

Season	7	1978
--------	---	------

MOST FUMBLE RECOVERIES

Game	6 vs North Texas	1968
Season	26	1976

FEWEST FUMBLE RECOVERIES

Season	5	2010
--------	---	------

MOST QUARTERBACK SACKS

Game	7 at Tulane	2018
	7 vs Tulane	2017
	7 vs Arkansas State	2013
	7 vs Houston	2006
	7 vs ECU	2003
	7 vs ECU	1998
	7 vs Arkansas State	1994

MOST BLOCKED KICKS

Game	4 vs Arkansas	1992
Season	8	1999

MOST TACKLES FOR LOSS YARDAGE

Game	16 vs Tennessee	1996
Season	90	1999

YEAR-BY-YEAR INTERCEPTION LEADERS

YEAR	PLAYER	NO.	YDS	TD
1956	John Lee	3	34	0
1957	Carlos Brooks	3	99	0

YEAR-BY-YEAR INTERCEPTION LEADERS

YEAR	PLAYER	NO.	YDS	TD
1962	Jim Addington	4	2	0
1963	Doug Woodlief	4	28	0
1964	Doug Woodlief	4	45	0
1965	Bill Brundzo	6	24	0
1966	Bill Brundzo	5	99	0
1967	David Berrong	4	25	0
1968	Jerry Todd	11	79	0
1969	David Berrong	8	136	0
	Steve Jaggard	8	59	0
1970	Ricky Kale	5	34	0
1971	Walter Daggett	6	34	0
1972	Tommy Carlsen	3	26	0
1973	Eric Harris	4	45	1
1974	Ed Taylor	3	34	0
1975	Eric Harris	3	55	0
1976	Eric Harris	4	1	0
1977	Bob Orians	4	91	1
	Keith Simpson	4	78	0
1978	Tony Graves	2	13	0
1979	Todd Ondra	4	25	0
1980	Terrie Sudduth	3	19	0
1981	George Stapleton	3	4	0
1982	Johnnie Walker	4	40	0
1983	Percy Nabors	6	144	1
1984	Donnie Elder	3	3	0
1985	Trell Hooper	3	37	1
1986	Mike Nettles	3	72	0
1987	Randall Cooper	3	9	0
1988	Eddie Moore	7	51	0
1989	Glenn Rogers, Jr.	4	23	0
1990	Glenn Rogers, Jr.	5	87	0
1991	Herb Kendall	3	46	0
1992	Danton Barto	4	89	0
1993	Dominic Calloway	4	90	0
1994	Barry Dillard	3	60	0
1995	Jerome Woods	6	110	1
1996	Keith Spann	5	113	0
	Kevin Cobb	2	21	0
	Mike McKenzie	2	10	0
	Jeremy Stewart	2	7	0
1998	Glenn Sumter	2	7	0
	Jeremy Stewart	2	29	0
	Keith Cobb	2	6	0
1999	Fred Powell	3	54	0
2000	Glenn Sumter	5	76	0
2001	Glenn Sumter	6	61	0
2002	O.C. Collins	3	83	0
	Derrick Ballard	3	15	0
2003	Wesley Smith	3	40	0
2004	Dustin Lopez	4	72	0
2005	Brandon McDonald	3	75	0
2006	Brandon McDonald	4	83	0
2007	Brandon Patterson	3	33	0
	LeRico Mathis	3	38	0
2008	Michael Grandberry	2	0	0
2009	Bryan Wright	2	29	0
2010	Marcus Ball	2	63	0
	Mohammed Selsay	2	20	0
	Todd Washington	2	13	0
2011	Akeem Davis	3	43	0
2012	Lonnie Ballentine	3	14	0
2013	Bobby McCain	6	108	2
2014	Bobby McCain	5	59	1
2015	Reggis Ball	5	66	1
2016	Genard Avery	2	51	2
	Arthur Maulet	2	18	0
	Chris Morley	2	9	0
	Dontrel Nelson	2	0	0
	Jahmahl Pardner	2	26	0
2017	TJ Carter	5	74	0
2018	TJ Carter	2	35	1
	Tito Windham	2	19	0

DEFENSE RECORDS

YEAR-BY-YEAR SACK LEADERS

YEAR	POS.	NAME	SACKS-YDS
1981	NG	Greg Montgomery	4-25
	LB	Michael Joe Cannon	4-18
1982	LB	Michael Joe Cannon	4-13
1983	DE	Cedric Wright	11-56
1984	LB	Eric Fairs	6.5-35
1985	DE	Tim Harris	5-30
1986	DE	David Brandon	10-49
1987	DE	Marlon Brown	11-77
1988	DE	Marlon Brown	4-20
	NG	Tony Manning	4-13
1989	DT	Lish Trice	3-16
1990	NG	Chris Hobbs	6-32
	DE	Kevin Jordan	6-27
1991	DT	Larry Cox	4-18
1992	DT	Pat Jansen	7-49
1993	DT	Charles King	8-44
1994	DT	Brian Barnett	9-53
1995	DE	Marvin Thomas	6-27
1996	DE	Marvin Thomas	6-38
1997	DE	Marquis Bowling	11-88
1998	DE	Marquis Bowling	5-36
1999	DE	Tramont Lawless	9-35
2000	DE	Andre Arnold	13-90
2001	DE	Tony Brown	7-36
2002	DE	Tony Brown	4-22
	DE	Treveco Lucas	4-11
2003	OLB	Coot Terry	7-44
2004	DE	Marcus West	6-43
2005	LB	Carlton Baker	5-40
2006	DE	Greg Terrell	5-27
2007	NG	Clinton McDonald	4-22
2008	NG	Clinton McDonald	7-55
2009	DE	Josh Weaver	4-30
2010	LB	Terrence Thomas	3-15

YEAR-BY-YEAR SACK LEADERS

YEAR	POS.	NAME	SACKS-YDS
	DL	Corey Jones	3-15
	DL	Dasmine Cathey	3-14
2011	DL	Frank Trotter	5-32
2012	DL	Martin Ifedi	7.5-41
2013	DL	Martin Ifedi	11.5-62
2014	LB	Tank Jakes	6-36
2015	DE	Christian Johnson	4-21
2016	LB	Genard Avery	5-31
2017	LB	Genard Avery	8.5-66
2018	LB	Bryce Huff	9.5-53

YEAR-BY-YEAR TACKLE LEADERS

YEAR	POS.	NAME	TACKLES
1964	NG	Bob Finamore	117
1966	LB	Joe Rushing	79
1967	DE	Alex Dees	86
1968	DE	Alex Dees	101
1969	DE	Bobby Dees	108
1970	LB	John Allen	107
1971	NG	Dave Pawlik	161
1972	NG	Joe Puzin	97
1973	LB	Steve McCarty	119
1974	LB	Jerry Dandridge	116
1975	LB	Jerry Dandridge	119
1976	LB	Keith Butler	124
1977	LB	Keith Butler	152
1978	LB	Michael Thomas	116
1979	NG	Pete Scatamacchia	121
1980	LB	Michael Thomas	162
1981	LB	Mike Kleimeyer	96
1982	LB	Johnnie Walker	114
1983	LB	Eric Fairs	122
1984	OLB	Tim Harris	120

YEAR-BY-YEAR TACKLE LEADERS

YEAR	POS.	NAME	TACKLES
1985	LB	Eric Fairs	143
1986	LB	Octavian Sharp	125
1987	LB	Damon Young	135
1988	LB	Damon Young	135
1989	LB	Scott Rumley	85
1990	LB	Scott Rumley	80
1991	LB	Danton Barto	141
1992	LB	Danton Barto	127
1993	LB	Danton Barto	144
1994	LB	Jesse Allen	128
1995	DB	Jerome Woods	120
1996	LB	Richard Hogans	128
1997	LB	Chris Reeves	92
1998	LB	Kamal Shakir	87
1999	LB	Kamal Shakir	143
2000	LB	Kamal Shakir	119
2001	DB	Gen Sumter	137
2002	LB	Derrick Ballard	101
2003	LB	Will Hyden	101
2004	LB	Tim Goodwell	106
2005	LB	Tim Goodwell	102
2006	DB	Brandon McDonald	84
2007	LB	Jake Kasser	100
2008	DB	Alton Starr	90
2009	LB	Jamon Hughes	87
2010	LB	Jamon Hughes	147
2011	LB	Terrence Thomas	106
2012	LB	Charles Harris	79
2013	LB	Charles Harris	74
2014	LB	Tank Jakes	92
2015	LB	Leonard Pegues	79
2016	DB	Jonathan Cook	88
2017	LB	Curtis Akins	88
2018	LB	Curtis Akins	100

MISCELLANEOUS RECORDS

TEAM SINGLE GAME

MOST POINTS SCORED IN A QUARTER

RK	PTS	OPPONENT	YEAR
T1	35	vs Bowling Green (1st)	2016
T1	35	vs Tulane (1st)	1992
3	33	vs North Texas (3rd)	1971
4	30	vs Cincinnati (4th)	1983
T5	28	vs Mercer (1st)	2018
T5	28	vs Mercer (2nd)	2018
T5	28	vs UConn (2nd)	2018
T5	28	at UConn (1st)	2017
T5	28	vs SMU (1st)	2015
T5	28	vs SMU (2nd)	2015
T5	28	vs Missouri State (1st)	2015
T5	28	vs Chattanooga (3rd)	2004
T5	28	vs Arkansas State (4th)	2004
T5	28	vs West Texas State (4th)	1968

MOST POINTS SCORED IN A HALF

RK	PTS	OPPONENT	YEAR
T1	56	vs Mercer (1st)	2018
T1	56	vs Bowling Green (1st)	2016
T1	56	vs SMU (1st)	2015
T4	49	vs Tulane (1st)	1992
T4	49	vs ECU (1st)	2017
T6	42	at Houston (2nd)	2017
T6	42	vs Missouri State (1st)	2015
T6	42	vs Austin Peay (1st)	2014

MOST POINTS SCORED IN A HALF

RK	PTS	OPPONENT	YEAR
T9	41	vs UConn (1st)	2018
T9	41	vs Louisville (2nd)	1969
T11	38	at UCF (1st)	2018
T11	38	vs Georgia State (1st)	2018
T11	38	at SMU (1st)	2016
T11	38	vs Houston (1st)	2003
T11	38	vs Cincinnati (2nd)	1969

MOST POINTS ALLOWED IN A HALF

RK	PTS	OPPONENT	YEAR
1	51	by Florida State (1st)	1989
2	48	by Missouri (1st)	2018
T3	42	by Tennessee (1st)	2009
T3	42	by Houston (1st)	2009
T3	42	by UCF (1st)	2007
T3	42	by Michigan State (1st)	1997
T3	42	by Florida State (2nd)	1979
T3	42	by Ole Miss (1st)	1971
9	41	by Alabama (2nd)	1983
T10	40	by Tennessee (1st)	2010
T10	40	by Ole Miss (1st)	1980

MOST COMBINED POINTS IN A HALF

RK	PTS	OPPONENT	YEAR
1	68	vs Louisville (1st)	2004
2	64	vs Florida State (1st)	1989
T3	63	at Houston (2nd)	2017
T3	63	vs Bowling Green State (1st)	2004

MOST COMBINED POINTS IN A HALF

RK	PTS	OPPONENT	YEAR
T5	62	vs ECU (2nd)	2007
T5	62	vs Tulane (1st)	1992
7	60	vs Rice (2nd)	2008
T8	59	at UCF (1st)	2018
T8	59	at UConn (1st)	2017
T8	59	vs Bowling Green (1st)	2016
11	58	vs Cincinnati (1st)	2015
T12	56	vs Mercer (1st)	2018
T12	56	vs SMU (2nd)	2017
T12	56	vs SMU (1st)	2015
T12	56	at UConn (1st)	2015
T12	56	vs Houston (1st)	2009
T12	56	vs Florida State (2nd)	1979

MOST POINTS SCORED IN A GAME

RK	PTS	OPPONENT	YEAR
1	77	vs Bowling Green	2016
2	76	vs Memphis Navy	1950
T3	70	vs ECU	2017
T3	70	at UConn	2017
T3	70	vs Tampa	1949
6	69	vs Louisville	1969
T7	66	vs Mercer	2018
T7	66	vs SMU	2017
T7	66	at Tulsa	2015
10	64	vs Union University	1950
T11	63	vs SMU	2015
T11	63	vs Missouri State	2015

MISCELLANEOUS RECORDS

MOST POINTS SCORED IN A GAME

RK	PTS	OPPONENT	YEAR
T11	63	vs Austin Peay	2014
14	62	vs Tulane	1992
T15	61	vs East Central Oklahoma	1951
T15	61	vs Arkansas State	1949

MOST POINTS ALLOWED IN A GAME

RK	PTS	OPPONENT	YEAR
1	66	by Florida State	1979
2	65	by Missouri	2018
3	62	by UCF	2017
4	61	by Ole Miss	1980
T5	59	by Tulsa	2016
T5	59	by Mississippi State	2011
7	58	by Texas A&M	1978
8	57	by Florida State	1989
T9	56	by UCF	2018
T9	56	by Houston	2010
T9	56	by Louisville	2010
T9	56	by Tennessee	2009
T9	56	by ECU	2007
T9	56	by UCF	2007

MOST COMBINED POINTS IN A GAME

RK	PTS	OPPONENT	YEAR
1	117	at UCF (55-62 (2OT))	2017
2	111	vs SMU (66-45)	2017
2	108	at Tulsa (66-42)	2015
3	107	vs SMU (55-52)	2007
4	105	vs Louisville (49-56)	2004
5	103	vs BYU (55-48, 2 ot)	2014
6	101	at UConn (70-31)	2017
7	100	at ECU (59-41)	2018
8	99	vs Cincinnati (53-46)	2015
9	98	at Missouri (33-65)	2018
10	97	at UCF (41-56)	2018
11	96	vs ECU (40-56)	2007
12	93	vs UCLA (48-45)	2017
13	92	vs Houston (48-44)	2016
14	91	vs USF (42-49)	2016
15	89	vs Tulsa (30-59)	2016
16	88	vs Louisville (69-19)	1969
17	87	vs Bowling Green (35-52)	2004

MOST FIRST DOWNS RUSHING

RK	NO.	OPPONENT	YEAR
1	26	vs Tulsa	1972
2	24	vs Louisville	1969
3	24	vs The Citadel	1962
4	22	vs Tulane	2008
5	22	vs Chattanooga	2005
T6	21	vs Georgia Tech	1981
T6	21	vs North Texas State	1971

MOST FIRST DOWNS PASSING

RK	NO.	OPPONENT	YEAR
T1	21	at UConn	2017
T1	21	vs Ole Miss	2015
3	20	at Houston	2017
T4	19	vs Mercer	2018
T4	19	vs Houston	2016
T4	19	vs Ole Miss	2007
T4	19	vs Louisville	2004
T8	18	at UCF	2017
T8	18	at Navy	2016
T8	18	vs Southeast Missouri	2016
T8	18	at Tulsa	2015
T8	18	vs Southern Miss	2007

MOST FIRST DOWNS PASSING

RK	NO.	OPPONENT	YEAR
T8	18	vs SMU	2007
T14	17	at Tulsa	2017
T14	17	at SMU	2014
T14	17	at UCLA	2014
T14	17	vs Ole Miss	1969
T18	16	vs SMU	2017
T18	16	at Ole Miss	2016
T18	16	vs Tulane	2015
T18	16	at Kansas	2015
T18	16	vs Middle Tennessee	2011
T18	16	vs Marshall	2007
T18	16	vs ECU	2007

MOST FIRST DOWNS BY PENALTY

RK	NO.	OPPONENT	YEAR
T1	6	vs UCLA	2017
T1	6	vs Tulsa	2015
T3	5	at Tulsa	2017
T3	5	at UCF	2017
T3	5	at Ole Miss	2014
T3	5	vs SMU	2007
T3	5	vs Houston	2006
T3	5	vs Alabama	1987
T3	5	vs North Texas State	1971
T10	4	vs several opponents; last at Missouri	2018

MOST TOTAL FIRST DOWNS

RK	NO.	OPPONENT	YEAR
1	37	vs Louisville	1969
T2	35	at Tulsa	2015
T2	35	vs SMU	2007
T4	34	at UConn	2017
T4	34	at Kansas	2015
T6	32	vs Mercer	2018
T6	32	at UCF	2017
T6	32	vs SMU	2017
T6	32	vs Tulane	2015
T6	32	vs Tulane	2008
T6	32	vs Chattanooga	2005
T12	31	vs Houston	2018
T12	31	vs South Alabama	2018
T12	31	vs Ole Miss	2015
T12	31	vs Nicholls State	2008

FEWEST TOTAL FIRST DOWNS

RK	NO.	OPPONENT	YEAR
1	2	vs Ole Miss	1964

MOST PENALTIES

RK	NO.	OPPONENT	YEAR
1	16	vs Marshall	2012
T2	15	at Middle Tennessee	2013
T2	15	vs Houston	2000
T2	15	vs Tulane	1992
T2	15	vs Mississippi State	1985
T6	14	at UCF	2017
T6	14	vs Tennessee	1999
T8	13	vs Chattanooga	2001
T8	13	vs Mississippi State	1998

FEWEST PENALTIES

RK	NO.	OPPONENT	YEAR
1	0	vs Ole Miss	1982

MOST PENALTY YARDS

RK	NO.	OPPONENT	YEAR
1	147	vs West Texas State	1964

MOST PENALTY YARDS

RK	NO.	OPPONENT	YEAR
2	145	at Middle Tennessee	2013
3	140	vs Wichita State	1968
4	136	vs Mississippi State	1985
T5	132	vs SMU	2010
T5	132	vs Houston	2007
7	131	vs Marshall	2012
8	130	vs Tulane	1992
9	127	at UCF	2017

LONGEST TIME OF POSSESSION

RK	NO.	OPPONENT	YEAR
1	40:55	at Cincinnati	2014
2	40:54	vs ECU	2000
3	39:44	vs Cincinnati	1984
T4	38:08	vs Nicholls State	2008
T4	38:08	vs Cincinnati	1994
6	37:55	vs Ole Miss	1983
7	37:41	vs Tulane	1985
8	37:40	vs Murray State	1985
9	37:37	vs Marshall	2012
10	37:36	vs Tulane	2008

SHORTEST TIME OF POSSESSION

RK	NO.	OPPONENT	YEAR
1	17:13	at Navy	2018

MOST 3RD DOWN CONVERSIONS

RK	NO.	OPPONENT	YEAR
1	14	vs SMU	2007
2	13	at UConn	2017
T3	12	vs Ole Miss	2015
T3	12	at Cincinnati	2014
T3	12	vs Rice	2008
T3	12	vs Louisville	2004
T3	12	vs Cincinnati	1994
T8	10	at SMU	2018
T8	10	vs Mercer	2018
T8	10	vs UTEP	2009
T8	10	vs USF	2004
T8	10	vs UAB	2004
13	9	30 times; last vs Houston	2018

BEST 3RD DOWN CONVERSION PERCENTAGE

RK	NO.	OPPONENT	YEAR
1	.705	vs Louisville (12-of-17)	2004
2	.692	vs Ole Miss (9-of-13)	2006
T3	.667	vs Mercer (10-of-15)	2018
T3	.667	vs Cincinnati (12-of-18)	1994
5	.650	at UConn (13-of-20)	2017
T6	.643	vs Tulane (9-of-14)	2017
T6	.643	vs Missouri State (9-of-14)	2015
T6	.643	vs Tulane (9-of-14)	2008
T6	.643	vs Chattanooga (9-of-14)	2005
10	.632	vs Rice (12-of-19)	2008
11	.625	vs UConn (5-of-8)	2018
T12	.600	vs Georgia State (6-of-10)	2018
T12	.600	vs Ole Miss (12-of-20)	2015
T12	.600	vs Nicholls State (9-of-15)	2008
T12	.600	vs SMU (9-of-15)	2008
T12	.600	vs Tulane (9-of-15)	2007
T12	.600	vs Tulane (9-of-15)	2003

FEWEST 3RD DOWN CONVERSIONS

RK	NO.	OPPONENT	YEAR
T1	1	vs Tennessee (1-of-9)	2006
T1	1	vs Cincinnati (1-of-12)	2004
T1	1	vs Cincinnati (1-of-12)	1992

MISCELLANEOUS RECORDS

MOST FUMBLES

RK	NO.	OPPONENT	YEAR
1	11	vs Ole Miss	1976
2	10	vs Louisville	1979
T3	9	vs Florida State	1977
T3	9	vs Ole Miss	1971
T3	9	vs Southern Miss	1963
T3	9	vs Tennessee Tech	1962

MOST FUMBLES LOST

RK	NO.	OPPONENT	YEAR
T1	7	vs Mississippi State	1976
T1	7	vs Ole Miss	1971
T3	6	vs Louisville	1979
T3	6	vs Ole Miss	1976
T3	6	vs Tennessee Tech	1962

TEAM SINGLE SEASON

MOST FIRST DOWNS RUSHING

RK	NO.	YEAR
1	165	2018
2	156	2005
3	151	1972
4	149	2008
5	128	1971
6	127	1970
7	126	1969
T8	125	2015, 2004
10	124	1976

FEWEST FIRST DOWNS RUSHING

RK	NO.	YEAR
1	61	2011
T2	66	2010, 1995

MOST FIRST DOWNS PASSING

RK	NO.	YEAR
1	188	2017
2	174	2016
3	172	2015
4	165	2007
5	154	2018
6	149	2014
7	142	2003
8	140	2002
9	133	2004
10	131	2008

FEWEST FIRST DOWNS PASSING

RK	NO.	YEAR
1	18	1957

MOST FIRST DOWNS BY PENALTY

RK	NO.	YEAR
1	33	2017
T2	29	2008, 2007
T4	27	2016, 2014, 2002
7	26	2003
T8	25	2018, 2015
10	24	2006
11	23	1996

FEWEST FIRST DOWNS BY PENALTY

RK	NO.	YEAR
1	2	1957

MOST TOTAL FIRST DOWNS

RK	NO.	YEAR
1	344	2018
2	327	2017
3	322	2015
T4	309	2008, 2007
6	304	2016
7	294	2014
8	285	2003
9	275	2004
10	245	2002
11	243	2009
12	235	2005

FEWEST TOTAL FIRST DOWNS

RK	NO.	YEAR
1	106	1958

MOST PENALTIES

RK	NO.	YEAR
1	111	2017
2	101	2018
3	99	2015
4	92	2013
T5	89	2005, 1992
7	87	1960
8	86	2007
9	85	2012
10	83	1984

FEWEST PENALTIES

RK	NO.	YEAR
1	46	1979

MOST PENALTY YARDS

RK	YDS	YEAR
1	1,006	2017
2	976	2015
3	958	1960
4	931	1961
5	862	2013
6	833	2018
7	832	2012
8	771	2016
9	770	2014
10	753	1995

FEWEST PENALTY YARDS

RK	YDS	YEAR
1	389	1979

HIGHEST TIME OF POSSESSION AVERAGE

RK	NO.	YEAR
1	32:48	2008
2	31:05	1999
3	30:32	1994
T4	30:23	2007, 1993
6	30:21	2015
7	30:20	2005
8	30:17	1992
9	30:15	2003

MOST 3RD DOWN CONVERSIONS

RK	NO.	YEAR
1	101	2015
2	94	2007
3	91	2008
4	90	2018

MOST 3RD DOWN CONVERSIONS

RK	NO.	YEAR
5	88	2004
6	84	2003
7	79	2016
8	76	2014
9	74	2017
10	68	1991

BEST 3RD DOWN CONVERSION PERCENTAGE

RK	NO.	YEAR
1	48.8	2015 (101/207)
2	47.6	2004 (88/185)
3	47.1	2018 (90/191)
4	46.4	2008 (91/196)
5	43.7	2017 (74/169)
6	43.5	2007 (94/216)
7	41.2	1991 (68/165)
8	41.0	2006 (67/164)
9	40.7	2016 (79/194)
10	40.2	2003 (84/209)

MOST FUMBLES

RK	NO.	YEAR
1	52	1976
2	50	1979
3	49	1971
4	43	1986
5	40	1973

FEWEST FUMBLES

RK	NO.	YEAR
T1	10	2017, 2004
3	11	2006
4	12	2008
5	13	2007
6	15	2005
T7	16	2018, 1961
T9	17	1998, 1993
T11	18	1996, 2015

MOST FUMBLES LOST

RK	NO.	YEAR
1	34	1976
2	24	1979
3	23	1972
T4	21	2012, 1974, 1970

FEWEST FUMBLES LOST

RK	NO.	YEAR
1	4	2007
T2	5	2008, 2004
T4	6	2017, 2006
T6	7	2018, 1998, 1983

TOP 10 WIDE RECEIVERS

1. ANTHONY MILLER (MEMPHIS, TENN., 2015-17)

YEAR	GP	REC	YDS	AVG	LG	TD	RUSH	YDS	TD
2015	12	47	694	14.8	82	5	9	54	2
2016	13	95	1,434	15.1	84	14	12	69	1
2017	13	96	1,462	15.2	89	18	10	24	0
TOTAL	38	238	3,590	15.1	89	37	31	148	3

2. DUKE CALHOUN (MEMPHIS, TENN., 2006-09)

YEAR	GP	REC	YDS	AVG	LG	TD	RUSH	YDS	TD
2006	12	42	681	16.2	60	6	10	51	1
2007	12	62	890	14.4	70	5	0	0	0
2008	13	40	487	12.2	54	3	0	0	0
2009	12	68	923	13.6	85	5	9	-20	0
TOTAL	49	212	2,981	14.1	85	19	19	31	1

3. CARLOS SINGLETON (BROWNSVILLE, TENN., 2006-09)

YEAR	GP	REC	YDS	AVG	LG	TD	RUSH	YDS	TD
2006	11	22	300	13.6	37	3	0	0	0
2007	13	51	767	15.0	52	11	0	0	0
2008	13	52	791	15.2	48	5	0	0	0
2009	12	39	507	13.0	44	3	0	0	0
TOTAL	49	164	2,365	14.4	52	22	0	0	0

4. EARNEST GRAY (GREENWOOD, MISS., 1975-78)

YEAR	GP	REC	YDS	AVG	LG	TD	RUSH	YDS	TD
1975	11	5	78	15.6	17	0	0	0	0
1976	11	29	529	18.2	47	2	0	0	0
1977	11	28	826	29.5	64	6	6	39	0
1978	11	35	690	19.7	94	9	3	-2	0
TOTAL	44	97	2,123	21.9	94	17	9	37	0

5. PHIL MAYHUE (SICKLERVILLE, N.J., 2014-17)

YEAR	GP	REC	YDS	AVG	LG	TD	RUSH	YDS	TD
2014	13	15	242	16.1	54	2	0	0	0
2015	13	51	670	13.1	43	1	1	4	0
2016	12	42	677	16.1	67	4	0	0	0
2017	13	35	521	14.9	46	3	0	0	0
TOTAL	51	143	2,110	14.8	67	10	1	4	0

6. DAMIEN DODSON (MEMPHIS, TENN., 1996-99)

YEAR	GP	REC	YDS	AVG	LG	TD	RUSH	YDS	TD
1996	11	21	231	11.0	42	1	0	0	0
1997	10	45	605	13.4	70	5	4	18	0
1998	11	42	753	17.9	92	2	3	20	0
1999	10	39	507	13.0	43	4	4	11	0
TOTAL	42	147	2,096	14.3	92	12	11	41	0

7. RUSSELL COPELAND (TUPELO, MISS., 1989-92)

YEAR	GP	REC	YDS	AVG	LG	TD	RUSH	YDS	TD
1989	11	22	333	15.1	45	1	1	-1	0
1990	10	33	684	20.7	76	4	0	0	0
1991	REDSHIRTED								
1992	11	61	736	12.1	80	7	1	9	0
TOTAL	32	116	1,753	15.1	80	12	2	8	0

8. MARCUS RUCKER (MEMPHIS, TENN., 2009-12)

YEAR	GP	REC	YDS	AVG	LG	TD	RUSH	YDS	TD
2009	12	18	241	13.4	43	2	0	0	0
2010	12	41	704	17.2	81	8	0	0	0
2011	8	20	195	9.8	18	1	0	0	0
2012	12	47	525	11.2	63	3	2	8	0
TOTAL	44	126	1,665	13.2	81	14	2	8	0

9. RICHIE FLOYD (MAYFIELD, KY., 1995-98)

YEAR	GP	REC	YDS	AVG	LG	TD	RUSH	YDS	TD
1995	INJURED								
1996	11	43	600	14.0	56	1	2	11	0
1997	11	38	617	16.2	67	1	0	0	0
1998	11	29	437	15.1	34	2	1	-2	0
TOTAL	33	110	1,654	15.1	67	4	3	9	0

10. DARRON WHITE (COVINGTON, TENN., 2001-04)

YEAR	GP	REC	YDS	AVG	LG	TD	RUSH	YDS	TD
2001	11	34	422	12.4	69	3	0	0	0
2002	12	40	343	8.6	30	2	3	8	0
2003	13	37	525	14.2	36	5	30	128	4
2004	12	26	359	13.8	46	1	11	12	0
TOTAL	47	137	1,649	12.0	69	11	44	148	4



DUKE CALHOUN
2006-09



CARLOS SINGLETON
2006-09

ANNUAL STATISTICS

YEAR	G	TOTAL OFFENSE			RUSHING		PASSING					1ST DWSNS	SCORING		PEN	YDS	3RD CNV	
		PLY	YDS	YPG	CAR	YPG	ATT	CMP	INT	PCT	YDS		YPG	PTS				AVG
2018	14	1028	7324	523.1	615	279.9	413	256	10	.619	3405	243.2	344	601	42.9	101	833	90-191
2017	13	941	6917	532.1	453	197.1	307	488	10	.629	4355	335.0	327	592	45.5	111	1006	74-169
2016	13	964	6028	463.7	487	159.3	477	303	10	.635	3957	304.4	303	505	38.8	82	771	79-194
2015	13	1028	6330	486.9	563	179.5	465	311	5	.669	3997	307.5	322	522	40.2	99	976	101-207
2014	13	1012	5552	427.1	594	190.5	418	262	9	.626	3076	236.6	294	471	36.2	81	770	76-207
2013	12	799	3738	311.5	369	138.3	361	206	11	.571	2078	173.2	212	234	19.5	92	862	53-173
2012	12	772	3820	318.3	489	151.8	283	182	3	.643	1999	166.6	211	293	24.4	85	832	60-166
2011	12	786	3291	274.2	378	84.0	408	224	8	.549	2283	190.2	182	195	16.2	57	523	56-184
2010	12	718	3420	285.0	383	91.6	335	187	13	.558	2321	193.4	172	173	14.4	76	584	53-164
2009	12	841	4477	373.1	436	158.2	405	242	15	.598	2578	214.8	243	262	21.8	82	685	59-167
2008	13	977	5424	417.2	540	194.8	437	247	12	.565	2891	222.4	309	353	27.2	59	519	91-196
2007	13	1017	5767	443.6	466	137.8	551	323	12	.586	3975	305.8	309	380	29.2	86	713	94-216
2006	12	766	4035	336.2	372	111.7	394	234	14	.594	2695	224.6	222	281	23.4	52	448	67-164
2005	12	836	4775	397.9	597	267.9	239	135	7	.565	1560	130.0	235	326	27.2	89	723	60-166
2004	12	903	5524	460.3	432	203.2	421	235	15	.558	3086	257.2	275	430	35.8	77	632	88-185
2003	13	1000	5779	444.5	530	181.5	470	260	13	.553	3419	263.0	393	393	30.2	80	643	84-209
2002	12	842	4258	354.8	390	115.8	452	241	20	.533	2868	239.0	245	303	25.3	70	557	60-168
2001	11	736	3594	326.7	418	137.0	318	177	6	.556	2087	189.7	192	294	26.7	74	589	55-158
2000	11	779	2813	255.7	440	104.9	339	181	14	.534	1659	150.8	168	176	16.0	85	690	56-185
1999	11	714	3221	292.8	422	134.4	292	148	15	.507	1743	158.5	181	232	21.1	76	608	50-160
1998	11	716	3589	326.3	396	139.5	320	147	12	.459	2055	186.8	184	226	20.5	75	651	42-158
1997	11	768	3584	325.8	432	110.8	336	178	11	.529	2369	215.4	188	218	19.8	76	675	62-177
1996	11	718	2812	255.6	405	102.7	313	153	12	.489	1682	152.9	173	141	12.8	62	503	45-167
1995	11	735	2798	254.4	415	95.0	320	151	20	.472	1753	159.4	167	150	13.6	81	753	42-165
1994	11	743	2827	257.0	455	132.0	288	121	9	.420	1375	125.0	164	163	14.8	63	554	46-164
1993	11	776	3641	331.0	424	117.9	352	203	21	.577	2344	213.1	208	268	24.4	86	750	65-167
1992	11	725	3784	344.0	417	144.8	308	182	12	.591	2191	199.2	182	312	28.4	89	739	58-15
1991	11	740	3354	304.9	511	193.9	229	100	15	.437	1358	123.5	179	228	20.7	65	492	68-16
1990	11	770	3614	328.5	549	193.9	221	98	16	.443	1481	134.6	166	212	19.3	63	542	NA
1989	11	739	3277	297.9	499	168.7	240	113	19	.471	1421	129.2	190	174	15.8	61	496	NA
1988	11	765	3800	345.5	487	160.9	278	142	13	.511	2030	184.5	206	220	20.0	66	489	NA
1987	11	721	3543	322.1	529	191.6	192	111	16	.578	1435	130.5	200	226	20.5	54	446	NA
1986	11	715	2415	219.5	482	126.1	233	107	18	.459	1028	93.5	154	104	9.5	63	460	NA
1985	11	764	3049	277.2	460	116.6	304	154	14	.507	1766	160.5	177	180	16.4	74	605	NA
1984	11	680	3417	310.6	477	175.3	203	97	13	.478	1489	135.4	169	201	18.3	83	689	NA
1983	11	738	3373	306.6	496	173.2	242	113	12	.467	1468	133.5	156	274	24.9	79	661	NA
1982	11	783	3577	325.2	493	165.1	290	153	18	.527	1761	160.0	202	129	11.7	51	407	NA
1981	11	729	2622	238.4	534	151.2	195	83	17	.426	959	87.2	158	82	7.4	56	450	NA
1980	11	693	2553	232.1	460	172.0	233	90	22	.386	1111	101.0	136	115	10.5	59	565	NA
1979	11	774	2909	264.4	558	162.1	216	87	20	.403	1125	102.2	165	166	15.1	46	389	NA
1978	11	754	3199	290.8	525	152.9	229	89	18	.389	1517	137.9	177	200	18.2	59	495	NA
1977	11	760	3490	317.3	539	161.8	221	94	8	.425	1710	155.5	192	228	20.7	49	489	NA
1976	11	727	3790	344.5	539	195.1	188	92	7	.489	1644	149.5	214	241	21.9	73	639	NA
1975	11	722	2953	268.4	580	200.5	142	58	12	.408	748	68.0	146	180	16.4	61	516	NA
1974	11	786	3390	308.1	555	174.6	231	127	11	.550	1469	133.5	192	225	20.5	60	580	NA
1973	11	793	3685	335.0	505	158.2	288	159	13	.552	1945	176.8	206	264	24.0	65	664	NA
1972	11	859	3685	335.0	612	212.9	247	116	9	.470	1343	122.0	217	265	24.1	79	736	NA
1971	11	786	3560	323.6	606	241.8	180	70	13	.389	1000	90.9	197	255	23.2	52	490	NA

ANNUAL STATISTICS

YEAR	G	TOTAL OFFENSE			RUSHING		PASSING						1ST DWSNS	SCORING		PEN		3RD CNV
		PLY	YDS	YPG	CAR	YPG	ATT	CMP	INT	PCT	YDS	YPG		PTS	AVG	YDS	YDS	
1970	10	740	3723	372.3	570	262.9	170	81	16	.476	1094	109.4	195	227	22.7	69	636	NA
1969	10	741	4124	412.4	523	248.3	218	97	16	.445	1641	164.1	215	328	32.8	75	634	NA
1968	10	672	2949	294.9	490	175.6	182	71	14	.390	1193	119.3	153	258	25.8	60	624	NA
1967	9	550	2477	275.2	427	186.9	123	55	3	.447	795	88.3	135	206	22.9	51	502	NA
1966	9	545	2215	246.1	433	181.3	112	40	9	.357	1632	181.3	121	121	13.4	48	527	NA
1965	10	736	3470	347.0	453	203.0	283	103	22	.364	1440	144.0	100	215	21.5	55	638	NA
1964	9	526	2479	275.4	335	147.3	191	84	15	.440	1153	128.1	134	173	19.2	54	511	NA
1963	10	614	3059	305.9	509	229.2	105	44	13	.419	747	74.7	164	199	19.9	55	573	NA
1962	9	576	2859	317.6	453	218.4	123	56	18	.455	893	99.2	122	261	29.0	55	582	NA
1961	10	612	3690	369.0	437	234.1	175	83	7	.474	1349	134.9	183	332	33.2	82	931	NA
1960	10	578	3138	313.8	459	217.6	121	57	18	.416	962	96.2	170	303	30.2	80	878	NA
1959	10	615	2641	264.1	480	184.2	135	63	9	.467	799	79.9	140	142	14.2	61	557	NA
1958	9	507	2087	231.9	417	179.6	90	37	6	.411	471	52.3	106	142	15.8	62	629	NA
1957	10	573	2790	279.0	495	183.6	78	38	10	.487	477	47.7	121	195	19.5	69	732	NA
1956	10	617	2999	299.9	497	212.5	122	47	13	.385	887	88.7	146	209	20.9	NA	NA	NA
1955	9	434	1668	185.3	332	127.7	102	33	12	.324	519	57.7	79	94	10.4	NA	729	NA
1954	10	474	1977	197.7	376	150.3	98	39	12	.398	474	47.4	NA	166	16.6	NA	NA	NA



In front of a capacity crowd, Memphis knocked off No. 6 Tennessee by a score of 21-17 at Liberty Bowl Memorial Stadium on Nov 9, 1996.

LAST TIME WHEN...

THE LAST TIME A TIGER TEAM ...

RUSHING

Had 500 or more yards rushing vs Tulsa, 1969 (507)
 Had 400 or more yards rushing at UCF, 2018 (401)
 Had 300 or more yards rushing vs UConn 2018 (378)
 Had 200 or more yards rushing vs Wake Forest, 2018 (207)
 Held to under 50 yards rushing at Tulane, 2018 (31)
 Had 80 or more rushing attempts vs North Texas State, 1971 (81)
 Had 75 or more rushing attempts vs Wichita State, 1972 (77)
 Had 70 or more rushing attempts vs Georgia Tech, 1981 (70)
 Had seven or more rushing TDs vs SMU, 2017 (7)
 Had six or more rushing TDs vs Houston, 2018 (6)
 Had five or more rushing TDs at ECU, 2018 (5)
 Had four or more rushing TDs at UCF, 2018 (4)
 Had three or more rushing TDs vs Tulsa, 2018 (3)
 Had two or more players with 100 yards rushing in a game vs Wake Forest, 2018 (Taylor Jr. 110, Pollard 109)

PASSING

Had 400 or more yards passing vs Mercer, 2018 (428)
 Had 375 or more yards passing vs UCLA, 2017 (398)
 Had 350 or more yards passing at ECU, 2018 (362)
 Had 300 or more yards passing at UCF, 2017 (321)
 Had 275 or more yards passing vs South Alabama, 2018 (292)
 Had 250 or more yards passing vs UConn, 2018 (256)
 Had 60 or more pass attempts vs SMU, 2007 (61)
 Had 50 or more pass attempts at Houston, 2017 (53)
 Had 40 or more pass attempts at UCF (AAC CG), 2017 (42)
 Had 30 or more pass completions at UCF (AAC CG), 2017 (30)
 Had 25 or more pass completions vs Mercer, 2018 (28)
 Had seven or more passings TDs at UConn, 2017 (7)
 Had six or more passing TDs vs UCLA, 2017 (6)
 Had five or more passing TDs vs Georgia State, 2018 (5)
 Had four or more passing TDs at UCF (AAC CG), 2017 (4)
 Had three or more passing TDs at ECU, 2018 (3)
 Had no passing touchdowns vs UCF, 2018
 Had five or more passes intercepted vs East Carolina, 2006 (5)
 Had four or more passes intercepted vs Ole Miss, 2007 (4)
 Had three or more passes intercepted at UCF, 2017 (3)
 Had three players throw a TD pass vs Missouri St, 2015 (P. Lynch, P. Mayhue, C. Holgorsen)
 Had two players throw a touchdown pass at UConn, 2017 (R. Ferguson, D. Moore)
 Had two or more players with 100 yards passing in a game vs UCF, 2009 (T. Bass 115 & W. Hudgens 143)



RECEIVING

Had two or more players with 100 yards receiving in a game at UCF, 2017 (Miller, 195; Dykes, 161)
 Had 12 players with at least 1 reception vs Mercer, 2018 (12)
 Had 10 players with at least 1 reception at Tulsa, 2017 (10)

TOTAL OFFENSE

Had 700 or more yards of total offense vs Mercer, 2018 (752)
 Had 600 or more yards total offense vs Houston, 2018 (610)
 Had 500 or more yards total offense at UCF, 2018 (583)
 Had 400 or more yards total offense at SMU, 2018 (434)
 Had 100 or more plays at UConn, 2017 (100)
 Had 90 or more plays vs Houston, 2018 (92)
 Had 80 or more plays vs Wake Forest, 2018 (82)
 Had 75 or more plays at UCF, 2018 (75)
 Had 49 or fewer plays at Navy, 2018 (49)

SCORING

Had 70 or more points vs ECU, 2017 (70)
 Had 60 or more points vs Mercer, 2018 (66-14)
 Had 50 or more points vs Houston, 2018 (52-31)
 Had 40 or more points at UCF, 2018 (41-56)
 Allowed 50 or more points at UCF, 2018 (41-56)
 Allowed 40 or more points at ECU, 2018 (W 59-41)
 Was held scoreless at UCF, 2011 (0-42)
 Was held scoreless at home vs SMU, 2011 (0-42)
 Last time without scoring in first half at Houston, 2017 (W, 42-38)
 Last time without scoring in first half at home vs Rice, 2012
 Was held scoreless on the road at UCF, 2011 (0-41)
 Held an opponent scoreless vs SMU, 2015 (63-0)
 Held an opponent scoreless in the first half vs Tulsa, 2018 (27-0)
 Held an opponent scoreless at home vs SMU, 2015 (63-0)
 Held an opponent scoreless on the road vs Arkansas, 1993 (6-0)
 Held two opponents scoreless in a season vs Tulsa; USM, 1968
 Held three opponents scoreless in a season vs Utah St.; North Texas; McNeese State, 1965
 Held four opponents scoreless in a season vs Louisville; McNeese St.; West Texas State; Tampa, 1964
 Scored a two-point conversion rushing at Tulane, 2016 (Craft run)
 Scored a two-point conversion passing vs Southeast Missouri, 2016 (A. Miller pass)

TURNOVERS

Consecutive games with a forced turnover 20 (last with a TD, 9/28/18 at Tulane)
 Had eight or more turnovers vs Louisville, 1979 (8; 6 FR, 2 int.)
 Had seven or more turnovers vs USF, 2003 (3 FR; 4 int)
 Had six or more turnovers vs East Carolina, 2006 (1 FR; 5 int)
 Had eight or more fumbles vs Alabama, 1986 (8)
 Had seven or more fumbles vs Alabama, 1986 (8)
 Had six or more fumbles vs Middle Tennessee, 2012 (6)
 Lost seven or more fumbles vs Mississippi State, 1976 (7)
 Lost six or more fumbles vs Louisville, 1979 (6)
 Lost five or more fumbles vs Tennessee, 1984 (5)
 Lost four or more fumbles at Houston, 2013 (4)
 Lost three or more fumbles at Navy, 2018 (3)
 Did not commit a turnover at ECU, 2018
 Had eight or more takeaways vs North Texas State, 1968 (8)
 Had six or more takeaways vs Kansas, 2016 - 6 (4 fumble, 2 int)
 Had five or more takeaways vs Navy, 2017 - 5 (3 fumbles, 2 int)
 Had four or more takeaways vs UConn, 2018 (1 fumble, 3 INT)
 Had three or more takeaways at UCF, 2018 - 3 (3 FR)
 Returned two interceptions for TDs at Tulane - 2, 2014 (B. McCain, 15; D. Nelson, 58)
 Returned an interception for a TD vs Mercer, 2018 (TJ Carter)
 Returned a fumble for a TD vs Tulane, 2017 (Austin Hall)
 Returned two fumbles for TDs vs SMU, 2011 (2008)
 Blocked two punts for touchdowns vs Tulsa, 1968 (Dees & Marks)

DEFENSE

Held an opponent to 10 or fewer first downs vs Mercer, 2018 (8)
 Held an opponent to 0 or fewer yards rushing vs Ole Miss, 1993 (-4)
 Held an opponent to 50 or fewer yards rushing at SMU, 2018 (25)
 Held an opponent to 100 or fewer yards rushing vs Mercer, 2018 (60)
 Held an opponent to 25 or fewer yards passing vs Navy, 2017 (20)
 Held an opponent to 50 or fewer yards passing vs Austin Peay, 2014 (30)
 Held an opponent to 100 or fewer yards total offense vs SMU, 2015 (97)
 Held an opponent to 200 or fewer yards total offense vs Mercer, 2018 (174)
 Held an opponent to 300 or fewer yards total offense vs Tulsa, 2018 (252)
 Intercepted six or more passes vs East Carolina, 1993 (6)
 Intercepted five or more passes vs Mississippi State, 1998 (5)
 Intercepted four or more passes vs Bowling Green, 2016 (4)
 Intercepted three or more passes vs UConn, 2018 (3)
 Recovered four or more fumbles vs Kansas, 2016 (4)
 Recovered three or more fumbles at UCF (AAC CG), 2018 (3)
 Recorded a safety vs Tulane, 2015
 Recorded two safeties in a game vs Tulane, 2015
 Recorded seven or more sacks vs Western Kentucky, 2017 (7)
 Recorded six or more sacks vs Western Kentucky, 2016 (6)
 Recorded five or more sacks vs Houston, 2018 (5)
 Recorded four or more sacks vs UCF, 2018 (4)
 Recorded 12 or more tackles for loss at SMU, 2018 (12)
 Recorded 11 or more tackles for loss vs Tulsa, 2018 (11)
 Recorded 10 or more tackles for loss vs Houston, 2018 (10)
 Had three or more players with 2 or more tackles for loss vs UConn, 2018 (3)
 Had four or more players with 2 or more tackles for loss vs UCF, 2008 (4)

SPECIAL TEAMS

Returned a punt for a TD vs Tulsa, 2018 (Pop Williams)
 Returned a blocked punt for a TD at Arkansas State, 2012 (Tevin Jones)
 Returned a kickoff for a TD vs ECU, 2017 (Tony Pollard, 100 yards)
 Blocked one punt vs Tulane, 2017 (JJ Russell)
 Blocked two punts vs Arkansas, 1992 (4)
 Blocked three punts vs Arkansas, 1992 (4)
 Blocked four punts vs Arkansas, 1992 (4)
 Blocked a field goal vs Georgia State, 2018 (John Tate)
 Blocked a PAT vs South Alabama, 2018 (Jonathan Wilson)
 Returned a field goal and a PAT in the same game vs Georgia State, 2018 (John Tate)
 Blocked a Blocked PAT for 2 Points at UAB, 2012 (Charles Harris)
 Punted 13 or more times vs Texas A&M, 1979 (13)
 Punted 12 or more times vs SMU, 2011 (12)
 Punted 11 or more times at Southern Miss, 2011 (11)
 Punted 10 or more times at Ole Miss, 2014 (10)
 Punted two times or less vs Georgia State, 2018 (2)

Punted one time in a game vs UConn, 2018
 Did not punt in a game vs Navy, 2017
 Missed a kicking PAT vs Tulsa, 2018
 Had a kicking PAT blocked vs Marshall, 2011
 Had a punt blocked at Missouri, 2018
 Had a field goal blocked vs Auburn, 2015
 Had a blocked field goal returned for a TD vs Louisville, 2008
 Recorded 2 Special Teams TDs at Arkansas State, 2012 (2, BL P & P FF)
 Gave up 2 Special Teams TDs vs Louisville, 2008 (2, BL FG & KOR)
 Recovered an opponent's on-side kick at Tulane, 2018
 Recovered a Memphis on-side kick vs USF, 2016
 Recovered two on-side kicks in a game at Tulane, 2016 (1 Memphis kick, 1 Tulane kick)
 Totaled 200 or more kickoff return yards vs Wake Forest, 2018 (215)
 Totaled 150 or more kickoff return yards at UCF, 2018 (152)
 Totaled 100 or more kickoff return yards vs UCF, 2017 (147)
 Returned 10 or more kickoffs vs Mississippi State, 2011 (10)

MISCELLANEOUS

Had 30 or more first downs vs Houston, 2018 (31)
 Had 20 or more first downs vs Wake Forest, 2018 (22)
 Had 16 or more penalties at Marshall, 2012 (16)
 Had 15 or more penalties at Middle Tennessee, 2013 (15)
 Had 12 or more penalties at SMU, 2018 (12)
 Had 10 or more penalties at UCF, 2018 (10)
 Had 125 or more yards in penalties at SMU, 2018 (143)
 Had 100 or more yards in penalties vs SMU, 2017 (132)
 Had a 100-yard rusher and a 100-yard receiver in the same game
 vs Tulsa (Henderson, 166 yards rushing; Coxie 110 yards receiving)
 Had a 100-yard receiver and 2 100-yard rushers vs Houston, 2018
 (Pollard, 116 receiving; Henderson 178 rush; Taylor 128 rush)
 Had 2 100-yard receivers in a game at UCF, 2017 (Miller, 195; Dykes, 161)
 Had 2 100-yard rushers and 2 100-yard receivers in the same game
 at UCF, 2017 (Henderson, 109 rush; Taylor, 107 rush, Miller, 195 receiving; Dykes 161 receiving)
 Had 40 or more minutes of TOP at Cincinnati, 2014 (40:55)
 Had 35 or more minutes of TOP vs Houston, 2018 (35:52)
 Had a tie game vs Arkansas State, 1990
 Was involved in an overtime at UCF, 2017
 Was involved in double overtime at UCF, 2017
 Gave up a Safety at SMU, 2018

IN ONE QUARTER

Passed for 75 yards or more vs Wake Forest, 2018 (78-4th)
 Passed for 100 yards or more vs Houston, 2018 (110-2nd)
 Passed for 125 yards or more vs Mercer, 2018 (127-1st)
 Passed for 150 yards or more vs Tulane, 2017 (152-2nd)
 Passed for 175 yards or more at Houston, 2017 (181-4th)
 Passed for 200 yards or more at UConn, 2017 (248-2nd)
 Passed for 225 yards or more vs Mercer, 2018 (231-2nd)
 Passed for two TDs vs Tulsa, 2018 (2-2nd)
 Passed for three TDs vs UCLA, 2017 (3-2nd)
 Passed for four TDs vs Mercer, 2018 (4-2nd)
 Rushed for 75 yards or more vs Wake Forest, 2018 (75-4th)
 Rushed for 100 yards or more vs Houston, 2018 (102-3rd)
 Rushed for 125 yards or more at UCF, 2018 (145-2nd)
 Rushed for 175 yards or more at UCF, 2018 (191-1st)
 Rushed for four TDs or more vs UConn, 2018 (4-2nd)
 Rushed for three TDs or more at UCF, 2018 (3-1st)
 Rushed for two TDs or more vs Houston, 2018 (2-3rd)
 Kicked three or more field goals vs Ole Miss, 2003 (3-4th)
 Had four receivers catch three passes vs Southern Miss, 2007 (4-4th)
 Had seven receivers catch one pass vs SMU, 2017 (7-3rd)



IN ONE HALF

Passed for 350 yards or more vs Mercer, 2018 (358-1st)
 Passed for 300 yards or more at UConn, 2017 (325-1st)
 Passed for 200 yards or more at UCF, 2017 (282-2nd)
 Passed for 175 yards or more at ECU, 2018 (194, 1st)
 Passed for 150 yards or more at ECU, 2018 (168-2nd)
 Passed for two or more TDs vs SMU, 2017 (2-2nd)
 Passed for three or more TDs at Tulsa, 2017 (3-1st)
 Passed for four or more TDs vs Georgia State, 2018 (4-1st)
 Passed for five or more TDs vs Mercer, 2018 (5-1st)
 Passed for six or more TDs vs Bowling Green, 2016 (6-1st)
 Passed for seven or more TDs vs SMU, 2015 (7-1st)
 Rushed for 300 yards or more at UCF, 2018 (336-1st)
 Rushed for 250 yards or more vs Akron, 2005 (252-2nd)
 Rushed for 200 yards or more vs UCF, 2018 (222-1st)
 Rushed for 275 yards or more vs Houston, 2018 (275-2nd)
 Rushed for 175 yards or more vs Tulsa, 2018 (183-1st)
 Rushed for 150 yards or more vs Mercer, 2018 (172-1st)
 Rushed for five TDs or more vs Houston, 2018 (5-2nd)
 Rushed for four TDs or more at UCF, 2018 (4-1st)
 Rushed for three TDs or more vs UCF, 2018 (3-1st)
 Rushed for two TDs or more vs Tulsa, 2018 (2-2nd)
 Kicked four or more field goals vs UAB, 1999 (4-1st)

THE LAST TIME A TIGER PLAYER...

RUSHING

Rushed 40 or more times Marcus Holliday vs Tulane, 1994 (42)
 Rushed 35 or more times Sam Craft at Cincinnati, 2014 (38)
 Rushed 30 or more times Patrick Taylor Jr vs Wake Forest, 2018 (30)
 Rushed 25 or more times Patrick Taylor Jr at Missouri, 2018 (26)
 Rushed for 250 or more yards DeAngelo Williams vs USF, 2004 (263)
 Rushed for 200 or more yards Darrell Henderson at UCF, 2018 (210)
 Rushed for 175 or more yards Darrell Henderson vs Houston, 2018 (178)
 Rushed for 150 or more yards Darrell Henderson vs Tulsa, 2018 (166)
 Rushed for 125 or more yards Patrick Taylor vs Houston, 2018 (128)
 Rushed for 100 or more yards Patrick Taylor Jr (110) and Tony Pollard (109) vs Wake Forest, 2018
 Rushed for four or more TDs Patrick Taylor Jr. at Houston, 2017 (4)
 Rushed for three or more TDs Darrell Henderson at UCF, 2018 (3)
 Rushed for two or more TDs Darrell Henderson & Patrick Taylor vs Houston, 2018 (2)
 Had a run of 90 or more yards Herb Covington vs Cincinnati, 1966 (92)
 Had a run of 80 or more yards Darrell Henderson at UCF, 2018 (82)
 Had a run of 70 or more yards Patrick Taylor at UCF, 2018 (70)
 Had a run of 60 or more yards Darrell Henderson at UCF (AAC CG), 2018 (62)
 Had a run of 50 or more yards Patrick Taylor vs Houston, 2018 (57)
 Had 2 players rush for three or more TDs Henderson & Taylor vs UConn, 2018 (3)
 Had 2 players rush for two or more TDs Henderson & Taylor vs Houston, 2018 (2)

PASSING

Passed for 400 or more yards Riley Ferguson at UCF, 2017 (471)
 Passed for 350 or more yards Brady White at ECU, 2018 (362)
 Passed for 300 or more yards Brady White vs Mercer, 2018 (358)
 Passed for 250 or more yards Brady White vs South Alabama, 2018 (292)
 Passed for 200 or more yards Brady White vs Houston, 2018 (209)
 Attempted 60 or more passes Martin Hankins vs East Carolina, 2007 (60)
 Attempted 50 or more passes Riley Ferguson at Houston, 2017 (52)
 Attempted 40 or more passes Riley Ferguson at UCF, 2017 (43)
 Attempted 30 or more passes Brady White at UCF (AAC CG), 2018 (30)
 Completed 30 or more passes Riley Ferguson at UCF (AAC CG), 2017 (30)
 Completed 25 or more passes Riley Ferguson at UCF, 2017 (27)
 Completed 20 or more passes Brady White vs Houston, 2018 (21)
 Threw seven or more TD passes Riley Ferguson at UConn, 2017 (7)
 Threw six or more TD passes Riley Ferguson vs UCLA, 2017 (6)
 Threw five or more TD passes Brady White vs Georgia State, 2018 (5)
 Threw four or more TD passes Riley Ferguson at UCF (AAC CG), 2017 (4)
 Threw three or more TD passes Brady White at ECU, 2018 (3)
 Threw five or more interceptions Martin Hankins vs Southern Miss, 2006 (5)
 Threw four or more interceptions Martin Hankins vs Ole Miss, 2007 (4)
 Threw three or more interceptions Riley Ferguson at UCF, 2017 (3)
 Completed a pass for 90 or more yards Taylor Reed vs Austin Peay, 2011 (93)
 Completed a pass for 80 or more yards Riley Ferguson vs ECU, 2016 (89)
 Completed a pass for 70 or more yards Brady White at ECU, 2018 (75)
 Completed a pass for 60 or more yards Brady White at SMU, 2018 (62)
 Completed a pass for 50 or more yards Riley Ferguson at UCF (AAC CG), 2017 (52)

RECEIVING

Caught 10 or more passes Damonte Coxie at ECU, 2018 (10)
 Caught seven or more passes Tony Pollard vs Houston, 2018 (8)
 Had 250 or more yards receiving Anthony Miller vs Tulsa, 2016 (250)
 Had 200 or more yards receiving Anthony Miller at UConn, 2017 (224)
 Had 180 or more yards receiving Anthony Miller at UCF, 2017 (195)
 Had 175 or more yards receiving Damonte Coxie at ECU, 2018 (176)
 Had 150 or more yards receiving Sean Dykes at UCF, 2017 (161)
 Had 125 or more yards receiving Anthony Miller vs ECU, 2017 (144)
 Had 100 or more yards receiving Tony Pollard vs Houston, 2018 (116)
 Caught four or more TD passes Anthony Miller at UConn, 2017 (4)
 Caught three or more TD passes Anthony Miller at UCF, 2017 (3)
 Caught two or more TD passes Joey Magnifico at SMU, 2018 (2)

LAST TIME WHEN...

TOTAL OFFENSE

Had 400 or more yards of total offense.....Riley Ferguson at UCF, 2017 (466)
 Had 350 or more yards of total offense.....Brady White at ECU, 2018 (345)
 Had 300 or more yards of total offense.....Riley Ferguson vs SMU, 2017 (349)
 Had 250 or more yards of total offense.....Brady White vs South Alabama, 2018 (278)

SCORING

Responsible for seven or more TDs.....Riley Ferguson at UConn, 2017 - 7 (7 pass)
 Responsible for five or more TDs.....Brady White vs Georgia State, 2018 - 5 (5 pass)
 Responsible for four or more TDs.....Riley Ferguson at UCF, 2017 - 4 (4 pass)
 Scored four or more TDs.....Darrell Henderson at UCF, 2018 (3 rushing, 1 pass)
 Scored three or more TDs.....Darrell Henderson at UCF, 2018 (2 rushing, 1 receiving)
 Scored in three different ways.....Arkelon Hall vs Louisville, 2008 (2 pass, 1 rush, 1 rec)

DEFENSE

Intercepted three or more passes.....Bobby McCain at USF, 2013 (3)
 Intercepted two or more passes.....Austin Hall vs Navy, 2017 (2)
 Returned an interception for a touchdown.....TJ Carter vs Mercer, 2018
 Recovered three or more fumbles.....Quinton McCrary vs UCF, 2007 (3)
 Recovered two or more fumbles.....Michael Edwards, Jr. vs Kansas, 2016 (2)
 Returned two fumbles for TDs.....Ryan Coleman vs SMU, 2013 (2)
 Returned fumble for TD.....Austin Hall vs Tulane, 2017
 Recorded four or more sacks.....Clinton McDonald vs Arkansas St., 2008 (4)
 Recorded three or more sacks.....Genard Avery vs Tulane, 2017 (3.5)
 Recorded two or more sacks.....Jonathan Wilson vs Houston, 2018 (2.0)
 Recorded five or more TFLs.....Bryce Huff at Tulane, 2018 (5.0)
 Recorded four or more TFLs.....Tank Jakes at UCLA, 2014 (4.0)
 Had three or more TFLs.....Bryce Huff at SMU, 2018 (3.5)



SPECIAL TEAMS

Scored 18 or more points kicking.....Ryan White vs UAB, 1999 (18)
 Scored 15 or more points kicking.....Jake Elliott at SMU, 2016 (15)
 Scored 10 or more points kicking.....Riley Patterson at UCF, 2018 (11)
 Made five or more field goals.....Jake Elliott at Houston, 2013 (5)
 Made four or more field goals.....Jake Elliott at Temple, 2015 (4)
 Made three or more field goals.....Riley Patterson vs UCF, 2018 (3)
 Attempted five or more field goals.....Jake Elliott at Temple, 2015 (5)
 Attempted four or more field goals.....Riley Patterson at UCF, 2017 (4)
 Attempted three or more field goals.....Riley Patterson at UCF, 2018 (3)
 Made a field goal of 50 or more yards.....Riley Patterson at Missouri, 2018 (52)
 Punted 12 or more times.....Tom Hornsey vs SMU, 2011 (12)
 Punted 11 or more times.....Tom Hornsey at Southern Miss, 2011 (11)
 Punted 10 or more times.....Spencer Smith at Ole Miss, 2014 (10)
 Punted 70 or more yards.....Adam Williams at SMU, 2018 (73)
 Punted 60 or more yards.....Spencer Smith at Tulane, 2016 (63)
 Had a punt average over 50 yards (min. 2 punts).....Adam Williams at SMU, 2018 (50.8)
 Totaled 175 or more yards in kick returns.....Tony Pollard, 2018 (209)
 Totaled 150 or more yards in kick returns.....Tony Pollard at UCF, 2018 (152)
 Totaled 125 or more yards in kick returns.....Tony Pollard vs SIU, 2017 (148)
 Totaled 100 or more yards in kick returns.....Darrell Henderson vs SMU, 2017 (116)
 Returned a kick 90 or more yards.....Tony Pollard vs Wake Forest, 2018 (97)
 Returned a kick 50 or more yards.....Darrell Henderson vs SMU, 2017 (64)
 Returned a kickoff for a TD.....Tony Pollard vs Wake Forest, 2018 (97)
 Returned nine or more kickoffs.....Marcus Hightower vs Houston, 2009 (9)
 Returned eight or more kickoffs.....D.A. Griffin vs Houston, 2010 (8)
 Returned seven or more kickoffs.....Tony Pollard at UCF, 2018 (7)
 Returned six or more kickoffs.....Tony Pollard vs Wake Forest, 2018 (6)
 Returned 10 or more punts.....Ryan Roskelley vs Tulsa, 1994 (10)
 Returned seven or more punts.....Darron White vs Chattanooga, 2004 (7)
 Returned six or more punts.....Keiwone Malone vs Middle Tennessee, 2014 (6)
 Had 150 or more punt return yards.....Ryan Roskelley vs Tulsa, 1994 (194)
 Had 100 or more punt return yards.....Pop Williams vs Tulsa, 2018 (109)

Had a punt return of 90 or more yards.....Keith Wright vs Louisville, 1975 (94)
 Had a punt return of 80 or more yards.....Ryan Johnson vs Cincinnati, 2000 (82)
 Had a punt return of 70 or more yards.....Pop Williams vs Tulsa, 2018 (62)
 Had a punt return of 50 or more yards.....Roderick Proctor vs Missouri State, 2015 (73)
 Returned a punt for a TD.....Pop Williams vs Tulsa, 2018 (72)
 Blocked a punt.....JJ Russell vs Tulane, 2017
 Returned a blocked punt for a TD.....Tevin Jones at Arkansas State, 2012
 Blocked a field goal.....Jonathan Wilson vs South Alabama, 2018
 Blocked a PAT.....John Tate vs Georgia State, 2018
 Returned a blocked PAT for a score.....Charles Harris at UAB, 2012

IN ONE QUARTER

Passed for 75 yards or more.....Brady White vs Wake Forest, 2018 (75-4th)
 Passed for 100 yards or more.....Brady White vs Houston, 2018 (110-2nd)
 Passed for 150 yards or more.....Riley Ferguson vs ECU, 2017 (163-1st)
 Passed for 175 yards or more.....Riley Ferguson at Houston, 2017 (181-4th)
 Passed for 200 yards or more.....Riley Ferguson at UConn, 2017 (248-2nd)
 Passed for 225 yards or more.....Brady White vs Mercer, 2018 (231-2nd)
 Passed for four or more TDs.....Brady White vs Mercer, 2018 (4-2nd)
 Passed for three or more TDs.....Riley Ferguson vs UCLA, 2017 (3-2nd)
 Passed for two or more TDs.....Brady White vs Tulsa, 2018 (2-2nd)
 Rushed for 75 yards or more.....Darrell Henderson at UCF, 2018 (122-2nd)
 Rushed for 100 yards or more.....Darrell Henderson at UCF, 2018 (122-2nd)
 Rushed for 150 yards or more.....Paul Gowen vs Tulsa, 1969 (150-2nd)
 Rushed for two TDs or more.....Darrell Henderson at UCF, 2018 (2-1st)
 Rushed for three TDs or more.....Riley Ferguson vs SMU, 2017 (2-3rd)
 Caught nine or more passes.....Anthony Miller at UConn, 2017 (9-2nd)
 Caught six or more passes.....Anthony Miller vs Houston, 2016 (6-4th)
 Caught five or more passes.....Damonte Coxie at ECU, 2018 (5-3rd)
 Caught four or more passes.....Damonte Coxie and Pop Williams vs South Alabama, 2018 (4-2nd)
 Caught three or more passes.....Tony Pollard vs Houston, 2018 (3-2nd & 3rd)
 Caught two or more TD passes.....Anthony Miller at UConn, 2017 (3-2nd)
 Had 75 or more receiving yards.....Damonte Coxie vs Mercer, 2018 (79-1st)
 Had 100 or more receiving yards.....Damonte Coxie at ECU, 2018 (117-3rd)
 Kicked three or more field goals.....Stephen Gostkowski vs Ole Miss, 2003 (3-4th)

IN ONE HALF

Passed for 300 yards or more.....Brady White vs Mercer, 2018 (358-1st)
 Passed for 200 yards or more.....Riley Ferguson at Tulsa, 2017 (264-1st)
 Passed for 175 yards or more.....Brady White at UCF, 2018 (194, 1st)
 Rushed for 200 yards or more.....Darrell Henderson at UCF (207-1st)
 Rushed for 125 yards or more.....Darrell Henderson vs UConn, 2018 (134, 1st)
 Rushed for 100 yards or more.....Darrell Henderson vs Houston, 2018 (113, 2nd)
 Rushed for two TDs or more.....Darrell Henderson at UCF, 2018 (3-1st)
 Rushed for two TDs or more.....Darrell Henderson at ECU, 2018 (2-2nd)
 Passed for seven or more TDs.....Paxton Lynch vs SMU, 2015 (7-1st)
 Passed for six or more TDs.....Riley Ferguson vs Bowling Green, 2016 (6-1st)
 Passed for five or more TDs.....Brady White vs Mercer, 2018 (5-1st)
 Passed for four or more TDs.....Brady White vs Georgia State, 2018 (4-1st)
 Passed for three or more TDs.....Riley Ferguson at Tulsa, 2017 (3-1st)
 Caught 12 or more passes.....Anthony Miller at UConn, 2017 (12-1st)
 Caught eight or more passes.....Anthony Miller at UCF, 2017 (8-2nd)
 Caught seven or more passes.....Anthony Miller vs Western Kentucky, 2016 (7, 2nd)
 Caught six or more passes.....Damonte Coxie at ECU, 2018 (6-2nd)
 Had 150 yards receiving.....Anthony Miller at UConn, 2017 (157-1st)
 Had 125 yards receiving.....Damonte Coxie at ECU, 2018 (137-2nd)
 Had 100 yards receiving.....Damonte Coxie vs Georgia State, 2018 (107, 1st)
 Caught three or more TD passes.....Anthony Miller at UConn, 2017 (3-1st)
 Caught two or more TD passes.....Anthony Miller vs Western Kentucky, 2016 (2-2nd)
 Kicked four or more field goals.....Ryan White vs UAB, 1999 (4-1st)
 Kicked three or more field goals.....Riley Patterson vs UCF, 2018 (3-1st)

THE LAST TIME A TIGER OPPONENT...

RUSHING

Had 500 or more yards rushing.....Texas A&M, 1978 (523)
 Had 400 or more yards rushing.....vs USF, 2016 (416)
 Had 300 or more yards rushing.....UCF, 2018 (350)
 Had 75 or more rushing attempts.....Texas A&M, 1978 (75)
 Had 70 or more rushing attempts.....Navy, 2018 (73)
 Had seven or more rushing TDs.....UCF, 2007 (7)
 Had six or more rushing TDs.....UCF, 2018 (6)
 Had five or more rushing TDs.....Navy, 2015 (5)
 Had four or more rushing TDs.....Tulane, 2018 (4)
 Had two players with 100 yards rushing in game.....Ole Miss, 2016 (Eugene Brazley, 124; Akeem Judd, 108)

PASSING

Had 500 or more yards passing.....Cincinnati, 2015 (620)
 Had 400 or more yards passing.....ECU, 2018 (449)
 Had 300 or more yards passing.....Wake Forest, 2018 (328)
 Had 60 or more pass attempts.....ECU, 2018 (62)
 Had 50 or more pass attempts.....SMU, 2018 (57)
 Had 40 or more pass attempts.....Wake Forest, 2018 (40)
 Had 35 or more completions.....Houston, 2016 (47)
 Had 30 or more completions.....at SMU, 2018 (30)
 Had 25 or more completions.....Houston, 2017 (29)
 Had six or more TD passes.....Houston, 2010 (6)
 Had five or more TD passes.....UCF, 2017 (5)
 Had four or more TD passes.....Missouri, 2018 (4)
 Had three or more TD passes.....Houston, 2018 (3)

Had six or more passes intercepted East Carolina, 1993 (6)
 Had five or more passes intercepted Mississippi State, 1997 (5)
 Had four or more passes intercepted Bowling Green, 2016 (4)
 Had three or more passes intercepted UCF, 2017 (3)

RECEIVING

Had two or more players with 100 yards receiving in game UCF, 2018 - Gabriel Davis (101), D. Snelson (120)
 Has a receiver with 200 or more yards receiving Houston, 2016 (Linell Bonner, 235)

TOTAL OFFENSE

Had 700 or more yards of total offense Cincinnati, 2015 (752)
 Had 600 or more yards of total offense UCF, 2018 (698)
 Had 500 or more yards of total offense Wake Forest, 2018 (529)
 Had 400 or more yards of total offense vs UCF, 2018 (461)
 Had 100 or more plays Houston, 2016 (101)
 Had 90 or more plays Wake Forest, 2018 (90)
 Had 80 or more plays Houston, 2018 (84)
 Had 75 or more plays at Tulane, 2018 (78)

SCORING

Scored 70 or more points Ole Miss, 1935 (92)
 Scored 60 or more points Missouri, 2018 (65)
 Scored 50 or more points UCF (AAC CG), 2018 (56)
 Scored 40 or more points ECU, 2018 (41)
 Scored a two-point conversion passing South Alabama, 2018
 Scored a two-point conversion running Navy, 2017

TURNOVERS

Committed seven or more turnovers Cincinnati, 1998 (7, 5 fumbles, 2 int.)
 Committed six or more turnovers Kansas (6, 4 fumbles, 2 int.)
 Committed five or more turnovers Navy, 2017 (5, 3 fumbles, 2 int.)
 Committed four or more turnovers UCF, 2017 (4, 1 fumble, 3 int.)
 Had five or more fumbles UL-Monroe, 2017 (6)
 Lost four or more fumbles Kansas, 2016 (4)
 Did not commit a turnover Missouri, 2018
 Returned an interception for a touchdown Houston, 2018 (Gleason Sprewell - 63 yds)
 Returned a fumble for a touchdown Tulsa, 2014 (DeMarco Nelson - 6 yd)

DEFENSE

Held UM to 10 or fewer first downs SMU, 2012 (9)
 Held UM to 0 or fewer yards rushing SMU, 2011 (-14)
 Held UM to under 100 yards rushing at Tulane, 2018 (31)
 Held UM to 100 or fewer yards passing UL-Monroe, 2017 (97)
 Held UM to under 300 yards of total offense at Tulane, 2018 (277)
 Held UM to under 200 yards of total offense Ole Miss, 2014 (104)
 Intercepted five or more UM passes East Carolina, 2006 (5)
 Intercepted four or more UM passes Ole Miss, 2007 (4)
 Intercepted three or more UM passes UCF, 2017 (3)
 Recorded a safety SMU, 2018
 Recorded six or more quarterback sacks Tulane, 2018 (7)
 Recorded five or more quarterback sacks Western Kentucky, 2016 (6)
 Forced four or more Memphis turnovers at Navy, 2018 (4, 3 fumbles, 1 INT)

SPECIAL TEAMS

Returned a punt for a TD Houston, 2010 (P.Edwards)
 Returned a blocked punt for a TD Temple, 2013 (Michael Felton)
 Returned a kickoff for a TD Louisville, 2008 (Trent Guy)
 Blocked a punt Missouri, 2018 (Team)
 Blocked a field goal Auburn, 2015 (Blake Countess)
 Blocked a field goal for a TD Louisville, 2008 (Brandon Heath)
 Blocked a PAT Tulane, 2012
 Punted 10 or more times Missouri State, 2015 (10)
 Did not punt Houston, 2010
 Missed a PAT (kicking) Tulane 2017
 Kicked an on-side kick Tulane, 2018
 Scored two special teams TDs Louisville, 2008

MISCELLANEOUS

Had 30 or more first downs Missouri, 2018 (30)
 Had 25 or more first downs Wake Forest, 2018 (26)
 Had 10 or more penalties UCF, 2018 (12)
 Had 100 or more penalty yards UCF, 2018 (103)
 Had 35 minutes or more of possession at Navy, 2018 (42:47)
 Had a 100 yard receiver and rusher Missouri, 2018 (Larry Rountree, 118 yard; Al Okwuegbunam, 159, rec; Jalen Knox, 104 rec)

THE LAST TIME AN OPPOSING PLAYER...

RUSHING

Rushed 45 or more times Cyrus Lawrence, Va. Tech, 1981 (45)
 Rushed 35 or more times Malcolm Perry, Navy, 2018 (36)
 Rushed 30 or more times James Flanders, Tulsa, 2016 (33)
 Rushed 25 or more times David Oku, Arkansas State, 2012 (25)
 Rushed for 300 or more yards Chris Johnson, East Carolina, 2007 (301)
 Rushed for 250 or more yards Chris Johnson, East Carolina, 2007 (301)
 Rushed for 200 or more yards Greg McCrae, UCF (AAC CG), 2018 (206)
 Rushed for 150 or more yards Malcolm Perry, Navy, 2018 (166)
 Rushed for 100 or more yards Corey Taylor II, Tulsa, 2018 (117)

Rushed for five or more TDs James Flanders, Tulsa, 2016 (5)
 Rushed for four or more TDs Darriel Mack, UCF (AAC CG), 2018 (4)
 Rushed for three or more TDs Larry Rountree, Missouri, 2018 (3)
 Rushed for two or more TDs Taj McGowan, UCF, 2018 (2)
 Had a run of 90 yards or more Adrian Killins, UCF, 2017 (96)
 Had a run of 80 yards or more L. Murray, UCF, 2012 (83)
 Had a run of 70 yards or more Taj McGowan, UCF, 2018 (71)
 Had a run of 60 yards or more Arkeel Newsome, UConn, 2017 (64)
 Had a run of 50 yards or more Larry Rountree, Missouri, 2018 (59)

PASSING

Passed for 500 yards or more Hayden Moore, Cincinnati, 2015 (557)
 Passed for 400 yards or more Holton Ahlers, ECU, 2018 (449)
 Passed for 300 yards or more Jamie Newman, Wake Forest, 2018 (328)
 Attempted 60 or more passes Holton Ahlers, ECU, 2018 (62)
 Attempted 50 or more passes Ben Hicks, SMU, 2018 (55)
 Attempted 40 or more passes Jamie Newman, Wake Forest, 2018 (40)
 Attempted 35 or more passes David Pindell, UConn, 2018 (37)
 Completed 40 or more passes Greg Ward, Jr., Houston, 2016 (47)
 Completed 30 or more passes Holton Ahlers, ECU, 2018 (34)
 Completed 25 or more passes Ben Hicks, SMU, 2018 (29)
 Threw for five or more TDs Shane Carden, East Carolina, 2012 (5)
 Threw for four or more TDs Drew Lock, Missouri, 2018 (4)
 Threw for three or more TDs Clayton Tune, Houston 2018 (3)
 Threw four or more interceptions Mike White, USF, 2013 (4)
 Threw three or more interceptions Christian Stewart, BYU, 2014 (3)
 Completed a pass for 90 or more yards Matt Johnson, Bowling Green, 2015 (94)
 Completed a pass for 80 or more yards Dane Evans, Tulsa, 2015 (80)
 Completed a pass for 70 or more yards Mckenzie Milton, UCF, 2018 (75)
 Completed a pass for 60 or more yards Evan Orth, South Alabama, 2018 (63)
 Completed a pass for 50 or more yards Ben Hicks, SMU, 2018 (57)

RECEIVING

Caught 15 or more passes Linell Bonner, Houston, 2016 (17)
 Caught 10 or more passes James Proche, SMU, 2018 (12)
 Had 200 or more yards receiving Linell Bonner, Houston, 2016 (235)
 Had 175 or more yards receiving Trevon Brown, ECU, 2018 (193)
 Had 150 or more yards receiving Alex Bachman, Wake Forest, 2018 (171)
 Had 125 yards or more receiving James Proche, SMU, 2018 (134)
 Had 100 or more yards receiving James Proche (134), Reggie Roberson Jr. (116), SMU, 2018
 Caught three or more TD passes Al Okwuegbunam, Missouri, 2018 (3)
 Caught two or more TD passes Keith Corbin, Houston, 2018 (2)

TOTAL OFFENSE

Had 500 or more yards of total offense Holton Ahlers, ECU, 2018 (506)
 Had 400 or more yards of total offense Darriel Mack, UCF (AAC CG), 2018 (407)
 Had 300 or more yards of total offense Ben Hicks, SMU, 2018 (344)

SCORING

Accounted for five or more TDs Darriel Mack, UCF (AAC CG), 2018 (6 - 2 pass, 4 rush)
 Accounted for four or more TDs Jamie Newman, Wake Forest, 2018 (4 - 1 pass, 3 rush)
 Accounted for three or more TDs Clayton Tune, Houston, 2018 (3 - 3 pass)
 Scored five or more TDs J. Flanders, Tulsa, 2016 (5)
 Scored four or more TDs Darriel Mack, UCF (AAC CG), 2018 (4)
 Scored three or more TDs Al Okwuegbunam, Missouri, 2018 (3 rec)
 Scored two or more TDs Larry Rountree, Missouri, 2018 (3 rush)
 Kicked four or more field goals Kevin Fitzpatrick, Tulsa, 2009 (4)
 Kicked three or more field goals Cairo Santos, Tulane, 2012 (3)

DEFENSE

Intercepted two or more passes Gleason Sprewell, Houston, 2018 (2)
 Recovered two or more fumbles D. Mathews, Houston, 2013 (2)
 Forced two or more fumbles Sean Williams, Navy, 2018 (2)
 Recorded three or more sacks Nick Brents-Dawson, 2016 (3)
 Recorded two or more sacks P. Johnson, C. Sample, J. Monjares, Tulane, 2018 (2)
 Recorded five or more tackles for loss Haason Reddick, Temple, 2016 (5)
 Recorded four or more tackles for loss Chris Daley, USF, 2001 (4)
 Recorded three or more tackles for loss Nick Brents-Dawson, WKU, 2016 (3.0)

SPECIAL TEAMS

Scored 10 or more points kicking Nick Sciba, Wake Forest, 2018 (13)
 Kicked four or more field goals Kevin Fitzpatrick, Tulsa, 2009 (4)
 Kicked three or more field goals Nick Sciba, Wake Forest, 2018 (3)
 Kicked a field goal of 50 yds or more Jake Verity, ECU, 2018 (52)
 Kicked a 70-yard punt Caleb Houston, UCF, 2013 (71)
 Kicked a 60-yard punt Thomas Bennet, Tulsa 2018 (60)
 Totaled 150 or more kick return yards Sherman Badie, Tulane, 2017 (159)
 Totaled 100 or more kick return yards Kyle Buss, UConn, 2017 (111)
 Totaled 100 or more punt return yards Mario Hull, Rice, 2011 (121)
 Had a punt return of 50 or more yards Kenneth Acker, SMU, 2012 (59)
 Had a 100-yard kickoff return Fred Reed, Mississippi St., 2003

RAY GUY AWARD

University of Memphis punter Tom Hornsey was named the 2013 Ray Guy Award winner. The award is annually presented to the nation's best punter.

Hornsey received the award on December 12, 2013, at The Home Depot College Football Awards broadcasted by ESPN. Ray Guy, the College Hall of Fame punter who played at Southern Miss and went on to have a 14-year career in the NFL with the Oakland and Los Angeles Raiders, presented the award.

Hornsey received one of nine National College Football Awards Association (NCAA) awards during the evening. He was also named a member of the Walter Camp All-America Second Team. He was the second player from the U of M to be named a Walter Camp All-American, with the first being DeAngelo Williams in 2005.

The Aussie native was included on the 2013 NCAA FBS Consensus College Football Team. The recognition is determined by a point system computed from All-America teams named by the American Football Coaches Association and select media sources.

Hornsey was also named to the American Football Coaches Association's All-America Team. He was a First-Team All-America selection by the Associated Press, the Football Writers Association of America, Athlon Sports and *USA Today*.

During his senior season, Hornsey ranked eighth nationally with a 45.2 punting average, helping the Tigers post a 41.02 net punting average that ranked fourth in the country. During the year he had three of the 15 highest game punting averages in Memphis history.

Hornsey placed 29 of 62 punts inside opponents' 20-yard line (.468). The .468 percentage ranked fifth nationally while the 29 punts downed inside the 20 tied for third among FBS punters through the regular season. He only had four of his punts go into the end zone for touchbacks while opponents managed just 19 returns for 136 yards.

A two-time Ray Guy Award Player of the Week, Hornsey averaged



Tom Hornsey is congratulated by Ray Guy after being named the Ray Guy Award winner as the nation's best punter in 2013.

40+ yards 10 times during the season. In the two games in which he averaged just under 40 yards, he placed a total of eight of 13 punts inside opponents' 20-yard line.

During his career, Hornsey had 34 games in which he averaged 40+ yards, three shy of an NCAA record.

Hornsey was the inaugural winner of the Ray Guy Award Player of the Week award when he averaged 49.6 yards per punt against Middle Tennessee. He placed two of his five punts inside the Blue Raiders' 20 and had a 68-yarder in the game. Coupled with a career-long, 79-yard punt the previous week against Duke, he had two of the 10 longest punts in FBS football through the first three weeks of the college season.

Hornsey would also have a 70-yard punt against UT Martin en route to a 46.8 yard average in the Tigers' win against UT Martin. He was recognized for his efforts against UTM with a second Ray Guy Award Player of the Week honor, becoming just the second punter to receive the honor twice during the year.

Hornsey averaged a season-best 51.7 yards against Houston, which ranked seventh in school history,

and also averaged 50.5 yards against Temple on Senior Day.

In addition to his statistical numbers, Hornsey was a member of Justin Fuente's second Leadership Council at the University of Memphis. He was a game captain in all 12 contests during the year.

RAY GUY AWARD WINNERS

- 2000: Kevin Stemke, Wisconsin
- 2001: Travis Dorsch, Purdue
- 2002: Mark Mariscal, Colorado
- 2003: B.J. Sander, Ohio State
- 2004: Daniel Sepulveda, Baylor
- 2005: Ryan Plackemeier, Wake Forest
- 2006: Daniel Sepulveda, Baylor
- 2007: Durant Brooks, Georgia Tech
- 2008: Matt Fodge, Oklahoma State
- 2009: Drew Butler, Georgia
- 2010: Chas Henry, Florida
- 2011: Ryan Allen, Louisiana Tech
- 2012: Ryan Allen, Louisiana Tech
- 2013: **Tom Hornsey, Memphis**
- 2014: Tom Hackett, Utah
- 2015: Tom Hackett, Utah
- 2016: Mitch Wishnowsky, Utah
- 2017: Michael Dickson, Texas
- 2018: Braden Mann, Texas A&M

Former University of Memphis place-kicker Joe Allison enjoyed a record-setting career and a brilliant season in 1992, but he never dreamed that, in doing so, he would receive the Lou Groza Award, which is presented to the nation's top college kicker.

Allison, a native of Atlanta, Ga., led the nation in field goals per game, average field goals made per game, and kick-scoring for the final nine weeks of the 1992 season. His 23-of-25 field goals made were the most in the nation, according to the NCAA, and his 92.0 percent made rated best among all kickers for the year.

"I did not know about the Lou Groza Award until we played Tulsa in late October," said Allison. "After the game, Bob Winn (Assistant Athletic Director/Communications) came up to me in the locker room and said that I was a candidate for the award. I didn't even know who Lou Groza was at the time.

"As soon as we returned to campus, I looked up Mr. Groza's statistics in the NFL record book, and I talked to Coach Armstrong (UM kicking coach) about his career with the Cleveland Browns."

Allison continued on his torrid streak of field goals made throughout the remainder of the '92 season. Week after week, his name appeared at the top of the NCAA statistics for kickers, and a campaign



was started to let sports writers and voters throughout the country know about Allison's feats.

For his accomplishments, Allison was named first team All-America by The Football News, The Football Writers Association, the Associated Press, United Press International, College and Pro Football Weekly and The Sporting News. He is Memphis' first-ever first team All-American on the Associated Press squad and was named to more first team All-America squads in one year than any other Memphis football Tiger in the school's history.

Following the Thanksgiving holiday, Allison suffered an attack of appendicitis and had an emergency appendectomy. The surgery kept Allison from traveling to Hollywood, Calif., to appear on the Bob Hope Christmas Special, and it was while he was in the hospital recovering from his surgery that Allison learned that he had won the Lou Groza Award.

"Mr. Winn called and told me that I had won the award and it made me feel a whole lot better," Allison stated. "I was determined that I was going to get well and travel to Florida for the awards ceremony."

Allison did indeed recover from his surgery and, with the assistance of former head coach Chuck Stobart and kicking coach Murray Armstrong, traveled to West Palm Beach, Fla., to receive the first national award ever won by a Memphis player.

The December 10th program was emceed by ABC sportscaster Curt Gowdy, and Baylor University head coach Grant Teaff was the guest speaker.

In accepting the Lou Groza Award from "The Toe" himself, Allison credited his snapper and holder and the entire Tiger special teams unit.

"Out of the 57 snaps during the season," Allison said, "I was the only one who made a mistake. Chad (Williams) did not have a bad snap, Andy (McWilliams) did not have a bad hold, but I missed two field goals. I couldn't have done it without their help."

LOU GROZA AWARD WINNERS

1992: Joe Allison, Memphis
 1993: Judd Davis, Florida
 1994: Steve McLaughlin, Arizona
 1995: Michael Reeder, TCU
 1996: Marc Primanti, N.C. State
 1997: Martin Gramatica, Kansas State
 1998: Sebastian Janikowski, Florida State
 1999: Sebastian Janikowski, Florida State
 2000: Jonathan Ruffin, Cincinnati
 2001: Seth Marler, Tulane
 2002: Nate Kaeding, Iowa
 2003: Jonathan Nichols, Ole Miss
 2004: Mike Nugent, Ohio State
 2005: Alexis Serna, Oregon State
 2006: Arthur Carmody, Louisville
 2007: Thomas Weber, Arizona State
 2008: Graham Gano, Florida State
 2009: Kai Forbath, UCLA
 2010: Dan Bailey, Oklahoma State
 2011: Randy Bullock, Texas A&M
 2012: Cairo Santos, Tulane
 2013: Roberto Aguayo, Florida State
 2014: Brad Craddock, Maryland
 2015: Ka'imi Fairbairn, UCLA
 2016: Zane Gonzalez, Arizona State
 2017: Matt Gay, Utah
 2018: Andre Szmyt, Syracuse

The cousin of the late NASCAR driver Davey Allison, Joe booted 32-of-32 PATs in 1992 and finished with a then-school-record 90 consecutive PATs made for his career.

He set the Memphis record for field goals made in a single season when he kicked his 17th of the year in the Tigers' win over Tulsa in 1992, and ended the year with 23.

For 30 years, the school scoring record for a single season has been 84 points by Dave Casinelli (1963). In 1992, Allison broke Casinelli's record during the Ole Miss game and finished the season with 101 points. He accounted for 35.2 percent of all of the Tigers' points in 1992.

Allison held the Memphis record for 50-yard field goals in a season with three in 1990 before Stephen Gostkowski booted three in 2005. He ultimately hit more 50-plus yard field goals than any other player until Jake Elliott (6) in Tiger history with five. Allison ranks fifth all-time in scoring with 262 points and in PATs made with 109, and ranks third in field goals made with 51. He held the No. 1 spots until Gostkowski and Jake Elliott completed their record-setting careers.

HONORED TIGERS

ALL-AMERICANS

The list below of Tiger All-Americans was compiled from various news services, publications and websites as well as from nationally-recognized entities such as the Walter Camp Foundation.

CALVIN ALLEN (OL/DL)

Williamson's Middle All-America (1st, 1950)

JOHN ALLEN (LB)

Associated Press All-America (HM, 1969)

Associated Press All-America (HM, 1970)

JOE ALLISON (K)

Associated Press All-America (1st, 1992)

UPI All-America (1st, 1992)

Football Writers All-America (1st, 1992)

The Sporting News All-America (1st, 1992)

Football News All-America (1st, 1992)

College & Pro Football Weekly All-America (1st, 1992)

Playboy All-America (1st, 1993)

Football News All-America (1st, 1993)

FRED ALMON (DE)

Associated Press All-America (HM, 1969)

DANTON BARTO (LB)

Football News Sophomore All-America (1st, 1991)

Football News All-America (4th, 1992)

Football News All-America (4th, 1993)

DAVID BERRONG (DB)

Associated Press All-America (3rd, 1969)

Football News All-America (3rd, 1969)

EARL BILLINGS (OL)

Williamson's All-American (1st, 1955)

JOHN BOMER (OL)

Associated Press All-America (HM, 1969)

Associated Press All-America (HM, 1970)

MARQUIS BOWLING (DE)

Football News All-America (HM, 1997)

Football News All-America (2nd, 1998)

CHUCK BROOKS (TE)

Football News All-America (1st, 1963)

Detroit Sports Extra All-America (HM, 1963)

Williamson's All-America (1st, 1963)

KEITH BUTLER (LB)

Associated Press All-America (HM, 1977)

DUKE CALHOUN (WR)

CollegeFootballNews.com Freshman All-America (HM, 2006)

TJ CARTER (DB)

ESPN.com Freshman All-America (1st, 2017)

FWAA Freshman All-America (1st, 2017)

USA Today Freshman All-America (1st, 2017)

DAVE CASINELLI (FB)

N.E.A. All-America (HM, 1963)

Detroit Sports Extra All-America (HM, 1963)

UPI All-America (HM, 1963)

Associated Press All-America (HM, 1963)

Williamson's All-America (2nd, 1963)

COTTON CLIFFORD (OL/DL)

Williamson's Little All-America (HM, 1957)

JIMMY COLE (RB)

Williamson's Middle All-America (HM, 1951)

Williamson's Middle All-America (1st, 1953)

O. C. COLLINS (DB)

Sporting News Freshman All-America

(4th, 2002)

Rivals.com Freshman All-America (1st, 2002)

JERRY DANDRIDGE (LB)

Associated Press All-America (HM, 1975)

ALEX DEES (DE)

Associated Press All-America (HM, 1968)

JAKE ELLIOTT (K)

Walter Camp Football Foundation All-America

(2nd, 2015)

Associated Press All-America (2nd, 2015)

Senior CLASS All-America (2nd, 2016)

JEFF FITE (P)

Street & Smith's All-America (3rd, 1990)

JUDSON FLINT (DB)

The Sporting News All-America (1st, 1988)

BOB FORD (WR)

Williamson's All-America (HM, 1954)

GENE FREDERIC (OL)

SI.com All-America (HM, 2004)

JAMES GAITHER (P)

Sporting News Freshman All-America

(3rd, 2001)

The Football News Freshman All-America

(2nd, 2001)

TED GATEWOOD (OL)

Associated Press All-America (HM, 1986)

MICHAEL GIBSON (P)

Street & Smith's All-America

(HM, preseason, 2006)

STEPHEN GOSTKOWSKI (K)

CollegeFootballNews.com All-America

(HM, 2004)

NationalChamps.Net All-America

(3rd, preseason, 2005)

Street & Smith's All-America (HM, 2005)

Athlon Sports All-America (3rd, 2005)

SI.com All-America (3rd, 2005)

CollegeFootballNews.com All-America

(HM, 2005)

PAUL "SKEETER" GOWEN (RB)

Associated Press All-America (HM, 1969)

Associated Press All-America (HM, 1970)

EARNEST GRAY (WR)

Associated Press All-America (HM, 1977)

Football News All-America (1st, 1978)

ERIC HARRIS (DB)

Football Writers All-America (1st, 1976)

Tom Harmon's Football Today All-America

(1st, 1976)

NCAA Consensus All-America (1st, 1976)

Associated Press All-America (HM, 1976)

TIM HARRIS (DE/OLB)

Associated Press All-America (HM, 1983)

RICKY HART (OL)

Phil Steele Publications Freshman All-America

(5th, 2010)

DARRELL HENDERSON (RB)

NCAA Consensus All-America (1st, 2018)

AFC All-America (1st, 2018)

Associated Press All-America (1st, 2018)

FWAA All-America (1st, 2018)

Sporting News All-America (1st, 2018)

Walter Camp All-America (1st, 2018)

Bleacher Report (1st, 2018)

CBS Sports All-America (1st, 2018)

Sports Illustrated All-America (1st, 2018)

USA Today All-America (1st, 2018)

ARTIS HICKS (OL)

Sporting News Freshman All-America

(3rd, 2004)

TOM HORNSEY (P)

FWAA Freshman All-America (1st, 2010)

Phil Steele Publications Freshman All-America

(3rd, 2010)

NCAA Consensus All-America (2013)

Associated Press All-America (1st, 2013)

AFC All-America (1st, 2013)

FWAA All-America (1st, 2013)

USA Today All-America (1st, 2013)

Athlon Sports All-America (1st, 2013)

Walter Camp All-America (2nd, 2013)

Phil Steele All-America (1st, 2013)

AL HOTZ (OL)

Associated Press All-America (HM, 1969)

JAMON HUGHES (LB)

SI.com All-America (HM, 2010)

KEN IRVIN (DB)

Football News All-America (HM, 1994)

RAY JAMIESON (FB)

Associated Press All-America (HM, 1968)

OLLIE KELLER (QB)

Williamson's Little All-America (HM, 1953)

JEFF KING (OL)

Football News Sophomore All-America

(3rd, 1991)

JIMMY LACKIE (DB)

Churchman's All-America Team (1977)

DEAN LOTZ (OL)

Associated Press All-America (HM, 1968)

RODNEY MASON (DE)

The Sporting News Freshman All-America (1991)

LARRY MCGHEE (DL)

Associated Press All-America (HM, 1970)

MIKE MCKENZIE (DB)

College Sports News All-America (HM, 1998)

Football News All-America (HM, 1998)

LOU MCLELLAND (TE)

Williamson's Middle All-America (1st, 1951)

GENE MEADOWS (OL)

Williamson's Middle All-America (HM, 1951)

ANTHONY MILLER (WR)

NCAA Consensus All-America (1st, 2017)
 AFCA All-America (1st, 2017)
 Associated Press All-America (1st, 2017)
 ESPN.com All-America (1st, 2017)
 USA Today All-America (1st, 2017)
 Phil Steele All-America (1st, 2017)
 Bleacher Report All-America (1st, 2017)
 FWA All-America (2nd, 2017)
 Sports Illustrated All-America (2nd, 2017)
 Sporting News All-America (2nd, 2017)

ANDY NELSON (DB)

Williamson's Little All-America (1st, 1957)

BOB PARKER (OL)

Associated Press All-America (HM, 1969)

LOYD PATTERSON (QB)

Football News Sophomore All-America (1976)
 Associated Press All-America (HM, 1977)

BOB PATTERSON (OL/DL)

Williamson's Little All-America (1st, 1954)

DAVE PAWLAK (DL)

Associated Press All-America (HM, 1970)

DONTARI POE (DL)

CollegeFootballNews.com Freshman All-America (HM, 2009)
 Pro Football Weekly (HM, 2011)

TONY POLLARD (RB/WR)

FWA All-America (1st, 2016)
 USA Today Freshman All-America (1st, 2016)
 Walter Camp Foundation All-America (1st, 2017)
 FWA All-America (1st, 2017)
 Phil Steele All-America (1st, 2017)
 Bleacher Report All-America (1st, 2017)
 Sports Illustrated All-America (2nd, 2017)
 Sporting News All-America (2nd, 2017)
 USA Today All-America (2nd, 2017)

ED RANDOLPH (OL)

Williamson's All-America (1st, 1958)

MATT REAGAN (K/P)

The Sporting News Freshman All-America (2nd, 2006)
 CollegeFootballNews.com Freshman All-America (3rd, 2006)
 Associated Press All-America (3rd, 2009)
 CollegeFootballNews.com All-America (3rd, 2009)

TAYLOR REED (QB)

CollegeFootballNews.com Freshman All-America (HM, 2011)

DOMINIK RILEY (OL)

The Sporting News Freshman All-America (HM, 2007)

MIKE ROBB (QB)

Churchman's All-America Team (1973)

BILL ROBERTSON (WR)

Williamson's All-America (1st, 1949)

BOB RUSH (OL)

Associated Press All-America (HM, 1975)
 Associated Press All-America (HM, 1976)
 The Sporting News All-America (1st, 1976)

HARRY SCHUH (OL)

N.E.A. All-America (1st, 1963)
 Associated Press All-America (HM, 1963)
 UPI All-America (HM, 1963)
 Williamson's All-America (HM, 1963)
 Time Magazine All-America (1st, 1964)
 Football Coaches Assoc. All-America (1st, 1964)
 Associated Press All-America (2nd, 1964)
 UPI All-America (2nd, 1964)
 Lockert's All-America (3rd, 1964)
 The Sporting News All-America (1st, 1964)
 Playboy All-America (1st, 1964)

MOHAMMED SEISAY (DB)

Phil Steele Publications Freshman All-America (5th, 2010)

RON SELLS (OL)

Successful Farmer All-America (2nd, 1996)
 Successful Farmer All-America (2nd, 1998)

KAMAL SHAKIR (LB)

The Sporting News Freshman All-America (1st, 1997)

ALLEN SHIPMAN (OL/DL)

Associated Press All-America (HM, 1968)

WESLEY SMITH (DB)

Street & Smith's All-America (HM, preseason, 2006)
 NationalChamps.Net All-America (HM, preseason, 2005)
 Street & Smith's All-America (HM, 2005)

DANNY SPARKMAN (QB)

Associated Press All-America (HM, 1985)

MIKE STARK (OL)

Kickoff Press All-America (1st, 1971)
 Kickoff Magazine All-America (1st, 1971)
 Minnesota Line All-America (1st, 1971)

CURTIS STEELE (RB)

SI.com All-America (HM, 2009)

JERRY TODD (DB)

Associated Press All-America (HM, 1968)

RUSSELL VOLLMER (QB)

Williamson's All-America (2nd, 1963)
 N.E.A. All-America (HM, 1963)
 Associated Press All-America (HM, 1963)
 UPI All-America (HM, 1963)
 Detroit Sports Extra All-America (HM, 1963)

JEFF WALKER (OL)

Associated Press All-America (HM, 1985)

MARCUS WEST (DE)

NationalChamps.Net All-America (HM, preseason, 2005)
 Street & Smith's All-America (HM, 2005)

RYAN WHITE (K)

Football News All-America (HM, 1998)
 Football News Freshman All-America (1st, 1998)
 College Sports News All-America (HM, 1998)
 Sporting News Freshman All-America (1st, 1998)
 Playboy All-America (1st, 2000)
 Phil Steele All-America (1st, 2001)

ALEX WILLIAMS (FB)

Williamson's Middle All-America (HM, 1950)

DEANGELO WILLIAMS (RB)

Pro Football Weekly All-America (1st, 2004)
 Associated Press All-America (3rd, 2004)
 SI.com All-America (2nd, 2004)
 CollegeSportsReport.com All-America (2nd, 2004)
 CollegeFootballNews.com All-America (2nd, 2004)
 NationalChamps.Net All-America (1st, preseason, 2005)
 Blue Ribbon College Football Yearbook (1st, 2005)
 Street & Smith's All-America (2nd, 2005)
 Athlon Sports All-America (2nd, 2005)
 Lindy's Football All-America (1st, 2005)
 Playboy All-America (1st, 2005)
 American Football Coaches Assoc. All-America (1st, 2005)
 Walter Camp Foundation All-America (1st, 2005)
 Associated Press All-America (2nd, 2005)
 CollegeFootballNews.com All-America (2nd, 2005)
 SI.com All-America (2nd, 2005)

JEROME WOODS (DB)

Football News All-America (2nd, 1995)
 College Sports Magazine All-America (3rd, 1995)
 Associated Press All-America (3rd, 1995)

JAMES EARL WRIGHT (QB)

Williamson's All-America (HM, 1960)

NATIONAL AWARDS/HONORS

RAY GUY AWARD

The Ray Guy Award is a national award presented annually to the nation's top punter.

2013: Tom Hornsey (see page 118)

LOU GROZA AWARD

The Lou Groza Award is a national award presented annually to the nation's top kicker.

1992: Joe Allison (see page 119)

ALLSTATE AFCA GOOD WORKS TEAM

2013: Jacob Karam (QB)

NATIONAL FOOTBALL FOUNDATION HALL OF FAME

The following Memphis football coaches and players have received recognition from the National Football Foundation & Hall of Fame for their work both on and off the football gridiron.

1991: Allyn McKeen (Coach)

ARA SPORTSMANSHIP AWARD

2005: DeAngelo Williams (RB)

ESPY AWARD

1996: Kevin Cobb (95-yard kickoff return vs UT)

**Also selected as the play of the year in college football

HONORED TIGERS

**ESPN THE MAGAZINE
COURAGE AWARD**

The ESPN the Magazine Courage Award is presented by the Football Writers Association of America to the collegiate athlete who overcomes adversity.

2004: Haracio Colen (NT)

**LEE ROY SELMON
COMMUNITY SPIRIT AWARD**

The Lee Roy Selmon Community Spirit Award is presented by Premier Players Sports Foundation and recognizes a collegiate student-athlete's community service.

2012: Akeem Davis (LB)

**ALL-AMERICAN FOOTBALL
FOUNDATION HALL OF FAME**

1995: Ken Donahue (Assistant Coach)
Paul Davis (Assistant Coach)
1996: Allyn McKeen (Head Coach)
Billy J. Murphy (Head Coach)
Percy Roberts (OG)
1997: Ralph Hatley (Head Coach)
Roger French (Assistant Coach)
Bob Patterson (OG)
"Red" Hoggatt (QB)
Horace McCool (OT)
Bubba Winkler (DT)
1998: Russ Vollmer (QB)
James Earl Wright (QB)
Murray Armstrong (Asst Coach)
Pete Cordelli (Assistant Coach)
John Barnhill (OT)
Ed Molinski (Assistant Coach)
Harry Schuh (OT)
Rex Dockery (Head Coach)
Bob Winn (Scoop Hudgins Award)
Dr. C.C. Humphreys (Admin)
1999: Bill Robertson (End)
Fred Pancoast (Coach)
Jack Carter (Assistant Coach)
J.W. Patrick (Assistant Coach)
Charlie Cavagnaro (Administrator)
Jack Bugbee (Scoop Hudgins Award)
2000: Billy Fletcher (QB)
Jimmy Cole (RB)
Joe Allison (K)
John Fred Robilio (NT)
Dr. Thomas Carpenter (Admin)
2001: R.C. Johnson (Adminstrator)
Tommy West (Assistant Coach)
Ed Cantler (Athletic Trainer)
2002: Tommy West (Head Coach)
Don McKinnon (OL)
Billy Fletcher (QB)
Al Brown (M Club Director)
2003: Billy J. Murphy (Administrator)
Bob Ford (Assistant Coach)
John Bramlett (LB)
Joe Clayton (OL)
Ken Apple (DE)
Haywood Smith (Administrator)
2008: Jennifer Rodrigues (Scoop
Hudgins Award)

GAME/WEEKLY HONORS**ESPN PLAYER OF THE GAME**

On most ESPN televised football game, an offensive and defensive player of the game is selected.

1982: Johnny Walker (LB) vs Georgia
1993: Isaac Bruce (WR) vs Miami (FL)
2003: Danny Wimprine (QB) vs North Texas

2004: Danny Wimprine (QB) vs Louisville
2005: DeAngelo Williams (RB) vs Akron

**CHEVROLET
SCHOLARSHIP AWARD**

The following players have had a \$1,000 scholarship given to the general scholarship fund in their names. Chevrolet Motor Division, which sponsored the telecast, donated the scholarship.

1980: Stanley Adams (DE) vs Florida State

**TEXACO STAR CLASSIC MVP
AWARD**

The following players have had a \$1,000 scholarship given in their name to the general athletic scholarship fund at the UM. Texaco, the sponsor of the Texaco Star Classic in Orlando, Fla., donated the scholarship.

1990: Jeff Fite (P) vs Florida State

**SPORTS ILLUSTRATED
PLAYER OF THE WEEK**

1963: John Fred Robilio (NG) vs Ole Miss
1965: Billy Fletcher (QB) vs Mississippi St.
1967: Joe Rushing (LB) vs Southern Miss
1968: Joe Rushing (LB) vs Tulsa
1977: Keith Clark (DE) vs Houston
1992: Ken Irvin (DB) vs Arkansas

**FWAA/BRONKO NAGURSKI
DEFENSIVE PLAYER OF THE WEEK**

2017: Austin Hall (DB) vs Navy
TJ Carter (DB) vs Houston

**ASSOCIATED PRESS
PLAYER OF THE WEEK**

1960: James Earl Wright (QB) vs Ole Miss
1963: Russ Vollmer (QB) vs Mississippi St.
1965: Billy Fletcher (QB) vs Mississippi St.
1975: Jerry Dandridge (LB) vs Auburn
1984: Tim Harris (LB) vs Southwestern La.
Danny Sparkman (QB) vs Cincinnati
1987: Damon Young (LB) vs Ole Miss
Tory Epps (NG) vs Alabama
Wayne Pryor (FB) vs Alabama
Marlon Brown (LB) vs Louisville

**FOOTBALL NEWS
PLAYER OF THE WEEK**

1990: Larry Porter (RB) vs Arkansas St.
1992: Ken Irvin (DB) vs Arkansas

**THE SPORTING NEWS
PLAYER OF THE WEEK**

1988: Eddie Moore (DB) vs Florida
1992: Ken Irvin (DB) vs Arkansas
1993: Steve Matthews (QB) vs Mississippi St.

**AT&T LONG DISTANCE
PLAYER OF THE WEEK**

1996: Qadry Anderson vs Houston
(82-yard pass)
Teofilo Riley vs Houston
(82-yard reception)
Kevin Cobb vs Tennessee
(95-yard kickoff return)

RAY GUY PLAYER OF THE WEEK

2013: Tom Hornsey vs UT Martin
Tom Hornsey vs Middle Tennessee

LOU GROZA STARS OF THE WEEK

2013: Jake Elliott at Houston
Jake Elliott at USF
2014: Jake Elliott vs Tulsa

MISCELLANEOUS AWARDS/HONORS**TENNESSEE SPORTS
HALL OF FAME**

1968: John Barnhill (OG)
Dr. C.C. Humphreys (Coach/AD)
1976: Billy J. Murphy (Coach)
1989: Rex Dockery (Coach)
Harry Schuh (OT)
1990: Ralph Hatley (Coach)
1991: John Bramlett (LB)
1992: Tom Nix (E)
1993: Leo Davis (Coach)
1994: Ed Molinski (Coach)
James Earl Wright (QB)
1996: Mooney Boswell (DE)
1997: Bill Hudson (OG)
1998: Russ Vollmer (QB)
2000: Murray Armstrong (Coach)
Keith Butler (LB)
2001: Billy Fletcher (QB)
2002: Jimmy Cole (RB)
Ken Donahue (Coach)
2003: Bob Patterson (OG)
2005: DeAngelo Williams (RB);
Amateur Athlete of the Year Award
2006: DeAngelo Williams (RB);
Amateur Athlete of the Year Award
2007: Fred Pancoast (Coach)
2009: Andy Nelson (QB/DB)
2015: Isaac Bruce (WR)
2016: Earnest Gray (WR)
2019: Kippy Brown (QB)

**TENNESSEE SPORTS
WRITERS ASSOCIATION**

2003: Tommy West, Coach of the Year
2004: DeAngelo Williams, Player of the Year
2015: Justin Fuente, Coach of the Year
2015: Paxton Lynch, Player of the Year
2016: Mike Norvell, Coach of the Year

**TOUCHDOWN CLUB OF COLUMBUS
(OJ)**

The Touchdown Club of Columbus holds an awards banquet each February since 1955 and presents several awards of distinction to various college and high school football players.

2005: DeAngelo Williams (RB)
(Player to Watch in 2005)
2017: Riley Ferguson (QB)
(Player to Watch in 2017)
Anthony Miller (WR)
(Player to Watch in 2017)
2018: Darrell Henderson (RB)
(Player to Watch in 2018)
2019: Damonte Coxie (WR)
(Player to Watch in 2019)
Brady White (QB)
(Player to Watch in 2019)

**PEACH OF AN ATHLETE ROLE
MODEL AWARD**

The Atlanta Council Boy Scouts of America holds a banquet each year to honor collegiate, olympic and professional athletes. To be selected for the collegiate Peach of An Athlete Role Model award, the athlete must be playing at a college or university in Georgia or be from the state of Georgia.

2007: Andy Smith (OL) - Fayetteville, GA

LIBERTY BOWL ALLIANCE PLAYERS OF THE YEAR

- 1994: Ken Irvin
Co-Defensive Player of the Year
Duane Vandborg
Co-Defensive Player of the Year
1995: Jerome Woods
Defensive Player of the Year

SOUTHERN LIVING ALL-SOUTH TEAM

- 1969: Jerry Todd (DB)
1992: Danton Barto (LB)
1993: Danton Barto (LB)
1993: Joe Allison (K)

VANGUARD CLUB

Given by the Memphis Vanguard Club to the outstanding athlete in the Mid-South area.

- 1975: Jerry Dandridge (LB)
Lummy Wright (DE)
1976: Bob Rush (C)
1977: Lloyd Patterson (QB)
1978: Earnest Gray (WR)
1998: Tony Williams (DT)
Jerome Woods (DB)

CONFERENCE AWARDS/HONORS

THE AMERICAN COACH OF THE YEAR

- 2014: Justin Fuente

THE AMERICAN SPECIAL TEAMS PLAYER OF THE YEAR

- 2013: Tom Hornsey (P) (co)
2014: Jake Elliott (K)
2015: Jake Elliott (K)
2016: Tony Pollard (KR)
2017: Tony Pollard (KR)

THE AMERICAN DEFENSIVE PLAYER OF THE YEAR

- 2014: Tank Jakes (LB)

THE AMERICAN ROOKIE OF THE YEAR

- 2017: TJ Carter (DB)

THE AMERICAN ALL-CONFERENCE

- 2013: Jake Elliott (K), 1st
Martin Ifedi (DL), 1st
Tom Hornsey (P), 1st
2014: Al Bond (OT), 1st
Alan Cross (TE), 1st
Martin Ifedi (DL), 1st
Tank Jakes (LB), 1st
Bobby McCain (CB), 1st
Jake Elliott (PK), 1st
Paxton Lynch (QB), 2nd
Brandon Hayes (RB), 2nd
Keiwone Malone (WR), 2nd
Spencer Smith (P), 2nd
2015: Jake Elliott (K), 1st
Paxton Lynch (QB), 1st
Taylor Fallin (OT), 1st
Spencer Smith (P), 1st
Alan Cross (TE), HM
2016: Genard Avery (LB), 1st
Jake Elliott (K), 1st
Daniel Montiel (TE), 1st
Tony Pollard (RB/KR), 1st
Spencer Smith (P), 1st
Anthony Miller (WR), 2nd
2017: Genard Avery (LB), 1st
Riley Ferguson (QB), 1st
Gabe Kuhn (OL), 1st
Anthony Miller (WR), 1st
Tony Pollard (RB/KR), 1st

- Trevon Tate (OL), 1st
TJ Carter (DB), 2nd
Darrell Henderson (RB), 2nd
Joey Magnifico (TE), 2nd
2018: Darrell Henderson (RB), 1st
Pop Williams (PR), 1st
Dustin Woodard (OL), 1st
TJ Carter (DB), 2nd
Damonte Coxie (WR), 2nd
Bryce Huff (LB), 2nd
Trevon Tate (OL), 2nd
Curtis Akins (LB), HM

C-USA OFFENSIVE PLAYER OF THE YEAR

- 2003: DeAngelo Williams (RB)
2004: DeAngelo Williams (RB)
2005: DeAngelo Williams (RB)

C-USA SPECIAL TEAMS PLAYER OF THE YEAR

- 2005: Stephen Gostkowski (K)

C-USA NEWCOMER OF THE YEAR

- 2008: Curtis Steele (RB)

C-USA ATHLETE OF THE YEAR

- 2005-06: DeAngelo Williams (RB) (co)

C-USA ALL-DECADE TEAM

In celebration of its 10th anniversary during the 2004-05 season, Conference USA selected an All-Decade Team for each of its 19 sports.

- 2004: DeAngelo Williams (TB)

C-USA SPORTSMANSHIP AWARD

- 2007: Rusty Clayton (DS)
2008: Andy Smith (OL)

C-USA SPIRIT OF SERVICE AWARD

- 2010: Dominik Riley (OL)
2012: Jacob Karam (QB)

ALL-CONFERENCE USA

- 1996: Richard Hogans (LB), 1st
Tony Williams (DT), 2nd
Keith Spann (DB), 2nd
Ted Lane (PK), 2nd
Tavares Middlebrooks (OL), FR
Damien Dodson (WR), FR
Caspur Stiles (LB), FR
Mike McKenzie (LB), FR
2017: Mike McKenzie (DB), 1st
Marquis Bowling (DT), 1st
Daniel Gomez (OT), 2nd
Gerard Arnold (RB), 2nd
Reid Hedgepeth (TE), FR
Marcus Bell (DT), FR
Kamal Shakir (LB), FR
1998: Mike McKenzie (DB), 1st
Marquis Bowling (DT), 1st
Ryan White (K), 1st
Ron Sells (OT), 2nd
Gerard Arnold (RB), 2nd
Artis Hicks (OG), FR
David Sherrod (OT), FR
Andre Arnold (DE), FR
Idrees Bashir (DB), FR
2007: Tramont Lawless (DE), 1st
Ryan White (K), 1st
Tim Seymour (C), 2nd
Kamal Shakir (LB), 2nd
Marcus Bell (NT), 2nd
Travis Anglin (QB), FR
Co-Freshman of the Year
Jeff Sanders (RB), FR
Trey Eyre (OG), FR
2000: Andre Arnold (DE), 1st
Marcus Bell (NT), 1st
Kamal Shakir (ILB), 1st
Idrees Bashir (FS), 1st
Michael Stone (DB), 1st
Billy Kendall (TE), 2nd
Jeremiah Bonds (RB), FR
Jason Brown (DB), FR
Coot Terry (OLB) FR
2001: Glenn Sumter (DB), 1st
Artis Hicks (OG), 1st
Dante Brown (RB), 2nd
Darron White (WR), FR
Drew Harmon (C), FR
James Gaither (P), FR
2002: Jimond Pugh (C), 1st
Tony Brown (DT), 2nd
Travis Anglin (WR), 2nd
Derrick Ballard (LB), 2nd
DeAngelo Williams (RB) FR
O.C. Collins (DB), FR
Stephen Gostkowski (K), FR
John Doucette (TE), FR
2003: DeAngelo Williams (RB), 1st &
Offensive Player of the Year
Wesley Smith (DB), 1st
Maurice Avery (WR), 2nd
Coot Terry (OLB), 2nd
Eric Taylor (DT), 2nd
Gene Frederic (C), 3rd
Jeremy Rone (OT), 3rd
Derrick Ballard (DB), 3rd
Scott Vogel (DB), 3rd
Blake Butler (OG), FR
2004: DeAngelo Williams (RB), 1st &
Offensive Player of the Year
Gene Frederic (C), 1st
Wesley Smith (FS), 1st
Stephen Gostkowski (K), 1st
Danny Wimprine (QB), 2nd
Jeremy Rone (OL), 2nd
Tavares Gideon (WR), 2nd
Marcus West (DL), 2nd
Greg Hinds (LB), FR
2005: DeAngelo Williams (RB), 1st &
Offensive Player of the Year
Andrew Handy (OL), 1st
Marcus West (OL), 1st
Wesley Smith (FS), 1st
Stephen Gostkowski (K), 1st &
Special Teams Player of the Year
Michael Gibson (P), 2nd
Brandon Pearce (OL), FR
Maurice Jones (WR), FR
2006: Rusty Clayton (DS), 1st*
Michael Gibson (P), 1st# & 2nd*
Brandon McDonald (DB), 2nd* & 3rd#
Blake Butler (OL), 3rd#*
Brandon Pearce (OL), 3rd#
Ryan Scott (WR), 3rd*
Duke Calhoun (WR), FR#*
Greg Terrell (DL), FR#*
Matt Reagan (K), FR#*
* - selected by C-USA Media (in '06 & '07)
- selected by C-USA Coaches (in '06 & '07)
2007: Andy Smith (OL), 1st# & 2nd*
Duke Calhoun (WR), 2nd#*
Jake Kasser (LB), 2nd#*
Dominik Riley (OL), FR#*
Keenan Bratcher (DS), FR#*
* - selected by C-USA Media (in '06 & '07)
- selected by C-USA Coaches (in '06 & '07)
2008: Brandon Pearce (OL), 1st
Clinton McDonald (DL), 1st
Curtis Steele (RB), 2nd
Ronald Leary (OL), FR
Curtis Steele (RB), 1st
Duke Calhoun (WR), 2nd
Matt Reagan (P), 2nd
Jamie McCoy (OL), FR
Dontari Poe (DL), FR

HONORED TIGERS

- 2010: Jamon Hughes (LB), 1st
Dominik Riley (OL), 2nd
Tom Hornsey (P), FR
Ricky Hart (OL), FR
Mohammed Seisay (DB), FR
- 2011: Ronald Leary (OL), 2nd
Dontari Poe (DL), 2nd
- 2012: Alan Cross (TE), FR
Jordan Devey (OL), 2nd
Taylor Fallin (OL), FR
Johnnie Farms (DL), 2nd
Ricky Hunter (DL), FR
Martin Ifedi (DL), 2nd

ALL-NATIONAL INDEPENDENT

- 1994: Ken Irvin (DB), 3rd
James Logan (DE), HM
Ryan Roskelly (WR/PR), 1st &
Newcomer of the Year
Marcus Holliday (RB), 3rd
Luis Tejada (PK), 1st
Jesse Allen (LB), 1st
John Ludwiczak (C), 2nd
Keith Setler (OT), 2nd
Bryan Barnett (DT), 2nd
Brian Davis (KR), 2nd
- 1995: Jerome Woods (DB), 1st &
Defensive Player of Year
Tony Williams (NG), 2nd
Bryan Barnett (DT), 3rd
Ryan Roskelly (WR/PR), 3rd
Keith Spann (DB), 3rd
Ken Newton (C), 3rd

ALL-IFA CONFERENCE

The IFA (Independent Football Alliance) was formed in 1992 and was comprised of five 1-A Independent football playing schools. The Alliance included Memphis, Tulsa, Southern Miss, Cincinnati and East Carolina.

- 1992: Joe Allison (K), 1st
Danton Barto (LB), 1st
Larry Bolton (C), 1st
Jeff Buffalo (P), 1st
Russell Copeland (WR), 1st
Chris Hobbs (NG), 1st
Steve Matthews (QB), 1st
Jeremy Williams (DB), 1st
Stevie Williams (OG), 1st
- 1993: Isaac Bruce (WR), 1st
Stevie Williams (OL), 1st
Rod Brown (DE), 1st
Danton Barto (LB), 1st &
Defensive Player of the Year
Dominic Calloway (DB), 1st
Joe Allison (PK), 1st

ALL-METRO CONFERENCE

- 1980: Rick Snider (OT)
Jerry Knowlton (FL)
Stanley Adams (LB)
Michael Thomas (LB)
Todd Ondra (LB)
- 1981: Tom Dorian (OG)
Ken DeFco (C)
Greg Montgomery (DT)
Mike Kleimeyer (LB)
Marvin Chatman (DB)
- 1982: Ken DeFco (C)
Greg Montgomery (DT)
Tom Dorian (OG)
Johnny Walker (LB)
- 1983: Tim Harris (DE)
Eric Fairs (LB)
Jeff Walker (OT)
Derrick Crawford (WR)
Danny Sparkman (QB)
Don Glosson (K)
Greg Montgomery (DT)

- Percy Nabors (DB)
- 1984: Tim Long (OT)
Tim Harris (LB)
Donnie Elder (DB)
Eric Fairs (LB)
Don Glosson (K)
Punkin Williams (RB)
- 1985: Jeff Walker (OT)
Danny Sparkman (QB)
Dennis Borcky (DE)
Tim Harris (LB)
David East (C)
Jerry Harris (WR)
Eric Fairs (LB)
Trell Hooper (DB)
- 1986: Ted Gatewood (C)
David Brandon (LB)
- 1987: Ted Gatewood (C)
Tim Borcky (OT)
Reggie Dubose (DB)
- 1988: Eddie Moore (DB)
Reid Bennett (OG)
Tory Epps (NG)
Mike Nettles (DB)
Charles Wilson (WR)
Damon Young (LB)
Jeff Fite (P)
- 1989: Marvin Cox (RB)
Glenn Rogers, Jr. (DB)
Eddie Moore (DB)
Keith Bland (OT)
Clark Stevenson (C)
John Butler (K)
Tory Epps (NG)
- 1990: Jeff Fite (P)

ALL-MISSOURI VALLEY CONFERENCE

- 1968: Allen Shipman (OT)
Bob Parker (OG)
Dean Lotz (C)
Ray Jamieson (FB)
Alex Dees (DE)
Bill McRight (LB)
Jerry Todd (DB)
David Berrong (DB)
Billy J. Murphy, Coach of the Year
- 1969: Mike Stark (OT)
Al Hotz (OG)
John Bomer (C)
Paul Gowen (RB), Sophomore of the Year
Bobby Dees (DE)
Luis Fernandez (DT)
Fred Almon (NG)
John Allen (LB)
David Berrong (DB)
Billy J. Murphy, Coach of the Year
- 1970: Mike Stark (OT)
Larry McGhee (OG)
John Bomer (C)
Larry Frankenbach (DE)
David Pawlik (NG)
John Allen (LB)
Rick Kale (DB)
Walter Daggett (DB)
Paul Gowen (RB)
- 1971: Billy J. Murphy, Coach of the Year
Mike Stark (OT), 1st
Dave Pawlik (NG), 1st
Charlie Babb (DB), 1st
Paul Gowen (RB), 2nd
Ray Jamieson (FB), 2nd
Stan Davis (WR), 2nd
Palmer Smith (C), 2nd
Tom Parker (OT), 2nd
Glenn Whittemore (DT), 2nd
Rick Kale (DB), 2nd
Walter Daggett (DB), 2nd

MISSOURI VALLEY COACH OF THE YEAR

- 1968: Billy J. Murphy
1969: Billy J. Murphy
1971: Billy J. Murphy

ALL-SOUTH INDEPENDENT

- 1973: Eric Harris (DB)
Bobby Ward (WR)
- 1974: Ken Niemaseck (DT), 1st
Bobby Williams (K), 1st
Jerry Dandridge (LB), 2nd
Eric Harris (DB), 2nd
James Thompson (WR), 2nd
Van Anderson (DE), 2nd
David Fowler (QB), HM
Ronald Moon (RB), HM
Early Jones (DT), HM
Bob Rush (C), HM
Keith Wright (WR), HM
Bobby Ward (WR), HM
- 1975: Jerry Dandridge (LB)
Early Jones (DT)
Bob Rush (C)
Keith Wright (FL)
Terrell Middleton (RB)
Lummy Wright (DE)
- 1976: Lloyd Patterson (QB)
Bob Rush (C)
Eric Harris (DB)
- 1977: Earnest Gray (WR)
Lloyd Patterson (QB)
Keith Wright (FL)
Keith Butler (LB)
- 1978: Earnest Gray (WR)
Tony Graves (DB)
- 1979: Rick Snider (OT)
- 1982: Johnny Walker (LB)
- 1983: Tim Harris (DE), 1st
Eric Fairs (LB), 1st
Tim Harris (DE), 1st
Tim Long (OT), 1st
Derrick Burroughs (DB), 1st
Don Glosson (K), 2nd
Eric Fairs (LB), 2nd
Punkin Williams (RB), 2nd
Donnie Elder (DB), 2nd
- 1985: Eric Fairs (LB), 1st
Jeff Walker (OT), 1st
Danny Sparkman (QB), 2nd
- 1986: David Brandon (DE), 2nd
Ted Gatewood (C), 2nd
- 1987: Marlon Brown (LB), 1st
Tim Borcky (OT), 1st
Ted Gatewood (C), 2nd
Scott Dill (OG), 2nd
- 1988: Eddie Moore (DB), 1st
Reid Bennett (OG), 1st
Jeff Fite (P), 2nd
Tory Epps (NG), 2nd
Damon Young (LB), 2nd
Charles Wilson (WR), 2nd
- 1989: John Butler (K), 2nd
Marvin Cox (RB), 2nd
- 1990: Glenn Rogers Jr. (DB), 1st
Jeff Fite (P), 2nd
Keith Bland (OT), 2nd
Chris Hobbs (NG), 1st
Danton Barto (LB), 1st
Jeff Buffalo (P), 1st
Dominic Calloway (DB), 1st
James Maclin (OG), 2nd
- 1992: Joe Allison (K), 1st &
Offensive Player of the Year
Danton Barto (LB), 1st &
Defensive Player of the Year
Larry Bolton (C), 1st
Jeff Buffalo (P), 1st
Russell Copeland (WR), 1st
Chris Hobbs (NG), 1st
Jeff King (OG), 1st

Steve Matthews (QB), 1st
 Larry Porter (TB), 2nd
 Jeremy Williams (DB), 2nd
 Stevie Williams (OG), 2nd
 1993: Joe Allison (PK)
 Danton Barto (LB)
 Isaac Bruce (WR)
 Dominic Calloway (DB)
 Tony Semple (OT)
 Stevie D. Williams (OG)

CONFERENCE WEEKLY HONORS

THE AMERICAN PLAYERS OF THE WEEK

2013: Martin Ifedi (DE), 9/23
 Jake Elliott (K), 10/14
 Bobby McCain (DB), 11/18
 Jake Elliott (K), 11/18
 2014: Paxton Lynch (QB), 9/8
 Tank Jakes (LB), 9/22
 Tank Jakes (LB), 10/6
 Brandon Hayes (RB), 10/31
 Jake Elliott (PK), 10/31
 Jake Elliott (PK), 11/7
 Paxton Lynch (QB), 11/29
 Jake Elliott (PK), 11/29
 2015: Roderick Proctor (WR), 9/7
 Jake Elliott (K), 9/21
 Spencer Smith (P), 9/28
 Nick Jacobs (P), 10/5
 Paxton Lynch (QB), 10/19
 Paxton Lynch (QB), 10/26
 Jake Elliott (K), 11/2
 Paxton Lynch (QB), 11/30
 2016: Riley Ferguson (QB), 9/26
 Jake Elliott (K), 10/17
 Austin Hall (DB), 10/17
 Riley Ferguson (QB), 11/7
 Jake Elliott (K), 11/7
 Riley Ferguson (QB), 11/28
 2017: Riley Ferguson (QB), 9/18
 Riley Ferguson (QB), 10/9
 Austin Hall (DB), 10/16
 TJ Carter (DB), 10/23
 Genard Avery (LB), 10/30
 2018: Darrell Henderson (RB), 9/17
 Pop Williams (PR), 11/12

CONFERENCE USA PLAYERS OF THE WEEK

1995: Joe Borich (QB), 10/14
 Jerome Woods (DB), 10/14
 Richard Hogans (LB), 10/28
 Richard Hogans (LB), 11/11
 1996: Richard Hogans (LB), 9/14
 Keith Spann (DB), 10/5
 Richard Hogans (LB), 10/19
 Tony Williams (NG), 11/9
 Drew Paimore (P), 9/21
 Ted Lane (K), 10/5
 Kevin Cobb (KR), 11/9
 1997: Drew Paimore (P), 8/30
 Don Hazelwood (DB), 11/15
 1998: Ryan White (K), 10/17
 1999: Marcus Bell (NG), 11/13
 Ryan White (K), 9/25
 Ryan White (K), 10/9
 Ryan White (K), 10/31
 2000: Idrees Bashir (DB), 9/23
 Kamal Shakir (LB), 10/7
 Ryan White (K), 9/16
 2001: Dante Brown (RB), 10/13
 Derrick Ballard (OLB), 10/6
 2002: DeAngelo Williams (RB), 9/21
 2003: Danny Wimprine (QB), 9/8
 Stephen Gostkowski (K), 9/8
 Will Hyden (LB), 10/20
 DeAngelo Williams (RB), 10/27

Danny Wimprine (QB), 11/3
 DeAngelo Williams (RB), 11/17
 Wesley Smith (FS), 11/24
 2004: Wesley Smith (FS), 9/20
 Stephen Gostkowski (K), 9/20
 DeAngelo Williams (RB), 10/4
 DeAngelo Williams (RB), 11/15
 2005: DeAngelo Williams (RB), 10/3
 Derek Glenin (DB), 10/3
 DeAngelo Williams (RB), 10/24
 Stephen Gostkowski (K), 11/28
 2006: Michael Grandberry (KR), 11/27
 2007: Matt Reagan (K), 10/22
 Martin Hankins (QB), 11/12
 Jake Kasser (LB), 11/19
 Matt Reagan (K), 11/26
 2008: Clinton McDonald (DL), 9/29
 Vinny Zaccario (K), 10/6
 Curtis Steele (RB), 10/27
 2009: Curtis Steele (RB), 10/12
 2010: Tom Hornsey (P), 9/20
 Jamon Hughes (LB), 10/18

CONFERENCE ACADEMIC AWARDS

THE AMERICAN CONFERENCE STUDENT-ATHLETE OF THE YEAR

2014: Charles Harris (DB)
 2016: Jake Elliott (K)

THE AMERICAN CONFERENCE ALL-ACADEMIC TEAM

2013: Sam Billings (LS)
 Drew Bishop (WR)
 Zach Collins (OL)
 Alan Cross (TE)
 Demonta Daniel (FB/LB)
 Jake Elliott (K)
 Mose Frazier (WR)
 Andrew Gaines (DB)
 Charles Harris (LB)
 Adrian Henderson (WR)
 Tom Hornsey (P)
 Dan Hrvoich (OL)
 Martin Ifedi (DE)
 Jacob Karam (QB)
 Gabe Kuhn (OL)
 Jesse Milleson (TE)
 Daniel Montiel (TE)
 B.J. Ross (DB)
 Austin Scott (DE)
 Brayden Scott (QB)
 Micah Simmons (OL)
 Spencer Smith (PK/P)
 Michael Stannard (OL)
 Tarris Wallace (RB)
 Mike Weed (QB)
 Drew Widmer (FB)
 Anthony Young (DB)
 2014: Drew Bishop (WR)
 Jake Elliott (PK)
 Mose Frazier (WR)
 McKenzie Hill (DE)
 Nick Jacobs (P)
 Tyler Kolodny (TE)
 Darius Lee (RB)
 Phil Mayhue (WR)
 Daniel Montiel (TE)
 Jace Neville (OL)
 Chris Roberson (OL)
 Austin Scott (DE)
 Dashaughn Terry (DB)
 Terry Usetlon (OL)
 Tarris Wallace (RB)
 Austin Williams
 Robby Young (TE)
 2015: Timothy Belles (LS)
 Latarius Brady (DL)
 Emmanuel Cooper (DL)
 Keenen Davis (OL)

Jake Elliott (K)
 Austin Hall (DB)
 Charles Hubbard (K)
 Nick Jacobs (P)
 Drew Kyser (OL)
 Malcolm Lane (LB)
 Phillip Mayhue (WR)
 Jace Neville (OL)
 Tony Pollard (RB)
 Micah Simmons (OL)
 Tyler Usetlon (OL)
 Tarris Wallace (RB)
 Austin Williams
 Robby Young (TE)
 2016: Genard Avery (LB)
 Timothy Belles (LS)
 Jamil Collins (DB)
 Joseph Dorceus (DL)
 Jake Elliott (K)
 Riley Ferguson (QB)
 Austin Hall (DB)
 Hunter Hill (WR)
 Tauvaga Ho Ching (OL)
 Bryce Huff (LB)
 Nick Jacobs (P)
 Tyrez Lindsey (DB)
 Mannie Lowery (LB)
 Thomas Pickens (DB)
 Nick Raby (DL)
 Noah Robinson (LB)
 BJ Ross (DB)
 Zane Sutherland (LB)
 Ernest Suttles (DL)
 Patrick Taylor Jr. (RB)
 Christian Willett (DB)
 Dustin Woodard (OL)
 Robby Young (TE)
 2017: Connor Adair (QB)
 Timothy Belles (LS)
 Preston Brady (LS)
 Barrett Brown (DL)
 Jonathon Burdette (LB)
 T.J. Carter (DB)
 Connor Choate (LS)
 Xavier "Zay" Cullens (LB)
 Aidan Daily (P)
 Obinna Eze (OL)
 Alex Gaca (DB)
 Tyler Garvey (LB)
 Austin Hall (DB)
 Tre'Veon Hamilton (WR)
 John Hassell (TE)
 Desmond Hawkins (DL)
 Hunter Hill (WR)
 Tauvaga Ho Ching II (OL)
 Michael Joseph (OL)
 Drew Kyser (OL)
 Brennon Lewis (WR)
 Cade Mashburn (LB)
 Shane McFarland (WR)
 Ashton Merrett (DB)
 Dylan Parham (OL)
 Riley Patterson (K)
 Tamaurice Smith (DB)
 Chandler Stump (LB)
 Patrick Taylor Jr. (RB)
 Marquavius Weaver (RB)
 Jonathan Wilson (DL)
 Dustin Woodard (OL)
 2018: Jaylon Allen (DE)
 Timothy Belles (LS)
 Keith Brigham (DL)
 Colton Cochran (DB)
 Tyce Daniel (TE)
 Isaac Ellis (OL)
 Evan Fields (OL)
 Cameron Fleming (RB)
 Tyler Garvey (LB)
 Austin Hall (DB)
 John Hassell (TE)
 Hunter Hill (WR)

HONORED TIGERS

- Kendell Johnson (DB)
- Eli Jordan (OL)
- Nyle Love (LB)
- Joseph Magnifico (TE)
- James "Cade" Mashburn (LB)
- Treysen Neal (LS)
- Joshua Northcutt (OL)
- Kayode Oladele (DL)
- Manuel Orona-Lopez (OL)
- Dylan Parham (OL)
- Riley Patterson (PK)
- Markeivon Quinn (QB)
- Charles Sapp (TE)
- J'Len Smith (DL)
- Chandler Stump (LB)
- Patrick Taylor Jr. (DB)
- Kylan Watkins (RB)
- Brady White (QB)

C-USA ALL-ACADEMIC TEAM

- 2006: Rusty Clayton (DS)
- Brandon Patterson (DB)
- 2007: Jake Kasser (LB)
- Brandon Patterson (DB)
- Brandon Pearce (OL)
- Brandon Patterson (DB)
- 2009: Matt Reagan (K/P)
- 2010: Dominik Riley (OL)

NATIONAL ACADEMIC AWARDS/HONORS

COSIDA ACADEMIC HONORS

The College Sports Information Directors of America (CoSIDA) select All-District and All-America Academic teams. First-team All-District selections advance to the national ballot. Athletes who are selected to the District teams are referred to as Academic All-District. Academic All-America is only used in reference to athletes who make one of the CoSIDA national teams.

- 1963: Dave Casinelli (RB)
- Academic All-American, 2nd
- 1992: Pat Jansen (DL)
- Academic All-American, 1st
- Gary Bouldin (TE)
- Academic All-American, 2nd
- Jeremy Williams (DB)
- All-District IV, 1st
- 2003: DeAngelo Williams (RB)
- All-District IV, 1st
- 2004: Rusty Clayton (DS)
- All-District IV, 1st
- 2005: Rusty Clayton (DS)
- All-District IV, 2nd
- Derek Clemen (DB)
- All-District IV, 2nd
- 2006: Rusty Clayton (DS)
- All-District IV, 1st
- Brandon Patterson (DB)
- All-District IV, 2nd
- 2007: Brandon Patterson (DB)
- Academic All-American, 2nd
- Jake Kasser (LB)
- All-District IV, 1st
- Brandon Pearce (OL)
- All-District IV, 2nd
- 2008: Brandon Patterson (DB)
- Academic All-American, 2nd
- Matt Reagan (K)
- All-District IV, 1st
- Brandon Pearce (OL)
- All-District IV, 1st
- 2009: Matt Reagan (P/K)
- All-District IV, 2nd
- 2014: Charles Harris (LB)
- All-District III, 1st

- 2016: Jake Elliott (K)
- Academic All-American, 1st
- Daniel Montiel (TE)
- Academic All-American, 2nd
- 2017: Austin Hall (DB)
- Academic All-District III, 1st
- 2018: Austin Hall (DB)
- Academic All-District III, 1st

NATIONAL FOOTBALL FOUNDATION SCHOLAR-ATHLETE SEMIFINALIST

The following Memphis football players have received recognition from the National Football Foundation & Hall of Fame for their work in the classroom.

- 1976: Jimmy Lackie (FS)
- 1977: Jim Mincey (FS)
- 1978: Jarvis Greer (SS)
- 1981: Johnny Ray (FS)
- 1982: Gerald Brown (WR)
- 1987: Arthur Franklin (P)
- 1988: Mark Bowen (LB)
- 1989: Andy Whitwell (QB)
- 1990: Ron Bemis (QB)
- 1991: Jeff Fite (P)
- 1992: Gary Bouldin (TE)
- 1993: Jeff Buffalo (P)
- 1994: Jeremy Williams (DB)
- 1995: Joel Peschke (TE)
- 1996: Britton Wilkins (LB)
- 1997: Jimmy Keith (K)
- 1998: Jeff Bazemore (DB)
- 1999: Brandon Tucker (FB)
- 2000: Rodney Lancot (DE)
- 2001: Scott Scherer (QB)
- 2002: Boris Penchion (DL)
- 2003: Will Hyden (LB)
- 2004: Ryan Ivey (H)
- 2005: Stephen Gostkowski (K)
- 2006: Rusty Clayton (DS)
- 2007: Jake Kasser (LB)
- 2008: Brandon Pearce (OL)
- 2009: Brett Toney (H/QB)
- 2010: Dominik Riley (OL)
- 2011: Michael Antonescu (OL)
- 2012: Akeem Davis (LB)
- 2013: Jesse Milleson (TE)
- 2014: Charles Harris (LB)
- 2015: Micah Simmons (OL)
- 2016: Jake Elliott (K)
- 2017: Riley Ferguson (QB)
- 2018: Drew Kyser (OL)

NFF HAMPSHIRE HONOR SOCIETY

The National Football Foundation & College Hall of Fame (NFF) selects a football honor society comprised of college players from all divisions who each maintained a 3.2 grade point average or better.

- 2006: Rusty Clayton (DS)
- 2007: Andy Smith (OL)
- Jake Kasser (LB)
- 2008: Brandon Patterson (DB)
- Brandon Pearce (OL)
- Brent Sutherland (P)
- 2009: Matt Reagan (K/P)
- Brett Toney (H)
- 2012: Mitch Huelsing (DB)
- 2013: Tom Hornsey (P)
- Jacob Karam (QB)
- Jesse Milleson (TE)
- Charles Harris (LB)
- 2015: Micah Simmons (OL)
- 2016: Jake Elliott (K)
- Daniel Montiel (TE)
- 2017: Riley Ferguson (QB)
- Nick Jacobs (P)
- 2018: Drew Kyser (OL)

HITACHI/CFA SCHOLAR-ATHLETE AWARD

- 1992: Jeremy Williams (DB)
- 1993: Larry Bolton (C)
- 1994: Tony Semple (OT)
- 1995: Jeremy Williams (DB)

INSTITUTIONAL AWARDS/HONORS

SAE-PAUL GINGOLD MVP AWARD

Given in honor of former Sigma Alpha Epsilon brother Paul Gingold, this award is presented to the MVP of the annual Blue-Gray spring game. The award is voted on by members of the media.

- 1965: Chuck Pettit (OT)
- 1966: Larry Duck (DT)
- Bill McRight (LB)
- 1967: Russ Denof (RB)
- 1968: Ken Apple (NG)
- 1969: Rod Hayden (DE)
- John Bomer (C)
- 1970: Walter Daggett (DB)
- Jay McCoy (RB)
- 1971: Bobby Russell (DT)
- 1972: Carey Mulwee (LB)
- 1973: Mark Benskin (TE)
- 1974: Greg Gore (DE)
- 1975: Keith Butler (LB)
- 1976: Terdell Middleton (RB)
- 1977: James King (RB)
- 1978: Richard Locke (FB)
- 1979: Johnny Ray (DB)
- 1980: Michael Harper (WR)
- 1981: Danny Felts (RB)
- 1982: Tony Wiley (RB)
- 1983: Don Glosson (K)
- 1984: Jeff Womack (RB)
- 1985: RAIN OUT
- 1986: Jeff Womack (RB)
- 1987: Gerald White (RB)
- 1988: Elgin Perkins (RB)
- 1989: Tommy Ferrari (QB)
- 1990: Gary Bouldin (QB)
- 1991: Joe Cole (QB)
- 1992: Larry Porter (RB)
- 1993: Isaac Bruce (WR)
- Rod Brown (LB)
- 1994: Dan Bonner (DE)
- 1995: Chad Reed (QB)
- 1996: Keith Cobb (RB)
- 1997: Bernard Oden (QB)
- Gerard Arnold (RB)
- 1998: Kenton Evans (QB)
- 1999: Neil Suber (QB)
- 2000: Neil Suber (QB)
- 2001: Travis Anglin (QB)
- 2002: Danny Wimprine (QB)
- 2003: Patrick Byrne (QB)
- 2004: Bobby Robison (QB)
- 2005: Mario Pratcher (WR)
- Patrick Byrne (QB)
- 2006: Chris Huffman (DB)
- 2007: Greg Terrell (DL)
- Carlos Singleton (WR)
- 2008: Steven Turner (DL)
- Curtis Steele (RB)
- 2009: Marcus Rucker (WR)
- DeRon Furr (DB)
- 2010: Ryan Williams (QB)
- Frank Trotter (DL)
- 2011: Jerrell Rhodes (RB)
- Dontari Poe (DL)

**DEANGELO WILLIAMS
MVP AWARD**

Each year the members of the Highland Hundred football support group select a most valuable player. The players are presented plaques at the annual football banquet. The award was named the DeAngelo Williams Most Valuable Player Award in 2012.

- 1994: Ken Irvin (DB)
- 1995: Jerome Woods (DB)
- 1996: Tony Williams (DT)
- 1997: Bernard Oden (QB)
- 1998: Gerald Arnold (RB)
- 2009: Duke Calhoun (WR)
- 2010: Jamon Hughes (LB)
- 2011: Ronald Leary (OL)
Dontari Poe (DL)
- 2012: Jordan Devey (OL)
- 2013: Brandon Hayes (RB)
- 2014: Paxton Lynch (QB)
- 2015: Paxton Lynch (QB)
- 2016: Arthur Maulet (DB)
- 2017: Anthony Miller (WR)
- 2018: Darrell Henderson (RB)

**ISAAC BRUCE OFFENSIVE PLAYER
OF THE YEAR**

Each year the members of the Highland Hundred football support group select an offensive player of the year. The players are presented plaques at the annual football banquet. The award was named the Isaac Bruce Offensive Player of the Year Award in 2012.

- 1974: James Thompson (WR)
- 1976: Bob Rush (C)
- 1978: Earnest Gray (WR)
- 1979: Leo Cage (RB)
- 1980: Russell Richards (TE)
- 1981: Jerry Knowlton (FL)
- 1982: Ken DeFeo (C)
- 1983: Derrick Crawford (WR)
- 1984: Punkin Williams (RB)
Dwight Blalock (TE)
Jack Oliver (OT)
- 1985: Jeff Walker (OT)
Danny Sparkman (QB)
- 1986: Ted Gatewood (C)
Wayne Pryor (FB)
Jerry Harris (WR)
- 1990: Chuck Boler (OT)
- 1991: Keith Benton (QB)
- 1992: Russell Copeland (WR)
- 1993: Isaac Bruce (WR)
- 1994: Al Dawkins (FB)
- 1995: Ken Newton (OL)
- 1996: Qadry Anderson
- 1997: Bernard Oden (QB)
- 1998: Gerard Arnold (RB)
- 1999: Gerard Arnold (RB)
- 2000: Billy Kendall (TE)
- 2001: Bunkie Perkins (WR)
- 2002: Danny Wimprine (QB)
- 2003: DeAngelo Williams (RB)
- 2004: DeAngelo Williams (RB)
- 2005: DeAngelo Williams (RB)
Maurice Avery (WR)
- 2006: Duke Calhoun (WR)
- 2007: Martin Hankins (QB)
- 2008: Curtis Steele (RB)
- 2009: Curtis Steele (RB)
- 2010: Greg Ray (RB)
- 2011: Tannar Rehrer (WR)
Billy Foster (RB/WR)
- 2012: Brandon Hayes (RB)
- 2013: Brandon Hayes (RB)
- 2014: Brandon Hayes (RB)
- 2015: Mose Frazier (WR)
- 2016: Riley Ferguson (QB)
Anthony Miller (WR)

- 2017: Riley Ferguson (QB)
- 2018: Damonte Coxie (WR)
Trevon Tate (OL)

**JOHN BRAMLETT DEFENSIVE
PLAYER OF THE YEAR**

Each year the members of the Highland Hundred football support group select a defensive player of the year. The players are presented plaques at the annual football banquet. The award was named the John Bramlett Defensive Player of the Year Award in 2012.

- 1975: Jerry Dandridge (LB)
Lummy Wright (DE)
- 1977: Keith Butler (LB)
- 1978: Peter Scatamacchia (NG)
- 1979: Wayne Weedon (DT)
- 1980: Todd Ondra (LB)
- 1981: Duane Marshall (DE)
- 1982: Michael Joe Cannon (DE)
- 1983: Percy Nabors (DB)
Cedric Wright (DE)
- 1984: Derrick Burroughs (DB)
Tim Harris (LB)
Eric Fairs (LB)
Tim Harris (LB)
Eric Fairs (LB)
- 1986: Harold Beane (DT)
Octavian Sharp (LB)
Ron Palmer (DB)
- 1990: Glenn Rogers Jr. (DB)
- 1991: Danton Barto (LB)
- 1992: Chris Hobbs (NG)
- 1993: Danton Barto (LB)
- 1994: Ken Irvin (DB)
Duane Vandborg (LB)
- 1995: Jerome Woods (DB)
Tony Williams (DL)
- 1996: Richard Hogans
- 1997: Marquis Bowling (DL)
- 1998: T.J. Fryer (DL)
- 1999: Tramont Lawless (DE)
- 2000: Kamal Shakir (LB)
- 2001: Glenn Sumter (DB)
- 2002: Tony Brown (DT)
- 2003: Derrick Ballard (DB)
Coot Terry (OLB)
Will Hyden (LB)
Greg Harper (LB)
Eric Taylor (DT)
Treveco Lucas (DE)
- 2004: Albert Means (NG)
- 2005: Marcus West (DL)
- 2006: Brandon McDonald (DB)
Greg Terrell (DL)
- 2007: Clinton McDonald (DL)
LaKeitharun Ford (DB)
- 2008: Greg Jackson (LB)
- 2009: Greg Terrell (DL)
- 2010: Jamon Hughes (LB)
- 2011: Dontari Poe (DL)
- 2012: Tank Jakes (LB)
- 2013: Anthony Brown (LB)
- 2014: Tank Jakes (LB)
- 2015: Leonard Pegues (LB)
- 2016: Genard Avery (LB)
- 2017: Genard Avery (LB)
- 2018: Curtis Akins (LB)

**JOE ALLISON
SPECIAL TEAMS
PLAYER OF THE YEAR**

Each year the members of the Highland Hundred football support group select a special teams player of the year. The players are presented plaques at the annual football banquet. The award was named the Joe Allison Special Teams Player of the Year Award in 2012.

- 1986: Arthur Franklin (P)
- 1990: Jeff Fite (P)
- 1991: Jeff Buffalo (P)
- 1992: Joe Allison (PK)
- 1993: Joe Allison (PK)
- 1994: Ryan Roskelly (PR)
- 1995: Ryan Roskelly
Britton Wilkins
- 1996: Ted Lane
- 1997: Jeff Bazemore
- 1998: Ryan White
- 1999: Joe Rocconi
- 2000: Ryan Johnson
- 2001: Ryan Johnson
- 2002: Robert Douglas
- 2003: Rusty Clayton (DS)
- 2004: Stephen Gostkowski (K)
- 2005: Stephen Gostkowski (K)
Michael Gibson (P)
- 2006: Michael Gibson (P)
Rusty Clayton
- 2007: Michael Grandberry (KR)
- 2008: Brent Sutherland (P)
- 2009: Matt Reagan (P/K)
Keenan Bratcher (DS)
- 2010: Tom Hornsey (P)
- 2011: Dasmine Cathey (DL/LB)
- 2012: Tom Hornsey (P)
- 2013: Tom Hornsey (P)
- 2014: Jake Elliott (PK)
- 2015: Jake Elliott (PK)
- 2016: Jake Elliott (PK)
Tony Pollard (KR)
- 2017: Tony Pollard (KR)
- 2018: Pop Williams (PR)
Tony Pollard (KR)

**GLENN JONES SCOUT TEAM PLAYER
OF THE YEAR**

Each year the members of the Highland Hundred football support group select a scout team player of the year. The players are presented plaques at the annual football banquet. The award was named the Glenn Jones Scout Team Player of the Year Award in 2012.

- 2004: Brian Davis
Haracio Colen
Charles Davis
- 2005: T.J. Pitts
Miguel Barnes
Carson Hunter
- 2006: Brandon Hunt
Henry Harris
Jeremy Longstreet
John Hill
- 2007: Curtis Steele
John Hill
Charlie Bryant
- 2008: Robbie Hardie
Curtis Johnson
Derrick Odom
Tommy Walker
- 2009: Jimmy Robinson
Jermaine Mckenzie
- 2010: Fred Harvey
JoJo Pearson
Devin Clark
- 2011: Clarence Marshall
Alan Cross
- 2012: Darius Ridgeway

HONORED TIGERS

- Dontrinell Scott
- 2013: Ernest Suttles
Anthony Miller
- 2014: Ty Northern
Omar Williams
- 2015: Hayden Ferrari
Tony Pollard
- 2016: Tim Hart
Joseph Dorceus
Demonte Coxie
Nehemiah Augustus
- 2017: Braylon Brown
Chandler Stump
Connor Adair
Hayden Ferrari
- 2018: Kendell Johnson
Quindell Johnson
Jeremy Tate Jr.
Kylan Watkins

HIGHLAND HUNDRED OFFENSIVE LINEMAN OF THE YEAR

- 2003: Gene Frederic (C)
- 2004: Gene Frederic (C)
- 2005: Andrew Handy (OG)
John Doucette (TE)
- 2006: Blake Butler (OL)
- 2007: Andy Smith (OL)
- 2008: Philip Beliles (C)
Brandon Pearce (OL)
- 2009: Brad Paul (C)
- 2010: Ron Leary (OL)
- 2011: Ronald Leary (OL)

HIGHLAND HUNDRED DEFENSIVE LINEMAN OF THE YEAR

- 2010: Frank Trotter (DL)
- 2011: Frank Trotter (DL)

GLENN JONES 12TH MAN AWARD

The Glenn Jones 12th Man Award was presented at the annual spring game by the membership of the Highland Hundred to the Tiger football player who leads through desire, determination and courage.

- 1983: Mike Omar (TE)
- 1984: Keith Mutters (LB)
- 1985: Joe Hennelly (DB)
- 1986: Dennis Borcky (DE)
- 1987: Ted Gatewood (C)
- 1988: Marvin Cox (RB)
- 1989: Rick Fredette (NG)
- 1990: Marvin Cox (RB)
- 1991: David Garaffa (LB)
- 1992: Mike Davis (LB)
- 1993: James Logan (DE)
- 1994: Marquis Bowling (DE)
- 1995: Pat Stiles (LB)
- 1996: Jeff Bazemore (WR)
- 1997: Marcus Jack (RB)
Rodney Lanctot (DE)
- 1998: Marcus Jack (RB)
- 1999: Lou Esposito (OG)
DeMorrio Shank (LB)
- 2000: Wade Smith (OT)
DeMorrio Shank (ILB)
Glenn Sumter (SS)
- 2001: Jeff Cameron (TE)
Treveco Lucas (DE)
- 2002: Danny Wimprine (QB)
Eric Taylor (DT)
Kenyun Glover (DT)
- 2003: Danny Wimprine (QB)
Darron White (WR)
Albert Means (DT)
Scott Vogel (DB)
- 2004: DeAngelo Williams (RB)
Marcus West (DL)

- 2005: Wesley Smith (FS)
Joseph Doss (RB)
- 2006: Joseph Doss (RB)
Brandon Pearce (OL)
Jake Kasser (LB)
- 2007: Philip Beliles (C)
Clinton McDonald (DL)
- 2008: Curtis Steele (RB)
Steven Turner (DL)
Charlie Bryant (DL)
- 2009: Mitch Huelsing (DB)
- 2010: Al Bond (OL)

CHRIS FAROS AWARD

This award was presented each spring to the player, selected by the coaching staff, who has shown the most improvement during spring practice. It honors former Tiger offensive coordinator Chris Faros.

- 1984: Dwight Blalock (TE)
- 1985: Nathan Beason (NG)
- 1986: Andy Whitwell (QB)
- 1987: Gerald White (RB)
- 1988: John Norman (RB)
- 1989: Lee Butler (TE)
Lish Trice (DT)
- 1990: Leon Bosby (FB)
Chris Michael (DB)
Larry Porter (RB)
- 1991: Larry Porter (RB)
- 1992: Tony Semple (OT)
- 1993: Jesse Allen (LB)
- 1994: Al Dawkins (FB)
- 1995: Kerry Cobb (TE)
- 1996: Andre Woods (RB)
Britton Wilkins (LB)
- 1997: Tavares Middlebrooks (OT)
Michael Boatman (LB)
- 1998: Caspor Stiles (LB)
Chris Powers (C)
Austin O'Dell (OL)
Kosha Irby (DB)
- 1999: Chance Nesbitt (WR)
Andre Arnold (DE)
- 2000: Darche' Epting (FB)
Glenn Sumter (SS)
- 2001: Bunkie Perkins (WR)
Eric Taylor (DT)
- 2002: Andrew Handy (OG)
Darren Garcia (WR)
Scott Vogel (DB)
- 2003: Tavarious Davis (WR)
Gene Frederic (C)
Will Hyden (LB)
- 2004: Blake Butler (OT)
Willie Henderson (OG)
Tim Goodwell (LB)
David McNair (DE)
- 2005: Mario Pratcher (WR)
Rubio Phillips (DL)
Rod Smith (S)
- 2006: Michael Grandberry (WR)
Brett Russell (TE)
Brandon Patterson (FS)
- 2007: Dominik Riley (OL)
Jada Brown (DL)
- 2008: Brent Todd (OL)
Steven Black (WR)
Deante' Lamar (DB)
- 2009: Cam Baker (WR)
Frank Trotter (DL)
- 2010: Curtis Johnson (WR)
DeRon Furr (LB/DB)
- 2011: Lavaris Edwards (DB)

REX DOCKERY MEMORIAL AWARD

Friends of Rex Dockery established a memorial award to honor the late football coach. Each year, the Rex Dockery Memorial Award was presented to an incoming Tiger football signee who exemplifies the football ideals of Dockery.

- 1984: James Cribbs (DT), Hamilton HS
- 1985: Adrian Harrod (DT), ECS
- 1986: Wilson Neely (LB), Hamilton HS
- 1987: Clark Stevenson (C), Elliston HS
- 1988: James Maclin (OG), Covington HS
- 1989: Jeff King (OG), Hueytown (AL) HS
- 1990: Fred Archie (RB), Shaw (AL) HS
- 1991: Joel Peschke (TE), Milford (OH) HS
- 1992: Britton Wilkins (LB), ECS
- 1993: Steve Wilson (DL), Theodore (AL) HS
- 1994: Jeran Burns (WR), South Side HS
- 1995: Jason Harris (QB), Whitehaven HS
- 1996: Rodney Lanctot (LB), Crescent City (FL) HS
- 1997: Stephen Galbraith (QB), Marietta (GA) HS
- 1998: Roberto Young (OLB), CBCHS (MO) HS
- 1999: Casey Rooney (WR), West (IA) HS
- 2000: Kenyun Glover (DT), Overton HS
- 2001: Jeremiah Bonds (RB), J.O. Johnson (AL) HS
- 2002: Rusty Clayton (DS/C), Oak Grove (MS) HS
- 2003: Derek Clenin (DB), MUS
- 2004: Brandon Patterson (DB), Germantown HS
- 2005: Paul Edwards (OL), McKenzie HS
- 2006: Matt Reagan (C), Bearden HS
- 2007: Michael Antonescu (OL), Ridgeland (MS) HS
- 2008: Brandon Ross (RB), Auburn (AL) HS
- 2009: Derek Smith (DB), Hillcrest (AL) HS
- 2010: Fred Harvey (LB), White Station HS

M CLUB HALL OF FAME

- 1974: Sam Johnson (T), 1927-30
Ed Thompson (C), 1928-31
- 1975: Gene Fulghum (T), 1926-29
Frank Magoffin (T), 1928-31
"Skeeter" Ellis (RB), 1937-38
- 1976: Andy Nelson (DB), 1954-57
Bill Robertson (E), 1947-50
Paul Hicks (FB), 1938-40
- 1977: Haggard Cherry (QB), 1938-40
Jimmy Cole (RB), 1950-54
Sam Hindsman (E), 1938-41
Dr. C.C.Humphreys (Coach), 1939-41
- 1978: Ralph Hatley (Coach), 1947-57
Tom Nix (T), 1949-51
Keith White (RB), 1947-50
- 1979: Bob Patterson (OG), 1952-55
James Earl Wright (QB), 1959-61
A.Eugene Smith (Trainer), 1960-79
- 1980: John Bramlett (LB), 1959-62
Roland McMackin (E), 1937-38
Andrew Porter (T), 1929-32
- 1981: Harry Schuh (OT), 1961-64
Andy Settles (C), 1947-48
- 1982: Doug Mayo (G), 1937-38
Billy J.Murphy (Coach), 1958-71
- 1983: Dave Casinelli (FB), 1960-63
Bob Ford (E), 1951-55
Russell Vollmer (QB), 1960-64
George Zarecor (T), 1937-38
- 1984: Henry Evans (RB), 1926-30
Bill Hudson (T), 1959-62
Preston Watts (RB), 1940-42
- 1985: Billy Fletcher (QB), 1962-65
Alex Williams (FB), 1949-50
- 1986: Charlie Babb (DB), 1969-71
Leo Davis (Coach), 1947-50
Elmer Vaughn (QB), 1936-38
- 1987: "Skeeter" Gowen (RB), 1969-71

HONORED TIGERS

- Kenneth Barker (RB), 1940-41
- Percy Roberts (G), 1949-52
- Cliff Taylor (FB), 1970-73
- 1988: Bob Rush (C), 1973-76
- Alex Moore (OG), 1950-53
- 1989: Calvin Allen (OG), 1947-50
- Keith Butler (LB), 1974-77
- 1990: Chuck Brooks (TE), 1961-64
- Fred Medling (G), 1947-49
- 1991: Earnest Gray (WR), 1975-78
- Eric Harris (DB), 1973-76
- John Lee (E), 1956-59
- Keith Wright (WR), 1974-77
- 1992: Cotton Clifford (OL), 1951-56
- Bubba Winkler (NG), 1964-67
- 1993: John Cronin (C), 1961-63
- Bob Finamore (DT), (1961-64
- Paul Haynes (B), 1947-48
- Doug Woodlief (LB), 1963-64
- Terdell Middleton (RB), 1974-76
- Jim Enoch (OL), 1938
- 1994: Dick Quast (NG), 1962-63
- Will Renfro (E), 1951-54
- Ed Taylor (DB), 1972-73
- Roland Eveland (B), 1950-52
- Lou McLelland (E), 1949-51
- 1995: "Red" Brewer (B), 1950-51
- Richard Coady (C), 1964-66
- Ollie Keller (QB), 1952-53
- Frank Mawyer (E), 1949-50, 53
- 1996: Lloyd Patterson (QB), 1975-78
- Joe Billings (OL), 1952-55
- Grover Lipe (OL), 1948-50
- Jerry Christopher (E), 1953-56
- Hugh Hathcock (OL), 1950-53
- 1997: David Berrong (DB), 1967-69
- Steve Jaggard (DB), 1968-69
- Bob Henderson (OL), 1953-56
- Elmer Ray (QB), 1947-50
- 1998: John Barnhill (OL), 1923-24
- Dr. Bill Burkett (E), 1948-50
- Stan Davis (WR), 1969-72
- John Jumbo Evans (OL), 1960-65
- Milton Mayo (E), 1934-37
- Ralph Messer (B), 1949-52
- Bob Parker (OL), 1967-69
- Bob Sherlag (WR), 1962-66
- Jerry Todd (DB), 1967-69
- 1999: Joe Allison (K), 1990-93
- Murray Armstrong (Coach), 1961-95
- Dennis Biodrowski (OL), 1959-62
- Bob Brooks (FB), 1954-56
- Scott Dill (OT), 1984-87
- Nick Pappas (WB), 1965-68
- 2000: John Fred Robilio (NT), 1960-63
- Ed Weldon (RB), 1960-63
- Dave Hathcock (DB), 1960-63
- Richard Adragna (DT), 1959-62
- Danny Sparkman (QB), 1983-85
- 2002: Frank Massa (RB), 1956-57
- Paul Hathcock (DT), 1958-59
- Don McKinnon (OT), 1957-60
- 2003: Steve Matthews (QB), 1992-93
- Ray Jamieson (FB), 1968-70
- Bobby Russell (DE), 1969-71
- 2004: Greg Montgomery (NT), 1979-83
- John Griffin (RB/WR), 1959-62
- Bill Crumby (DB), 1977
- Larry McGhee (OL), 1968-70
- 2005: Jay McCoy (TB/FB/K), 1968-70
- Danny Pierce (QB), 1968-69
- 2006: Russell Copeland (WR), 1989-92
- 2007: Danton Barto (LB), 1990-93
- Larry Porter (RB), 1990-93
- 2008: Don Coffey (WR), 1958-61
- Tim Harris (DL), 1981-85
- 2009: Alex Dees (DL), 1966-68
- Jerome Woods (DB), 1994-95
- 2010: Tim Harris (DE), 1982-85
- Ed Randolph (OL/DL), 1957-58
- 2011: Isaac Bruce (WR), 1992-93

- Eric Fairs (LB), 1982-85
- 2012: Jay McCoy (TB/FB/PK), 1968-70
- Keith Simpson (DB), 1974-77
- 2013: Ken Irvin (DB), 1991-94
- 2014: DeAngelo Williams (RB), 2002-05
- Danny Wimprine (QB), 2002-05
- 2015: Stephen Gostkowski (K), 2002-05
- 2017: John Bomer (OL), 1967-70
- 2018: Marcus Bell (NT), 1997-2000
- Dave Pawlik (DL), 1968-71

M CLUB ATHLETE OF THE YEAR

In the past, the M Club Letterman's Club selected an Athlete of the Year.

- 1973: Cliff Taylor (FB)
- 1976: Bob Rush (C)
- 1978: Earnest Gray (WR)
- 1979: Keith Clark (DE)
- 1980: Todd Ondra (LB)
- 1981: Ken DeFeo (C)
- 1982: Anthony Carter (DB)

PHI SIGMA KAPPA ACADEMIC AWARD

Presented by the brothers of Phi Sigma Kappa to the football scholar-athlete who attained the highest GPA for the previous year.

- 1974: Jim Mincey (DB)
- 1975: Bob Orians (DB)
- 1976: Bob Orians (DB)
- 1977: Bob Orians (DB)
- 1978: Jarvis Greer (DB)
- 1979: Johnny Ray (DB)
- 1980: Johnny Ray (DB)
- 1981: Johnny Ray (DB)

BILLY J. MURPHY AWARD

This award is presented each year at the M Club Hall of Fame banquet to a former Memphis athlete who has excelled in their chosen profession after graduation.

- 1981: Miller Matthews, football
- 1982: Tom Wallace, football
- 1983: Al Brown, coach
- 1984: Harold Sterling, football
- 1985: Don Coffey, football
- 1986: Don McKinnon, football
- 1987: Ed Randolph, football
- 1988: Elmer Ray, football
- 1989: George Sneed, football
- 1990: Ralph Messer, football
- 1991: John Bramlett, football
- 1992: Jim "Red" Hoggart, football/coach
- 1993: Geddes Self, football
- 1994: Joseph Clayton, football
- 1995: Bob Stephenson, coach
- Wayne Armstrong, football
- 1996: Tom Nix, football
- Billy Fletcher, football
- 1997: Bill Gidden, football
- 1998: Col. Haywood Smith, baseball
- 1999: John Cobb, football
- 2000: Glenn Rogers Sr., football
- 2001: Carlton Henley, football
- 2002: Bill Garner, golf
- 2003: Paul Mann, basketball
- 2004: Dr. Steve Ballard, basketball
- 2005: Pete Scatamacchia, football
- 2006: Barbara Whitaker, volleyball
- 2007: Dwight Boyd, basketball
- 2008: Billy Raymond Farmer, football
- 2009: Herb Hilliard, men's basketball
- 2010: Fred Hodges, football
- 2011: Elliot Perry, men's basketball
- 2012: Jarvis Greer, football
- 2013: Kenneth Lenoir, football
- 2014: Joseph Lewis, men's soccer

- 2015: Nyrone Hawkins, football
- 2016: Charles "Kippy" Brown, football
- 2017: Bill Edwards, baseball
- 2018: Eddie Moore, football

RALPH HATLEY SCHOLAR-ATHLETE AWARD

The Ralph Hatley Award was presented annually to an incoming freshman football player who plans a career in the field of health, physical education or recreation.

- 1996: Damien Dodson (WR)
- 1997: Josh Eargle (DT)
- 1998: Keydrin Ward (DB)
- 1999: Ryan Johnson (WR)
- 2000: Jeremiah Bonds (RB)
- 2001: Marcus West (DE)
- 2002: Tim Goodwell (LB)
- 2003: Mike Snyder (DB)
- 2004: Ryan Williams (DL)
- 2005: Carlos Singleton (WR)
- 2006: Josh Weaver (DL)
- 2007: Tommy Walker (DL)
- 2008: Curtis Johnson (WR)
- 2009: Will Gilchrist (QB)
- 2010: Tom Hornsey (P)

TOP TIGER AWARD

The Top Tiger Award was presented to the player(s) who has battled back from adversity or has overcome difficult circumstances to return to the field.

- 2001: Neil Suber (QB)
- Josh Eargle (OG)
- 2002: Scott Scherer (QB)
- Jimond Pugh (C)
- 2003: Albert Means (DT)
- Eric Taylor (DT)
- 2004: Tavares Gideon (WR)
- Robert Douglas (FB)
- 2005: DeAngelo Williams (RB)
- 2006: Patrick Byrne (QB)
- Derek Glenin (DB)
- 2007: Rod Smith (LB/DB)
- Jake Kasser (LB)
- 2008: Will Hudgens (QB)
- Earnest Williams (WR)
- Murray Armstrong (Administrator)
- 2009: Brian Hall (WR)
- Dominik Riley (OL)

ROLE PLAYER AWARD

The Role Player Award was presented to the player(s) who understands and excels at his role on the field.

- 2005: Taz Knockum (WR)
- Rusty Clayton (DS)
- 2006: Jake Kasser (LB)
- Greg Hinds (FB)
- 2007: Will Hudgens (QB/DS)
- 2008: Brett Toney (QB/H)
- Maurice Jones (WR)
- 2009: Arkelon Hall (QB)
- Josh Weaver (DL)
- 2010: Winston Bowns (LB)

TRUE TIGER AWARD

The True Tiger Award is presented annually to the player(s) who demonstrate what it means to be a True Tiger on and off the field.

- 2004: Quinton McCrary (LB)
- 2005: Joseph Doss (RB)
- Wesley Smith (FS)
- 2006: Abraham Holloway (OL)

HONORED TIGERS

- Antonio McCoy (WR)
- Rod Smith (LB)
- Sam Brewer (DB)
- 2007: Martin Hankins (QB)
- Earnest Williams (WR)
- Brandon Patterson (DB)
- Dontae Reed (DB)
- 2008: Terrence Echols (OL)
- Earnest Williams (WR)
- Josh Weaver (LB)
- 2009: Duke Calhoun (WR)
- Jeremy Longstreet (LB)
- Deante' Lamar (DB)
- 2012: Akeem Davis (LB)
- 2013: Jacob Karam (QB)
- Jesse Milleson (TE)
- 2015: Alan Cross (TE)
- Wynton McManis (LB)
- 2016: Latarius Brady (DL)
- Phil Mayhue (WR)
- 2017: Christan Johnson (DL)
- Phil Mayhue (WR)
- 2018: Drew Kyser (OL)

TOP NEWCOMER AWARD

The Top Newcomer Award was selected in the spring.

- 2007: Steven Black (WR)
- Tommy Phelps (LB)
- 2008: Jeremy Rockette (LB)
- Curtis Steele (RB)
- 2009: Lance Smith (RB)
- Jamon Hughes (LB)

JEREMY WILLIAMS AWARD

The Spring Practice MVP was selected in the spring and is presented to the most outstanding players during the 15-practice session. The award was renamed the Jeremy Williams Award in spring 2010 to honor the former Tiger defensive back. The inaugural Jeremy Williams Award was presented by Williams at the 2010 Blue-Gray Game to defensive back Marcus Ball.

- 2007: Duke Calhoun (WR)
- 2008: Brandon Pearce (OL)
- Corey Mills (DL)
- Michael Grandberry (DB)
- 2009: Carlos Singleton (WR)
- Greg Jackson (LB)
- 2010: Marcus Ball (DB)
- 2011: Billy Foster (WR)
- 2012: Charles Harris (LB)
- 2013: Charles Harris (LB)
- 2014: Paxton Lynch (QB)

BLACK AND BLUE AWARD

The Black and Blue Award was presented at the team banquet to the player who displays toughness on the field.

- 2008: Steven Black (WR)
- 2009: Steven Turner (DL)
- Carlos Singleton (WR)
- 2010: D.A. Griffin (DB/KR)
- 2011: Cannon Smith (DB)

SPRING LEADERSHIP AWARD

Head coach Larry Porter installed a Leadership Award that will be presented each spring.

- 2010: Ronald Leary (OL)
- Darius Davis (DB)
- 2011: Ronald Leary (OL)
- Akeem Davis (DB)
- Dontari Poe (DL)

SPRING PERFORMANCE AWARD

Head coach Larry Porter added a Performance Award that was presented each spring to the player(s) who had a stellar spring practice session.

- 2010: Gregory Ray (RB)
- Frank Trotter (DL)
- 2011: Billy Foster (WR)
- Frank Trotter (DL)

SPECIAL TEAMS AWARD

A member of the special teams unit was honored each year at the Blue-Gray Game in the spring.

- 2010: Paulo Henriques (K)
- 2011: Ricky Holloway (LB)

SPRING IRON TIGER AWARD

The strength and conditioning staff picked the Iron Tigers in the spring.

- 2010: Brad Paul
- DeRon Furr
- Curtis Johnson
- Akeem Davis
- 2011: Jordan Devey
- Ron Leary
- Johnnie Farms
- Zach Gholson
- Fred Harvey
- Curtis Johnson
- Lonnie Ballentine

POSTSEASON ALL-STAR GAMES

SENIOR BOWL

- 1979: Earnest Gray, Wide Receiver
- 1962: Bill Hudson, Guard
- 1963: John Griffin, Halfback
- 1964: Dave Casinelli, Fullback
- 1965: Harry Schuh, Tackle
- 1977: Bob Rush, Center
- Eric Harris, Cornerback
- 1978: Keith Butler, Linebacker
- Keith Simpson, Cornerback
- 1985: Tim Long, Offensive Line
- Derrick Burroughs, Cornerback
- 1986: Jeff Walker, Offensive Tackle
- Tim Harris, Linebacker
- 1988: Scott Dill, Offensive Guard
- 1991: Reggie Jones, Defensive Back
- 1993: Jeff Sawyer, Defensive End
- Russell Copeland, Receiver
- 1994: Joe Allison, Placekicker
- *Steve Matthews, Quarterback
- 1995: Ken Irvin, Defensive Back
- 1996: Jerome Woods, Defensive Back
- 1997: Marvin Thomas, Defensive End
- 2001: Michael Stone, Defensive Back
- 2006: DeAngelo Williams, TB (Off. MVP)
- Stephen Gostkowski, Kicker
- 2016: Jake Elliott, Kicker
- Arthur Maulet, Defensive Back
- 2017: Anthony Miller, Wide Receiver
- 2018: Tony Pollard, Running Back
- ^ - played in January
- NFL COLLEGIATE BOWL**
- 2013: Lonnie Ballentine, Defensive Back
- Johnnie Farms, Defensive Line
- Tom Hornsey, Punter
- 2014: Al Bond, Offensive Tackle
- 2015: Ryan Mack, Offensive Line
- 2016: Arthur Maulet, Defensive Back
- 2017: Genard Avery, Linebacker

- Gabe Kuhn, Offensive Line
- 2018: Trevon Tate, Offensive Line
- ^ - played in January

EAST-WEST SHRINE GAME

- 1968: Dale Brady, Wingback
- 1970: Dan Pierce, Quarterback
- Bob Parker, Guard
- 1988: Tim Borcky, Offensive Tackle
- 2002: Artis Hicks, Offensive Guard
- 2005: Albert Means, Nose Guard
- 2009: Clinton McDonald, Defensive Line
- 2012: Jordan Devey, Offensive Tackle
- 2014: Fritz Etienne, Safety
- Martin Ifedi, Defensive End
- Bobby McCain, Cornerback
- 2015: Taylor Fallin, Offensive Tackle
- 2017: Riley Ferguson, Quarterback
- ^ - played in January

ALL-AMERICA CLASSIC

- 2006: Tim Goodwell, Linebacker
- 2007: Wesley Smith, Free Safety (game canceled)
- ^ - played in January

BLUE-GRAY GAME

- 1950: Bill Robertson, End
- 1961: Don Coffey, End
- Bill Hudson, Guard
- 1962: John Bramlett, Linebacker
- Fred Moore, Tackle
- 1963: Richard Quast, Tackle
- Russell Vollmer, Quarterback
- 1964: Bob Finamore, Guard (MVP)
- Harry Schuh, Tackle
- 1965: Billy Fletcher, Quarterback
- 1966: Larry Duck, Nose Guard
- 1967: Terry Padgett, Quarterback
- 1968: Bill McRight, Monsterman
- Joe Rushing, Linebacker
- 1969: David Berrong, Safety (MVP)
- Martin Orcutt, Tackle
- 1970: John Bomer, Center
- Larry McGhee, Guard
- 1971: Charlie Babb, Defensive Back
- Dave Pawlik, Nose Guard
- Mike Stark, Tackle
- 1972: Al Harvey, Quarterback
- 1974: David Fowler, Quarterback
- Van Anderson, Defensive End
- Ed Taylor, Cornerback
- 1975: Jerry Dandridge, Linebacker
- 1976: Bob Rush, Center
- Eric Harris, Cornerback
- Eary Jones, Tackle
- 1977: Keith Butler, Linebacker
- Keith Simpson, Cornerback
- 1979: James Stewart, Defensive Back
- 1984: Derrick Burroughs, Defensive Back
- 1985: Jeff Walker, Offensive Tackle
- 1987: Scott Dill, Offensive Guard
- 1988: Marlon Brown, Linebacker
- 1989: Tory Epps, Nose Guard
- 1990: Jeff Fite, Punter
- 1992: Larry Bolton, Center
- 1993: Isaac Bruce, Wide Receiver
- 1994: Marcus Holliday, Running Back
- James Logan, Defensive End
- 1995: Jerome Woods, Defensive Back
- 1996: Marvin Thomas, Defensive End
- Ken Newton, Center
- 2000: Marcus Bell, Nose Tackle
- Michael Stone, Defensive Back
- 2001: Marcus Smith, Defensive Back
- Ryan White, Kicker
- ^ - played in December

HONORED TIGERS

CASINO DEL SOL COLLEGE

ALL-STAR GAME

2012: Marcus Rucker, Wide Receiver
Cannon Smith, Defensive Back
Robert Steeples, Defensive Back

^ - played in January

CHALLENGE BOWL

1962: Fred Moore, Tackle
1963: John Fred Robilio, Tackle

CHICAGO ALL-STAR GAME

1961: Bill Hudson, Guard
1963: John Griffin, Halfback

^ - played in August

COACHES ALL-AMERICA GAME

1965: Harry Schuh, Tackle
1970: Bob Parker, Guard

^ - played in June

HULA BOWL

1971: John Bomer, Center
1978: Keith Wright, Receiver (MVP)
1986: Tim Harris, Linebacker
1994: *Steve Matthews, Quarterback
2003: Joe Gerda, Offensive Guard
2006: Maurice Avery, Receiver

^ - played in January

LIONS AMERICA BOWL

1968: Dean Lotz, Center
1969: David Berrong, Safety
Jerry Todd, Cornerback
1974: Ed Taylor, Cornerback
James Thompson, Receiver
1975: Jerry Dandridge, Linebacker
1976: Ricky Rivas, Receiver

MAGNOLIA GRIDIRON ALL-STAR CLASSIC

2006: Michael Gibson, Punter
Blake Butler, Offensive Line
Brandon McDonald, Safety

^ - played in December

MEDAL OF HONOR BOWL

2014: Tank Jakes, Linebacker

^ - played in January

NORTH-SOUTH GAME

1963: Dave Casinelli, Fullback
1967: Rich Coady, End
1968: Alex Dees, End
1969: Luis Fernandez, Tackle
1972: Stan Davis, Receiver
1973: Steve DeLong, Tight End
1976: Eary Jones, Defensive Tackle
Terrell Middleton, Running Back

^ - played in December

PARADISE BOWL

2003: Tony Brown, Defensive Tackle
Mowbray Rowand, Defensive End

^ - played in January

PLAYERS ALL-STAR CLASSIC (LITTLE ROCK, AR)

2012: Ronald Leary, Offensive Line

^ - played in February

RAYCOM COLLEGE FOOTBALL ALL-STAR CLASSIC

2012: Cannon Smith, Defensive Back

^ - played in January

ROTARY GRIDIRON CLASSIC

2001: Kamal Shakir, Linebacker

^ - played in January

TEXAS VS THE NATION CHALLENGE

2010: Curtis Steele, Running Back

^ - played in February

TROPICAL BOWL

2017: Jonathan Cook, Defensive Back
Christian Johnson, Defensive Line

^ - played in January

* injured and unable to play



Darrell Henderson conducting an interview at the 2018 College Football Awards Show. Henderson was the second player (DeAngelo Williams) in program history to be named a finalist for the Doak Walker Award.

RETIRED JERSEYS



64
JOHN
BRAMLETT

One of the greatest defensive players in Tiger football history, John Bramlett was a two-sport athlete at Memphis State University. A linebacker out of Humes High School in Memphis, Bramlett played for head coach Billy J. Murphy for four seasons. He also had a stellar career at catcher for the Tigers' baseball team.


A speedy and intense player, Bramlett made the Memphis Football varsity squad immediately as a freshman in 1959 and became a starter midway through the year. The Tigers finished the 1959 season with a 6-4 record and posted wins against Florida State and Southern Mississippi.

During the 1960 campaign, Bramlett helped the Tigers improve to an 8-2 record, and the 1961 team also posted an 8-2 record. As a senior, Bramlett registered two pass interceptions which were returned for a total of 55 yards. The Tigers improved to 8-1 and in an important program milestone, Bramlett led the defense in allowing Mississippi State to score just seven points, as Memphis State won its first game against an SEC opponent, 28-7 against the Bulldogs in Starkville, Miss. Memphis would finish the 1962 season ranked 17th in the nation by United Press International.

On the baseball diamond, Bramlett batted .323 as a freshman and .357 during his sophomore season. The Tigers were 5-15 in 1959 but improved to 12-12 in 1960. As a junior, Bramlett led the squad with a .403 batting average and the team posted a 13-6 record. As a senior, he hit .358, hit four home runs and stole 18 bases.

Bramlett was drafted by the St. Louis Cardinals and stayed in professional baseball for three years before signing a contract with the Denver Broncos in 1965. Bramlett was the runner-up for Rookie of the Year honors in the NFL behind quarterback Joe Namath. He went on to play seven seasons for four teams in the NFL.

Bramlett had his jersey retired on Sept. 7, 2013 when the Tigers opened the season against Duke.



83
ISAAC
BRUCE

Isaac Bruce came to the Memphis football team as a wide receiver in 1992. The junior college transfer made an immediate impact with the Tigers. Coupled with junior college quarterback Steve Matthews, Bruce helped give the U of M one of the nation's top passing attacks. He started all 11 games as a junior and was the team's second-leading receiver with 39 catches for 532 yards and five touchdowns. However, it was the 1993 campaign that caught the attention of pro scouts.

The Ft. Lauderdale, Fla., native opened the 1993 season with seven catches for 112 yards and two touchdowns in the Tigers' win over Mississippi State. He added 147 yards against East Carolina, 109 in a contest against Arkansas State, 108 in the Tulsa game and had over 90 yards receiving in five additional contests. Bruce finished the 1993 season with 74 catches for 1,054 yards and 10 touchdowns.

Bruce was drafted in the second round by the St. Louis Rams in 1994. He played 14 seasons for the Rams and was signed by the San Francisco 49ers in 2008. He retired following the 2009 season. In 16 years in the NFL, Bruce amassed 15,208 receiving yards and 91 touchdowns on 1,024 receptions.

Bruce's Memphis jersey was retired in a ceremony at Liberty Bowl Memorial Field on October 4, 2003.



30
DAVE
CASINELLI

Dave Casinelli, who was Memphis' all-time leading rusher until DeAngelo Williams took the record book by storm, was recruited to Memphis in 1960 from Follansbee, W.Va., where he received all-America honors as a senior in high school. Casinelli played at Memphis from 1960-63 and ended his career by leading the nation in rushing and scoring, while guiding the Tigers to an undefeated season in 1963. During his first year as a starter, Casinelli led Memphis in rushing with 646 yards on 117 carries. His nine touchdowns in 1961 also led the Tigers. As a junior, "The Bull" gained 826 yards on 173 attempts while scoring 11 touchdowns. In his record-breaking senior year, Casinelli became the first Tiger to rush for 1,000 yards in a single-season when he tallied 1,016 on 219 attempts in 1963. His 1,016 yards ranked him first among all NCAA rushers and his 14 touchdowns helped him capture the national scoring title.

Following graduation, Casinelli became a successful businessman in Memphis and Tallahassee, Florida. Casinelli later lost his life in a car accident in 1987.





#8 CHARLES GREENHILL

Charles Greenhill was called the "most talented football player ever to come out of Memphis, Tennessee." The multi-talented Greenhill prepped at Frayser High School, where he lettered for three years in football, basketball and track. He played for the Tigers just one year (1983) before being killed in a plane crash with former head coach Rex Dockery and offensive coordinator Chris Faros.

A defensive back, Greenhill had 20 tackles that season, including 13 solo stops. Greenhill was also a dandy return man for the Tigers. The 6-2 speedster returned a kickoff 69 yards for a touchdown against Cincinnati and went on to average 29.8 yards per return.

Following his death, Firestone Stadium, which was the home field for Frayser High, was renamed Charles Greenhill Stadium.



#79 HARRY SCHUH

Harry Schuh became the fifth football player in Tiger history to have his jersey retired at the U of M.

From 1962-64, Schuh was one of the most dominant offensive linemen in all of college football. The Pennsylvania native started for Coach Billy J. Murphy's Tigers and helped his team to a three-year record of 22-5-1. By the conclusion of his senior season, Schuh had become the most decorated football player in school history. He was named to 11 All-America teams, including The Sporting News, Associated Press, United Press and the Football Coaches Association teams.

Following his collegiate career, Schuh was taken by the Oakland Raiders as the second player selected in the 1965 Draft, behind Alabama quarterback Joe Namath. He played six seasons for the Raiders, three years for the Los Angeles Rams and one season for the Green Bay Packers. Schuh was an All-Star selection in 1968 and 1969 and was selected to play in the NFC-AFL Pro Bowl Game in 1970.

Schuh's grandson Stephen Schuh lettered as an offensive lineman for the Tigers from 2003-06.

Schuh had his jersey retired when Memphis hosted East Carolina on October 15, 2011. Schuh passed away May 20, 2013.



#20 DeANGELO WILLIAMS

DeAngelo Williams came to the University of Memphis from nearby Wynne, Arkansas, and became one of the most decorated players in Tiger history.

Named to several All-America teams during his career, Williams was a key factor in the Tigers going to three straight bowl games for the first time in school history. He rewrote the rushing section of the Tiger record book, finishing his career with 6,026 yards and 55 rushing touchdowns on 969 carries. In addition, he caught five touchdowns and registered 723 receiving yards on 70 receptions.

Williams played as a true freshman in 2002 and later was named to the C-USA All-Freshman Team. He went on to claim C-USA Offensive Player of the Year honors the other three seasons of his career. He was also touted for Heisman honors entering his senior season, and held true to the publicity ending his senior campaign ranked No. 1 nationally in rushing, with an average of 178.55 yards per game.

During his storied career, Williams set an NCAA record with 34 games of 100-plus yards rushing, and ranks fourth all-time in NCAA history in career rushing yards with 6,026. He also holds the NCAA record for career all-purpose yards with 7,573.

In addition to multiple league honors, Williams also received various national awards and recognition. He was named to the prestigious Walter Camp All-America Team; was a finalist for the 2005 Doak Walker Award; and was the MVP of both the 2005 Motor City Bowl and the 2006 Senior Bowl, to name a few.

The speedy back was selected by the Carolina Panthers as the 27th pick of the first round of the 2006 NFL Draft.

Williams had his jersey retired on Nov. 5, 2006 when the Tigers hosted Southern Miss. He was selected to the M Club Hall of Fame in 2014 and was a member of the inaugural C-USA Hall of Fame in 2019.



During his storied career, DeAngelo Williams set an NCAA record with 34 games of 100-plus yards rushing, and ranks fourth all-time in NCAA history in career rushing yards with 6,026.

BURLEY BOWL • 1956

MEMPHIS STATE COLLEGE 32
EAST TENNESSEE STATE 12
MEMORIAL STADIUM (8,000)
NOVEMBER 22, 1956



JOHNSON CITY, Tenn. — In November of 1956, Memphis State College received its second bowl bid in school history, but this time University officials accepted the invitation and the team traveled to East Tennessee to participate in its first postseason event.

In 1938, the Tigers received an invitation to the Prune Bowl in California and asked bowl officials for a financial guarantee to help cover the cost of transporting the squad to the Golden State. When the guarantee did not come through, Memphis opted to stay home.

In 1956, the Memphis squad finished the season with a 4-4-1 record under head coach Ralph Hatley. Andy Nelson and Cotton Clifford served as team captains and helped Memphis to victories in two of the final three games.

During that three-week stretch, the Tigers had back-to-back shutouts, defeating Western Kentucky 42-0 and Arkansas State 34-0.

November 22 was a cold and blustery day in Johnson City, Tenn. Not suited for football or any other outdoor event, the day was highlighted by a light snowfall and spitting rain and sleet.

East Tennessee State College tallied the game's first points on a 14-yard pass from quarterback Howard Tippett to halfback Bob Lindsey in the first period. The point after failed, as did most that day, and the Buccaneers led 6-0.

The Tigers answered the East Tennessee State College score before the first quarter ended. Bob Schmidt blasted into the end zone from two yards out and, following the missed PAT by Memphis, the score was tied at 6-6.

Neither team could do much to defeat the weather the remainder of the first half, although the Tigers penetrated several times into Buccaneers territory in the second quarter. Memphis even moved down to the East Tennessee State College 1-yard line before a fumble halted the drive. The first half ended with the score knotted at 6-6.

In the second half, the Tigers got their offense going. After being held to only six points in the first half by a battling Buccaneers bunch, Memphis shook off the effects of the biting cold weather conditions and took charge of the Burley Bowl — which was witnessed by 700 fans on a frigid Thanksgiving afternoon — in the third quarter. The Tigers punched across three touchdowns in that third period to take control of the contest on the way to the program's first bowl victory.

The first time Memphis received the ball in the third quarter, fullback Bobby Brooks sprinted right up the middle, veered to the left and went 45 yards for a touchdown. And, before that decisive period ended, the Tigers also scored on a one-yard plunge by Eddie Gebara and a 64-yard screen pass from Bubba Leonard to Gebara.

Andy Nelson took a pitchout four yards for the final Memphis touchdown in the opening minutes of the fourth period. Leonard converted the PAT after the third and fourth touchdowns.

East Tennessee State College's last touchdown came midway in the fourth period when quarterback Joe Dixon ran in from one yard out.

The Tigers ended the season with a 5-4-1 record, while East Tennessee State College dropped to a 4-5 mark.

SCORING SUMMARY

Memphis State	6	0	20	6	—	32
East Tennessee	6	0	0	6	—	12
<i>Attendance: 700; Weather: Snow/Sleet</i>						

ETSC	(1st)	Lindsey 14 yd pass from Tippett (PAT failed)
MSC	(1st)	Schmidt 2 yd run (PAT failed)
MSC	(3rd)	Brooks 45 yd run (PAT failed)
MSC	(3rd)	Gebara 1 yd run (Leonard kick)
MSC	(3rd)	Gebara 64 yd run (Leonard kick)
MSC	(4th)	Nelson 4 yd run (PAT failed)
ETSC	(4th)	Dixon 1 yd run (PAT failed)

TEAM STATISTICS

	MSC	ETSC
First Downs	14	12
Yards Rushing	282	158
Yards Passing	128	101
Total Yards	410	259
Total Offensive Plays	NA	NA
Passes (C-A)	3-6	7-12
Punts	4-38.9	6-30.5
Fumbles	2-2	5-5
No. of Interceptions	2	0
Penalties	6-30	4-20
3rd Down Conversions	NA	NA
Sacks By	NA	NA


INDIVIDUAL LEADERS

Rushing:	MSC-Brooks 1-45 ETSC-N/A
Passing:	MSC-Leonard 3-6-128, ETSC-Tippett 7-12-21
Receiving:	MSC-Gebara 1-64 ETSC-N/A
Interceptions:	MSC-2 ETSC-0



Halfback Andy Nelson served as team co-captain and helped the 1956 Tigers to their first postseason victory in the Burley Bowl.

MEMPHIS STATE 28
SAN JOSE STATE 9
 ROSE BOWL (104,091)
 DECEMBER 18, 1971



PASADENA, Calif. — A hard-nosed defense that caused numerous San Jose State mistakes and an explosive offense that capitalized on those miscues led the Tigers to a 28-9 Pasadena Bowl rout over the Spartans, before a sparse crowd of 15,244 in the Rose Bowl.

Memphis State, making its first major bowl appearance, trailed 3-0 early in the opening period until a blocked punt by Tom Carlsen, who was named the bowl's Defensive Player of the Game, gave the Tigers a lead they never relinquished.

The Tigers received the opening kickoff, and after failing to move the ball, were forced to punt from their own 26-yard line. The Spartans drove the ball 19 yards and attempted a 42-yard field goal that fell short and was returned by the Tigers.

Following another failed drive, San Jose State moved the ball to the Memphis 16-yard line before kicker Larry Barnes connected on a 33-yard field goal. It was San Jose State's only lead of the contest.

With 50 seconds remaining in the first quarter, Spartans punter John McMillan stood at his own 15-yard line. Carlsen, a Tigers defensive back, blocked McMillan's punt and fell on the loose ball in the end zone for the score. Hal McGeorge added the point after, and Memphis had a 7-3 lead.

The Tigers defense gained an air of confidence and stopped San Jose State on the ensuing series. Following a short Spartans punt, the Tigers took over at midfield.

With quarterback Al Harvey leading the offensive attack, the Tigers moved into scoring position. A 13-yard pass from Harvey to Dornell Harris, who was named the bowl's Offensive Player of the Game,

and runs by Harvey, Skeeter Gowen and Paul Wilson set up the Tigers at the 9-yard line. Harvey gobbled up the final nine yards on a run around right end. The 65-yard drive early in the second period gave Memphis a 14-3 lead at intermission.

The Tigers kicked off to begin the second half. San Jose State did not move the ball on its opening drive of the second half, but but got a quick second chance when Gowen fumbled on Memphis' first offensive play. Bill Brown recovered on the Tigers 24 and Memphis' 14-3 lead looked precarious. The Spartans moved to the Memphis 2-yard line, where on fourth down, the Tigers defense buckled down and stopped Spartans running back Joe Hicks at the line of scrimmage. The defensive stand ended San Jose State's only real threat of the second half.

The third period featured strong defensive play from both teams, and when the quarter ended, the score remained 14-3 in favor of the Tigers.

The final stanza opened with San Jose State with the ball, but an interception and 27-yard return by the Tigers' David Johnson, his second of the game, put the ball at the Spartans 18-yard line. Memphis' Gowen wasted no time and raced 18 yards to the end zone on the first play from scrimmage for a score. The scoreboard then read 21-3 in the Tigers' favor.

Lightning struck immediately for Memphis. On the Spartans' first play following the Tigers score, back Larry Lloyd fumbled and Memphis' Carl Taylor recovered.

Five plays later, Tigers fullback Clifton Taylor punched the ball in from the 1-yard line, and Tigers fans rejoiced a 28-3 lead and with 10 minutes remaining.

Frustration mounted for San Jose State as the Memphis defense continued its strong play. Forced to pass the ball with time running out, Tigers cornerback Walter Daggett recorded Memphis' fourth interception of the game to halt another Spartans' drive.

San Jose State's only touchdown of the game was set up when a Memphis special teams snap sailed over punter John Kidwell's head and was recovered at the Memphis 20-yard line. A Brad Metheany 1-yard quarterback keeper with 36 seconds left in the contest was the Spartans' only touchdown. The extra point attempt was wide to the left.

The victory over San Jose State marked the second bowl win for the Tigers in school history. The game also marked the end of an era in Tigers football history. Head coach Billy J. Murphy stepped down from his coaching position following the bowl win and dedicated his time to being the University's athletics director. The former Marine compiled a record of 91-44-1 over his 14 seasons as head coach at Memphis.

SCORING SUMMARY

Memphis State 7 7 0 14 — 28
 San Jose State 3 0 0 6 — 9
 Attendance: 15,244
 Weather: temp 72 degrees, sunny and clear, wind - none

SJSU (11:01, 1st) Barnes 33 yd FG
 MSU (0:50, 1st) Carlsen blocked punt recovery in end zone (McGeorge kick)
 MSU (12:28, 2nd) Harris 9 yd run (McGeorge kick)
 MSU (12:14, 4th) Gowen 18 yd run (McGeorge kick)
 MSU (10:04, 4th) Taylor 1 yd run (McGeorge kick)
 SJSU (0:36, 4th) Metheany 1 yd run (kick failed)

TEAM STATISTICS


	MSU	SJSU
First Downs	15	11
Rushes-Yds.	53-208	47-187
Passing Yds.	41	81
KO Returns-Yds.	2-41	5-82
Passes (C-A-I)	3-13-2	6-19-4
Punts-Avg.	7-39.0	6-35.7
Fumbles-Lost	5-1	3-1
Penalties-Yds.	3-35	9-85
Time of Possession	N/A	N/A
Sacks by	N/A	N/A

INDIVIDUAL LEADERS

Rushing: MSU-Harris 10-87-1, Gowen 10-63-1, Jamieson 10-32-0, Quintel 2-22-0, Harvey 10-31-0, Wilson 3-15-0; SJSU-Brice 12-54-0, Hicks 12-52-0, Lloyd 5-25-0.
Passing: MSU-Harvey 3-9-0-41-0, Robinson 0-4-2-0-0; SJSU-McMichael 5-16-3-67-0, Metheany 1-3-1-14-0.
Receiving: MSU-Davis 1-24-0, Harris 1-13-0, Taylor 1-6-0; SJSU-Brice 3-48-0, Alley 2-19-0, Ellis 1-14-0.
Interceptions: MSU-Johnson (2), Carlsen, Daggett; SJSU-Scott, Duncan.

NEW ORLEANS BOWL • 2003

MEMPHIS	27
NORTH TEXAS	17
LOUISIANA SUPERDOME (69,767)	
DECEMBER 16, 2003	



NEW ORLEANS, La. — The nation's longest bowl drought of 32 years ended in a big way for the University of Memphis. The Tigers, which had not participated in a bowl game since 1971, received a bid to the 2003 New Orleans Bowl and faced Sun Belt Conference champion North Texas.

The city of Memphis was electrified. Excitement abounded and the Tigers faithful bought tickets and prepared for the trip to the "Big Easy."

Playing in the first bowl game of the 2003 postseason and before a national television audience on ESPN, the Tigers' biggest challenge was to stop one of college football's top running backs in North Texas' Patrick Cobbs. And, Memphis was without its top offensive weapon, tailback DeAngelo Williams, as the result of a late-season injury.

Gameday arrived Dec. 16, and Memphis won the coin toss and deferred to the second half, giving the Mean Green the ball to open the game.

On the opening drive, North Texas gave the ball to Cobbs six times, but was forced to call on kicker Nick Bazaldua when the drive stalled at the Tigers 30-yard line. Bazaldua booted a 47-yard field goal for a 3-0 lead.

But, this night belonged to the bowl-hungry Tigers, and the North Texas lead was short-lived.

After Memphis receiver Chris Kelley returned the kickoff to the Tigers 34-yard line, junior quarterback and New Orleans native Danny Wimprine took over.

When rushes by Darron White and Derron Parquet failed to gain yardage, Wimprine went up top and connected with wideout Darren Garcia for 63 yards

to the North Texas 6-yard line. Three plays later, Wimprine kept the ball and raced seven yards into the end zone for the go-ahead score.

The Tigers defense, having had a taste of the North Texas offense, returned to the field determined to shut down the Mean Green. Three plays later, punter Brad Kadlubar kicked the ball back to the Tigers.

But, possible disaster struck on the Tigers' next possession as Parquet was knocked out of the game with a shoulder injury. Memphis was forced to put the ball in the hands of walk-on back Lakendus Cole.

Midway through the second quarter, North Texas punted, and the Tigers offense got the ball at the Memphis 24. Powered by the running of Cole and the passing of Wimprine, the Tigers drove the ball to the Mean Green 10-yard line, where Wimprine found Kelley in the end zone for the team's second score. Stephen Gostkowski added the PAT for a 14-3 Tigers' lead.

Lightning struck again for the Tigers. On the ensuing kickoff, Memphis' Shaka Hill stripped the ball from returner Kevin Moore, and Cato Mott recovered at the North Texas 8-yard line. After three plays, Gostkowski was connected on a 21-yard field goal for a 17-3 advantage Memphis took to the half.

The game's third stanza was a defensive battle, and both teams were unable to move the ball until the two-minute mark.

The Mean Green, starting near midfield, marched 58 yards in six plays with Cobbs going the final 35 yards for their first touchdown. Suddenly, the Memphis lead was cut to 17-10 as the third quarter ended.

Memphis regained its composure and took control of the game in the fourth quarter. And, it started early in the final period.

At the 12:28 mark of the fourth quarter, Memphis took over at its own 38-yard line. Wimprine hit White for 20 yards, and Robert Douglas gained three on his first carry of the game. After a North Texas facemask penalty, Cole had gains of two yards and 14 yards to the Mean Green 5-yard line. On 2nd-and-goal, Cole burst up the middle for the touchdown and a 24-10 lead. It was Cole's first collegiate touchdown and put the game out of reach.

North Texas scored again on Cobb's run of two yards with 2:26 on the clock, but it was too little, too late.

The Tigers scored on their next possession to ice the victory. With Cole gaining yards on the ground and Wimprine connecting with receivers Mario Pratcher and John Doucette, Memphis moved

SCORING SUMMARY

Memphis	7	10	0	10	—	27
North Texas	3	0	7	7	—	17

Attendance: 25,184

Weather: temp 72 degrees indoor, wind - none

UNT	(9:44, 1st)	Bazaldua 47 yd FG
UM	(6:57, 1st)	Wimprine 7 yd run (Gostkowski kick)
UM	(4:58, 2nd)	Kelley 10 yd pass from Wimprine (Gostkowski kick)
UM	(3:39, 2nd)	Gostkowski 21 yd FG
UNT	(00:13, 3rd)	Cobbs 35 yd run (Bazaldua kick)
UM	(9:08, 4th)	Cole 5 yd run (Gostkowski kick)
UNT	(7:13, 4th)	Cobbs 2 yd run (Bazaldua kick)
UM	(2:26, 4th)	Gostkowski 42 yd FG

TEAM STATISTICS

	UM	UNT
First Downs	15	11
Rushes-Yds.	45-88	33-122
Passing Yds.	254	152
KO Returns-Yds.	4-69	4-61
Passes (C-A-I)	17-24-0	9-21-0
Punts-Avg.	6-38.7	8-37.3
Fumbles-Lost	0-0	1-1
Penalties-Yds.	9-57	6-61
Time of Possession	34:08	25:52
Sacks by	3-13	1-1

INDIVIDUAL LEADERS

Rushing:	UM-Cole 27-62-1, Parquet 3-9-0, White 4-8-0, Wimprine 6-17-1, Avery 2-3-0, Douglas 1-3-0; UNT-Cobbs 23-110-2, Branch 2-10-0, Hall 8-2-0.
Passing:	UM-Wimprine 17-23-0-254-1; UNT-Hall 9-21-0-152-0.
Receiving:	UM-D.White 3-34-0, Scott 1-8-0, Garcia 2-109-0, Pratcher 2-62-0, Avery 3-14-0, Doucette 2-14-0, Kelley 1-10-1, Cole 3-3-0; UNT-Quinn 4-56-0, Branch 3-50-0, Blount 2-46-0.
Interceptions:	UM-0; UNT-0


within field goal range, and Gostkowski's 42-yard field goal gave Memphis a 27-17 lead and started the celebration in both New Orleans and the Bluff City.

As the final seconds ticked off the clock, the players gave head coach Tommy West a cooler bath and then carried him onto the field on their shoulders.

New Orleans Bowl director Ron Maestri presented the Tigers the championship trophy at midfield, and Wimprine was named the game's MVP.

Cole was presented the game ball by West after rushing for 62 yards and one score in a reserve role.

BOWLING GREEN 52
MEMPHIS 35
 LADD PEEBLES STADIUM (40,646)
 DECEMBER 22, 2004



MOBILE, Ala. — In an aerial battle before a rain-drenched 29,500 at Ladd-Peebles Stadium, Memphis' Danny Wimprine and Bowling Green's Omar Jacobs put on a show for the ESPN national television audience. In the end, Jacobs won the shootout in leading the Falcons to a high-scoring 52-35 GMAC Bowl victory over the Tigers.

Jacobs, the GMAC Bowl MVP, connected on 26-of-44 passes for 365 yards and five touchdowns. Not to be outdone, Wimprine was just as impressive. The Memphis senior quarterback was 26-of-39 passing for 324 yards and four touchdowns. Each signal-caller had one interception.

Wimprine and Jacobs received help from each team's running game. For the Tigers, DeAngelo Williams, the Conference USA Offensive Player of the Year, carried the ball 18 times for 120 yards, including an impressive 31-yard touchdown run in the second quarter. Williams missed the final quarter after breaking his right fibula in the third period. P.J. Pope aided the Falcons' cause with 151 rushing yards on 28 carries and two scores.

The offensive fireworks started almost from the opening kickoff. After Bowling Green held the Tigers on their first possession, the Falcons took over on their own 41. Nine plays later, Pope found the end zone from a yard out for a 7-0 Bowling Green lead.

However, the Falcons were not done. On the ensuing kickoff, Bowling Green pulled some trickery out of the playbook early with an onside kick. The Falcons recovered the kick, and the Bowling Green

offense was back in business. Jacobs directed a four-play, 52-yard drive in only 45 seconds to give the Falcons a 14-0 lead just over five minutes into the contest. The score came when Jacobs connected with Charles Sharon on 18 yards out.

Memphis got its second possession of the game and took little time cutting the Bowling Green lead in half. The Tigers went 80 yards in seven plays, and the drive culminated in a Wimprine-to-John Doucette 42-yard touchdown toss with 6:51 left in the first quarter.

With the game taking on a back-and-forth nature, the Falcons answered immediately. Jacobs led Bowling Green on a six-play, 68-yard drive over the next 2:05 to put the Falcons ahead 21-7. Jacobs hooked up with Sharon for a 36-yard scoring toss.

In the second quarter, the Tigers scored 17 seconds into the period on a Wimprine 60-yard pass to Chris Kelley. The score began a five-touchdown quarter that ended with the Falcons holding a 35-28 halftime lead.

Memphis pulled even at 28-all on a Williams' 31-yard touchdown scamper with 3:37 left. Bowling Green, though, had one final answer before halftime. Jacobs threw his fourth touchdown pass of the first half when he found Steve Sanders in the end zone with only :37 on the clock. The score gave the Falcons a 35-28 lead and the momentum heading into the second half.

After the break, Bowling Green took control of the game. The Falcons scored the lone touchdown in the third quarter -- Jacob's fifth touchdown pass -- and added 10 points in the final quarter before Memphis' last score with under five minutes to play for the 52-35 final.

Tim Goodwell finished the game with 10 total tackles (five solo), two TFL and a quarterback sack to lead the Tigers defense. Jovon Burkes led the Bowling Green defense with 11 hits (six solo) and two TFL.

Wimprine went over 10,000 yards passing and finished his career with nearly every Memphis passing record. The Tigers quarterback topped the record book for career passing yards (10,215), completions (808), attempts (1,469) and touchdowns (81).

Before his third quarter injury, Williams went over 4,000 career rushing yards. The 100-yard GMAC Bowl performance was the 24th 100-yard rushing game of his career.

SCORING SUMMARY

Bowling Green	21	14	7	10	—	52
Memphis	7	21	0	7	—	35

Attendance: 29,500

Weather: temp 61 degrees, wind - SSE9, clouds and rain

BGSU	(10:24, 1st)	Pope 1 yd run (Suisham kick)
BGSU	(9:37, 1st)	Sharon 18 yd pass from Jacobs (Suisham kick)
UM	(6:51, 1st)	Doucette 18 yd pass from Wimprine (Gostkowski kick)
BGSU	(4:39, 1st)	Sharon 36 yd pass from Jacobs (Suisham kick)
UM	(14:43, 2nd)	Kelley 60 yd pass from Wimprine (Gostkowski kick)
BGSU	(9:54, 2nd)	Sanders 31 yd pass from Jacobs (Suisham kick)
UM	(6:41, 2nd)	Avery 38 yd pass from Wimprine (Gostowski kick)
UM	(3:37, 2nd)	Williams 31 yd run (Gostkowski kick)
BGSU	(0:37, 2nd)	Sanders 17 yd pass from Jacobs (Suisham kick)
BGSU	(3:18, 3rd)	Pope 13 yd pass from Jacobs (Suisham kick)
BGSU	(14:09, 4th)	Suisham 37 yd FG
BGSU	(8:01, 4th)	Pope 1 yd run (Suisham kick)
UM	(3:48, 4th)	Doucette 14 yd pass from Wimprine (Gostkowski kick)

TEAM STATISTICS


	BGSU	UM
First Downs	29	21
Rushes-Yds.	43-193	27-90
Passing Yds.	365	324
KO Returns-Yds.	1-26	3-57
Passes (C-A-I)	26-44-1	26-39-1
Punts-Avg.	4-31.8	6-32.8
Fumbles-Lost	1-1	2-1
Penalties-Yds.	2-14	4-28
Time of Possession	33:23	26:37
Sacks By	0-0	2-17

INDIVIDUAL LEADERS

Rushing:	UM-Williams 18-120-1, Doss 5-7-0; BGSU-Pope 28-151-2, Lane 5-36-0, Jacobs 7-9-0, Magner 1-3-0.
Passing:	UM-Wimprine 26-39-4-324-1; BGSU-Jacobs 26-44-5-365-1.
Receiving:	UM-Gideon 6-38-0, Kelley 4-108-1, Avery 3-51-1, Doucette 2-56-2, White 2-32-0, Davis 2-16-0; BGSU-Magner 9-68-0, Sanders 7-123-2, Sharon 5-117-2, Hawkins 2-25-0.
Interceptions:	UM-1; BGSU-1

MOTOR CITY BOWL • 2005

MEMPHIS	38
AKRON	31
FORD FIELD (50,616)	
DECEMBER 26, 2005	



DETROIT, Mich. — It was the holiday season, and the Memphis Tigers football team gave its fans a Merry Christmas — even though it came a day later. Behind a DeAngelo Williams 238-yard rushing performance and three Stephen Gostkowski field goals, the Tigers posted their second postseason victory in three seasons with a 38-31 win over Akron in the 2005 Motor City Bowl. The game was played at Ford Field, the site of the NFL's 2006 Super Bowl in early February.

Williams, who was named the Motor City Bowl MVP, compiled his bowl record-setting 238 yards on 31 carries and scored three touchdowns. Gostkowski hit field goals of 32, 25 and 50 yards, and the 50-yard effort set a Motor City Bowl mark.

The game started gave no indication it would end up being a 38-31 shootout. The Memphis offense sputtered at the start, and the Tigers relied on their defense and punter Michael Gibson's foot. The Tigers defense allowed the Zips only three points, despite having two first-quarter drives deep in Memphis territory. Akron scored the field goal on its second drive, but on the first trip across the 50-yard line, the Zips' series was halted at the Memphis 25 when Tim Goodwell and Rod Smith stopped Brett Biggs on 4th-and-1. Gibson played just as important a role in the first quarter with two long punts — 51 and 49 yards — that pinned Akron inside its own 10-yard line both times.

After watching the defense keep the Tigers in the game in the first quarter, the Memphis offense got on track in the second frame. Williams, who gained only 19 yards in the first quarter, picked it up on the Tigers' first scoring drive with 34 yards on the ground. Tigers quarterback

Maurice Avery also found his groove in the second quarter, hitting Ernest Williams on a 42-yard strike to the Akron 23. Four plays later, Gostkowski connected on a 32-yard field goal to tie the contest at 3-all.

The Tigers kept it going. The defense held the Zips to 3-and-out on their next series, and the Memphis offense continued to roll. On the first play of the ensuing drive, Avery found his target in Ryan Scott for a 50-yard gain to the Akron 2-yard line. Williams then pushed the ball across the goal line for the first Memphis lead of the game. After Gostkowski's PAT, the Tigers led 10-3.

With just over four minutes left before halftime, Akron got the ball with an opportunity to cut into the Tigers lead, but it didn't happen. The Tigers offense took over with 2:30 on the clock and took advantage of another scoring chance. After two rushes netted a minus-3 yards, Avery took back to the air and again hit Scott for a long gain — this time, 48 yards — to the Akron 27. From there, the Tigers moved the ball to the Zips 7, where Gostkowski hit his second field goal for a 13-3 halftime lead.

The early portion of the second half looked no different for the Akron offense. Stymied by the Tigers in the first half, the Zips were unable to get past their own 40-yard line on the first two possessions. Aided by two Akron defensive pass interference calls, the Tigers moved down to the Akron 2, where Williams scored his second touchdown for a 20-3 Memphis lead.

With only three minutes left in the third quarter and down 20-3, the Zips scored via the air on the ensuing drive. Zips quarterback Luke Getsy was 6-of-7 passing for 80 yards on the series that resulted in a 46-yard scoring strike to Jabari Arthur to cut the Tigers' lead to 20-10.

The game moved into the fourth quarter, and the shootout began. Gostkowski got it started with a 50-yard field goal for a 23-10 Tigers lead. Akron responded with a quick three-play, 80-yard drive to cut the Memphis lead to 23-17. The big play was a Getsy-to-Biggs 72-yard scoring strike.

The Tigers then answered with their own big play in the form of Williams. With the Zips closing in and also gaining momentum, Memphis' All-America running back took a handoff and raced 67 yards to the Akron 2. On the next play, Williams scored his third touchdown. Avery added the two-point conversion for a 31-17 Memphis advantage. The Tigers added another score on an Ernest Williams 5-yard run to increase the lead to 38-17 with only 6:38 left.

However, the Zips did not quit. Akron scored two touchdowns in under six minutes to pull to within seven at 38-31

SCORING SUMMARY

Memphis	0	13	7	18	—	38
Akron	3	0	7	21	—	31
Attendance: 50,616						

UA	(00:40, 1st)	Swiger	43 yd FG
UM	(7:02, 2nd)	Gostkowski	32 yd FG
UM	(4:08, 2nd)	Williams	1 yd run (Gostkowski kick)
UM	(00:18, 2nd)	Gostkowski	25 yd FG
UM	(3:02, 3rd)	Williams	2 yd run (Gostkowski kick)
UA	(00:46, 3rd)	Arthur	46 yd pass from Getsy (Swiger kick)
UM	(12:04, 4th)	Gostkowski	50 yd FG
UA	(11:03, 4th)	Biggs	72 yd pass from Getsy (Swiger kick)
UM	(10:41, 4th)	Williams	2 yd run (Avery rush)
UM	(3:09, 4th)	E. Williams	5 yd run (Gostkowski kick)
UA	(1:46, 4th)	Hixson	14 yd pass from Getsy (Swiger kick)
UA	(0:55, 4th)	Arthur	19 yd pass from Getsy (Swiger kick)

TEAM STATISTICS

	UM	UA
First Downs	21	24
Rushes-Yds.	58-346	23-47
Passing Yds.	170	455
KO Returns-Yds.	3-97	2-39
Passes (C-A-I)	7-14-0	34-59-0
Punts-Avg.	5-45.6	8-40.5
Fumbles-Lost	1-1	0-0
Penalties-Yds.	7-62	10-61
Time of Possession	29:48	30:12
Sacks By	3-22	0-0

INDIVIDUAL LEADERS

Rushing:	UM-Williams 31-238-3, Doss 9-56-0, E. Williams 3-18-1; UA-Briggs 14-46-0, Kennedy 3-13-0, McDaniel 1-5-0.
Passing:	UM-Avery 7-13-0-170-0, Scott 0-1-0-0-0; UA-Getsy 34-59-4-455-0.
Receiving:	UM-Scott 3-103-0, E. Williams 1-42-0; UA-Arthur 8-180-2, Briggs 4-79-1, Kasparek 6-70-0, Hixson 7-63-1.
Interceptions:	UM-0; UA-0

with only 50 seconds left. The Zips' first drive took nearly five minutes, and ended when Getsy hit Domenik Hixon from 14 yards out. The Akron special teams then executed a perfect outside kick, and recovered the ball at midfield with 1:45 left. One minute later, Getsy connected with Arthur for a 19-yard touchdown pass to cut the Tigers lead to 38-31.

The Zips tried their magic one more time, but this time, the Tigers special teams recovered the outside kick, and Memphis ran out the clock for the win.

Goodwell, who received the UAW Lineman Award, led the Tigers defense with 12 tackles, five TFL and two sacks.

FLORIDA ATLANTIC 44
MEMPHIS 27
 LOUISIANA SUPERDOME (68,500)
 DECEMBER 21, 2007



NEW ORLEANS, La. — Four out of five. Let's say it again! For the fourth time in the last five seasons, the Memphis Tigers football team earned a postseason bowl berth.

Despite their 44-27 setback to Florida Atlantic in the 2007 R+L Carriers New Orleans Bowl, the Tigers and their fans had a lot to be proud of when looking at the entire 2007 campaign. The season began with a tough start, but Memphis caught its stride in late October and rode that wave to a fourth bowl game under head coach Tommy West.

Let's take a quick review:

- A bowl looked like a distant dream after a 2-4 start to the season.
- The schedule took on a major shift when the Sept. 8 game at Arkansas State was postponed due to inclement weather. The contest was moved to Sept. 27, making the Tigers play three games in 11 days.
- After losing the first two games in the rugged three-games-in-11-days stretch, the Tigers suffered an even greater loss on the night of Sept. 30 when defensive lineman Taylor Bradford was shot and later died. After two days of emotional outpouring, the Memphis players took the field arm-in-arm for its Conference USA home opener versus Marshall. The Tigers won the game 24-21.
- With a home loss to Middle Tennessee in mid-October, bowl hopes were all but lost with three of the next four C-USA games on the road.
- As was the trend in the West era, the Tigers did not fold. Memphis won all three league road games (at Rice, Tulane and Southern Miss) in that stretch and repositioned itself in the bowl picture.

• The Tigers sealed the bowl invitation with back-to-back home wins over UAB and SMU to close the regular season.

So, you ask, what did the Tigers accomplish?

- A winning record for the fourth time in the last five years (2003-07). The last time Memphis did that was from 1973-77 when the Tigers had five-straight winning seasons.
- Six conference wins, the most league victories in school history.
- A second-place C-USA East Division finish, the second in three years.
- A fourth bowl in the last five years, the first time for a stretch like that in school history.

Granted, the bowl setback to Florida Atlantic put a small bitter taste in the mouths of the Tigers, but Memphis' "never-give-up" attitude kept them in the game until the end despite several injuries that sidelined key Tigers. Kicker Matt Reagan left the game with a concussion, and receiver Maurice Jones was sidelined with a dislocated hip. In addition, T.J. Pitts broke his ankle and quarterback Martin Hankins was knocked out of the game with a knee injury in the third quarter.

Before a crowd of 25,146 at the Louisiana Superdome, seniors Joseph Doss and Hankins went out in style with solid performances. Hankins was 25-of-39 passing for 281 yards and three scores, and Doss rushed for 91 yards on 20 carries and caught a team-high five passes for 42 yards.

With his 281 yards passing, Hankins set the Memphis single-season mark with 3,220 yards. He also set season records for completions (261) and touchdowns (25). For his career, Hankins totaled 5,770 yards, 43 touchdowns and 487 completions — all second to Danny Wimprine.

In the game, Hankins' favorite targets were Carlos Singleton (4 receptions/63 yards/1 TD) and Duke Calhoun (4 catches/40 yards). With their receptions, both Singleton and Calhoun extended streaks. Singleton extended his streak to 21 games with a reception, while Calhoun has caught a pass in all 24 of his collegiate games.

After a first quarter warm-up with Florida Atlantic leading 17-7, the teams combined for 26 points in the second period. Two Joey Mack field goals kept the Tigers close, but the Owls answered with touchdowns for a 30-13 lead. However, Memphis closed the gap to 30-20 just before the half when Hankins hit Earnest Williams from 19 yards out.

Following halftime, Memphis cut further into the Florida Atlantic lead. A Hankins-to-Singleton six-yard scoring connection sliced the Owls' lead to 30-27 with 9:30 left in the third quarter. However, Florida Atlantic scored the final two touchdowns for the 44-27 final.

Punter Brent Sutherland set a New Orleans Bowl record with a 70-yard punt

SCORING SUMMARY

Memphis	7	13	7	0	—	27
FAU	17	13	7	7	—	44

Attendance: 25,146

FAU	(12:03, 1st)	Pierre 4 yd pass from Smith (Leroy kick)
UM	(9:20, 1st)	Russell 8 yd pass from Hankins (Reagan kick)
FAU	(7:23, 1st)	Leroy 22 yd FG
FAU	(5:00, 1st)	Edgecomb 29 yd pass from Smith (Leroy kick)
UM	(12:12, 2nd)	Mack 38 yd FG
FAU	(10:25, 2nd)	Bonner 16 yd pass from Smith (Leroy kick)
UM	(5:55, 2nd)	Mack 35 yd FG
FAU	(3:34, 2nd)	Rose 4 yd pass from Smith (Leroy kick failed)
UM	(00:52, 2nd)	Williams 19 yd pass from Hankins (Mack kick)
UM	(9:30, 3rd)	Singleton 6 yd pass from Hankins (Mack kick)
FAU	(1:39, 3rd)	Harmon 16 yd pass from Smith (Leroy kick)
UA	(9:12, 4th)	Edgecomb 4 yd run (Leroy kick)

TEAM STATISTICS

	UM	FAU
First Downs	24	25
Rushes-Yds.	32-117	33-115
Passing Yds.	281	350
Passes (C-A-I)	26-46-0	26-33-1
Fumbles-Lost	0-0	0-0
Penalties-Yds.	5-45	5-29
Punts-Avg.	7-38.7	3-35.7
Punt Returns-Yds.	0-0	2-34
KO Returns-Yds.	8-153	6-182
Time of Possession	31:11	28:49
Sacks By	1-8	1-2

INDIVIDUAL LEADERS


Rushing:	MEM-Doss 20-100-0, Hankins 2-12-0, Malouf 2-11-0. FAU-Pierre 11-49-0, Clayton 4-32-0, Edgecomb 5-23-1, Rose 5-22-0.
Passing:	MEM-Hankins 25-39-281-3-0, Hudgens 1-5-0-0-0. FAU-Smith 25-32-336-5-1.
Receiving:	MEM-Doss 5-42-0, Singleton 4-63-1, Russell 4-45-1, Calhoun 4-40-0, Williams 3-37-1. FAU-Harmon 7-97-1, Rose 6-52-1, Jean 4-73-0, Gent 3-52-0, Bonner 2-27-1, Pierre 2-6-1, Edgecomb 1-29-1.
Interceptions:	MEM-Mathis 1-34. FAU None.

in the fourth quarter. He finished the game with six punts for a 45.2 average.

Clinton McDonald led the Memphis defense with eight total tackles, while Jeremy Rockette and LaKeitharun Ford each had seven hits. McDonald also had one quarterback sack and two TFL. LeRico Mathis recorded his third interception of the season, tying him for team-high honors with Brandon Patterson.

ST. PETERSBURG BOWL • 2008

MEMPHIS	14
USF	41
TROPICANA FIELD (33,000)	
DECEMBER 20, 2008	



ST. PETERSBURG, Fla. — This was the bowl game head coach Tommy West wanted for his program. Sure, he and his Tigers enjoyed their bowl trips four of the previous five years. But, this invitation to the inaugural magicJack St. Petersburg Bowl was — in West’s eyes — an opportunity to see where Memphis stood on the national scene, no matter the game’s outcome.

The bowl game had Memphis playing its first BCS league foe in school postseason history, as the Tigers faced the USF Bulls. While the previous bowl trips were important in their own right, West believed this bowl would set the course for the direction of the program’s future.

The Bulls won the game 41-14 before a predominantly pro-USF crowd of 25,205 at Tropicana Field, home of the MLB American League champion Tampa Bay Rays. The appearance at Tropicana Field made history for the Tigers, as it was the first time Memphis played in a Major League Baseball stadium.

As for the game, it pitted one of the nation’s best rushing offenses (Memphis) against one of the country’s top rushing defenses (USF), and on this day, the defense won the battle. The Tigers entered the contest averaging over 200 yards via their ground game, but the Bulls had the nation’s ninth-best rushing defense and it showed. USF held Memphis to only 66 yards on 30 carries, and Tigers running back Curtis Steele, a 1,000-yard rusher, gained most of those with 48 yards on 12 rushes.

While the Bulls defense shut down the Memphis offense, the Tigers defense had no answer for USF quarterback Matt Grothe, who was named the bowl game’s MVP. Grothe was 17-of-24 passing for 236

yards and three touchdowns and rushed for 83 yards on 15 carries. He also had one reception for 14 yards. Grothe did all of his damage in the first three quarters, as he sat out the final period.

The Bulls got started early and never looked back. On the game’s opening kickoff, USF’s Dontavia Bogan took Matt Reagan’s kickoff at the 1-yard line and returned it 56 yards to the Memphis 43. Three plays later, the Bulls were on the board when Grothe hit Taurus Johnson with a 28-yard scoring strike for a 7-0 lead. The USF scoring drive only took 1:02 off the clock.

Later in the first period, USF struck again on a short six-play drive. Grothe was 3-of-3 passing for 57 yards in putting the Bulls at the Memphis 4-yard line. From there, Ben Williams gained the final four yards and increased the USF lead to 14-0.

However, West’s Tigers did not go away. On the ensuing drive, Memphis marched 73 yards on six plays and cut the USF advantage in half at 14-7. The drive only took 2:19, and it ended when Tigers quarterback Arkelon Hall hit pay dirt from three yards out.

The Bulls, though, took the momentum back on their next possession. After striking quickly on its first two scoring drives, USF put together a lengthy 14-play, 63-yard possession that ended in a Maikon Bonani 23-yard field goal for a 17-7 advantage. The drive took 5:51 off the clock.

After holding the Tigers on their next possession, USF had another five-minute scoring drive — this time, 5:24 — that culminated in a Grothe-to-Ben Busbee 13-yard touchdown connection to give the Bulls a 24-7 lead with only 4:15 left before halftime.

Again, the Tigers mounted a response. With a little over four minutes before intermission, Memphis started on its own 20, and Hall led the way. The Tigers quarterback was 7-of-10 passing for 60 yards, including a two-yard touchdown pass to Duke Calhoun with 0:08 left in the second quarter. The score cut the USF lead to 24-14 at the break and pulled momentum back to the Tigers’ side.

That momentum, however, swung back to the Bulls in the third quarter. The USF defense held Memphis to only 60 yards on its first two second-half drives, while the Bulls offense capitalized with 10 points to increase their lead to 34-14 by the end of the third quarter. Bonani added a 37-yard field goal midway through the third quarter, and Grothe threw his third touchdown pass near the end of the period to put the contest out of reach.

The Bulls added a final touchdown early in the fourth quarter for the 41-14 final.

Hall was 15-of-31 passing for 154 yards and one score. Calhoun was the Ti-

SCORING SUMMARY				
Memphis	7	7	0	0 — 14
USF	14	10	10	7 — 41
<i>Attendance: 25,205</i>				
USF	(13:58, 1st)	Johnson 26 yd pass from Grothe (Bonani kick)		
USF	(4:28, 1st)	Williams 3 yd run (Bonani kick)		
UM	(2:09, 1st)	A. Hall 3 yd run (Reagan kick)		
USF	(11:18, 2nd)	Bonani 23 yd FG		
USF	(4:15, 2nd)	Busbee 13 yd pass from Grothe (Bonani kick)		
UM	(0:08, 2nd)	Calhoun 2 yd pass from A. Hall (Reagan kick)		
USF	(8:36, 3rd)	Bonani 37 yd FG		
USF	(1:50, 3rd)	Bogan 24 yd pass from Grothe (Bonani kick)		
USF	(12:40, 4th)	Plancher 2 yd run (Bonani kick)		

TEAM STATISTICS		
	UM	USF
First Downs	15	29
Rushes-Yds.	30-66	49-232
Passing Yds.	172	264
Passes (C-A-I)	18-35-0	20-30-0
Fumbles-Lost	0-0	1-1
Penalties-Yds.	3-25	7-270
Punts-Avg.	8-42.1	2-36.0
Punt Returns-Yds.	0-0	5-29
KO Returns-Yds.	8-137	2-71
Time of Possession	25:16	34:44
Sacks By	3-23	1-6

INDIVIDUAL LEADERS	
Rushing:	MEM-Steele 12-48-0, Ross 7-11-0, Hall 3-6-1, Williams 1-2-0. USF-Grothe 15-83-0, Ford 8-34-0, Plancher 7-31-1, Williams 6-18-1.
Passing:	MEM-Hall 15-31-154-1-0. USF-Grothe 17-24-236-3-0.
Receiving:	MEM-Calhoun 6-39-1, Black 4-23-0. USF-Mitchell 4-60-0, Johnson 4-40-1, Bogan 3-51-1, Busbee 2-34-1.
Interceptions:	MEM-None. USF-None.

gers’ leading receiver with a game-high six catches for 39 yards and one touchdown. Brandon Patterson led the Tigers defense with nine tackles.

Grothe’s primary targets were Carlton Mitchell (60 yards) and Johnson (40 yards, 1 TD), who each had four receptions. Tyrone McKenzie led the USF defense with a game-best 11 tackles.

BYU 48
MEMPHIS 55

MARLINS PARK (20,761)
DECEMBER 22, 2014



MIAMI, Fla. — Dramatic. It’s certainly one word which epitomized Memphis’ 55-48, double-overtime win over BYU in the inaugural Miami Beach Bowl.

Memphis had to overcome five turnovers, including a BYU 19-yard interception return for a touchdown with 7:48 to play in regulation which gave the Cougars a 45-38 lead.

In the final minutes of the fourth quarter the Tigers converted two fourth-down plays. The second conversion resulted in a five-yard touchdown pass from Paxton Lynch to Keiwone Malone with 45 seconds to play to tie the game at 45-all.

In the first overtime period, Jake Elliott kicked a 54-yard field goal to tie the game at 48-all and send the contest to a second overtime. Elliott’s 54-yarder was the longest in an overtime period in FBS bowl history and also the fourth-longest in bowl history.

And after Memphis scored in the second overtime period, DaShaughn Terry intercepted a pass on BYU’s second play from scrimmage to end the game.

Quarterback Paxton Lynch equaled an NCAA bowl record for touchdowns responsible for seven and was named the Miami Beach Bowl’s Most Valuable Player.

Lynch completed 24-of-46 passes for 306 yards and four touchdowns, including the game-winning, 11-yard strike to Roderick Proctor in the end zone to cap Memphis’ second overtime series. Lynch also ran for 38 yards and three scores.

In his final game as a Tiger, Malone caught six passes for 75 yards and two touchdowns. He also had a career-long, 41-yard run in the game.

The two teams combined to run an NCAA bowl record-tying 188 offensive

plays, including 97 by the Tigers (tied for seventh-most in a bowl game), and accounted for a combined 905 yards of total offense.

Memphis twice led by 10 points in the game, the last coming with 3:45 to play in the third quarter, when Alan Cross hauled in a 17-yard touchdown pass from Lynch.

The Cougars took advantage of three fourth-quarter Memphis turnovers to go from 10 points down to leading 45-38 when Zac Stout returned his interception 19 yards for a score with 7:48 to play.

Late in the game and the Tigers trailing by seven, punter Nick Jacobs pinned BYU at its own 4-yard line. A 3-and-out series by the Cougars followed by a short punt and a nine-yard return by Joe Craig gave the Tigers the ball at the BYU 33 with 2:34 left in the fourth quarter.

Lynch and Malone first hooked up on a 4th-and-seven pass play for a 15-yard pickup to the Cougars 11. Four plays later and facing another fourth down, Lynch scrambled and Malone made a diving catch in the end zone to tie the game at 45-all in the final minute.

Trevor Samson kicked a 45-yard field goal to give BYU a 48-45 lead in the first overtime period. After Memphis’ first offensive series in overtime lost 12 yards on three plays, Elliott booted a 54-yard field goal to extend the game to another overtime.

In the second overtime period, Malone caught a 15-yard pass on second down, and following a Brandon Hayes’ four-yard run, Lynch found Proctor open in the end zone for the rookie’s first career touchdown reception.



Senior receiver Keiwone Malone caught six passes for 75 yards and two touchdowns including a five-yard TD grab on a fourth-down play late in the fourth quarter to tie the game and send it to overtime.

SCORING SUMMARY

BYU	14	14	0	17	3	3	0	—	48
MEMPHIS	17	7	14	7	10	3	7	—	55
Attendance: 20,761									
UM	(13:54, 1st)	Malone	33	yd	pass	from Lynch	(Elliott kick)		
BYU	(12:17, 1st)	Juergens	47	yd	pass	from Stewart	(Samson kick)		
UM	(9:49, 1st)	Lynch	1	yd	run	(Elliott kick)			
BYU	(7:16, 1st)	Mathews	25	yd	pass	from Stewart	(Samson kick)		
UM	(2:22, 1st)	Elliott	39	yd	FG				
UM	(12:44, 2nd)	Lynch	3	yd	run	(Elliott kick)			
BYU	(4:55, 2nd)	Leslie	23	yd	FG				
BYU	(3:11, 2nd)	Lasike	3	yd	run	(Samson kick)			
UM	(9:50, 3rd)	Lynch	1	yd	run	(Elliott kick)			
UM	(3:45, 3rd)	Cross	17	yd	pass	from Lynch	(Elliott kick)		
BYU	(11:35, 4th)	Samson	23	yd	FG				
BYU	(10:52, 4th)	Lasike	7	yd	run	(Samson kick)			
BYU	(7:48, 4th)	Stout	19	yd	INT	return	(Samson kick)		
UM	(0:45, 4th)	Malone	5	yd	pass	from Lynch	(Elliott kick)		
BYU	(1st OT)	Samson	45	yd	FG				
UM	(1st OT)	Elliott	54	yd	FG				
UM	(2nd OT)	Proctor	11	yd	pass	from Lynch	(Elliott kick)		

TEAM STATISTICS

	BYU	UM
First Downs	22	24
Rushes-Yds.	42-77	51-174
Passing Yds.	348	306
Passes (C-A-I)	23-49-3	24-46-3
Fumbles-Lost	4-1	4-2
Penalties-Yds.	7-70	6-43
Punts-Avg.	9-46.9	6-38.8
Punt Returns-Yds.	0-0	6-42
KO Returns-Yds.	6-109	8-166
Time of Possession	29:13	30:47
Sacks By	1-7	2-22

INDIVIDUAL LEADERS

Rushing:	BYU-Brown 19-79-0, Lasike 7-11-2, Juergens 1-3-0, MEM-Hayes 22-49-0, Malone 2-41-0, Lynch 13-38-3, Craft 7-28-0.
Passing:	BYU-Stewart 23-48-3-348-3, MEM-Lynch 24-46-3-306-4.
Receiving:	BYU-Mathews 9-82-1, Juergens 4-87-1, Mahina 2-54-0, Houk 2-42-0, Leslie 1-23-1, MEM-Malone 6-75-2, Hayes 4-35-0, Frazier 4-31-0, Cross 3-69-1, Mayhue 2-23-0, Montiel 2-17-0, Proctor 2-14-1.
Interceptions:	BYU-Fua 1-37-0, Pikula 1-2-0, Stout 1-19-1, MEM-McCain 1-(-2)-0, Howard 1-2-0, Terry 1-0-0.

BIRMINGHAM BOWL • 2015

MEMPHIS	10
AUBURN	31
LEGION FIELD (71,594)	
DECEMBER 30, 2015	



BIRMINGHAM, Ala. – In front of a Birmingham Bowl-record crowd of 59,430, the Memphis Tigers overcame a 10-point first-half deficit, but Auburn scored all of the game’s 21 second-half points en route to a 31-10 win at Legion Field.

The historic record-breaking season for Memphis ended with a 9-4 overall record and the program’s second-straight bowl game appearance. During the season the team set single-season records with 522 points, 64 touchdowns, 6,331 offensive yards and 322 first downs.

The record-breaking season added two more notches to its belt when Memphis recorded its 95th third-down conversion of the season, breaking the previous record set in 2007 and ended with 101 for the season. The second record came in the middle of the third quarter when the Tigers eclipsed the team single-season passing yardage mark, previously set in 2007, and now stands at 3,995.

Paxton Lynch, who set then-single-season school records for touchdown passes, passing yards and 300-yard passing games, was 17-of-38 behind center for 104 yards. The rushing attack was paced by Doroland Dorceus, who ran 10 times for 39 yards. Jarvis Cooper had five rushes for 35 yards. Mose Frazier and Phil Mayhue each hauled in four receptions, with Frazier recording a team-high 47 yards.

Memphis forced three turnovers, two on Reggis Ball interceptions, and the third on an interception from Dontrell Nelson.

Auburn used trickery on its first drive of the game, converting a fake punt for a 37-yard pass to the Memphis 3-yard line. However, the defense tightened and did

not allow another positive yard, forcing the Tigers to a 20-yard field goal for a 3-0 lead.

On its second drive of the game, Auburn got a nine-yard rush from Kerryon Johnson to push Auburn’s advantage to 10-0 with just under two minutes remaining in the first quarter.

With 10:03 to play in the second quarter, Memphis kicker and Lou Groza Award finalist Jake Elliott booted a 53-yard field goal — tied for the third-longest in program history — and cut the Memphis deficit to seven at 10-3. Elliott’s 53-yard field goal set a Birmingham Bowl record for the longest field goal.

It was Elliott’s sixth career field goal of 52 yards or more, as he owns four of the five longest field goals in program history (the other is held by current New England Patriots kicker Stephen Gostkowski). Elliott’s kick also tied a school record for most field goals in a season (23), as he tied Joe Allison’s total from the 1992 season.

On Memphis’ next drive, Elliott was set to take sole possession of the field goal record, but his 34-yard attempt was blocked, keeping the Auburn advantage at 10-3 with 5:55 to play in the opening half.

After stopping Auburn on a third down near midfield, the visitors on the scoreboard attempted a fourth-down pass that was picked off by Ball for his second interception in the game. Ball returned this one 56 yards for his first collegiate touchdown and knotted the score at 10-all at halftime.

Memphis came out of the halftime break and drove 56 yards on 13 plays, moving the ball down to the Auburn 9-yard line before Lynch’s pass attempt was tipped and intercepted in the end zone.

Two possessions later, Auburn used eight plays to drive 44 yards and scored the go-ahead touchdown when quarterback Jeremy Johnson found Jason Smith out of the backfield. Smith evaded Memphis tacklers on his way to the end zone, giving Auburn a 17-10 lead near the end of the third quarter.

Auburn extended its advantage to 24-10 on the Tigers’ first play of the fourth quarter when Johnson found pay dirt from five yards out with 14:57 remaining in the contest. Following a 56-yard punt return after Memphis’ next possession, Auburn’s Javon Robinson scored his first touchdown of the game from four yards out, pushing Auburn’s lead to 21 at 31-10 with 12:57 to play.

SCORING SUMMARY

Memphis	0	10	0	0	—	10
Auburn	10	0	7	14	—	31
<i>Attendance: 59,430</i>						
AU	(8:35, 1st)	Carlson	20	yd	FG	
AU	(1:58, 1st)	Johnson	8	yd	run (Carlson kick)	
UM	(10:01, 2nd)	Elliott	53	yd	FG	
UM	(3:06, 2nd)	Ball	53	yd	int	return (Elliott kick)
AU	(3:12, 3rd)	Smith	11	yd	pass from Johnson (Carlson kick)	
AU	(14:57, 4th)	Johnson	5	yd	run (Carlson kick)	
AU	(12:57, 4th)	Robinson	4	yd	run (Carlson kick)	

TEAM STATISTICS

	AU	UM
First Downs	23	13
Rushes-Yds.	56-252	31-99
Passing Yds.	150	106
Passes (C-A-I)	10-16-3	16-37-1
Fumbles-Lost	0-0	1-0
Penalties-Yds.	3-45	6-40
Punts-Avg.	3-39.7	6-47.2
Punt Returns-Yds.	6-94	0-0
KO Returns-Yds.	1-27	1-23
Time of Possession	24:17	25:43
Sacks By	2-14	0-0

INDIVIDUAL LEADERS

Rushing:	AU-Robinson 27-126-1, Barber 12-41-0, Thomas 5-29-0, J. Johnson 3-26-1, K. Johnson 6-24-1, Smith 1-6-0, White 1-0-0, Louis 1-0-0. UM-Dorceus 11- 48-0, Cooper 4-26-0, Craft 5-12-0, Henderson 2-10-0, Frazier 3-6-0, Lynch 5-(-1)-0, Cross 1-(-2)-0
Passing:	AU-White 8-13-102-0-2, Phillips 1-1-37-0-0, Johnson 1-1-11-1-0, Smith 0-1-0-0-1. UM-Lynch 16-37-106-0-1.
Receiving:	AU-Ray 2-50-0, Stevens 2-25 0, Davis 2-7-0, Johnson 1-37-0, Louis 1-17-0, Smith 1-11-1, Barber 1-3-0. UM - Frazier 4-47-0, Mayhue 4-26-0, Jones 3-16-0, Miller 3-10-0, Henderson 1-7-0, Cross 1-0-0
Interceptions:	AU-Matthews 1-6-0. UM-Ball, 2-65-1, Nelson 1-0-0

MEMPHIS 31
WESTERN KENTUCKY 51
 FAU STADIUM (30,000)
 DECEMBER 20, 2016



BOCA RATON, Fla. – Tigers redshirt junior Anthony Miller posted his eighth 100-yard receiving game of the 2016 campaign, but it wasn't enough as the University of Memphis football squad dropped a 51-31 decision to Western Kentucky in the Boca Raton Bowl.

The Boca Raton Bowl, which was played at FAU Stadium on Florida Atlantic University's campus, was Memphis' third-straight postseason trip. It is the second time in program history the Tigers played in three-consecutive bowl games, with the first stretch being from 2003-05.

Miller finished Tuesday's contest with 151 yards on 11 catches and three touchdowns. Miller's receptions (11), receiving yards (151) and touchdowns (3) all were Memphis bowl records. His 18 points scored tied another Memphis bowl mark. The three scores also were a career single-game best for Miller. The 100-yard receiving game was the 10th of his career, tying Miller with Duke Calhoun for the most 100-yard performances in program history.

The Memphis, Tenn., native wrapped up his season totals with 95 receptions for 1,434 yards and 14 touchdowns. He now holds the top spot on all three single-season receiving charts.

Quarterback Riley Ferguson, who left the game for a series late in the third quarter, returned and ended the game 25-of-43 passing for 372 yards and four touchdowns. Ferguson's 372 yards is a Tigers bowl record and his four touchdowns tied a school bowl mark.

Ferguson's 372-yard passing performance was his seventh 300-yard game of 2016. He wrapped up the season with 3,698 passing yards, the second-most for a season in program history.

The Tigers jumped out to an early 7-0 lead on their second drive of the game. Ferguson tossed a pass to Tony Pollard in the right flat, and Pollard took it in from 45 yards out for the score.

After a Western Kentucky touchdown tied the game at 7-all, Memphis regained the advantage at 10-7 on a Jake Elliott 33-yard field goal. The score capped a nine-play, 59-yard drive.

That, however, was Memphis' final lead of the contest. The Hilltoppers outscored the Tigers 34-7 over the next two-plus quarters to take a 41-17 advantage and put the contest out of reach.

The Tigers managed to cut the Western Kentucky lead to 13 points at 44-31 after two Ferguson-to-Miller touchdown connections. The first was a 10-yard score near the end of the third quarter, and the second was a beautiful 45-yard strike to the back of the end zone in the fourth period.

The Hilltoppers responded with a final touchdown with just over two minutes left to secure the bowl victory.



Freshman Tony Pollard caught four passes for 81 yards, including a 45-yard touchdown reception for the game's opening score. Pollard also returned three kicks for 75 yards.

SCORING SUMMARY

Memphis	10	7	7	7	—	31
Western Kentucky	14	14	16	7	—	51
<i>Attendance: 24,726</i>						
UM (10:43, 1st)	Pollard	45 yd pass from Ferguson (Elliott kick)				
WKU (7:42, 1st)	Donatell	4 yd pass from White (Simcox kick)				
UM (5:38, 1st)	Elliott	33 yd FG				
WKU (1:47, 1st)	Lamp	9 yd run (Simcox kick)				
WKU (11:59, 2nd)	NORRIS	37 yd pass from White (Simcox kick)				
UM (9:00, 2nd)	Miller	7 yd pass from Ferguson (Elliott kick)				
WKU (2:16, 2nd)	Wales	2 yd run (Simcox kick)				
WKU (13:24, 3rd)	Taylor	41 yd pass from White (Simcox kick)				
WKU (7:31, 3rd)	Wales	3 yd run (Kick failed)				
UM (5:34, 3rd)	Miller	10 yd pass from Ferguson (Elliott kick)				
WKU (3:34, 3rd)	Simcox	21 yd FG				
UM (8:47, 4th)	Miller	45 yd pass from Ferguson (Elliott kick)				
WKU (2:18, 4th)	Wales	1 yd run (Simcox kick)				

TEAM STATISTICS

	UM	WKU
First Downs	27	28
Rushes-Yds.	32-73	48-262
Passing Yds.	418	336
Passes (C-A-I)	27-49-1	20-30-1
Fumbles-Lost	0-0	0-0
Penalties-Yds.	5-53	8-84
Punts-Avg.	2-39.5	3-41.0
Punt Returns-Yds.	1-2	0-0
KO Returns-Yds.	4-90	2-47
Time of Possession	23:22	36:38
Sacks By	6-24	5-31

INDIVIDUAL LEADERS

Rushing:	UM-Taylor 3-34-0, Dorceus 5-27-0, Henderson 9-13-0. WKU-Wales 35-253-3, Baker 2-9-0, Lamp 1-9-1.
Passing:	UM-Ferguson 25-43-372-4-1, Stewart 1-5-28-0-0, Mayhue 1-1-18-0-0. WKU-White 20-30-336-3-1.
Receiving:	UM-Miller 11-151-3, Pollard 4-81-1, Hurd 3-70-0, Mayhue 3-48-0, Montiel 2-34-0, Williams 2-23-0. WKU-Taylor 9-144-1, Wales 4-84-0, Norris 3-65-1, Jackson 2-26-0.
Interceptions:	UM-Nelson 1-0-0. WKU-Brown 1-8-0.

AUTOZONE LIBERTY BOWL • 2017

IOWA STATE	21
MEMPHIS	20
LIBERTY BOWL (58,318)	
DECEMBER 30, 2017	



MEMPHIS, Tenn. – It wasn't the way Tiger Nation wanted it to end. However, the 2017 Liberty Bowl wrapped up an incredible season in University of Memphis football history.

The Tigers dropped a narrow 21-20 decision to Iowa State before a Liberty Bowl Memorial Stadium crowd of 57,266, the 10th-largest in the postseason classic's history and the third-largest since the stadium went through ADA renovations in 2009.

Riley Ferguson and Genard Avery, the Memphis Most Outstanding Offensive and Defensive Players, respectively, did their parts in helping the Tigers' cause Saturday.

Ferguson was 21-of-33 passing for 286 yards and two scores. Avery had five total tackles (four solo), two sacks (19 yards) and 2.5 TFL (28 yards). The two sacks were tied for the second-most in Liberty Bowl history, and Avery's sack yardage (19) and TFL yardage (28) were the fifth-most and second-most in the classic's history, respectively.

How It Happened

- Iowa State struck first just under two minutes into the game when Kyle Kempt hit Hakeem Butler on a 52-yard scoring strike for a 7-0 Cyclones lead.
- Seven minutes later, Memphis knotted the score at 7-all when Ferguson found Anthony Miller from 10 yards out.
- The Tigers' first score came off a short field after an Iowa State miscue on special teams gave Memphis the ball at the Cyclones 40-yard line.
- Memphis nearly came up with another big play late in the second quarter, but an interception in the end zone

was overturned. Eight plays later, the Cyclones scored on a Joel Lanning two-yard TD run for a 14-7 lead.

- The Tigers answered at the halftime buzzer with a Riley Patterson 34-yard FG to cut the Iowa State lead to 14-10.
- After halftime, Memphis grabbed its first lead of the contest when Ferguson connected with Phil Mayhue on a 36-yard scoring strike for a 17-10 lead 1:38 into the third quarter.
- With five minutes remaining in the third quarter, Memphis' Curtis Akins intercepted Kyle Kempt in the end zone and returned it out to the 20-yard line. However, the pick was negated by a roughing the passer penalty.
- Two plays later, Kempt's tipped pass attempt fell into Allen Lazard's hands in the back of the end zone for a 21-17 Iowa State lead.
- On the next possession, Memphis cut the Cyclones' lead to 21-20 on a second Patterson field goal, this time from 30 yards out.
- The fourth quarter had no scoring, but a frenetic finish. With time winding out in the final period, Daniel Montgomery appeared to cross the goal line to extend the Iowa State lead to 28-20. However, Montgomery fumbled before crossing the plane, giving the Tigers one final opportunity.
- The lost fumble was Iowa State's first of the year.
- Memphis started on its own 20-yard line with 4:06 left and drove to the Iowa State 40.
- However, on a 4th-and-10, the Tigers were unable to pick up the first down to extend the drive.

SCORING SUMMARY

Iowa State	7	7	7	0	—	21
Memphis	7	3	10	0	—	20
<i>Attendance: 57,266</i>						

ISU	(13:09, 1st)	Buter 52 yd pass from Kempt (Owens kick)
UM	(6:00, 1st)	Miller 10 yd pass from Ferguson (Patterson kick)
ISU	(4:28, 2nd)	Lanning 2 yd run (Owens kick)
UM	(0:00, 2nd)	Patterson 34 yd FG
UM	(11:59, 3rd)	Mayhue 36 yd pass from Ferguson (Patterson kick)
ISU	(4:28, 3rd)	Lazard 5 yd pass from Kempt (Owens kick)
UM	(2:16, 3rd)	Patterson 30 yd FG

TEAM STATISTICS

	ISU	UM
First Downs	22	17
Rushes-Yds.	42-32	26-53
Passing Yds.	314	286
Passes (C-A-I)	24-38-0	21-33-0
Fumbles-Lost	2-1	1-0
Penalties-Yds.	3-20	5-34
Punts-Avg.	4-44.0	4-37.0
Punt Returns-Yds.	0-0	2-11
KO Returns-Yds.	3-43	3-75
Time of Possession	37:49	22:11
Sacks By	6-24	3-29

INDIVIDUAL LEADERS

Rushing:	ISU-Montgomery 24-52-0, Lanning 6-20-1, Croney 2-8-0. MEM-Taylor 17-68-0, Pollard 1-8-0.
Passing:	ISU- Kempt 24-38-314-2-0. UM-Ferguson 21-33-286-2-0.
Receiving:	ISU-Lazard 10-142-1, Butler 5-111-1, Murdock 4-38-0. MEM-Mayhue 5-85-1, Miller 4-55-1, Pollard 2-35-0, Taylor 4-34-0.



Senior Anthony Miller reaches the ball across the goal line for a first-quarter TD. Miller finished with four catches for 55 yards and one TD in his final game for Memphis.

MEMPHIS	34
WAKE FOREST	37

LEGION FIELD (71,594)

DECEMBER 22, 2018



BIRMINGHAM, Ala. — University of Memphis' Tony Pollard piled up a Birmingham Bowl record 318 all-purpose yards (109 rushing/209 kick returns), but it wasn't enough as the Tigers dropped a 37-34 decision to Wake Forest Saturday.

Pollard rushed for 109 yards and added 209 kick return yards, including a 97-yard return for a touchdown. With the kick return for the score, Pollard tied the NCAA/FBS record with his seventh career kick return to a touchdown. He shares the NCAA/FBS mark with three others.

Patrick Taylor Jr. joined Pollard in rushing for more than 100 yards, gaining 110 yards on 30 carries. Pollard and Taylor each ran for one score on the ground, and Taylor's touchdown put the Tigers in front 34-30 with 1:15 left.

The Tigers' offense — playing without unanimous All-America running back Darrell Henderson — was unable to get on track most of the game. Memphis, which averaged over 530 yards of total offense entering the Birmingham Bowl, managed only 378 total yards Saturday, with 138 of those yards coming in the final period.

After a high-scoring first half, the defenses took over after halftime. The Demon Deacons managed just two third-quarter field goals for a 30-28 lead.

The fourth quarter remained quiet with Wake Forest clinging to a 30-28 lead until the final six minutes.

After a Demon Deacons' punt pinned Memphis deep, the Tigers took over on their 12-yard line with 5:51 left. Memphis put together an 88-yard drive that ended with a Taylor nine-yard touchdown run to give the Tigers a 34-30 lead. The Memphis two-point conversion failed, but the Tigers took 4:36 off the clock on the drive.

Wake Forest struck quickly on its next possession and moved to the Tigers' 1-yard line in 40 seconds. Demon Deacons' quarterback Jamie Newman hit pay dirt on the next play for a 37-34 lead with :34 left.

On the ensuing drive, Memphis moved deep into Wake Forest territory, but was unable to get the go-ahead or equalizing score.

The first half was loaded with fireworks on both sides.

The Demon Deacons began the high-scoring first half with a 10-play, 75-yard drive on the game's opening possession. A Newman to Sage Surratt nine-yard pass gave Wake Forest the 7-0 lead.

Memphis had two answers. The Tigers tied the score at 7-all when Pollard burst through the line for a 41-yard scoring scamper with 10:06 left in the first quarter.

After the Tigers defense forced a Wake Forest punt, Memphis took over at its 2-yard line. The Tigers moved down the field on a season-long 16-play drive that culminated in a one-yard touchdown pass from Brady White to Taylor. The drive was 98 yards, the Tigers' longest since a 99-yard drive at Ole Miss in 2016.

The Memphis defense then got in on the scoring when, on the Demon Deacons' next possession, Chris Claybrooks picked off a Newman pass and returned it 37 yards for the score and a 21-7 Memphis lead. It was the Tigers' first pick-six since the season opener when TJ Carter returned an interception for a touchdown.

Wake Forest cut the Memphis lead to 21-10 early in the second quarter, and on the ensuing kickoff, lightning struck for the Tigers special teams. Pollard, who had limited opportunities to return kicks this season due to opponents kicking away from him, took the ball at the Memphis 3-yard line and raced 97 yards for the touchdown and a 28-10 lead.

Wake Forest closed the first half with back-to-back touchdowns runs by Newman to cut the Memphis lead to 28-24 at the break.

SCORING SUMMARY

Memphis	14	14	0	6	—	34
Wake Forest	7	17	6	7	—	37
<i>Attendance: 25,717</i>						

WF	(12:28, 1st)	Surratt 9 yd pass from Newman (Sciba kick)
UM	(10:06, 1st)	Pollard 41 yd run (Patterson kick)
UM	(3:28, 1st)	Taylor Jr. 1 yd pass from White (Patterson kick)
UM	(14:49, 2nd)	Claybrooks 37 yd interception (Patterson kick)
WF	(11:16, 2nd)	Sciba 36 yd FG
UM	(11:04, 2nd)	Pollard 97 yd kick return (Patterson kick)
WF	(7:09, 2nd)	Newman 1 yd run (Sciba kick)
WF	(5:33, 2nd)	Newman 17 yd run (Sciba kick)
WF	(7:41, 3rd)	Sciba 49 yd FG
WF	(3:49, 3rd)	Sciba 39 yd FG
UM	(1:15, 4th)	Taylor Jr. 9 yd run (White interception)
WF	(:34, 4th)	Newman 1 yd run (Sciba kick)

TEAM STATISTICS

	UM	WF
First Downs	22	26
Rushes-Yds.	53-207	50-201
Passing Yds.	171	328
Passes (C-A-I)	15-29-1	22-40-1
Fumbles-Lost	0-0	0-0
Penalties-Yds.	3-20	7-50
Punts-Avg.	8-45.0	6-46.0
Punt Returns-Yds.	2-6	1-5
KO Returns-Yds.	7-215	0-0
Time of Possession	30:38	29:22
Sacks By	2-13	3-18

INDIVIDUAL LEADERS

Rushing:	UM-Taylor Jr. 30-110-1, Pollard 17-109-1, WF-Newman 23-91-3
Passing:	WF-Newman 22-40-328-1-1, UM-White 15-27-171-1-1
Receiving:	WF-Bachman 7-171-0, UM-Coxie 6-70-0, WF-Washington 2-53-0, UM-Magnifico 2-49-0
Interceptions:	UM-Claybrooks 1-37, WF-Kemp 1-2



Junior Tony Pollard tied the NCAA record with his seventh career kickoff return for a touchdown in the 2018 Birmingham Bowl.

UNDEFEATED TEAMS

Three University of Memphis football teams have gone undefeated since the Tigers first took up the sport in 1912. The most recent Memphis team to go through a season without a defeat was the 1963 squad which ended the year 9-0-1.

Memphis began its football program in 1912 and compiled a 1-2-1 record under head coach Clyde Wilson. The Tigers, then known as West Tennessee State Normal School, played Memphis University School to a scoreless tie in the first football game played at Memphis on October 5. The Tiger football squad notched its first victory three weeks later on October 26 against Bolton Agricultural 13-0. They eventually lost the final two games of the season to Christian Brothers College and MUS.

The first undefeated team was coach Zach Curlin's 1929 squad which posted an 8-0-2 record, scoring 146 points and limiting the Tigers' 10 opponents to a mere 27 points. Memphis, which was captained by Slick Headden and Joe Koch, captured the Mississippi Valley Conference Championship with that undefeated season.

Coach Allyn McKeen fielded one of the nation's highest scoring teams in 1938, a season which saw the Tigers finish with a 10-0-0 record. Memphis scored 281 points during the year, while only yielding 41 points. The biggest margin of victory was a 68-0 thrashing of Cumberland College. The Tigers also defeated Arkansas A&M 50-0 later in the season. Roland McMackin captained the 1938 Tigers.

The 1963 Memphis football team had only a scoreless tie with Ole Miss between them and a perfect season. The Tigers finished with a 9-0-1 record under head coach Billy J. Murphy. Unlike the 1938 team, which was noted for its offense, this team made its mark as a defensive club. There were five shutouts, and the five remaining teams scored only 52 points. The Tigers, captained by Richard Saccoccia, rolled up 199 points.

The 1963 squad had wins over Southern Miss (28-7), Tulsa (28-15), North Texas State (21-0), West Texas State (29-14), Mississippi State (17-10), Louisville (25-0), South Carolina (9-0), Chattanooga (13-0) and Houston (29-6).

Senior fullback Dave Casinelli led the NCAA in rushing and scoring during the 1963 season. Casinelli rushed for 1,016 yards and scored 84 points. He is the only Tiger back to win the national rushing and scoring titles.



1963 UNDEFEATED TIGERS

Front row (l-r): John Fred Robilio, Dave Casinelli, Richard Saccoccia, John Cronin, Ed Weldon, Jim Addington, Bill Gidden. **Second row (l-r):** Dick Quast, Wiley Patterson, Don Scroggins, John W. Wright, Harry Schuh, John Evans, Wayne Easley, Chuck Brooks, Charles Owens. **Third row (l-r):** Melio Sulipeck, Walter Heitzenrater, Ray Farmer, Bob Finamore, Harry Day, Ron Higdon, Don McClard, Doug Woodlief. **Back row (l-r):** Jim Haynie, Pete Ingram, Bob Sherlag, Olie Cordill, Don Jones, Gene Ward, Herb Cummings, Charles Alexander.



1938 UNDEFEATED TIGERS

Front row (l-r): John Reeves, Chalmers Parr, Maurice Roach, Doug Mayo, Roland McMackin, Skeeter Ellis, Elmer Vaughn, Kimbrough Vaughn, Billy McComus. **Second row (l-r):** Bobby Davis, manager, Pop Calhoun, Hank Farino, Ed Palmer, Earl Whittington, James West, Jim Enoch, Bryan Robinson, Paul Hicks, John Michael. **Back row (l-r):** Bob Mathews, Murry Blurton, James Conlee, Billy Zarecor, Gordon Scoggins, Haggard Cherry, John Schwaiger, Bill McGinnis, Alton Gardner, J.T. Crawford.

UNDEFEATED TIGERS

YEAR	RECORD	HEAD COACH
1929	8-0-2	Zach Curlin
1938	10-0-0	Allyn McKeen
1963	9-0-1	Billy J. Murphy

ALL-TIME COACHES

CLYDE WILSON
1912-15
FOUR YEARS
9-12-1



YEAR	RECORD	PTS	OPP PTS
1912	1-2-1	13	15
1913	1-2-0	19	86
1914	3-5-0	65	102
1915	4-3-0	186	139

TOM SHEA
1916
ONE YEAR
2-3-1



YEAR	RECORD	PTS	OPP PTS
1916	2-3-1	152	90

JOHN CHILDERSON
1918
ONE YEAR
2-4-0



YEAR	RECORD	PTS	OPP PTS
1918	2-4-0	68	96

V.M. (BIG) CAMPBELL
1919, 1917
TWO YEARS
6-6-0



YEAR	RECORD	PTS	OPP PTS
1917	3-2-0	48	67
1919	3-4-0	91	66

ELMORE GEORGE
1920
ONE YEAR
0-5-0



YEAR	RECORD	PTS	OPP PTS
1920	0-5-0	7	143

ROLLIN WILSON
1921
ONE YEAR
4-5-1



YEAR	RECORD	PTS	OPP PTS
1921	4-5-1	86	206

LESTER BARNARD
1922-23
TWO YEARS
11-5-3



YEAR	RECORD	PTS	OPP PTS
1922	5-2-3	174	26
1923	6-3-0	77	55

ZACH CURLIN
1924-36
13 YEARS
43-60-14



YEAR	RECORD	PTS	OPP PTS
1924	1-7-1	40	239
1925	0-7-1	44	239
1926	1-8-0	39	171
1927	5-3-1	156	116
1928	5-3-2	157	120
1929	8-0-2	146	27
1930	6-3-1	162	92
1931	2-5-2	33	102
1932	4-5-0	61	54
1933	7-1-1	147	44
1934	3-3-2	75	63
1935	1-6-1	30	209
1936	0-9-0	13	282

ALLYN MCKEEN
1937-38
TWO YEARS
13-6-0



YEAR	RECORD	PTS	OPP PTS
1937	3-6-0	124	93
1938	10-0-0	281	41

C.C. HUMPHREYS
1939-41
THREE YEARS
14-16-0



YEAR	RECORD	PTS	OPP PTS
1939	3-8-0	85	159
1940	5-5-0	150	172
1941	6-3-0	172	76

CHARLIE JAMERSON
1942
ONE YEAR
2-7-0



YEAR	RECORD	PTS	OPP PTS
1942	2-7-0	87	255

RALPH HATLEY
1947-57
11 YEARS
59-43-5



YEAR	RECORD	PTS	OPP PTS
1947	6-2-1	238	60
1948	6-5-0	218	129
1949	9-1-0	385	73
1950	9-2-0	374	108
1951	5-3-0	206	93
1952	2-7-0	141	263
1953	6-4-0	135	140
1954	3-4-3	166	209
1955	2-7-0	94	218

1956	5-4-1	209	152
1957	6-4-0	195	111

BILLY J. MURPHY
1958-71
14 YEARS
91-44-1



YEAR	RECORD	PTS	OPP PTS
1958	4-5-0	142	144
1959	6-4-0	142	132
1960	8-2-0	303	85
1961	8-2-0	332	75
1962	8-1-0	261	67
1963	9-0-1	199	56
1964	5-4-0	173	103
1965	5-5-0	215	153
1966	7-2-0	121	96
1967	6-3-0	206	150
1968	6-4-0	258	170
1969	8-2-0	328	191
1970	6-4-0	227	184
1971	5-6-0	255	202

FRED PANCOAST
1972-74
THREE YEARS
20-12-1



YEAR	RECORD	PTS	OPP PTS
1972	5-5-1	265	254
1973	8-3-0	264	167
1974	7-4-0	225	148

RICHARD WILLIAMSON
1975-80
SIX YEARS
31-35-0



YEAR	RECORD	PTS	OPP PTS
1975	7-4-0	180	168
1976	7-4-0	241	182
1977	6-5-0	228	194
1978	4-7-0	200	297
1979	5-6-0	166	223
1980	2-9-0	115	255

REX DOCKERY
1981-83
THREE YEARS
8-24-1



YEAR	RECORD	PTS	OPP PTS
1981	1-10-0	82	209
1982	1-10-0	129	285
1983	6-4-1 **	274	205

** nation's second most improved team

ALL-TIME COACHES

REY DEMPSEY
1984-85
TWO YEARS
7-12-3



YEAR	RECORD	PTS	OPP PTS
1984	5-5-1	201	178
1985	2-7-2	180	243

CHARLIE BAILEY
1986-88
THREE YEARS
12-20-1



YEAR	RECORD	PTS	OPP PTS
1986	1-10-0	104	292
1987	5-5-1	220	210
1988	6-5-0	226	205

CHUCK STOBART
1989-94
SIX YEARS
29-36-1



YEAR	RECORD	PTS	OPP PTS
1989	2-9-0	174	338
1990	4-6-1	212	233
1991	5-6-0	228	229
1992	6-5-0	312	181
1993	6-5-0	268	215
1994	6-5-0	163	159

RIP SCHERER
1995-2000
SIX YEARS
22-44-0



YEAR	RECORD	PTS	OPP PTS
1995	3-8-0	150	240
1996	4-7-0	141	219
1997	4-7-0	218	243
1998	2-9-0	226	340
1999	5-6-0 *	232	182
2000	4-7-0	176	199

* nation's third most improved team

TOMMY WEST
2001-09
NINE YEARS
49-61-0



YEAR	RECORD	PTS	OPP PTS
2001	5-6-0	294	281
2002	3-9-0	303	327
2003	9-4-0 *	393	250
2004	8-4-0	430	375
2005	7-5-0	326	276
2006	2-10-0	281	365
2007	7-6-0 ^	380	419
2008	6-7-0	353	353
2009	2-10-0	262	418

* nation's third most improved team
 ^ tied for fourth most improved team

LARRY PORTER
2010-11
TWO YEARS
3-21-0



YEAR	RECORD	PTS	OPP PTS
2010	1-11-0	173	478
2011	2-10-0	195	421

JUSTIN FUENTE
2012-15
FOUR YEARS
26-24-0



YEAR	RECORD	PTS	OPP PTS
2012	4-8	293	363
2013	3-9	234	295
2014	10-3	471	253
2015	9-4	522	355

MIKE NORVELL
2016-PRESENT
THREE YEARS
26-14-0



YEAR	RECORD	PTS	OPP PTS
2016	8-5	505	375
2017	10-3	592	422
2018	8-6	601	447

ALL-TIME RECORD: 489-519-33
TOTAL POINTS: 20,919
TOTAL OPP. POINTS: 19,976

COACHING RECORDS

COACH	RECORD	PCT.
Billy J. Murphy	91-44-1	.673
Ralph Hatley	59-43-5	.575
Tommy West	49-61-0	.445
Zach Curlin	43-60-14	.427
Richard Williamson	31-35-0	.470
Chuck Stobart	29-36-1	.447
Mike Norvell	26-14-0	.650
Justin Fuente	26-24-0	.520
Rip Scherer	22-44-0	.333
Fred Pancoast	20-12-1	.621
C.C. Humphreys	14-16-0	.467
Allyn McKeen	13-6-0	.684
Charlie Bailey	12-20-1	.379
Lester Barnard	11-5-3	.658
Clyde Wilson	9-12-1	.432
Rex Dockery	8-24-1	.258
Rey Dempsey	7-12-3	.386
V.M. (Bic) Campbell	6-6-0	.500
Rollin Wilson	4-5-1	.450
Larry Porter	3-21-0	.125
Tom Shea	2-3-1	.417
John Childerson	2-4-0	.333
Charlie Jamerson	2-7-0	.222
Elmore George	0-5-0	.000



Mike Norvell recorded the most wins in the first two seasons as head coach in program history (18) and led Memphis to its third 10-win season ever in 2017.

A

Lou Alford (MTSU), 1981-84
 Lou Angelo (Bowling Green), 1984-85
 Murray Armstrong (Tennessee), 1961-95

B

Chris Ball (Missouri Western), 2016-18
 Tim Banks (Central Michigan), 2001-02
 Carl Battershell (Bowling Green), 1989-93
 Tim Billings (Southeastern Okla. St.), 2012-13
 Craig Boller (Iowa St.), 1978-79; 2002-06
 Ronnie Bradford (Colorado), 2011
 Charles Brewer (Memphis), 1957
 Kippy Brown (Memphis), 1978-80
 Mack Brown (Florida State), 1978
 Cullen Bryant (Colorado), 1990-93
 Oscar Buchanan (Ole Miss), 1953-55
 Wally Burnham (Samford), 1980
 Rusty Burns (Springfield College), 1996-99
 Charlie Butler (MTSU), 1980
 Keith Butler (Memphis), 1990-97

C

Nick Calcutta (Millersville), 1985
 Bobby Carlton (Miami), 1973-74
 Jack Carter (Memphis), 1966-71
 Garret Chachere (Tulane), 2007-08
 Hugh Chandler, 1914
 Tracy Clemmons (Memphis), 1973
Kevin Clune (Cal State Fullerton), 2019-
 John Cobb (Memphis), 1959-64; 1967-73
 Charlie Coe (Kansas State), 1997-2002
 Sam Congie (Indiana), 1966-68
 Pete Cordelli (North Carolina State), 1980-81
 Brad Cornelsen (Mo. Southern St.), 2012-15
 Dan Coughlin (Miami), 1988
 Larry Coyer (Marshall), 1986
 Joe Cullen (Massachusetts), 2001
 C.W. "Cul" Culpepper, 1915-16
 Pat Culpepper (Texas), 1974
 Jack Curtis (Evangel), 2009

D

Joe D'Alessandris (Western Carolina), 1984-85
 Keith Daniels (Mississippi College), 1980
 Leo Davis (Bethel College), 1941-50
 Paul Davis (Mississippi), 1956-58
 Don Denning (Presbyterian), 1974-77;
 1979-80
 Hubert Dennison, 1914
 Darrell Dickey (Kansas State), 1986-89;
 2012-17
 Kenny Dillingham (Arizona State),
 2017-18
 Chuck Dicus (Arkansas), 1975-77
 Ken Donahue (Tennessee), 1952-56
 Charlie Donaldson (Henderson), 1975-78
 Richard Dorsey, 1935
 Mike DuBose (Alabama), 2010-11
 Joe Lee Dunn (Chattanooga), 1990-91;
 2003-06
 Hal Dyer (Florida State), 1973

E

Tim Edwards (Delta State), 2019-
 Stan Eggen (Moorhead State), 1983
 Frank Emanuel (Tennessee), 1972-73

F

Chris Faros (Missouri Western), 1981-83

Rockey Felker (Mississippi State), 1981-82
 Randy Fichtner (Purdue), 1990-93; 2001-06
 John Flowers (Southern Illinois), 1985-
 2009; FB Ops.

Kin Floyd (Delta State), 1974-79
 Bob Ford (Memphis), 1956
 James Fox (Alcorn State), 1983-94
 Roger French (Minnesota), 1956-65
Adam Fuller (Sacred Heart), 2019-

G

Buddy Gies (Lock Haven), 1986-87
 Ronnie Gray (Mississippi State), 1979-80
 Roy Gregory (UT-Chattanooga), 1983
 Jimmy Grisham (Memphis), 1939-40
 Brent Guy (Oklahoma State), 2015

H

Keith Hackett (Tarkio), 1983-85
 Will Hall (North Alabama), 2018
 Curley Hallman (Texas A&M), 1977-78
 Harvey Hampton (Arkansas), 1981-82
 Jerry Hardaway (Southern Illinois), 1976-77
 Clay Helton (Houston), 2000-09
 Tyson Helton (Houston), 2004-06
 Bob Henderson (Memphis), 1957
 Mike Hennigan (Tennessee Tech), 1984
 Paul Hicks (Memphis), 1947
 Darin Hinshaw (UCF), 2007-09
 Vince Hoch (Pfeiffer College), 1983
 Jim Hoggett (Memphis), 1961-71
 Jay Hopson (Ole Miss), 2010-11
 Palmer Hossler (Millersville), 1987-89
 Jim Hueber (South Dakota), 1983
 Hank Hughes (Springfield), 1998-2000
 C.C. Humphreys (Tennessee), 1938-39
 Ricky Hunley (Arizona), 2014-15
 Jeep Hunter (Catawba College), 2003-05
 Russ Huesman (UT-Chattanooga), 1998-2003

I

Lindy Infante (Florida), 1972-74
 Kenny Ingram (Arkansas St.), 2006-09
 Sedrick Irvin (Alabama), 2010

J

Bill Jasper (Tennessee), 1965-71
 Jimmy Jobe (Southern State), 1958
Kevin Johns (Dayton), 2019-
 David Johnson (Nicholls State), 2016-17
 James Joseph (Auburn), 2007-09
Anthony Jones (Chattanooga), 2018-
 Derek Jones (Ole Miss), 2007

K

Tim Keane (Arkansas State), 2002-06
 Ollie Keller (Memphis), 1970-71
 Bob Kellogg (Tulane), 1959
 Steve King (Memphis), 1979-80
 Jimmy Kiser (Furman), 2000
 Maurice Knight (Memphis), 1993-97
 Vic Koenning (Kansas State), 1991-96
 Rick Kravitz (Troy State), 2007
 Pete Kuharchek (Tampa), 1986-89
Jeff Kupper (Texas), 2010- ; FB Ops.

L

Dan Lanning (William Jewell), 2016-17
 Jimmie Laycock (William & Mary), 1975-76
 Lamar Leachman (Tennessee), 1973

Pete Lembo (Georgetown), 2019-

Desmond Lindsey (West Alabama), 2018
 David Lockwood (West Virginia), 1995-99
 Chip Long (North Alabama), 2016
 R.A. Long (Tennessee), 1952-53
 Joe Lorig (Western Oregon), 2016-18

M

Jerry Mack (Arkansas St.), 2011
 Ray Malavasi (Minnesota), 1958-60
 Rick Mallory (Washington), 2000-09
 Dave Magazu (Springfield College), 1997-98
 Fred Manuel (Oregon), 1984-89
 Jim Marshall (Tennessee-Martin), 1995-96
 John McDonell (Carroll College), 2010
 Kevin McGiven (Utah Valley State), 2010-11
 Allyn McKeen (Tennessee), 1929-34
 Lou McLelland (Memphis), 1955
 Mac McWhorter (Georgia), 1999
 Pat Meyer (Colorado State), 1998
 Blake Miller (LSU), 2011
 Ted Million (Duke), 1995
 Jon Mirilovich (Miami), 1981-82
 Pete Mitchell (Southern), 1970-75
 Ed Molinski (Tennessee), 1942
 Tom Morris (Mississippi State), 1956-65
 Shannon Morrison (Marshall), 2010-11
 Billy J. Murphy (Mississippi State), 1947-52

N

Dave Nusz (Maryland), 1973

O

Barry Odom (Missouri), 2012-14

P

John Palermo (Florida State), 1980-82
 J.W. Patrick (Mississippi State), 1961-64
 Bob Patterson (Memphis), 1961-62
 Tim Pendergast (Cortland State), 1997-99
 Jim Pletcher (Delaware), 1995-99
 Lyrel Pollard (Southern Miss), 2008-09
 Eric Price (Weber State), 2010-11
 Brent Pry (Buffalo), 2007-09

R

Jim Ragland (Tennessee Tech), 1977-79
 Paul Randolph (UT-Martin), 2016-18
 Troy Reffett (UTEP), 2015
 Tommie Robinson (Troy State), 2006
 Tim Rose (Xavier), 1992-94
 Chris Rumph (South Carolina), 2003-05
TJ Rushing (Arizona State), 2018-
 Rusty Russell (Georgia), 1981-83

S

Galen Scott (Illinois State), 2010-15
 Jimmy Sharpe (Alabama), 1983
 James Shibest (Arkansas), 2012-15
Ryan Silverfield (The Bolles School), 2016-
 Dan Simrell (Toledo), 1990
John Simon (Louisiana Tech), 2019-
 Larry Smith (Memphis), 1950-56
 Charlie Stubbs (BYU), 1993-94
 Scott Symons (Lindenwood), 2018

T

Jim Taubert (Michigan State), 1984-89
 John Thompson (Central Arkansas), 1999
Tony Tokarz (Worcester State), 2018-

ALL-TIME ASSISTANT COACHES

John Townsend (Wyoming), 1967-71
 Richard Trail (Arkansas), 1971-74
 Rick Trickett (Glennville State), 1986-88
 Tom Turchetta (Miami), 1986-89
 Bill Turnbow (Texas Tech), 1972-73

V

Larry Van der Heyden (Iowa State), 1975-77
 Chris Vaughn (Murray State), 2012-13
 Vance Vice (Oklahoma State), 2012-

W

Wilson Waites (Howard College), 1960-64
 Mike Wallace (Bowling Green), 1984-85
 Ryan Walters (Colorado), 2014
 Steve Walters (Arkansas), 1979
 Tim Walton (Ohio State), 2000-01, 2008
 Wayne Weedon (Memphis), 1990-97
 Tommy West (Tennessee), 2000
 Harold Wheeler (SW Missouri), 1979
 Rick Whitt (Catawba College), 2000-02
 Charles Whittemore (Georgia), 1972-74
 Don Wiggins (Clemson), 1984-85
 Holmon Wiggins (New Mexico), 2012-15
 Chip Wisdom (Georgia), 1981-83
 Sparky Woods (Carson Newman), 1995-96
 Marcus Woodson (Ole Miss), 2016-17
 John Wozniak (Knox College), 2009
 James Earl Wright (Memphis), 1965-69
 Larry Wright (Memphis), 1963-66
 Lummy Wright (Memphis), 1976-79

Y

Don Yanowsky (Toledo), 1989-94, 2010-11
 (alma mater)

HEAD COACHES

Below is a list of U of M assistant coaches who have gone on to become head coaches on the collegiate or NFL level.

Chris Ball	Northern Arizona
Mack Brown	Appalachian State
	Tulane
	North Carolina
	Texas
	North Carolina
Charlie Coe	Alabama State
Pete Cordelli	Kent State
Pat Culppepper	Northern Illinois
Paul Davis	Mississippi State
Don Denning	Delta State
Darrell Dickey	North Texas
Joe Lee Dunn	Ole Miss
Rockey Felker	Mississippi State
Roy Gregory	Austin Peay State
Curley Hallman	Southern Miss
	LSU
Mike Hennigan	Tennessee Tech
Jim "Red" Hoggatt	Southwestern La.
Jay Hopson	Alcorn State
Russ Huesman	UT-Chattanooga
C.C. Humphreys	Memphis State
Lindy Infante	NFL (Packers/Colts)
Ollie Keller	Northeast Louisiana
Vic Koenning	Wyoming

HEAD COACHES

Jimmy Laycock	William & Mary
Ray Malavasi	NFL (LA Rams)
Fred Manuel	Lincoln (MO)
Jim Marshall	Richmond
	UT-Martin
	Memphis
Allyn McKeen	Mississippi State
	Delta State
Horace McCool	Georgia Tech
Mac McWhorter	Memphis State
Billy J. Murphy	Austin Peay State
John Palermo	Hamilton, Cornell
Tim Pendergast	Tennessee Tech
Jim Ragland	Virginia Tech
Jimmy Sharpe	Findlay
Dan Simrell	Nicholls State
Charlie Stubbs	ECU
John Thompson	Arkansas State
	NFL (Steelers)
Mike Tomlin	Wilmington (OH)
Mike Wallace	Memphis
Tommy West	NFL (Buccaneers)
Richard Williamson	VMI
Sparky Woods	



In 2018, Memphis' offensive line, led by offensive line coach and run game coordinator Ryan Silverfield, was named a semifinalist for the Joe Moore Award. The Joe Moore Award is given to the top offensive line in the country.

TIGERS IN THE NFL DRAFT

YEAR	RD	PCK	NAME, POS.	TEAM	YEAR	RD	PCK	NAME, POS.	TEAM
2019	3	70	Darrell Henderson, RB	Los Angeles Rams	1975	16	449	Mike Fuhrman, TE	Baltimore Colts
	4	128	Tony Pollard, RB	Dallas Cowboys		9	224	Everett Taylor, DB	New York Jets
2018	2	51	Anthony Miller, WR	Chicago Bears	17	437	Carl Taylor, DE	Wash. Redskins	
	5	150	Genard Avery, LB	Cleveland Browns	1974	3	62	Clif Taylor, FB	Chicago Bears
2017	5	118	Jake Elliott, K	Cincinnati Bengals	1973	11	268	Jay Douglas, C	San Diego Chargers
2016	1	22	Paxton Lynch, QB	Denver Broncos	13	315	Stan Davis, WR	Philadelphia Eagles	
2015	5	145	Bobby McCain, CB	Miami Dolphins	1972	5	129	Charlie Babb, DB	Miami Dolphins
	7	227	Martin Ifedi, DE	St. Louis Rams	7	173	Ray Jamieson, FB	Oakland Raiders	
2014	7	256	Lonnie Ballentine, DB	Houston Texans	13	328	John Kirchner, TE	Detroit Lions	
2012	1	11	Dontari Poe, DT	Kansas City Chiefs	1971	12	301	James Heyden, DE	Cincinnati Bengals
2009	7	249	Clinton McDonald, DE	Cincinnati Bengals	17	359	David Vaughn, TE	Miami Dolphins	
2007	5	140	Brandon McDonald, DB	Cleveland Browns	17	440	John Bomer, C	Dallas Cowboys	
2006	1	27	DeAngelo Williams, RB	Carolina Panthers	1970	5	121	Danny Pierce, QB	Wash. Redskins
	4	118	Stephen Gostkowski, K	NE Patriots	5	123	Bob Parker, OG	Denver Broncos	
2004	7	212	Eric Taylor, DE	Pittsburgh Steelers	9	217	Preston Riley, WR	San Francisco 49ers	
2003	3	78	Wade Smith, OT	Miami Dolphins	10	240	Steve Jaggard, DB	Philadelphia Eagles	
	7	260	Travis Anglin, WR	Detroit Lions	16	409	Jerry Todd, DB	Denver Broncos	
2001	2	37	Idrees Bashir, DB	Indianapolis Colts	1969	17	432	Joe Rushing, LB	San Diego Chargers
	2	54	Michael Stone, DB	Arizona Cardinals	1968	5	137	Bubba Winkler, DE	Green Bay Packers
	4	123	Marcus Bell, NT	Arizona Cardinals	14	350	Herb Covington, FB	New Orleans Saints	
1998	3	87	Mike McKenzie, DB	Green Bay Packers	14	361	Chuck DeVliegher, DT	Buffalo Bills	
1997	5	151	Tony Williams, DT	Minnesota Vikings	15	400	Bob Baxter, FL	Cleveland Browns	
	6	200	Richard Hogans, LB	Chicago Bears	1966	5	5	Bob Sherlag, E	Buffalo Bills (A)
	7	233	Marvin Thomas, DE	Chicago Bears	6	6	Bob Sherlag, E	Philadelphia Eagles	
1996	1	28	Jerome Woods, DB	Kansas City Chiefs	12	12	Harry Day, T	Houston Oilers (A)	
1995	4	109	Ken Irvin, DB	Buffalo Bills	15	15	Harry Day, T	Philadelphia Eagles	
1994	2	33	Isaac Bruce, WR	Los Angeles Rams	17	17	David Hathcock, DB	Green Bay Packers	
	5	154	Tony Semple, OT	Detroit Lions	1965	1	1	Harry Schuh, T	Oakland Raiders (A)
	7	199	Steve Matthews, QB	Kansas City Chiefs	4	4	Doug Woodlief, LB	SD Chargers (A)	
1993	4	111	Russell Copeland, WR	Buffalo Bills	4	4	Olie Cordill, B	Houston Oilers (A)	
	8	188	Jeff Buffalo, P	Los Angeles Rams	5	5	Doug Woodlief, LB	Los Angeles Rams	
1991	5	126	Reginald Jones, DB	New Orleans Saints	11	11	Olie Cordill, B	Cleveland Browns	
	5	135	Jeff Fite, P	Green Bay Packers	1964	5	5	Chuck Brooks, E	St. Louis Cardinals
	6	144	Eduardo Vega, OT	Phoenix Cardinals	13	13	Russ Vollmer, QB	Minnesota Vikings	
1990	5	132	Charles Wilson, WR	Green Bay Packers	14	14	Chuck Brooks, E	New York Jets (A)	
	8	195	Tory Epps, NG	Atlanta Falcons	17	17	John Evans, T	St. Louis Cardinals	
1989	7	184	Mike Nettles, DB	Seattle Seahawks	18	18	Bill Scott, G	New York Jets (A)	
	10	275	Greg Ross, DT	Miami Dolphins	23	23	John Evans, T	Buffalo Bills (A)	
	12	309	James Cribbs, DT	Detroit Lions	1963	4	4	John Griffin, B	Los Angeles Rams
	12	328	Marlon Brown, LB	Cleveland Browns	8	8	John Griffin, B	Denver Broncos (A)	
1988	7	177	Tim Borcky, OT	Buffalo Bills	16	16	Dick Quast, G	Baltimore Colts	
	9	233	Scott Dill, OT	Phoenix Cardinals	16	16	Charlie Killett, B	New York Giants	
1987	3	60	David Brandon, LB	Buffalo Bills	27	27	Dick Quast, G	Buffalo Bills (A)	
1986	3	70	Jeff Walker, OT	San Diego Chargers	29	29	Charlie Killett, B	Buffalo Bills (A)	
	4	84	Tim Harris, LB	Green Bay Packers	1962	2	2	Bill Hudson, T	SD Chargers (A)
	6	152	Gary Hunt, DB	Cincinnati Bengals	10	10	Fred Moore, T	Baltimore Colts	
	8	198	Trell Hooper, DB	Indianapolis Colts	15	15	Fred Moore, T	SD Chargers (A)	
1985	1	14	Derrick Burroughs, DB	Buffalo Bills	16	16	Dennis Biodrowski, E	Cleveland Browns	
	3	65	Tim Long, OT	Minnesota Vikings	18	18	Dennis Biodrowski, E	SD Chargers (A)	
	3	67	Donnie Elder, DB	New York Jets	1961	3	3	James Earl Wright, QB	Philadelphia Eagles
	6	159	Jack Oliver, OT	New York Giants	12	12	Don Coffey, E	San Francisco 49ers	
	10	280	James Bowers, DB	Seattle Seahawks	14	14	James Earl Wright, QB	Boston Patriots (A)	
	11	286	Punkin Williams, WR	Tampa Bay Bucs	25	25	Don Coffey, E	LA Chargers (A)	
1984	1*	24	Derrick Crawford, WR	San Francisco 49ers	1958	25	25	Hal Devine, T	Philadelphia Eagles
1983	2	56	Richard Williams, RB	Wash. Redskins	26	26	Robert Lyles, B	Chicago Bears	
1981	12	326	Keith Clark, DE	Buffalo Bills	1957	11	11	Andy Nelson, QB	Baltimore Colts
1980	12	310	James Stewart, DB	Green Bay Packers	14	14	Bob Schmidt, B	Chicago Bears	
1979	2	36	Earnest Gray, WR	New York Giants	1956	22	22	Joe Billings, T	Chicago Bears
	2	54	Eddie Hill, RB	Los Angeles Rams	1954	24	24	Will Renfro, E	Wash. Redskins
	7	177	Judson Flint, DB	NE Patriots	1953	22	22	Wayne Wood, T	Chicago Bears
1978	1	9	Keith Simpson, DB	Seattle Seahawks	1951	16	16	Bill Robertson, E	Los Angeles Rams
	2	36	Keith Butler, LB	Seattle Seahawks					
	5	122	Keith Wright, WR	Cleveland Browns					
1977	1	24	Bob Rush, C	San Diego Chargers					
	3	80	Terdell Middleton, RB	St. Louis Cardinals					
	4	104	Eric Harris, DB	Kansas City Chiefs					
	4	107	Eary Jones, DT	Los Angeles Rams					
	6	143	Bob Jordan, OT	New York Giants					
1976	15	413	Jerry Dandridge, LB	Green Bay Packers					

* Supplemental Draft (A) = AFL Draft

TIGERS IN THE PROS

Listed below are the Memphis players who have been drafted into or are recognized by the NFL as officially on a team roster for at least one season. Other leagues included below are NFL-Europe and the CFL. Players in bold are active. Compiled: June, 2015 (NFL.com).

A

ACKERMAN, Rick, DT
San Diego Chargers, 1982-84
LA Raiders, 1985-87

ADAMS, Stanley, LB
Los Angeles Raiders, 1984

AKINS, Curtis, LB
Cincinnati Bengals, 2019-

EVERY, Genard, LB
Cleveland Browns, 2018-

B

BABB, Charlie, DB
Miami Dolphins, 1972-79

BALL, Marcus, DB
Toronto Argonauts, 2012-13
New Orleans Saints, 2014
Carolina Panthers, 2016
San Francisco 49ers, 2016
Toronto Argonauts, 2017-

BALLARD, Derrick, LB
Amsterdam Admirals (NFL), 2005-07

BALLENTINE, Lonnie, DB
Houston Texans, 2014-17

BARTO, Danton, LB
Memphis Mad Dogs, 1995

BASHIR, Idrees, DB
Indianapolis Colts, 2001-04
Carolina Panthers, 2005
Detroit Lions, 2007

BELL, Marcus, DT
Arizona Cardinals, 2001-03
Detroit Lions, 2004-06
New York Giants, 2007

BENTON, Keith, QB
British Columbia Lions, 1992
Memphis Mad Dogs, 1995

BIODROWSKI, Dennis, OT
Kansas City Chiefs, 1963-67

BLACK, Steven, WR
BC Lions, 2010-11

BLEVINS, Darrius, WR
St. Louis Rams, 2000

BOND, Al, OT
Washington Redskins, 2016

BORCKY, Dennis, DT
New York Giants, 1987

BRADY, Dale, DB
British Columbia Lions, 1968-69

BRAMLETT, John, LB
Denver Broncos, 1965-66
Miami Dolphins, 1967-68
New England Patriots, 1969-70
Atlanta Falcons, 1971

BRANDON, David, LB
San Diego Chargers, 1987-89, 1995
Cleveland Browns, 1991-93
Seattle Seahawks, 1993-94
Atlanta Falcons, 1996-1997

BROWN, Dante, RB
Pittsburgh Steelers, 2003-04
Buffalo Bills, 2004;
Seattle Seahawks, 2005

BROWN, Jada, DL
Hamilton Tiger-Cats, 2011

BROWN, Marlon, LB
British Columbia Lions, 1990

BROWN, Tony, DE
Miami Dolphins, 2003
San Francisco 49ers, 2004-05;
Amsterdam Admirals (NFL), 2006
Carolina Panthers, 2006
Tennessee Titans 2006-10

BRUCE, Isaac, WR
St. Louis Rams, 1994-2007
San Francisco 49ers, 2008

BRYANT, Charlie, DT
San Diego Chargers, 2011-12

BURROUGHS, Derrick, DB
Buffalo Bills, 1985-89

BUTLER, Keith, LB
Seattle Seahawks, 1978-87

C

CALHOUN, Duke, WR
New York Giants, 2010
Oakland Raiders, 2012

CESARE, Bill, DB
Tampa Bay Buccaneers, 1978-79, 81
Miami Dolphins, 1980
Detroit Lions, 1982

COADY, Rich, TE/C
Chicago Bears, 1970-74

CODY, Mac, WR
Birmingham Barracudas, 1995
Montreal Alouettes, 1996-98
Arizona Cardinals, 1999-2000

COFFEY, Don, WR
Denver Broncos, 1963

COPELAND, Russell, WR
Buffalo Bills, 1993-96
Philadelphia Eagles, 1997-98
Green Bay Packers, 1998

CORDILL, Olie, P
San Diego Chargers, 1967
Atlanta Falcons, 1968
New Orleans Saints, 1969

CRAWFORD, Derrick, WR
San Francisco 49ers, 1986
Calgary Stampeders, 1990-93
Birmingham Barracudas, 1995

CRIBBS, James, DT
Detroit Lions, 1989

CROSS, Alan, TE
Tampa Bay Buccaneers, 2016-18

D

DAVIS, Akeem, DB
Washington Redskins, 2014
New Orleans Saints/
Indianapolis Colts, 2015
Kansas City Chiefs, 2016
Jacksonville Jaguars, 2016

DAVIS, Stan, WR
Philadelphia Eagles, 1973

DEVEY, Jordan, OT
New England Patriots, 2013-14

San Francisco 49ers, 2015
Kansas City Chiefs, 2016-18
Oakland Raiders, 2019-

DEVILIEGHER, Chuck, DT
Buffalo Bills, 1969

DILL, Scott, OT
Arizona Cardinals, 1988-89
Tampa Bay Buccaneers, 1990-95
Minnesota Vikings, 1996-97

DOUGLAS, Jay, OT
San Diego Chargers, 1973-74

DOUGLAS, Robert, FB
New York Giants, 2006-07
Houston Texans, 2006-07

DUNEK, Ken, TE
Philadelphia Eagles, 1980

E

ELDER, Donnie, DB
New York Jets, 1985
Pittsburgh Steelers, 1986
Detroit Lions, 1987
Tampa Bay Buccaneers, 1988-89
San Diego Chargers, 1990-91

ELLIOTT, Jake, K
Cincinnati Bengals, 2017
Philadelphia Eagles, 2017-

EPPS, Tory, NG
Atlanta Falcons, 1990-92
Chicago Bears, 1993-94
New Orleans Saints, 1995

F

FAIRS, Eric, LB
Houston Oilers, 1986-91
Atlanta Falcons, 1992

FARR, DajLeon, TE
Dallas Cowboys, 2010

FLETCHER, Billy, QB
Denver Broncos, 1966

FLINT, Judson, DB
Cleveland Browns, 1980-82
Buffalo Bills, 1983

FRAZIER, Mose, WR
Denver/San Francisco, 2016
Carolina Panthers, 2017-19

G

GIBSON, Reuben, FB
Buffalo Bills, 1977

GOODWELL, Tim, LB
Green Bay Packers, 2006
Berlin Thunder (NFL), 2007
BC-Lions, 2007-08

GOSTKOWSKI, Stephen, K
New England Patriots, 2006-

GRAY, Earnest, WR
New York Giants, 1978-84
St. Louis Cardinals, 1985

GRIFFIN, John, DB
Los Angeles Rams, 1963
Denver Broncos, 1964-66
British Columbia Lions, 1967-68

H

HENDERSON, Darrell, RB
Los Angeles Rams, 2019-

HARRIS, Eric, DB

Toronto Argonauts, 1977-79
 Kansas City Chiefs, 1980-82
 Los Angeles Rams, 1983-85

HARRIS, Tim, LB

Green Bay Packers, 1986-90
 San Francisco 49ers, 1991-92, 1994-95
 Philadelphia Eagles, 1993

HATHCOCK, Dave, DB

Green Bay Packers, 1966
 New York Giants, 1967

HEARD, Kellen, DT

Buffalo Bills, 2011
 St. Louis Rams 2012
 Indianapolis Colts 2012

HICKS, Artis, OT

Philadelphia Eagles, 2002-05
 Minnesota Vikings, 2006-09
 Washington Redskins, 2010
 Cleveland Browns, 2011
 Miami Dolphins, 2012

HILL, Eddie, RB

Los Angeles Rams, 1979-80
 Miami Dolphins, 1981-84

HOGANS, Richard, LB

Chicago Bears, 1997
 Rhein Fire, 1999
 San Diego Chargers, 2000

HOLLIDAY, Marcus, RB

St. Louis Rams, 1996

HOOPER, Trell, DB

Miami Dolphins, 1987

HOWARD, Reggie, DB

New Orleans Saints, 2000
 Carolina Panthers, 2000-03, 2006
 Miami Dolphins, 2004-05

HUDSON, Bill, DT

San Diego Chargers, 1962
 Buffalo Bills, 1963-68

HUNT, Gary, DB

Cincinnati Bengals, 1987

I

IFEDI, Martin, DE

Tampa Bay/Atlanta, 2016
 Atlanta Falcons, 2017

IRVIN, Ken, DB

Buffalo Bills, 1995-2001
 New Orleans Saints, 2002
 Minnesota Vikings, 2003-05

J

JACKSON, Enis, WR

Cleveland Browns, 1987
 Edmonton Eskimos, 1988-92
 Toronto Argonauts, 1993

JONES, Reginald, DB

New Orleans Saints, 1991-94
 Cleveland Browns, 1994

JONES, Tevin, WR

Houston Texas, 2016
 Pittsburgh Steelers, 2017-

K

KELLEY, Chris, WR

Edmonton Eskimos (CFL), 2005

KILLET, Charlie, DB

New York Giants, 1963

LEARY, Ronald, OL

Dallas Cowboys, 2012-16
Denver Broncos, 2017-

LOGAN, James, LB

Seattle Seahawks, 1995-2000

LONG, Tim, OT

San Francisco 49ers, 1987

LOVELADY, Edwin, WR

New York Giants, 1987

LYNCH, Paxton, QB

Denver Broncos, 2015-17
Seattle Seahawks, 2019-

M

MACK, Ryan, OT

Dallas Cowboys, 2016

MAJOR, Doran, DB

Toronto Argonauts, 1988-91

MARTIN, John "Tweet," RB

Memphis Mad Dogs, 1995

MATTHEWS, Steve, QB

Kansas City Chiefs, 1993-95

Scottish Claymores, 1996

Jacksonville Jaguars, 1997

Tennessee Titans, 1998

MAULET, Arthur, CB

New Orleans Saints, 2017-18
Indianapolis Colts, 2018
New York Jets, 2019-

McCAIN, Bobby, CB

Miami Dolphins, 2015-

McDONALD, Brandon, DB

Cleveland Browns, 2007-09

Arizona Cardinals, 2010

Detroit Lions, 2010-11

Tampa Bay Buccaneers, 2012

Calgary Stampeders, 2014

Ottawa Redblacks, 2014-15

Saskatchewan, 2016

McDONALD, Clinton, DL

Cincinnati Bengals, 2009-10

Seattle Seahawks, 2011-13

Tampa Bay Buccaneers, 2014-17

Denver Broncos, 2018

Oakland Raiders, 2018

MCKENZIE, Mike, DB

Green Bay Packers, 1999-04

New Orleans Saints, 2004-09

McLELLAND, Lou, WR

Toronto Argonauts, 1952

MCMANIS, Wynton, LB

San Francisco 49ers, 2016

Calgary Stampeders, 2017-

MIDDLETON, Terdell, RB

Green Bay Packers, 1977-81

Tampa Bay Buccaneers, 1982-83

MILLER, Anthony, WR

Chicago Bears, 2018-

MOORE, Fred, DT

San Diego Chargers, 1964-66

N

NELSON, Andy, DB

Baltimore Colts, 1957-63

New York Giants, 1964

NELSON, Darrell, TE

Pittsburgh Steelers, 1984-85

NELSON, Eric, DB

Memphis Mad Dogs, 1995

O

OLIVER, Jack, OG

Chicago Bears, 1987

P

PARKER, Anthony, FB

British Columbia Lions, 1986-89

Calgary Stampeders, 1990

PERKINS, Nico, DB

British Columbia Lions, 1990

PIERCE, Danny, QB

Washington Redskins, 1970

POE, Dontari, DT

Kansas City Chiefs, 2012-17

Carolina Panthers, 2018-

POLLARD, Tony, RB

Dallas Cowboys, 2019-

R

REDDEN, Terry, DT

Hamilton Tiger-Cats, 2016

RENFRO, Will, LB

Washington Redskins, 1957-59

Pittsburgh Steelers, 1960

Philadelphia Eagles, 1961

RILEY, Preston, WR

San Francisco 49ers, 1970-72

New Orleans Saints, 1973

ROGERS JR., Glenn, DB

Tampa Bay Buccaneers, 1991

Edmonton Eskimos, 1992-98

Montreal Allouettes, 1999

RUSH, Bob, C

San Diego Chargers, 1977-82

Kansas City Chiefs, 1983-85

S

SAWYER, Jeff, DE

Las Vegas, 1994

San Antonio, 1995

SCHUH, Harry, OT

Oakland Raiders, 1965-70

Los Angeles Rams, 1971-73

Green Bay Packers, 1974

SCOTT, Bill, OT

Toronto Argonauts, 1966

SEMPLE, Tony, OT

Detroit Lions, 1995-2002

SHERLAG, Bob, WR

Atlanta Falcons, 1966

SIMPSON, Keith, DB

Seattle Seahawks, 1978-85

SMITH, Wade, OT

Miami Dolphins, 2003-06

New York Jets, 2006-07

Kansas City Chiefs 2008-09

Houston Texans, 2010-13

Philadelphia Eagles, 2014

STEELE, Curtis, RB

Baltimore Ravens, 2010-11

Toronto Argonauts, 2013-15

Saskatchewan Roughriders, 2016

STEEPLES, Robert, CB

Minnesota Vikings, 2013

STONE, Michael, DB

TIGERS IN THE PROS

Arizona Cardinals, 2001-04
 New England Patriots, 2005
 Houston Texans, 2006
 NY Giants, 2007
 STRICKLAND, David, OG
 Denver Broncos, 1960

T

TAYLOR, Cliff, FB
 Chicago Bears, 1974-75
 Green Bay Packers, 1976
 TAYLOR, Ed, DB
 New York Jets, 1975-79
 Miami Dolphins, 1979-82
 TAYLOR, Eric, DE
 Pittsburgh Steelers, 2004
 Minnesota Vikings, 2005
 Seattle Seahawks, 2006
 Tennessee Titans, 2008
 Edmonton Eskimos, 2008-09
 Toronto Argonauts, 2010
 BC Lions, 2011-14
 Calgary Stampeders, 2015
 THOMAS, Marvin, DE
 Detroit Lions, 1998
 Barcelona Dragons, 1999
 British Columbia Lions, 1999-00
 THOMPSON, James, WR
 New York Giants, 1978
 TROTTER, Frank, DE
 Philadelphia Eagles, 2012

W

WALKER, Jeff, OT
 San Diego Chargers, 1986
 New Orleans Saints, 1988-89
 WEST, Marcus, DT
 Amsterdam Admirals (NFL), 2007
 WILLIAMS, DeAngelo, RB
 Carolina Panthers, 2006-14
 Pittsburgh Steelers, 2015-16
 WILLIAMS, Richard, RB
 Atlanta Falcons, 1983
 Houston Oilers, 1984
 WILLIAMS, Tony, NG
 Minnesota Vikings, 1997-00
 Cincinnati Bengals, 2001-04
 Jacksonville Jaguars, 2005-06
 WILSON, Charles, WR
 Green Bay Packers, 1990-91
 Tampa Bay Buccaneers, 1992-94
 New York Jets, 1995
 WIMPRINE, Danny, QB
 Calgary Stampeders, 2005
 WINKLER, Bubba, C
 Green Bay Packers, 1968-69
 WOMACK, Jeff, RB
 Minnesota Vikings, 1987
 WOODLIEF, Doug, LB
 Los Angeles Rams, 1965-69
 WOODS, Jerome, DB
 Kansas City Chiefs, 1996-05
 WRIGHT, James Earl, QB
 Denver Broncos, 1964
 WRIGHT, Keith, WR
 Cleveland Browns, 1978-80

TIGERS IN THE SUPER BOWL

I	David Hathcock (Green Bay Packers, 1967)
II	Harry Schuh (Oakland Raiders, 1968)
VII	Charlie Babb (Miami Dolphins, 1973)
VIII	Charlie Babb (Miami Dolphins, 1974)
XIV	Eddie Hill (Los Angeles Rams, 1980)
XV	Ken Dunek (Philadelphia Eagles, 1981)
XVIII	Rick Ackerman/Stamley Adams (Oakland Raiders, 1984)
XIX	Eddie Hill (Miami Dolphins, 1985)
XXVIII	Russell Copeland (Buffalo Bills, 1994)
XXIX	Tim Harris (San Francisco 49ers, 1995)
XXXIV	Isaac Bruce/Darius Blevins (St. Louis Rams, 2000)
XXXVIII	Reggie Howard (Carolina Panthers, 2004)
XXXIX	Artis Hicks (Philadelphia Eagles, 2005)
XLII	Stephen Gostkowski (New England Patriots, 2008) Robert Douglas (New York Giants, 2008)
XLIV	Mike McKenzie (New Orleans Saints, 2010)
XLVI	Stephen Gostkowski (New England Patriots, 2012)
XLVIII	Clinton McDonald (Seattle Seahawks, 2014)
XLIX	Stephen Gostkowski (New England Patriots, 2015) Jordan Devey (New England Patriots, 2015)
LI	Stephen Gostkowski (New England Patriots, 2017) Martin Iffedi (Atlanta Falcons, 2017)
LII	Jake Elliott (Philadelphia Eagles, 2018) Stephen Gostkowski (New England Patriots, 2018)
LIII	Stephen Gostkowski (New England Patriots, 2019)

Babb, Ackerman, Elliott, Hathcock, Harris, Adams, Blevins, Bruce, Douglas, McKenzie, McDonald, Gostkowski & Devey all earned Super Bowl championship rings.



Following a record-setting career at the University of Memphis, Stephen Gostkowski has gone on to a stellar NFL career. The New England Patriot's all-time leading scorer, Gostkowski has played a part in three Super Bowl wins and been named to the Pro Bowl four times.

A

Rick Ackerman (1978-80)
 Brandt Ackley (1994-95)
 Henry Acosta (1942)
Connor Adair (2018-)
 Dejarious Adams (2010)
 Floyd Adams (1941)
 Stanley Adams (1978-81)
 Trey Adams (2005)
 James Addington (1961-63)
 Richard Adragna (1959-62)
 Joe Albright (1929)
 Curtis Akins (2015-18)
 Charles Alexander (1961-62)
 Nathan Alexander (1988)
 Kewan Alfred (2013)
 Arthur Allen (1940)
 Bridger Bailey Allen (1913)
 Calvin Allen (1947-50)
 Charles Allen (1990-91)
 Chris Allen (2012-13)
 Jesse Allen (1993-96)
 John Allen (1968-70)
 Ray Allen (1923)
 Stephone Allen (2012)
 Joe Allison (1990-93)
 Mark Allison (1974-77)
 Fred Almon (1967-69)
 -Anderson (1913)
 Darrell Anderson (1975)
 Eric Anderson (2001-02)
 Mike Anderson (1993-94)
 Mike Anderson (1989)
 Ross Anderson (2018)
 Qadry Anderson (1995-96)
 Van Anderson (1973-74)
 Walter Andrews (2006)
 Travis Anglin (1999-02)
 A.J. Antonescu (2011-12)
 Michael Antonescu (2008-11)
 Ken Apple (1967-69)
 Fred Archie (1993)
 Brence Armstrong (1995)
 Jimmy Armstrong (1956-57)
 Mike Armstrong (1961)
 Wayne Armstrong (1957-59)
 Andre Arnold (1998-00)
 Gerard Arnold (1997-99)
 William Arnold (1987-88, 1990)
 Noah Arrindell (2018)
 Rob Arthur (1986-87)
 LaMarvin Ashley (2012)
 Duke Atkins (1984-87)
Nehemiah Augustus (2017-)
 Bill Austin (1976-77)
 Jason Austin (1999-01)
Calvin Austin III (2018-)
 Clyde Avant (1980-83)
 Bobby Avery (1989-90, 1992)
 Genard Avery (2014-17)
 Maurice Avery (2002-05)
 Harry Aycock (1914-15)
 Ron Ayo (1969)

B

Charlie Babb (1969-71)
 Don Baer (1942)
 Rashad Bailey (1996-99)

Cam Baker (2008-11)
 Carlton Baker (2004-05)
 Earl Baker (1949-50)
 Ernie Baldwin (1923)
 Ken Balkunas (1981-84)
 Ernest Ball (1915)
 Marcus Ball (2009-10)
 Reggis Ball (2012-15)
 Derrick Ballard (2000-03)
 Lonnie Ballentine (2010-13)
 Bob Bannister (1947-49)
 Jerry Barber (1951-53)
 Billy Barefield (2005-06)
 Fred Barham (1941-42)
 Kenneth Barker (1940-41)
 Wesley Barker (1948-49)
 Miguel Barnes (2006-07)
 Ray Barnes (1964-66)
 Brian Barnett (1992-95)
 Chris Barnett (2005)
 Freddie Barnett (2007-08)
 John Barnhill (1922-23)
 Danton Barto (1990-93)
 Idrees Bashir (1998-00)
 Tyler Bass (2008-09)
 Tommy Bateman (1977)
 Mike Bates (1977)
 Khiry Battle (2010-11)
 Charlie Baugh (1971)
 Bob Baxter (1965-67)
 Jeff Bazemore (1995-98)
 Harold Beane (1983-86)
 Bill Beard (1964-65)
 Buddy Beasley (1948)
 Jimmie Beasley (1993-94)
 Nathan Beason (1983-86)
 Eric Becton (1981, 1983-85)
 Bill Bedgood (1955-57)
 Matt Beiriger (1995-96)
 Philip Beliles (2005-08)
 Derek Bell (1977-79)
 Elijah Bell (2001-02)
 Jerry Bell (1959-62)
 Marcus Bell (1997-00)
 Tony Bell (2007-08)
 - Bell (1913)
 Page Belongy (1982-85)
 Reid Bennett (1985-88)
 Rusty Bennett (1977-80)
 Mark Benskin (1971-73)
 Arron Bentley (2003, 2005-06)
 Keith Benton (1990-91)
 David Berrong (1967-69)
 Steve Berrong (1975-76)
 Bob Berry (1912, 1915-16, 1919)
 Frank Berry (1949-50, 1952)
 Rob Bertling (1993-94)
 Chris Bertucci (2011-12)
 Tyrone Betters (1985-88)
 Kevin Betts (1978-79)
 Joe Bianco (1951, 1954)
 Jared Bidne (2002)
 Joe Billings (1952-53)
 Sam Billings (2012, 2014)
 Greg Billingslea (2002-03, 2005)
 Dennis Biodrowski (1959-62)
 Drew Bishop (2013-16)
 Hunter Bishop (1941)

Jerry Bishop (1965-67)
 Harry Bissinger (1973-76)
 Clay Bittner (1983-84)
 Steven Black (2007-08)
 Bob Blackmon (1974-77)
 Frank Blackwell (1967-69)
Sanchez Blake Jr. (2018-)
 Dwight Blalock (1981-84)
 Keith Bland (1987-90)
 Darrius Blevins (1995, 1997-98)
 Al Bloodworth (1995)
 Steve Blume (1974-75)
 Murray Blurton (1938)
 Michael Boatman (1997-99)
 Chuck Boler (1987, 1989-90)
 Larry Bolton (1989-92)
 John Bomer (1968-70)
 Al Bond (2011-14)
 Jeremiah Bonds (2000-01)
 Dan Bonner (1992-95)
 Heath Bookout (1991)
 David Booth (1981-84)
 Dennis Borcky (1983-86)
 Tim Borcky (1985-87)
 Tim Boren (1970-71)
 Joe Borich (1994-95)
 Pete Boris (1972)
 Stanley Borsza (1929)
 Leon Bosby (1989-92)
 Mooney Boswell (1933)
 Gary Bouldin (1989-92)
 Mark Bowen (1985-87)
 Winston Bowens (2007-10)
 Chip Bowers (1982-84)
 Keith Bowden (1977-79)
 John Bowers (1979-82)
 Marquis Bowling (1995-98)
 Glenn Boyd (1983-84)
 Harry Boyd (1942)
 Michael Boyle (1912)
 Taylor Bradford (2007)
 Dennis Bradshaw (1979)
 Dale Brady (1965-67)
 Latarius Brady (2013-16)
Preston Brady (2018-)
 Ken Bragg (1970)
 Bill Bramin (1951-52)
 Andy Bramlett (1983-84)
 Don Bramlett (1983-84)
 John Bramlett (1959-62)
 David Brandon (1983-86)
 Tom Branner (1985-86)
 Rod Branscomb (1993)
 Lacy Branson (1915-16)
 Chief Brasher (1923)
 Keenan Bratcher (2007-10)
 Charles Brewer (1950-51)
 Sam Brewer (2003-06)
Keith Brigham (2018-)
 Brad Britt (1999-00)
 Eli Broglio (1942)
 Bobby Brooks (1954-56)
 Charles Brooks (1957)
 Chuck Brooks (1961-64)
 David Brooks (1992)
 Hunter Brooks (2012)
 Anthony Brown (2012-13)

Braylon Brown (2018-)

Charles Brown (1948)
 Dante Brown (2001-02)
 David Brown (1964)
 Gerald Brown (1981)
 Jada Brown (2006-09)
 Jason Brown (2000-02)
Keith Brown Jr. (2018-)
 Ken Brown (1983-85)
 Kippy Brown (1975-77)
 Leon Brown (1987)
 Marlon Brown (1985, 1987-88)
 Ray Brown (1981)
 Rod Brown (1990-93)
 Tony Brown (1999-02)
 Vincent Brown (2002)
 Dennis Brozak (1965, 1967)
 Isaac Bruce (1992-93)
 Art Brumett (1966-67)
 Bill Brundzo (1965-67)
 Jeff Bruner (1969-71)
 Joe Bruner (1973)
 Paul Bruno (1952-53)
 Charlie Bryant (2007-10)
 John Michael Bryant (2008)
 Shakorr Bryant (2001-02)
 Clifton Bryson (1941)
 Herb Buckner (1956-57)
 Jeff Buffaloe (1991-92)
 Nick Buoni (1956-59)
 Ross Burcham (2016-17)
 Guy Burkhalter (1942)
 Bill Burkett (1949-50)
 Willie Burnett (1951-52)
 Jeran Burns (1996-98)
 Jerry Burns (1939-40)
 Demick Burroughs (1980-81, 83-84)
 Gerald Bush (1954-55)
 John Bush (1989-92)
 Blake Butler (2003-06)
 John Butler (1986-89)
 Keith Butler (1974-77)
 Lee Butler (1987-88)
 Zacky Butler (1974-76)
 Will Butts (2008)
 Jeff Bynum (1991)
 Daniel Byram (2004)
 Larry Byrd (1968-70)
 Wayne Byrd (1971)
 Patrick Byrne (2003-06)

C

Steve Cacciola (1974-76)
 Leo Cage (1977-79)
 Bob Cain (1947-49)
 Duke Calhoun (2006-09)
 Melvin "Pop" Calhoun (1938-40)
 Dominic Calloway (1990-93)
 Jeff Cameron (2000-02)
 Jim Cande (1997-99)
 Carl Cannon (1928)
 Michael Joe Cannon (1981-82)
 Sid Cantwell (1913)
 Chuck Carkhuff (1981-82)
 Tommy Carlsen (1971-73)
 Bevin Carpenter (1985-87)
 Chancy Carr (1994-97)

ALL-TIME LETTERWINNERS

Bill Carrington (1956)
 Anthony Carter (1979-82)
 Buddy Carter (1979-80)
 Guy Carter (1970)
 Jack Carter (1959-61)
 Roger Carter (1972)
TJ Carter (2017-)
 Bill Cartwright (1966)
 Dave Casinelli (1960-63)
 Mike Casinelli (1976-77)
 Dasmine Cathey (2008-11)
 Baki Celaj (2000)
 Brian Chadwick (1987-88)
 Jermaine Chambers (2003-06)
 Ekiliss Chandler (1936)
 Kevin Chapman (1981-82)
 Nick Chartain (2011-12)
 Marvin Chatman (1980-82)
 Bruce Chenault (1970)
 Haggard Cherry (1938-40)
 Wait Childs (1923)
 Connor Choate (2017)
 Brad Christensen (1986-87)
 Jerry Christopher (1953-56)
 Eddie Churchwell (1985)
 Ralph Ciccarelli (1960-63)
 Dolph Clark (1921)
 Greg Clark (1978-80)
 Keith Clark (1977-80)
Chris Claybrooks (2018-)
 Frank Clayton (1954)
 Joe Clayton (1951-53)
 Rozell Clayton (1981-84)
 Rusty Clayton (2003-06)
 Tracy Clemmons (1970)
 Derek Clinin (2003-06)
 Cotton Clifford (1952-56)
 Warner Clift (1924)
 Bobby Clower (1934)
 Rich Coady (1964-66)
 John Cobb (1948-50)
 Keith Cobb (1995-98)
 Kerry Cobb (1993-96)
 Kevin Cobb (1994-97)
 Dick Cockrell (1966)
Colton Cochran (2017-)
 Mac Cody (1991-93)
 Don Coffey (1958-61)
 Joe Coffman (1941)
 John Colby (1934)
 Bobby Cole (1956-58)
 Cecil Cole (1920)
 Jimmy Cole (1950-51, 1953-54)
 Joe Cole (1991)
 LaKendus Cole (2003-04)
 Ryan Coleman (2013-14)
 Wendell Coleman (1980-82)
 Haracio Colen (2004)
 Merrick Coles (1947-48)
 Anthony Collins (1989, 1991-92)
 Jamil Collins (2014-17)
 Zach Collins (2014-16)
 O.C. Collins (2002-05)
 James Conlee (1938)
 Billy Conquest (1994)
 Jaquise Cook (2012)
 Jonathan Cook (2016-17)
 Billy Cooke (1949-50)

Emmanuel Cooper (2015-18)
 Floyd Cooper (1923)
 Jarvis Cooper (2014-15)
 Randall Cooper (1987-88)
 Russell Copeland (1989-90, 1992)
 Doug Corder (1972-73)
 James Corder (2002)
 Olie Cordill (1963-65)
 Bobby Cotham (1951-52)
 Mike Coughlin (1993-95)
 Don Cousins (1950)
 Ken Coutain (1998-99)
 Florentine Couvares (1942)
 Herb Covington (1965-67)
 David Cox (1966)
 Larry Cox (1988-91)
 Marvin Cox (1988-89)
Damonte Coxie (2017-)
 Ray Craft (1986-88)
 Sam Craft (2013-18)
 Jan Craig (1956-57)
 Joe Craig (2013-14)
 Glenn Crain (1949-50)
 Kurt Crain (1983-84)
 Jerry Craine (1986)
 Baxter Crawford (1919-21)
 Derrick Crawford (1981-83)
 Graham Crawford (1926-27)
 Hall Crawford (1948)
 J.T. Crawford (1938)
 Xavier Crawford (1988, 1991-92)
 Millard Creasy (1941)
 Morris Crenshaw (1914)
 James Cribbs (1984-85, 1988)
 Holloway Cromer (1947-49)
 John Cronin (1961-63)
 Cortez Crosby (2014-15)
 Alan Cross (2012-15)
 David Crowell (1976-79)
 Tim Cruise (1976-77)
 Lynord Crutchfield (1991-93)
Xavier "Zay" Cullens (2018-)
 Demetrius Culpepper (2008)
 Herb Cummings (1963-65)
 Van Cunningham (1948)
 Robert Czerwinski (1933-34)

D
 Walter Daggett (1969-71)
 Ray Damphouse (1968-70)
 Jerry Dandridge (1972-75)
 Isaac Daniel (2003-04)
 Jonah Daniel (1973-77)
Tyce Daniel (2018-)
 Ralph Dangerfield (1950)
 Dan Darby (1972-73)
 Akeem Davis (2009-12)
 Brady Davis (2015-17)
 Brian Davis (1993-95)
 Charles Davis (2002-04)
 Darius Davis (2007-10)
 David Davis (2003-04)
 Harry Davis (1933-34)
 Marion Davis (1924)
 Mike Davis (1989-92)
 Robert Davis (2014-15)
 Stan Davis (1969-72)
 Tavarious Davis (2001-04)

Victor Davis (1912-13)
 William Davis (1912-13)
 Al Dawkins (1993-94)
 Harry Day (1963-65)
 Don Deaton (1966)
 Alex Dees (1966-68)
 Bobby Dees (1967-69)
 Ken DeFoe (1981-82)
 Tom DeHart (1964-66)
 Dimitri Delgado (1987)
 Steve DeLong (1971-73)
 Michael Denning (2005, 2007-08)
 Charlie DeSaussure (1916)
 Jordan Devey (2011-12)
 Chuck DeVliegher (1965-67)
 Hal Devine (1956-57)
 David Dew (1985)
 Adam Diaz (1992-93)
 Scott Dill (1985-87)
Scottie Dill (2016-)
 Barry Dillard (1991-94)
 Jackson Dillon (2013-18)
 Mike Dion (1979-82)
 Dick Disbrow (1954-56)
 Andy Dixon (1981-82)
 Ruddy Dixon (1970)
 - Dixon (1913)
 Kevin Doak (1979)
 Ed Dobrowski (1949)
 Otis Dodd (1936)
 Charlie Dodds (1921)
 Grill Dodds (1921)
 Jack Dodds (1931-34)
 Damien Dodson (1996-99)
 Whit Dodson (1942)
 Hank Dombrowski (1973-75)
 Doroland Dorceus (2013-17)
Joseph Dorceus (2017-)
 Tom Dorian (1980-83)
 Joseph Doss (2004-07)
 John Doucette (2002-05)
 Brandon Douglas (2005-08)
 Jay Douglas (1970-72)
 Robert Douglas (2001-04)
 Terry Douglas (1985-86)
 Wayne Dowdle (1974-75)
 Van Drayton (1989-90)
 Hugh Drewry (1934)
 James Droke (1928)
 Reggie Dubose (1986-88)
 Larry Duck (1965-66)
 Kenny Duffy (1987-90)
 Earl Duffey (1936)
 Mickey Duncan (1965-67)
 Ken Dunek (1978-79)
 Stanley Dunn (1978-81)
 Benjamin Durham (1948)
Sean Dykes (2016-)

E
 Josh Eargle (1999-01)
 David East (1982-85)
 Curtis Echols (2007-09)
 Terrence Echols (2007-08)
 Lavaris Edwards (2008-11)
 Michael Edwards (2015-16)
 Paul Edwards (2009)
 Sam Edwards (1991-92)

Robert Elam (1955)
 Donnie Elder (1982-84)
 Darrell Eldred (1964-65)
 Tommy Eldred (1964-66)
 Jake Elliott (2013-16)
 Mike Elliott (1991-92)
 Herschel "Skeeter" Ellis (1937-38)
Isaac Ellis (2018-)
 Jeff Ellis (1982-85)
 Andrew Ene-Ita (2010-11)
 Steven Enis (2016-18)
 Adam English (1994-97)
 Jim Enoch (1938)
 Tory Epps (1986-89)
 Darche Epting (1999-00)
 Lou Esposito (1997-00)
 Glenn Essary (1955-56)
 Cameron Essex (2001-04)
 Ross Estes (2000)
 Fritz Etienne (2013-14)
 Eric Evans (2006)
 Kenton Evans (1998)
 John Evans (1961-64)
 Johnny Evans (1971-73)
 Mike Evans (1979-881)
 Henry "Rabbit" Evans (1927-29)
 Robert Evans (1942)
 Walter Evans (1935-37)
 Wayne Evans (1959-62)
 Roland Eveland (1950-52)
 John Erickson (1972-73)
 Trey Eyre (1999-01)
Obinna Eze (2018-)

F
 Tony Fabiano (1941-42)
 Eric Fairs (1982-85)
 Taylor Fallin (2012-15)
 W.B. Falls (1928-29)
 Tom Fant (1970)
 Tony Fantigrassi (1969)
 Hank Farino (1938-40)
 Ray Evans (1962-64)
 Johnnie Farms (2010-13)
 Bethel Farnsworth (1916)
 DajLeon Farr (2009)
 Gary Farr (1973)
 Brandon Farrar (2004-05)
 Isaiah Farris (2015)
 Brandon Feagans (2005-06)
 Danny Felts (1979, 1981-82)
 Bert Ferguson (1934)
 Riley Ferguson (2016-17)
 Luis Fernandez (1967-69)
 Hayden Ferrari (2016-18)
 Tommy Ferrari (1989)
 Steve Ferrell (1985)
 Bob Finamore (1961-64)
 Pleas Fisher (1927)
 Jeff Fite (1987-90)
Cameron Fleming (2018-)
 Billy Fletcher (1963-65)
 Frank Fletcher (1992-95)
 Judson Flint (1977-78)
 Gail Flora (1927)
 Joe Flowers (1958)
 Richie Floyd (1996-98)
 Jason Fogle (1995-97)

Bobby Ford (1951-54)
 Jacob Ford (2001)
 LaKeitharun Ford (2006-07)
 Antonio Foster (2012-13)
 Orville Foster (1921)
 Newton Forster (1916)
 Billy Foster (2010-11)
 David Fowler (1972-73)
Jacobi Francis (2017-)
 A.D. Frank (1916)
 Larry Frankenbach (1969-70)
 Alvin Franklin (1993-94)
 Arthur Franklin (1985-86)
 Mose Frazier (2013-15)
 Rick Fredette (1987-90)
 Gene Frederic (2001-04)
 T.J. Frier (1995-98)
 Frank Fuder (1966-67)
 Mike Fuhrman (1973-75)
 Gene Fulghum (1926-29)
 DeRon Furr (2009-10)

G

Kenneth Gainwell (2018-)
 Andrew Gaines (2012-14)
 Jamarcus Gaither (2004-07)
 James Gaither (2001-02)
 Stephen Galbraith (1997-98)
 William Galese (1960-61)
 David Garaffa (1988-91)
 Bobby Garafolo (2005)
 Darren Garcia (2000-03)
 Robbie Garcia (1991)
 Alton Gardner (1937-38)
 Curl Garrett (1983-85)
 Sean Garris (2001-02)
 Bobby Garton (1951)
Tyler Garvey (2018-)
 Marcus Gary (1995-96)
 Ted Gatewood (1985-87)
 Eddie Gebara (1956-57)
 George Gebbs (1957)
 Matt Gehrke (2000-02)
 Grady Gentry (1952)
 Jared Gentry (2015-17)
 Marshall George (1948-49)
 Wilburn George (1947-48)
 Wallace George (1914-15)
 Joey Gerda (1999-02)
 Zach Gholson (2011-12)
 James Gibbons (1955-57)
 George Gibbs (1958)
Antonio Gibson (2018-)
 Artaves Gibson (2011)
 Michael Gibson (2005-06)
 Reuben Gibson (1974-76)
 Tavares Gideon (2002, 2004)
 Bill Gidden (1963)
 Will Gilchrist (2011-12)
 Harneet Gill (2017)
 Clyde Gilliland (1932-34)
 Charlie Glascock (1918-22)
 Lewis Glass (1939-41)
 Ben Gleason (1996-97)
 Doug Gleason (1981-82)
 Don Glosson (1983-85)
 Kenyun Glover (2001-04)
 Tony Glover (1978-79)

Jim Goate (1973)
 Kendrick Golden (2011-14)
 Monte Golden (2011)
 Mayer Goldstein (1938-41)
 Daniel Gomez (1994-97)
Carlito Gonzalez (2017-)
O'Bryan Goodson (2017-)
 Tim Goodwell (2002-05)
 Durwood Gordon (1967-69)
 Tim Gordon (2017-18)
 Greg Gore (1973-75)
 Stephen Gostkowski (2002-05)
 Corderick Gowan (2007)
 Paul "Skeeter" Gowen (1969-71)
 Chris Graham (1989-92)
 Don Graham (1961)
 Jimmy Graham (1929-30)
 Michael Grandberry (2005-08)
 Heath Grant (2004-07)
 Jimmy Grantham (1936)
 H.K. Grantham (1919-21)
 Ben Graves (1998-00)
 Tony Graves (1977-79)
 Barthel Gray (1933-36)
 Earnest Gray (1975-78)
 Jarvis Greer (1976-77)
 Joe Gresham (1933-34)
 Doyle Green (1942)
 Charles Greenhill (1983)
 D.A. Griffin (2008-10)
 John Griffin (1959-62)
 Ralph Griffin (1975-76)
 Tyler Griffin (2005-08)
 Dave Griffith (1954-55)
 James Griffith (1933)
 Jimmy Grisham (1924)
 Larry Groce (1966)
 Clarence Grosser (1948-51)
 Hoss Gulleft (1927-29)

H

Bill Hagan (1987)
 Billy Hale (1965)
 Richard Hale (1941)
 Arkelon Hall (2008-09)
Austin Hall (2016-)
 Brian Hall (2007-09)
 John Hall (1948)
 Tre'Veon Hamilton (2018)
 Kyle Hamlin (1991-92)
 Marty Hammock (1973-76)
 DeCorye Hampton (1999-00)
 Earl Hampton (1956-57)
 Andrew Handy (2001-03 2005)
 Martin Hankins (2006-07)
 Brian Hanley (1912-13)
 Don Hanley (1912-13)
 Greg Hardee (1979)
 Andrew Harden (1999-00, 2002)
 Anthony Harden (2000-02)
 Antoine Harden (2001-02)
 Caelon Harden (2017)
 Lenard Harden (2013-16)
 Jim Hardin (1959)
 Montelle Hardy (1914-16)
 Dan Harkins (1985)
 Mark Harkins (1986)
 Derrick Harmon (1999-03)

Torri Harmon (1998)
 George Harper (1999-00)
 Greg Harper (2000-03)
 Michael Harper (1980-83)
 Carl Harris (2012)
 Charles Harris (2011-14)
 Chester Harris (1973-75)
 Dornell Harris (1971-73)
 Eric Harris (1973-76)
 Henry Harris (2007)
 Jason Harris (1998)
 Jeff Harris (1988-91)
 Jerry Harris (1983-86)
 Michael Harris (1998-00)
 Tim Harris (1982-85)
 Carl Harrison (1981-83)
 Adrian Harrod (1987-89)
 Tim Hart (1993-96)
 Al Harvey (1970-72)
 Ricky Hart (2010)
Tim Hart (2017-)
 Gary Harte (1966-68)
 Don Haselwood (1994-97)
 Hatch Hatcher (1923)
 David Hathcock (1965)
 Hugh Hathcock (1951-53)
 Paul Hathcock (1958-59)
 Gregg Hauss (1981-83)
 Clarence Haver (1985-88)
Desmond Hawkins (2018-)
 Nyrone Hawkins (1990)
 Erroll Hay (1912-15)
 Rod Hayden (1968-69)
 Webb B. Hays (1915)
 Anthony Hayes (2010)
 Brandon Hayes (2012-14)
 Lee Hayes (2003)
 Walter Hayes (1985-86)
 Bob Haylett (1955)
 Paul Haynes (1947-48)
 Jim Haynie (1963-64)
 Slick Headden (1923-28)
 Kellen Heard (2009)
 Fred Hearn (1957-59)
 Larry Heathcott (1958-61)
 Rick Hechinger (1982-84)
 Reid Hedgepeth (1997)
 Jim Heenan (1978-79)
 Fred Heesch (1978-80)
 Orville Hegwer (1923)
 Walter Heitzenrater (1962-64)
 Adrian Henderson (2013-14)
 Bobby Henderson (1953-56)
 Darrell Henderson (2016-18)
 Jamarius Henderson (2015)
 Justin Henderson (2010-11)
 Lionel Henderson (2008-09)
 Taurus Henderson (1997)
 Willie Henderson (2003-05)
 -Henderson (1912)
 Victor Hendrickson (1923)
 Carlton Henley (1951-54)
 Joe Hennelly (1983-85)
 Paulo Henriques (2009-12)
 Gilbert Hert (1940)
 Don Hester (1947)
 Artis Hicks (1998-01)
 Paul Hicks (1938)

Darrell Higdon (1971-72)
 Rodney Higdon (1986-89)
 Ron Higdon (1965)
 Tripp Higgins (1999-02)
 Eddie Hightower (1974-76)
 Marcus Hightower (2009)
 Charles Hill (1936-37)
 Eddie Hill (1975-78)
 Hunter Hill (2017-18)
 Jacoby Hill (2017)
 Mikhail Hill (2018)
 Shaka Hill (2001-04)
 Jeff Hilliard (2002)
 Kyle Hilliard (1976)
 Steve Hilliard (1972-73)
 Greg Hinds (2004-07)
 Sam Hindsman (1939-40)
 Tom Hipp (1970)
 Danny Hirsch (1942)
 Chris Hobbs (1989-92)
 Chris Hobbs (2009)
 Eddie Hobbs (1967)
 Tauvaga Ho Ching II (2017)
 Charlie Hodges (1967)
 Fred Hoffman (1947)
 Richard Hogans (1993-96)
 Red Hoggett (1951-52)
 Clay Holgerson (2015)
 Jimmy Holladay (1941-42)
 O.R. Holley (1912-13)
 Marcus Holliday (1991-94)
 Bakari Hollier (2011-14)
 Abraham Holloway (2004-07)
 Mason Holloway (1916)
 Ricky Holloway (2009-12)
 Carlos Hollowell (1987-89)
 John Holtzclaw (1961-62)
 Tracy Holmes (1985-87)
 Gib Hooper (1928-29)
 Trel Hooper (1981-85)
 Cole Hoppe (2003)
 Tom Hornsey (2010-13)
 Danny Hosea (1971-73)
 Al Hotz (1968-69)
 Larry House (1955)
 Ronell Houston (1982)
 Van Houston (2004, 2006)
 Ben Howard (1977-78)
 Devonte Howard (2015)
 Derek Howard (2011-14)
 Reginald Howard (1998-99)
 Huey Howerton (1912)
 Joel Howerton (1912)
 Mark Howington (1991-93)
 Duke Howze (1924)
 Kevin Hubbard (2009)
 Robbie Hubbard (1992)
 Ralph Hubbard (1967-69)
 Will Hudgens (2005-09)
 Bill Hudson (1958-59)
 Mack Hudson (1912-13)
 Wayne Hudson (1956)
 Mitch Huelsing (2009-12)
Bryce Huff (2016-)
 Chris Huffman (2006)
 Greg Hughes (1982-85)
 Jamon Hughes (2009-10)
 Tim Humphrey (1985)

ALL-TIME LETTERWINNERS

Robert Humphreys (1942)
Elmo Hundley (1922-24)
Brandon Hunt (2005-07)
Gary Hunt (1983-85)
Nelson Hunt (1977)
Tony Hunt (1978-80)
Carson Hunter (2003-04)
Darryl Hunter (1981-83)
Harold Hunter (1955-56)
Ricky Hunter (2012-15)
Daniel Hurd (2013-16)
Sam Hurst (1974-77)
Will Hyden (2002-03)

I

Martin Ifedi (2011-14)
Thomas Ingles (1982, 1984-86)
Pete Ingram (1962-64)
Toby Ingram (1992-93)
Ken Irvin (1991-94)
Corey Irby (1998-99)
Kosha Irby (1997-00)
Terry Isles (1991-92)
Virgil Ivery (1985-86)
Ryan Ivey (2002-04)

J

Marcus Jack (1996-97)
Enis Jackson (1982-85)
Greg Jackson (2005-09)
Tysus Jackson (2004-05)
Nick Jacobs (2014-17)
Kindly Jacques (2009-10)
Steve Jaggard (1968-69)
Tank Jakes (2012-14)
Tommy James (1969-70)
Ray Jamieson (1968-71)
Pat Jansen (1989-92)
Evan Jennings (1937)
Keith Jeffries (1986)
Steven Joachim (2008-09)
Brooks Johnson (2010-11)
Charlie Johnson (1936)
Charlie Johnson (1956)
Christian Johnson (2014-17)
Curtis "Trey" Johnson (2009-11)
David Johnson (1971-72)
Derron Johnson (2001, 2005)
Jason Johnson (2001-04)
Kenyata Johnson (2011-12)
Khalil Johnson (2016-18)
Morris Johnson (1985)
Ryan Johnson (1999-01)
Sam Johnson (1927-29)
Charles Johnston (1913-15)
Anthony Jones (1989-90)
Bill "Dub" Jones (1926-29)
Charlie Jones (2008)
Corey Jones (2010-13)
Derrick Jones (1994)
Don Jones (1963-65)
Eary Jones (1973-76)
Harry Jones (1947)
Jack Jones (1953)
Julian Jones (1912-15)
Kedarian Jones (2016-)
Larry Jones (1941)
Lewis Jones (1965-67)

Malcolm Jones (2007-10)
Maurice Jones (2005-08)
Melvin Jones (2012-14)
Peyton Jones (2016-)
P.T. Jones (1997-98)
Reginald Jones (1989-90)
Russell Jones (1990-91)
Skylar Jones (2011)
Stacy Jones (2006, 2008)
Terry Jones (1971)
Tevin Jones (2012-15)
Tim Jones (1986-89)
Bob Jordan (1975-76)
Buck Jordan (1924)
Deandre Jordan (2015-16)
Kevin Jordan (1989-92)
Ladarius Jordan (2018-)
Smokey Jordan (1982-83)
Roger Joseph (2017-18)
Jim Joyner (1973)

K

Rick Kale (1968-71)
Lenny Kaplan (1959)
Jacob Karam (2012-13)
Craig Karpiak (1972)
Alexander Karr (2014-15)
Jake Kasser (2004-07)
J.S. Keaton (1915)
Bill Keblor (1971-73)
Ernest Keefer (1993-95)
Glenn Keeton (1954)
Jimmy Keith (1994-97)
Ollie Keller (1952-53)
Chris Kelley (2003-04)
Raymond Kelley (1950-52)
Lamon Kelly (1947)
Billy Kendall (1997-00)
Herbert Kendall (1989-92)
Guy Kennedy (1931)
Pat Kenney (1985-86)
Jim Kent (1940)
Bernard Key (2006-07)
S.E. Kidd (1933-34)
Charles Killeit (1961-62)
Charles King (1991-93)
Chick King (1950)
James King (1976-78)
Jeff King (1991-93)
Jerry King (1955)
Lud King (1936)
Michael King (1989, 1991)
Steve King (1973-76)
William King (1924)
Steve Kinzalow (1951-54)
Stumpy Kirk (1947-48)
Dan Kirkpatrick (1972-73)
Dick Kirmeyer (1949-51)
John Kirschner (1968-71)
Mike Kleimeyer (1979-82)
Taz Knockum (2004-07)
Jerry Knowlton (1978-81)
Joe Koch (1927)
James Koffman (1942)
Matt Kranz (1991)
Gabe Kuhn (2014-17)
Jim Kutchback (1983-84)
Drew Kyser (2015-18)

L

Jimmy Lackie (1974-75)
Bill Lacy (1947)
Lio Lafaele (2016-17)
Deante' Lamar (2006-09)
M.O. Lambert (1921)
Tilden Lampkins (1921)
Jesse Lancaster (1929-33)
Rodney Lanctot (1998-00)
Hunter Lane (1916-18)
Ted Lane (1993-96)
Chauncey Lanier (2013-16)
Coleman Lannum (1951)
Darryl Latham (1982)
Tramont Lawless (1996-99)
Vincent Laws (1979-81)
Lester Lawson (2008-10)
Pete Lawson (1969-70)
Robert Lea (1913-14)
Ronald Leary (2008-11)
Danny Ledbetter (1965)
Clay Lee (2008-09)
Darius Lee (2015)
John Lee (1956-59)
Steve Leech (1970)
Kenny Lenoir (1964)
Bubba Leonard (1954-57)
Nathan Leuellyn (1974-76)
Robert Levinston (1978-81)
Bobby Lewis (1987)
Calvin Lewis (1997-00)
Rodney Lewis (1986-89)
David Ligon (1973-75)
Steve Lincoln (1977-78)
John Lindsey (1983-84)
Tyrez Lindsey (2017-)
Jake Linville (1991-93)
Naylor Litchfield (1933)
Grover Lipe (1948-50)
Wayne Liss (1957)
Richard Locke (1977-80)
Robbie Locklear (1995)
James Logan (1993-94)
Fred Long (1937)
Tim Long (1981-84)
Jeremy Longstreet (2007-10)
Dustin Lopez (2004-06)
Bill Lott (1958-59)
Dean Lotz (1966-67)
Cortez Love (2018-)
Jim Lovelace (1956-59)
Edwin Lovelady (1983-85)
Rod Lowery (1992)
Bailey Lowery (1980)
Bill Loyd (1958)
Richard Lucas (1958-59)
Treveco Lucas (2001-03)
John Ludwiczak (1993-94)
Bob Lyles (1957)
Joe Lynch (1969-71)
Otho Lynch (1938-40)
Paxton Lynch (2013-15)

M

Joey Mack (2007)
Mike MacKay (1982-85)
James Maclin (1989-91)
Theodis Macklin (1988)

John Maddaluna (1972-73)
W.H. Maddox (1921)
Joey Magnifico (2016-)
Frank Magoffin (1928-31)
Gus Mahan (1965-67)
Doran Major (1981-82)
Keiwone Malone (2011-14)
Casey Maloney (1933-34)
Matt Malouf (2007)
John Manger (1968)
Tony Manning (1987-88)
Tony Marchetti (1973)
Lloyd Marcus (1947)
Jim Markelonis (1952-53)
Paul Marks (1968)
Davis Marsh (1995)
Donald Marshall (2001-02)
Duane Marshall (1978-81)
Chris Martin (1985-88)
Darrell Martin (1979-82)
Ed Martin (1933-34)
Mike Martin (1983-84)
John Manger (1992-93)
James "Cade" Mashburn (2018-)
Brick Mason (1947)
Rod Mason (1992-95)
Tom Mason (1980-82)
Frank Massa (1956-57)
Gerald Massey (2000)
Bob Mathes (1964-66)
Bob Matthews (1938-40)
Eric Matthews (2012)
Miller Matthews (1958-59)
Jason Matthews (2003-04)
Joe Matthews (1916)
Steve Matthews (1992-93)
Stevie Matthews (2009)
Maurice Mathieu (1958)
Ken Mathis (1955)
LeRico Mathis (2007-08)
Arthur Maulet (2016-16)
Carl Maurer (1969-71)
Frank Mawyer (1949-50, 1953)
Harvey Maxwell (1941-42)
Johnny May (1942)
Phil Mayhue (2014-17)
Doug Mayo (1937-38)
Fred Mayo (1924)
Milton Mayo (1935-36)
Tony Mays (2013-14)
John McArthur (2009-10)
Brady McBride (2018-)
Wallace McBride (1941)
Bobby McCain (2011-14)
Bruce McCaleb (2003)
Sean McCann (1978-79)
Robert McCarter (1916)
Steve McCarty (1972-73)
J.D. McClanahan (1933-34)
Sam McClanahan (1933-34)
Don McClard (1963-65)
Joel McCleod (2008-10)
Elton McClure (1916)
Rusty McClure (1973-75)
Billy McComas (1938-40)
Horace McCool (1950)
Antonio McCoy (2005-06)
Jamie McCoy (2009)

Jay McCoy (1968-70)
 Cortez McCraney (2005)
 Quinton McCrary (2003-07)
 D'Angelo McCray (2010-11)
 Ken McDade (1990-91)
 Brandon McDonald (2005-06)
 Brian McDonald (1996)
 Clinton McDonald (2005-08)
 Mike McDonald (2009)
 John McDougle (1916)
 Allen McFarland (1936-37)
 Jeff McFerran (1985)
 Tim McGee (2009)
 Hal McGeorge (1971-73)
 Larry McGhee (1968-70)
 Baker McGinnis (1933)
 Bill McGinnis (1937-40)
 Bob McGoldrick (1971)
 Jared McGowan (2005-06)
 Jack McIlvain (1947)
 Terrell McIlwaine (1916)
 Pete McIntosh (1919)
 Jermaine McKenzie (2010)
 Mike McKenzie (1996-98)
 Tremaine McKenzie (2009-10)
 Greg McKillion (2014-15)
 Don McKinnon (1957-60)
 Lou McLelland (1949-51)
 Roland McMackin (1937-38)
 Sean McMackin (1986-87)
 Thurman McMahan (1916)
 Wynton McManis (2012-15)
 David McNair (2002-04)
 Thurman McNeal (1922-23)
 Claude McNeely (1936)
 Howard McPeake (1941)
 Bill McRight (1966-67)
 Andy McWilliams (1991-93)
 Curry McWilliams (1933)
 Aaron Meadows (1999-01)
 Gene Meadows (1949-51)
 Pete Meadows (1955-56)
 Albert Means (2001, 2003-04)
 Fred Medling (1947-49)
 Will Medling (1947-49)
 Billy Meeks (1947-48)
 John Meibaum (1954-55)
 Ruben Melton (1970-71)
 Bill Meredith (1940-41)
 Ralph Messer (1949-52)
 Dennis Meyers (1973-75)
 Chris Michael (1990-92)
 Evan Michael (2014-17)
 John Michael (1934-37)
 Tavares Middlebrooks (1996-99)
 Terdell Middleton (1974-76)
 Daivon Milan (2013)
 Tahrell Miles (1991-92)
 Trent Miley (1992-93)
 Willford Miley (1949)
 Anthony Miller (2015-17)
 Cedric Miller (1993-95, 1997)
 Dick Miller (1933-34)
 George Miller (1947)
 Josh Miller (1993-96)
 Pat Miller (1961-63)
 Jesse Milleson (2012-13)
 Corey Mills (2006-08)

Cliff Milton (1939-40)
 Jim Mincey (1974-76)
 Steve Miska (1928-29)
 Carl Mitchell (2013)
 Jerry Mitchell (1951-53)
 Norman Mockbee (1935-36)
 DeMarco Montgomery (2015-16)
 Greg Montgomery (1979-80, 82-83)
 Daniel Montiel (2013-16)
 Bill Moody (1985-88)
 Ronald Moon (1974)
 Alex Moore (1950-52)
 Chris Moore (2000)
 David Moore (2017)
 Eddie Moore (1986-89)
 Fred Moore (1961-62)
 James Moore (1988-90)
 Jimmy Moore (1992)
 Leslie Moore (1928-29)
 Trevor Morgan (2013-16)
 Chris Morley (2013-16)
 TiQuintin Morrell (2005-06)
 Paul Morris (1924)
 Marty Mosby (1985)
 Cato Mott (2002-05)
 Tom Muirhead (1956-57)
 Charles Mullins (1988-89)
 Carey Mulwee (1971-72)
 Justin Munn (1996-97)
 J.S. Murphy (1913)
 Mike Murray (1980)
 Keith Mutters (1981-84)
 Troy Myers (1985-87)

N

Percy Nabors (1981-83)
 Lee Narramore (1967)
 Carlos Navia (1994)
 Roberto Navia (1991)
 Ray Neal (1922-23)
Treysen Neal (2018-)
 Larry Neusse (1941)
 Bubba Nelms (1983-84)
 Andy Nelson (1953-56)
 Darrell Nelson (1980-83)
 Dontrell Nelson (2013-16)
 Eric Nelson (1991)
 Chance Nesbitt (1998-00)
 Earl Netcher (1947-48)
 Mike Nettles (1985-88)
 Jace Neville (2015-17)
 Henry Newton (1913)
 Ken Newton (1993-96)
 Charles Nezin (1942)
 Bill Nichols (1950-51)
 Dean Nichols (1978-80)
 Darrell Nicholson (1985-88)
 Ken Niemaseck (1973, 1975-76)
 Tom Nix (1949-50)
 Taurean Nixon (2010-11)
 Mike Nollner (1973)
 John Norman (1986-87, 1989)
 Tye Northern (2015-16)
 Rusty Nunn (1965-67)

O

Richard O'Bryant (1974)
 Austin O'Dell (1998-00)

Bernard Oden (1995-97)
 Derrick Odom (2009)
 Anthony Oggs (1976-77)
 Jae'Lon Oglesby (2015)
 Jack Oliver (1982-84)
 Shelton Oliver (2005)
 Mike Omar (1980, 1982-83)
 Deven Onarheim (2007-10)
 Todd Ondra (1978-80)
 Bob Orians (1976-77)
 Martin Orcutt (1967-69)
Manuel Orona-Lopez (2018-)
 Isadore Outing (2015)
 Murray Outlaw (1950)
 Charles Owens (1961-63)
 Hugh Owens (1976-79)
 Jim Owens (1956-57)
 Teddy Owens (1985-86)

P

Gene Packard (1923)
 Terry Padgett (1965-67)
 Drew Paimore (1994-97)
 Ed Palmer (1937-39)
 Ron Palmer (1985-87)
 Demonic Pandolfi (1928-29)
 Bill Pankey (1940)
 Ricky Pannell (1974)
 Nick Pappas (1966-67)
 Jahmahl Pardner (2016)
Dylan Parham (2018-)
 Ed Parham (1938-39)
 Paul Parish (1958-59)
 Anthony Parker (1979-82)
 Bob Parker (1968-69)
 Ed Parker (1934)
 Rip Parker (1923)
 Tom Parker (1970-72)
 Derron Parquet (2003)
 Carlos Parr (1924)
 Chalmers Parr (1938)
 Emmett Parr (1947-49)
 Dave Parrish (1955)
 Sonny Parsons (1961)
 Tyriq Patrick (2012)
 Bob Patterson (1952-53)
 Brandon Patterson (2005-08)
 Larry Patterson (1993)
 Lloyd Patterson (1975-78)
 Ray Patterson (1992-93)
Riley Patterson (2017-)
 Wiley Patterson (1962-64)
 Brad Paul (2009-10)
 Jim Paulat (1950-52)
 Dave Pawlik (1969-71)
 Brandon Pearce (2005-08)
 Virgil Pearcy (1974-76)
 Brytain Peddy (2017-18)
 Leonard Pegues (2012-15)
 Anthony Penchion (1979-81)
 Boris Penchion (2000-02)
 Nolan Pendergrast (1942, 1947)
 Hugh Penn (1969-70)
 Donald Pennington (2013-16)
 Bunkie Perkins (2000-01)
 Elgin Perkins (1986-87)
 Nico Perkins (1985-88)
Josh Perry (2017-)

Joel Peschke (1992-95)
 Hagan Peters (1941)
 Ural Pettigrew (1916)
 Chuck Pettit (1965-67)
 Osborne Phelan (1915)
 Tommy Phillips (2007-08)
 Rob Phenicie (1987)
 Chun Phillips (1954)
 W.R. Phillips (1916)
 Malcolm Phillips (1949)
 Rubio Phillips (2004-06)
 Tarondal Phillips (2012)
Thomas Pickens (2016-)
 Lionel Pieh (2001-04)
 Danny Pierce (1968-69)
 Jared Pigue (2000)
 Harry Pillow (1942)
 T.J. Pitts (2006-07, 2009)
 Javar Pollard (2003-05)
 Tony Pollard (2016-18)
 Christian Pontius (1934-36)
 Ward Poag (1947-49)
 Dontari Poe (2009-11)
 John Polsgrove (1953)
 Andy Porter (1929, 1932)
 Darian Porter (2015-17)
 Larry Porter (1990-93)
 Pete Porter (1928-29)
 Billy Portis (1937)
 Frank Posey (1934)
 Brian Powell (1994-95)
 Fred Powell (1997-00)
 Chris Powers (1995-98)
 Jeff Powers (1988)
 Mario Pratcher (2003-04, 2006)
 Wallace Prewitt (1913)
 J.B. Price (1933-36)
 Joe Price (2011)
 Kraig Price (1979)
 LaDarius Price (2002-03)
 Roderick Proctor (2014-17)
 Wayne Pryor (1986-89)
 Jimond Pugh (2000-02)
 Neil Purdie (1971)
 Joe Puzin (1972-75)

Q

Jimmy Quarter (1970-71)
 Richard Quast (1962-63)
 Robbie Quinn (1993-94)
 Torenzo Quinn (2009-10)
 Jim Quinter (1970-72)
 John Quintal (1970-72)

R

Al Radvansky (1942)
 Harold Rainwater (1950)
 Ed Randolph (1957-58)
 Henry Rath (1959)
 Malcom Rawls (2007-09)
 Elmer Ray (1947-50)
 Gregory Ray (2009-10)
 Johnny Ray (1979-80)
 Riley Reardon (2018)
 Matt Reagan (2006-09)
 Terry Redden (2011-14)
 Anthony Reddick (1993-94, 1996)
 Bill Reddish (1969-70)

ALL-TIME LETTERWINNERS

Dontae Reed (2007)
 Taylor Reed (2011)
 Jerry Reese (1958-61)
 Chris Reeves (1994-97)
 John Reeves (1938)
 Ted Reeves (1942)
 Paul Regan (1942)
 Joe Regina (1947-49)
 John Register (1975)
 Tannar Rehner (2010-11)
 Stuart Reichart (1942)
 Will Renfro (1951-54)
 Jerrell Rhodes (2010-11)
 Earl Richards (1942)
 Jerry Richards (1955-56)
 Robert Richards (1936)
 Russell Richards (1978-80)
 Dwayne Ricketts (1979-82)
 Darius Ridgeway (2013)
 Mike Ridings (1973-75)
 Bill Riggins (1949-50, 1952)
 Dominik Riley (2007-10)
 Preston Riley (1966-68)
 Teofilo Riley (1996-99)
 Ricky Rivas (1976-77)
 Maurice Roach (1938-41)
 Jeff Roach (1973-75)
 Ken Roach (1970-71)
 Mike Robb (1973-74)
 Mike Robbins (1971)
 - Robbins (1912)
 Brandon Roberson (2003-04)
 Christopher Roberson (2013-16)
 Percy Roberts (1947-49, 1951)
 Billy Robertson (1947-50)
 Brian Robertson (1937-38)
 John Fred Robilio (1961-63)
 Brian Robinson (1938)
 Cliff Robinson (1991)
 Delmon Robinson (2010)
 Jimmy Robinson (2010, 2012)
 Noah Robinson (2014-16)
 Carlton Robinzine (2005-08)
 Bobby Robison (2003-04)
 John Robison (1971)
 Joe Rocconi (1996-99)
 Jeremy Rockette (2007-09)
 Sonny Rodgers (1950-53)
 Barney Rogers (1913-15)
 Glenn Rogers (1969-71)
 Glenn Rogers Jr. (1988-90)
 Chase Rome (2013)
 Jeremy Rone (2002-04)
 Casey Rooney (1999-00)
 Marion Rosenblum (1941-42)
 Ryan Roskelly (1994-95)
 B.J. Ross (2013-16)
 Brandon Ross (2008)
 Greg Ross (1985-88)
 Mowbray Rowand (2000-02)
 Marcus Rucker (2009-12)
 Roy Rucker (1939-40)
 Sidney Rudes (1942)
 James Ruffell (1940)
 Jamaal Rufus (2003-06)
 Scott Rumley (1987-90)
 Shaun Rupert (2016-17)
 Ryan Ruschhaupt (1994)

Bob Rush (1974-76)
 Joe Rushing (1966-67)
 Billy Russell (1953-54)
 Bobby Russell (1970-71)
 Brett Russell (2005-08)
 Glenn Russell (1959)
JJ Russell (2017-)
 John Ruth (1956-57)
 Billy Rutledge (1994)

S

Richard Saccoccia (1961-63)
 Shaun Sands (1995-96)
 Frank Sanders (1931-34)
 Greg Sanders (1980-83)
 Sugar Sanders (1999-01)
 Manny Santibanez (1995-98)
 Paul Savini (1973-75)
 Jeff Sawyer (1989-92)
 Tony Scarpino (1993-94)
 Pete Scatamacchia (1976-77, 1979)
 George Schaad (1949-50)
 Scott Scherer (1999-02)
 David Schlarbaum (1987-89)
 Bob Schmidt (1955-57)
 David Schmidt (1983-85)
 Shelby "Red" Schneider (1927)
 Charlie Scholes (1954-55)
 Chris Schuetz (2010-13)
 Harry Schuh (1962-64)
 Stephen Schuh (2003-06)
 Francis Schwaiger (1935-37)
 Gordon Scoggins (1938)
 Bill Scott (1961-63)
 Dell Scott (1981-82)
 Dontrinell Scott (2013)
 Jack Scott (1947-49)
 Ryan Scott (2003-06)
 Donald Scroggins (1963-65)
 Jeremy Scruggs (1996)
 Sammy Seals (1985-87)
 Mohammed Seisay (2010)
 Geddes Self (1958-59)
 Geddes Self Jr. (1982-84)
 Ron Sells (1995-98)
 Bill Sellars (1937)
 Jay Sentell (1952)
 Tony Semple (1991-93)
 Al Sermon (1998-00)
 Keith Setler (1993-95)
 Andrew Settles (1947-48)
 Juan Settles (1986-87)
 Wallace Sexton (1962-63)
 Tim Seymour (1996-99)
 Kamal Shakir (1997-00)
 Demorrio Shank (1997-99, 2001)
 Reg Sharley (1964-66)
 Octavian Sharp (1984-86)
 John Shearer (1940-41)
 Wells Shearer (1914-16)
 Larry Shelley (1969-70)
 Jim Shelton (1954)
 Ron Sheppard (1974-75)
 Bob Sherlag (1963-65)
 Sam Sherrill (1948)
 David Sherrod (1998-99)
 Alan Shipman (1956-67)

Keith Shirley (1985-88)
 Frank Simmons (1940-42)
 Micah Simmons (2012-15)
 Richard Simmons (1937)
 Jonathan Simpson (2008)
 Keith Simpson (1974-77)
 Jeremy Singler (2010-12)
 Scott Singler (1992, 1994-95)
 Carlos Singleton (2006-09)
 Bud Sipfle (1975-78)
 John Shore (1924)
 Vincent Skillman (1924)
 Mechane Slade (2016-18)
 Jarvis Slaton (1997-00)
 Christian Slaughter (2016-17)
 Randy Smalley (1977)
 Farrell Skinner (1967)
 Andy Smith (2004-07)
 Butch Smith (1971-72)
 Cannon Smith (2010-12)
 Carroll Smith (1934-37)
 Dennis Smith (1978-80)
 Derek Smith (2009-11)
 Frank Smith (1979-82)
 Hank Smith (1924-27)
 Jack Smith (1967)
 Julius Smith (1948)
 Lance Smith (2009)
 Leo O. Smith (1935-36)
 Marcus Smith (1999-01)
 Palmer Smith (1969-71)
 Rod Smith (2004-06)
 Rusty Smith (1955)
 Sid Smith (1990-91)
 Spencer Smith (2014-17)
 Steve Smith (1987-90)
 Tom Smith (1981-83)
 Wade Smith (1999-02)
 Wesley Smith (2003-06)
 Wil Smith (1936)
 Claude Smithmier (1947, 1949-50)
 George Sneed (1948-49)
 Rick Snider (1978-80)
 Glenn Snodgrass (1976-78)
 Guy Snyder (1921)
 Michael Snyder (2003-06)
 Bill Solomon (1971-73)
 Richard Sorsby (1916)
 Jack Sorrells (1940)
 Keith Spann (1993-96)
 Danny Sparkman (1983-85)
 Ricky Sparkman (1983-84)
 Quitman Spaulding (1993-95)
 Jim Spitchley (1950-51)
 Michael Spurlock (2003-06)
 Tyler Spurlock (2012)
 John Stanek (1948-50, 1952)
 Joe Stanley (1989-92)
 Michael Stannard (2012, 2014-15)
 Mike Stark (1969-71)
 George Stapleton (1980-82)
 Alton Starr (2006-09)
 Laverne Steedley (1957-58)
 Curtis Steele (2008-09)
 Robert Steeples (2012)
 Jai Steib (2012-13)
 Walt Stephens (1984)

Harber Stephenson (1942)
 Quincy Stephenson (1999-01)
 Harold Sterling (1958-59)
 Wood Stevens (1965-67)
 Clark Stevenson (1988-89)
 Brandon Stewart (2004-05)
 James Stewart (1976-79)
 Jason Stewart (2014-16)
 Jeremy Stewart (1995-98)
 Caspor Stiles (1996-99)
 Pat Stiles (1994-97)
 John Stoddard (1988)
 George Stone (1950-51)
 Michael Stone (1998-00)
 Rick Strawbridge (1970-71)
 David Strickland (1955-56)
 Anthony Strong (1983-86)
 Bill Strong (1951)
 Cody Stubblefield (2007-08)
Chandler Stump (2017-)
 Neil Suber (1998-01)
 Terrie Sudduth (1978-80)
 Mello Sulipeck (1964-65)
 Andy Summerlin (2011)
 Phillip Sumpter (2014-16)
 Glenn Sumter (1998-01)
 Brent Sutherland (2007-08)
 Phil Sutherland (1980-82)
 Ned Suttle (1953-54)
 Ernest Suttles (2014-17)
 Duron Sutton (1995-96)
 Dick Swain (1929)

T

Joe Tague (1972)
 Tom Talbot (1970-71)
 Frank Talerico (1956-57)
John Tate IV (2017-)
 Trevon Tate (2015-18)
 Rex Tatum (1955-56)
 Clifton Taylor (1971-73)
 Ed Taylor (1972-73)
 Eric Taylor (2000-03)
 Hal Taylor (1956-58)
Patrick Taylor Jr. (2016-)
 Sheldon Taylor (2002-03)
Timothy Taylor (2018-)
 Tony Taylor (1951-53)
 Bob Teer (1936)
 Leonard Teixeira (1969)
 Luis Tejeda (1994)
 Greg Terrell (2006-09)
 Coot Terry (2000-03)
 Dashaughn Terry (2014-15)
 Roger Terry (2009)
 Charles Thomas (1942)
 Daniel Thomas (2010-11)
 Dave Thomas (2006-07)
 Jim Thomas (1983-85)
La'Andre Thomas (2017-)
 Marvin Thomas (1993-96)
 Michael Thomas (1977-80)
 Oscar Thomas (1953)
 Sam Thomas (2013-14)
 Terrence Thomas (2010-11)
 Tristan Thomas (2001-04)
 Brent Thompson (1987)
 Burl Thompson (1923)

DeAndre Thompson (2012)
 Don Thompson (1955)
 Ed Thompson (1928-29)
 James Thompson (1972-73)
 John Thompson (1985-86)
 Justin Thompson (2009-10)
 Knox Thompson (1948-49)
 Reginald Thompson (1983-85)
 Tommy Thompson (1971-73)
 Troy Thompson (1989-90)
 Doss Thorne (1923)
 Royster Thurman (1916)
 Rick Thurow (1967-69)
 Tom Thweatt (1972)
 Gerald Tinker (1971-72)
 Brent Todd (2007-08)
 Jerry Todd (1967-69)
 Brett Toney (2007-09)
 Darrel Torbeft (1977-79)
 Bub Tracy (1923)
 Rusty Trail (1987-89)
 Butch Travis (1962-64)
 Reggie Travis (2011-12)
 Lish Trice (1989-90)
 Ken Trocki (1972-74)
 Frank Trotter (2008-11)
 Nick Tsatsaronis (2000)
 Don Tubbs (1952-53)
 Albert Tucker (1933-36)
 Brandon Tucker (1997-99)
 Robert Tucker (1915)
 Mike Turkiewicz (1986)
 Ellis Turner (1983-84)
 Haiden Turner (1935-36)
 Jack Turner (1955-57)
 Steven Turner (2006-09)
 Tom Twitty (1952-53)
 Fulford (Tombstone) Tyson (1924)

U

Tyler Usetlon (2014-15)

V

Jamere Valentine (2012-13)
 Ken Valentine (1970-71)
 Duane Vandborg (1993-94)
 Brian Vanderheyden (1978-80)
 Russell Van Dyke (1923)
 Johnny Van Vulpen (1940)
 David Vaughn (1968-70)
 Elmer Vaughn (1937-38)
 Kimbrough Vaughn (1937-38)
 Newell Vaugn (1941)
 Eduardo Vega (1990)
 Jay Verna (1976-77)
 Scott Vogel (2001-04)
 Tommy Vollmar (1998-99)
 Richard Vollmer (1959)
 Russell Vollmer (1961-63)
 Greg Voran (1976-77)

W

Charles Walker (1992)
 Jeff Walker (1982-85)
 Johnny Walker (1982-83)
 Otis Walker (1926-29)
 Tommy Walker (2007, 2009-11)

John Wallace (1941)
 Ray Wallace (1972-73)
 Tearris Wallace (2014-16)
 Tom Wallace (1965-67)
 -Wallace (1913)
 Charles Walsh (1915-16)
 Bobby Ward (1973)
 Gene Ward (1964-65)
 Jerry Ward (1952-53)
 Keydrin Ward (1998-99)
 Marquis Warford (2013)
 Brandon Washington (2008)
 Henry Washington (2002)
 LaVale Washington (2002-05)
 Todd Washington (2010)
 Hugh Washburn (1914-16, 1919)
 Anthony Watson (2012-13)
 Preston Watts (1940-42)
 Austin Weaver (2010-12)
 Josh Weaver (2006-09)

Marquavius Weaver (2018-)

Stan Weaver (1981-83)
 Fred Webb (1976-78)
 Ray Webb (1968-70)
 Von Webb (2002, 2004)
 Pete Wedel (1952)
 Wayne Weedon (1977-79)
 Pete Weeks (1968-69)
 W.D. Weeks (1970)
 Ed Weldon (1961-62)
 Nykiren Wellington (2013-14)
 James West (1937-38)
 Marcus West (2002-05)
 Turner West (2007-09)
 Dernice Wherry (1999-01)
 Blake Whiddon (2005)
 Brett Whiddon (1991-93)
 Travis Whitaker (1997)

Brady White (2018-)

Darron White (2001-04)
 Gerald White (1986-89)
 James White (1986-87)
 Jeff White (1981-84)
 John White (1966-67)
 Keith White (1947-50)
 Ryan White (1998-01)
 Shareef White (2014-17)
 William White (1915)
 Olen Whitely (2003-05)
 Glenn Whiteman (1974-75)
 Don Whitlock (1961-62)
 Doug Whittaker (2001-02)
 Vance Whittaker (1972)
 Glenn Whitemore (1971-73)
 Andy Whitwell (1986-88)
 Raymond Wiles (1947)
 Tony Wiley (1980-82)
 James Wilhite (1914-15)
 Britton Wilkins (1993-96)

Adam Williams (2018-)

Alex Williams (1949-50)
 Bobby Williams (1974-76)
 Brian Williams (1994)
 Chad Williams (1992-93)
 Cooper Williams (2015-16)
 DeAngelo Williams (2002-05)
 Earnest Williams (2005-08)
 Fred Williams (1968)

Ian Williams (1997-98, 2000)
 Jeremy Williams (1990-93)
John "Pop" Williams (2016-)
 Larry Williams (1965-67)
 Punkin Williams (1983-84)
 Richard Williams (1979-82)
 Ryan Williams (2005-07)
 Ryan Williams (2010)
 Stevie D. Williams (1990-93)
 Tony Williams (1993-96)
 Freddie Williamson (1953)
 Patrick Willis (1998-00)
 Charles Wilson (1986-88)
 Eric Wilson (1982)

Jonathan Wilson (2016-)

Nelson Wilson (1934)
 Paul Wilson (1970-72)
 Rolin Wilson (1914-16, 1919)
 Victor Wimpee (1958-59)
 Danny Wimprine (2001-04)
 Frank Wims (2015)
 Tito Windham (2017-18)
 Ricky Windom (1988-90)
 Patrick Winfield (2014)
 Charlie Wing (1949-50)
 Ferris Wing (1949-50, 1952-53)
 Francis Winkler (1965-67)
 Dion Witty (2012-15)
 Jeff Womack (1982, 1984-86)
 Andy Wood (1987-90)
 Wayne Wood (1950-51)

Dustin Woodard (2016-)

Andre Woods (1993-94, 1996)
 Jerome Woods (1994-95)
 Joel Woods (1984)
 Doug Woodlief (1963-64)
 Bill Wright (1968-70)
 Bryan Wright (2008-10)
 Cedric Wright (1980-83)
 James Earl Wright (1958-61)
 John Wallace Wright (1961-64)
 Keith Wright (1974-77)
 Kevin Wright (2011)
 Larry Wright (1954-55)
 Lummy Wright (1973-75)
 Thomas Wright (1934)
 Lynn Wroblewski (1966-67)
 Bruce Wyatt (1924)

Y

Anthony Young (2014-17)
 Bobby Young (1956)
 Carl Young (1953)
 Damon Young (1985-88)
 Jerry Young (1981-82)
 Robby Young (2014-16)
 Roberto Young (2000)

Z

Vinny Zaccario (2008)
 Billy Zarecor (1937-38)
 Mike Zdancewicz (1975-77)
 Charles Zuendel (1942)

ALL-TIME SERIES RECORD

OPPONENT	FIRST GAME	LAST GAME	W	L	T
ABILENE CHRISTIAN	1954	1961	3	0	1
AKRON	2005	2005	1	0	0
ALABAMA	1958	1991	1	7	0
ARKANSAS	1992	1998	3	2	0
ARKANSAS COLLEGE	1922	1932	2	2	0
ARKANSAS MONTICELLO	1938	1938	1	0	0
ARKANSAS STATE	1914	2013	29	24	5
ARKANSAS TECH	1956	1957	2	0	0
ARMY	1985	2002	4	1	0
ATHENS COLLEGE	1948	1948	1	0	0
AUBURN	1975	2015	2	1	0
AUSTIN PEAY STATE	1937	2014	8	0	0
BETHEL COLLEGE (Tenn.)	1922	1933	7	4	2
BOWLING GREEN	2004	2016	2	1	0
BYU	2014	2014	1	0	0
CARUTHERSVILLE JC (Mo.)	1929	1931	2	0	1
CENTENARY COLLEGE	1947	1947	1	0	0
CENTRAL ARKANSAS	1920	1936	1	3	1
CINCINNATI	1966	2016	21	13	0
CITADEL	1958	1962	2	1	0
COLORADO STATE	1974	1974	1	0	0
CONNECTICUT	2013	2018	3	1	0
CUMBERLAND COLLEGE	1928	1938	2	1	0
DELTA STATE	1927	1949	9	4	1
DETROIT	1962	1962	1	0	0
DRAKE	1972	1972	0	1	0
DUKE	2012	2013	0	2	0
ECU	1990	2018	8	15	0
EAST CENTRAL OKLAHOMA	1951	1951	1	0	0
EAST TENNESSEE STATE	1956	1957	2	0	0
FLORIDA	1988	1989	1	1	0
FLORIDA ATLANTIC	2007	2007	0	1	0
FLORIDA STATE	1959	1990	7	10	1
FREED-HARDEMAN	1933	1933	1	0	0
FURMAN	1961	1961	0	1	0
GEORGIA	1982	1984	0	2	0
GEORGIA STATE	2018	2018	1	0	0
GEORGIA TECH	1980	1982	1	2	0
HARDIN-SIMMONS	1960	1961	2	0	0
HENDRIX COLLEGE	1923	1925	1	2	0
HOUSTON	1963	2018	12	15	0
IOWA STATE	2017	2017	0	1	0
JACKSONVILLE STATE (Ala.)	1937	2007	2	0	0
JONESBORO COLLEGE	1924	1930	4	0	1
KANSAS	2015	2016	2	0	0
KANSAS STATE	1949	1973	1	2	0
KENTUCKY	1953	1957	0	4	0
LAMBUTH COLLEGE	1926	1931	3	1	0
LITTLE ROCK COLLEGE	1920	1929	1	3	0
LIVINGSTON STATE	1941	1941	1	0	0
LOUISIANA COLLEGE	1936	1958	5	3	0
UL-LAFAYETTE (Southwestern La.)	1950	1996	9	4	0
UL-MONROE (Northeast La.)	1979	2017	2	1	0
LOUISIANA TECH	1936	1959	5	5	0
LOUISVILLE	1948	2013	19	24	0
MARSHALL	2005	2012	2	6	0
MAYFIELD COLLEGE	1927	1928	2	0	0
McNEESE STATE	1964	1965	2	0	0
MERCER	2018	2018	1	0	0
MIAMI (Fla.)	1969	1996	1	2	0
MICHIGAN	1995	1995	0	1	0
MICHIGAN STATE	1997	1997	0	1	0
MIDDLE TENNESSEE	1925	2014	9	17	1

OPPONENT	FIRST GAME	LAST GAME	W	L	T
MILLSAPS	1930	1941	2	2	0
MINNESOTA	1997	1998	0	2	0
MISSISSIPPI	1921	2016	11	49	2
MISSISSIPPI STATE	1951	2011	10	34*	0
MISSOURI	1991	2018	1	3	0
MISSOURI-ROLLA (Mines)	1947	1948	1	1	0
MISSOURI STATE	1923	2015	2	1	0
MURRAY STATE	1924	2002	10	9	3
NAVY	2015	2018	1	3	0
NEW MEXICO	1986	1986	0	1	0
NICHOLLS STATE	2008	2008	1	0	0
NORTH CAROLINA	1983	1984	0	2	0
NORTH TEXAS STATE	1952	1980	16	4	0
OUACHITA	1942	1942	0	1	0
RHODES (Southwestern)	1922	1941	2	7	0
RICE	2007	2012	2	2	0
SAN JOSE STATE	1971	1971	1	0	0
SMU	1976	2018	8	3	0
SOUTH ALABAMA	2018	2018	1	0	0
SOUTH CAROLINA	1963	1972	2	2	0
SOUTHEASTERN LOUISIANA	1942	1953	1	2	0
SOUTHEAST MISSOURI ST	1929	2016	3	1	2
SOUTHERN CALIFORNIA	1991	1991	1	0	0
SOUTHERN ILLINOIS	2017	2017	1	0	0
SOUTHERN MISS (Miss. Teachers)	1935	2012	22	40	1
STEPHEN F. AUSTIN	1959	1959	1	0	0
SUNFLOWER JC	1928	1934	3	0	0
TAMPA	1948	1964	3	0	0
TCU	2002	2002	0	1	0
TEMPLE	2013	2016	2	2	0
TENNESSEE	1968	2010	1	22	0
TENNESSEE-CHATTANOOGA	1942	2006	12	5	0
UT MARTIN (Tenn JC; see Hall-Moody)	1924	2013	6	3	0
TENNESSEE TECH	1931	2003	10	7	4
TEXAS A&M	1978	1979	0	2	0
TEXAS-ARLINGTON	1960	1962	2	0	0
TRINITY	1955	1956	0	2	0
TROY STATE	1937	1941	4	1	0
TULANE	1954	2018	22	12	1
TULSA	1961	2018	18	11	0
UAB	1997	2012	5	10	0
UCF	1990	2018	1	13	0
UCLA	2014	2017	1	1	0
UNION UNIVERSITY	1916	1950	10	13	0
USF	2001	2016	5	4	0
UTAH STATE	1965	1977	4	3	0
UTEP	2005	2010	3	1	0
VANDERBILT	1950	1989	5	7	0
VMI	1960	1960	1	0	0
VIRGINIA TECH	1970	1985	3	3	0
WAKE FOREST	1964	2018	2	3	0
WASHINGTON UNIV. (Mo.)	1949	1950	2	0	0
WEST TEXAS STATE	1963	1971	6	0	0
WESTERN KENTUCKY	1933	2016	2	3	1
WICHITA STATE	1968	1980	10	0	0

120 MAJOR OPPONENTS: 461-490-28

ALL-TIME RECORD: 489-519-33

*Mississippi State win later forfeited by the NCAA.

ALL-TIME SERIES RESULTS

ABILENE CHRISTIAN					
MEMPHIS LEADS 3-0-1					
1954	T	6-6	at Memphis		
1959	W	13-7	at Memphis		
1960	W	55-6	at Memphis		
1961	W	35-55	at Memphis		

AKRON					
MEMPHIS LEADS 1-0-0					
2005	W	38-31	at Detroit		

ALABAMA					
ALABAMA LEADS 7-1-0					
1958	L	14-0	at Tuscaloosa		
1959	L	14-7	at Tuscaloosa		
1983	L	44-13	at Tuscaloosa		
1985	L	28-9	at Memphis		
1986	L	37-0	at Tuscaloosa		
1987	W	13-10	at Memphis		
1989	L	35-7	at Birmingham		
1991	L	10-7	at Memphis		

ARKANSAS					
MEMPHIS LEADS 3-2-0					
1992	W	22-6	at Memphis		
1993	W	6-0	at Little Rock		
1994	W	16-15	at Memphis		
1995	L	27-20	at Little Rock		
1998	L	23-9	at Memphis		

ARKANSAS COLLEGE					
TIED 2-2-0					
1922	L	13-0	at Batesville		
1924	L	49-0	at Batesville		
1932	W	20-0	at Batesville		
1933	W	20-6	at Batesville		

ARKANSAS-MONTICELLO					
MEMPHIS LEADS 1-0-0					
1938	W	50-0	at Memphis		

ARKANSAS STATE					
MEMPHIS LEADS 29-24-5					
1914	L	18-6	at Jonesboro		
1915	L	40-0	at Jonesboro		
1916	L	27-0	at Jonesboro		
1917	L	19-0	at Jonesboro		
1918	W	37-6	at Jonesboro		
1919	L	6-0	at Jonesboro		
1920	L	13-0	at Jonesboro		
1921	L	19-0	at Jonesboro		
1922	W	68-0	at Memphis		
1923	W	6-0	at Jonesboro		
1925	L	19-0	at Jonesboro		
1926	L	7-0	at Memphis		
1927	L	9-6	at Memphis		
1928	W	19-14	at Memphis		
1929	W	6-0	at Jonesboro		
1930	L	13-6	at Memphis		
1931	L	14-6	at Jonesboro		
1932	L	12-6	at Memphis		
1933	T	0-0	at Jonesboro		
1934	W	18-0	at Memphis		

ARKANSAS STATE					
MEMPHIS LEADS 29-24-5					
1935	L	18-0	at Jonesboro		
1938	W	38-2	at Jonesboro		
1939	L	7-6	at Memphis		
1947	T	19-19	at Memphis		
1948	W	34-13	at Memphis		
1949	W	61-7	at Jonesboro		
1950	W	60-7	at Memphis		
1953	L	20-0	at Memphis		
1954	W	26-7	at Memphis		
1955	L	21-20	at Memphis		
1956	W	34-0	at Memphis		
1957	W	34-0	at Memphis		
1975	L	29-10	at Memphis		
1980	W	24-3	at Memphis		
1982	W	12-0	at Memphis		
1983	T	14-14	at Memphis		
1984	W	17-2	at Memphis		
1986	L	30-10	at Memphis		
1987	T	21-21	at Memphis		
1988	W	9-7	at Memphis		
1989	L	17-13	at Memphis		
1990	T	24-24	at Memphis		
1991	W	31-21	at Memphis		
1992	W	37-7	at Memphis		
1993	W	45-3	at Memphis		
1994	W	15-6	at Memphis		
1997	W	38-9	at Memphis		
1998	W	35-19	at Memphis		
1999	W	31-26	at Memphis		
2000	W	19-17	at Jonesboro		
2003	W	38-16	at Memphis		
2004	W	47-35	at Jonesboro		
2006	L	26-23	at Memphis		
2007	L	35-31	at Jonesboro		
2008	W	29-17	at Memphis		
2011	L	47-3	at Jonesboro		
2012	L	33-28	at Jonesboro		
2013	W	31-7	at Memphis		

ARKANSAS TECH					
MEMPHIS LEADS 2-0-0					
1956	W	32-21	at Memphis		
1957	W	20-6	at Memphis		

ARMY					
MEMPHIS LEADS 4-1-0					
1985	L	49-7	at West Point		
1999	W	14-10	at Memphis		
2000	W	26-16	at West Point		
2001	W	42-10	at Memphis		
2002	W	38-10	at Memphis		

ATHENS COLLEGE					
MEMPHIS LEADS 1-0-0					
1948	W	45-0	at Athens		

AUBURN					
MEMPHIS LEADS 2-1-0					
1975	W	31-20	at Auburn		
1976	W	28-27	at Memphis		
2015	L	31-10	at Birmingham		

AUSTIN PEAY STATE					
MEMPHIS LEADS 8-0-0					
1937	W	26-0	at Memphis		
1940	W	40-0	at Memphis		
1941	W	26-0	at Clarksville		
1947	W	40-0	at Memphis		
1956	W	42-19	at Memphis		
1957	W	41-0	at Memphis		
2011	W	27-6	at Memphis		
2014	W	63-0	at Memphis		

BETHEL COLLEGE					
MEMPHIS LEADS 7-4-2					
1922	W	26-0	at McKenzie		
1923	W	12-0	at Memphis		
1924	L	6-0	at McKenzie		
1925	L	7-0	at McKenzie		
1926	L	13-0	at Memphis		
1927	W	27-13	at Memphis		
1928	T	0-0	at Memphis		
1929	W	10-0	at McKenzie		
1930	W	20-0	at Memphis		
1931	T	0-0	at McKenzie		
	W	6-0	at Memphis		
1932	L	6-0	at Memphis		
1933	W	20-13	at McKenzie		

BOWLING GREEN STATE					
MEMPHIS LEADS 2-1-0					
2004	L	52-35	at Mobile, Ala.		
2015	W	44-41	at Bowling Green		
2016	W	77-3	at Memphis		

BYU					
MEMPHIS LEADS 1-0-0					
2014	W	55-48	at Miami, Fla.		

CAROTHERSVILLE JC					
MEMPHIS LEADS 2-0-1					
1929	W	26-0	at Memphis		
1930	W	25-13	at Memphis		
1931	T	0-0	at Caruthersville		

CENTENARY COLLEGE					
MEMPHIS LEADS 1-0-0					
1947	W	26-7	at Memphis		

CENTRAL ARKANSAS					
CENTRAL ARKANSAS LEADS 3-1-1					
1920	L	35-0	at Conway		
1922	T	0-0	at Conway		
1923	W	14-7	at Conway		
1935	L	19-0	at Memphis		
1936	L	54-0	at Conway		

CINCINNATI					
MEMPHIS LEADS 21-13-0					
1966	W	26-14	at Memphis		
1967	W	17-0	at Memphis		
1969	W	52-6	at Cincinnati		
1970	W	14-10	at Memphis		
1971	W	45-21	at Cincinnati		
1972	W	29-24	at Memphis		
1973	W	17-13	at Cincinnati		
1974	W	13-7	at Memphis		
1975	L	13-3	at Cincinnati		
1978	L	34-14	at Memphis		
1979	W	23-17	at Memphis		
1980	L	14-10	at Cincinnati		
1981	L	38-7	at Cincinnati		
1982	L	16-7	at Memphis		
1983	W	43-10	at Cincinnati		
1984	W	47-7	at Memphis		
1989	W	34-17	at Cincinnati		
1992	W	34-14	at Memphis		
1993	L	23-20	at Cincinnati		
1994	W	26-3	at Memphis		
1995	L	28-3	at Cincinnati		
1996	W	18-16	at Memphis		
1997	L	20-17	at Cincinnati		
1998	W	41-23	at Memphis		
1999	W	21-13	at Cincinnati		
2000	L	13-10 (ot)	at Memphis		
2001	L	36-34	at Memphis		

NON-COLLEGIATE SERIES RECORDS						
OPPONENT	FIRST GAME	LAST GAME	W	L	T	
BLYTHEVILLE HIGH (Ark.)	1922	1922	0	0	1	
BOLTON AGRICULTURAL COL.	1912	1914	2	0	0	
CASTLE HGTS. MILITARY INST.	1918	1918	0	1	0	
CENTRAL HIGH (Memphis)	1913	1919	1	6	0	
CENTRAL-MUS ALL-STAR	1918	1918	0	1	0	
CHRISTIAN BROTHERS COLLEGE	1912	1922	2	3	0	
FIRST BTN TN NAT'L GUARD	1915	1915	1	0	0	
FORD KILGINGTON	1921	1921	1	0	0	
HAYWOOD COUNTY HIGH	1915	1921	2	0	1	
INDEPENDENTS	1915	1915	1	0	0	
JACKSON HIGH (Tenn.)	1914	1917	2	1	0	
McKENZIE-McTYRIER PREP	1919	1919	0	1	0	
MEMPHIS NAVY	1950	1950	1	0	0	
MISSISSIPPI HEIGHTS	1923	1924	1	1	0	
MISSISSIPPI RESERVES	1914	1914	0	1	0	
MEMPHIS UNIV. SCHOOL	1912	1922	1	7	1	
NATC (Navy Millington)	1947	1948	1	1	0	
OSCEOLA (AR) ATHLET. CLUB	1914	1914	1	0	0	
PARAGOULD HIGH (Ark.)	1920	1920	0	1	0	
PENSACOLA NAVY (Fla.)	1947	1949	2	1	0	
QUANTICO MARINES	1965	1966	1	1	0	
SOMERVILLE HIGH (Tenn.)	1913	1916	4	0	0	
TECH HIGH (Memphis)	1919	1921	2	0	0	
TENNESSEE DOCTORS (Memphis)	1923	1926	0	3	0	
TENNESSEE RESERVES	1921	1921	0	0	1	
TUPELO (Miss.) MILITARY INST	1922	1922	1	0	0	
WILSON HIGH (Ark.)	1921	1922	1	0	1	

NON-COLLEGIATE SERIES RECORD: 28-29-5

ALL-TIME SERIES RESULTS

CINCINNATI

MEMPHIS LEADS 21-13-0

2002	L	48-10	at Cincinnati
2003	W	21-16	at Memphis
2004	L	49-10	at Cincinnati
2013	L	34-21	at Memphis
2014	W	41-14	at Cincinnati
2015	W	53-46	at Memphis
2016	W	34-7	at Cincinnati

THE CITADEL

MEMPHIS LEADS 2-1-0

1958	L	28-26	at Memphis
1961	W	40-0	at Memphis
1962	W	60-13	at Charleston

COLORADO STATE

MEMPHIS LEADS 1-0-0

1974	W	20-18	at Fort Collins
------	---	-------	-----------------

CONNECTICUT

MEMPHIS LEADS 3-1-0

2013	L	45-10	at East Hartford
2014	W	41-10	at Memphis
2017	W	70-31	at East Hartford
2018	W	55-14	at Memphis

CUMBERLAND COLLEGE

MEMPHIS LEADS 2-1-0

1928	L	6-0	at Lebanon
1929	W	12-6	at Memphis
1938	W	68-0	at Memphis

DELTA STATE

MEMPHIS LEADS 9-4-1

1927	W	21-0	at Memphis
1928	W	12-0	at Cleveland
1929	T	0-0	at Memphis
1930	L	7-0	at Cleveland
1931	L	32-6	at Memphis
1932	W	13-0	at Cleveland
1935	W	30-0	at Memphis
1936	L	33-7	at Cleveland
1937	L	19-14	at Memphis
1938	W	8-0	at Cleveland
1939	W	7-0	at Memphis
1940	W	7-0	at Cleveland
1941	W	23-7	at Memphis
1949	W	47-0	at Memphis

DETROIT

MEMPHIS LEADS 1-0-0

1962	W	33-8	at Memphis
------	---	------	------------

DRAKE

DRAKE LEADS 1-0-0

1972	L	23-7	at Memphis
------	---	------	------------

DUKE

DUKE LEADS 2-0-0

2012	L	38-14	at Durham
2013	L	28-14	at Memphis

ECU

ECU LEADS 15-8-0

1990	L	24-17	at Memphis
1991	L	20-13	at Greenville
1992	W	42-7	at Memphis
1993	W	34-7	at Greenville
1994	L	30-6	at Memphis
1995	L	31-17	at Greenville

ECU

ECU LEADS 15-8-0

1996	L	20-10	at Memphis
1997	L	32-10	at Greenville
1998	L	34-31	at Memphis
2000	W	17-10	at Memphis
2001	L	32-11	at Greenville
2003	W	41-24	at Memphis
2004	W	38-35	at Greenville
2005	W	27-24	at Memphis
2006	L	35-20	at Greenville
2007	L	56-40	at Greenville
2008	L	30-10	at Greenville
2009	L	38-19	at Memphis
2010	L	49-27	at Greenville
2011	L	35-17	at Memphis
2012	L	41-7	at Greenville
2017	W	70-13	at Memphis
2018	W	59-41	at Greenville

EAST CENTRAL OKLAHOMA

MEMPHIS LEADS 1-0-0

1951	W	61-0	at Memphis
------	---	------	------------

EAST TENNESSEE STATE

MEMPHIS LEADS 2-0-0

1956	W	32-12	at Johnson City
1957	W	24-7	at Memphis

FLORIDA

TIED 1-1-0

1988	W	17-11	at Gainesville
1989	L	18-13	at Memphis

FLORIDA ATLANTIC

FAU LEADS 1-0-0

2007	L	44-27	at New Orleans
------	---	-------	----------------

FLORIDA STATE

FLORIDA STATE LEADS 10-7-1

1959	W	16-6	at Memphis
1967	L	26-7	at Memphis
1968	L	20-10	at Tallahassee
1969	W	28-26	at Tallahassee
1970	W	16-12	at Memphis
1973	W	13-10	at Tallahassee
1974	W	42-14	at Memphis
1975	W	17-14	at Tallahassee
1976	W	21-12	at Memphis
1977	L	30-9	at Tallahassee
1979	L	66-17	at Tallahassee
1980	L	24-3	at Memphis
1981	L	10-5	at Tallahassee
1984	T	17-17	at Memphis
1985	L	19-10	at Tallahassee
1987	L	41-24	at Tallahassee
1989	L	57-20	at Tallahassee
1990	L	35-3	at Orlando

FREED-HARDMAN

MEMPHIS LEADS 1-0-0

1933	W	51-0	at Memphis
------	---	------	------------

FURMAN

FURMAN LEADS 1-0-0

1961	L	7-6	at Memphis
------	---	-----	------------

GEORGIA

GEORGIA LEADS 2-0-0

1982	L	34-3	at Athens
1984	L	13-3	at Memphis

GEORGIA STATE

MEMPHIS LEADS 1-0-0

2018	W	59-22	at Memphis
------	---	-------	------------

GEORGIA TECH

GEORGIA TECH LEADS 2-1-0

1980	L	17-8	at Atlanta
1981	W	28-15	at Atlanta
1982	L	24-20	at Memphis

HARDIN-SIMMONS

MEMPHIS LEADS 2-0-0

1960	W	42-7	at Memphis
1961	W	56-0	at Memphis

HENDRIX COLLEGE

HENDRIX COLLEGE LEADS 2-1-0

1923	W	9-6	at Conway
1924	L	51-0	at Conway
1925	L	54-6	at Conway

HOUSTON

HOUSTON LEADS 15-12-0

1963	W	29-6	at Memphis
1966	W	14-13	at Houston
1967	L	35-18	at Houston
1968	L	27-7	at Memphis
1971	L	35-7	at Memphis
1973	L	35-21	at Memphis
1974	L	13-10	at Houston
1975	W	14-7	at Memphis
1978	W	17-3	at Memphis
1996	L	37-20	at Houston
1997	W	24-3	at Memphis
1998	L	35-14	at Houston
2000	L	33-30(3ot)	at Memphis
2001	W	52-33	at Houston
2002	L	26-21	at Memphis
2003	W	45-14	at Houston
2004	W	41-14	at Memphis
2005	W	35-20	at Houston
2006	L	23-20 (ot)	at Memphis
2009	L	55-14	at Houston
2010	L	56-17	at Memphis
2013	L	25-15	at Houston
2014	L	28-24	at Memphis
2015	L	35-34	at Houston
2016	W	48-44	at Memphis
2017	W	42-38	at Houston
2018	W	52-31	at Memphis

IOWA STATE

IOWA STATE LEADS 1-0-0

2017	L	21-20	at Memphis
------	---	-------	------------

JACKSONVILLE STATE

MEMPHIS LEADS 2-0-0

1937	W	46-0	at Memphis
2007	W	35-14	at Memphis

JONESBORO COLLEGE

MEMPHIS LEADS 4-0-1

1924	W	33-6	at Memphis
1925	T	6-6	at Jonesboro
1926	W	19-0	at Jonesboro
1927	W	48-0	at Memphis
1930	W	73-0	at Memphis

KANSAS

MEMPHIS LEADS 2-0-0

2015	W	55-23	at Lawrence
2016	W	43-7	at Memphis

KANSAS STATE

KANSAS STATE LEADS 2-1-0

1949	W	21-14	at Memphis
1971	L	28-21	at Memphis
1973	L	21-16	at Manhattan

KENTUCKY

KENTUCKY LEADS 4-0-0

1953	L	20-7	at Lexington
1954	L	33-7	at Lexington
1955	L	41-7	at Lexington
1957	L	53-7	at Lexington

LAMBUTH COLLEGE

MEMPHIS LEADS 3-1-0

1926	L	7-0	at Jackson
1927	W	20-7	at Memphis
1930	W	14-6	at Jackson
1931	W	13-0	at Memphis

LITTLE ROCK COLLEGE

LITTLE ROCK LEADS 3-1-0

1920	L	41-0	at Little Rock
1923	L	3-0	at Little Rock
1926	L	48-14	at Little Rock
1929	W	32-6	at Memphis

LIVINGSTON STATE

MEMPHIS LEADS 1-0-0

1941	W	38-0	at Memphis
------	---	------	------------

LOUISIANA COLLEGE

MEMPHIS LEADS 5-3-0

1936	L	12-0	at Memphis
1937	L	7-0	at Pineville
1938	W	14-6	at Memphis
1939	L	19-15	at Pineville
1940	W	26-13	at Memphis
1949	W	27-0	at Memphis
1950	W	25-12	at Pineville
1958	W	27-14	at Memphis

UL-LAFAYETTE (SOUTHWESTERN LA.)

MEMPHIS LEADS 9-4-0

1950	W	20-0	at Memphis
1951	W	41-7	at Lafayette
1967	W	28-6	at Memphis
1973	W	41-6	at Lafayette
1984	W	20-7	at Memphis
1985	W	37-6	at Lafayette
1986	L	26-10	at Memphis
1987	L	31-7	at Lafayette
1988	W	20-3	at Memphis
1990	W	20-6	at Memphis
1993	L	17-15	at Lafayette
1995	W	33-19	at Lafayette
1996	L	13-9	at Lafayette

UL-MONROE (NORTHEAST LA.)

MEMPHIS LEADS 2-1-0

1979	L	21-20	at Memphis
2000	W	28-0	at Memphis
2017	W	37-29	at Memphis

LOUISIANA TECH

TIED 5-5-0

1936	L	44-0	at Ruston
1942	L	33-7	at Memphis
1948	L	20-14	at Ruston
1950	W	6-0	at Memphis
1951	W	26-14	at Memphis
1952	L	26-7	at Ruston

LOUISIANA TECH

TIED 5-5-0

Table with columns: Year, W/L, Score, Location. Rows: 1953 W 13-7 at Memphis, 1957 W 17-7 at Ruston, 1958 W 26-12 at Memphis, 1959 L 10-8 at Ruston

LOUISVILLE

LOUISVILLE LEADS 24-19-0

Table with columns: Year, W/L, Score, Location. Rows: 1948 W 13-7 at Memphis, 1952 W 29-25 at Memphis, 1961 W 28-13 at Louisville, 1962 W 49-0 at Memphis, 1963 W 25-0 at Louisville, 1964 W 34-0 at Memphis, 1968 W 44-14 at Louisville, 1969 W 69-19 at Memphis, 1970 L 40-27 at Louisville, 1971 L 26-20 at Memphis, 1972 L 17-0 at Louisville, 1973 W 28-21 at Memphis, 1974 W 16-10 at Louisville, 1975 W 41-7 at Memphis, 1976 W 26-14 at Louisville, 1977 L 14-13 at Memphis, 1978 W 29-22 at Louisville, 1979 W 10-6 at Memphis, 1980 L 38-14 at Louisville, 1981 L 14-7 at Memphis, 1982 L 38-19 at Memphis, 1983 W 45-7 at Louisville, 1986 L 34-8 at Louisville, 1987 W 43-8 at Memphis, 1988 L 29-18 at Louisville, 1989 L 40-10 at Memphis, 1990 L 19-17 at Louisville, 1991 W 35-7 at Memphis, 1992 L 16-15 at Louisville, 1993 L 54-28 at Memphis, 1994 L 10-6 at Louisville, 1995 L 17-7 at Memphis, 1996 L 13-10 at Louisville, 1997 W 21-20 at Memphis, 1998 L 35-32 at Louisville, 1999 L 32-31 at Memphis, 2001 L 38-21 at Louisville, 2002 L 38-32 at Memphis, 2003 W 37-7 at Louisville, 2004 L 56-49 at Memphis, 2008 L 35-28 at Memphis, 2010 L 56-0 at Louisville, 2013 L 24-17 at Louisville

MARSHALL

MARSHALL LEADS 6-2-0

Table with columns: Year, W/L, Score, Location. Rows: 2005 W 26-3 at Memphis, 2006 L 41-27 at Huntington, 2007 W 24-21 at Memphis, 2008 L 17-16 at Huntington, 2009 L 27-16 at Memphis, 2010 L 28-13 at Huntington, 2011 L 23-22 at Memphis, 2012 L 38-28 at Huntington

MAYFIELD COLLEGE

MEMPHIS LEADS 2-0-0

Table with columns: Year, W/L, Score, Location. Rows: 1927 W 7-0 at Memphis, 1928 W 34-0 at Mayfield

MCNEESE STATE

MEMPHIS LEADS 2-0-0

Table with columns: Year, W/L, Score, Location. Rows: 1964 W 23-0 at Memphis, 1965 W 28-0 at Lake Charles

MERCER

MEMPHIS LEADS 1-0-0

Table with columns: Year, W/L, Score, Location. Row: 2018 W 66-13 at Memphis

MIAMI (FLA.)

MIAMI LEADS 2-1-0

Table with columns: Year, W/L, Score, Location. Rows: 1969 W 26-13 at Memphis, 1993 L 41-17 at Miami, 1996 L 30-7 at Memphis

MICHIGAN

MICHIGAN LEADS 1-0-0

Table with columns: Year, W/L, Score, Location. Row: 1995 L 24-7 at Ann Arbor

MICHIGAN STATE

MICHIGAN STATE LEADS 1-0-0

Table with columns: Year, W/L, Score, Location. Row: 1997 L 51-21 at East Lansing

MIDDLE TENNESSEE

MIDDLE TENNESSEE LEADS 17-9-1

Table with columns: Year, W/L, Score, Location. Rows: 1925 L 57-7 at Murfreesboro, 1926 L 27-0 at Memphis, 1927 L 47-7 at Murfreesboro, 1928 T 13-13 at Memphis, 1931 L 15-0 at Murfreesboro, 1932 L 6-0 at Memphis, 1933 W 20-6 at Murfreesboro, 1934 W 18-0 at Memphis, 1935 L 35-0 at Murfreesboro, 1936 L 19-0 at Memphis, 1937 L 20-6 at Murfreesboro, 1938 W 25-7 at Memphis, 1939 W 25-6 at Murfreesboro, 1940 W 14-7 at Memphis, 1941 L 13-12 at Murfreesboro, 1942 L 21-13 at Memphis, 1947 L 20-0 at Murfreesboro, 1948 W 13-0 at Memphis, 1953 L 26-20 at Murfreesboro, 1954 W 27-7 at Memphis, 2007 L 21-7 at Memphis, 2009 L 31-14 at Murfreesboro, 2010 W 24-17 at Memphis, 2011 L 38-31 at Murfreesboro, 2012 L 48-30 at Memphis, 2013 L 17-15 at Murfreesboro, 2014 W 36-17 at Memphis

MILLSAPS COLLEGE

TIED 2-2-0

Table with columns: Year, W/L, Score, Location. Rows: 1930 L 40-0 at Jackson, 1938 W 19-0 at Memphis, 1939 L 2-0 at Memphis, 1941 W 21-6 at Memphis

MINNESOTA

MINNESOTA LEADS 2-0-0

Table with columns: Year, W/L, Score, Location. Rows: 1997 L 20-17 at Memphis, 1998 L 41-14 at Minneapolis

MISSISSIPPI

OLE MISS LEADS 49-11-2

Table with columns: Year, W/L, Score, Location. Rows: 1921 L 82-0 at Oxford, 1934 L 44-0 at Oxford, 1935 L 92-0 at Oxford, 1939 L 46-7 at Oxford, 1940 L 38-7 at Oxford, 1942 L 48-0 at Oxford, 1949 L 40-7 at Memphis, 1950 L 39-7 at Memphis, 1951 L 32-0 at Memphis, 1952 L 54-6 at Memphis

MISSISSIPPI

OLE MISS LEADS 49-11-2

Table with columns: Year, W/L, Score, Location. Rows: 1954 L 51-0 at Memphis, 1955 L 39-6 at Memphis, 1956 L 26-0 at Memphis, 1958 L 17-0 at Memphis, 1959 L 43-0 at Oxford, 1960 L 31-20 at Memphis, 1962 L 21-7 at Memphis, 1963 T 0-0 at Memphis, 1964 L 30-0 at Oxford, 1965 L 34-14 at Memphis, 1966 L 13-0 at Memphis, 1967 W 27-17 at Memphis, 1968 L 21-7 at Memphis, 1969 L 28-3 at Oxford, 1970 L 47-13 at Memphis, 1971 L 49-21 at Memphis, 1972 L 34-29 at Memphis, 1973 W 17-13 at Jackson, 1974 W 15-7 at Memphis, 1976 W 21-16 at Memphis, 1977 L 7-3 at Jackson, 1978 L 14-7 at Jackson, 1979 L 38-34 at Memphis, 1980 L 61-7 at Oxford, 1981 L 7-3 at Memphis, 1982 L 27-10 at Oxford, 1983 W 37-17 at Memphis, 1984 L 22-6 at Oxford, 1985 T 17-17 at Memphis, 1986 L 28-6 at Jackson, 1987 W 16-10 at Memphis, 1988 L 24-6 at Jackson, 1989 L 20-13 at Memphis, 1990 L 23-21 at Oxford, 1991 L 10-0 at Memphis, 1992 L 17-12 at Oxford, 1993 W 19-3 at Memphis, 1994 W 17-16 at Oxford, 1995 L 34-3 at Memphis, 1998 L 30-10 at Oxford, 1999 L 3-0 at Memphis, 2002 L 38-16 at Oxford, 2003 W 44-34 at Memphis, 2004 W 20-13 at Oxford, 2005 L 10-6 at Memphis, 2006 L 28-25 at Oxford, 2007 L 23-21 at Memphis, 2008 L 41-24 at Oxford, 2009 L 45-14 at Memphis, 2014 L 24-3 at Oxford, 2015 W 37-24 at Memphis, 2016 L 48-28 at Oxford

MISSISSIPPI STATE

MISSISSIPPI STATE LEADS 34-10-0

Table with columns: Year, W/L, Score, Location. Rows: 1951 L 27-20 at Memphis, 1953 L 34-6 at Memphis, 1954 L 27-7 at Starkville, 1955 L 33-0 at Starkville, 1957 L 10-6 at Starkville, 1958 L 28-6 at Starkville, 1959 L 28-23 at Starkville, 1960 L 21-0 at Oxford, 1961 L 23-16 at Memphis, 1962 W 28-7 at Starkville, 1963 W 17-10 at Memphis, 1965 W 33-13 at Memphis, 1974 L 29-28 at Memphis, 1975 L 17-7 at Memphis, 1976 L 42-33* at Memphis, 1977 W 21-13 at Memphis, 1978 L 44-14 at Memphis, 1979 W 14-13 at Jackson, 1980 L 34-7 at Memphis

MISSISSIPPI STATE

MISSISSIPPI STATE LEADS 34-10-0

Table with columns: Year, W/L, Score, Location. Rows: 1981 L 20-3 at Jackson, 1982 L 41-17 at Memphis, 1983 W 30-13 at Starkville, 1984 W 23-12 at Memphis, 1985 L 31-28 at Starkville, 1986 L 34-17 at Memphis, 1987 L 9-6 at Starkville, 1988 W 31-10 at Memphis, 1989 L 35-10 at Starkville, 1990 L 27-23 at Memphis, 1991 W 28-23 at Starkville, 1992 L 20-16 at Memphis, 1993 W 45-35 at Starkville, 1994 L 17-6 at Memphis, 1995 L 28-18 at Starkville, 1996 L 31-10 at Memphis, 1997 L 13-10 at Starkville, 1998 L 14-6 at Memphis, 1999 L 13-10 at Starkville, 2000 L 17-3 at Memphis, 2001 L 30-10 at Starkville, 2002 L 29-17 at Memphis, 2003 L 35-27 at Starkville, 2010 L 49-7 at Starkville, 2011 L 59-14 at Memphis

*MSU win later forfeited by the NCAA

MISSOURI

MISSOURI LEADS 3-1-0

Table with columns: Year, W/L, Score, Location. Rows: 1991 L 31-21 at Columbia, 1996 W 19-16 at Columbia, 1999 L 27-17 at Memphis, 2018 L 65-33 at Columbia

MISSOURI-ROLLA (MINES)

TIED 1-1-0

Table with columns: Year, W/L, Score, Location. Rows: 1947 W 13-10 at Memphis, 1948 L 6-0 at Rolla

MISSOURI STATE

MEMPHIS LEADS 2-1-0

Table with columns: Year, W/L, Score, Location. Rows: 1923 L 20-0 at Springfield, 1942 W 6-0 at Springfield, 2015 W 63-7 at Memphis

MURRAY STATE

MEMPHIS LEADS 10-9-3

Table with columns: Year, T/W/L, Score, Location. Rows: 1924 T 0-0 at Murray, 1927 T 14-14 at Murray, 1928 L 40-0 at Memphis, 1929 W 27-13 at Murray, 1930 W 10-0 at Memphis, 1931 L 28-2 at Murray, 1932 L 6-2 at Memphis, 1936 L 20-6 at Memphis, 1937 L 19-0 at Murray, 1940 L 35-6 at Murray, 1941 L 31-6 at Murray, 1942 W 21-0 at Memphis, 1947 L 14-7 at Murray, 1948 L 26-14 at Memphis, 1949 W 34-6 at Murray, 1950 W 23-6 at Murray, 1952 W 34-7 at Memphis, 1953 W 20-0 at Murray, 1954 W 34-6 at Memphis, 1955 W 20-7 at Murray, 1985 T 10-10 at Memphis, 2002 W 52-6 at Memphis

ALL-TIME SERIES RESULTS

NAVY			
NAVY LEADS 3-1-0			
2015	L	45-20	at Memphis
2016	L	42-28	at Annapolis
2017	W	30-27	at Memphis
2018	L	22-21	at Annapolis

NEW MEXICO			
NEW MEXICO LEADS 1-0-0			
1986	L	20-13	at Memphis

NICHOLLS STATE			
MEMPHIS LEADS 1-0-0			
2008	W	31-10	at Memphis

NORTH CAROLINA			
NORTH CAROLINA LEADS 2-0-0			
1983	L	24-10	at Chapel Hill
1984	L	30-27	at Memphis

NORTH TEXAS			
MEMPHIS LEADS 16-4-0			
1952	L	38-14	at Memphis
1960	W	44-0	at Denton
1961	W	41-0	at Memphis
1962	W	14-6	at Denton
1963	W	21-0	at Memphis
1965	W	28-0	at Memphis
1967	W	29-20	at Memphis
1968	W	30-12	at Denton
1969	W	15-13	at Memphis
1970	W	28-7	at Denton
1971	W	47-8	at Memphis
1972	W	7-6	at Denton
1973	W	24-3	at Memphis
1974	W	41-0	at Denton
1975	W	21-19	at Memphis
1977	L	20-19	at Memphis
1978	L	41-24	at Denton
1979	W	22-0	at Memphis
1980	L	29-10	at Memphis
2003	W	27-17	at New Orleans

OUACHITA			
OUACHITA LEADS 1-0-0			
1942	L	32-7	at Memphis

RHODES (SOUTHWESTERN)			
RHODES LEADS 7-2-0			
1922	W	26-0	at Memphis
1923	W	15-0	at Memphis
1925	L	31-6	at Memphis
1926	L	27-6	at Memphis
1927	L	26-6	at Memphis
1928	L	47-0	at Memphis
1939	L	32-0	at Memphis
1940	L	34-0	at Memphis
1941	L	13-7	at Memphis

RICE			
TIED 2-2-0			
2007	W	38-35	at Houston
2008	L	42-35	at Memphis
2011	L	28-6	at Houston
2012	W	14-10	at Memphis

SAN JOSE STATE			
MEMPHIS LEADS 1-0-0			
1971	W	28-9	at Pasadena

SMU			
MEMPHIS LEADS 8-3-0			
1976	W	27-13	at Memphis
2007	W	55-52 (3ot)	at Memphis
2008	W	31-26	at Dallas
2011	L	42-0	at Memphis
2012	L	44-13	at Dallas
2013	L	34-29	at Memphis
2014	W	48-10	at Dallas
2015	W	63-0	at Memphis
2016	W	51-7	at Dallas
2017	W	66-45	at Memphis
2018	W	28-18	at Dallas

SOUTH ALABAMA			
MEMPHIS LEADS 1-0-0			
2018	W	52-35	at Memphis

SOUTH CAROLINA			
TIED 2-2-0			
1963	W	9-0	at Memphis
1966	W	16-7	at Columbus
1971	L	7-3	at Memphis
1972	L	34-7	at Columbus

SOUTHEASTERN LOUISIANA			
SOUTHEASTERN LOUISIANA LEADS 2-1-0			
1942	L	38-14	at Hammond
1952	L	28-25	at Memphis
1953	W	21-7	at Hammond

SOUTHEAST MISSOURI STATE			
MEMPHIS LEADS 3-1-2			
1929	T	0-0	at Memphis
1930	T	0-0	at Cape Girardeau
1932	W	7-0	at Cape Girardeau
1933	W	18-0	at Memphis
1934	L	6-0	at Cape Girardeau
2016	W	35-17	at Memphis

SOUTHERN CALIFORNIA			
MEMPHIS LEADS 1-0-0			
1991	W	24-10	at Los Angeles

SOUTHERN ILLINOIS			
MEMPHIS LEADS 1-0-0			
2017	W	44-31	at Memphis

SOUTHERN MISS (MISS. TEACHERS)			
SOUTHERN MISS LEADS 40-22-1			
1935	L	12-0	at Memphis
1936	L	25-0	at Hattiesburg
1952	L	27-20	at Hattiesburg
1953	W	27-13	at Memphis
1954	L	34-21	at Hattiesburg
1955	L	34-14	at Memphis
1956	L	27-0	at Hattiesburg
1957	L	14-6	at Memphis
1958	L	24-22	at Hattiesburg
1959	W	21-6	at Memphis
1960	W	7-6	at Hattiesburg
1961	W	21-7	at Memphis
1962	W	8-6	at Memphis
1963	W	28-7	at Jackson
1964	L	20-14	at Memphis
1964	L	20-18	at Jackson
1965	L	21-16	at Jackson
1966	W	6-0	at Memphis
1967	W	24-8	at Jackson
1968	W	29-7	at Memphis
1969	W	37-7	at Memphis
1970	W	33-0	at Memphis
1971	W	27-12	at Memphis

SOUTHERN MISS (MISS. TEACHERS)			
SOUTHERN MISS LEADS 40-22-1			
1972	T	14-14	at Jackson
1973	L	13-10	at Memphis
1974	L	6-0	at Memphis
1975	L	21-7	at Memphis
1976	L	14-12	at Hattiesburg
1977	W	42-14	at Memphis
1978	L	13-10	at Memphis
1979	L	22-0	at Hattiesburg
1981	L	10-0	at Memphis
1982	L	34-14	at Hattiesburg
1983	L	27-20	at Memphis
1984	W	23-13	at Hattiesburg
1985	L	14-7	at Memphis
1986	L	14-9	at Hattiesburg
1987	L	17-14	at Memphis
1988	L	34-27	at Hattiesburg
1989	L	31-7	at Memphis
1990	L	23-7	at Hattiesburg
1991	W	17-12	at Memphis
1992	L	23-21	at Hattiesburg
1993	W	20-9	at Memphis
1994	L	20-3	at Hattiesburg
1995	L	17-9	at Memphis
1996	L	16-0	at Hattiesburg
1997	L	42-18	at Memphis
1998	L	45-3	at Hattiesburg
1999	L	20-5	at Memphis
2000	L	24-3	at Hattiesburg
2001	W	22-17	at Memphis
2002	L	33-14	at Hattiesburg
2003	L	23-6	at Hattiesburg
2004	W	30-26	at Memphis
2005	W	24-22	at Hattiesburg
2006	L	42-21	at Memphis
2007	W	29-26	at Hattiesburg
2008	W	36-30	at Memphis
2009	L	36-16	at Hattiesburg
2010	L	41-19	at Memphis
2011	L	44-7	at Hattiesburg
2012	W	42-24	at Memphis

STEPHEN F. AUSTIN			
MEMPHIS LEADS 1-0-0			
1959	W	25-6	at Memphis

SUNFLOWER JC			
MEMPHIS LEADS 3-0-0			
1928	W	19-0	at Memphis
1929	W	20-0	at Memphis
1934	W	33-0	at Memphis

TAMPA			
MEMPHIS LEADS 3-0-0			
1948	W	43-16	at Memphis
1949	W	70-6	at Tampa
1964	W	13-0	at Tampa

TCU			
TCU LEADS 1-0-0			
2002	L	27-20	at Fort Worth

TEMPLE			
SERIES TIED 2-2-0			
2013	L	41-21	at Memphis
2014	W	16-13	at Philadelphia
2015	L	31-12	at Philadelphia
2016	W	34-27	at Memphis

TENNESSEE			
TENNESSEE LEADS 22-1-0			
1968	L	24-17	at Knoxville

TENNESSEE			
TENNESSEE LEADS 22-1-0			
1969	L	55-16	at Memphis
1972	L	38-7	at Memphis
1974	L	34-6	at Knoxville
1976	L	21-14	at Memphis
1977	L	27-14	at Knoxville
1981	L	28-9	at Memphis
1982	L	29-3	at Knoxville
1984	L	41-9	at Knoxville
1985	L	17-7	at Memphis
1986	L	33-3	at Knoxville
1988	L	38-25	at Memphis
1991	L	52-24	at Knoxville
1992	L	26-21	at Memphis
1994	L	24-13	at Knoxville
1996	W	21-17	at Memphis
1999	L	17-16	at Knoxville
2000	L	19-17	at Memphis
2001	L	49-28	at Knoxville
2005	L	20-16	at Knoxville
2006	L	41-7	at Memphis
2009	L	56-28	at Knoxville
2010	L	50-14	at Memphis

TENNESSEE-CHATTANOOGA			
MEMPHIS LEADS 12-5-0			
1942	L	44-19	at Chattanooga
1950	W	26-8	at Chattanooga
1951	W	13-0	at Memphis
1952	L	23-6	at Chattanooga
1953	W	7-6	at Chattanooga
1955	L	25-7	at Chattanooga
1956	L	14-13	at Memphis
1957	L	7-0	at Chattanooga
1958	W	22-7	at Memphis
1959	W	15-9	at Chattanooga
1960	W	42-0	at Memphis
1961	W	41-13	at Chattanooga
1963	W	13-0	at Memphis
2001	W	43-10	at Memphis
2004	W	52-21	at Memphis
2005	W	59-14	at Memphis
2006	W	33-14	at Memphis

TENNESSEE-MARTIN			
MEMPHIS LEADS 6-3-0			
1924	L	26-0	at Memphis
1925	L	15-6	at Memphis
1928	W	60-0	at Memphis
1929	W	13-2	at Martin
1930	W	14-13	at Memphis
1932	W	6-0	at Memphis
2009	W	41-14	at Memphis
2012	L	20-17	at Memphis
2013	W	21-6	at Memphis
*Hall-Moody (1924-25)			
*Tennessee JC (1928-32)			

TENNESSEE TECH			
MEMPHIS LEADS 10-7-4			
1931	L	13-0	at Memphis
1932	L	24-7	at Cookeville
1933	W	13-0	at Cookeville
1934	T	0-0	at Cookeville
1935	T	0-0	at Memphis
1936	L	25-0	at Cookeville
1937	L	14-13	at Memphis
1938	W	26-13	at Cookeville
1939	L	15-0	at Memphis
1940	L	16-13	at Cookeville
1952	L	35-0	at Cookeville
1953	W	14-7	at Memphis
1954	T	25-25	at Cookeville
1955	W	20-12	at Memphis

ALL-TIME SERIES RESULTS

TENNESSEE TECH

MEMPHIS LEADS 10-7-4

1956	T	14-14	at Cookeville
1957	W	40-7	at Memphis
1958	W	13-0	at Cookeville
1959	W	14-3	at Memphis
1960	W	37-6	at Cookeville
1962	W	12-6	at Memphis
2003	W	40-10	at Memphis

TEXAS A&M

TEXAS A&M LEADS 2-0-0

1978	L	58-0	at College Station
1979	L	17-7	at Memphis

TEXAS-ARLINGTON

MEMPHIS LEADS 2-0-0

1960	W	35-0	at Memphis
1962	W	50-0	at Memphis

TRINITY COLLEGE

TRINITY COLLEGE LEADS 2-0-0

1955	L	6-0	at Memphis
1956	L	19-0	at San Antonio

TROY STATE

MEMPHIS LEADS 4-1-1

1937	L	12-6	at Memphis
1938	W	20-6	at Memphis
1939	W	13-7	at Troy
1940	W	31-7	at Troy
1941	W	32-0	at Memphis

TULANE

MEMPHIS LEADS 22-12-1

1954	T	13-13	at New Orleans
1976	W	14-7	at New Orleans
1977	W	27-9	at Memphis
1978	L	41-24	at New Orleans
1980	L	21-16	at New Orleans
1981	L	24-7	at Memphis
1982	L	17-10	at New Orleans
1983	W	28-25	at Memphis
1984	L	14-9	at New Orleans
1985	W	38-21	at Memphis
1986	L	15-6	at New Orleans
1987	W	45-36	at Memphis
1988	L	20-19	at New Orleans
1989	L	38-34	at New Orleans
1990	W	21-14	at Memphis
1992	W	62-20	at New Orleans
1994	W	13-0	at Memphis
1995	W	23-8	at New Orleans
1996	W	17-10	at Memphis
1997	L	26-14	at New Orleans
1998	L	41-31	at Memphis
1999	W	49-7	at New Orleans
2000	L	37-14	at New Orleans
2002	W	38-10	at Memphis
2003	W	41-9	at New Orleans
2004	W	49-24	at Memphis
2007	W	28-27	at New Orleans
2008	W	45-6	at Memphis
2011	W	33-17	at New Orleans
2012	W	37-23	at Memphis
2014	W	38-7	at New Orleans
2015	W	41-13	at Memphis
2016	W	24-14	at New Orleans
2017	W	56-26	at Memphis
2018	L	40-24	at New Orleans

TULSA

MEMPHIS LEADS 18-11-0

1961	W	48-12	at Tulsa
1963	W	28-15	at Tulsa
1964	L	19-7	at Tulsa
1965	L	32-28	at Tulsa
1966	W	6-0	at Memphis
1968	W	32-6	at Tulsa
1969	W	42-24	at Memphis
1970	L	27-12	at Tulsa
1972	W	49-21	at Memphis
1973	W	28-16	at Memphis
1975	W	16-14	at Tulsa
1976	L	16-14	at Tulsa
1987	W	14-0	at Tulsa
1988	W	26-20	at Memphis
1990	W	22-10	at Tulsa
1991	L	33-28	at Memphis
1992	W	30-25	at Tulsa
1993	L	23-19	at Memphis
1994	W	42-18	at Tulsa
1995	W	10-7	at Memphis
2005	L	37-31 (ot)	at Tulsa
2006	L	35-14	at Memphis
2009	L	33-30 (ot)	at Tulsa
2010	L	48-7	at Memphis
2014	W	40-20	at Memphis
2015	W	66-42	at Tulsa
2016	L	59-30	at Memphis
2017	W	41-14	at Tulsa
2018	W	47-21	at Memphis

UAB

UAB LEADS 10-5-0

1997	W	28-7	at Memphis
1999	W	38-14	at Birmingham
2000	L	13-9	at Birmingham
2001	L	17-14	at Memphis
2002	L	31-17	at Birmingham
2003	L	24-10	at Memphis
2004	L	35-28	at Birmingham
2005	L	37-20	at Memphis
2006	L	35-29	at Birmingham
2007	W	25-9	at Memphis
2008	W	33-30	at Birmingham
2009	L	31-21	at Memphis
2010	L	31-15	at Birmingham
2011	L	41-35	at Memphis
2012	W	46-9	at Birmingham

UCF

UCF LEADS 13-1-0

1990	W	37-28	at Memphis
2005	L	38-17	at Orlando
2006	L	26-24	at Memphis
2007	L	56-20	at Orlando
2008	L	28-21	at Memphis
2009	L	32-14	at Orlando
2010	L	37-17	at Memphis
2011	L	41-0	at Orlando
2012	L	35-17	at Memphis
2013	L	24-17	at Memphis
2017	L	40-13	at Orlando
2017	L	62-55 (2ot)	at Orlando
2018	L	31-30	at Memphis
2018	L	56-41	at Orlando

UCLA

TIED 1-1-0

2014	L	42-35	at Pasadena
2017	W	48-45	at Memphis

UNION UNIVERSITY

UNION LEADS 13-10-0

1916	L	7-6	at Jackson
1917	W	14-6	at Jackson
1918	W	18-0	at Jackson
1919	L	7-0	at Jackson
1920	L	19-0	at Memphis
1921	L	28-7	at Jackson
1924	L	25-0	at Jackson
1925	L	50-13	at Jackson
1926	L	21-0	at Jackson
1933	W	7-0	at Jackson
1934	L	13-6	at Jackson
1935	L	33-0	at Memphis
1936	L	50-0	at Memphis
1937	W	13-2	at Jackson
1938	W	13-7	at Memphis
1939	L	13-12	at Jackson
1940	L	22-6	at Memphis
1941	W	7-6	at Jackson
1942	L	39-0	at Memphis
1947	W	21-0	at Jackson
1948	W	21-0	at Memphis
1949	W	35-0	at Jackson
1950	W	64-0	at Memphis

USF

MEMPHIS LEADS 5-4

2001	W	17-9	at Memphis
2002	L	31-28	at Tampa
2003	L	21-16	at Memphis
2004	W	31-15	at Tampa
2008	L	41-14	at St. Petersburg
2013	W	23-10	at Tampa
2014	W	31-20	at Memphis
2015	W	24-17	at Tampa
2016	L	49-42	at Memphis

UTAH STATE

MEMPHIS LEADS 4-3-0

1965	W	7-0	at Memphis
1967	L	28-14	at Logan
1969	W	40-0	at Logan
1970	L	15-12	at Memphis
1971	L	7-6	at Logan
1972	W	38-29	at Memphis
1977	W	31-26	at Memphis

UTEP

MEMPHIS LEADS 3-1-0

2005	W	27-20	at Memphis
2006	W	38-19	at El Paso
2009	W	35-20	at Memphis
2010	L	16-13	at El Paso

VANDERBILT

VANDERBILT LEADS 7-5-0

1950	L	29-13	at Memphis
1951	L	13-7	at Nashville
1978	W	35-14	at Memphis
1979	L	13-3	at Nashville
1980	L	14-10	at Memphis
1981	L	26-0	at Nashville
1982	L	24-14	at Memphis
1983	W	24-7	at Nashville
1986	W	22-21	at Nashville
1987	L	27-17	at Nashville
1988	W	28-9	at Memphis
1989	W	13-10	at Memphis

VMI

MEMPHIS LEADS 1-0-0

1960	W	21-8	at Memphis
------	---	------	------------

VIRGINIA TECH

TIED 3-3-0

1970	W	21-20	at Blacksburg
1973	W	49-16	at Memphis
1977	W	21-20	at Memphis
1981	L	17-13	at Blacksburg
1983	L	17-10	at Memphis
1985	L	31-10	at Blacksburg

WAKE FOREST

WAKE FOREST LEADS 3-2-0

1964	W	23-14	at Memphis
1965	L	21-20	at Memphis
1966	L	21-7	at Winston-Salem
1967	W	42-10	at Memphis
2018	L	37-34	at Birmingham

WASHINGTON UNIVERSITY (MO.)

MEMPHIS LEADS 2-0-0

1949	W	34-0	at St. Louis
1950	W	54-0	at Memphis

WEST TEXAS STATE

MEMPHIS LEADS 6-0-0

1963	W	29-14	at Canyon
1964	W	41-0	at Memphis
1965	W	27-12	at Memphis
1966	W	26-14	at Canyon
1968	W	42-21	at Memphis
1971	W	30-0	at Memphis

WESTERN KENTUCKY

WESTERN KENTUCKY LEADS 3-2-1

1933	L	19-0	at Memphis
1934	T	0-0	at Bowling Green
1939	L	12-0	at Memphis
1951	W	38-0	at Memphis
1956	W	42-0	at Memphis
2016	L	51-31	at Boca Raton

WICHITA STATE

MEMPHIS LEADS 10-0-0

1968	W	40-18	at Memphis
1970	W	51-6	at Memphis
1972	W	58-14	at Memphis
1974	W	34-10	at Memphis
1975	W	13-7	at Wichita
1976	W	31-0	at Memphis
1977	W	28-14	at Wichita
1978	W	26-13	at Memphis
1979	W	16-10	at Wichita
1980	W	6-0	at Memphis

TIGERS SCOREBOARD

1912

RECORD: 1-2-1; H: 1-2-1; A: 0-0-0
 COACH: CLYDE WILSON
 CAPTAIN: VICTOR DAVIS

T	H	0-0	Memphis Univ. School	10/5
W	H	13-0	Bolton Agricultural College	10/26
L	H	0-13	Christian Brothers College	11/8
L	H	0-2	Memphis Univ. School	11/16

13-15

1913

RECORD: 1-2-0; H: 1-2-0; A: 0-0-0
 COACH: CLYDE WILSON
 CAPTAIN: ERROLL HAY

L	H	0-67	Central High (Memphis)	10/17
L	H	6-19	Memphis Univ. School	11/8
W	H	13-0	Somerville High (TN)	11/15

19-86

1914

RECORD: 3-5-0; H: 1-2-0; A: 2-3-0
 COACH: CLYDE WILSON
 CAPTAIN: ERROLL HAY

W	A	14-0	Osceola Athletic Club	10/9
L	H	0-19	Central High (Memphis)	10/16
L	H	0-9	Christian Brothers College	10/24
L	A	6-18	Arkansas State	10/27
W	A	13-9	Bolton Agricultural College	10/31
W	H	26-0	Somerville High (TN)	11/7
L	A	0-31	Mississippi Reserves	11/21
L	A	6-16	Jackson High (TN)	11/26

65-102

1915

RECORD: 4-3-0; H: 3-2-0; A: 1-1-0
 COACH: CLYDE WILSON & C.W. CULPEPPER
 CAPTAIN: HUGH WASHBURN

L	A	0-40	Arkansas State	10/8
W	H	75-0	Somerville High (TN)	10/16
L	H	0-59	Central High (Memphis)	10/22
W	H	53-18	Independents	10/30
L	H	0-14	Memphis Univ. School	11/5
W	H	45-0	First BTN TN National Guard	11/13
W	A	13-7	Haywood High (TN)	11/25

186-138

1916

RECORD: 2-3-1; H: 2-1-0; A: 0-2-1
 COACH: TOM SHEA
 CAPTAIN: HUGH WASHBURN

W	H	115-0	Somerville High (TN)	10/14
W	H	24-0	Jackson High (TN)	10/21
T	A	7-7	Haywood High (TN)	10/27
L	A	6-7	Union University	11/11
L	H	0-49	Central High (Memphis)	11/19
L	A	0-27	Arkansas State	11/30

152-90

1917

RECORD: 3-2-0; H: 2-1-0; A: 1-1-0
 COACH: V.M. 'Bic' CAMPBELL
 CAPTAIN: ROLLIN WILSON

L	A	0-19	Arkansas State	10/19
W	H	14-3	Jackson High (TN)	10/27
W	A	14-6	Union University	11/5
W	H	20-6	Memphis Univ. School	11/17
L	H	0-33	Central High (Memphis)	11/24

48-67

1918

RECORD: 2-4-0; H: 0-4-0; A: 2-0-0
 COACH: JOHN CHILDERS
 CAPTAIN: BETHEL FARNSWORTH

L	H	6-36	Castle Heights	11/2
L	H	0-11	Memphis Univ. School	11/9
L	H	0-30	Central High (Memphis)	11/16
W	A	18-0	Union University	11/23
W	A	37-6	Arkansas State	11/28
L	H	7-13	Central-MUS All-Stars	12/7

68-96

1919

RECORD: 3-4-0; H: 3-1-0; A: 0-3-0
 COACH: V.M. 'Bic' CAMPBELL & BILL THWEATT
 CAPTAIN: BAXTER CRAWFORD

L	A	0-7	Union University	10/10
L	A	0-6	Arkansas State	10/17
W	H	27-0	Christian Brothers College	11/1
L	H	6-12	Memphis Univ. School	11/8
W	H	26-0	Central High (Memphis)	11/15
W	H	25-6	Tech High (Memphis)	11/21
L	A	7-35	McKenzie-McTyiere Prep	11/27

91-66

1920

RECORD: 0-5-0; H: 0-1-0; A: 0-4-0
 COACH: ELMORE GEORGE
 CAPTAIN: FRED GRANTHAM

L	A	0-13	Arkansas State	10/11
L	H	0-19	Union University	10/23
L	A	0-41	Little Rock College	10/30
L	A	0-35	Arkansas Normal (UCA)	11/1
L	A	7-35	Paragould High (AR)	11/11

7-143

1921

RECORD: 4-5-1; H: 2-2-1; A: 2-3-0
 COACH: ROLLIN WILSON
 CAPTAIN: GRIFF DODDS

L	A	0-82	Mississippi	10/1
L	H	0-32	Memphis Univ. School	10/8
W	H	20-0	Ford Kilvington	10/15
L	A	7-28	Union University	10/28
W	H	13-6	Tech High (Memphis)	11/4
L	A	0-19	Arkansas State	11/11
L	H	13-25	Christian Brothers College	11/18
W	A	12-0	Wilson High (AR)	11/21
W	A	12-7	Haywood High (TN)	11/24
T	H	7-7	Tennessee Reserves	11/26

84-206

1922

RECORD: 5-2-3; H: 4-1-0; A: 1-1-3
 COACH: LESTER BARNHARD
 CAPTAIN: CHARLEY GLASCOCK

W	H	6-0	Tupelo Military Institute	9/29
L	H	6-7	Memphis Univ. School	10/6
T	A	6-6	Blytheville High	10/13
T	A	0-0	Wilson High (AR)	10/14
L	A	0-13	Arkansas College	10/21
W	H	36-0	Christian Brothers College	10/27
T	A	0-0	Central Arkansas	11/3
W	H	26-0	Southwestern	11/10
W	H	68-0	Arkansas State	11/24
W	A	26-0	Bethel College	11/30

174-26

1923

RECORD: 6-3-0; H: 3-1-0; A: 3-2-0
 COACH: LESTER BARNHARD
 CAPTAIN: RAY NEAL

L	A	0-20	Missouri State	9/29
L	H	7-19	Tennessee Doctors	10/6
W	A	9-6	Hendrix College	10/12
W	H	12-0	Bethel College	10/19
W	A	6-0	Arkansas State	10/27
L	A	0-3	Little Rock College	11/3
W	H	15-0	Southwestern	11/9
W	H	14-0	Mississippi Heights	11/17
W	A	14-7	Central Arkansas	11/29

77-55

1924

RECORD: 1-7-1; H: 1-3-0; A: 0-4-1
 COACH: ZACH CURLIN
 CAPTAINS: RED ALLEN & GENE PACKARD

L	A	0-51	Hendrix College	10/3
L	A	0-49	Arkansas College	10/10
W	H	33-6	Jonesboro College	10/17
L	A	0-25	Union University	10/25
L	H	7-18	Mississippi Heights	10/31
L	H	0-58	Tennessee Doctors	11/11
L	A	0-6	Bethel College	11/15
L	H	0-26	Hall-Moody (UT Martin)	11/22
T	A	0-0	Murray State	11/27

40-239

1925

RECORD: 0-7-1; H: 0-2-0; A: 0-5-1
 COACH: ZACH CURLIN
 CAPTAIN: GENE PACKARD

T	A	6-6	Jonesboro College	9/25
L	A	13-50	Union University	10/3
L	A	0-19	Arkansas State	10/9
L	H	6-15	Hall-Moody (UT Martin)	10/23
L	A	6-54	Hendrix College	10/29
L	A	0-7	Bethel College	11/6
L	A	7-57	Middle Tennessee State	11/13
L	H	6-31	Southwestern	11/26

44-239

TIGERS SCOREBOARD

1926		
RECORD: 1-8-0; H: 0-5-0; A: 1-3-0		
COACH: ZACH CURLIN		
CAPTAIN: DUB JONES		
W A	19-0	Jonesboro College 9/25
L H	0-21	Tennessee Doctors 10/2
L H	0-7	Arkansas State 10/9
L A	0-7	Lambuth College 10/16
L H	0-27	Middle Tennessee St. (HC) 10/22
L H	0-13	Bethel College 10/29
L A	0-21	Union University 11/6
L H	6-27	Southwestern 11/13
L A	14-48	Little Rock College 11/19
39-171		

1927		
RECORD: 5-3-1; H: 5-1-0; A: 0-2-1		
COACH: ZACH CURLIN		
CAPTAIN: GRAHAM CRAWFORD		
W H	48-0	Jonesboro College 9/24
W H	7-0	Will Mayfield 10/1
W H	21-0	Delta State 10/8
L A	7-47	Middle Tennessee State 10/14
W H	27-13	Bethel College 10/22
L H	20-7	Lambuth College 10/29
W A	6-9	Arkansas State 11/4
L H	6-26	Southwestern 11/11
T A	14-14	Murray State 11/24
156-116		

1928		
RECORD: 5-3-2; H: 3-2-2; A: 2-1-0		
COACH: ZACH CURLIN		
CAPTAIN: GRAHAM CRAWFORD		
CONFERENCE: MISSISSIPPI VALLEY*		
W H	19-0	Sunflower JC* 9/28
W H	60-0	Tennessee JC* 10/6
W A	12-0	Delta State* 10/13
W A	34-0	Will Mayfield 10/19
T H	13-13	Middle Tennessee State 10/26
W H	19-14	Arkansas State 11/3
L A	0-47	Southwestern 11/10
T H	0-0	Bethel College* 11/16
L H	0-40	Murray State* 11/24
L A	0-6	Cumberland College 11/29
157-120		

1929		
RECORD: 8-0-2; H: 4-0-2; A: 4-0-0		
COACH: ZACH CURLIN		
CAPTAINS: SLICK HEADDEN & JOE KOCH		
CONFERENCE: MISSISSIPPI VALLEY*		
W H	20-0	Sunflower JC* 9/27
T H	0-0	Southeast Missouri State 10/4
W H	26-0	Caruthersville JC 10/11
W A	13-2	Tennessee JC* 10/19
W H	12-6	Cumberland College 10/25
W A	6-0	Arkansas State 11/1
W A	10-0	Bethel College* 11/8
T H	0-0	Delta State (HC)* 11/15
W A	27-13	Murray State* 11/23
W H	32-6	Little Rock College* 11/28
146-27		

1930		
RECORD: 6-3-1; H: 5-1-0; A: 1-2-1		
COACH: ZACH CURLIN		
CAPTAINS: JIMMY GRAHAM & SAM JOHNSON		
CONFERENCE: MISSISSIPPI VALLEY*		
L A	0-40	Misslaps College 9/27
W H	73-0	Jonesboro College 10/4
W H	25-13	Caruthersville JC 10/11
W A	14-6	Lambuth College 10/17
T A	0-0	Southeast Missouri State 10/24
L H	6-13	Arkansas State 11/1
L A	0-7	Delta State* 11/8
W H	20-0	Bethel College* 11/14
W H	10-0	Murray State* 11/22
W H	14-13	Tennessee JC* 11/28
162-92		

1931		
RECORD: 2-5-2; H: 1-2-0; A: 1-3-2		
COACH: ZACH CURLIN		
CAPTAIN: SAM JOHNSON		
CONFERENCE: MISSISSIPPI VALLEY*		
W A	13-0	Lambuth College* 10/3
T A	0-0	Bethel College* 10/9
T A	0-0	Caruthersville JC 10/17
L H	0-13	Tennessee Tech 10/24
L A	6-14	Arkansas State 10/30
L A	0-15	Middle Tennessee State 11/7
L H	6-32	Delta State* 11/14
W H	6-0	Bethel College* 11/20
L A	2-28	Murray State* 11/27
33-102		

1932		
RECORD: 4-5-0; H: 1-4-0; A: 3-1-0		
COACH: ZACH CURLIN		
CAPTAINS: ANDY PORTER & STEVE MISKA		
CONFERENCE: MISSISSIPPI VALLEY*		
W A	20-0	Arkansas College 10/1
L H	0-6	Bethel College* 10/8
L A	7-24	Tennessee Tech 10/15
W A	7-0	Southeast Missouri State 10/21
L H	6-12	Arkansas State 11/2
L H	0-6	Middle Tennessee State 11/5
W A	13-0	Delta State* 11/11
W H	6-0	Tennessee JC (HC)* 11/19
L H	2-6	Murray State* 11/24
61-54		

1933		
RECORD: 7-1-1; H: 3-1-0; A: 4-0-1		
COACH: ZACH CURLIN		
CAPTAINS: JACK DODDS & NAYLOR LITCHFIELD		
CONFERENCE: MISSISSIPPI VALLEY*		
W H	18-0	Southeast Missouri State 9/30
W A	20-13	Bethel College* 10/6
W A	20-6	Arkansas College 10/12
W H	51-0	Freed-Hardeman 10/21
L H	0-19	Western Kentucky (HC) 10/28
W A	21-6	Middle Tennessee State 11/3
W H	13-0	Tennessee Tech 11/18
T A	0-0	Arkansas State 11/24
W A	7-0	Union University 11/30
150-44		

1934		
RECORD: 3-3-2; H: 3-0-0; A: 0-3-2		
COACH: ZACH CURLIN		
CAPTAIN: FRANK SANDERS		
CONFERENCE: MISSISSIPPI VALLEY*		
L A	0-44	Mississippi 9/29
T A	0-0	Western Kentucky 10/6
W H	18-0	Arkansas State 10/13
L A	0-6	Southeast Missouri State 10/19
L A	6-13	Union University 10/26
W H	18-0	Middle Tennessee St. (HC) 11/3
T A	0-0	Tennessee Tech 11/16
W H	33-0	Sunflower JC* 11/24
75-63		

1935		
RECORD: 1-6-1; H: 1-3-1; A: 0-3-0		
COACH: ZACH CURLIN		
CAPTAIN: CHRISTIAN PONTIUS		
CONFERENCE: SOUTHERN INTERCOLLEGIATE ATHLETIC ASSOC.*		
L A	0-92	Mississippi 9/28
L A	0-18	Arkansas State 10/4
L H	0-19	Central Arkansas 10/12
L A	0-35	Middle Tennessee State* 10/18
L H	0-12	Mississippi Teachers 10/26
L H	0-33	Union Univ. (HC)* 11/2
T H	0-0	Tennessee Tech* 11/16
W H	30-0	Delta State* 11/23
30-209		

1936		
RECORD: 0-9-0; H: 0-4-0; A: 0-5-0		
COACH: ZACH CURLIN		
CAPTAIN: CHRISTIAN PONTIUS		
CONFERENCE: SOUTHERN INTERCOLLEGIATE ATHLETIC ASSOC.*		
L A	7-33	Delta State* 9/25
L A	0-44	Louisiana Tech 10/2
L A	0-25	Tennessee Tech 10/9
L H	0-12	Louisiana College (HC)* 10/17
L A	0-25	Mississippi Teachers 10/23
L H	0-19	Middle Tennessee State* 10/31
L H	6-20	Murray State* 11/7
L A	0-54	Central Arkansas 11/14
L H	0-50	Union Univ.* 11/21
13-282		

1937		
RECORD: 3-6-0; H: 2-3-0; A: 1-3-0		
COACH: ALLYN MCKEEN		
CAPTAIN: ROLAND MACMACKIN		
CONFERENCE: SOUTHERN INTERCOLLEGIATE ATHLETIC ASSOC.*		
L A	6-20	Middle Tennessee* 9/24
W H	26-0	Austin Peay 10/2
W A	13-2	Union University* 10/8
L H	14-19	Delta State* 10/16
L A	0-7	Louisiana College* 10/23
W H	46-0	Jacksonville State 10/29
L A	0-19	Murray State* 11/5
L H	13-14	Tennessee Tech (HC)* 11/12
L H	6-12	Troy State* 11/19
124-93		

TIGERS SCOREBOARD

1938

RECORD: 10-0-0; H: 6-0-0; A: 4-0-0
 COACH: ALLYN McKEEN
 CAPTAIN: ROLAND MACMACKIN
 CONFERENCE: SOUTHERN INTERCOLLEGIATE ATHLETIC ASSOC.*

W	A	19-0	Millsaps	9/16
W	H	14-6	Louisiana College*	9/24
W	A	38-2	Arkansas State	10/1
W	H	68-0	Cumberland College	10/7
W	H	25-7	Middle Tennessee State*	10/15
W	A	26-13	Tennessee Tech	10/21
W	H	50-0	Arkansas A&M (Monticello)	10/29
W	H	20-6	Troy State (HC)*	11/5
W	H	13-7	Union University*	11/11
W	A	8-0	Delta State*	11/18

281-41

1939

RECORD: 3-8-0; H: 1-5-0; A: 2-3-0
 COACH: C.C. HUMPHREYS
 CAPTAIN: NOT AVAILABLE
 CONFERENCE: SOUTHERN INTERCOLLEGIATE ATHLETIC ASSOC.*

L	A	15-19	Louisiana College*	9/23
L	H	6-7	Arkansas State	9/29
L	A	12-13	Union University*	10/6
W	A	25-6	Middle Tennessee State*	10/13
L	H	0-12	Western Kentucky (HC)	10/21
L	H	0-15	Tennessee Tech*	10/28
W	A	13-7	Troy State*	11/3
W	H	7-0	Delta State*	11/11
L	A	7-46	Mississippi	11/18
L	H	0-2	Millsaps	11/25
L	H	0-32	Southwestern	12/2

85-159

1940

RECORD: 5-5-0; H: 3-3-0; A: 2-2-0
 COACH: C.C. HUMPHREYS
 CAPTAINS: JERRY BURNS & HANK FARINO
 CONFERENCE: SOUTHERN INTERCOLLEGIATE ATHLETIC ASSOC.*

W	H	40-0	Austin Peay State	9/21
L	H	0-34	Southwestern	9/28
L	A	13-16	Tennessee Tech*	10/4
W	H	14-7	Middle Tennessee State*	10/12
W	H	26-13	Louisiana College (HC)*	10/19
W	A	7-0	Delta State*	10/26
W	A	31-7	Troy State*	11/1
L	A	6-35	Murray State*	11/9
L	H	7-38	#17 Mississippi	11/16
L	H	6-22	Union University*	11/26

150-172

1941

RECORD: 6-3-0; H: 4-1-0; A: 2-2-0
 COACH: C.C. HUMPHREYS
 CAPTAINS: LEWIS GLASS & KENNY BARKER
 CONFERENCE: SOUTHERN INTERCOLLEGIATE ATHLETIC ASSOC.

L	H	7-13	Southwestern	9/23
W	H	21-6	Millsaps	10/3
W	H	38-0	Livingston State	10/11
W	A	7-6	Union University*	10/17

W	H	23-7	Delta State (HC)*	10/24
L	A	12-13	Middle Tennessee*	10/31
L	A	6-31	Murray State*	11/8
W	H	32-0	Troy State*	11/15
W	A	26-0	Austin Peay	11/21

172-76

1942

RECORD: 2-7-0; H: 1-4-0; A: 1-3-0
 COACH: CHARLIE JAMERSON
 CAPTAINS: PRESTON WATTS & FRANK SIMMONS
 CONFERENCE: SOUTHERN INTERCOLLEGIATE ATHLETIC ASSOC.*

L	H	13-21	Middle Tennessee State*	9/24
L	H	7-32	Ouachita	10/2
W	A	6-0	Missouri State	10/9
L	H	0-39	Union University (HC)*	10/17
L	A	19-44	Chattanooga	10/23
L	A	0-48	Mississippi	10/31
W	H	21-0	Murray State*	11/5
L	A	14-38	Southeastern Louisiana	11/13
L	H	7-33	Louisiana Tech	11/21

87-255

1943-46

NO TEAMS DUE TO WORLD WAR II

1947

RECORD: 6-2-1; H: 4-0-1; A: 2-2-0
 COACH: RALPH HATLEY
 CAPTAIN: FRED MEDLING

L	A	0-20	Middle Tennessee State	9/25
W	H	13-0	Missouri-Rolla (Mines)	10/4
W	H	26-7	Centenary	10/11
L	A	7-14	Murray State	10/17
W	A	21-0	Union University	10/23
W	H	54-0	Pensacola Navy	11/1
W	A	58-0	NATTC	11/7
T	H	19-19	Arkansas State	11/17
W	H	40-0	Austin Peay State (HC)	11/22

238-60

1948

RECORD: 6-5-0; H: 5-1-0; A: 1-4-0
 COACH: RALPH HATLEY
 CAPTAIN: WILBURN GEORGE

L	A	0-6	Missouri-Rolla (Mines)	9/18
W	H	13-7	Louisville	9/25
L	H	14-26	Murray State	10/1
W	H	43-16	Tampa	10/9
L	A	21-27	Pensacola Navy	10/16
W	A	45-0	Athens College	10/23
W	H	21-0	Union University (HC)	10/30
W	H	13-0	Middle Tennessee State	11/6
L	A	0-14	NATTC	11/11
W	H	34-13	Arkansas State	11/19
L	A	14-20	Louisiana Tech	11/25

218-129

1949

RECORD: 9-1-0; H: 4-1-0; A: 5-0-0
 COACH: RALPH HATLEY
 CAPTAIN: HOLLOWAY CROMER

L	H	7-40	Mississippi	9/16
W	A	70-6	Tampa	9/23
W	A	34-0	Washington Univ. (MO)	10/1
W	H	47-0	Delta State	10/8
W	H	49-0	Pensacola Navy	10/15
W	H	21-14	Kansas State (HC)	10/22
W	A	34-6	Murray State	10/29
W	H	27-0	Louisiana College	11/5
W	A	61-7	Arkansas State	11/12
W	A	35-0	Union University	11/18

385-73

1950

RECORD: 9-2-0; H: 5-2-0; A: 4-0-0
 COACH: RALPH HATLEY
 CAPTAIN: ALEX WILLIAMS

W	H	64-0	Union University	9/16
L	H	7-39	Mississippi	9/22
W	H	76-7	Memphis Navy	9/30
W	A	26-8	Chattanooga	10/6
W	H	54-0	Washington Univ. (MO)	10/14
W	H	20-0	Southwestern La. (HC)	10/21
W	A	23-6	Murray State	10/28
W	A	25-12	Louisiana College	11/4
W	H	60-7	Arkansas State	11/11
L	H	13-29	Vanderbilt	11/18
W	A	6-0	Louisiana Tech	12/1

374-108

1951

RECORD: 5-3-0; H: 4-2-0; A: 1-1-0
 COACH: RALPH HATLEY
 CAPTAINS: PERCY ROBERTS & GENE MEADOWS

L	H	0-32	Mississippi	9/21
W	H	26-14	Louisiana Tech	10/6
W	A	41-7	Southwestern Louisiana	10/20
W	H	38-0	Western Kentucky (HC)	10/27
W	H	61-0	East Central Oklahoma	11/3
L	H	20-27	Mississippi State	11/10
W	H	13-0	Chattanooga	11/17
L	A	7-13	Vanderbilt	11/24

206-93

1952

RECORD: 2-7-0; H: 2-3-0; A: 0-4-0
 COACH: RALPH HATLEY
 CAPTAIN: RALPH MESSER & ROLAND EVELAND

L	H	6-54	Mississippi	9/19
L	A	20-27	Southern Miss	9/27
L	A	7-26	Louisiana Tech	10/4
W	H	34-7	Murray State	10/11
L	A	6-23	Chattanooga	10/17
L	H	14-38	North Texas State	10/25
W	H	29-25	Louisville (HC)	11/8
L	A	0-35	Tennessee Tech	11/15
L	H	25-28	Southeastern Louisiana	11/22

141-263

TIGERS SCOREBOARD

1953

RECORD: 6-4-0; H: 3-2-0; A: 3-2-0
 COACH: RALPH HATLEY
 CAPTAINS: OLLIE KELLER & TONY TAYLOR

L H	6-34	Mississippi State	9/19
W A	7-6	Chattanooga	9/25
W A	13-7	Louisiana Tech	10/3
W H	20-0	Murray State	10/10
W H	14-7	Tennessee Tech	10/17
L A	20-26	Middle Tennessee State	10/24
W H	27-13	Southern Miss	10/31
L H	0-20	Arkansas State (HC)	11/7
L A	7-20	#13 Kentucky	11/14
W A	21-7	Southeastern Louisiana	11/21

135-140

1954

RECORD: 3-4-3; H: 3-1-1; A: 0-3-2
 COACH: RALPH HATLEY
 CAPTAIN: BOB PATTERSON & NED SUTTLE

L A	7-27	Mississippi State	9/18
T A	13-13	Tulane	9/25
T H	6-6	Abilene Christian	10/2
W H	34-6	Murray State	10/9
T A	25-25	Tennessee Tech	10/16
W H	27-7	Middle Tennessee State	10/23
W H	26-7	Arkansas State (HC)	10/30
L H	0-51	#9 Mississippi	11/6
L A	7-33	Kentucky	11/13
L A	21-34	Southern Miss	11/20

166-209

1955

RECORD: 2-7-0; H: 1-4-0; A: 1-3-0
 COACH: RALPH HATLEY
 CAPTAINS: GERALD BUSH & JOE BILLINGS

L H	0-6	Trinity	9/24
L A	0-33	Mississippi State	10/1
W A	20-7	Murray State	10/8
W H	20-12	Tennessee Tech (HC)	10/15
L H	14-34	Southern Miss	10/21
L H	20-21	Arkansas State	10/29
L H	6-39	#15 Mississippi	11/5
L A	7-41	Kentucky	11/12
L A	7-25	Chattanooga	11/24

94-218

1956

RECORD: 5-4-1; H: 4-2-0; A: 1-2-1
 COACH: RALPH HATLEY
 CAPTAINS: ANDY NELSON & COTTON CLIFFORD

W H	32-21	Arkansas Tech	9/15
T A	14-14	Tennessee Tech	9/22
L A	0-19	Trinity	9/29
L H	13-14	Chattanooga	10/6
W H	42-19	Austin Peay State	10/13
L A	0-27	Southern Miss	10/20
W H	42-0	Western Kentucky (HC)	10/27
W H	34-0	Arkansas State	11/3
L H	0-26	Mississippi	11/10
W A	32-12	East Tennessee State#	11/22

209-152 #Burley Bowl

1957

RECORD: 6-4-0; H: 5-1-0; A: 1-3-0
 COACH: RALPH HATLEY
 CAPTAINS: FRANK MASSA & REX TATUM

W H	20-6	Arkansas Tech	9/21
L A	6-10	Mississippi State	9/28
W H	41-0	Austin Peay State	10/5
W H	40-7	Tennessee Tech	10/12
L H	6-14	Southern Miss (HC)	10/19
L A	7-53	Kentucky	11/2
W H	34-0	Arkansas State	11/9
W A	17-7	Louisiana Tech	11/16
W H	24-7	East Tennessee State	11/23
L A	0-7	Chattanooga	11/28

195-111

1958

RECORD: 4-5-0; H: 3-2-0; A: 1-3-0
 COACH: BILLY J. MURPHY
 CAPTAINS: ED RANDOLPH & LAVERNE STEEDLEY

L H	0-17	#6 Mississippi	9/20
W A	13-0	Tennessee Tech	9/27
L A	22-24	Southern Miss	10/4
L A	6-28	Mississippi State	10/11
L H	26-28	The Citadel (HC)	10/18
W H	22-7	Chattanooga	10/25
W H	26-12	Louisiana Tech	11/1
W H	27-14	Louisiana College	11/8
L A	0-14	Alabama	11/22

142-144

1959

RECORD: 6-4-0; H: 5-0-0; A: 1-4-0
 COACH: BILLY J. MURPHY
 CAPTAIN: JOHN LEE

W H	25-6	Stephen F Austin	9/19
W H	14-3	Tennessee Tech	9/26
L A	0-43	#3 Mississippi	10/3
W H	13-7	Abilene Christian	10/10
W H	16-6	Florida State (HC)	10/17
L A	23-28	Mississippi State	10/24
W H	21-6	Southern Miss	10/31
L A	8-10	Louisiana Tech	11/14
L A	7-14	#17 Alabama	11/21
W A	15-9	Chattanooga	11/26

142-13

1960

RECORD: 8-2-0; H: 5-1-0; A: 3-1-0
 COACH: BILLY J. MURPHY
 CAPTAINS: WAYNE ARMSTRONG & MILLER MATTHEWS

W H	35-0	Texas-Arlington	9/17
W A	37-6	Tennessee Tech	9/24
L H	20-31	#1 Mississippi	10/1
W A	44-0	North Texas State	10/8
W H	42-7	Hardin-Simmons (HC)	10/15
L A	0-21	Mississippi State	10/22
W H	21-8	VMI	10/29
W H	55-6	Abilene Christian	11/5
W H	42-0	Chattanooga	11/12
W A	7-6	Southern Miss	11/18

303-85

1961

RECORD: 8-2-0; H: 5-2-0; A: 3-0-0
 COACH: BILLY J. MURPHY
 CAPTAIN: DON COFFEY & JACK CARTER

W H	40-0	The Citadel	9/16
W A	48-12	Tulsa	9/23
W H	56-0	Hardin-Simmons	9/30
W A	28-13	Louisville	10/7
W H	21-7	Southern Miss	10/14
W H	35-0	Abilene Christian (HC)	10/21
L H	16-23	Mississippi State	10/28
L H	6-7	Furman	11/4
W H	41-0	North Texas State	11/11
W A	41-13	Chattanooga	11/23

332-75

1962

RECORD: 8-1-0; H: 5-1-0; A: 3-0-0
 COACH: BILLY J. MURPHY
 CAPTAINS: JERRY BELL & WAYNE EVANS

W H	12-6	Tennessee Tech	9/15
L H	7-21	#6 Mississippi	9/22
W A	14-6	North Texas State	9/29
W H	49-0	Louisville	10/6
W H	8-6	Southern Miss (HC)	10/13
W A	28-7	Mississippi State	10/27
W A	60-13	The Citadel	11/10
W H	50-0	Texas-Arlington	11/17
W H	33-8	Detroit	11/24

261-67

1963

RECORD: 9-0-1; H: 5-0-1; A: 4-0-0
 COACH: BILLY J. MURPHY
 CAPTAIN: RICHARD SACCOCCIA

W A	28-7	Southern Miss	9/14
T H	0-0	#2 Mississippi	9/21
W A	28-15	Tulsa	10/5
W H	21-0	North Texas State	10/12
W A	29-14	West Texas State	10/19
W H	17-10	Mississippi State	10/26
W A	25-0	Louisville	11/2
W H	9-0	South Carolina (HC)	11/9
W H	13-0	Chattanooga	11/16
W H	29-6	Houston	11/30

199-52

1964

RECORD: 5-4-0; H: 4-1-0; A: 1-3-0
 COACH: BILLY J. MURPHY
 CAPTAINS: CHUCK BROOKS & BOB FINNAMORE

L A	0-30	#1 Mississippi	9/19
W A	13-0	Tampa	10/3
L H	14-20	Southern Miss	10/10
W H	41-0	West Texas State	10/17
W H	23-0	McNeese State	10/24
W H	23-14	Wake Forest	10/31
L A	7-19	Tulsa	11/7
W H	34-0	Louisville (HC)	11/14
L A	18-20	Southern Miss	11/21

173-103

TIGERS SCOREBOARD

1965

RECORD: 5-5-0; H: 3-2-0; A: 2-3-0

COACH: BILLY J. MURPHY

CAPTAINS: DON McCLARD, BILLY FLETCHER,
HARRY DAY

L	H	14-34	Mississippi	9/18
L	A	16-21	Southern Miss	9/25
L	A	28-32	Tulsa	10/9
W	H	33-13	#10 Mississippi St. (HC)	10/16
W	A	28-0	McNeese State	10/23
W	H	27-12	West Texas State	10/30
W	H	7-0	Utah State	11/6
W	A	28-0	North Texas State	11/13
L	H	20-21	Wake Forest	11/20
L	A	14-20	Quantico	11/27

215-153

1966

RECORD: 7-2-0; H: 4-1-0; A: 3-1-0

COACH: BILLY J. MURPHY

CAPTAIN: NOT AVAILABLE

L	H	0-13	Mississippi	9/17
W	A	16-7	South Carolina	9/24
W	H	6-0	Southern Miss	10/1
W	H	20-14	Quantico	10/15
W	H	6-0	Tulsa (HC)	10/22
W	A	26-14	West Texas State	10/29
L	A	7-21	Wake Forest	11/12
W	H	26-14	Cincinnati	11/19
W	A	14-13	Houston	11/26

121-96

1967

RECORD: 6-3-0; H: 5-1-0; A: 0-2-0; N: 1-0-0

COACH: BILLY J. MURPHY

CAPTAIN: TOM WALLACE & BUBBA WINKLER

W	H	27-17	Mississippi	9/23
W	H	17-0	Cincinnati	9/30
L	A	14-28	Utah State	10/7
W	H	42-10	Wake Forest	10/14
W	H	28-6	Southwestern Louisiana	10/21
W	N	24-8	Southern Miss (Jackson)	10/28
L	H	7-26	Florida State (ABC) (HC)	11/4
L	A	18-35	Houston	11/11
W	H	29-20	North Texas State	11/25

206-150

1968

RECORD: 6-4-0; H: 3-2-0; A: 3-2-0

COACH: BILLY J. MURPHY

CAPTAIN: NOT AVAILABLE

CONFERENCE: MISSOURI VALLEY*

L	H	7-21	Mississippi	9/21
L	A	17-24	#16 Tennessee	9/28
W	A	30-12	North Texas State*	10/5
W	H	42-21	West Texas State	10/12
L	A	10-20	Florida State	10/19
W	H	29-7	Southern Miss (HC)	10/26
W	A	32-6	Tulsa*	11/2
L	H	7-27	#13 Houston	11/9
W	H	40-18	Wichita State*	11/16
W	A	44-14	Louisville*	11/30

258-170

1969

RECORD: 8-2-0; H: 5-1-0; A: 3-1-0

COACH: BILLY J. MURPHY

CAPTAIN: NOT AVAILABLE

CONFERENCE: MISSOURI VALLEY*

L	A	3-28	#9 Mississippi	9/20
W	H	15-13	North Texas State*	9/27
L	H	16-55	#10 Tennessee	10/4
W	A	52-6	Cincinnati*	10/11
W	H	26-13	Miami (FL)	10/18
W	A	40-0	Utah State	10/25
W	H	42-24	Tulsa* (HC)	11/1
W	H	37-7	Southern Miss	11/8
W	A	28-26	Florida State**	11/15
W	H	69-19	Louisville*	11/22

328-191 ^ designated conference game

1970

RECORD: 6-4-0; H: 4-2-0; A: 2-2-0

COACH: BILLY J. MURPHY

CAPTAIN: NOT AVAILABLE

CONFERENCE: MISSOURI VALLEY*

L	H	13-47	#5 Mississippi	9/19
W	A	21-20	Virginia Tech	9/26
L	A	12-27	Tulsa*	10/3
W	H	16-12	Florida State (HC)	10/17
W	A	28-7	North Texas State	10/24
W	H	33-0	Southern Miss	10/31
L	A	27-40	Louisville*	11/7
W	H	51-6	Wichita State*	11/14
L	H	12-15	Utah State	11/21
W	H	14-10	Cincinnati*	11/28

227-184

1971

RECORD: 5-6-0; H: 3-5-0; A: 1-1-0; N: 1-0-0

COACH: BILLY J. MURPHY

CAPTAINS: MIKE STARK, CHARLIE BABB,
PAUL GOWEN

CONFERENCE: MISSOURI VALLEY*

W	H	30-0	West Texas State*	9/11
L	H	21-49	Mississippi	9/18
L	H	3-7	South Carolina	10/2
L	H	20-26	Louisville*	10/9
L	A	6-7	Utah State	10/16
W	H	27-12	Southern Miss*	10/23
W	A	45-21	Cincinnati*	10/30
L	H	7-35	#19 Houston (HC)	11/6
W	H	47-8	North Texas State*	11/13
L	H	21-28	Kansas State	11/20
W	N	28-9	San Jose State #	12/18

255-202 #Pasadena Bowl

1972

RECORD: 5-5-1; H: 4-3-0; A: 1-2-0; N: 0-0-1

COACH: FRED PANCOAST

CAPTAINS: TOM PARKER & CAREY MULWEE

CONFERENCE: MISSOURI VALLEY*

L	H	29-34	#19 Mississippi	9/16
L	H	7-23	Drake*	9/23
L	A	7-34	South Carolina	9/30
L	H	7-38	#10 Tennessee	10/7
W	H	38-29	Utah State (HC)	10/14
W	A	7-6	North Texas State	10/21
W	H	49-21	Tulsa	10/28
W	H	58-14	Wichita State*	11/4

W	H	49-24	Cincinnati*	11/11
L	A	0-17	Louisville*	11/18
T	N	14-14	Southern Miss (Jackson)	12/2

265-254

1973

RECORD: 8-3-0; H: 4-2-0; A: 3-1-0; N: 1-0-0

COACH: FRED PANCOAST

CAPTAINS: NOT AVAILABLE

W	H	28-21	Louisville	9/8
W	H	24-3	North Texas State	9/15
W	N	17-13	Mississippi (Jackson)	9/22
L	H	21-35	#15 Houston	9/29
L	A	16-21	Kansas State	10/6
W	H	28-16	Tulsa	10/13
W	A	13-10	Florida State	10/20
W	H	49-16	Virginia Tech	11/3
L	H	10-13	Southern Miss (HC)	11/10
W	A	41-6	Southwestern Louisiana	11/17
W	A	17-13	Cincinnati	11/24

264-167

1974

RECORD: 7-4-0; H: 4-2-0; A: 3-2-0

COACH: FRED PANCOAST

CAPTAIN: JAMES THOMPSON

W	A	16-10	Louisville	9/7
L	H	0-6	Southern Miss	9/14
W	H	15-7	Mississippi	9/21
W	A	20-18	Colorado State	9/28
W	H	13-7	Cincinnati	10/12
L	H	28-29	Mississippi State	10/19
W	A	41-0	North Texas State	10/26
W	H	42-14	Florida State (HC)	11/2
L	A	6-34	Tennessee	11/9
L	A	10-13	#14 Houston	11/16
W	H	34-10	Wichita State	11/23

225-148

1975

RECORD: 7-4-0; H: 3-3-0; A: 4-1-0

COACH: RICHARD WILLIAMSON

CAPTAINS: JERRY DANDRIDGE & LUM WRIGHT

L	H	7-17	Mississippi State	9/6
W	A	31-20	#7 Auburn	9/13
L	A	3-13	Cincinnati	9/20
L	H	10-29	Arkansas State	9/27
W	H	21-19	North Texas State	10/4
L	H	7-21	Southern Miss (HC)	10/11
W	H	41-7	Louisville	10/18
W	A	16-14	Tulsa	10/25
W	A	13-7	Wichita State	11/1
W	A	17-14	Florida State	11/8
W	H	14-7	Houston	11/15

180-168

1976

RECORD: 7-4-0; H: 5-2-0; A: 2-2-0

COACH: RICHARD WILLIAMSON

CAPTAIN: BOB RUSH

W	H	21-16	Mississippi	9/4
W	H	21-12	Florida State	9/11
L	A	14-16	Tulsa	9/18
W	H	27-13	SMU	10/2

241-182

TIGERS SCOREBOARD

1976		
RECORD: 7-4-0; H: 5-2-0; A: 2-2-0		
COACH: RICHARD WILLIAMSON		
CAPTAIN: BOB RUSH		
W	H	28-27 Auburn (HC) 10/9
L	H	33-42 Mississippi State 10/16
W	H	31-0 Wichita State 10/23
W	A	14-7 Tulane 10/30
L	H	14-21 Tennessee 11/6
W	A	26-14 Louisville 11/13
L	A	12-14 Southern Miss 11/20
241-182		

1977		
RECORD: 6-5-0; H: 5-2-0; A: 1-3-0		
COACH: RICHARD WILLIAMSON		
CAPTAIN: KEITH BUTLER		
L	A	3-7 Mississippi 9/3
W	H	27-9 Tulane 9/10
W	H	31-26 Utah State 9/17
W	H	21-20 Virginia Tech 9/24
L	H	13-14 Louisville (HC) 10/1
W	H	21-13 Mississippi State 10/15
L	H	19-20 North Texas State 10/22
W	H	42-14 Southern Miss 10/29
L	A	14-27 Tennessee 11/5
L	A	9-30 #16 Florida State 11/12
W	A	28-14 Wichita State 11/19
228-194		

1978		
RECORD: 4-7-0; H: 3-3-0; A: 1-4-0		
COACH: RICHARD WILLIAMSON		
CAPTAINS: EARNEST GRAY & PETE SCATAMACCHIA		
L	A	7-14 Mississippi 9/9
W	H	17-3 Houston 9/16
L	H	14-44 Mississippi State 9/23
L	A	0-58 #8 Texas A&M 9/30
W	H	26-13 Wichita State 10/14
L	H	10-13 Southern Miss 10/21
L	A	24-41 Tulane 10/28
W	H	35-14 Vanderbilt (HC) 11/4
W	A	29-22 Louisville 11/11
L	A	24-41 North Texas State 11/18
L	H	14-34 Cincinnati 11/25
200-297		

1979		
RECORD: 5-6-0; H: 3-3-0; A: 2-3-0		
COACH: RICHARD WILLIAMSON		
CAPTAINS: WAYNE WEEDON & LEO CAGE		
W	A	14-13 Mississippi State 9/8
L	H	34-38 Mississippi 9/15
W	A	16-10 Wichita State 9/22
L	H	7-17 Texas A&M 9/29
L	H	20-21 Northeast Louisiana 10/13
L	A	0-22 Southern Miss 10/20
W	H	22-0 North Texas State 10/27
L	A	3-13 Vanderbilt 11/3
W	H	10-6 Louisville (HC) 11/10
L	A	17-66 #5 Florida State 11/17
W	H	23-17 Cincinnati 11/24
166-223		

1980		
RECORD: 2-9-0; H: 2-4-0; A: 0-5-0		
COACH: RICHARD WILLIAMSON		
CAPTAIN: GAME-BY-GAME		
CONFERENCE: METRO*		
L	H	7-34 Mississippi State 9/6
L	A	7-61 Mississippi 9/13
L	A	8-17 Georgia Tech* 9/27
W	H	24-3 Arkansas State 10/4
L	A	14-38 Louisville* 10/11
L	H	10-29 North Texas State 10/18
L	H	3-24 #6 Florida State* (ABC) 10/25
L	H	10-14 Vanderbilt (HC) 11/1
L	A	10-14 Cincinnati* 11/8
L	A	16-21 Tulane* 11/15
W	H	6-0 Wichita State 11/22
115-255		

1981		
RECORD: 1-10-0; H: 0-5-0; A: 1-5-0		
COACH: REX DOCKERY		
CONFERENCE: METRO*		
L	A	3-20 #14 Mississippi State 9/5
L	A	5-10 #18 Florida State* 9/12
L	H	3-7 Mississippi 9/19
W	A	28-15 Georgia Tech* 9/26
L	A	13-17 Virginia Tech 10/3
L	H	7-14 Louisville* 10/10
L	H	0-10 Southern Miss* (HC) 10/17
L	H	9-28 Tennessee 10/24
L	A	0-26 Vanderbilt 10/31
L	A	7-38 Cincinnati* 11/7
L	H	7-24 Tulane* 11/14
82-209		

1982		
RECORD: 1-10-0; H: 1-5-0; A: 0-5-0		
COACH: REX DOCKERY		
CAPTAINS: TONY WILEY, KEN DEFEO, MIKE KLEIMEYER		
CONFERENCE: METRO*		
L	A	10-27 Mississippi 9/4
L	H	14-24 Vanderbilt 9/11
L	H	17-41 Mississippi State 9/18
L	H	20-24 Georgia Tech* 9/25
L	A	14-34 Southern Miss* 10/2
L	H	7-16 Cincinnati* (HC) 10/16
L	A	10-17 Tulane* 10/23
L	A	3-34 #3 Georgia* (ESPN) 10/30
L	A	3-29 Tennessee 11/6
L	H	19-38 Louisville* 11/20
W	H	12-0 Arkansas State 11/27
129-284		

1983		
RECORD: 6-4-1; H: 2-2-1; A: 4-2-0		
COACH: REX DOCKERY		
CAPTAINS: GREG MONTGOMERY, DERRICK CRAWFORD		
CONFERENCE: METRO*		
W	H	37-17 Mississippi (WREG) 9/3
L	A	10-24 #8 North Carolina 9/10
L	H	10-17 Virginia Tech* 9/17
L	A	13-44 #6 Alabama 10/1
W	H	28-25 Tulane* 10/8

L	H	20-27 Southern Miss* (HC) 10/15
W	A	24-7 Vanderbilt 10/29
W	A	30-13 Mississippi State 11/5
W	A	43-10 Cincinnati* 11/12
T	H	14-14 Arkansas State 11/19
W	A	45-7 Louisville* 11/24

*** Rex Dockery was killed in a plane crash shortly after the conclusion of the 1983 season.**

1984		
RECORD: 5-5-1; H: 4-1-1; A: 1-4-0		
COACH: REY DEMPSEY		
CONFERENCE: METRO*		
W	H	17-2 Arkansas State 9/1
L	A	6-22 Mississippi 9/8
W	H	47-7 Cincinnati* 9/22
W	A	23-13 Southern Miss* 9/29
T	H	17-17 #6 Florida State* 10/6
W	H	20-7 Southwestern La. (HC) 10/13
W	H	23-12 Mississippi State (WREG) 10/20
L	H	27-30 North Carolina 10/27
L	A	3-13 #8 Georgia 11/3
L	A	9-41 Tennessee 11/10
L	A	9-14 Tulane* 11/17
201-178		

1985		
RECORD: 2-7-2; H: 1-3-2; A: 1-4-0		
COACH: REY DEMPSEY		
CAPTAINS: TIM HARRIS & JEFF WALKER		
CONFERENCE: METRO		
W	A	37-6 Southwestern Louisiana 8/31
T	H	17-17 Mississippi (WREG) 9/7
T	H	10-10 Murray State 9/14
L	A	10-19 #6 Florida State (WTBS) 9/21
L	A	28-31 Mississippi State 10/5
W	H	38-21 Tulane (HC) 10/12
L	H	7-14 Southern Miss 10/19
L	H	9-28 Alabama 10/26
L	A	10-31 Virginia Tech 11/2
L	H	7-17 #19 Tennessee 11/9
L	A	7-49 Army 11/16
180-243		

1986		
RECORD: 1-10-0; H: 0-4-0; A: 1-6-0		
COACH: CHARLIE BAILEY		
CAPTAINS: DAVID BRANDON & TED GATEWOOD		
CONFERENCE: METRO		
L	A	6-28 Mississippi 9/6
L	H	10-30 Arkansas State 9/13
L	H	10-26 Southwestern Louisiana 9/20
L	A	8-34 Louisville 9/27
L	H	17-34 Mississippi State (HC) 10/4
L	A	0-37 #2 Alabama 10/11
L	A	9-14 Southern Miss 10/18
W	A	22-21 Vanderbilt 11/1
L	A	3-33 Tennessee 11/8
L	A	6-15 Tulane (WMKW) 11/15
L	H	13-20 New Mexico 11/22
104-292		

TIGERS SCOREBOARD

1987

RECORD: 5-5-1; H: 4-1-1; A: 1-4-0
 COACH: CHARLIE BAILEY
 CAPTAINS: TED GATEWOOD, RON PALMER,
 TROY MYERS
 CONFERENCE: METRO

W	H	16-10	Mississippi	9/5
L	A	17-27	Vanderbilt	9/12
L	A	24-41	#7 Florida State	9/19
L	A	6-9	Mississippi State	10/3
W	H	13-10	#15 Alabama	10/10
W	H	45-36	Tulane (HC)(WMKW)	10/17
L	H	14-17	Southern Miss	10/24
T	H	21-21	Arkansas State	10/31
L	A	7-31	Southwestern La. (WMKW)	11/7
W	H	43-8	Louisville	11/14
W	A	14-0	Tulsa	11/21

220-210

1988

RECORD: 6-5-0; H: 5-1-0; A: 1-4-0
 COACH: CHARLIE BAILEY
 CAPTAINS: REID BENNETT, DAMON YOUNG,
 TYRONE BETTERS
 CONFERENCE: METRO

L	A	6-24	Mississippi	9/3
W	H	9-7	Arkansas State	9/10
L	A	18-29	Louisville	9/17
L	A	19-20	Tulane (WMKW)	9/24
W	H	31-10	Mississippi State (HC)	10/1
L	A	17-11	#14 Florida (SportsChannel)	10/8
L	H	25-38	Tennessee	10/22
L	A	27-34	Southern Miss	10/29
W	H	20-3	Southwestern La. (WMKW)	11/5
W	H	26-20	Tulsa	11/12
W	H	28-9	Vanderbilt	11/19

226-205

1989

RECORD: 2-9-0; H: 1-5-0; A: 1-4-0
 COACH: CHUCK STOBART
 CAPTAIN: GAME-BY-GAME
 CONFERENCE: METRO

L	H	13-20	Mississippi	9/2
L	H	13-17	Arkansas State	9/9
L	A	7-35	#16 Alabama	9/16
L	H	13-38	Florida	9/23
W	H	13-10	Vanderbilt (HC)	10/7
W	A	34-17	Cincinnati	10/14
L	A	10-35	Mississippi State	10/21
L	H	7-31	Southern Miss	10/28
L	A	34-38	Tulane	11/4
L	H	10-40	Louisville	11/11
L	A	20-57	#5 Florida State (Sunshine Net.)	11/18

174-338

1990

RECORD: 4-6-1; H: 3-2-1; A: 1-3-0; N: 0-1-0
 COACH: CHUCK STOBART
 CAPTAINS: MARVIN COX, SCOTT RUMLEY,
 REGINALD JONES
 CONFERENCE: METRO

T	H	24-24	Arkansas State	9/1
L	A	21-23	Mississippi	9/8
W	H	37-28	UCF	9/22

W	A	22-10	Tulsa	9/29
W	H	21-14	Tulane	10/6
L	A	17-19	Louisville	10/13
L	A	7-23	Southern Miss	10/20
W	H	20-6	Southwestern La. (HC)	10/27
L	H	17-24	ECU	11/3
L	H	23-27	Mississippi State	11/10
L	N	3-35	#9 Florida St. (Sunshine Net.)	11/17

212-233

1991

RECORD: 5-6-0; H: 3-3-0; A: 2-3-0
 COACH: CHUCK STOBART
 CAPTAINS: KEITH BENTON, LARRY COX, JOE ALLISON
 CONFERENCE: METRO

W	A	24-10	#16 Southern Cal. (Prime)	9/2
L	H	0-10	Mississippi	9/7
L	A	13-20	ECU	9/14
W	H	31-21	Arkansas State	9/21
L	A	21-31	Missouri	10/5
W	H	17-12	Southern Miss	10/12
W	A	28-23	Mississippi State	10/19
L	H	28-33	Tulsa (HC)	10/26
L	A	24-52	#14 Tennessee	11/2
W	H	35-7	Louisville	11/9
L	H	7-10	#7 Alabama	11/16

228-229

1992

RECORD: 6-5-0; H: 4-2-0; A: 2-3-0
 COACH: CHUCK STOBART
 CAPTAINS: CHRIS HOBBS, JOE ALLISON,
 LARRY BOLTON
 CONFERENCE: METRO

L	A	21-23	Southern Miss	9/5
L	A	15-16	Louisville	9/12
L	H	16-20	#24 Mississippi State	9/19
W	H	22-6	Arkansas	9/26
W	H	34-14	Cincinnati (HC)	10/10
W	H	37-7	Arkansas State	10/17
W	A	30-25	Tulsa	10/24
W	A	62-20	Tulane (Sports South)	10/31
L	A	12-17	Mississippi	11/7
L	H	21-26	#23 Tennessee	11/14
W	H	42-7	ECU	11/21

312-181

1993

RECORD: 6-5-0; H: 3-2-0; A: 3-3-0
 COACH: CHUCK STOBART
 CAPTAINS: DANTON BARTO & STEVIE D. WILLIAMS

W	A	45-35	#23 Mississippi State	9/4
L	H	28-54	Louisville	9/11
L	A	15-17	Southwestern Louisiana	9/18
W	A	6-0	Arkansas	9/25
W	A	34-7	ECU	10/2
W	H	45-3	Arkansas State	10/9
L	H	19-23	Tulsa (HC)	10/16
L	A	20-23	Cincinnati	10/30
W	H	19-3	Mississippi	11/6
W	H	20-9	Southern Miss	11/13
L	A	17-41	#9 Miami (FL) (ESPN)	11/27

268-215

1994

RECORD: 6-5-0; H: 4-2-0; A: 2-3-0
 COACH: CHUCK STOBART
 CAPTAIN: GAME-BY-GAME

L	H	6-17	Mississippi State	9/3
W	A	42-18	Tulsa	9/10
L	A	3-20	Southern Miss	9/17
W	H	16-15	Arkansas	9/24
W	H	13-0	Tulane	10/8
W	H	15-6	Arkansas State	10/15
W	H	26-3	Cincinnati (HC)	10/22
L	A	6-10	Louisville	10/29
W	A	17-16	Mississippi	11/5
L	A	13-24	Tennessee	11/12
L	H	6-30	ECU	11/19

163-159

1995

RECORD: 3-8-0; H: 2-3-0; A: 1-5-0
 COACH: RIP SCHERER
 CAPTAINS: BRYAN BARNETT, KEITH SETLER,
 RYAN ROSKELLY

L	A	18-28	Mississippi State	9/2
L	A	7-24	#11 Michigan	9/9
W	H	33-19	Southwestern Louisiana	9/16
L	A	20-27	Arkansas	9/23
L	H	7-17	Louisville	9/30
W	A	23-8	Tulane	10/14
L	A	3-28	Cincinnati	10/21
W	H	10-7	Tulsa	10/28
L	H	3-34	Mississippi (HC)	11/4
L	H	9-17	Southern Miss	11/11
L	A	17-31	ECU	11/18

150-240

1996

RECORD: 4-7; H: 3-3; A: 1-4
 COACH: RIP SCHERER
 CAPTAINS: QADRY ANDERSON, TIM HART, RICH-
 ARD HOGANS, BRITTON WILKINS, KERRY COBB
 CONFERENCE: C-USA*

L	H	7-30	#11 Miami (FL) (Fox)	8/31
L	H	10-31	Mississippi State	9/7
W	A	19-16	Missouri	9/14
W	H	17-10	Tulane*	9/21
W	H	18-16	Cincinnati* (HC)	10/5
L	A	20-37	Houston*	10/12
L	A	0-16	Southern Miss* (Fox)	10/19
L	A	9-13	UL-Lafayette	10/26
L	A	10-13	Louisville*	11/2
W	H	21-17	#6 Tennessee (CBS)	11/9
L	H	10-20	ECU	11/23

141-219

1997

RECORD: 4-7; H: 4-2; A: 0-5
 COACH: RIP SCHERER
 CAPTAINS: BERNARD ODEN, CHRIS REEVES,
 DREW PAIRAMORE
 CONFERENCE: C-USA*

L	A	10-13	Mississippi State (Fox)	8/30
W	H	28-7	UAB	9/6
L	A	21-51	#21 Michigan State	9/13
L	H	17-20	Minnesota (MSC TV)	9/20
L	A	17-20	Cincinnati*	10/4

218-243

TIGERS SCOREBOARD

1997

RECORD: 4-7; H: 4-2; A: 0-5
 COACH: RIP SCHERER
 CAPTAINS: BERNARD ODEN, CHRIS REEVES,
 DREW PAIRAMORE
 CONFERENCE: C-USA*

W	H	38-9	Arkansas State	10/11
L	A	10-32	ECU* (Fox)	10/25
W	H	24-3	Houston* (HC)	11/1
L	A	14-26	Tulane*	11/8
W	H	21-20	Louisville*	11/15
L	H	18-42	Southern Miss* (Fox)	11/22

218-243

1998

RECORD: 2-9; H: 2-4; A: 0-5
 COACH: RIP SCHERER
 CAPTAINS: RON SELLS, MARQUIS BOWLING,
 KEITH COBB
 CONFERENCE: C-USA*

L	A	10-30	Mississippi (Jeff. Pilot TV)	9/5
L	H	6-14	Mississippi State (Fox)	9/12
L	A	14-41	Minnesota (MWSC-TV)	9/19
L	A	14-35	Houston*	10/3
L	H	9-23	#20 Arkansas (Fox)	10/10
W	H	41-23	Cincinnati*	10/17
L	A	32-35	Louisville*	10/24
W	H	35-19	Arkansas State (HC)	10/31
L	H	31-41	#15 Tulane*	11/7
L	A	3-45	Southern Miss*	11/14
L	H	31-34	ECU*	11/21

226-340

1999

RECORD: 5-6; H: 2-4; A: 3-2
 COACH: RIP SCHERER
 CAPTAINS: TRAMONT LAWLESS, GERARD AR-
 NOLD, RYAN WHITE
 CONFERENCE: C-USA*

L	H	0-3	Mississippi	9/4
L	A	10-13	Mississippi State (FOX)	9/11
W	H	31-26	Arkansas State	9/18
L	A	16-17	#7 Tennessee	9/25
L	H	17-27	Missouri (Fox)	10/2
W	A	38-14	UAB*	10/9
L	H	31-32	Louisville* (WDRB) (HC)	10/16
W	A	49-7	Tulane*	10/30
L	H	5-20	#25 Southern Miss* (FOX)	11/6
W	H	14-10	Army*	11/13
W	A	21-13	Cincinnati*	11/20

232-182

2000

RECORD: 4-7; H: 2-4; A: 2-3
 COACH: RIP SCHERER
 CAPTAINS: LOU ESPOSITO, MARCUS BELL,
 BEN GRAVES
 CONFERENCE: C-USA*

L	H	3-17	Mississippi State (Fox)	9/2
W	H	28-0	UL-Monroe	9/9
W	A	19-17	Arkansas State	9/16
W	A	26-16	Army*	9/23
L	A	3-24	#21 Southern Miss* (Fox)	9/30
W	H	17-10	ECU* (Fox)	10/7
L	A	9-13	UAB*	10/14
L	H	30-33	Houston* (3OT) (HC)	10/21

L	H	17-19	Tennessee (Fox)	11/4
L	H	10-13	Cincinnati* (OT)	11/11
L	A	14-37	Tulane*	11/18

176-199

2001

RECORD: 5-6; H: 4-2; A: 1-4
 COACH: TOMMY WEST
 CAPTAINS: BUNKIE PERKINS, ARTIS HICKS, WADE
 SMITH, GLENN SUMTER, DEMORRIO SHANK,
 TONY BROWN
 CONFERENCE: C-USA*

L	A	10-30	#18 Mississippi St. (ESPN2)	9/3
W	H	43-10	Chattanooga	9/8
W	H	17-9	USF	9/22
L	A	21-38	Louisville*	9/29
W	H	22-17	Southern Miss*	10/6
W	A	52-33	Houston*	10/13
L	A	11-32	ECU* (WPTY)	10/20
L	H	14-17	UAB* (ESPN+) (HC)	10/27
L	A	28-49	#6 Tennessee	11/10
W	H	42-10	Army*	11/17
L	H	34-36	Cincinnati*	11/24

294-281

2002

RECORD: 3-9; H: 3-3; A: 0-6
 COACH: TOMMY WEST
 CAPTAINS: TONY BROWN, WADE SMITH,
 JIMOND PUGH
 CONFERENCE: C-USA*

W	H	52-6	Murray State	8/31
L	A	16-38	Mississippi (Jeff. Pilot)	9/7
L	A	14-33	Southern Miss* (WLMT)	9/14
W	H	38-10	Tulane*	9/21
L	A	17-31	UAB* (WLMT)	9/28
L	H	32-38	Louisville* (ESPN2)	10/8
L	H	17-29	Mississippi State	10/19
L	A	10-48	Cincinnati*	10/26
L	H	21-26	Houston* (HC)	11/2
L	A	28-31	USF	11/9
W	H	38-10	Army*	11/23
L	A	20-27	TCU*	11/30

303-327

2003

RECORD: 9-4; H: 5-2; A: 3-2; N: 1-0
 COACH: TOMMY WEST
 CAPTAINS: DERRICK BALLARD, COOT TERRY,
 ERIC TAYLOR, GREG HARPER
 CONFERENCE: C-USA*

W	H	40-10	Tennessee Tech	8/30
W	H	44-34	Mississippi (ESPN2)	9/6
L	A	6-23	Southern Miss*	9/13
W	H	38-16	Arkansas State	9/27
L	H	10-24	UAB* (HC)	10/4
L	A	27-35	Mississippi State	10/11
W	A	45-14	Houston*	10/18
W	A	41-9	Tulane*	10/25
W	H	41-24	ECU*	11/1
W	A	37-7	Louisville*	11/15
W	H	21-16	Cincinnati*	11/22
L	H	16-21	USF*	11/29
W	N	27-17	North Texas# (ESPN2)	12/16

393-250 #New Orleans Bowl

2004

RECORD: 8-4; H: 4-1; A: 4-2; N: 0-1
 COACH: TOMMY WEST
 CAPTAINS: ALBERT MEANS, DANNY WIMPRINE
 CONFERENCE: C-USA*

W	A	20-13	Mississippi	9/4
W	H	52-21	Chattanooga	9/11
W	A	47-35	Arkansas State	9/18
L	A	28-35	UAB* (WLMT)	9/25
W	H	41-14	Houston* (WLMT) (HC)	10/2
W	H	49-24	Tulane*	10/16
L	A	10-49	Cincinnati* (WLMT)	10/23
L	H	49-56	#14 Louisville* (ESPN)	11/4
W	H	30-26	Southern Miss* (ESPN2)	11/12
W	A	38-35	ECU*	11/20
W	A	31-15	USF* (ESPN2)	11/27
L	N	35-52	Bowling Green# (ESPN)	12/22

430-375 #GMAC Bowl

2005

RECORD: 7-5; H: 4-2; A: 2-3; N: 1-0
 COACH: TOMMY WEST
 CAPTAINS: MAURICE AVERY, JOHN DOUCETTE,
 MARCUS WEST
 CONFERENCE: C-USA*

L	H	6-10	Mississippi (ESPN)	9/5
W	H	59-14	Chattanooga	9/17
L	A	31-37	Tulsa* (OT) (WLMT/CSTV)	9/24
W	H	27-20	UTEP* (CSTV)	10/1
L	A	17-38	UCF* (WLMT/CSTV)	10/8
W	A	35-20	Houston* (CSTV)	10/15
W	H	27-24	ECU* (CSTV)(HC)	10/22
L	H	20-37	UAB* (ESPN2)	11/1
L	A	16-20	Tennessee (PPV)	11/12
W	A	24-22	Southern Miss* (CSTV)	11/19
W	H	26-3	Marshall* (CSTV)	11/26
W	N	38-31	Akron# (ESPN)	12/26

326-276 #Motor City Bowl

2006

RECORD: 2-10; H: 1-6; A: 1-4
 COACH: TOMMY WEST
 CAPTAINS: WESLEY SMITH,
 BRANDON McDONALD, MARIO PRATCHER
 CONFERENCE: C-USA*

L	A	25-28	Mississippi (ESPN)	9/3
W	H	33-14	Chattanooga	9/9
L	A	20-35	ECU*	9/16
L	H	7-41	#15 Tennessee (ESPN)	9/30
L	A	29-35	UAB*	10/7
L	H	23-26	Arkansas State	10/14
L	H	14-35	Tulsa* (CSTV)(HC)	10/21
L	A	27-41	Marshall*	10/28
L	H	21-42	Southern Miss* (ESPN)	11/5
L	H	24-26	UCF* (CSTV)	11/11
L	H	20-23	Houston* (OT)	11/18
W	A	38-19	UTEP*	11/25

281-365

TIGERS SCOREBOARD

2007

RECORD: 7-6; H: 4-3; A: 3-2
 COACH: TOMMY WEST
 CAPTAINS: MARTIN HANKINS, JOE DOSS, JAKE KASSER, ANDY SMITH, CLINTON McDONALD (JR)
 CONFERENCE: C-USA*

L	H	21-23	Mississippi (CSS)	9/1
W	H	35-14	Jacksonville State	9/15
L	A	20-56	UCF* (CSS)	9/22
L	A	31-35	Arkansas State	9/27
W	H	24-21	Marshall* (ESPN2)	10/2
L	H	7-21	Middle Tennessee	10/13
W	A	38-35	Rice*	10/20
W	A	28-27	Tulane*	10/27
L	H	40-56	ECU* (HC)(WITN/WLMT)	11/3
W	A	29-26	Southern Miss* (CSS)	11/10
W	H	25-9	UAB* (CSS)	11/17
W	H	55-52	SMU* (3OT)(KTXA/WLMT)	11/24
L	N	27-44	Florida Atlantic# (ESPN2)	12/21

380-419 #New Orleans Bowl

2008

RECORD: 6-7; H: 4-3; A: 2-3
 COACH: TOMMY WEST
 CAPTAINS: BRANDON PEARCE, CLINTON McDONALD
 CONFERENCE: C-USA*

L	A	24-41	Mississippi	8/30
L	H	35-42	Rice* (CBS C)	9/6
L	A	16-17	Marshall* (CSS)	9/13
W	H	31-10	Nicholls State	9/20
W	H	29-17	Arkansas State	9/27
W	A	33-30	UAB* (CBS C)	10/2
L	H	28-35	Louisville (ESPN)	10/10
L	A	10-30	ECU* (CSS)	10/18
W	H	36-30	Southern Miss* (HC)(CBSC)	10/25
W	A	31-26	SMU*	11/8
L	H	21-28	UCF*	11/22
W	H	45-6	Tulane* (CSS)	11/29
L	N	14-41	#USF (ESPN2)	12/20

353-353 #St. Petersburg Bowl

2009

RECORD: 2-10; H: 2-4; A: 0-6
 COACH: TOMMY WEST
 CAPTAINS: WILL HUDGENS, CURTIS STEELE, GREG JACKSON
 CONFERENCE: C-USA*

L	H	14-45	#8 Mississippi (ESPN)	9/6
L	A	14-31	Middle Tennessee (CSS)	9/12
W	H	41-14	UT Martin	9/19
L	H	16-27	Marshall* (CSS)	9/26
L	A	14-32	UCF* (BHSN)	10/3
W	H	35-20	UTEP* (HC)	10/10
L	A	16-36	Southern Miss*	10/17
L	H	19-38	ECU* (ESPN2)	10/27
L	A	28-56	Tennessee (ESPN)	11/7
L	H	21-31	UAB* (CSS)	11/14
L	A	14-55	#24 Houston* (CSS)	11/21
L	A	30-33	Tulsa* (OT)(CBSC)	11/27

262-418

2010

RECORD: 1-11; H: 1-5; A: 0-6
 COACH: LARRY PORTER
 CAPTAINS: DOMINIK RILEY, DARIUS DAVIS, WINSTON BOWENS
 CONFERENCE: C-USA*

L	A	7-49	Mississippi State (ESPN)	9/4
L	A	27-49	ECU* (CSS)	9/11
W	H	24-17	Middle Tennessee	9/18
L	A	13-16	UTEP*	9/25
L	H	7-48	Tulsa*	10/2
L	A	0-56	Louisville (ESPN3)	10/9
L	H	19-41	Southern Miss* (CSS)	10/16
L	H	17-56	Houston* (HC)(CSS)	10/30
L	H	14-50	Tennessee (CBSC)	11/6
L	A	13-28	Marshall*	11/13
L	A	15-31	UAB*	11/20
L	H	17-37	UCF* (CSS)	11/27

173-478

2011

RECORD: 2-10; H: 1-5; A: 1-5
 COACH: LARRY PORTER
 CAPTAINS: CURTIS JOHNSON, JORDAN DEVEY, AKEEM DAVIS, DASMINE CATHEY
 CONFERENCE: C-USA*

L	H	14-59	#20 Mississippi State (FSN)	9/1
L	A	3-47	Arkansas State (ESPN3)	9/10
W	H	27-6	Austin Peay State	9/17
L	H	0-42	SMU* (HC)(FSN)	9/24
L	A	31-38	Middle Tennessee (ESPN3)	10/1
L	A	6-28	Rice* (CSS)	10/8
L	H	17-35	ECU* (WITN)	10/15
W	A	33-17	Tulane* (FCS)	10/22
W	A	0-41	UCF* (CSS)	10/29
L	H	35-41	UAB* (CSS)	11/12
L	H	22-23	Marshall* (FSN)	11/17
L	A	7-44	Southern Miss* (CSS)	11/26

195-421

2012

RECORD: 4-8; H: 3-3; A: 1-5
 COACH: JUSTIN FUENTE
 CAPTAINS: AKEEM DAVIS, JORDAN DEVEY, CHARLES HARRIS
 CONFERENCE: C-USA*

L	H	17-20	UT Martin	9/1
L	A	28-33	Arkansas State (ESPN3)	9/8
L	H	30-48	Middle Tennessee	9/15
L	A	14-38	Duke (ESPN3)	9/22
W	H	14-10	Rice* (FCS)	10/6
L	A	7-41	ECU* (CSS)	10/13
L	H	17-35	UCF* (HC)(CSS)	10/20
L	A	13-44	SMU* (Time Warner)	10/27
L	A	28-38	Marshall*	11/3
W	H	37-23	Tulane*	11/10
W	A	46-9	UAB*	11/17
W	H	42-24	Southern Miss* (CSS)	11/24

293-363

2013

RECORD: 3-9; H: 2-5; A: 1-4
 COACH: JUSTIN FUENTE
 CAPTAINS: ANTHONY BROWN, TOM HORNSEY, BRANDON HAYES, JESSE MILLESON
 CONFERENCE: THE AMERICAN*

L	H	14-28	Duke (ESPN3)	9/7
L	A	15-17	Middle Tennessee (CSS)	9/14
W	H	31-7	Arkansas State (ESPN3)	9/21
L	H	17-24	UCF* (ESPN3)	10/5
L	A	15-25	Houston* (ESPNNews)	10/12
L	H	29-34	SMU* (ESPN Regional)	10/19
L	H	21-34	Cincinnati* (ESPN2)	10/30
W	H	21-6	UT Martin (HC)(ESPN3)	11/9
W	A	23-10	USF* (ESPN3)	11/16
L	A	17-24	#21 Louisville* (ESPN Reg)	11/23
L	H	21-41	Temple* (ESPNNews)	11/30
L	A	10-45	Connecticut* (ESPN3)	12/7

234-295

2014

RECORD: 10-3; H: 5-1; A: 4-2; N: 1-0
 COACH: JUSTIN FUENTE
 CAPTAINS: CHARLES HARRIS, BRANDON HAYES, TERRY REDDEN
 CONFERENCE: THE AMERICAN*

W	H	63-0	Austin Peay (ESPN3)	8/30
L	A	35-42	#11 UCLA (Pac-12)	9/6
W	H	36-17	Middle Tennessee (ESPN3)	9/20
L	A	3-24	#10 Ole Miss (FSN)	9/27
W	A	41-14	Cincinnati* (CBSN)	10/4
L	H	24-28	Houston* (CBSSN)	10/11
W	A	48-10	SMU* (ESPNNews)	10/25
W	H	40-20	Tulsa* (HC)(ESPN)	10/31
W	A	16-13	Temple* (ESPN)	11/7
W	A	38-7	Tulane* (ESPN)	11/15
W	H	31-20	USF* (ESPNNews)	11/22
W	H	41-10	Connecticut* (ESPNNews)	11/29
W	N	55-48	BYU# (ESPN)	12/22

471-253 #Miami Beach Bowl

2015

RECORD: 9-4; H: 5-1; A: 4-2; N: 0-1
 COACH: JUSTIN FUENTE
 CAPTAINS: ALAN CROSS, WYNTON McMANIS
 CONFERENCE: THE AMERICAN*

W	H	63-7	Missouri State (ESPN3)	9/5
W	A	55-23	Kansas (ESPN3)	9/12
W	A	44-41	Bowling Green (ESPN3)	9/19
W	H	53-46	Cincinnati* (ESPN)	9/24
W	A	24-17	USF* (ESPN2)	10/2
W	H	37-24	#13 Ole Miss (ABC/ESPN2)	10/17
W	A	66-42	Tulsa* (ESPN)	10/23
W	H	41-13	Tulane* (CBSSN)	10/31
L	H	20-45	Navy* (HC)(ESPN2)	11/7
L	A	34-35	#16 Houston* (ESPN2)	11/14
L	A	12-31	Temple* (ESPN)	11/21
W	H	63-0	SMU* (ESPNNews)	11/28
L	N	10-31	Auburn# (ESPN)	12/30

522-355 #Birmingham Bowl

TIGERS SCOREBOARD

2016

RECORD: 8-5; H: 5-2; A: 3-2; N: 0-1
 COACH: MIKE NORVELL
 CAPTAINS: GAME-BY-GAME
 CONFERENCE: THE AMERICAN*

W	H	35-17	Southwest Missouri (ESPN3)	9/3
W	H	43-7	Kansas (ESPN)	9/17
W	H	77-3	Bowling Green (ESPNNews)	9/24
L	A	28-48	#16/17 Ole Miss (ESPN2)	10/1
W	H	34-27	Temple* (ESPN)	10/6
W	A	24-14	Tulane* (ESPN)	10/14
L	A	28-42	#24/25 Navy* (CBSSN)	10/22
L	H	30-59	Tulsa* (HC)(ESPNNews)	10/29
W	A	51-7	SMU* (ESPNNews)	11/5
L	H	42-49	USF* (ESPN)	11/12
W	A	34-7	Cincinnati* (CBSSN)	11/18
W	H	48-44	#18/21 Houston* (ABC)	11/25
L	N	31-51	Western Kentucky# (ESPN)	12/20

2017

RECORD: 10-3; H: 7-0; A: 3-2; N: 0-1
 COACH: MIKE NORVELL
 CAPTAINS: GAME-BY-GAME
 CONFERENCE: THE AMERICAN*

W	H	37-29	UL-Monroe (CBSSN)	8/31
W	H	48-45	#25 UCLA (ABC)	9/16
W	H	44-31	S. Illinois (HC)(WMC/ESPN3)	9/23
L	A	13-40	UCF* (ESPNNews)	9/30
W	A	70-31	UConn* (ESPN)	10/6
W	H	30-27	#24 Navy* (ESPN)	10/14
W	A	42-38	Houston* (ESPN)	10/19
W	H	56-26	Tulane* (CBSSN)	10/27
W	A	41-14	Tulsa* (ESPN2)	11/3
W	H	66-45	SMU* (ESPNNews)	11/18
W	H	70-13	ECU* (ESPN)	11/25
L	A	55-62	#12/11 UCF% (ZOT) (ABC)	12/2
L	N	20-21	Iowa State# (ABC)	12/30

592-422 %American Championship
 #AutoZone Liberty Bowl

2018

RECORD: 8-6; H: 6-1; A: 2-4; N: 0-1
 COACH: MIKE NORVELL
 CAPTAINS: GAME-BY-GAME
 CONFERENCE: THE AMERICAN*

W	H	66-14	Mercer (ESPN3)	9/1
L	A	21-22	Navy* (CBSSN)	9/8
W	H	59-22	Georgia State (ESPN)	9/14
W	H	52-35	South Alabama (WMC/ESPN3)	9/22
L	A	24-40	Tulane* (ESPN2)	9/28
W	H	55-14	UConn* (HC)(CBSSN)	10/6
L	H	30-31	#9/10 UCF* (ABC/ESPN2)	10/13
L	A	65-33	Missouri (SEC Network)	10/20
W	A	59-41	ECU* (ESPN)	11/3
W	H	47-21	Tulsa* (ESPN)	11/10
W	A	28-18	SMU* (ESPN2)	11/16
W	H	52-31	Houston* (ABC)	11/23
L	A	41-56	#7 UCF% (ABC)	12/1
L	N	34-37	Wake Forest# (ESPN)	12/22

601-447 %American Championship
 #Birmingham Bowl

HOME OF THE TIGERS

• 1912-1921 •

Games were played on the campus of the University of Memphis, then known as West Tennessee State Normal School and at Red Elm Park.

• 1922-1928 •

Games were still played on campus and at Russwood Park. During the 1926 season, one game was played at Crump Stadium, which had one set of wooden bleachers on the north side.

• 1929-1931 •

Games were played on campus and at Hodges Field in Memphis.

• 1932-1935 •

Games were still played at Hodges Field and on campus.

• 1936 •

The Tigers moved some of their home games to the Fairgrounds Stadium while also playing on campus.

• 1937 •

Half of the 1937 home season was played at the Fairgrounds and the final half of the year was spent at Crump Stadium in Midtown.

• 1937-1964 •

The Tigers continued to play all of their home games at Crump Stadium. In 1939, the WPA built concrete stands on the north side of the field, and in 1947, the WPA added the home side stands, completing the concrete facility.

• 1965-PRESENT •

In 1965, the City of Memphis constructed Liberty Bowl Memorial Stadium (then called Memphis Memorial Stadium) as a home field for the University of Memphis. The Tigers opened the stadium versus Ole Miss on September 18, 1965.

TIGERS FOOTBALL BY THE DECADE

YEAR	OVERALL RECORD	UM POINTS	OPPONENT POINTS	W-L Pct.
1910s	19-25-2	642	661	.435
1920s	35-43-11	926	1342	.455
1930s	39-46-7	1011	1139	.461
1940s	34-23-1	1250	765	.595
1950s	48-44-4	1804	1570	.521
1960s	70-25-1	2396	1146	.734
1970s	60-48-1	2251	2019	.555
1980s	31-74-5	1705	2420	.305
1990s	45-64-1	2150	2242	.414
2000s	53-68-0	3198	3263	.438
2010s	55-59-0	3586	3409	.482
Totals	489-519-33	20,919	19,976	.486

TIGER MILESTONE GAMES

FIRSTS & LASTS

FIRST GAME

1912 vs MUS (0-0) in Memphis

FIRST VICTORY

1912 vs Bolton Agricultural College (13-0) in Memphis

FIRST LOSS

1912 vs CBC (0-13) in Memphis

FIRST ROAD VICTORY

1914 vs Osceola Athletic Club (14-0) in Osceola, Ark.

FIRST UNDEFEATED SEASON

1929, 8-0-2

LAST UNDEFEATED SEASON

1963, 9-0-1

FIRST PERFECT SEASON

1938, 10-0-0

FIRST BOWL GAME

1956 vs ETSU (32-12) in Burley Bowl in Johnson City, Tenn.

LAST BOWL GAME

2018 vs Wake Forest (34-37) in Birmingham Bowl in Birmingham, Ala.

FIRST NIGHT GAME

1929 vs Sunflower JC (20-0) in Memphis

FIRST TV GAME (LOCAL)

1949 vs Kansas State (21-14) in Memphis

FIRST NETWORK TV GAME

1967 vs Florida State (7-26) in Memphis

**FIRST MISSISSIPPI VALLEY
CONFERENCE GAME**

1928 vs Sunflower JC (19-0) in Memphis

FIRST SIAA CONFERENCE GAME

1935 vs Middle Tennessee St. (0-35) in Murfreesboro, Tenn.

**FIRST MISSOURI VALLEY
CONFERENCE GAME**

1968 vs North Texas State (30-12) in Denton, Texas

FIRST CONFERENCE USA GAME

1996 vs Tulane (17-10) in Memphis

**FIRST AMERICAN ATHLETIC
CONFERENCE GAME**

2013 vs UCF (17-24) in Memphis

MILESTONE VICTORIES

1ST WIN

1912 vs Bolton Agricultural College (13-0) in Memphis

50TH WIN

1929 vs Cumberland College (12-6) in Memphis

100TH WIN

1941 vs Livingston State (38-0) in Memphis

150TH WIN

1954 vs Murray State (34-6) in Memphis

200TH WIN

1963 vs Southern Miss (28-7) in Hattiesburg, Miss.

225TH WIN

1966 vs Houston (14-13) in Houston, Texas

250TH WIN

1970 vs Wichita State (51-6) in Memphis

275TH WIN

1974 vs Florida State (42-14) in Memphis

300TH WIN

1978 vs Louisville (29-22) in Louisville, Ky.

325TH WIN

1987 vs Alabama (13-10) in Memphis

350TH WIN

1992 vs Tulane (62-20) in New Orleans, La.

375TH WIN

1998 vs Cincinnati (41-23) in Memphis

400TH WIN

2003 vs Louisville (37-7) in Louisville, Ky.

425TH WIN

2007 vs UAB (25-9) in Memphis

450TH WIN

2014 vs Temple (16-13) in Philadelphia, Pa.

475TH WIN

2017 vs UConn (70-31) in East Hartford, Conn.

MILESTONE GAMES

1ST GAME

1912 vs MUS (0-0) in Memphis

50TH GAME

1920 vs Arkansas Normal (0-35) in Batesville, Ark.

100TH GAME

1926 vs Arkansas State (0-7) in Memphis

150TH GAME

1931 vs Arkansas State (6-14) in Jonesboro, Ark.

200TH GAME

1937 vs Union University (13-2) in Jackson, Tenn.

250TH GAME

1942 vs Union University (0-39) in Memphis

300TH GAME

1951 vs Western Kentucky (38-0) in Memphis

350TH GAME

1956 vs Arkansas State (34-0) in Memphis

400TH GAME

1961 vs North Texas State (41-0) in Memphis

450TH GAME

1967 vs Cincinnati (17-0) in Memphis

500TH GAME

1972 vs Drake (7-23) in Memphis

550TH GAME

1976 vs Tulane (14-7) in New Orleans, La.

600TH GAME

1981 vs Mississippi (3-7) in Memphis

650TH GAME

1985 vs Virginia Tech (10-31) at Blacksburg, Va.

700TH GAME

1990 vs Tulsa (22-10) at Tulsa, Okla.

750TH GAME

1994 vs Tennessee (13-24) in Knoxville, Tenn.

800TH GAME

1999 vs Missouri (17-27) in Memphis

850TH GAME

2003 vs Louisville (37-7) in Louisville, Ky.

900TH GAME

2007 vs UAB (25-9) in Memphis

950TH GAME

2011 vs Marshall (22-23) in Memphis

1000TH GAME

2015 vs SMU (63-0) in Memphis

NATIONAL RANKINGS

MEMPHIS WHEN NATIONALLY RANKED

DATE	RANKING (AP/USA TODAY)	OPPONENT (RANKING)	RESULT
9/18/04	(25/-)	at Arkansas State	W, 47-35
10/17/15	(rv/22)	vs Mississippi (13/12)	W, 37-24
10/23/15	(18/17)	at Tulsa*	W, 66-42
10/31/15	(18/16)	vs Tulane*	W, 41-13
11/7/15	(15/16)	vs Navy*	L, 20-45
11/14/15	(25/25)	at Houston* (16/16)	L, 34-35
10/19/17	(25/rv)	at Houston*	W, 42-38
10/27/17	(24/rv)	vs Tulane*	W, 56-26
11/3/17	(22/21)	at Tulsa*	W, 41-14
11/18/17	(18/17)	vs SMU*	W, 66-45
11/25/17	(17/16)	vs ECU*	W, 70-13
12/2/17	(16/14)	at UCF* (12/11)	Tot L, 55-62
12/30/17	(18/19)	vs Iowa State	L, 20-21

END OF THE YEAR RANKINGS

YEAR	RANKING (AP/USA TODAY)
1962	17*
1963	14^
2014	25/23
2015	-/rv
2017	25/24

* denotes Williamson Poll

^ denotes UPI Poll

MEMPHIS AGAINST NATIONALLY RANKED TEAMS

DATE	OPPONENT (AP/COACHES)	RESULT	DATE	OPPONENT (AP/COACHES)	RESULT
11/16/40	Mississippi (17)	L, 7-38	9/16/89	at Alabama (16/13)	L, 7-35
11/14/53	at Kentucky (13)	L, 7-20	11/18/89	at Florida State (5/5)	L, 20-57
11/6/54	Mississippi (9)	L, 0-51	11/17/90	vs Florida State (9/10)	L, 3-35
11/5/55	Mississippi (15)	L, 6-39	9/2/91	at Southern Cal. (16/17)	W, 24-10
9/20/58	Mississippi (6)	L, 0-17	11/2/91	at Tennessee (14/15)	L, 24-52
10/3/59	at Mississippi (3)	L, 0-43	11/16/91	Alabama (7/6)	L, 7-10
11/21/59	at Alabama (17)	L, 7-14	9/19/92	Mississippi State (24/-)	L, 16-20
10/1/60	Mississippi (1)	L, 20-31	11/14/92	Tennessee (23/24)	L, 21-26
9/22/62	Mississippi (6)	L, 7-21	9/4/93	at Mississippi State (23/25)	W, 45-35
9/21/63	Mississippi (2)	T, 0-0	11/27/93	at Miami (FL) (9/9)	L, 17-41
9/19/64	at Mississippi (1)	L, 0-30	9/9/95	at Michigan (11/9)	L, 7-24
10/16/65	Mississippi State (10)	W, 33-13	8/31/96	Miami (FL) (11/16)	L, 7-30
9/28/68	at Tennessee (16)	L, 17-24	11/9/96	Tennessee (6/6)	W, 21-17
11/9/68	Houston (13)	L, 7-27	9/13/97	at Michigan State (21/23)	L, 21-51
9/20/69	at Mississippi (9)	L, 3-28	10/10/98	Arkansas (20/19)	L, 9-23
10/11/69	Tennessee (10)	L, 16-55	11/7/98	Tulane* (16/16)	L, 31-41
9/19/70	Mississippi (5)	L, 13-47	9/25/99	at Tennessee (7/7)	L, 16-17
11/6/71	Houston (19)	L, 7-35	11/6/99	Southern Miss* (25/25)	L, 5-20
9/16/72	Mississippi (19)	L, 29-34	9/30/00	at Southern Miss* (21/21)	L, 3-24
10/7/72	Tennessee (10)	L, 7-38	9/3/01	at Mississippi State (18/18)	L, 10-30
9/29/73	Houston (15)	L, 21-35	11/10/01	at Tennessee (6/6)	L, 28-49
11/16/74	at Houston (14)	L, 10-13	11/4/04	Louisville* (14/14)	L, 49-56
9/13/75	at Auburn (7)	W, 31-20	9/30/06	Tennessee (15/18)	L, 7-41
11/12/77	at Florida State (16/17)	L, 9-30	9/6/09	Mississippi (8/10)	L, 14-45
9/30/78	at Texas A&M (8/8)	L, 0-58	11/21/09	at Houston* (24/22)	L, 14-55
11/17/79	at Florida State (5/5)	L, 17-66	9/1/11	Mississippi State (20/20)	L, 14-59
10/25/80	Florida State (6/6)	L 3-24	11/23/13	at Louisville* (21/15)	L, 17-24
9/5/81	at Mississippi State (14/15)	L, 3-20	9/6/14	at UCLA (11/11)	L, 35-42
9/12/81	at Florida State (18/13)	L, 5-10	9/27/14	at Mississippi (10/11)	L, 3-24
10/30/82	at Georgia (3/3)	L, 3-34	10/17/15	Mississippi (13/12)	W, 37-24
9/10/83	at North Carolina (8/8)	L, 10-24	11/14/15	at Houston* (16/16)	L, 34-35
10/1/83	at Alabama (6/4)	L, 13-44	10/1/16	at Mississippi (16/17)	L, 28-48
10/6/84	Florida State (6/7)	T, 17-17	10/22/16	at Navy* (24/25)	L, 28-42
11/3/84	at Georgia (8/8)	L, 3-13	11/25/16	Houston* (18/21)	W, 48-44
9/21/85	at Florida State (6/6)	L, 10-19	9/16/17	UCLA (25/rv)	W, 48-45
11/9/85	Tennessee (19/17)	L, 7-17	10/14/17	Navy* (25/24)	W, 30-27
10/11/86	at Alabama (2/2)	L, 0-37	12/2/17	at UCF* (12/11) Tot	L, 55-62
9/19/87	at Florida State (7/7)	L, 24-41	10/13/18	UCF* (10/9)	L, 30-31
10/10/87	Alabama (15/17)	W, 13-10	12/1/18	at UCF* (7/7)	L, 41-56
10/8/88	at Florida (14/11)	W, 17-11			



**#10
DAMONTE COXIE**

*2018 SECOND TEAM ALL-AAC
1,000+ YARDS RECEIVING, 2018*

**#86
JOEY MAGNIFICO**

2017 SECOND TEAM ALL-AAC

#2

T.J. CARTER

2-TIME ALL-AAC HONOREE
2017 AAC ROOKIE OF THE YEAR



- AUG. 31 // vs OLE MISS
- SEPT. 7 // vs SOUTHERN
- SEPT. 14 // AT SOUTH ALABAMA
- SEPT. 26 // vs NAVY*
- OCT. 5 // AT ULM
- OCT. 12 // AT TEMPLE*
- OCT. 19 // vs TULANE*
- OCT. 26 // AT TULSA*
- NOV. 2 // vs SMU*
- NOV. 16 // AT HOUSTON*
- NOV. 23 // AT USF*
- NOV. 29 // vs CINCINNATI*

*= AAC GAME // WHITE = HOME GAME, PLAYED @ LIBERTY BOWL MEMORIAL STADIUM

