

FUEL ECONOMY GUIDE MODEL YEAR 2020



Find-A-Car App



Smart car shoppers know where to find the most important information

fueleconomy.gov



U.S. Department of Energy
Office of Energy Efficiency and Renewable Energy
U.S. Environmental Protection Agency
UPDATED: November 18, 2020





CONTENTS

- i Using the *Fuel Economy Guide*
- 1 How the *Guide* is Organized
- 1 Why Some Vehicles Are Not Listed
- 1 Vehicle Classes Used in this Guide
- 2 Understanding the *Guide* Listings
- 3 Tax Incentives and Disincentives
- 3 Fuel Economy Saves You Money
- 4 Fueling Options
- 5 Alternative Fueling Station Locator
- 6 Improve Your Fuel Economy
- 7 Advanced Vehicle Technologies
- 8 Annual Fuel Cost Ranges for Vehicle Classes
- 9 Fuel Economy Leaders
- 10 2020 Model Year Vehicles
- 37 Diesel Vehicles
- 39 All-Electric Vehicles
- 42 Fuel Cell Vehicles
- 43 Plug-In Hybrid Electric Vehicles
- 48 Ethanol Flexible Fuel Vehicles

The U.S. Environmental Protection Agency (EPA) and U.S. Department of Energy (DOE) produce the *Fuel Economy Guide* to help car buyers choose the most fuel-efficient vehicle that meets their needs. The *Guide* is available on the Web at fuelconomy.gov.

Fuel Economy Estimates

The purpose of EPA's fuel economy estimates is to provide a reliable basis for comparing vehicles.

Most vehicles in this guide (other than plug-in hybrids) have three fuel economy estimates:

- A "city" estimate that represents urban driving, in which a vehicle is started in the morning (after being parked all night) and driven in stop-and-go traffic
- A "highway" estimate that represents a mixture of rural and interstate highway driving in a warmed-up vehicle, typical of longer trips in free-flowing traffic
- A "combined" estimate that represents a combination of city driving (55%) and highway driving (45%)

Estimates for all vehicles are based on laboratory testing under standardized conditions to allow for fair comparisons.

Flexible fuel vehicles (FFVs), which can use gasoline and E85, have estimates for both fuels. Plug-in hybrid electric vehicles (PHEVs) have estimates for (1) electric-only or blended electric and gasoline operation and (2) gasoline-only operation. PHEVs are discussed in more detail on page 43. For answers to frequently asked questions about fuel economy estimates, visit fuelconomy.gov.

Annual Fuel Cost Estimates

This guide provides annual fuel cost estimates, rounded to the nearest \$50, for each vehicle. The estimates are based on the assumptions that you travel 15,000 miles per year (55% under city driving conditions and 45% under highway conditions) and that fuel costs \$2.11/gallon for regular unleaded gasoline, \$2.53/gallon for mid-grade unleaded gasoline, and \$2.78/gallon for premium. Cost-per-gallon assumptions for vehicles that use other fuel types are discussed at the beginning of those vehicle sections.

Visit fuelconomy.gov to personalize fuel costs based on current fuel prices and your driving habits.

Your Fuel Economy Will Vary

EPA's fuel economy values are good estimates of the fuel economy a typical driver will achieve under average driving conditions and provide a good basis to compare one vehicle to another. Still, your fuel economy may be slightly higher or lower than EPA's estimates. Fuel economy varies, sometimes significantly, based on driving conditions, driving style, and other factors.

To ensure that estimates are consistent across different makes and models, the EPA estimates are based on a standardized, repeatable testing procedure. These tests model an "average" driver's environment and behavior based on real-world conditions, such as stop-and-go traffic.

However, it is impossible for a single test to predict fuel economy precisely for all drivers in all environments. For example, the following factors can lower your vehicle's fuel economy:

- Aggressive driving (speeding and hard acceleration and hard braking)
- Excessive idling, accelerating, and braking in stop-and-go traffic
- Cold weather (engines are more efficient when warmed up). The impact is greater for short trips.
- Driving with a heavy load or with the air conditioner running
- Improperly tuned engine or under-inflated tires
- Driving on mountainous or hilly terrain
- High-performance or snow tires
- Use of remote starters

In addition, small variations in vehicle manufacturing can cause fuel economy variations in the same make and model, and some vehicles don't attain maximum fuel economy until they are "broken in" (around 3,000–5,000 miles).

With fuel-efficient driving techniques, drivers may also achieve better fuel economy than the EPA estimates. See "Improve Your Fuel Economy" on page 6 for tips on maximizing your fuel economy.

The EPA ratings are a useful tool for comparing vehicles because they are always done in precisely the same way under the same set of conditions. However, they may not accurately predict the fuel economy *you* will get. This is also true for annual fuel cost estimates. For more information on fuel economy ratings and factors that affect fuel economy, visit fuelconomy.gov.



HOW THE *GUIDE* IS ORGANIZED

Fuel economy estimates for all vehicles begin with the "2020 Model Year Vehicles" section on page 10. Vehicles are organized by EPA vehicle class and, for trucks and vans, drive type (two- or four-wheel drive).

Additional sections are dedicated to specific vehicle technology or fuel types for consumers looking for advanced vehicles or alternatives to gasoline vehicles—diesels, plug-in hybrids, all-electric vehicles, flex-fuel vehicles, and fuel cell vehicles.

WHY SOME VEHICLES ARE NOT LISTED

Light-duty fuel economy regulations do not apply to

- Sport utility vehicles (SUVs) and passenger vans with a gross vehicle weight rating (GVWR) of more than 10,000 pounds—GVWR is the vehicle weight plus carrying capacity
- Other vehicles with a GVWR of 8,500 pounds or more or a curb weight over 6,000 pounds

Therefore, manufacturers do not have to estimate their fuel economy, and fuel economy labels are not posted on their windows. Also, fuel economy information on some vehicles was not available in time to be included in this guide. More up-to-date information can be found at fuelconomy.gov.

VEHICLE CLASSES USED IN THIS GUIDE

CARS		TRUCKS	
Class	Passenger & Cargo Volume (cu. ft.)	Class	Gross Vehicle Weight Rating* (pounds)
TWO-SEATER CARS	Any	PICKUP TRUCKS	
SEDANS		Small	Under 6,000
Minicompact	Under 85	Standard	6,000 to 8,500
Subcompact	85 to 99	VANS	
Compact	100 to 109	Passenger	Under 10,000
Midsize	110 to 119	Cargo	Under 8,500
Large	120 or more	MINIVANS	Under 8,500
STATION WAGONS		SPORT UTILITY VEHICLES	
Small	Under 130	Small	Under 6,000
Midsize	130 to 159	Standard	6,000 to 9,999
Large	160 or more	SPECIAL PURPOSE VEHICLES	Under 8,500

*Gross vehicle weight rating - vehicle weight plus carrying capacity

UNDERSTANDING THE GUIDE LISTINGS

We hope you'll find the *Fuel Economy Guide* easy to use! Fuel economy and annual fuel cost data are organized by vehicle class (see page 1 for a list of classes). Within each class, vehicles are listed alphabetically by manufacturer and model.

Vehicle models with different features, such as engine size or transmission type, are listed separately. Engine and transmission attributes are shown in the first column under the model name.

Additional attributes needed to distinguish among vehicles (e.g., fuel type or suggested fuel grade) are listed in the "Notes" column. A legend for abbreviations is provided on page 10.

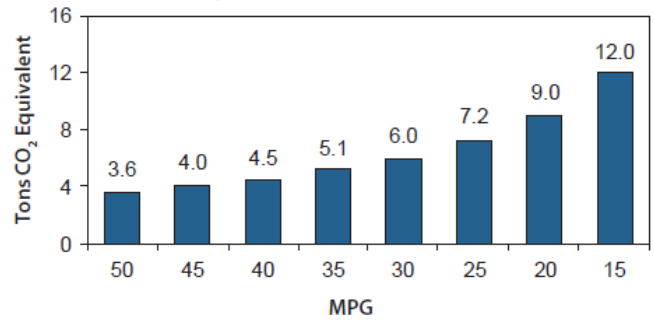
A "P" in the "Notes" column indicates that the manufacturer *recommends* that the vehicle be fueled with premium-grade gasoline, and a "PR" indicates that the manufacturer *requires* premium. The higher price of premium fuel is reflected in the annual fuel cost of these vehicles.

The most fuel-efficient vehicles in each class and alternative fuel vehicles are indicated with special markings (see the diagram below). Vehicles that can use more than one kind of fuel have an entry for each fuel type. Interior passenger and cargo volumes are located in the index at the back of the *Guide*.

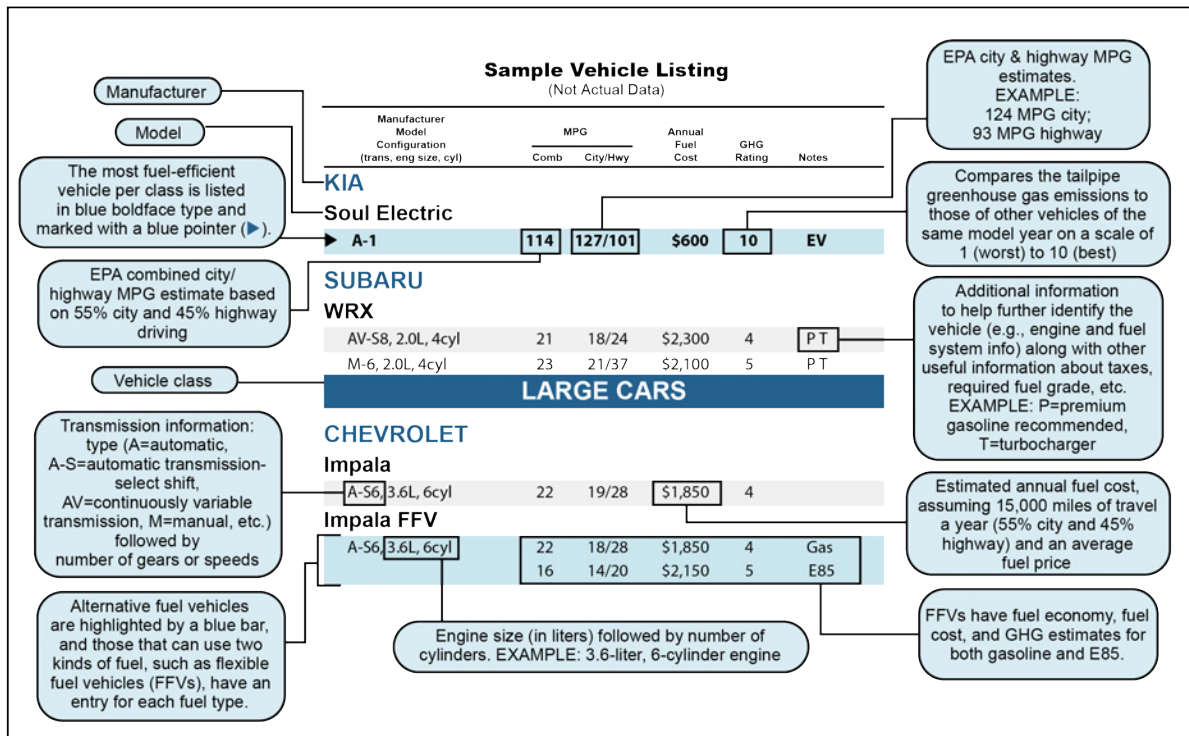
Each vehicle listing includes a greenhouse gas (GHG) rating on a scale of 1 (worst) to 10 (best). This rating is a comparison of the tailpipe GHG emissions of the vehicle to those of other vehicles of the same model year.

Highway vehicles account for about 24% (1.6 billion tons) of U.S. greenhouse gas emissions each year. The average recent-model vehicle causes the release of 6 to 9 tons of GHGs each year. Switching from a vehicle that gets 20 miles per gallon (MPG) to one that gets 25 MPG can reduce GHG emissions by 1.7 tons per year.

Annual Greenhouse Gas Emissions by Vehicle MPG (gasoline vehicles)*



*Includes both tailpipe and upstream emissions





TAX INCENTIVES AND DISINCENTIVES

Federal Tax Credits

You may be eligible for a federal income tax credit of up to \$7,500 if you purchase a qualifying electric or plug-in hybrid vehicle in 2019–2020. Note that the federal tax credit begins to phase out after the manufacturer has sold more than 200,000 qualifying vehicles. Visit [fueleconomy.gov](https://www.fueleconomy.gov) for more information on qualifying models, credit amounts, and phase-out dates.

Gas Guzzler Tax

The Energy Tax Act of 1978 requires auto companies to pay a "gas guzzler" tax on the sale of cars with exceptionally low fuel economy. Such vehicles are identified in the *Guide* by the word "Tax" in the "Notes" column. In the dealer showroom, the words "Gas Guzzler" and the tax amount are listed on the vehicle's fuel economy label. The tax does not apply to light trucks.

FUEL ECONOMY SAVES YOU MONEY

The average household spends about one-fifth of its total family expenditures on transportation, making it the second most expensive category after housing. You could save as much as \$1,000 (or more) in fuel costs each year by choosing the most fuel-efficient vehicle in a particular class. This can add up to thousands of dollars over a vehicle's lifetime. Fuel-efficient models come in all shapes and sizes, so you need not sacrifice utility or size.

Each vehicle listing in the *Fuel Economy Guide* provides an estimated annual fuel cost (see page i). The Find and Compare Cars tool at [fueleconomy.gov](https://www.fueleconomy.gov) features an annual fuel cost calculator that allows you to insert your local gasoline prices and typical driving conditions (percentage of city and highway driving) to obtain more accurate fuel cost information for your vehicle.



Ethanol Blends—E85, E15, and E10

Ethanol is a domestically produced, renewable fuel made primarily from corn and sugar cane. The use of ethanol as a vehicle fuel can reduce greenhouse gas (GHG) emissions.

E10 is a blend of 10% ethanol and 90% gasoline and is legal for use in any gasoline-powered vehicle. Most of the gasoline sold in the U.S. contains up to 10% ethanol to boost octane, meet air quality requirements, or satisfy the federal Renewable Fuel Standard. As of 2011, EPA began allowing the use of E15 in model year 2001 and newer gasoline vehicles. Ethanol contains about one-third less energy than gasoline. So, vehicles will typically go 3%–4% fewer miles per gallon on E10 and 4%–5% fewer miles per gallon on E15 than on 100% gasoline. While E10 is available everywhere, E15 is currently available at about 1,800 stations in the United States.

E85 (or flex fuel) is a high-level ethanol-gasoline blend containing 51%–83% ethanol, depending on the season and geographic location. Drivers can use E85 in flexible fuel vehicles (FFVs), which are specially designed to run on gasoline, E85, or any mixture of the two. FFVs are offered by several vehicle manufacturers. To determine whether your vehicle is an FFV, check the inside of your car's fuel filler door for an identification sticker or consult your owner's manual. More than 3,300 filling stations in the United States currently sell E85. Visit afdc.energy.gov/locator/stations to find stations near you.

FFVs typically experience a 15%–27% drop in fuel economy when operating on E85 instead of regular gasoline due to ethanol's lower energy content and other factors, assuming gasoline typically contains about 10% ethanol. Drivers should notice no degradation in performance. In fact, some FFVs produce more torque and horsepower when fueled with higher-level ethanol blends.

Biodiesel

Biodiesel is a domestically produced renewable fuel manufactured from vegetable oils or animal fats for use in diesel vehicles. Using biodiesel in place of petroleum diesel can reduce GHG emissions.

Biodiesel can be blended with petroleum diesel at any percentage. B20 is a common biodiesel blend that contains 20% biodiesel and 80% petroleum diesel. B5 (5% biodiesel and 95% petroleum diesel) is another common blend. All vehicle manufacturers have approved biodiesel blends up to and including B5 for use in all diesel engines, and some have approved the use of blends up to B20 in a few recent model year vehicles. Keep in mind that using higher-level biodiesel blends may affect your vehicle warranty. Check your owner's manual or check with your vehicle manufacturer to determine the right blend for your vehicle.

Purchase commercial-grade biodiesel from a reputable dealer. Never refuel with recycled grease or vegetable oil that has not been converted to biodiesel. It will damage your engine.

Close to 200 stations currently dispense B20. Visit afdc.energy.gov/locator/stations to find service stations selling biodiesel near you.

Premium- vs Regular-Grade Gasoline

Regular unleaded (87 octane) is the recommended fuel for most gasoline vehicles. Using a higher-octane gasoline than recommended by the owner's manual does not improve performance or fuel efficiency under normal conditions. Check your owner's manual for the recommended grade of fuel for your vehicle, and visit fueleconomy.gov for more information about selecting the right octane for your vehicle.

Charging Your Electric or Plug-in Hybrid Vehicle

Electric vehicle (EV) and plug-in hybrid owners have several charging options. Many owners will do most of their charging at home. Some workplaces, businesses, and multi-unit dwellings (condos/apartments) provide charging, and there are about 22,000 public charging stations across the country.

There are three basic types of charging:

- **Level 1 charging:** You can plug into a regular 120-volt (V) outlet—the kind found in your home. This is the slowest type of charging—about 2 to 5 miles of range per hour of charging—but requires no special charger or outlet type. Most, if not all, plug-in vehicles are equipped with a cord to allow this type of charging.
- **Level 2 charging:** These chargers supply current at 208 to 240 V and provide 10 to 20 miles of range per hour of charging. Most public chargers are Level 2 chargers. You can also have a Level 2 charger installed at home. Most public chargers use a standard plug type that is compatible with all vehicles from

major manufacturers. Tesla charging stations use a different plug type that cannot be used by other vehicles. However, Tesla provides an adaptor that allows its vehicles to use both Tesla and standard Level 2 charging stations.

- **Fast charging:** Also called DC fast charging or DC quick charging, this is the fastest kind of charging, providing 60 to 80 miles of range (or more) to the battery in 20 minutes. Not all vehicles can accept fast charging, nor do all vehicles use the same type of plug for DC fast charging, so check your owner's manual. Quick charging stations are usually located along heavy traffic corridors. Due to expense and electric current requirements, they are not practical for home installation.

Note: Charge rate can vary based on vehicle model. So, check the owner's manual for estimated charge time. Charge rate also depends on other factors, such as the battery's state of charge and the ambient temperature. Visit afdc.energy.gov/fuels/electricity_infrastructure.html for more information.

ALTERNATIVE FUELING STATION LOCATOR

Wondering where you can fuel up your alternative fuel vehicle? The Alternative Fueling Station Locator can help you find a station near you or within a given distance from a planned route. The Station

Locator shows fueling locations for ethanol, electricity, biodiesel, propane, natural gas, and hydrogen. Check it out at afdc.energy.gov/stations.

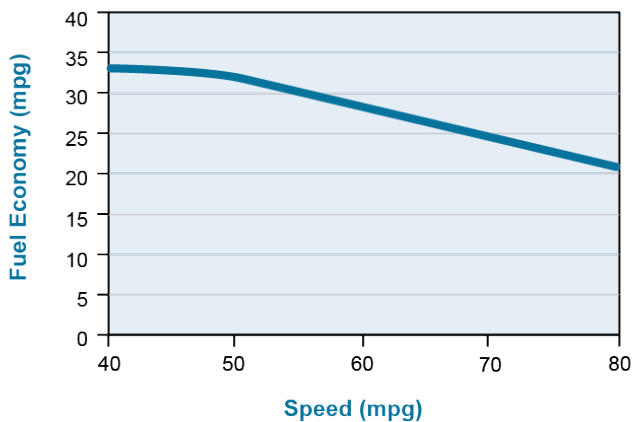
The screenshot displays the Alternative Fueling Station Locator interface. At the top, there are search filters for "Public Stations" and "Advanced Filters", along with a location selector set to "U.S. and Canada". The main search area includes a route from "Tennessee" to "Washington DC" and a search for "Electric" stations. The search results are filtered to show "Level 1", "Level 2", and "DC Fast Charging" stations. The DC Fast Charging section is further filtered to show "CHAdemo", "CCS", and "Tesla" stations. A map shows the route from Tennessee to Washington DC, with several green markers indicating charging stations. A sidebar on the left shows "389 stations along the route" and provides details for two specific stations: "City Hall Parking Garage" and "Old Fort Park (Kids' Castle Playground)".

Drive More Efficiently

- Aggressive driving (speeding and rapid acceleration/braking) can lower your gas mileage by roughly 15%–30% at highway speeds and 10%–40% in stop-and-go traffic.

Driver feedback devices can help you drive more efficiently, improving fuel economy by up to 10%.

- Observe the speed limit. Each 5 MPH you drive over 60 MPH can reduce your fuel economy by 7%. For a personalized estimate of the effect of speeding on your fuel economy, visit fueleconomy.gov.
- Avoid idling. Idling gets 0 miles per gallon and costs as much as \$0.02 per minute.
- Using cruise control on the highway helps you maintain a constant speed and, in most cases, will save fuel.



Keep Your Car in Shape

- Servicing a car that is noticeably out of tune can improve your gas mileage by about 4%.
- Keeping tires inflated to the recommended pressure can typically improve fuel economy by 0.6%.
The manufacturer's recommended tire pressure can be found on the tire information placard and/or vehicle certification label located on the vehicle door edge, doorpost, glove-box door, or inside the trunk lid.
- Using the recommended grade of motor oil can improve your fuel economy by 1%–2% if you've been using the wrong grade.
- Keep your tires aligned and balanced.
- Replacing a clogged air filter can improve gas mileage on older cars with carbureted engines.

Plan and Combine Trips

- A warmed-up engine is more fuel-efficient than a cold one. Many short trips taken from a cold start can use twice as much fuel as one multipurpose trip covering the same distance.

Note: Letting your car idle to warm up doesn't help your fuel economy: it actually uses more fuel and creates more pollution.

Other Solutions

- Avoid carrying unneeded items. An extra 100 pounds can decrease fuel economy by about 1%.
- Avoid carrying cargo on your roof. A large, blunt rooftop cargo box, for example, can reduce fuel economy by 2%–8% in city driving, 6%–17% on the highway, and 10%–25% at interstate speeds (65 to 75 MPH).
Rear-mount cargo boxes or trays reduce fuel economy by much less (1%–2% in city driving and 1%–5% on the highway).
- Use the "economy mode" feature if your vehicle has one.

For more tips on improving fuel economy, such as cold-weather tips; hot-weather tips; and tips for hybrids, plug-in hybrids, and all-electric vehicles, visit fueleconomy.gov.

Tips for Electric and Hybrid Vehicles

Most of the driving tips for conventional vehicles will also help increase the range of electric vehicles and hybrids. In addition to the driving tips above, the tips below will help you get the most out of your electric or hybrid vehicle.

1. **Read your owner's manual.** The automaker knows how to operate and maintain your vehicle to maximize fuel economy, driving range, and battery life. So, consult the owner's manual for tips specific to your vehicle.
2. **Use the economy (Eco) mode.** Many of these vehicles come with an "economy mode" or similar feature to improve fuel economy. You can often turn on this feature by just pressing a button.
3. **Avoid hard braking.** Anticipate stops and brake gently or moderately. This allows the regenerative braking system to recover energy from the vehicle's forward motion and store it as electricity. Hard braking causes the vehicle to use its conventional friction brakes, which do not recover energy.
4. **Keep the battery charged.** Keeping your plug-in hybrid's battery charged helps you use as much electricity and as little gasoline as possible, saving you fuel and money and extending the vehicle's range. For EVs, it helps maximize your driving range.
5. **Use accessories wisely.** Using accessories such as heating, air conditioning, and entertainment systems can lower fuel economy more for electric vehicles and hybrids than for conventional vehicles. So, keep that in mind when trying to maximize fuel economy or electric range. Pre-heating or pre-cooling the cabin of a plug-in hybrid or EV while it's plugged in, for example, can extend its electric range.



Manufacturers are using advanced technologies to improve fuel economy in many of their vehicles. Along with plug-in hybrids, all-electric vehicles, and fuel cell vehicles, new technologies are also being used to make conventional vehicles more efficient. Some of these fuel-saving technologies are described below. For more information, visit fuelconomy.gov.

Hybrid Vehicles

Hybrids combine the best features of the internal combustion engine with an electric motor and can significantly improve fuel economy. They are primarily propelled by an internal combustion engine, just like conventional vehicles. However, they also use regenerative braking to convert energy normally wasted during coasting and braking into electricity. The recovered electricity is stored in a battery until needed by the electric motor. The electric motor assists the engine when accelerating or hill climbing and at low speeds, where internal combustion engines are least efficient.

Fuel efficiency can vary significantly among different hybrid models due to battery and electric motor size. Hybrids with larger batteries and electric motors, sometimes called "full" or "strong" hybrids, can store more electricity and provide more power to assist the gasoline engine. Some can even run on the electric motor alone for short distances. Hybrids with smaller batteries and electric motors are often referred to as "mild" hybrids. Mild hybrid systems have a smaller effect on fuel economy. In the *Guide* listings, full hybrids are indicated by "HEV" in the "Notes" column, while mild hybrids are indicated by "MHEV."

Note: Unlike plug-in hybrids (described on page 43), conventional hybrids cannot be plugged into an external source of electricity to be recharged or run on electricity for any substantial distance. Instead, gasoline and regenerative braking provide all of the vehicle's energy.

Stop-Start Systems

Stop-start systems (sometimes called "idle-stop," "smart start," or other manufacturer-specific names) save fuel by turning off the engine when the vehicle comes to a stop and automatically starting it back up when you step on the accelerator. Stop-start can improve fuel economy by up to 5% and provides the biggest benefit in conditions where the engine would otherwise be idling,

such as stop-and-go city driving. These systems are currently available on all hybrids and on hundreds of conventional vehicle models.

Cylinder Deactivation

Cylinder deactivation "turns off" some of the engine's cylinders when they are not needed. This temporarily and seamlessly turns an 8- or 6-cylinder engine into a more efficient 4- or 3-cylinder engine.

Turbocharging

Turbocharging increases engine power, allowing a smaller, more fuel-efficient engine to be used in place of a larger one. Replacing an 8-cylinder engine with a turbocharged 6-cylinder or a 6-cylinder engine with a turbocharged 4-cylinder can save fuel and still provide extra power when needed.

Advanced Transmissions

The advanced electronics in today's vehicles can optimize gear shifting for improved fuel efficiency. Six-, 7-, and 8-speed automatic transmissions are most common, and some have even more gears. Continuously variable transmissions (CVTs) can change seamlessly through an infinite number of "gears." Transmissions with more gears allow the engine to run at its most efficient speed more often, improving fuel economy.

Improved Aerodynamics

Reducing a vehicle's aerodynamic drag (wind resistance) improves fuel economy, especially at higher speeds. Many manufacturers are improving aerodynamics by refining vehicle shapes or by employing external moving parts such as "shutters" that close off the grill, allowing air to flow smoothly around the vehicle instead of into the engine compartment, where it produces more drag.

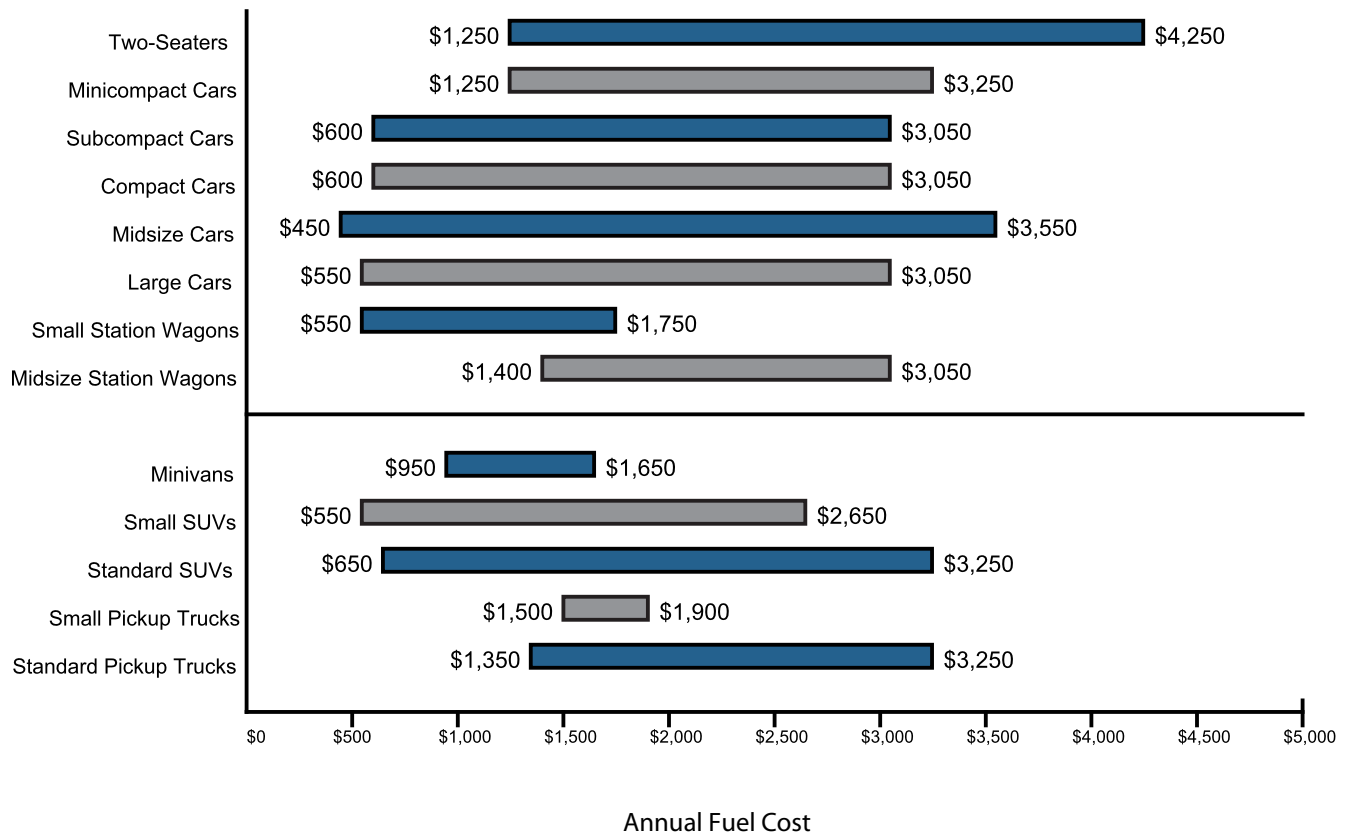
Lighter Vehicles

Reducing vehicle weight improves fuel economy, so manufacturers are beginning to redesign vehicles to weigh less while maintaining performance and safety. For example, replacing a steel body with one made from a lighter-weight material, such as aluminum, can reduce vehicle weight by hundreds of pounds.

ANNUAL FUEL COST RANGES FOR VEHICLE CLASSES



The graph below provides the annual fuel cost ranges for the vehicles in each class so you can see where a given vehicle's cost falls within its class. Annual fuel costs assume that you travel 15,000 miles each year, drive 55% in the city and 45% on the highway, and that fuel costs \$2.11/gallon for regular unleaded gasoline, \$2.78/gallon for premium, \$2.44/gallon for diesel, and \$0.13/kWh for electricity. Visit fuelconomy.gov to calculate the annual fuel cost for a specific vehicle based on your own driving conditions and fuel prices.



Fuel economy estimates on this chart do not include vehicles operating on compressed natural gas (CNG), E85, or hydrogen.

FUEL ECONOMY LEADERS

Listed below are vehicles with the highest fuel economy in the most popular classes. For each vehicle class, we list the most fuel-efficient plug-in hybrid (PHEV) or all-electric vehicle (EV) and the most fuel-efficient conventional vehicle. Rankings are based on combined city and highway fuel economy estimates, which assume 55% city driving

and 45% highway driving. Please note that many vehicle models come in a range of engine sizes and trim lines, resulting in different fuel economy values. If there is only one vehicle in a class, a fuel economy leader is not listed. For an up-to-date list of fuel economy leaders, visit fuelconomy.gov.

	Trans Type / Speeds	Eng Size / Cylinders	MPG(e) Combined
TWO-SEATER CARS			
BMW			
18 Roadster (PHEV)	A-6	1.5L/3cyl	36†
FIAT			
124 Spider	M-6	1.4L/4cyl	30
MAZDA			
MX-5	A-S6	2.0L/4cyl	30
MINICOMPACT CARS			
POLESTAR			
1 (PHEV)	A-S8	2.0L/4cyl	45†
MINI			
Cooper Convertible	AM-S7	1.5L/3cyl	31
SUBCOMPACT CARS			
BMW			
i3 (EV)	A-1		113*
i3s (EV)	A-1		113*
CHEVROLET			
Spark	AV	1.4L/4cyl	33
Spark	M-5	1.4L/4cyl	33
Spark ACTIV	AV	1.4L/4cyl	33
COMPACT CARS			
VOLKSWAGEN			
e-Golf (EV)	A-1		113*
TOYOTA			
Corolla Hybrid	AV	1.8L/4cyl	52
MIDSIZE CARS			
TESLA			
Model 3 Standard Range Plus (EV)	A-1		141*
TOYOTA			
Prius Eco (hybrid)	AV	1.8L/4cyl	56
LARGE CARS			
TESLA			
Model S Long Range Plus (EV)	A-1		117*
HYUNDAI			
Ioniq Blue (hybrid)	AM-6	1.6L/4cyl	58
SMALL STATION WAGONS			
CHEVROLET			
Bolt EV	AV		118*
KIA			
Niro FE (hybrid)	AM-6	1.6L/4cyl	50
MIDSIZE STATION WAGONS			
VOLVO			
V90 FWD	A-S8	2.0L/4cyl	26
SMALL PICKUP TRUCKS			
CHEVROLET			
Colorado 2WD (diesel)	A-6	2.8L/4cyl	23
GMC			
Canyon 2WD (diesel)	A-6	2.8L/4cyl	23
STANDARD PICKUP TRUCKS			
CHEVROLET			
Silverado 2WD (diesel)	A-10	3.0L/6cyl	27
MINIVANS			
CHRYSLER			
Pacifica Hybrid (PHEV)	AV	3.6L/6cyl	48†
Pacifica	A-9	3.6L/6cyl	22
Voyager	A-9	3.6L/6cyl	22
HONDA			
Odyssey	A-10	3.5L/6cyl	22
SMALL SPORT UTILITY VEHICLES			
TESLA			
Model Y Performance AWD (EV)	A-1		121*
FORD			
Escape FWD HEV (hybrid)	AV	2.5L/4cyl	41
STANDARD SPORT UTILITY VEHICLES			
TESLA			
Model X Long Range Plus (EV)	A-1		105*
TOYOTA			
Highlander Hybrid AWD	AV-S6	2.5L/4cyl	35
Highlander Hybrid AWD LTD/PLAT	AV-S6	2.5L/4cyl	35

* This is an electric vehicle. Since electricity is not measured in gallons, a conversion factor is used to translate the fuel economy into miles per gallon of gasoline equivalent (MPGe).

† This vehicle is a plug-in hybrid, which runs on both gasoline and electricity. Since electricity is not measured in gallons, a conversion factor is used to translate the fuel economy when running on electricity into miles per gallon of gasoline equivalent (MPGe). The combined MPGe estimate includes both city and highway driving and gasoline and electric energy use.

2020 MODEL YEAR VEHICLES

This section contains the fuel economy values for 2020 model year vehicles. Additional information for alternative fuel vehicles can be found on pages 39–49. Alternative fuel vehicles are highlighted with a blue bar, and those that can use two kinds of fuel, such as flexible

fuel vehicles, have an entry for each fuel type. The most fuel-efficient vehicles per class are listed in blue boldface type and marked with a blue pointer (▶).



ABBREVIATIONS USED IN THIS GUIDE:

▶..... Highest MPG in Class	E85.....85% Ethanol/15% Gasoline	MHEV.....Mild Hybrid-Electric Vehicle
2WD..... Two-Wheel Drive	Eng Size..... Engine Volume in Liters	Mode..... Multimode Transmission
4WD..... Four-Wheel Drive	EV.....Electric Vehicle	MPG..... Miles per Gallon
A..... Automatic Transmission	FCV..... Fuel Cell Vehicle	NA.....Not Available
A-S..... Automatic Transmission-Select Shift	FFV..... Flexible Fuel Vehicle	Ni-MH..... Nickel-Metal Hydride
AM..... Automated Manual	FWD..... Front-Wheel Drive	P..... Premium Gasoline Recommended
AM-S.....Automated Manual-Selectable	Gas..... Regular Gasoline	PHEV..... Plug-in Hybrid Electric Vehicle
AV.....Continuously Variable Transmission	GHG..... Greenhouse Gas	PR.....Premium Gasoline Required
AV-S.....Continuously Variable Transmission with Select Shift	GVWR..... Gross Vehicle Weight Rating	PT4..... Part-time 4WD
AWD.....All-Wheel Drive	HP.....Horsepower	RWD.....Rear Wheel Drive
City..... MPG on City Test Procedure	HEV.....Hybrid-Electric Vehicle	S..... Supercharger
Cyl..... Cylinders	Hwy.....MPG on Highway Test Procedure	SS..... Stop-Start Technology
Comb..... Combined	Li-ion.....Lithium ion	T..... Turbocharger
D..... Ultra-Low Sulfur Diesel	LWB..... Long Wheel Base	Tax.....Subject to Gas Guzzler Tax
	M..... Manual Transmission	Trans.....Transmission
	Mid..... Midgrade Gasoline	w/o C. D. ... Without Cylinder Deactivation
		XFE..... Optional Technology Package

Manufacturer Model Configuration (trans, eng size, cyl)	MPG		Annual Fuel Cost	GHG Rating	Notes
	Comb	City/Hwy			

TWO-SEATER CARS

ACURA

NSX Hybrid

AM-S9, 3.5L, 6cyl	21	21/22	\$2,000	4	PR T HEV SS
-------------------	----	-------	---------	---	-------------

ALFA ROMEO

4C

AM-6, 1.8L, 4cyl	28	24/34	\$1,500	6	P T
------------------	----	-------	---------	---	-----

ASTON MARTIN

Vantage Manual

M-7, 4.0L, 8cyl	17	14/21	\$2,450	3	P T SS
-----------------	----	-------	---------	---	--------

Vantage V8

A-S8, 4.0L, 8cyl	20	18/24	\$2,100	4	P T
------------------	----	-------	---------	---	-----

AUDI

R8 AWD

AM-S7, 5.2L, 10cyl	16	13/20	\$2,600	2	P Tax
--------------------	----	-------	---------	---	-------

R8 Spyder AWD

AM-S7, 5.2L, 10cyl	16	13/20	\$2,600	2	PR Tax
--------------------	----	-------	---------	---	--------

TT Roadster quattro

AM-S7, 2.0L, 4cyl	26	23/31	\$1,200	5	T SS
-------------------	----	-------	---------	---	------

BMW

i8 Roadster

▶ A-6, 1.5L, 3cyl	See page 43.				P T PHEV SS
-------------------	--------------	--	--	--	-------------

Z4 M40i

A-S8, 3.0L, 6cyl	26	24/31	\$1,600	5	P T SS
------------------	----	-------	---------	---	--------

Z4 sDrive30i

A-S8, 2.0L, 4cyl	27	24/32	\$1,550	6	P T SS
------------------	----	-------	---------	---	--------

BUGATTI

Chiron

AM-S7, 8.0L, 16cyl	11	9/14	\$3,800	1	PR T Tax
--------------------	----	------	---------	---	----------

Divo

AM-S7, 8.0L, 16cyl	10	9/13	\$4,150	1	PR T Tax
--------------------	----	------	---------	---	----------

CHEVROLET

Corvette

A-S8, 6.2L, 8cyl	19	15/27	\$2,200	3	PR
------------------	----	-------	---------	---	----

FERRARI

488 Pista

AM-7, 3.9L, 8cyl	17	15/20	\$2,450	3	PR T Tax SS
------------------	----	-------	---------	---	-------------

488 Pista Spider

AM-7, 3.9L, 8cyl	17	15/19	\$2,450	3	PR T Tax SS
------------------	----	-------	---------	---	-------------

812 Superfast

AM-7, 6.5L, 12cyl	13	12/16	\$3,200	1	PR Tax SS
-------------------	----	-------	---------	---	-----------

F8 Tributo

AM-7, 3.9L, 8cyl	16	15/19	\$2,600	2	PR T Tax SS
------------------	----	-------	---------	---	-------------

Manufacturer Model Configuration (trans, eng size, cyl)	MPG		Annual Fuel Cost	GHG Rating	Notes
	Comb	City/Hwy			

FIAT

124 Spider

A-6, 1.4L, 4cyl	29	25/36	\$1,450	6	P T
-----------------	----	-------	---------	---	-----

▶ M-6, 1.4L, 4cyl	30	26/35	\$1,400	7	P T
-------------------	----	-------	---------	---	-----

FORD

GT

AM-7, 3.5L, 6cyl	14	12/18	\$3,000	1	PR T Tax
------------------	----	-------	---------	---	----------

JAGUAR

F-Type AWD Convertible

A-S8, 5.0L, 8cyl	18	16/24	\$2,300	3	P S SS
------------------	----	-------	---------	---	--------

F-Type AWD Coupe

A-S8, 5.0L, 8cyl	18	16/24	\$2,300	3	P S SS
------------------	----	-------	---------	---	--------

F-Type Convertible

A-S8, 2.0L, 4cyl	26	23/30	\$1,600	5	P T SS
------------------	----	-------	---------	---	--------

A-S8, 3.0L, 6cyl	23	20/28	\$1,800	5	P S SS
------------------	----	-------	---------	---	--------

F-Type Coupe

A-S8, 2.0L, 4cyl	26	23/30	\$1,600	5	P T SS
------------------	----	-------	---------	---	--------

A-S8, 3.0L, 6cyl	23	20/28	\$1,800	5	P S SS
------------------	----	-------	---------	---	--------

F-Type S AWD Convertible

A-S8, 3.0L, 6cyl	21	18/26	\$2,000	4	P S SS
------------------	----	-------	---------	---	--------

F-Type S AWD Coupe

A-S8, 3.0L, 6cyl	21	18/26	\$2,000	4	P S SS
------------------	----	-------	---------	---	--------

F-Type S Convertible

A-S8, 3.0L, 6cyl	22	19/27	\$1,900	4	P S SS
------------------	----	-------	---------	---	--------

F-Type S Coupe

A-S8, 3.0L, 6cyl	22	19/27	\$1,900	4	P S SS
------------------	----	-------	---------	---	--------

F-Type SVR AWD Convertible

A-S8, 5.0L, 8cyl	18	16/24	\$2,300	3	P S SS
------------------	----	-------	---------	---	--------

F-Type SVR AWD Coupe

A-S8, 5.0L, 8cyl	18	16/24	\$2,300	3	P S SS
------------------	----	-------	---------	---	--------

LAMBORGHINI

Aventador Coupe

AM-S7, 6.5L, 12cyl	11	9/15	\$3,800	1	PR Tax SS
--------------------	----	------	---------	---	-----------

Aventador Roadster

AM-S7, 6.5L, 12cyl	11	9/15	\$3,800	1	PR Tax SS
--------------------	----	------	---------	---	-----------

Aventador Sian Coupe

AM-S7, 6.5L, 12cyl	10	8/14	\$4,150	1	PR Tax SS
--------------------	----	------	---------	---	-----------

Aventador Sian Roadster

AM-S7, 6.5L, 12cyl	10	8/14	\$4,150	1	PR Tax SS
--------------------	----	------	---------	---	-----------

Huracan

AM-S7, 5.2L, 10cyl	15	13/18	\$2,800	2	PR Tax
--------------------	----	-------	---------	---	--------

Huracan 2WD

AM-S7, 5.2L, 10cyl	15	13/18	\$2,800	2	PR Tax
--------------------	----	-------	---------	---	--------

Huracan Spyder

AM-S7, 5.2L, 10cyl	15	13/18	\$2,800	2	PR Tax
--------------------	----	-------	---------	---	--------

Huracan Spyder 2WD

AM-S7, 5.2L, 10cyl	15	13/18	\$2,800	2	PR Tax
--------------------	----	-------	---------	---	--------

Manufacturer Model Configuration (trans, eng size, cyl)	MPG		Annual Fuel Cost	GHG Rating	Notes
	Comb	City/Hwy			

MAZDA

MX-5

A-S6, 2.0L, 4cyl	30	26/35	\$1,400	7	P
M-6, 2.0L, 4cyl	29	26/34	\$1,450	6	P

MCLAREN AUTOMOTIVE

570S Coupe

AM-S7, 3.8L, 8cyl	18	15/22	\$2,300	3	P T SS
-------------------	----	-------	---------	---	--------

570S Spider

AM-S7, 3.8L, 8cyl	18	15/22	\$2,300	3	P T SS
-------------------	----	-------	---------	---	--------

600LT Spider

AM-S7, 3.8L, 8cyl	18	15/22	\$2,300	3	P T SS
-------------------	----	-------	---------	---	--------

620R Coupe

AM-S7, 3.8L, 8cyl	18	15/22	\$2,300	3	P T SS
-------------------	----	-------	---------	---	--------

720S Coupe

AM-S7, 4.0L, 8cyl	18	15/22	\$2,300	3	P T
-------------------	----	-------	---------	---	-----

720S Spider

AM-S7, 4.0L, 8cyl	18	15/22	\$2,300	3	P T
-------------------	----	-------	---------	---	-----

GT

AM-S7, 4.0L, 8cyl	18	15/22	\$2,300	3	P T
-------------------	----	-------	---------	---	-----

Speedtail

AM-S7, 4.0L, 8cyl	15	12/20	\$2,800	2	P T Tax HEV SS
-------------------	----	-------	---------	---	----------------

MERCEDES-BENZ

AMG GT C Coupe

AM-7, 4.0L, 8cyl	17	15/21	\$2,450	3	P R T SS
------------------	----	-------	---------	---	----------

AMG GT C Roadster

AM-7, 4.0L, 8cyl	17	15/20	\$2,450	3	P R T Tax SS
------------------	----	-------	---------	---	--------------

AMG GT Coupe

AM-7, 4.0L, 8cyl	18	16/22	\$2,300	3	P R T SS
------------------	----	-------	---------	---	----------

AMG GT R Coupe

AM-7, 4.0L, 8cyl	17	15/20	\$2,450	3	P R T Tax SS
------------------	----	-------	---------	---	--------------

AMG GT R Roadster

AM-7, 4.0L, 8cyl	17	15/20	\$2,450	3	P R T Tax SS
------------------	----	-------	---------	---	--------------

AMG GT Roadster

AM-7, 4.0L, 8cyl	18	16/22	\$2,300	3	P R T SS
------------------	----	-------	---------	---	----------

AMG SLC43

A-9, 3.0L, 6cyl	23	20/29	\$1,800	5	P R T SS
-----------------	----	-------	---------	---	----------

SL450

A-9, 3.0L, 6cyl	22	20/28	\$1,900	4	P R T SS
-----------------	----	-------	---------	---	----------

SL550

A-9, 4.7L, 8cyl	20	17/25	\$2,100	4	P R T SS
-----------------	----	-------	---------	---	----------

SLC300

A-9, 2.0L, 4cyl	27	23/32	\$1,550	6	P R T SS
-----------------	----	-------	---------	---	----------

NISSAN

370Z

A-S7, 3.7L, 6cyl	22	19/26	\$1,900	4	PR
M-6, 3.7L, 6cyl	20	17/26	\$2,100	4	PR

370Z Roadster

A-S7, 3.7L, 6cyl	21	18/25	\$2,000	4	PR
------------------	----	-------	---------	---	----

Manufacturer Model Configuration (trans, eng size, cyl)	MPG		Annual Fuel Cost	GHG Rating	Notes
	Comb	City/Hwy			

PAGANI

Huayra Roadster BC

AM-7, 6.0L, 12cyl	12	10/15	\$3,500	1	P T Tax
-------------------	----	-------	---------	---	---------

PORSCHE

718 Cayman GT4

M-6, 4.0L, 6cyl	19	16/23	\$2,200	3	P
-----------------	----	-------	---------	---	---

718 Spyder

M-6, 4.0L, 6cyl	19	16/23	\$2,200	3	P
-----------------	----	-------	---------	---	---

Boxster

AM-S7, 2.0L, 4cyl	24	21/27	\$1,750	5	P R T SS
-------------------	----	-------	---------	---	----------

M-6, 2.0L, 4cyl	22	20/26	\$1,900	4	P R T SS
-----------------	----	-------	---------	---	----------

Boxster S

AM-S7, 2.5L, 4cyl	22	19/25	\$1,900	4	P R T SS
-------------------	----	-------	---------	---	----------

M-6, 2.5L, 4cyl	21	19/24	\$2,000	4	P R T SS
-----------------	----	-------	---------	---	----------

Boxster T

AM-S7, 2.0L, 4cyl	23	21/27	\$1,800	5	P R T SS
-------------------	----	-------	---------	---	----------

M-6, 2.0L, 4cyl	22	20/26	\$1,900	4	P R T SS
-----------------	----	-------	---------	---	----------

Cayman

AM-S7, 2.0L, 4cyl	24	21/27	\$1,750	5	P R T SS
-------------------	----	-------	---------	---	----------

M-6, 2.0L, 4cyl	22	20/26	\$1,900	4	P R T SS
-----------------	----	-------	---------	---	----------

Cayman S

AM-S7, 2.5L, 4cyl	22	19/25	\$1,900	4	P R T SS
-------------------	----	-------	---------	---	----------

M-6, 2.5L, 4cyl	21	19/24	\$2,000	4	P R T SS
-----------------	----	-------	---------	---	----------

Cayman T

AM-S7, 2.0L, 4cyl	23	21/27	\$1,800	5	P R T SS
-------------------	----	-------	---------	---	----------

M-6, 2.0L, 4cyl	22	20/26	\$1,900	4	P R T SS
-----------------	----	-------	---------	---	----------

RUF AUTOMOBILE

TURBO12/CTR3/CTR ANNIVERSARY

M-7, 3.8L, 6cyl	18	16/20	\$2,300	3	P R T
-----------------	----	-------	---------	---	-------

TOYOTA

GR Supra

A-S8, 3.0L, 6cyl	26	24/31	\$1,600	5	P T SS
------------------	----	-------	---------	---	--------

MINICOMPACT CARS

ASTON MARTIN

DB11 V12

A-S8, 5.2L, 12cyl	18	15/22	\$2,300	3	P T
-------------------	----	-------	---------	---	-----

DB11 V8

A-S8, 4.0L, 8cyl	20	18/24	\$2,100	4	P T
------------------	----	-------	---------	---	-----

DBS

A-S8, 5.2L, 12cyl	17	14/22	\$2,450	3	P T Tax
-------------------	----	-------	---------	---	---------

BENTLEY

Continental GT Convertible

AM-S8, 4.0L, 8cyl	19	16/26	\$2,200	3	P T SS
-------------------	----	-------	---------	---	--------

AM-S8, 6.0L, 12cyl	15	12/19	\$2,800	2	P T Tax SS
--------------------	----	-------	---------	---	------------

FERRARI

GTC4Lusso

AM-7, 6.3L, 12cyl	13	12/17	\$3,200	1	P R Tax PT4 SS
-------------------	----	-------	---------	---	----------------

Manufacturer Model Configuration (trans, eng size, cyl)	MPG		Annual Fuel Cost	GHG Rating	Notes
	Comb	City/Hwy			

GTCLusso T

AM-7, 3.9L, 8cyl	17	15/21	\$2,450	3	PRT Tax SS
------------------	----	-------	---------	---	------------

Portofino

AM-7, 3.9L, 8cyl	18	16/22	\$2,300	3	PRT SS
------------------	----	-------	---------	---	--------

LOTUS

Evora

A-S6, 3.5L, 6cyl	20	17/24	\$2,100	4	PS
M-6, 3.5L, 6cyl	19	16/24	\$2,200	3	PS

Evora GT

A-S6, 3.5L, 6cyl	20	17/24	\$2,100	4	PS
M-6, 3.5L, 6cyl	20	17/26	\$2,100	4	PS

MINI

Cooper Convertible

AM-S7, 1.5L, 3cyl	31	28/36	\$1,350	7	PT SS
-------------------	----	-------	---------	---	-------

Cooper S Convertible

AM-S7, 2.0L, 4cyl	29	26/34	\$1,450	6	PT
-------------------	----	-------	---------	---	----

John Cooper Works Convertible

A-S8, 2.0L, 4cyl	28	25/33	\$1,500	6	PT SS
------------------	----	-------	---------	---	-------

POLESTAR

1

AM-S8, 2.0L, 4cyl	See page 43.				PR PHEV SS
-------------------	--------------	--	--	--	------------

PORSCHE

911 Carrera

AM-S8, 3.0L, 6cyl	20	18/24	\$2,100	4	PRT SS
-------------------	----	-------	---------	---	--------

911 Carrera 4

AM-S8, 3.0L, 6cyl	20	18/24	\$2,100	4	PRT SS
-------------------	----	-------	---------	---	--------

911 Carrera 4 Cabriolet

AM-S8, 3.0L, 6cyl	20	18/24	\$2,100	4	PRT SS
-------------------	----	-------	---------	---	--------

911 Carrera 4S

AM-S8, 3.0L, 6cyl	20	18/23	\$2,100	4	PRT SS
M-7, 3.0L, 6cyl	20	17/24	\$2,100	4	PRT SS

911 Carrera 4S Cabriolet

AM-S8, 3.0L, 6cyl	20	18/23	\$2,100	4	PRT SS
M-7, 3.0L, 6cyl	20	17/24	\$2,100	4	PRT SS

911 Carrera Cabriolet

AM-S8, 3.0L, 6cyl	20	17/24	\$2,100	4	PRT SS
-------------------	----	-------	---------	---	--------

911 Carrera S

AM-S8, 3.0L, 6cyl	20	18/24	\$2,100	4	PRT SS
M-7, 3.0L, 6cyl	20	17/25	\$2,100	4	PRT SS

911 Carrera S Cabriolet

AM-S8, 3.0L, 6cyl	20	18/23	\$2,100	4	PRT SS
M-7, 3.0L, 6cyl	20	17/25	\$2,100	4	PRT SS

SUBARU

BRZ

A-S6, 2.0L, 4cyl	27	24/33	\$1,550	6	PR
M-6, 2.0L, 4cyl	24	21/29	\$1,750	5	PR

BRZ tS

M-6, 2.0L, 4cyl	23	20/27	\$1,800	5	PR
-----------------	----	-------	---------	---	----

Manufacturer Model Configuration (trans, eng size, cyl)	MPG		Annual Fuel Cost	GHG Rating	Notes
	Comb	City/Hwy			

TOYOTA

86

A-S6, 2.0L, 4cyl	27	24/32	\$1,550	6	PR
M-6, 2.0L, 4cyl	24	21/28	\$1,750	5	PR

SUBCOMPACT CARS

AUDI

A3

AM-S7, 2.0L, 4cyl	30	27/36	\$1,050	7	T SS
-------------------	----	-------	---------	---	------

A3 Cabriolet quattro

AM-S7, 2.0L, 4cyl	25	22/30	\$1,250	5	T SS
-------------------	----	-------	---------	---	------

A3 quattro

AM-S7, 2.0L, 4cyl	25	22/30	\$1,250	5	T SS
-------------------	----	-------	---------	---	------

A5 Cabriolet quattro

AM-S7, 2.0L, 4cyl	26	23/31	\$1,600	5	PT SS
-------------------	----	-------	---------	---	-------

A5 quattro

AM-S7, 2.0L, 4cyl	27	24/32	\$1,550	6	PT SS
-------------------	----	-------	---------	---	-------

RS3

AM-S7, 2.5L, 5cyl	23	19/28	\$1,800	5	PT
-------------------	----	-------	---------	---	----

S3

AM-S7, 2.0L, 4cyl	25	22/29	\$1,650	5	PT SS
-------------------	----	-------	---------	---	-------

S5

A-S8, 3.0L, 6cyl	23	20/27	\$1,800	5	PT SS
------------------	----	-------	---------	---	-------

S5 Cabriolet

A-S8, 3.0L, 6cyl	22	19/26	\$1,900	4	PT SS
------------------	----	-------	---------	---	-------

TT Coupe quattro

AM-S7, 2.0L, 4cyl	26	23/31	\$1,200	5	T SS
-------------------	----	-------	---------	---	------

TT RS

AM-S7, 2.5L, 5cyl	23	19/29	\$1,800	5	PT
-------------------	----	-------	---------	---	----

TTS Coupe

AM-S7, 2.0L, 4cyl	25	23/29	\$1,650	5	PT SS
-------------------	----	-------	---------	---	-------

BENTLEY

Continental GT

AM-S8, 4.0L, 8cyl	19	16/26	\$2,200	3	PT SS
AM-S8, 6.0L, 12cyl	15	12/20	\$2,800	2	PT Tax SS

BMW

230i Convertible

A-S8, 2.0L, 4cyl	27	23/34	\$1,550	6	PT SS
------------------	----	-------	---------	---	-------

230i Coupe

A-S8, 2.0L, 4cyl	27	24/32	\$1,550	6	PT SS
M-6, 2.0L, 4cyl	25	21/32	\$1,650	5	PT SS

230i xDrive Convertible

A-S8, 2.0L, 4cyl	24	21/31	\$1,750	5	PT SS
------------------	----	-------	---------	---	-------

230i xDrive Coupe

A-S8, 2.0L, 4cyl	24	21/31	\$1,750	5	PT SS
------------------	----	-------	---------	---	-------

430i Convertible

A-S8, 2.0L, 4cyl	27	23/34	\$1,550	6	PT SS
------------------	----	-------	---------	---	-------

430i xDrive Convertible

A-S8, 2.0L, 4cyl	26	22/32	\$1,600	5	PT SS
------------------	----	-------	---------	---	-------

440i Convertible

A-S8, 3.0L, 6cyl	24	22/29	\$1,750	5	PT SS
------------------	----	-------	---------	---	-------

Manufacturer Model Configuration (trans, eng size, cyl)	MPG		Annual Fuel Cost	GHG Rating	Notes
	Comb	City/Hwy			
440i xDrive Convertible					
A-S8, 3.0L, 6cyl	23	20/28	\$1,800	5	P T SS
840i Convertible					
A-S8, 3.0L, 6cyl	24	22/29	\$1,750	5	P T SS
840i Coupe					
A-S8, 3.0L, 6cyl	25	23/30	\$1,650	5	P T SS
840i xDrive Convertible					
A-S8, 3.0L, 6cyl	23	20/27	\$1,800	5	P T SS
840i xDrive Coupe					
A-S8, 3.0L, 6cyl	23	21/27	\$1,800	5	P T SS
i3					
▶ A-1	113	124/102	\$600	10	EV
i3 with Range Extender					
A-1, 0.6L, 2cyl	See page 43.				P PHEV SS
i3s					
▶ A-1	113	124/102	\$600	10	EV
i3s with Range Extender					
A-1, 0.6L, 2cyl	See page 43.				P PHEV SS
i8 Coupe					
A-6, 1.5L, 3cyl	See page 43.				P T PHEV SS
M2 Competition Coupe					
AM-S7, 3.0L, 6cyl	19	17/23	\$2,200	3	P T SS
M-6, 3.0L, 6cyl	20	18/25	\$2,100	4	P R T SS
M2 CS Coupe					
AM-S7, 3.0L, 6cyl	19	16/23	\$2,200	3	P T SS
M-6, 3.0L, 6cyl	20	17/24	\$2,100	4	P R T SS
M240i Convertible					
A-S8, 3.0L, 6cyl	25	22/30	\$1,650	5	P T SS
M-6, 3.0L, 6cyl	22	19/27	\$1,900	4	P T SS
M240i Coupe					
A-S8, 3.0L, 6cyl	25	22/30	\$1,650	5	P T SS
M-6, 3.0L, 6cyl	22	19/27	\$1,900	4	P T SS
M240i Coupe M Performance					
A-S8, 3.0L, 6cyl	25	22/30	\$1,650	5	P T SS
M-6, 3.0L, 6cyl	22	19/27	\$1,900	4	P T SS
M240i xDrive Convertible					
A-S8, 3.0L, 6cyl	25	22/30	\$1,650	5	P T SS
M240i xDrive Coupe					
A-S8, 3.0L, 6cyl	25	22/30	\$1,650	5	P T SS
M240i xDrive Coupe M Performance					
A-S8, 3.0L, 6cyl	25	22/30	\$1,650	5	P T SS
M4 Convertible					
AM-S7, 3.0L, 6cyl	19	16/22	\$2,200	3	P T SS
M-6, 3.0L, 6cyl	20	17/25	\$2,100	4	P R T SS
M4 Convertible Competition					
AM-S7, 3.0L, 6cyl	19	16/22	\$2,200	3	P T SS
M-6, 3.0L, 6cyl	20	17/25	\$2,100	4	P R T SS
M8 Competition Convertible					
A-S8, 4.4L, 8cyl	17	15/21	\$2,450	3	P T Tax SS
M8 Competition Coupe					
A-S8, 4.4L, 8cyl	17	15/21	\$2,450	3	P T Tax SS
M8 Convertible					
A-S8, 4.4L, 8cyl	17	15/21	\$2,450	3	P T Tax SS

Manufacturer Model Configuration (trans, eng size, cyl)	MPG		Annual Fuel Cost	GHG Rating	Notes
	Comb	City/Hwy			
M8 Coupe					
A-S8, 4.4L, 8cyl	17	15/21	\$2,450	3	P T Tax SS
M850i xDrive Convertible					
A-S8, 4.4L, 8cyl	20	17/25	\$2,100	4	P T SS
M850i xDrive Coupe					
A-S8, 4.4L, 8cyl	20	18/25	\$2,100	4	P T SS

CHEVROLET

Camaro

A-S8, 2.0L, 4cyl	25	22/31	\$1,650	5	P R T
M-6, 2.0L, 4cyl	23	20/30	\$1,800	5	P R T
A-S10, 3.6L, 6cyl	22	19/29	\$1,450	4	
M-6, 3.6L, 6cyl	20	16/26	\$1,600	4	
A-S10, 6.2L, 8cyl	20	16/27	\$2,100	4	PR
A-S10, 6.2L, 8cyl	16	13/21	\$2,600	2	PR S Tax
M-6, 6.2L, 8cyl	19	16/24	\$2,200	3	
M-6, 6.2L, 8cyl	16	14/20	\$2,600	2	PR S Tax

Spark

▶ AV, 1.4L, 4cyl	33	30/38	\$950	7	
▶ M-5, 1.4L, 4cyl	33	29/38	\$950	7	

Spark ACTIV

▶ AV, 1.4L, 4cyl	33	30/37	\$950	7	
M-5, 1.4L, 4cyl	32	29/37	\$1,000	7	

FORD

Mustang

A-S10, 2.3L, 4cyl	25	21/32	\$1,250	5	T
M-6, 2.3L, 4cyl	24	21/30	\$1,300	5	T
A-S10, 5.0L, 8cyl	19	16/25	\$1,650	3	
M-6, 5.0L, 8cyl	18	15/24	\$1,750	3	

Mustang Bullitt

M-6, 5.0L, 8cyl	17	14/23	\$1,850	3	Tax
-----------------	----	-------	---------	---	-----

Mustang Convertible

A-S10, 2.3L, 4cyl	23	20/28	\$1,400	5	T
M-6, 2.3L, 4cyl	23	20/28	\$1,400	5	T
A-S10, 5.0L, 8cyl	18	15/24	\$1,750	3	

Mustang HO Convertible

A-S10, 2.3L, 4cyl	23	20/27	\$1,400	5	T
M-6, 2.3L, 4cyl	22	19/26	\$1,450	4	T

Mustang HO Coupe

A-S10, 2.3L, 4cyl	23	20/28	\$1,400	5	T
M-6, 2.3L, 4cyl	23	20/27	\$1,400	5	T

Shelby GT350 Mustang

M-6, 5.2L, 8cyl	16	14/21	\$2,600	2	PR Tax
-----------------	----	-------	---------	---	--------

Shelby GT500 Mustang

AM-7, 5.2L, 8cyl	14	12/18	\$3,000	1	PR S Tax
------------------	----	-------	---------	---	----------

INFINITI

Q60

A-S7, 3.0L, 6cyl	22	19/28	\$1,900	4	P R T
------------------	----	-------	---------	---	-------

Q60 AWD

A-S7, 3.0L, 6cyl	22	19/27	\$1,900	4	P R T
------------------	----	-------	---------	---	-------

Q60 Red Sport

A-S7, 3.0L, 6cyl	22	20/27	\$1,900	4	P R T
------------------	----	-------	---------	---	-------

Q60 Red Sport AWD

A-S7, 3.0L, 6cyl	21	19/26	\$2,000	4	P R T
------------------	----	-------	---------	---	-------

Manufacturer Model Configuration (trans, eng size, cyl)	MPG		Annual Fuel Cost	GHG Rating	Notes
	Comb	City/Hwy			

KARMA

Revero GT (21-inch wheels)

A-1, 1.5L, 3cyl		See page 43.			PRT PHEV SS
-----------------	--	--------------	--	--	-------------

LEXUS

LC 500

A-S10, 5.0L, 8cyl	19	16/25	\$2,200	3	PR
-------------------	----	-------	---------	---	----

LC 500h

AV-S10, 3.5L, 6cyl	30	27/35	\$1,400	7	PR HEV SS
--------------------	----	-------	---------	---	-----------

RC 300

A-S8, 2.0L, 4cyl	24	21/30	\$1,750	5	PRT
------------------	----	-------	---------	---	-----

RC 300 AWD

A-S6, 3.5L, 6cyl	21	18/24	\$2,000	4	PR
------------------	----	-------	---------	---	----

RC 350

A-S8, 3.5L, 6cyl	23	20/28	\$1,800	5	PR
------------------	----	-------	---------	---	----

RC 350 AWD

A-S6, 3.5L, 6cyl	21	19/26	\$2,000	4	PR
------------------	----	-------	---------	---	----

RC F

A-S8, 5.0L, 8cyl	19	16/24	\$2,200	3	PR
------------------	----	-------	---------	---	----

MERCEDES-BENZ

A220

A-7, 2.0L, 4cyl	28	24/35	\$1,500	6	PRT SS
-----------------	----	-------	---------	---	--------

A220 4matic

A-7, 2.0L, 4cyl	28	24/34	\$1,500	6	PRT SS
-----------------	----	-------	---------	---	--------

AMG A35 4matic

AM-7, 2.0L, 4cyl	27	24/31	\$1,550	6	PRT SS
------------------	----	-------	---------	---	--------

AMG C43 4matic Convertible

A-9, 3.0L, 6cyl	21	18/25	\$2,000	4	PRT SS
-----------------	----	-------	---------	---	--------

AMG C43 4matic Coupe

A-9, 3.0L, 6cyl	22	19/27	\$1,900	4	PRT SS
-----------------	----	-------	---------	---	--------

AMG C63 Convertible

A-9, 4.0L, 8cyl	20	17/24	\$2,100	4	PRT SS
-----------------	----	-------	---------	---	--------

AMG C63 Coupe

A-9, 4.0L, 8cyl	20	17/26	\$2,100	4	PRT SS
-----------------	----	-------	---------	---	--------

AMG C63 S Convertible

A-9, 4.0L, 8cyl	20	17/24	\$2,100	4	PRT SS
-----------------	----	-------	---------	---	--------

AMG C63 S Coupe

A-9, 4.0L, 8cyl	20	17/26	\$2,100	4	PRT SS
-----------------	----	-------	---------	---	--------

AMG E53 4matic Plus Convertible

A-9, 3.0L, 6cyl	23	20/26	\$1,800	5	PR MHEV SS
-----------------	----	-------	---------	---	------------

AMG E53 4matic Plus Coupe

A-9, 3.0L, 6cyl	23	21/28	\$1,800	5	PR MHEV SS
-----------------	----	-------	---------	---	------------

AMG S63 4matic Plus Convertible

A-9, 4.0L, 8cyl	18	15/24	\$2,300	3	PRT SS
-----------------	----	-------	---------	---	--------

C300 4matic Convertible

A-9, 2.0L, 4cyl	24	21/29	\$1,750	5	PRT SS
-----------------	----	-------	---------	---	--------

C300 4matic Coupe

A-9, 2.0L, 4cyl	25	21/30	\$1,650	5	PRT SS
-----------------	----	-------	---------	---	--------

C300 Convertible

A-9, 2.0L, 4cyl	24	21/29	\$1,750	5	PRT SS
-----------------	----	-------	---------	---	--------

C300 Coupe

A-9, 2.0L, 4cyl	25	22/31	\$1,650	5	PRT SS
-----------------	----	-------	---------	---	--------

Manufacturer Model Configuration (trans, eng size, cyl)	MPG		Annual Fuel Cost	GHG Rating	Notes
	Comb	City/Hwy			

E450 4matic Convertible

A-9, 3.0L, 6cyl	22	19/26	\$1,900	4	PRT SS
-----------------	----	-------	---------	---	--------

E450 4matic Coupe

A-9, 3.0L, 6cyl	22	19/26	\$1,900	4	PRT SS
-----------------	----	-------	---------	---	--------

E450 Convertible

A-9, 3.0L, 6cyl	23	20/27	\$1,800	5	PRT SS
-----------------	----	-------	---------	---	--------

E450 Coupe

A-9, 3.0L, 6cyl	23	20/28	\$1,800	5	PRT SS
-----------------	----	-------	---------	---	--------

S560 Convertible

A-9, 4.0L, 8cyl	20	17/26	\$2,100	4	PRT SS
-----------------	----	-------	---------	---	--------

MINI

Cooper Hardtop 2 door

AM-S7, 1.5L, 3cyl	31	28/36	\$1,350	7	PT SS
-------------------	----	-------	---------	---	-------

Cooper Hardtop 4 door

AM-S7, 1.5L, 3cyl	31	28/36	\$1,350	7	PT SS
-------------------	----	-------	---------	---	-------

Cooper S Hardtop 2 door

AM-S7, 2.0L, 4cyl	30	26/35	\$1,400	7	PT
-------------------	----	-------	---------	---	----

Cooper S Hardtop 4 door

AM-S7, 2.0L, 4cyl	30	26/35	\$1,400	7	PT
-------------------	----	-------	---------	---	----

Cooper SE Hardtop 2 door

A-1	108	115/100	\$600	10	EV
-----	-----	---------	-------	----	----

John Cooper Works Hardtop

A-S8, 2.0L, 4cyl	29	26/34	\$1,450	6	PT
------------------	----	-------	---------	---	----

NISSAN

GT-R

AM-S6, 3.8L, 6cyl	18	16/22	\$2,300	3	PRT
-------------------	----	-------	---------	---	-----

ROUSH PERFORMANCE

Stage 3 Mustang

A-S10, 5.0L, 8cyl	14	12/18	\$3,000	1	PR S Tax
M-6, 5.0L, 8cyl	15	13/20	\$2,800	2	PR S Tax

COMPACT CARS

ACURA

ILX

AM-S8, 2.4L, 4cyl	28	24/34	\$1,500	6	P
-------------------	----	-------	---------	---	---

TLX AWD

A-S9, 3.5L, 6cyl	23	20/29	\$1,800	5	P SS
------------------	----	-------	---------	---	------

TLX AWD A-SPEC

A-S9, 3.5L, 6cyl	23	20/29	\$1,800	5	P SS
------------------	----	-------	---------	---	------

TLX FWD

AM-S8, 2.4L, 4cyl	27	23/33	\$1,550	6	P
-------------------	----	-------	---------	---	---

A-S9, 3.5L, 6cyl	24	20/31	\$1,750	5	P
------------------	----	-------	---------	---	---

TLX FWD A-SPEC

AM-S8, 2.4L, 4cyl	26	23/32	\$1,600	5	P
-------------------	----	-------	---------	---	---

A-S9, 3.5L, 6cyl	23	20/30	\$1,800	5	P
------------------	----	-------	---------	---	---

AUDI

A4

AM-S7, 2.0L, 4cyl	30	27/35	\$1,400	7	PT SS
-------------------	----	-------	---------	---	-------

A4 quattro

AM-S7, 2.0L, 4cyl	27	24/32	\$1,550	6	PT SS
-------------------	----	-------	---------	---	-------

Manufacturer Model Configuration (trans, eng size, cyl)	MPG		Annual Fuel Cost	GHG Rating	Notes
	Comb	City/Hwy			

S4

A-S8, 3.0L, 6cyl	23	20/27	\$1,800	5	P T SS
------------------	----	-------	---------	---	--------

BMW

228i xDrive Gran Coupe

A-S8, 2.0L, 4cyl	27	23/33	\$1,550	6	P T SS
------------------	----	-------	---------	---	--------

330i

A-S8, 2.0L, 4cyl	30	26/36	\$1,400	7	P T SS
------------------	----	-------	---------	---	--------

330i xDrive

A-S8, 2.0L, 4cyl	28	25/34	\$1,500	6	P T SS
------------------	----	-------	---------	---	--------

430i Coupe

A-S8, 2.0L, 4cyl	27	23/34	\$1,550	6	P T SS
M-6, 2.0L, 4cyl	25	21/33	\$1,650	5	P T SS

430i Gran Coupe

A-S8, 2.0L, 4cyl	27	23/34	\$1,550	6	P T SS
------------------	----	-------	---------	---	--------

430i xDrive Coupe

A-S8, 2.0L, 4cyl	24	21/31	\$1,750	5	P T SS
------------------	----	-------	---------	---	--------

430i xDrive Gran Coupe

A-S8, 2.0L, 4cyl	24	21/31	\$1,750	5	P T SS
------------------	----	-------	---------	---	--------

440i Coupe

A-S8, 3.0L, 6cyl	25	22/30	\$1,650	5	P T SS
M-6, 3.0L, 6cyl	22	19/27	\$1,900	4	P T SS

440i Gran Coupe

A-S8, 3.0L, 6cyl	25	22/30	\$1,650	5	P T SS
------------------	----	-------	---------	---	--------

440i xDrive Coupe

A-S8, 3.0L, 6cyl	25	22/30	\$1,650	5	P T SS
M-6, 3.0L, 6cyl	21	18/28	\$2,000	4	P T SS

440i xDrive Gran Coupe

A-S8, 3.0L, 6cyl	25	22/30	\$1,650	5	P T SS
------------------	----	-------	---------	---	--------

530e

A-S8, 2.0L, 4cyl	See page 43.				P T PHEV SS
------------------	--------------	--	--	--	-------------

530e xDrive

A-S8, 2.0L, 4cyl	See page 43.				P T PHEV SS
------------------	--------------	--	--	--	-------------

M235i xDrive

A-S8, 2.0L, 4cyl	26	23/32	\$1,600	5	P T SS
------------------	----	-------	---------	---	--------

M340i

A-S8, 3.0L, 6cyl	25	22/30	\$1,650	5	P T SS
------------------	----	-------	---------	---	--------

M340i xDrive

A-S8, 3.0L, 6cyl	25	22/30	\$1,650	5	P T SS
------------------	----	-------	---------	---	--------

M4 Coupe

AM-S7, 3.0L, 6cyl	19	17/23	\$2,200	3	P T SS
M-6, 3.0L, 6cyl	20	18/25	\$2,100	4	P R T SS

M4 Coupe Competition

AM-S7, 3.0L, 6cyl	19	17/23	\$2,200	3	P T SS
M-6, 3.0L, 6cyl	20	18/25	\$2,100	4	P R T SS

M4 CS

AM-S7, 3.0L, 6cyl	19	17/23	\$2,200	3	P T SS
-------------------	----	-------	---------	---	--------

CADILLAC

CT4

A-S8, 2.0L, 4cyl	27	23/34	\$1,550	6	P R T SS
A-S10, 2.7L, 4cyl	24	20/30	\$1,750	5	P R T SS

CT4 AWD

A-S8, 2.0L, 4cyl	26	23/32	\$1,600	5	P R T SS
A-S10, 2.7L, 4cyl	23	20/28	\$1,800	5	P R T SS

Manufacturer Model Configuration (trans, eng size, cyl)	MPG		Annual Fuel Cost	GHG Rating	Notes
	Comb	City/Hwy			

CT4 V

A-S10, 2.7L, 4cyl	23	20/29	\$1,800	5	P R T SS
-------------------	----	-------	---------	---	----------

CT4 V AWD

A-S10, 2.7L, 4cyl	23	20/28	\$1,800	5	P R T SS
-------------------	----	-------	---------	---	----------

CHEVROLET

Sonic

A-S6, 1.4L, 4cyl	29	26/34	\$1,100	6	T
------------------	----	-------	---------	---	---

GENESIS

G70 AWD

A-S8, 2.0L, 4cyl	23	20/27	\$1,800	5	P T SS
A-S8, 3.3L, 6cyl	20	17/25	\$2,100	4	PT

G70 RWD

A-S8, 2.0L, 4cyl	25	22/30	\$1,650	5	P T SS
M-6, 2.0L, 4cyl	22	18/28	\$1,900	4	PT
A-S8, 3.3L, 6cyl	20	17/26	\$2,100	4	PT

HONDA

Civic 2Dr

AV, 1.5L, 4cyl	35	31/40	\$900	8	T
AV-S7, 1.5L, 4cyl	33	30/37	\$950	7	T
M-6, 1.5L, 4cyl	30	26/36	\$1,400	7	PT
AV, 2.0L, 4cyl	33	30/38	\$950	7	
AV-S7, 2.0L, 4cyl	32	29/36	\$1,000	7	
M-6, 2.0L, 4cyl	29	25/35	\$1,100	6	

HYUNDAI

Accent

AV, 1.6L, 4cyl	36	33/41	\$900	8	
M-6, 1.6L, 4cyl	33	29/39	\$950	7	

Veloster

AM-7, 1.6L, 4cyl	30	28/34	\$1,050	7	T
M-6, 1.6L, 4cyl	29	26/33	\$1,100	6	T
A-S6, 2.0L, 4cyl	30	27/34	\$1,050	7	
M-6, 2.0L, 4cyl	28	25/33	\$1,150	6	

Veloster N

M-6, 2.0L, 4cyl	25	22/29	\$1,250	5	T
-----------------	----	-------	---------	---	---

JAGUAR

XE

A-S8, 2.0L, 4cyl	28	25/34	\$1,500	6	P T SS
------------------	----	-------	---------	---	--------

XE 30t

A-S8, 2.0L, 4cyl	27	24/32	\$1,550	6	P T SS
------------------	----	-------	---------	---	--------

XE AWD

A-S8, 2.0L, 4cyl	28	24/34	\$1,500	6	P T SS
------------------	----	-------	---------	---	--------

XE AWD 30t

A-S8, 2.0L, 4cyl	25	22/30	\$1,650	5	P T SS
------------------	----	-------	---------	---	--------

KIA

Rio

AV, 1.6L, 4cyl	36	33/41	\$900	8	
----------------	----	-------	-------	---	--

LEXUS

GS F

A-S8, 5.0L, 8cyl	19	16/24	\$2,200	3	PR
------------------	----	-------	---------	---	----

Manufacturer Model Configuration (trans, eng size, cyl)	MPG		Annual Fuel Cost	GHG Rating	Notes
	Comb	City/Hwy			
IS 300					
A-S8, 2.0L, 4cyl	24	21/30	\$1,750	5	PRT
IS 300 AWD					
A-S6, 3.5L, 6cyl	21	18/24	\$2,000	4	PR
IS 350					
A-S8, 3.5L, 6cyl	23	20/28	\$1,800	5	PR
IS 350 AWD					
A-S6, 3.5L, 6cyl	21	19/26	\$2,000	4	PR
UX 250h					
AV-S6, 2.0L, 4cyl	42	43/41	\$750	9	MHEV SS
UX 250h AWD					
AV-S6, 2.0L, 4cyl	39	41/38	\$800	9	MHEV SS
MAZDA					
2					
A-S6, 1.5L, 4cyl	35	32/40	\$900	8	
M-6, 1.5L, 4cyl	34	30/39	\$950	8	
3 4-Door 2WD					
A-S6, 2.5L, 4cyl	30	27/36	\$1,050	7	
A-S6, 2.5L, 4cyl	30	26/35	\$1,050	7	w/o C. D.
3 4-Door 4WD					
A-S6, 2.5L, 4cyl	28	25/33	\$1,150	6	
CX-3 2WD					
A-S6, 2.0L, 4cyl	31	29/34	\$1,000	7	
CX-3 4WD					
A-S6, 2.0L, 4cyl	29	27/32	\$1,100	6	
MERCEDES-BENZ					
AMG C43 4matic					
A-9, 3.0L, 6cyl	22	19/27	\$1,900	4	PRT SS
AMG C63					
A-9, 4.0L, 8cyl	21	18/27	\$2,000	4	PRT SS
AMG C63 S					
A-9, 4.0L, 8cyl	21	18/27	\$2,000	4	PRT SS
AMG CLA35 4matic					
AM-7, 2.0L, 4cyl	25	23/29	\$1,650	5	PRT SS
AMG CLA45 4matic					
AM-8, 2.0L, 4cyl	23	20/29	\$1,800	5	PRT SS
AMG CLS53 4matic Plus					
A-9, 3.0L, 6cyl	23	21/27	\$1,800	5	PR MHEV SS
AMG GT 53 4matic Plus					
A-9, 3.0L, 6cyl	21	19/24	\$2,000	4	PR MHEV SS
AMG GT 63 4matic Plus					
A-9, 4.0L, 8cyl	17	15/20	\$2,450	3	PRT Tax SS
AMG GT 63 S 4matic Plus					
A-9, 4.0L, 8cyl	17	15/20	\$2,450	3	PRT Tax SS
AMG S63 4matic Plus Coupe					
A-9, 4.0L, 8cyl	20	17/27	\$2,100	4	PRT SS
C300					
A-9, 2.0L, 4cyl	28	24/35	\$1,500	6	PRT SS
C300 4matic					
A-9, 2.0L, 4cyl	26	23/33	\$1,600	5	PRT SS
CLA250					
AM-7, 2.0L, 4cyl	28	25/35	\$1,500	6	PRT SS

Manufacturer Model Configuration (trans, eng size, cyl)	MPG		Annual Fuel Cost	GHG Rating	Notes
	Comb	City/Hwy			
CLA250 4matic					
AM-7, 2.0L, 4cyl	27	23/33	\$1,550	6	PRT SS
CLS450					
A-9, 3.0L, 6cyl	26	24/31	\$1,600	5	PRT MHEV SS
CLS450 4matic					
A-9, 3.0L, 6cyl	26	23/30	\$1,600	5	PRT MHEV SS
S560 4matic Coupe					
A-9, 4.0L, 8cyl	20	17/26	\$2,100	4	PRT SS
MITSUBISHI					
Mirage					
AV, 1.2L, 3cyl	39	36/43	\$800	9	
M-5, 1.2L, 3cyl	36	33/41	\$900	8	
Mirage G4					
AV, 1.2L, 3cyl	37	35/41	\$850	8	
M-5, 1.2L, 3cyl	35	33/40	\$900	8	
NISSAN					
Versa					
AV, 1.6L, 4cyl	35	32/40	\$900	8	
M-5, 1.6L, 4cyl	30	27/35	\$1,050	7	
ROLLS-ROYCE					
Dawn					
A-S8, 6.6L, 12cyl	14	12/18	\$3,000	1	PT Tax
SUBARU					
WRX					
AV-S8, 2.0L, 4cyl	21	18/24	\$2,000	4	PT
M-6, 2.0L, 4cyl	23	21/27	\$1,800	5	PT
M-6, 2.5L, 4cyl	19	16/22	\$2,200	3	PRT
TOYOTA					
C-HR					
AV-S7, 2.0L, 4cyl	29	27/31	\$1,100	6	
Corolla					
AV, 1.8L, 4cyl	33	30/38	\$950	7	
M-6, 1.8L, 4cyl	33	29/39	\$950	7	
AV-S10, 2.0L, 4cyl	34	31/40	\$950	8	
M-6, 2.0L, 4cyl	32	29/36	\$1,000	7	
Corolla Hatchback					
AV-S10, 2.0L, 4cyl	35	32/41	\$900	8	
M-6, 2.0L, 4cyl	31	28/37	\$1,000	7	
Corolla Hatchback XSE					
AV-S10, 2.0L, 4cyl	33	30/38	\$950	7	
Corolla Hybrid					
▶ AV, 1.8L, 4cyl	52	53/52	\$600	10	HEV SS
Corolla XLE					
AV, 1.8L, 4cyl	32	29/37	\$1,000	7	
Corolla XSE					
AV-S10, 2.0L, 4cyl	34	31/38	\$950	8	
Prius c					
AV, 1.5L, 4cyl	46	48/43	\$700	10	HEV SS
Yaris					
A-S6, 1.5L, 4cyl	35	32/40	\$900	8	
M-6, 1.5L, 4cyl	34	30/39	\$950	8	

Manufacturer Model Configuration (trans, eng size, cyl)	MPG		Annual Fuel Cost	GHG Rating	Notes
	Comb	City/Hwy			

VOLKSWAGEN

e-Golf

A-1	113	122/104	\$600	10	EV
-----	-----	---------	-------	----	----

Golf

A-S8, 1.4L, 4cyl	32	29/35	\$1,000	7	T SS
M-6, 1.4L, 4cyl	31	28/36	\$1,000	7	T

GTI

AM-S7, 2.0L, 4cyl	27	24/32	\$1,150	6	T SS
M-6, 2.0L, 4cyl	27	24/32	\$1,150	6	T

Jetta

A-S8, 1.4L, 4cyl	34	30/40	\$950	8	T SS
M-6, 1.4L, 4cyl	34	30/40	\$950	8	T
AM-S7, 2.0L, 4cyl	28	25/32	\$1,150	6	T SS
M-6, 2.0L, 4cyl	28	25/33	\$1,150	6	T

VOLVO

S60 AWD

A-S8, 2.0L, 4cyl	25	21/32	\$1,650	5	P R T S SS
------------------	----	-------	---------	---	------------

S60 AWD PHEV

A-S8, 2.0L, 4cyl	See page 43.				P R T S PHEV SS
------------------	--------------	--	--	--	-----------------

S60 FWD

A-S8, 2.0L, 4cyl	27	23/34	\$1,550	6	P R T SS
------------------	----	-------	---------	---	----------

MIDSIZE CARS

ACURA

RLX

A-S10, 3.5L, 6cyl	23	20/29	\$1,800	5	P
-------------------	----	-------	---------	---	---

RLX Hybrid

AM-S7, 3.5L, 6cyl	28	28/29	\$1,500	6	P HEV SS
-------------------	----	-------	---------	---	----------

ALFA ROMEO

Giulia

A-8, 2.0L, 4cyl	27	24/33	\$1,550	6	P T SS
A-8, 2.9L, 6cyl	20	17/25	\$2,100	4	P T SS

Giulia AWD

A-8, 2.0L, 4cyl	26	23/31	\$1,600	5	P T SS
-----------------	----	-------	---------	---	--------

AUDI

A5 Sportback quattro

AM-S7, 2.0L, 4cyl	27	24/32	\$1,550	6	P T SS
-------------------	----	-------	---------	---	--------

A6 quattro

AM-S7, 2.0L, 4cyl	27	24/32	\$1,550	6	P T MHEV SS
AM-S7, 3.0L, 6cyl	24	22/29	\$1,750	5	P T MHEV SS

A7 quattro

AM-S7, 3.0L, 6cyl	24	22/29	\$1,750	5	P T MHEV SS
-------------------	----	-------	---------	---	-------------

S5 Sportback

A-S8, 3.0L, 6cyl	23	20/27	\$1,800	5	P T SS
------------------	----	-------	---------	---	--------

S6

A-S8, 2.9L, 6cyl	22	18/28	\$1,900	4	P T MHEV SS
------------------	----	-------	---------	---	-------------

S7

A-S8, 2.9L, 6cyl	22	18/28	\$1,900	4	P T MHEV SS
------------------	----	-------	---------	---	-------------

Manufacturer Model Configuration (trans, eng size, cyl)	MPG		Annual Fuel Cost	GHG Rating	Notes
	Comb	City/Hwy			

BENTLEY

Flying Spur

AM-S8, 6.0L, 12cyl	15	12/19	\$2,800	2	P T Tax SS
--------------------	----	-------	---------	---	------------

Mulsanne

A-S8, 6.8L, 8cyl	12	10/16	\$3,500	1	P T Tax
------------------	----	-------	---------	---	---------

BMW

530i

A-S8, 2.0L, 4cyl	28	25/33	\$1,500	6	P T SS
------------------	----	-------	---------	---	--------

530i xDrive

A-S8, 2.0L, 4cyl	27	24/31	\$1,550	6	P T SS
------------------	----	-------	---------	---	--------

540i

A-S8, 3.0L, 6cyl	25	22/30	\$1,650	5	P T SS
------------------	----	-------	---------	---	--------

540i xDrive

A-S8, 3.0L, 6cyl	25	22/29	\$1,650	5	P T SS
------------------	----	-------	---------	---	--------

840i Gran Coupe

A-S8, 3.0L, 6cyl	24	22/29	\$1,750	5	P T SS
------------------	----	-------	---------	---	--------

840i xDrive Gran Coupe

A-S8, 3.0L, 6cyl	23	20/27	\$1,800	5	P T SS
------------------	----	-------	---------	---	--------

M5

A-S8, 4.4L, 8cyl	17	15/21	\$2,450	3	P T Tax SS
------------------	----	-------	---------	---	------------

M5 Competition

A-S8, 4.4L, 8cyl	17	15/21	\$2,450	3	P T Tax SS
------------------	----	-------	---------	---	------------

M550i xDrive

A-S8, 4.4L, 8cyl	20	18/25	\$2,100	4	P T SS
------------------	----	-------	---------	---	--------

M8 Competition Gran Coupe

A-S8, 4.4L, 8cyl	17	15/21	\$2,450	3	P T Tax SS
------------------	----	-------	---------	---	------------

M8 Gran Coupe

A-S8, 4.4L, 8cyl	17	15/21	\$2,450	3	P T Tax SS
------------------	----	-------	---------	---	------------

M850i xDrive Gran Coupe

A-S8, 4.4L, 8cyl	20	17/25	\$2,100	4	P T SS
------------------	----	-------	---------	---	--------

X2 M35i

A-S8, 2.0L, 4cyl	26	23/30	\$1,600	5	P T SS
------------------	----	-------	---------	---	--------

X2 sDrive28i

A-S8, 2.0L, 4cyl	27	24/32	\$1,550	6	P T SS
------------------	----	-------	---------	---	--------

X2 xDrive28i

A-S8, 2.0L, 4cyl	27	24/31	\$1,550	6	P T SS
------------------	----	-------	---------	---	--------

BUICK

Regal

A-S9, 2.0L, 4cyl	26	22/32	\$1,600	5	P R T
------------------	----	-------	---------	---	-------

Regal AWD

A-S8, 2.0L, 4cyl	24	21/29	\$1,750	5	P R T
A-S9, 3.6L, 6cyl	22	19/27	\$1,450	4	SS

CADILLAC

CT5

A-S10, 2.0L, 4cyl	26	23/32	\$1,600	5	P R T SS
A-S10, 3.0L, 6cyl	21	19/26	\$2,000	4	P R T SS

CT5 AWD

A-S10, 2.0L, 4cyl	25	21/31	\$1,650	5	P R T SS
A-S10, 3.0L, 6cyl	21	18/25	\$2,000	4	P R T SS

CT5 V

A-S10, 3.0L, 6cyl	21	18/26	\$2,000	4	P R T SS
-------------------	----	-------	---------	---	----------

Manufacturer Model Configuration (trans, eng size, cyl)	MPG		Annual Fuel Cost	GHG Rating	Notes
	Comb	City/Hwy			

CTS V AWD

A-S10, 3.0L, 6cyl	20	17/25	\$2,100	4	PRT SS
-------------------	----	-------	---------	---	--------

CHEVROLET

Malibu

AV, 1.5L, 4cyl	32	29/36	\$1,000	7	T SS
A-9, 2.0L, 4cyl	26	22/32	\$1,600	5	PR T

DODGE

Challenger

A-8, 3.6L, 6cyl	23	19/30	\$1,400	5	
A-8, 5.7L, 8cyl	19	16/25	\$2,000	3	Mid
M-6, 5.7L, 8cyl	18	15/23	\$2,300	3	PR
A-8, 6.4L, 8cyl	18	15/24	\$2,300	3	PR
M-6, 6.4L, 8cyl	17	14/23	\$2,450	3	PR Tax

Challenger AWD

A-8, 3.6L, 6cyl	21	18/27	\$1,500	4	
-----------------	----	-------	---------	---	--

Challenger SRT

A-8, 6.2L, 8cyl	16	13/22	\$2,600	2	PR S Tax
M-6, 6.2L, 8cyl	16	13/21	\$2,600	2	PR S Tax

Challenger SRT Widebody

A-8, 6.2L, 8cyl	15	13/21	\$2,800	2	PR S Tax
M-6, 6.2L, 8cyl	16	13/21	\$2,600	2	PR S Tax

Challenger Widebody

A-8, 6.4L, 8cyl	18	15/24	\$2,300	3	PR
M-6, 6.4L, 8cyl	17	14/23	\$2,450	3	PR Tax

FORD

Fusion AWD

A-S6, 2.0L, 4cyl	23	20/29	\$1,400	5	T
------------------	----	-------	---------	---	---

Fusion Energi Plug-in Hybrid

AV, 2.0L, 4cyl	See page 43.				PHEV SS
----------------	--------------	--	--	--	---------

Fusion FWD

A-S6, 1.5L, 4cyl	27	23/34	\$1,150	6	T SS
A-S6, 2.0L, 4cyl	25	21/31	\$1,250	5	T SS
A-6, 2.5L, 4cyl	24	21/31	\$1,300	5	

Fusion Hybrid FWD

AV, 2.0L, 4cyl	42	43/41	\$750	9	HEV SS
----------------	----	-------	-------	---	--------

Fusion Hybrid Taxi

AV, 2.0L, 4cyl	41	43/40	\$750	9	HEV SS
----------------	----	-------	-------	---	--------

Fusion Special Service PHEV

AV, 2.0L, 4cyl	See page 43.				PHEV SS
----------------	--------------	--	--	--	---------

HONDA

Accord 2.0T Sport/Touring

A-S10, 2.0L, 4cyl	26	22/32	\$1,200	5	T
-------------------	----	-------	---------	---	---

Civic 4Dr

AV, 1.5L, 4cyl	36	32/42	\$900	8	T
AV-S7, 1.5L, 4cyl	33	30/38	\$950	7	T
M-6, 1.5L, 4cyl	30	26/36	\$1,400	7	PT
AV, 2.0L, 4cyl	33	30/38	\$950	7	
AV-S7, 2.0L, 4cyl	32	29/37	\$1,000	7	
M-6, 2.0L, 4cyl	29	25/36	\$1,100	6	

Clarity Plug-in Hybrid

AV, 1.5L, 4cyl	See page 43.				PHEV SS
----------------	--------------	--	--	--	---------

Insight

AV, 1.5L, 4cyl	52	55/49	\$600	10	HEV SS
----------------	----	-------	-------	----	--------

Manufacturer Model Configuration (trans, eng size, cyl)	MPG		Annual Fuel Cost	GHG Rating	Notes
	Comb	City/Hwy			

Insight Touring

AV, 1.5L, 4cyl	48	51/45	\$650	10	HEV SS
----------------	----	-------	-------	----	--------

HYUNDAI

Elantra

AM-7, 1.4L, 4cyl	36	33/41	\$900	8	T
AM-7, 1.6L, 4cyl	29	26/33	\$1,100	6	T
AV, 2.0L, 4cyl	34	30/40	\$950	8	
M-6, 2.0L, 4cyl	30	26/37	\$1,050	7	

Elantra SE

AV, 2.0L, 4cyl	35	31/41	\$900	8	
----------------	----	-------	-------	---	--

Ioniq Electric

A-1	133	145/121	\$500	10	EV
-----	-----	---------	-------	----	----

Ioniq Plug-in Hybrid

AM-6, 1.6L, 4cyl	See page 43.				PHEV SS
------------------	--------------	--	--	--	---------

Venue

AV, 1.6L, 4cyl	32	30/34	\$1,000	7	
M-6, 1.6L, 4cyl	30	27/35	\$1,050	7	

INFINITI

Q50

A-S7, 3.0L, 6cyl	23	20/29	\$1,800	5	PRT
------------------	----	-------	---------	---	-----

Q50 AWD

A-S7, 3.0L, 6cyl	22	19/27	\$1,900	4	PRT
------------------	----	-------	---------	---	-----

Q50 Red Sport

A-S7, 3.0L, 6cyl	22	20/26	\$1,900	4	PRT
------------------	----	-------	---------	---	-----

Q50 Red Sport AWD

A-S7, 3.0L, 6cyl	22	19/26	\$1,900	4	PRT
------------------	----	-------	---------	---	-----

JAGUAR

XF

A-S8, 2.0L, 4cyl	28	25/34	\$1,500	6	PT SS
------------------	----	-------	---------	---	-------

XF 30t

A-S8, 2.0L, 4cyl	26	23/31	\$1,600	5	PT SS
------------------	----	-------	---------	---	-------

XF AWD

A-S8, 2.0L, 4cyl	27	23/33	\$1,550	6	PT SS
A-S8, 3.0L, 6cyl	23	20/28	\$1,800	5	PS SS

XF AWD 30t

A-S8, 2.0L, 4cyl	25	22/31	\$1,650	5	PT SS
------------------	----	-------	---------	---	-------

KIA

Forte

AM-7, 1.6L, 4cyl	30	27/35	\$1,050	7	T
M-6, 1.6L, 4cyl	28	25/32	\$1,150	6	T
AV, 2.0L, 4cyl	33	29/40	\$950	7	
M-6, 2.0L, 4cyl	31	27/37	\$1,000	7	

Forte FE

AV, 2.0L, 4cyl	35	31/41	\$900	8	
----------------	----	-------	-------	---	--

Optima Hybrid

AM-6, 2.0L, 4cyl	42	40/45	\$750	9	HEV SS
------------------	----	-------	-------	---	--------

Optima Plug-in Hybrid

AM-6, 2.0L, 4cyl	See page 43.				PHEV SS
------------------	--------------	--	--	--	---------

Stinger AWD

A-S8, 2.0L, 4cyl	24	21/29	\$1,750	5	PT SS
A-S8, 3.3L, 6cyl	20	17/25	\$2,100	4	PT SS

Manufacturer Model Configuration (trans, eng size, cyl)	MPG		Annual Fuel Cost	GHG Rating	Notes
	Comb	City/Hwy			

Stinger RWD

A-S8, 2.0L, 4cyl	25	22/29	\$1,650	5	P T SS
A-S8, 3.3L, 6cyl	20	17/25	\$2,100	4	P T SS

LEXUS

ES 300h

AV-S6, 2.5L, 4cyl	44	43/44	\$700	9	HEV SS
-------------------	----	-------	-------	---	--------

ES 350

A-S8, 3.5L, 6cyl	26	22/32	\$1,200	5	
------------------	----	-------	---------	---	--

ES 350 F Sport

A-S8, 3.5L, 6cyl	25	22/31	\$1,250	5	
------------------	----	-------	---------	---	--

GS 350

A-S8, 3.5L, 6cyl	23	20/28	\$1,800	5	PR
------------------	----	-------	---------	---	----

GS 350 AWD

A-S6, 3.5L, 6cyl	21	19/26	\$2,000	4	PR
------------------	----	-------	---------	---	----

GS 350 F Sport

A-S8, 3.5L, 6cyl	22	19/27	\$1,900	4	PR
------------------	----	-------	---------	---	----

LS 500

A-S10, 3.4L, 6cyl	23	19/30	\$1,800	5	PR T
-------------------	----	-------	---------	---	------

LS 500 AWD

A-S10, 3.4L, 6cyl	21	18/27	\$2,000	4	PR T
-------------------	----	-------	---------	---	------

LS 500h

AV-S10, 3.5L, 6cyl	28	25/33	\$1,500	6	PR HEV SS
--------------------	----	-------	---------	---	-----------

LS 500h AWD

AV-S10, 3.5L, 6cyl	26	23/31	\$1,600	5	PR HEV SS
--------------------	----	-------	---------	---	-----------

UX 200

AV-S10, 2.0L, 4cyl	33	29/37	\$950	7	
--------------------	----	-------	-------	---	--

LINCOLN

MKZ AWD

A-S6, 2.0L, 4cyl	23	20/29	\$1,400	5	T
A-S6, 3.0L, 6cyl	20	17/26	\$1,600	4	T

MKZ FWD

A-S6, 2.0L, 4cyl	24	20/31	\$1,300	5	T
A-S6, 3.0L, 6cyl	21	18/27	\$1,500	4	T

MKZ Hybrid FWD

AV, 2.0L, 4cyl	41	42/39	\$750	9	HEV SS
----------------	----	-------	-------	---	--------

MASERATI

Ghibli

A-8, 3.0L, 6cyl	19	17/24	\$2,200	3	P R T SS
-----------------	----	-------	---------	---	----------

Ghibli S

A-8, 3.0L, 6cyl	19	17/24	\$2,200	3	P R T SS
-----------------	----	-------	---------	---	----------

Ghibli SQ4

A-8, 3.0L, 6cyl	19	16/24	\$2,200	3	P R T SS
-----------------	----	-------	---------	---	----------

MAZDA

3 5-Door 2WD

A-S6, 2.5L, 4cyl	30	26/35	\$1,050	7	
M-6, 2.5L, 4cyl	29	25/35	\$1,100	6	

3 5-Door 4WD

A-S6, 2.5L, 4cyl	27	24/32	\$1,150	6	
------------------	----	-------	---------	---	--

6

A-S6, 2.5L, 4cyl	29	26/35	\$1,100	6	
A-S6, 2.5L, 4cyl	26	23/31	\$1,200	5	T

Manufacturer Model Configuration (trans, eng size, cyl)	MPG		Annual Fuel Cost	GHG Rating	Notes
	Comb	City/Hwy			

MERCEDES-BENZ

AMG E53 4matic Plus

A-9, 3.0L, 6cyl	24	21/28	\$1,750	5	PR MHEV SS
-----------------	----	-------	---------	---	------------

AMG E63 S 4matic Plus

A-9, 4.0L, 8cyl	18	15/23	\$2,300	3	P R T SS
-----------------	----	-------	---------	---	----------

E350

A-9, 2.0L, 4cyl	26	23/32	\$1,600	5	P R T SS
-----------------	----	-------	---------	---	----------

E350 4matic

A-9, 2.0L, 4cyl	25	22/30	\$1,650	5	P R T SS
-----------------	----	-------	---------	---	----------

E450 4matic

A-9, 3.0L, 6cyl	23	20/28	\$1,800	5	P R T SS
-----------------	----	-------	---------	---	----------

MINI

Cooper Countryman

AM-S7, 1.5L, 3cyl	29	26/33	\$1,450	6	P T SS
-------------------	----	-------	---------	---	--------

Cooper Countryman All4

A-S8, 1.5L, 3cyl	27	24/33	\$1,550	6	PT
------------------	----	-------	---------	---	----

Cooper S Clubman

AM-S7, 2.0L, 4cyl	29	26/34	\$1,450	6	PT
-------------------	----	-------	---------	---	----

Cooper S Clubman All4

A-S8, 2.0L, 4cyl	26	23/32	\$1,600	5	P T SS
------------------	----	-------	---------	---	--------

Cooper S Countryman

AM-S7, 2.0L, 4cyl	28	24/33	\$1,500	6	PT
-------------------	----	-------	---------	---	----

Cooper S Countryman All4

A-S8, 2.0L, 4cyl	26	23/31	\$1,600	5	P T SS
------------------	----	-------	---------	---	--------

Cooper SE Countryman All4

A-S6, 1.5L, 3cyl	See page 43.				P T PHEV SS
------------------	--------------	--	--	--	-------------

JCW Countryman All4

A-S8, 2.0L, 4cyl	26	23/30	\$1,600	5	P T SS
------------------	----	-------	---------	---	--------

John Cooper Works Clubman All4

A-S8, 2.0L, 4cyl	26	23/31	\$1,600	5	P T SS
------------------	----	-------	---------	---	--------

NISSAN

Altima

AV, 2.5L, 4cyl	32	28/39	\$1,000	7	
----------------	----	-------	---------	---	--

Altima AWD

AV, 2.5L, 4cyl	30	26/36	\$1,050	7	
----------------	----	-------	---------	---	--

Altima AWD SR/Platinum

AV, 2.5L, 4cyl	29	25/35	\$1,100	6	
----------------	----	-------	---------	---	--

Altima SR/Platinum

AV, 2.0L, 4cyl	29	25/34	\$1,100	6	T
AV, 2.5L, 4cyl	31	27/37	\$1,000	7	

Kicks

AV, 1.6L, 4cyl	33	31/36	\$950	7	
----------------	----	-------	-------	---	--

Leaf (40 kW-hr battery pack)

A-1	111	123/99	\$600	10	EV
-----	-----	--------	-------	----	----

Leaf (62 kW-hr battery pack)

A-1	108	118/97	\$600	10	EV
-----	-----	--------	-------	----	----

Leaf SV/SL (62 kW-hr battery pack)

A-1	104	114/94	\$650	10	EV
-----	-----	--------	-------	----	----

Maxima

AV-S7, 3.5L, 6cyl	24	20/30	\$1,750	5	P
-------------------	----	-------	---------	---	---

Manufacturer Model Configuration (trans, eng size, cyl)	MPG		Annual Fuel Cost	GHG Rating	Notes
	Comb	City/Hwy			

Sentra

AV, 2.0L, 4cyl	33	29/39	\$950	7	
----------------	----	-------	-------	---	--

Sentra SR

AV, 2.0L, 4cyl	32	28/37	\$1,000	7	
----------------	----	-------	---------	---	--

ROLLS-ROYCE

Wraith

A-S8, 6.6L, 12cyl	14	12/18	\$3,000	1	P T Tax
-------------------	----	-------	---------	---	---------

SUBARU

Impreza 4-Door

AV-S7, 2.0L, 4cyl	31	28/36	\$1,000	7	
-------------------	----	-------	---------	---	--

M-5, 2.0L, 4cyl	26	23/31	\$1,200	5	
-----------------	----	-------	---------	---	--

Impreza Sport 4-Door

AV-S7, 2.0L, 4cyl	30	27/36	\$1,050	7	
-------------------	----	-------	---------	---	--

M-5, 2.0L, 4cyl	26	23/31	\$1,200	5	
-----------------	----	-------	---------	---	--

TESLA

Model 3 Long Range

A-1	130	136/123	\$500	10	EV
-----	-----	---------	-------	----	----

Model 3 Long Range AWD

A-1	121	124/116	\$550	10	EV
-----	-----	---------	-------	----	----

Model 3 Long Range Performance AWD (18in)

A-1	121	124/116	\$550	10	EV
-----	-----	---------	-------	----	----

Model 3 Long Range Performance AWD (19in)

A-1	116	119/112	\$550	10	EV
-----	-----	---------	-------	----	----

Model 3 Long Range Performance AWD (20in)

A-1	113	118/107	\$600	10	EV
-----	-----	---------	-------	----	----

Model 3 Mid Range

A-1	123	128/117	\$550	10	EV
-----	-----	---------	-------	----	----

Model 3 Standard Range

A-1	131	138/124	\$500	10	EV
-----	-----	---------	-------	----	----

Model 3 Standard Range Plus

A-1	141	148/132	\$450	10	EV
-----	-----	---------	-------	----	----

TOYOTA

Avalon

A-S8, 3.5L, 6cyl	25	22/31	\$1,250	5	
------------------	----	-------	---------	---	--

Avalon Hybrid

AV-S6, 2.5L, 4cyl	43	43/43	\$750	9	HEV SS
-------------------	----	-------	-------	---	--------

Avalon Hybrid XLE

AV-S6, 2.5L, 4cyl	44	43/44	\$700	9	HEV SS
-------------------	----	-------	-------	---	--------

Avalon XLE

A-S8, 3.5L, 6cyl	26	22/32	\$1,200	5	
------------------	----	-------	---------	---	--

Camry

A-S8, 2.5L, 4cyl	34	29/41	\$950	8	
------------------	----	-------	-------	---	--

A-S8, 3.5L, 6cyl	26	22/33	\$1,200	5	
------------------	----	-------	---------	---	--

Camry AWD LE/SE

A-S8, 2.5L, 4cyl	29	25/34	\$1,100	6	
------------------	----	-------	---------	---	--

Camry AWD XLE/XSE

A-S8, 2.5L, 4cyl	28	25/34	\$1,150	6	
------------------	----	-------	---------	---	--

Camry Hybrid LE

AV-S6, 2.5L, 4cyl	52	51/53	\$600	10	HEV SS
-------------------	----	-------	-------	----	--------

Manufacturer Model Configuration (trans, eng size, cyl)	MPG		Annual Fuel Cost	GHG Rating	Notes
	Comb	City/Hwy			

Camry Hybrid XLE/SE

AV-S6, 2.5L, 4cyl	46	44/47	\$700	10	HEV SS
-------------------	----	-------	-------	----	--------

Camry LE/SE

A-S8, 2.5L, 4cyl	32	28/39	\$1,000	7	
------------------	----	-------	---------	---	--

Camry TRD

A-S8, 3.5L, 6cyl	25	22/31	\$1,250	5	
------------------	----	-------	---------	---	--

Camry XLE/XSE

A-S8, 2.5L, 4cyl	31	27/38	\$1,000	7	
------------------	----	-------	---------	---	--

Camry XSE

A-S8, 3.5L, 6cyl	26	22/32	\$1,200	5	
------------------	----	-------	---------	---	--

Prius

AV, 1.8L, 4cyl	52	54/50	\$600	10	HEV SS
----------------	----	-------	-------	----	--------

Prius AWD

AV, 1.8L, 4cyl	50	52/48	\$650	10	PT4 HEV SS
----------------	----	-------	-------	----	------------

Prius Eco

AV, 1.8L, 4cyl	56	58/53	\$550	10	HEV SS
----------------	----	-------	-------	----	--------

Prius Prime

AV, 1.8L, 4cyl		See page 43.			PHEV SS
----------------	--	--------------	--	--	---------

VOLKSWAGEN

Passat

A-S6, 2.0L, 4cyl	27	23/34	\$1,150	6	T SS
------------------	----	-------	---------	---	------

VOLVO

S90 AWD

A-S8, 2.0L, 4cyl	25	21/31	\$1,650	5	PRT S SS
------------------	----	-------	---------	---	----------

S90 AWD PHEV

A-S8, 2.0L, 4cyl		See page 43.			PRT S PHEV SS
------------------	--	--------------	--	--	---------------

LARGE CARS

AUDI

A8 L

A-S8, 3.0L, 6cyl		See page 43.			P T PHEV SS
------------------	--	--------------	--	--	-------------

A-S8, 3.0L, 6cyl	21	17/26	\$2,000	4	P T MHEV SS
------------------	----	-------	---------	---	-------------

A-S8, 4.0L, 8cyl	18	15/23	\$2,300	3	P T MHEV SS
------------------	----	-------	---------	---	-------------

S8

A-S8, 4.0L, 8cyl	16	13/22	\$2,600	2	P T Tax MHEV SS
------------------	----	-------	---------	---	-----------------

BMW

740i

A-S8, 3.0L, 6cyl	24	22/29	\$1,750	5	P T SS
------------------	----	-------	---------	---	--------

740i xDrive

A-S8, 3.0L, 6cyl	23	20/28	\$1,800	5	P T SS
------------------	----	-------	---------	---	--------

745e xDrive

A-S8, 3.0L, 6cyl		See page 43.			P T PHEV SS
------------------	--	--------------	--	--	-------------

750i xDrive

A-S8, 4.4L, 8cyl	20	17/25	\$2,100	4	P T SS
------------------	----	-------	---------	---	--------

Alpina B7

A-S8, 4.4L, 8cyl	20	17/25	\$2,100	4	P T SS
------------------	----	-------	---------	---	--------

M760i xDrive

A-S8, 6.6L, 12cyl	16	13/20	\$2,600	2	P T Tax SS
-------------------	----	-------	---------	---	------------

X1 sDrive28i

A-S8, 2.0L, 4cyl	27	24/33	\$1,550	6	P T SS
------------------	----	-------	---------	---	--------

Manufacturer Model Configuration (trans, eng size, cyl)	MPG		Annual Fuel Cost	GHG Rating	Notes
	Comb	City/Hwy			
X1 xDrive28i					
A-S8, 2.0L, 4cyl	26	23/31	\$1,600	5	P T SS

CADILLAC

CT6 AWD

A-S10, 3.6L, 6cyl	21	18/27	\$1,500	4	SS
A-S10, 4.2L, 8cyl	17	14/25	\$2,450	3	PR T Tax SS

CHEVROLET

Impala

A-S6, 3.6L, 6cyl	22	19/28	\$1,450	4	
A-S6, 3.6L, 6cyl	22	18/28	\$1,450	4	Gas
	16	14/20	\$1,850	4	E85

CHRYSLER

300

A-8, 3.6L, 6cyl	23	19/30	\$1,400	5	
A-8, 5.7L, 8cyl	19	16/25	\$2,000	3	Mid

300 AWD

A-8, 3.6L, 6cyl	21	18/27	\$1,500	4	
-----------------	----	-------	---------	---	--

DODGE

Charger

A-8, 3.6L, 6cyl	23	19/30	\$1,400	5	
A-8, 5.7L, 8cyl	19	16/25	\$2,000	3	Mid
A-8, 6.4L, 8cyl	18	15/24	\$2,300	3	PR

Charger AWD

A-8, 3.6L, 6cyl	21	18/27	\$1,500	4	
-----------------	----	-------	---------	---	--

Charger SRT Widebody

A-8, 6.2L, 8cyl	15	12/21	\$2,800	2	PR S Tax
-----------------	----	-------	---------	---	----------

Charger Widebody

A-8, 6.4L, 8cyl	18	15/24	\$2,300	3	PR
-----------------	----	-------	---------	---	----

GENESIS

G80 AWD

A-S8, 3.3L, 6cyl	20	17/24	\$2,100	4	P T
A-S8, 3.8L, 6cyl	20	18/24	\$1,600	4	
A-S8, 5.0L, 8cyl	18	15/23	\$2,300	3	P

G80 RWD

A-S8, 3.3L, 6cyl	20	17/25	\$2,100	4	P T
A-S8, 3.8L, 6cyl	21	18/26	\$1,500	4	
A-S8, 5.0L, 8cyl	19	16/24	\$2,200	3	P

G90 AWD

A-S8, 3.3L, 6cyl	20	17/25	\$2,100	4	P T
A-S8, 5.0L, 8cyl	18	15/23	\$2,300	3	P

G90 RWD

A-S8, 3.3L, 6cyl	20	17/25	\$2,100	4	P T
A-S8, 5.0L, 8cyl	19	16/24	\$2,200	3	P

HONDA

Accord

AV, 1.5L, 4cyl	33	30/38	\$950	7	T
AV-S7, 1.5L, 4cyl	31	29/35	\$1,000	7	T
M-6, 1.5L, 4cyl	30	26/35	\$1,050	7	T
A-S10, 2.0L, 4cyl	27	23/34	\$1,150	6	T
M-6, 2.0L, 4cyl	26	22/32	\$1,200	5	T

Manufacturer Model Configuration (trans, eng size, cyl)	MPG		Annual Fuel Cost	GHG Rating	Notes
	Comb	City/Hwy			
Accord Hybrid					
AV, 2.0L, 4cyl	48	48/47	\$650	10	HEV SS

Civic 5Dr

AV, 1.5L, 4cyl	34	31/40	\$950	8	T
AV-S7, 1.5L, 4cyl	32	29/35	\$1,300	7	P T
M-6, 1.5L, 4cyl	32	29/37	\$1,300	7	P T
M-6, 2.0L, 4cyl	25	22/28	\$1,650	5	P T

HYUNDAI

Elantra GT

AM-S7, 1.6L, 4cyl	28	25/32	\$1,150	6	T
M-6, 1.6L, 4cyl	26	23/30	\$1,200	5	T
A-S6, 2.0L, 4cyl	27	25/32	\$1,150	6	

Ioniq

AM-6, 1.6L, 4cyl	55	55/54	\$600	10	HEV SS
------------------	----	-------	-------	----	--------

Ioniq Blue

AM-6, 1.6L, 4cyl	58	57/59	\$550	10	HEV SS
------------------	----	-------	-------	----	--------

Sonata

A-S8, 1.6L, 4cyl	31	27/36	\$1,000	7	T
A-S8, 2.5L, 4cyl	32	28/38	\$1,000	7	SS
A-S8, 2.5L, 4cyl	31	27/37	\$1,000	7	

Sonata Hybrid

AM-S6, 2.0L, 4cyl	47	45/51	\$650	10	HEV SS
-------------------	----	-------	-------	----	--------

Sonata Hybrid Blue

AM-S6, 2.0L, 4cyl	52	50/54	\$600	10	HEV SS
-------------------	----	-------	-------	----	--------

KIA

Cadenza

A-S8, 3.3L, 6cyl	23	20/28	\$1,400	5	
------------------	----	-------	---------	---	--

K900

A-S8, 3.3L, 6cyl	21	18/25	\$2,000	4	P T SS
------------------	----	-------	---------	---	--------

Optima

AM-7, 1.6L, 4cyl	31	27/37	\$1,000	7	T
A-S6, 2.0L, 4cyl	24	21/30	\$1,300	5	T
A-S6, 2.4L, 4cyl	27	24/32	\$1,150	6	

Optima FE

A-S6, 2.4L, 4cyl	29	25/35	\$1,100	6	
------------------	----	-------	---------	---	--

LINCOLN

Continental AWD

A-S6, 2.7L, 6cyl	20	17/25	\$1,600	4	T
A-S6, 3.0L, 6cyl	19	16/24	\$1,650	3	T
A-S6, 3.7L, 6cyl	19	16/24	\$1,650	3	

Continental FWD

A-S6, 2.7L, 6cyl	21	18/27	\$1,500	4	T
A-S6, 3.7L, 6cyl	20	17/26	\$1,600	4	

Continental Coach

A-S6, 3.0L, 6cyl	19	16/24	\$1,650	3	T
------------------	----	-------	---------	---	---

MASERATI

Quattroporte GTS

A-8, 3.8L, 8cyl	17	15/22	\$2,450	3	PR T Tax SS
-----------------	----	-------	---------	---	-------------

Quattroporte S

A-8, 3.0L, 6cyl	19	17/24	\$2,200	3	PR T SS
-----------------	----	-------	---------	---	---------

Quattroporte SQ4

A-8, 3.0L, 6cyl	18	16/23	\$2,300	3	PR T SS
-----------------	----	-------	---------	---	---------

Manufacturer Model Configuration (trans, eng size, cyl)	MPG		Annual Fuel Cost	GHG Rating	Notes
	Comb	City/Hwy			

MERCEDES-BENZ

AMG S63 4matic Plus

A-9, 4.0L, 8cyl	20	17/26	\$2,100	4	PRT SS
-----------------	----	-------	---------	---	--------

AMG S65

A-7, 6.0L, 12cyl	16	13/22	\$2,600	2	PRT Tax SS
------------------	----	-------	---------	---	------------

Maybach S650

A-7, 6.0L, 12cyl	16	13/21	\$2,600	2	PRT Tax SS
------------------	----	-------	---------	---	------------

S450

A-9, 3.0L, 6cyl	22	19/28	\$1,900	4	PRT SS
-----------------	----	-------	---------	---	--------

S450 4matic

A-9, 3.0L, 6cyl	22	18/28	\$1,900	4	PRT SS
-----------------	----	-------	---------	---	--------

S560

A-9, 4.0L, 8cyl	21	17/27	\$2,000	4	PRT SS
-----------------	----	-------	---------	---	--------

S560 4matic

A-9, 4.0L, 8cyl	21	17/27	\$2,000	4	PRT SS
-----------------	----	-------	---------	---	--------

S560 4matic Maybach

A-9, 4.0L, 8cyl	19	16/25	\$2,200	3	PRT SS
-----------------	----	-------	---------	---	--------

S560e

A-9, 3.0L, 6cyl		See page 43.			PRT PHEV SS
-----------------	--	--------------	--	--	-------------

PORSCHE

Panamera

AM-S8, 3.0L, 6cyl	22	19/27	\$1,900	4	PRT SS
-------------------	----	-------	---------	---	--------

Panamera 4

AM-S8, 3.0L, 6cyl	22	19/26	\$1,900	4	PRT SS
-------------------	----	-------	---------	---	--------

Panamera 4 e-Hybrid

AM-S8, 2.9L, 6cyl		See page 43.			P T PHEV SS
-------------------	--	--------------	--	--	-------------

Panamera 4 e-Hybrid Executive

AM-S8, 2.9L, 6cyl		See page 43.			P T PHEV SS
-------------------	--	--------------	--	--	-------------

Panamera 4 e-Hybrid ST

AM-S8, 2.9L, 6cyl		See page 43.			P T PHEV SS
-------------------	--	--------------	--	--	-------------

Panamera 4 Executive

AM-S8, 3.0L, 6cyl	22	19/26	\$1,900	4	PRT SS
-------------------	----	-------	---------	---	--------

Panamera 4 ST

AM-S8, 3.0L, 6cyl	22	19/26	\$1,900	4	PRT SS
-------------------	----	-------	---------	---	--------

Panamera 4S

AM-S8, 2.9L, 6cyl	21	18/26	\$2,000	4	PRT SS
-------------------	----	-------	---------	---	--------

Panamera 4S Executive

AM-S8, 2.9L, 6cyl	21	18/26	\$2,000	4	PRT SS
-------------------	----	-------	---------	---	--------

Panamera 4S ST

AM-S8, 2.9L, 6cyl	20	18/24	\$2,100	4	PRT SS
-------------------	----	-------	---------	---	--------

Panamera GTS

AM-S8, 4.0L, 8cyl	19	16/23	\$2,200	3	PRT SS
-------------------	----	-------	---------	---	--------

Panamera GTS ST

AM-S8, 4.0L, 8cyl	18	15/22	\$2,300	3	PRT SS
-------------------	----	-------	---------	---	--------

Panamera Turbo

AM-S8, 4.0L, 8cyl	21	18/25	\$2,000	4	PRT SS
-------------------	----	-------	---------	---	--------

Panamera Turbo Exec

AM-S8, 4.0L, 8cyl	21	18/25	\$2,000	4	PRT SS
-------------------	----	-------	---------	---	--------

Panamera Turbo S e-Hybrid

AM-S8, 4.0L, 8cyl		See page 43.			P T PHEV SS
-------------------	--	--------------	--	--	-------------

Panamera Turbo S e-Hybrid Executive

AM-S8, 4.0L, 8cyl		See page 43.			P T PHEV SS
-------------------	--	--------------	--	--	-------------

Manufacturer Model Configuration (trans, eng size, cyl)	MPG		Annual Fuel Cost	GHG Rating	Notes
	Comb	City/Hwy			

Panamera Turbo S e-Hybrid ST

AM-S8, 4.0L, 8cyl		See page 43.			PT PHEV SS
-------------------	--	--------------	--	--	------------

Panamera Turbo ST

AM-S8, 4.0L, 8cyl	20	18/23	\$2,100	4	PRT SS
-------------------	----	-------	---------	---	--------

Taycan 4S Perf Battery Plus

A-2	69	68/71	\$950	10	EV
-----	----	-------	-------	----	----

Taycan Turbo

A-2	69	68/71	\$950	10	EV
-----	----	-------	-------	----	----

Taycan Turbo S

A-2	68	67/68	\$950	10	EV
-----	----	-------	-------	----	----

ROLLS-ROYCE

Ghost

A-S8, 6.6L, 12cyl	14	12/18	\$3,000	1	PT Tax
-------------------	----	-------	---------	---	--------

Ghost EWB

A-S8, 6.6L, 12cyl	14	12/18	\$3,000	1	PT Tax
-------------------	----	-------	---------	---	--------

Phantom

A-S8, 6.7L, 12cyl	14	12/20	\$3,000	1	PT Tax
-------------------	----	-------	---------	---	--------

Phantom EWB

A-S8, 6.7L, 12cyl	14	12/20	\$3,000	1	PT Tax
-------------------	----	-------	---------	---	--------

SUBARU

Legacy AWD

AV-S8, 2.4L, 4cyl	27	24/32	\$1,150	6	T SS
-------------------	----	-------	---------	---	------

AV-S8, 2.5L, 4cyl	30	27/35	\$1,050	7	SS
-------------------	----	-------	---------	---	----

TESLA

Model S Long Range

A-1	111	115/107	\$600	10	EV
-----	-----	---------	-------	----	----

Model S Long Range Plus

A-1	117	121/112	\$550	10	EV
-----	-----	---------	-------	----	----

Model S Performance (19in Wheels)

A-1	104	104/104	\$650	10	EV
-----	-----	---------	-------	----	----

Model S Performance (21in Wheels)

A-1	97	98/96	\$700	10	EV
-----	----	-------	-------	----	----

Model S Standard Range

A-1	109	113/105	\$600	10	EV
-----	-----	---------	-------	----	----

VOLKSWAGEN

Arteon

A-S8, 2.0L, 4cyl	25	22/29	\$1,650	5	PT SS
------------------	----	-------	---------	---	-------

Arteon 4motion

A-S8, 2.0L, 4cyl	23	20/29	\$1,800	5	PT SS
------------------	----	-------	---------	---	-------

SMALL STATION WAGONS

AUDI

A4 allroad quattro

AM-S7, 2.0L, 4cyl	26	23/31	\$1,600	5	PT SS
-------------------	----	-------	---------	---	-------

BUICK

Regal TourX AWD

A-S8, 2.0L, 4cyl	24	21/29	\$1,750	5	PRT
------------------	----	-------	---------	---	-----

Manufacturer Model Configuration (trans, eng size, cyl)	MPG		Annual Fuel Cost	GHG Rating	Notes
	Comb	City/Hwy			

CHEVROLET

Bolt EV

▶ AV	118	127/108	\$550	10	EV
------	-----	---------	-------	----	----

Sonic 5

A-S6, 1.4L, 4cyl	29	26/34	\$1,100	6	T
------------------	----	-------	---------	---	---

FIAT

500 L

A-6, 1.4L, 4cyl	25	22/30	\$1,650	5	P T
-----------------	----	-------	---------	---	-----

HONDA

Fit

AV, 1.5L, 4cyl	36	33/40	\$900	8	
----------------	----	-------	-------	---	--

AV-S7, 1.5L, 4cyl	33	31/36	\$950	7	
-------------------	----	-------	-------	---	--

M-6, 1.5L, 4cyl	31	29/36	\$1,000	7	
-----------------	----	-------	---------	---	--

HR-V AWD

AV, 1.8L, 4cyl	29	27/31	\$1,100	6	
----------------	----	-------	---------	---	--

AV-S7, 1.8L, 4cyl	28	26/31	\$1,150	6	
-------------------	----	-------	---------	---	--

HR-V FWD

AV, 1.8L, 4cyl	30	28/34	\$1,050	7	
----------------	----	-------	---------	---	--

AV-S7, 1.8L, 4cyl	30	28/34	\$1,050	7	
-------------------	----	-------	---------	---	--

KIA

Niro

AM-6, 1.6L, 4cyl	49	51/46	\$650	10	HEV SS
------------------	----	-------	-------	----	--------

Niro Electric

A-1	112	123/102	\$600	10	EV
-----	-----	---------	-------	----	----

Niro FE

▶ AM-6, 1.6L, 4cyl	50	52/49	\$650	10	HEV SS
--------------------	----	-------	-------	----	--------

Niro Plug-in Hybrid

AM-6, 1.6L, 4cyl	See page 43.				PHEV SS
------------------	--------------	--	--	--	---------

Niro Touring

AM-6, 1.6L, 4cyl	43	46/40	\$750	9	HEV SS
------------------	----	-------	-------	---	--------

Soul

AM-S7, 1.6L, 4cyl	29	27/32	\$1,100	6	T
-------------------	----	-------	---------	---	---

AV, 2.0L, 4cyl	30	27/33	\$1,050	7	
----------------	----	-------	---------	---	--

M-6, 2.0L, 4cyl	27	25/31	\$1,150	6	
-----------------	----	-------	---------	---	--

Soul Eco dynamics

AV, 2.0L, 4cyl	31	29/35	\$1,000	7	
----------------	----	-------	---------	---	--

Soul Electric

A-1	114	127/101	\$550	10	EV
-----	-----	---------	-------	----	----

NISSAN

Rogue Sport

AV-S8, 2.0L, 4cyl	28	25/32	\$1,150	6	
-------------------	----	-------	---------	---	--

Rogue Sport AWD

AV-S8, 2.0L, 4cyl	27	24/30	\$1,150	6	
-------------------	----	-------	---------	---	--

SUBARU

Impreza 5-Door

AV-S7, 2.0L, 4cyl	31	28/36	\$1,000	7	
-------------------	----	-------	---------	---	--

M-5, 2.0L, 4cyl	26	24/31	\$1,200	5	
-----------------	----	-------	---------	---	--

Impreza Sport 5-Door

AV-S7, 2.0L, 4cyl	30	27/35	\$1,050	7	
-------------------	----	-------	---------	---	--

M-5, 2.0L, 4cyl	25	22/30	\$1,250	5	
-----------------	----	-------	---------	---	--

Manufacturer Model Configuration (trans, eng size, cyl)	MPG		Annual Fuel Cost	GHG Rating	Notes
	Comb	City/Hwy			

VOLVO

V60 AWD PHEV

A-S8, 2.0L, 4cyl	See page 43.				PRT S PHEV SS
------------------	--------------	--	--	--	---------------

V60 CC AWD

A-S8, 2.0L, 4cyl	25	22/31	\$1,650	5	PRT SS
------------------	----	-------	---------	---	--------

V60 FWD

A-S8, 2.0L, 4cyl	27	23/34	\$1,550	6	PRT SS
------------------	----	-------	---------	---	--------

MIDSIZE STATION WAGONS

AUDI

A6 Allroad

AM-S7, 3.0L, 6cyl	22	20/26	\$1,900	4	PT MHEV SS
-------------------	----	-------	---------	---	------------

JAGUAR

XF Sportbrake AWD

A-S8, 2.0L, 4cyl	24	21/28	\$1,750	5	PT SS
------------------	----	-------	---------	---	-------

A-S8, 3.0L, 6cyl	21	18/25	\$2,000	4	P S SS
------------------	----	-------	---------	---	--------

MERCEDES-BENZ

AMG E63 S 4matic Plus (wagon)

A-9, 4.0L, 8cyl	19	16/23	\$2,200	3	PRT SS
-----------------	----	-------	---------	---	--------

E450 4matic (station wagon)

A-9, 3.0L, 6cyl	22	19/26	\$1,900	4	PRT SS
-----------------	----	-------	---------	---	--------

NISSAN

Murano AWD

AV-S7, 3.5L, 6cyl	23	20/28	\$1,400	5	
-------------------	----	-------	---------	---	--

Murano FWD

AV-S7, 3.5L, 6cyl	23	20/28	\$1,400	5	
-------------------	----	-------	---------	---	--

ROLLS-ROYCE

Cullinan

A-S8, 6.7L, 12cyl	14	12/20	\$3,000	1	PT Tax
-------------------	----	-------	---------	---	--------

Cullinan Black Badge

A-S8, 6.7L, 12cyl	14	12/20	\$3,000	1	PT Tax
-------------------	----	-------	---------	---	--------

VOLVO

V90 AWD

A-S8, 2.0L, 4cyl	25	21/31	\$1,650	5	PRT S SS
------------------	----	-------	---------	---	----------

V90 CC AWD

A-S8, 2.0L, 4cyl	24	20/30	\$1,750	5	PRT S SS
------------------	----	-------	---------	---	----------

V90 FWD

▶ A-S8, 2.0L, 4cyl	26	22/33	\$1,600	5	PRT SS
--------------------	----	-------	---------	---	--------

SMALL PICKUP TRUCKS 2WD

CHEVROLET

Colorado 2WD

A-6, 2.5L, 4cyl	22	20/26	\$1,450	4	
-----------------	----	-------	---------	---	--

▶ A-6, 2.8L, 4cyl	23	20/30	\$1,600	4	DT SS
-------------------	----	-------	---------	---	-------

A-8, 3.6L, 6cyl	20	18/25	\$1,600	4	
-----------------	----	-------	---------	---	--

Manufacturer Model Configuration (trans, eng size, cyl)	MPG		Annual Fuel Cost	GHG Rating	Notes
	Comb	City/Hwy			

GMC

Canyon 2WD

A-6, 2.5L, 4cyl	22	20/26	\$1,450	4	
A-6, 2.8L, 4cyl	23	20/30	\$1,600	4	D T SS
A-8, 3.6L, 6cyl	20	18/25	\$1,600	4	

HONDA

Ridgeline FWD

A-S9, 3.5L, 6cyl	22	19/26	\$1,450	4	SS
------------------	----	-------	---------	---	----

TOYOTA

Tacoma 2WD

A-S6, 2.7L, 4cyl	21	20/23	\$1,500	4	
A-S6, 3.5L, 6cyl	21	19/24	\$1,500	4	

SMALL PICKUP TRUCKS 4WD

CHEVROLET

Colorado 4WD

A-6, 2.5L, 4cyl	21	19/24	\$1,500	4	
A-6, 2.8L, 4cyl	22	19/28	\$1,650	4	D T SS
A-8, 3.6L, 6cyl	19	17/24	\$1,650	3	

Colorado ZR2 4WD

A-6, 2.8L, 4cyl	19	18/22	\$1,950	3	D T SS
A-8, 3.6L, 6cyl	17	16/18	\$1,850	3	

GMC

Canyon 4WD

A-6, 2.5L, 4cyl	21	19/24	\$1,500	4	
A-6, 2.8L, 4cyl	22	19/28	\$1,650	4	D T SS
A-8, 3.6L, 6cyl	19	17/24	\$1,650	3	

TOYOTA

Tacoma 4WD

A-S6, 2.7L, 4cyl	20	19/22	\$1,600	4	PT4
A-S6, 3.5L, 6cyl	20	18/22	\$1,600	4	PT4
M-6, 3.5L, 6cyl	18	17/21	\$1,750	3	PT4

Tacoma 4WD D-CAB MT TRD-ORP/PRO

M-6, 3.5L, 6cyl	18	17/20	\$1,750	3	PT4
-----------------	----	-------	---------	---	-----

STANDARD PICKUP TRUCKS 2WD

CHEVROLET

Silverado 2WD

A-8, 2.7L, 4cyl	21	20/23	\$1,500	4	T SS
A-8, 2.7L, 4cyl	20	19/22	\$1,600	4	T 3-Mode SS
A-10, 3.0L, 6cyl	27	23/33	\$1,350	5	D T SS
A-6, 4.3L, 6cyl	17	16/21	\$1,850	3	
A-6, 5.3L, 8cyl	17	15/21	\$1,850	3	
A-6, 5.3L, 8cyl	16	15/19	\$2,000	2	Gas
	12	11/14	\$2,500	3	E85
A-8, 5.3L, 8cyl	20	17/24	\$1,600	4	XFE pkg SS
A-8, 5.3L, 8cyl	19	17/23	\$1,650	3	SS

FORD

F150 2WD BASE PAYLOAD LT TIRE

A-S10, 3.0L, 6cyl	24	21/28	\$1,500	4	D T SS
-------------------	----	-------	---------	---	--------

Manufacturer Model Configuration (trans, eng size, cyl)	MPG		Annual Fuel Cost	GHG Rating	Notes
	Comb	City/Hwy			

F150 2WD FFV BASE PAYLOAD LT

A-S10, 5.0L, 8cyl	18	16/21	\$1,750	3	Gas
	14	12/17	\$2,150	4	E85

F150 5.0L 2WD FFV GVWR>7599 LBS

A-S10, 5.0L, 8cyl	17	15/20	\$1,850	3	Gas
	14	12/17	\$2,150	4	E85

F150 Pickup 2WD

A-S10, 2.7L, 6cyl	22	20/26	\$1,450	4	T SS
A-S10, 3.0L, 6cyl	24	21/29	\$1,500	4	D T SS
A-S10, 3.5L, 6cyl	19	17/23	\$1,650	3	T SS

F150 Pickup 2WD FFV

A-S6, 3.3L, 6cyl	22	19/25	\$1,450	4	Gas
	16	14/19	\$1,850	5	E85
A-S10, 5.0L, 8cyl	19	17/23	\$1,650	3	Gas
	14	12/17	\$2,150	4	E85

F150 Pickup 2WD Limited

A-S10, 3.5L, 6cyl	19	17/22	\$1,650	3	T SS
-------------------	----	-------	---------	---	------

Ranger 2WD

A-S10, 2.3L, 4cyl	23	21/26	\$1,400	5	T SS
-------------------	----	-------	---------	---	------

GMC

Sierra 2WD

A-8, 2.7L, 4cyl	21	20/23	\$1,500	4	T SS
A-8, 2.7L, 4cyl	20	19/22	\$1,600	4	T 3-Mode SS
A-10, 3.0L, 6cyl	26	23/30	\$1,400	5	D T SS
A-6, 4.3L, 6cyl	17	16/21	\$1,850	3	
A-6, 5.3L, 8cyl	17	15/21	\$1,850	3	
A-6, 5.3L, 8cyl	16	15/19	\$2,000	2	Gas
	12	11/14	\$2,500	3	E85
A-8, 5.3L, 8cyl	20	17/24	\$1,600	4	XFE pkg SS
A-8, 5.3L, 8cyl	19	17/23	\$1,650	3	SS

NISSAN

Frontier 2WD

A-S9, 3.8L, 6cyl	20	18/24	\$1,600	4	
------------------	----	-------	---------	---	--

Titan 2WD

A-S9, 5.6L, 8cyl	18	16/22	\$2,300	3	P
------------------	----	-------	---------	---	---

RAM

1500 2WD

A-8, 3.0L, 6cyl	26	22/32	\$1,400	5	DT
A-8, 3.6L, 6cyl	22	20/25	\$1,450	4	MHEV SS
A-8, 5.7L, 8cyl	19	17/23	\$2,000	3	Mid MHEV SS
A-8, 5.7L, 8cyl	17	15/22	\$2,250	3	Mid

1500 Classic 2WD

A-8, 3.6L, 6cyl	20	17/25	\$1,600	4	
A-8, 5.7L, 8cyl	17	15/22	\$2,250	3	Mid

1500 HFE 2WD

A-8, 3.6L, 6cyl	23	20/26	\$1,400	5	MHEV SS
-----------------	----	-------	---------	---	---------

ROUSH PERFORMANCE

F150 Pickup 2WD

A-S10, 5.0L, 8cyl	13	11/15	\$3,200	1	PR S
-------------------	----	-------	---------	---	------

TOYOTA

Tundra 2WD

A-S6, 5.7L, 8cyl	15	13/18	\$2,100	2	
------------------	----	-------	---------	---	--

Manufacturer Model Configuration (trans, eng size, cyl)	MPG		Annual Fuel Cost	GHG Rating	Notes
	Comb	City/Hwy			

STANDARD PICKUP TRUCKS 4WD

CHEVROLET

Silverado 4WD

A-8, 2.7L, 4cyl	20	19/22	\$1,600	4	T SS
A-8, 2.7L, 4cyl	20	19/22	\$1,600	4	T 3-Mode SS
A-10, 3.0L, 6cyl	25	23/29	\$1,450	4	D T SS
A-6, 4.3L, 6cyl	17	15/20	\$1,850	3	
A-10, 5.3L, 8cyl	19	16/22	\$1,650	3	SS
A-6, 5.3L, 8cyl	17	15/20	\$1,850	3	
A-6, 5.3L, 8cyl	16	14/18	\$2,000	2	Gas
	12	11/13	\$2,500	2	E85
A-8, 5.3L, 8cyl	18	16/22	\$1,750	3	SS
A-10, 6.2L, 8cyl	17	16/20	\$2,450	3	PR SS

Silverado 4WD TrailBoss

A-6, 4.3L, 6cyl	16	14/18	\$2,000	2	
A-10, 5.3L, 8cyl	18	16/21	\$1,750	3	SS
A-6, 5.3L, 8cyl	16	14/18	\$2,000	2	
A-8, 5.3L, 8cyl	18	16/21	\$1,750	3	SS
A-10, 6.2L, 8cyl	17	15/19	\$2,450	3	PR SS
A-10, 6.2L, 8cyl	15	14/18	\$2,800	2	PR 3-Mode SS

FORD

F150 Pickup 4WD

A-S10, 2.7L, 6cyl	20	18/23	\$1,600	4	T PT4 SS
A-S10, 3.0L, 6cyl	22	20/25	\$1,650	3	D T PT4 SS
A-S10, 3.5L, 6cyl	18	16/22	\$1,750	3	T PT4 SS

F150 Pickup 4WD FFV

A-S6, 3.3L, 6cyl	20	18/23	\$1,600	4	Gas
	15	13/17	\$2,000	4	E85
A-S10, 5.0L, 8cyl	18	15/21	\$1,750	3	Gas
	13	12/15	\$2,300	3	E85

F150 Pickup 4WD Limited

A-S10, 3.5L, 6cyl	19	17/21	\$1,650	3	T PT4 SS
-------------------	----	-------	---------	---	----------

F150 Pickup 4WD XL/XLT

A-S10, 3.0L, 6cyl	24	21/28	\$1,500	4	D T PT4 SS
-------------------	----	-------	---------	---	------------

F150 RAPTOR 4WD

A-S10, 3.5L, 6cyl	16	15/18	\$2,000	2	T PT4 SS
-------------------	----	-------	---------	---	----------

Ranger 4WD

A-S10, 2.3L, 4cyl	22	20/24	\$1,450	4	T PT4 SS
-------------------	----	-------	---------	---	----------

GMC

Sierra 4WD

A-8, 2.7L, 4cyl	20	19/22	\$1,600	4	T SS
A-8, 2.7L, 4cyl	20	19/22	\$1,600	4	T 3-Mode SS
A-10, 3.0L, 6cyl	24	22/26	\$1,500	4	D T SS
A-6, 4.3L, 6cyl	17	15/20	\$1,850	3	
A-10, 5.3L, 8cyl	19	16/22	\$1,650	3	SS
A-6, 5.3L, 8cyl	17	15/20	\$1,850	3	
A-6, 5.3L, 8cyl	16	14/19	\$2,000	2	Gas
	12	11/14	\$2,500	2	E85
A-8, 5.3L, 8cyl	18	16/22	\$1,750	3	SS
A-10, 6.2L, 8cyl	17	15/20	\$2,450	3	PR SS

Sierra 4WD AT4

A-10, 3.0L, 6cyl	24	22/26	\$1,500	4	D T SS
A-10, 5.3L, 8cyl	18	16/21	\$1,750	3	SS
A-6, 5.3L, 8cyl	16	14/18	\$2,000	2	
A-8, 5.3L, 8cyl	18	16/21	\$1,750	3	SS
A-10, 6.2L, 8cyl	17	15/19	\$2,450	3	PR SS

Manufacturer Model Configuration (trans, eng size, cyl)	MPG		Annual Fuel Cost	GHG Rating	Notes
	Comb	City/Hwy			

HONDA

Ridgeline AWD

A-S9, 3.5L, 6cyl	21	19/24	\$1,500	4	
------------------	----	-------	---------	---	--

JEEP

Gladiator Pickup 4WD

A-8, 3.6L, 6cyl	19	17/22	\$1,650	3	SS
M-6, 3.6L, 6cyl	19	16/23	\$1,650	3	SS

NISSAN

Frontier 4WD

A-S9, 3.8L, 6cyl	19	17/23	\$1,650	3	PT4
------------------	----	-------	---------	---	-----

Titan 4WD

A-S9, 5.6L, 8cyl	18	15/21	\$2,300	3	P PT4
------------------	----	-------	---------	---	-------

Titan 4WD PRO4X

A-S9, 5.6L, 8cyl	17	15/21	\$2,450	3	P PT4
------------------	----	-------	---------	---	-------

RAM

1500 4WD

A-8, 3.0L, 6cyl	24	21/29	\$1,500	4	D T
A-8, 3.6L, 6cyl	21	19/24	\$1,500	4	MHEV SS
A-8, 5.7L, 8cyl	19	17/22	\$2,000	3	Mid MHEV SS
A-8, 5.7L, 8cyl	17	15/21	\$2,250	3	Mid

1500 Classic 4WD

A-8, 3.6L, 6cyl	19	16/23	\$1,650	3	
A-8, 5.7L, 8cyl	17	15/21	\$2,250	3	Mid

ROUSH PERFORMANCE

F150 Pickup 4WD

A-S10, 5.0L, 8cyl	13	11/15	\$3,200	1	PR S
-------------------	----	-------	---------	---	------

TOYOTA

Tundra 4WD

A-S6, 5.7L, 8cyl	14	13/17	\$2,250	1	PT4
------------------	----	-------	---------	---	-----

VANS, PASSENGER TYPE

FORD

Transit T150 Wagon 2WD FFV

A-S10, 3.5L, 6cyl	17	15/19	\$1,850	3	Gas
	12	11/15	\$2,500	3	E85

Transit T150 Wagon 4WD FFV

A-S10, 3.5L, 6cyl	16	14/19	\$2,000	2	Gas
	12	11/14	\$2,500	3	E85

SPECIAL PURPOSE VEHICLES 2WD

CHEVROLET

Silverado Cab Chassis 2WD

A-6, 4.3L, 6cyl	17	15/19	\$1,850	3	
A-6, 5.3L, 8cyl	15	14/18	\$2,100	2	

FORD

Ranger 2WD Incomplete

A-S10, 2.3L, 4cyl	18	19/18	\$1,750	3	T SS
-------------------	----	-------	---------	---	------

Manufacturer Model Configuration (trans, eng size, cyl)	MPG		Annual Fuel Cost	GHG Rating	Notes
	Comb	City/Hwy			

Transit Connect USPS

A-S6, 2.5L, 4cyl	22	20/27	\$1,450	4	
------------------	----	-------	---------	---	--

Transit Connect Van 2WD

A-S8, 2.0L, 4cyl	25	24/27	\$1,250	5	SS
A-S6, 2.5L, 4cyl	22	20/27	\$1,450	4	

Transit Connect Van FFV

A-S8, 2.0L, 4cyl	25	24/27	\$1,250	5	Gas
	19	18/20	\$1,550	5	E85

Transit Connect Wagon LWB FFV

A-S8, 2.0L, 4cyl	26	24/29	\$1,200	5	Gas
	19	17/21	\$1,550	6	E85

Transit Connect Wagon LWB FWD

A-S8, 2.0L, 4cyl	26	24/29	\$1,200	5	SS
A-S6, 2.5L, 4cyl	22	20/26	\$1,450	4	

GMC

Sierra Cab Chassis 2WD

A-6, 4.3L, 6cyl	17	15/19	\$1,850	3	
A-6, 5.3L, 8cyl	15	14/18	\$2,100	2	

MERCEDES-BENZ

Metris (Cargo Van)

A-7, 2.0L, 4cyl	22	21/24	\$1,900	4	PRT SS
A-7, 2.0L, 4cyl	22	20/24	\$1,900	4	PRT

Metris (Cargo Van, LWB)

A-7, 2.0L, 4cyl	22	21/24	\$1,900	4	PRT SS
A-7, 2.0L, 4cyl	22	20/24	\$1,900	4	PRT

Metris (Passenger Van)

A-7, 2.0L, 4cyl	21	20/24	\$2,000	4	PRT SS
A-7, 2.0L, 4cyl	21	19/23	\$2,000	4	PRT

NISSAN

NV200 Cargo Van

AV, 2.0L, 4cyl	25	24/26	\$1,250	5	
----------------	----	-------	---------	---	--

RAM

Promaster City

A-9, 2.4L, 4cyl	24	21/28	\$1,300	5	
-----------------	----	-------	---------	---	--

SPECIAL PURPOSE VEHICLES 4WD

CHEVROLET

Silverado Cab Chassis 4WD

A-6, 4.3L, 6cyl	15	14/16	\$2,100	2	
A-6, 5.3L, 8cyl	15	14/17	\$2,100	2	

GMC

Sierra Cab Chassis 4WD

A-6, 4.3L, 6cyl	15	14/16	\$2,100	2	
A-6, 5.3L, 8cyl	15	14/17	\$2,100	2	

MINIVANS 2WD

CHRYSLER

Pacifica

▶ A-9, 3.6L, 6cyl	22	19/28	\$1,450	4	SS
-------------------	----	-------	---------	---	----

Manufacturer Model Configuration (trans, eng size, cyl)	MPG		Annual Fuel Cost	GHG Rating	Notes
	Comb	City/Hwy			

Pacifica Hybrid

▶ AV, 3.6L, 6cyl	See page 43.				PHEV SS
------------------	--------------	--	--	--	---------

Voyager

▶ A-9, 3.6L, 6cyl	22	19/28	\$1,450	4	SS
-------------------	----	-------	---------	---	----

DODGE

Grand Caravan

A-6, 3.6L, 6cyl	20	17/25	\$1,600	4	
-----------------	----	-------	---------	---	--

HONDA

Odyssey

▶ A-10, 3.5L, 6cyl	22	19/28	\$1,450	4	SS
--------------------	----	-------	---------	---	----

KIA

Sedona

A-S8, 3.3L, 6cyl	21	18/24	\$1,500	4	
------------------	----	-------	---------	---	--

TOYOTA

Sienna 2WD

A-S8, 3.5L, 6cyl	21	19/26	\$1,500	4	
------------------	----	-------	---------	---	--

MINIVANS 4WD

CHRYSLER

Pacifica AWD

A-9, 3.6L, 6cyl	20	17/25	\$1,600	4	
-----------------	----	-------	---------	---	--

TOYOTA

Sienna AWD

A-S8, 3.5L, 6cyl	20	18/24	\$1,600	4	
------------------	----	-------	---------	---	--

SMALL SPORT UTILITY VEHICLES 2WD

ACURA

MDX FWD

A-S9, 3.5L, 6cyl	23	20/27	\$1,800	5	P
------------------	----	-------	---------	---	---

RDX FWD

A-S10, 2.0L, 4cyl	24	22/28	\$1,750	5	PT SS
-------------------	----	-------	---------	---	-------

RDX FWD A-SPEC

A-S10, 2.0L, 4cyl	24	22/27	\$1,750	5	PT SS
-------------------	----	-------	---------	---	-------

ALFA ROMEO

Stelvio

A-8, 2.0L, 4cyl	25	22/29	\$1,650	5	PT SS
-----------------	----	-------	---------	---	-------

BMW

X3 sDrive30i

A-S8, 2.0L, 4cyl	27	25/29	\$1,550	6	PT SS
------------------	----	-------	---------	---	-------

BUICK

Encore FWD

A-S6, 1.4L, 4cyl	27	25/30	\$1,150	6	T
------------------	----	-------	---------	---	---

Encore GX FWD

AV, 1.2L, 3cyl	28	26/30	\$1,150	6	T SS
AV, 1.3L, 3cyl	31	30/32	\$1,000	7	T SS

Manufacturer Model Configuration (trans, eng size, cyl)	MPG		Annual Fuel Cost	GHG Rating	Notes
	Comb	City/Hwy			

Envision FWD

A-6, 2.5L, 4cyl	25	22/29	\$1,250	5	SS
-----------------	----	-------	---------	---	----

BYD

e6

A-1	72	73/71	\$900	10	EV
-----	----	-------	-------	----	----

CADILLAC

XT4 FWD

A-S9, 2.0L, 4cyl	26	24/30	\$1,600	5	PRT SS
------------------	----	-------	---------	---	--------

XT5 FWD

A-S9, 2.0L, 4cyl	24	21/28	\$1,750	5	PRT SS
------------------	----	-------	---------	---	--------

A-S9, 3.6L, 6cyl	21	18/26	\$1,500	4	SS
------------------	----	-------	---------	---	----

XT6 FWD

A-S9, 3.6L, 6cyl	20	18/25	\$1,600	4	SS
------------------	----	-------	---------	---	----

CHEVROLET

Blazer FWD

A-9, 2.0L, 4cyl	24	21/28	\$1,300	5	T SS
-----------------	----	-------	---------	---	------

A-9, 2.5L, 4cyl	23	21/27	\$1,400	5	SS
-----------------	----	-------	---------	---	----

A-9, 3.6L, 6cyl	21	19/26	\$1,500	4	SS
-----------------	----	-------	---------	---	----

Equinox FWD

A-6, 1.5L, 4cyl	28	26/31	\$1,150	6	T SS
-----------------	----	-------	---------	---	------

A-9, 2.0L, 4cyl	25	22/29	\$1,650	5	PRT SS
-----------------	----	-------	---------	---	--------

Trax FWD

A-S6, 1.4L, 4cyl	28	26/31	\$1,150	6	T
------------------	----	-------	---------	---	---

DODGE

Journey

A-4, 2.4L, 4cyl	21	19/25	\$1,500	4	
-----------------	----	-------	---------	---	--

FORD

EcoSport FWD

A-S6, 1.0L, 3cyl	28	27/29	\$1,150	6	T SS
------------------	----	-------	---------	---	------

Edge FWD

A-8, 2.0L, 4cyl	24	21/29	\$1,300	5	T SS
-----------------	----	-------	---------	---	------

Escape FWD

A-8, 1.5L, 3cyl	30	27/33	\$1,050	7	T SS
-----------------	----	-------	---------	---	------

Escape FWD HEV

▶ AV, 2.5L, 4cyl	41	44/37	\$750	9	HEV SS
------------------	----	-------	-------	---	--------

Escape FWD PHEV

AV, 2.5L, 4cyl	See page 43.				PHEV SS
----------------	--------------	--	--	--	---------

GMC

Terrain FWD

A-9, 1.5L, 4cyl	27	26/30	\$1,150	6	T SS
-----------------	----	-------	---------	---	------

A-9, 2.0L, 4cyl	24	22/28	\$1,750	5	PRT SS
-----------------	----	-------	---------	---	--------

HONDA

CR-V FWD

AV, 1.5L, 4cyl	30	28/34	\$1,050	7	T
----------------	----	-------	---------	---	---

Passport FWD

A-S9, 3.5L, 6cyl	22	20/25	\$1,450	4	
------------------	----	-------	---------	---	--

Manufacturer Model Configuration (trans, eng size, cyl)	MPG		Annual Fuel Cost	GHG Rating	Notes
	Comb	City/Hwy			

Pilot FWD

A-6, 3.5L, 6cyl	22	19/27	\$1,450	4	
-----------------	----	-------	---------	---	--

A-S9, 3.5L, 6cyl	23	20/27	\$1,400	5	
------------------	----	-------	---------	---	--

HYUNDAI

Kona Electric

A-1	120	132/108	\$550	10	EV
-----	-----	---------	-------	----	----

Kona FWD

AM-7, 1.6L, 4cyl	30	28/32	\$1,050	7	T
------------------	----	-------	---------	---	---

A-S6, 2.0L, 4cyl	30	27/33	\$1,050	7	
------------------	----	-------	---------	---	--

Santa Fe FWD

A-S8, 2.0L, 4cyl	23	20/27	\$1,400	5	T SS
------------------	----	-------	---------	---	------

A-S8, 2.4L, 4cyl	25	22/29	\$1,250	5	SS
------------------	----	-------	---------	---	----

Tucson FWD

A-S6, 2.0L, 4cyl	25	23/28	\$1,250	5	
------------------	----	-------	---------	---	--

A-S6, 2.4L, 4cyl	25	22/28	\$1,250	5	
------------------	----	-------	---------	---	--

INFINITI

QX50

AV-S8, 2.0L, 4cyl	26	23/29	\$1,600	5	PRT
-------------------	----	-------	---------	---	-----

QX60 FWD

AV-S7, 3.5L, 6cyl	22	20/27	\$1,900	4	P
-------------------	----	-------	---------	---	---

JEEP

Cherokee FWD

A-9, 2.0L, 4cyl	26	23/31	\$1,200	5	T SS
-----------------	----	-------	---------	---	------

A-9, 2.4L, 4cyl	25	22/31	\$1,250	5	SS
-----------------	----	-------	---------	---	----

A-9, 3.2L, 6cyl	23	20/29	\$1,400	5	SS
-----------------	----	-------	---------	---	----

Compass FWD

A-6, 2.4L, 4cyl	25	22/31	\$1,250	5	SS
-----------------	----	-------	---------	---	----

M-6, 2.4L, 4cyl	26	23/32	\$1,200	5	
-----------------	----	-------	---------	---	--

Renegade 2WD

A-9, 1.3L, 4cyl	27	24/32	\$1,150	6	T SS
-----------------	----	-------	---------	---	------

A-9, 2.4L, 4cyl	25	22/30	\$1,250	5	
-----------------	----	-------	---------	---	--

KIA

Sorento FWD

A-S6, 2.4L, 4cyl	25	22/29	\$1,250	5	
------------------	----	-------	---------	---	--

A-S8, 3.3L, 6cyl	22	19/26	\$1,450	4	
------------------	----	-------	---------	---	--

Sportage FWD

A-S6, 2.0L, 4cyl	23	20/28	\$1,400	5	T
------------------	----	-------	---------	---	---

A-S6, 2.4L, 4cyl	26	23/30	\$1,200	5	
------------------	----	-------	---------	---	--

Telluride FWD

A-S8, 3.8L, 6cyl	23	20/26	\$1,400	5	
------------------	----	-------	---------	---	--

LEXUS

NX 300

A-S6, 2.0L, 4cyl	25	22/28	\$1,650	5	PRT
------------------	----	-------	---------	---	-----

RX 350

A-S8, 3.5L, 6cyl	23	20/27	\$1,400	5	
------------------	----	-------	---------	---	--

RX 350 L

A-S8, 3.5L, 6cyl	22	19/26	\$1,450	4	
------------------	----	-------	---------	---	--

LINCOLN

Corsair FWD

A-S8, 2.0L, 4cyl	25	22/29	\$1,250	5	T SS
------------------	----	-------	---------	---	------

Manufacturer Model Configuration (trans, eng size, cyl)	MPG		Annual Fuel Cost	GHG Rating	Notes
	Comb	City/Hwy			

Nautilus FWD

A-S8, 2.0L, 4cyl	23	21/26	\$1,400	5	T SS
------------------	----	-------	---------	---	------

MAZDA

CX-30 2WD

A-S6, 2.5L, 4cyl	28	25/33	\$1,150	6	w/o C. D.
A-S6, 2.5L, 4cyl	28	25/33	\$1,150	6	

CX-5 2WD

A-S6, 2.5L, 4cyl	28	25/31	\$1,150	6	
------------------	----	-------	---------	---	--

CX-9 2WD

A-S6, 2.5L, 4cyl	24	22/28	\$1,300	5	T
------------------	----	-------	---------	---	---

MERCEDES-BENZ

GLA250

AM-7, 2.0L, 4cyl	28	24/34	\$1,500	6	PRT SS
------------------	----	-------	---------	---	--------

GLB250

AM-8, 2.0L, 4cyl	26	23/30	\$1,600	5	PRT SS
------------------	----	-------	---------	---	--------

GLC300

A-9, 2.0L, 4cyl	24	22/29	\$1,750	5	PRT SS
-----------------	----	-------	---------	---	--------

MITSUBISHI

Eclipse Cross 2WD

AV-S8, 1.5L, 4cyl	26	25/28	\$1,200	5	T
-------------------	----	-------	---------	---	---

Eclipse Cross ES 2WD

AV-S8, 1.5L, 4cyl	27	26/29	\$1,150	6	T
-------------------	----	-------	---------	---	---

Outlander 2WD

AV-S6, 2.4L, 4cyl	27	25/30	\$1,150	6	
-------------------	----	-------	---------	---	--

Outlander Sport 2WD

AV-S6, 2.0L, 4cyl	27	24/30	\$1,150	6	
AV-S6, 2.4L, 4cyl	25	23/29	\$1,250	5	

NISSAN

Pathfinder 2WD

AV, 3.5L, 6cyl	23	20/27	\$1,400	5	
----------------	----	-------	---------	---	--

Rogue FWD

AV, 2.5L, 4cyl	29	26/33	\$1,100	6	
----------------	----	-------	---------	---	--

TOYOTA

Highlander

A-S8, 3.5L, 6cyl	24	21/29	\$1,300	5	SS
A-S8, 3.5L, 6cyl	23	20/28	\$1,400	5	

Highlander Hybrid

AV-S6, 2.5L, 4cyl	36	36/35	\$900	8	HEV SS
-------------------	----	-------	-------	---	--------

RAV4

A-S8, 2.5L, 4cyl	30	28/35	\$1,050	7	SS
A-S8, 2.5L, 4cyl	30	27/35	\$1,050	7	

VOLKSWAGEN

Atlas

A-S8, 2.0L, 4cyl	22	20/24	\$1,450	4	T SS
A-S8, 3.6L, 6cyl	19	17/23	\$1,650	3	SS

Atlas Cross Sport

A-S8, 2.0L, 4cyl	22	21/24	\$1,450	4	T SS
A-S8, 3.6L, 6cyl	19	17/23	\$1,650	3	SS

Manufacturer Model Configuration (trans, eng size, cyl)	MPG		Annual Fuel Cost	GHG Rating	Notes
	Comb	City/Hwy			

Tiguan

A-S8, 2.0L, 4cyl	25	22/29	\$1,250	5	T SS
------------------	----	-------	---------	---	------

VOLVO

XC40 FWD

A-S8, 2.0L, 4cyl	27	23/33	\$1,150	6	T SS
------------------	----	-------	---------	---	------

XC60 FWD

A-S8, 2.0L, 4cyl	24	22/29	\$1,750	5	PRT SS
------------------	----	-------	---------	---	--------

SMALL SPORT UTILITY VEHICLES 4WD

ACURA

MDX AWD

A-S9, 3.5L, 6cyl	22	19/26	\$1,900	4	P
------------------	----	-------	---------	---	---

MDX AWD A-SPEC

A-S9, 3.5L, 6cyl	21	19/25	\$2,000	4	P
------------------	----	-------	---------	---	---

MDX Hybrid AWD

AM-S7, 3.0L, 6cyl	27	26/27	\$1,550	6	P HEV SS
-------------------	----	-------	---------	---	----------

RDX AWD

A-S10, 2.0L, 4cyl	23	21/27	\$1,800	5	PT SS
-------------------	----	-------	---------	---	-------

RDX AWD A-SPEC

A-S10, 2.0L, 4cyl	23	21/26	\$1,800	5	PT SS
-------------------	----	-------	---------	---	-------

ALFA ROMEO

Stelvio AWD

A-8, 2.0L, 4cyl	24	22/28	\$1,750	5	PT SS
A-8, 2.9L, 6cyl	19	17/23	\$2,200	3	PT SS

AUDI

Q3 quattro

A-S8, 2.0L, 4cyl	22	19/27	\$1,450	4	T SS
------------------	----	-------	---------	---	------

Q5

A-S7, 2.0L, 4cyl	24	22/28	\$1,750	5	PT SS
AM-S7, 2.0L, 4cyl		See page 43.			PT PHEV SS

SQ5

A-S8, 3.0L, 6cyl	20	18/23	\$2,100	4	PT SS
------------------	----	-------	---------	---	-------

BMW

X3 M

A-S8, 3.0L, 6cyl	16	14/19	\$2,600	2	PT SS
------------------	----	-------	---------	---	-------

X3 M Competition

A-S8, 3.0L, 6cyl	16	14/19	\$2,600	2	PT SS
------------------	----	-------	---------	---	-------

X3 M40i

A-S8, 3.0L, 6cyl	23	21/27	\$1,800	5	PT SS
------------------	----	-------	---------	---	-------

X3 xDrive30e

A-S8, 2.0L, 4cyl		See page 43.			PT PHEV SS
------------------	--	--------------	--	--	------------

X3 xDrive30i

A-S8, 2.0L, 4cyl	26	24/29	\$1,600	5	PT SS
------------------	----	-------	---------	---	-------

X4 M

A-S8, 3.0L, 6cyl	16	14/19	\$2,600	2	PT SS
------------------	----	-------	---------	---	-------

X4 M Competition

A-S8, 3.0L, 6cyl	16	14/19	\$2,600	2	PT SS
------------------	----	-------	---------	---	-------

X4 M40i

A-S8, 3.0L, 6cyl	23	21/27	\$1,800	5	PT SS
------------------	----	-------	---------	---	-------

Manufacturer Model Configuration (trans, eng size, cyl)	MPG		Annual Fuel Cost	GHG Rating	Notes
	Comb	City/Hwy			
X4 xDrive30i					
A-S8, 2.0L, 4cyl	25	23/28	\$1,650	5	P T SS

BUICK

Encore AWD

A-S6, 1.4L, 4cyl	26	24/29	\$1,200	5	T
------------------	----	-------	---------	---	---

Encore GX AWD

A-9, 1.3L, 3cyl	28	26/29	\$1,150	6	T SS
-----------------	----	-------	---------	---	------

Envision AWD

A-9, 2.0L, 4cyl	22	20/25	\$1,900	4	P R T SS
A-6, 2.5L, 4cyl	24	21/27	\$1,300	5	SS

CADILLAC

XT4 AWD

A-S9, 2.0L, 4cyl	24	22/29	\$1,750	5	P R T SS
------------------	----	-------	---------	---	----------

XT5 AWD

A-S9, 2.0L, 4cyl	23	21/26	\$1,800	5	P R T SS
A-S9, 3.6L, 6cyl	20	18/25	\$1,600	4	SS

XT6 AWD

A-S9, 3.6L, 6cyl	20	17/24	\$1,600	4	SS
------------------	----	-------	---------	---	----

CHEVROLET

Blazer AWD

A-9, 2.0L, 4cyl	23	21/27	\$1,400	5	T SS
A-9, 3.6L, 6cyl	21	18/25	\$1,500	4	SS

Equinox AWD

A-6, 1.5L, 4cyl	27	25/30	\$1,150	6	T SS
A-9, 2.0L, 4cyl	24	22/28	\$1,750	5	P R T SS

Trax AWD

A-S6, 1.4L, 4cyl	26	24/29	\$1,200	5	T
------------------	----	-------	---------	---	---

FIAT

500X AWD

A-9, 1.3L, 4cyl	26	24/30	\$1,200	5	T SS
-----------------	----	-------	---------	---	------

FORD

EcoSport AWD

A-S6, 2.0L, 4cyl	25	23/29	\$1,250	5	SS
------------------	----	-------	---------	---	----

Edge AWD

A-8, 2.0L, 4cyl	23	21/28	\$1,400	5	T SS
A-S8, 2.0L, 4cyl	23	21/28	\$1,400	5	T SS
A-S8, 2.7L, 6cyl	21	19/26	\$1,500	4	T SS

Escape AWD

A-8, 1.5L, 3cyl	28	26/31	\$1,150	6	T SS
A-S8, 2.0L, 4cyl	26	23/31	\$1,200	5	T SS

Escape AWD HEV

AV, 2.5L, 4cyl	40	43/37	\$800	9	PT4 HEV SS
----------------	----	-------	-------	---	------------

GMC

Terrain AWD

A-9, 1.5L, 4cyl	26	25/28	\$1,200	5	T SS
A-9, 2.0L, 4cyl	23	21/26	\$1,800	5	P R T SS

HONDA

CR-V AWD

AV, 1.5L, 4cyl	29	27/32	\$1,100	6	T
----------------	----	-------	---------	---	---

Manufacturer Model Configuration (trans, eng size, cyl)	MPG		Annual Fuel Cost	GHG Rating	Notes
	Comb	City/Hwy			
CR-V Hybrid AWD					
AV, 2.0L, 4cyl	38	40/35	\$850	8	HEV SS

Passport AWD

A-S9, 3.5L, 6cyl	21	19/24	\$1,500	4	
------------------	----	-------	---------	---	--

Pilot AWD

A-6, 3.5L, 6cyl	21	18/26	\$1,500	4	
A-S9, 3.5L, 6cyl	22	19/26	\$1,450	4	

HYUNDAI

Kona AWD

AM-7, 1.6L, 4cyl	27	26/29	\$1,150	6	T
A-S6, 2.0L, 4cyl	28	26/30	\$1,150	6	

Santa Fe AWD

A-S8, 2.0L, 4cyl	22	20/26	\$1,450	4	T SS
A-S8, 2.4L, 4cyl	24	21/27	\$1,300	5	SS

Tucson AWD

A-S6, 2.0L, 4cyl	23	22/25	\$1,400	5	
A-S6, 2.4L, 4cyl	23	21/26	\$1,400	5	

INFINITI

QX50 AWD

AV-S8, 2.0L, 4cyl	25	22/28	\$1,650	5	P R T
-------------------	----	-------	---------	---	-------

QX60 AWD

AV-S7, 3.5L, 6cyl	22	19/26	\$1,900	4	P
-------------------	----	-------	---------	---	---

JAGUAR

E-Pace

A-S9, 2.0L, 4cyl	24	21/28	\$1,750	5	P T SS
------------------	----	-------	---------	---	--------

E-Pace P300

A-S9, 2.0L, 4cyl	23	21/27	\$1,800	5	P T SS
------------------	----	-------	---------	---	--------

F-Pace

A-S8, 2.0L, 4cyl	24	22/27	\$1,750	5	P T SS
A-S8, 3.0L, 6cyl	20	18/23	\$2,100	4	P S SS
A-S8, 5.0L, 8cyl	18	16/21	\$2,300	3	P S SS

F-Pace 30t

A-S8, 2.0L, 4cyl	24	22/27	\$1,750	5	P T SS
------------------	----	-------	---------	---	--------

I-Pace

A-1	76	80/72	\$850	10	EV
-----	----	-------	-------	----	----

JEEP

Cherokee 4WD

A-9, 2.0L, 4cyl	24	21/29	\$1,300	5	T SS
A-9, 2.4L, 4cyl	24	21/29	\$1,300	5	SS
A-9, 3.2L, 6cyl	22	19/27	\$1,450	4	SS

Cherokee 4WD Active Drive II

A-9, 2.0L, 4cyl	23	20/27	\$1,400	5	T SS
A-9, 3.2L, 6cyl	21	18/26	\$1,500	4	SS

Cherokee Trailhawk 4WD

A-9, 2.0L, 4cyl	22	20/26	\$1,450	4	T SS
A-9, 3.2L, 6cyl	21	18/24	\$1,500	4	SS

Compass 4WD

A-9, 2.4L, 4cyl	25	22/30	\$1,250	5	SS
M-6, 2.4L, 4cyl	25	22/31	\$1,250	5	

Renegade 4WD

A-9, 1.3L, 4cyl	26	23/29	\$1,200	5	T SS
A-9, 2.4L, 4cyl	24	21/29	\$1,300	5	

Manufacturer Model Configuration (trans, eng size, cyl)	MPG		Annual Fuel Cost	GHG Rating	Notes
	Comb	City/Hwy			

Renegade Trailhawk 4WD

A-9, 1.3L, 4cyl	24	22/27	\$1,300	5	T SS
-----------------	----	-------	---------	---	------

Wrangler 4WD

A-8, 2.0L, 4cyl	23	22/24	\$1,400	5	T SS
A-8, 2.0L, 4cyl	21	21/22	\$1,500	4	T MHEV SS
A-8, 3.6L, 6cyl	20	18/23	\$1,600	4	SS
M-6, 3.6L, 6cyl	20	17/25	\$1,600	4	SS

Wrangler Unlimited 4WD

A-8, 2.0L, 4cyl	21	21/22	\$1,500	4	T SS
A-8, 2.0L, 4cyl	21	21/22	\$1,500	4	T MHEV SS
A-8, 3.0L, 6cyl	25	22/29	\$1,450	4	D T SS
A-8, 3.6L, 6cyl	20	18/22	\$1,600	4	SS
A-8, 3.6L, 6cyl	20	19/22	\$1,600	4	MHEV SS
M-6, 3.6L, 6cyl	19	17/23	\$1,650	3	SS

KIA

Sorento AWD

A-S6, 2.4L, 4cyl	23	21/26	\$1,400	5	
A-S8, 3.3L, 6cyl	20	18/24	\$1,600	4	

Sportage AWD

A-S6, 2.0L, 4cyl	21	19/24	\$1,500	4	T
A-S6, 2.4L, 4cyl	23	22/26	\$1,400	5	

Telluride AWD

A-S8, 3.8L, 6cyl	21	19/24	\$1,500	4	
------------------	----	-------	---------	---	--

LAND ROVER

Discovery Sport

A-S9, 2.0L, 4cyl	21	19/24	\$2,000	4	P T SS
------------------	----	-------	---------	---	--------

Discovery Sport MHEV

A-S9, 2.0L, 4cyl	21	19/24	\$2,000	4	P T MHEV SS
------------------	----	-------	---------	---	-------------

Evogue

A-S9, 2.0L, 4cyl	23	20/27	\$1,800	5	P T SS
------------------	----	-------	---------	---	--------

Evogue MHEV

A-S9, 2.0L, 4cyl	23	21/26	\$1,800	5	P T MHEV SS
------------------	----	-------	---------	---	-------------

Range Rover Velar

A-S8, 2.0L, 4cyl	23	21/27	\$1,800	5	P T SS
A-S8, 3.0L, 6cyl	20	18/24	\$2,100	4	P S SS
A-S8, 5.0L, 8cyl	17	15/20	\$2,450	3	P S SS

Range Rover Velar P300

A-S8, 2.0L, 4cyl	22	20/26	\$1,900	4	P T SS
------------------	----	-------	---------	---	--------

Range Rover Velar P380

A-S8, 3.0L, 6cyl	20	18/24	\$2,100	4	P S SS
------------------	----	-------	---------	---	--------

LEXUS

NX 300 AWD

A-S6, 2.0L, 4cyl	24	22/28	\$1,750	5	P R T
------------------	----	-------	---------	---	-------

NX 300 AWD F Sport

A-S6, 2.0L, 4cyl	24	22/27	\$1,750	5	P R T
------------------	----	-------	---------	---	-------

NX 300h AWD

AV-S6, 2.5L, 4cyl	31	33/30	\$1,000	7	HEV SS
-------------------	----	-------	---------	---	--------

RX 350 AWD

A-S8, 3.5L, 6cyl	22	19/26	\$1,450	4	
------------------	----	-------	---------	---	--

RX 350 L AWD

A-S8, 3.5L, 6cyl	21	18/25	\$1,500	4	
------------------	----	-------	---------	---	--

Manufacturer Model Configuration (trans, eng size, cyl)	MPG		Annual Fuel Cost	GHG Rating	Notes
	Comb	City/Hwy			

LINCOLN

Corsair AWD

A-S8, 2.0L, 4cyl	24	21/29	\$1,300	5	T SS
A-S8, 2.3L, 4cyl	24	21/28	\$1,300	5	T SS

Nautilus AWD

A-S8, 2.0L, 4cyl	22	20/25	\$1,450	4	T SS
A-S8, 2.7L, 6cyl	21	19/26	\$1,500	4	T SS

MAZDA

CX-30 4WD

A-S6, 2.5L, 4cyl	27	25/32	\$1,150	6	
A-S6, 2.5L, 4cyl	26	24/31	\$1,200	5	w/o C. D.

CX-5 4WD

A-S6, 2.5L, 4cyl	26	24/30	\$1,200	5	
A-S6, 2.5L, 4cyl	24	22/27	\$1,300	5	T

CX-9 4WD

A-S6, 2.5L, 4cyl	23	20/26	\$1,400	5	T
------------------	----	-------	---------	---	---

MERCEDES-BENZ

AMG GLC43 4matic

A-9, 3.0L, 6cyl	21	18/24	\$2,000	4	P R T SS
-----------------	----	-------	---------	---	----------

AMG GLC43 4matic Coupe

A-9, 3.0L, 6cyl	21	18/24	\$2,000	4	P R T SS
-----------------	----	-------	---------	---	----------

AMG GLC63 4matic Plus

A-9, 4.0L, 8cyl	18	16/22	\$2,300	3	P R T SS
-----------------	----	-------	---------	---	----------

AMG GLC63 4matic Plus Coupe

A-9, 4.0L, 8cyl	18	16/22	\$2,300	3	P R T SS
-----------------	----	-------	---------	---	----------

AMG GLC63 S 4matic Plus Coupe

A-9, 4.0L, 8cyl	18	16/22	\$2,300	3	P R T SS
-----------------	----	-------	---------	---	----------

GLA250 4matic

AM-7, 2.0L, 4cyl	25	22/30	\$1,650	5	P R T SS
------------------	----	-------	---------	---	----------

GLB250 4matic

AM-8, 2.0L, 4cyl	26	23/31	\$1,600	5	P R T SS
------------------	----	-------	---------	---	----------

GLC300 4matic

A-9, 2.0L, 4cyl	24	21/28	\$1,750	5	P R T SS
-----------------	----	-------	---------	---	----------

GLC300 4matic Coupe

A-9, 2.0L, 4cyl	24	21/28	\$1,750	5	P R T SS
-----------------	----	-------	---------	---	----------

GLC350e 4matic

A-9, 2.0L, 4cyl	See page 43.				P R T PHEV SS
-----------------	--------------	--	--	--	---------------

GLE350

A-9, 2.0L, 4cyl	22	20/27	\$1,900	4	P R T SS
-----------------	----	-------	---------	---	----------

GLE350 4matic

A-9, 2.0L, 4cyl	22	19/26	\$1,900	4	P R T SS
-----------------	----	-------	---------	---	----------

MITSUBISHI

Eclipse Cross 4WD

AV-S8, 1.5L, 4cyl	25	25/26	\$1,250	5	T
-------------------	----	-------	---------	---	---

Eclipse Cross ES 4WD

AV-S8, 1.5L, 4cyl	26	25/28	\$1,200	5	T
-------------------	----	-------	---------	---	---

Outlander 4WD

AV-S6, 2.4L, 4cyl	26	24/29	\$1,200	5	
A-S6, 3.0L, 6cyl	22	20/27	\$1,900	4	P

Outlander PHEV

A-1, 2.0L, 4cyl	See page 43.				PHEV SS
-----------------	--------------	--	--	--	---------

Manufacturer Model Configuration (trans, eng size, cyl)	MPG		Annual Fuel Cost	GHG Rating	Notes
	Comb	City/Hwy			

Outlander Sport 4WD

AV-S6, 2.0L, 4cyl	26	23/29	\$1,200	5	
AV-S6, 2.4L, 4cyl	25	23/28	\$1,250	5	

NISSAN

Pathfinder 4WD

AV, 3.5L, 6cyl	22	20/27	\$1,450	4	
----------------	----	-------	---------	---	--

Pathfinder 4WD Platinum

AV, 3.5L, 6cyl	21	19/26	\$1,500	4	
----------------	----	-------	---------	---	--

Rogue AWD

AV, 2.5L, 4cyl	27	25/32	\$1,150	6	
----------------	----	-------	---------	---	--

PORSCHE

Macan

AM-S7, 2.0L, 4cyl	21	19/23	\$2,000	4	P T SS
-------------------	----	-------	---------	---	--------

Macan GTS

AM-S7, 2.9L, 6cyl	19	17/22	\$2,200	3	P R T SS
-------------------	----	-------	---------	---	----------

Macan S

AM-S7, 3.0L, 6cyl	20	18/23	\$2,100	4	P R T SS
-------------------	----	-------	---------	---	----------

Macan Turbo

AM-S7, 2.9L, 6cyl	19	17/22	\$2,200	3	P R T SS
-------------------	----	-------	---------	---	----------

SUBARU

Crosstrek AWD

AV-S8, 2.0L, 4cyl	30	27/33	\$1,050	7	
M-6, 2.0L, 4cyl	25	22/29	\$1,250	5	

Crosstrek Hybrid AWD

AV, 2.0L, 4cyl	See page 43.				PHEV SS
----------------	--------------	--	--	--	---------

Forester AWD

AV-S7, 2.5L, 4cyl	29	26/33	\$1,100	6	SS
-------------------	----	-------	---------	---	----

Outback AWD

AV-S8, 2.4L, 4cyl	26	23/30	\$1,200	5	T SS
AV-S8, 2.5L, 4cyl	29	26/33	\$1,100	6	SS

TESLA

Model Y Long Range AWD

A-1	121	127/114	\$550	10	EV
-----	-----	---------	-------	----	----

Model Y Performance AWD

A-1	121	129/112	\$550	10	EV
-----	-----	---------	-------	----	----

Model Y Performance AWD (21in Wheels)

A-1	111	116/106	\$600	10	EV
-----	-----	---------	-------	----	----

TOYOTA

Highlander AWD

A-S8, 3.5L, 6cyl	23	20/27	\$1,400	5	SS
------------------	----	-------	---------	---	----

RAV4 AWD

A-S8, 2.5L, 4cyl	29	27/33	\$1,100	6	SS
A-S8, 2.5L, 4cyl	28	25/33	\$1,150	6	

RAV4 AWD LE

A-S8, 2.5L, 4cyl	30	27/34	\$1,050	7	SS
------------------	----	-------	---------	---	----

RAV4 AWD TRD OFFROAD

A-S8, 2.5L, 4cyl	27	25/32	\$1,150	6	
------------------	----	-------	---------	---	--

RAV4 Hybrid AWD

AV-S6, 2.5L, 4cyl	40	41/38	\$800	9	HEV SS
-------------------	----	-------	-------	---	--------

Manufacturer Model Configuration (trans, eng size, cyl)	MPG		Annual Fuel Cost	GHG Rating	Notes
	Comb	City/Hwy			

VOLKSWAGEN

Atlas Cross Sport 4motion

A-S8, 2.0L, 4cyl	20	18/23	\$1,600	4	T SS
A-S8, 3.6L, 6cyl	19	16/22	\$1,650	3	SS

Tiguan 4motion

A-S8, 2.0L, 4cyl	23	20/27	\$1,400	5	T SS
------------------	----	-------	---------	---	------

VOLVO

XC40 AWD

A-S8, 2.0L, 4cyl	25	22/30	\$1,650	5	P R T SS
------------------	----	-------	---------	---	----------

XC60 AWD

A-S8, 2.0L, 4cyl	23	20/27	\$1,800	5	P R T S SS
A-S8, 2.0L, 4cyl	23	20/27	\$1,800	5	P R T SS

XC60 AWD PHEV

A-S8, 2.0L, 4cyl	See page 43.				P R T S PHEV SS
------------------	--------------	--	--	--	-----------------

STANDARD SPORT UTILITY VEHICLES 2WD

BMW

X5 sDrive40i

A-S8, 3.0L, 6cyl	23	21/26	\$1,800	5	P T SS
------------------	----	-------	---------	---	--------

X6 sDrive40i

A-S8, 3.0L, 6cyl	23	21/26	\$1,800	5	P T SS
------------------	----	-------	---------	---	--------

BUICK

Enclave FWD

A-9, 3.6L, 6cyl	21	18/26	\$1,500	4	SS
-----------------	----	-------	---------	---	----

CADILLAC

Escalade 2WD

A-10, 6.2L, 8cyl	17	14/23	\$2,450	3	PR
------------------	----	-------	---------	---	----

CHEVROLET

Suburban C1500 2WD

A-6, 5.3L, 8cyl	18	15/22	\$1,750	3	
A-6, 5.3L, 8cyl	18	15/22	\$1,750	3	Gas
	13	11/17	\$2,300	3	E85
A-10, 6.2L, 8cyl	17	14/23	\$2,450	3	PR

Tahoe C1500 2WD

A-6, 5.3L, 8cyl	18	15/22	\$1,750	3	
A-6, 5.3L, 8cyl	18	15/22	\$1,750	3	Gas
	13	11/17	\$2,300	3	E85
A-10, 6.2L, 8cyl	17	14/23	\$2,450	3	PR

Traverse FWD

A-9, 3.6L, 6cyl	21	18/27	\$1,500	4	SS
-----------------	----	-------	---------	---	----

DODGE

Durango RWD

A-8, 3.6L, 6cyl	21	19/26	\$1,500	4	SS
A-8, 5.7L, 8cyl	17	14/22	\$2,250	3	Mid

FORD

Expedition 2WD

A-S10, 3.5L, 6cyl	19	17/23	\$1,650	3	T SS
-------------------	----	-------	---------	---	------

Expedition MAX 2WD

A-S10, 3.5L, 6cyl	19	17/23	\$1,650	3	T SS
-------------------	----	-------	---------	---	------

Manufacturer Model Configuration (trans, eng size, cyl)	MPG		Annual Fuel Cost	GHG Rating	Notes
	Comb	City/Hwy			

Explorer HEV RWD

A-S10, 3.3L, 6cyl	28	27/29	\$1,150	6	HEV SS
-------------------	----	-------	---------	---	--------

Explorer RWD

A-S10, 2.3L, 4cyl	24	21/28	\$1,300	5	T SS
-------------------	----	-------	---------	---	------

GMC

Acadia FWD

A-9, 2.0L, 4cyl	24	21/28	\$1,300	5	T SS
A-9, 2.5L, 4cyl	23	21/27	\$1,400	5	SS
A-9, 3.6L, 6cyl	22	19/27	\$1,450	4	SS

Yukon C1500 2WD

A-6, 5.3L, 8cyl	18	15/22	\$1,750	3	
A-6, 5.3L, 8cyl	18	15/22	\$1,750	3	Gas
	13	11/17	\$2,300	3	E85
A-10, 6.2L, 8cyl	17	14/23	\$2,450	3	PR

Yukon C1500 XL 2WD

A-6, 5.3L, 8cyl	18	15/22	\$1,750	3	
A-6, 5.3L, 8cyl	18	15/22	\$1,750	3	Gas
	13	11/17	\$2,300	3	E85
A-10, 6.2L, 8cyl	17	14/23	\$2,450	3	PR

HYUNDAI

Palisade FWD

A-S8, 3.8L, 6cyl	22	19/26	\$1,450	4	
------------------	----	-------	---------	---	--

INFINITI

QX80 2WD

A-S7, 5.6L, 8cyl	16	14/20	\$2,600	2	PR
------------------	----	-------	---------	---	----

LINCOLN

Aviator RWD

A-S10, 3.0L, 6cyl	21	18/26	\$1,500	4	T SS
-------------------	----	-------	---------	---	------

Navigator 2WD

A-S10, 3.5L, 6cyl	19	16/22	\$1,650	3	T SS
-------------------	----	-------	---------	---	------

Navigator L 2WD

A-S10, 3.5L, 6cyl	18	16/21	\$1,750	3	T SS
-------------------	----	-------	---------	---	------

NISSAN

Armada 2WD

A-S7, 5.6L, 8cyl	16	14/19	\$2,000	2	
------------------	----	-------	---------	---	--

TOYOTA

4Runner 2WD

A-S5, 4.0L, 6cyl	17	16/19	\$1,850	3	
------------------	----	-------	---------	---	--

Sequoia 2WD

A-S6, 5.7L, 8cyl	15	13/17	\$2,100	2	
------------------	----	-------	---------	---	--

VOLVO

XC90 FWD

A-S8, 2.0L, 4cyl	25	21/30	\$1,650	5	PRT SS
------------------	----	-------	---------	---	--------

STANDARD SPORT UTILITY VEHICLES 4WD

AUDI

e-tron Sportback

A-1	77	76/78	\$850	10	EV
-----	----	-------	-------	----	----

Manufacturer Model Configuration (trans, eng size, cyl)	MPG		Annual Fuel Cost	GHG Rating	Notes
	Comb	City/Hwy			

Q7

A-S8, 2.0L, 4cyl	21	19/23	\$2,000	4	PT SS
A-S8, 3.0L, 6cyl	18	17/21	\$2,300	3	PT MHEV SS

Q8

A-S8, 3.0L, 6cyl	18	17/21	\$2,300	3	PT MHEV SS
------------------	----	-------	---------	---	------------

RS Q8

A-S8, 4.0L, 8cyl	15	13/19	\$2,800	2	PT MHEV SS
------------------	----	-------	---------	---	------------

SQ7

A-S8, 4.0L, 8cyl	17	15/21	\$2,450	3	PT SS
------------------	----	-------	---------	---	-------

SQ8

A-S8, 4.0L, 8cyl	17	15/21	\$2,450	3	PT SS
------------------	----	-------	---------	---	-------

BENTLEY

Bentayga

A-S8, 3.0L, 6cyl			See page 43.		PT PHEV SS
A-S8, 4.0L, 8cyl	17	14/23	\$2,450	3	PT SS
A-S8, 6.0L, 12cyl	14	12/17	\$3,000	1	PT SS

BMW

X5 M

A-S8, 4.4L, 8cyl	15	13/18	\$2,800	2	PT SS
------------------	----	-------	---------	---	-------

X5 M Competition

A-S8, 4.4L, 8cyl	15	13/18	\$2,800	2	PT SS
------------------	----	-------	---------	---	-------

X5 M50i

A-S8, 4.4L, 8cyl	18	16/22	\$2,300	3	PT SS
------------------	----	-------	---------	---	-------

X5 xDrive40i

A-S8, 3.0L, 6cyl	22	20/26	\$1,900	4	PT SS
------------------	----	-------	---------	---	-------

X5 xDrive50i

A-S8, 4.4L, 8cyl	18	16/22	\$2,300	3	PT SS
------------------	----	-------	---------	---	-------

X6 M

A-S8, 4.4L, 8cyl	15	13/18	\$2,800	2	PT SS
------------------	----	-------	---------	---	-------

X6 M Competition

A-S8, 4.4L, 8cyl	15	13/18	\$2,800	2	PT SS
------------------	----	-------	---------	---	-------

X6 M50i

A-S8, 4.4L, 8cyl	18	16/22	\$2,300	3	PT SS
------------------	----	-------	---------	---	-------

X6 xDrive40i

A-S8, 3.0L, 6cyl	22	20/26	\$1,900	4	PT SS
------------------	----	-------	---------	---	-------

X7 M50i

A-S8, 4.4L, 8cyl	17	15/21	\$2,450	3	PT SS
------------------	----	-------	---------	---	-------

X7 xDrive40i

A-S8, 3.0L, 6cyl	22	20/25	\$1,900	4	PT SS
------------------	----	-------	---------	---	-------

X7 xDrive50i

A-S8, 4.4L, 8cyl	17	15/21	\$2,450	3	PT SS
------------------	----	-------	---------	---	-------

BUICK

Enclave AWD

A-9, 3.6L, 6cyl	20	17/25	\$1,600	4	SS
-----------------	----	-------	---------	---	----

CADILLAC

Escalade 4WD

A-10, 6.2L, 8cyl	17	14/21	\$2,450	3	PR
------------------	----	-------	---------	---	----

Manufacturer Model Configuration (trans, eng size, cyl)	MPG		Annual Fuel Cost	GHG Rating	Notes
	Comb	City/Hwy			

CHEVROLET

Suburban K1500 4WD

A-6, 5.3L, 8cyl	16	14/21	\$2,000	2	
A-6, 5.3L, 8cyl	16	14/21	\$2,000	2	Gas
	12	11/15	\$2,500	3	E85
A-10, 6.2L, 8cyl	16	14/20	\$2,600	2	PR

Tahoe K1500 4WD

A-6, 5.3L, 8cyl	17	15/21	\$1,850	3	
A-6, 5.3L, 8cyl	17	15/21	\$1,850	3	Gas
	13	11/16	\$2,300	3	E85
A-10, 6.2L, 8cyl	17	14/22	\$2,450	3	PR

Traverse AWD

A-9, 3.6L, 6cyl	20	17/25	\$1,600	4	SS
-----------------	----	-------	---------	---	----

DODGE

Durango AWD

A-8, 3.6L, 6cyl	21	18/25	\$1,500	4	SS
A-8, 5.7L, 8cyl	17	14/22	\$2,250	3	Mid

Durango SRT AWD

A-8, 6.4L, 8cyl	15	13/19	\$2,800	2	P
-----------------	----	-------	---------	---	---

FORD

Expedition 4WD

A-S10, 3.5L, 6cyl	19	17/22	\$1,650	3	T PT4 SS
-------------------	----	-------	---------	---	----------

Expedition MAX 4WD

A-S10, 3.5L, 6cyl	18	16/21	\$1,750	3	T PT4 SS
-------------------	----	-------	---------	---	----------

Explorer AWD

A-S10, 2.3L, 4cyl	23	20/27	\$1,400	5	T PT4 SS
A-S10, 3.0L, 6cyl	20	18/24	\$1,600	4	T PT4 SS

Explorer FFV AWD

A-S10, 3.3L, 6cyl	19	16/23	\$1,650	3	Gas
	13	11/15	\$2,300	3	E85

Explorer HEV AWD

A-S10, 3.3L, 6cyl	25	23/26	\$1,250	5	PT4 HEV SS
-------------------	----	-------	---------	---	------------

GMC

Acadia AWD

A-9, 2.0L, 4cyl	23	21/27	\$1,400	5	T SS
A-9, 3.6L, 6cyl	21	18/25	\$1,500	4	SS

Yukon K1500 4WD

A-6, 5.3L, 8cyl	17	15/21	\$1,850	3	
A-6, 5.3L, 8cyl	17	15/21	\$1,850	3	Gas
	13	11/16	\$2,300	3	E85
A-10, 6.2L, 8cyl	17	14/22	\$2,450	3	PR

Yukon K1500 XL 4WD

A-6, 5.3L, 8cyl	16	14/21	\$2,000	2	
A-6, 5.3L, 8cyl	16	14/21	\$2,000	2	Gas
	12	11/15	\$2,500	3	E85
A-10, 6.2L, 8cyl	16	14/20	\$2,600	2	PR

HYUNDAI

Palisade AWD

A-S8, 3.8L, 6cyl	21	19/24	\$1,500	4	
------------------	----	-------	---------	---	--

Manufacturer Model Configuration (trans, eng size, cyl)	MPG		Annual Fuel Cost	GHG Rating	Notes
	Comb	City/Hwy			

INFINITI

QX80 4WD

A-S7, 5.6L, 8cyl	15	13/19	\$2,800	2	PR
------------------	----	-------	---------	---	----

JEEP

Grand Cherokee 2WD

A-8, 3.6L, 6cyl	21	19/26	\$1,500	4	SS
-----------------	----	-------	---------	---	----

Grand Cherokee 4WD

A-8, 3.6L, 6cyl	21	18/25	\$1,500	4	SS
A-8, 5.7L, 8cyl	17	14/22	\$2,250	3	Mid

Grand Cherokee SRT 4WD

A-8, 6.4L, 8cyl	15	13/19	\$2,800	2	P
-----------------	----	-------	---------	---	---

Grand Cherokee Trackhawk 4WD

A-8, 6.2L, 8cyl	13	11/17	\$3,200	1	P S
-----------------	----	-------	---------	---	-----

LAMBORGHINI

Urus

A-S8, 4.0L, 8cyl	14	12/17	\$3,000	1	PT SS
------------------	----	-------	---------	---	-------

LAND ROVER

Defender 110

A-S8, 2.0L, 4cyl	18	17/20	\$2,300	3	PT SS
------------------	----	-------	---------	---	-------

Defender 110 MHEV

A-S8, 3.0L, 6cyl	19	17/22	\$2,200	3	PT MHEV SS
------------------	----	-------	---------	---	------------

Defender 90

A-S8, 2.0L, 4cyl	19	18/21	\$2,200	3	PT SS
------------------	----	-------	---------	---	-------

Defender 90 MHEV

A-S8, 3.0L, 6cyl	19	17/22	\$2,200	3	PT MHEV SS
------------------	----	-------	---------	---	------------

Discovery

A-S8, 3.0L, 6cyl	23	21/26	\$1,600	4	DT SS
A-S8, 3.0L, 6cyl	18	16/21	\$2,300	3	P S SS

Range Rover

A-S8, 3.0L, 6cyl	24	22/28	\$1,500	4	DT SS
A-S8, 5.0L, 8cyl	18	16/21	\$2,300	3	P S SS

Range Rover LWB

A-S8, 5.0L, 8cyl	18	16/21	\$2,300	3	P S SS
------------------	----	-------	---------	---	--------

Range Rover LWB SVA

A-S8, 5.0L, 8cyl	15	13/19	\$2,800	2	P S SS
------------------	----	-------	---------	---	--------

Range Rover MHEV

A-S8, 3.0L, 6cyl	21	19/24	\$2,000	4	PT MHEV SS
------------------	----	-------	---------	---	------------

Range Rover PHEV

A-S8, 2.0L, 4cyl		See page 43.			PT PHEV SS
------------------	--	--------------	--	--	------------

Range Rover Sport

A-S8, 3.0L, 6cyl	24	22/28	\$1,500	4	DT SS
A-S8, 5.0L, 8cyl	19	17/22	\$2,200	3	P S SS

Range Rover Sport PHEV

A-S8, 2.0L, 4cyl		See page 43.			PT PHEV SS
------------------	--	--------------	--	--	------------

Range Rover Sport SVR

A-S8, 5.0L, 8cyl	16	15/20	\$2,600	2	P S SS
------------------	----	-------	---------	---	--------

Range Rover SVA

A-S8, 5.0L, 8cyl	16	14/19	\$2,600	2	P S SS
------------------	----	-------	---------	---	--------

Manufacturer Model Configuration (trans, eng size, cyl)	MPG		Annual Fuel Cost	GHG Rating	Notes
	Comb	City/Hwy			

LEXUS

GX 460

A-S6, 4.6L, 8cyl	16	15/19	\$2,600	2	PR
------------------	----	-------	---------	---	----

LX 570

A-S8, 5.7L, 8cyl	14	12/16	\$3,000	1	PR
------------------	----	-------	---------	---	----

RX 450h AWD

AV-S6, 3.5L, 6cyl	30	31/28	\$1,400	7	PR HEV SS
-------------------	----	-------	---------	---	-----------

RX 450h L AWD

AV-S6, 3.5L, 6cyl	29	29/28	\$1,450	6	PR HEV SS
-------------------	----	-------	---------	---	-----------

LINCOLN

Aviator AWD

A-S10, 3.0L, 6cyl	20	17/24	\$1,600	4	T PT4 SS
-------------------	----	-------	---------	---	----------

Aviator PHEV AWD

A-S10, 3.0L, 6cyl	See page 43.				T PT4 PHEV SS
-------------------	--------------	--	--	--	---------------

Navigator 4WD

A-S10, 3.5L, 6cyl	18	16/21	\$1,750	3	T PT4 SS
-------------------	----	-------	---------	---	----------

MASERATI

Levante

A-8, 3.0L, 6cyl	17	15/21	\$2,450	3	PRT SS
-----------------	----	-------	---------	---	--------

Levante GTS

A-8, 3.8L, 8cyl	15	14/18	\$2,800	2	PRT SS
-----------------	----	-------	---------	---	--------

Levante S

A-8, 3.0L, 6cyl	17	15/21	\$2,450	3	PRT SS
-----------------	----	-------	---------	---	--------

Levante Trofeo

A-8, 3.8L, 8cyl	15	14/18	\$2,800	2	PRT SS
-----------------	----	-------	---------	---	--------

MERCEDES-BENZ

AMG G63

A-9, 4.0L, 8cyl	14	13/15	\$3,000	1	PRT SS
-----------------	----	-------	---------	---	--------

G550

A-9, 4.0L, 8cyl	14	13/17	\$3,000	1	PRT SS
-----------------	----	-------	---------	---	--------

GLE450 4matic

A-9, 3.0L, 6cyl	21	19/24	\$2,000	4	PR T MHEV SS
-----------------	----	-------	---------	---	--------------

GLE580 4matic

A-9, 4.0L, 8cyl	19	17/21	\$2,200	3	PR T MHEV SS
-----------------	----	-------	---------	---	--------------

GLS450 4matic

A-9, 3.0L, 6cyl	21	19/23	\$2,000	4	PR T MHEV SS
-----------------	----	-------	---------	---	--------------

GLS580 4matic

A-9, 4.0L, 8cyl	18	16/21	\$2,300	3	PR T MHEV SS
-----------------	----	-------	---------	---	--------------

NISSAN

Armada 4WD

A-S7, 5.6L, 8cyl	15	13/18	\$2,100	2	
------------------	----	-------	---------	---	--

PORSCHE

Cayenne

A-S8, 3.0L, 6cyl	20	19/23	\$2,100	4	P T SS
------------------	----	-------	---------	---	--------

Cayenne Coupe

A-S8, 3.0L, 6cyl	20	19/23	\$2,100	4	P T SS
------------------	----	-------	---------	---	--------

Cayenne e-Hybrid

A-S8, 3.0L, 6cyl	See page 43.				P T PHEV SS
------------------	--------------	--	--	--	-------------

Manufacturer Model Configuration (trans, eng size, cyl)	MPG		Annual Fuel Cost	GHG Rating	Notes
	Comb	City/Hwy			

Cayenne e-Hybrid Coupe

A-S8, 3.0L, 6cyl	See page 43.				P T PHEV SS
------------------	--------------	--	--	--	-------------

Cayenne S

A-S8, 2.9L, 6cyl	20	18/22	\$2,100	4	P T SS
------------------	----	-------	---------	---	--------

Cayenne S Coupe

A-S8, 2.9L, 6cyl	19	18/22	\$2,200	3	P T SS
------------------	----	-------	---------	---	--------

Cayenne Turbo

A-S8, 4.0L, 8cyl	17	15/19	\$2,450	3	PRT SS
------------------	----	-------	---------	---	--------

Cayenne Turbo Coupe

A-S8, 4.0L, 8cyl	17	15/19	\$2,450	3	PRT SS
------------------	----	-------	---------	---	--------

Cayenne Turbo S e-Hybrid

A-S8, 4.0L, 8cyl	See page 43.				P T PHEV SS
------------------	--------------	--	--	--	-------------

Cayenne Turbo S e-Hybrid Coupe

A-S8, 4.0L, 8cyl	See page 43.				P T PHEV SS
------------------	--------------	--	--	--	-------------

SUBARU

Ascent

AV-S8, 2.4L, 4cyl	23	21/27	\$1,400	5	T
-------------------	----	-------	---------	---	---

Ascent Limited/Touring

AV-S8, 2.4L, 4cyl	22	20/26	\$1,450	4	T
-------------------	----	-------	---------	---	---

TESLA

Model X Long Range

A-1	96	99/93	\$700	10	EV
-----	----	-------	-------	----	----

Model X Long Range Plus

A-1	105	108/101	\$650	10	EV
-----	-----	---------	-------	----	----

Model X Performance (20in Wheels)

A-1	90	90/89	\$750	10	EV
-----	----	-------	-------	----	----

Model X Performance (22in Wheels)

A-1	79	80/77	\$850	10	EV
-----	----	-------	-------	----	----

Model X Standard Range

A-1	101	105/98	\$650	10	EV
-----	-----	--------	-------	----	----

TOYOTA

4Runner 4WD

A-S5, 4.0L, 6cyl	17	16/19	\$1,850	3	PT4
------------------	----	-------	---------	---	-----

A-S5, 4.0L, 6cyl	17	16/19	\$1,850	3	
------------------	----	-------	---------	---	--

Highlander Hybrid AWD

AV-S6, 2.5L, 4cyl	35	35/35	\$900	8	HEV SS
-------------------	----	-------	-------	---	--------

Highlander Hybrid AWD LTD/PLAT

AV-S6, 2.5L, 4cyl	35	35/34	\$900	8	HEV SS
-------------------	----	-------	-------	---	--------

Land Cruiser Wagon 4WD

A-S8, 5.7L, 8cyl	14	13/17	\$2,250	1	
------------------	----	-------	---------	---	--

Sequoia 4WD

A-S6, 5.7L, 8cyl	14	13/17	\$2,250	1	PT4
------------------	----	-------	---------	---	-----

VOLKSWAGEN

Atlas 4motion

A-S8, 3.6L, 6cyl	19	16/22	\$1,650	3	SS
------------------	----	-------	---------	---	----

VOLVO

XC90 AWD

A-S8, 2.0L, 4cyl	23	20/27	\$1,800	5	PRT SS
------------------	----	-------	---------	---	--------

A-S8, 2.0L, 4cyl	21	18/26	\$2,000	4	PRT S SS
------------------	----	-------	---------	---	----------

Manufacturer Model Configuration (trans, eng size, cyl)	MPG		Annual Fuel Cost	GHG Rating	Notes
	Comb	City/Hwy			
XC90 AWD PHEV					
A-S8, 2.0L, 4cyl			See page 43.		PRT S PHEV SS

DIESEL VEHICLES

Diesel-powered vehicles are typically more fuel efficient than comparable vehicles powered by gasoline. Diesel engines are inherently more energy-efficient, and diesel fuel contains roughly 10%–15% more energy per gallon than gasoline. In

addition, new advances in diesel engine technology have improved performance, reduced engine noise and fuel odor, and decreased emissions of harmful air pollutants. Ultra-low sulfur diesel fuels also help reduce emissions from these vehicles.



Manufacturer Model Configuration (trans, eng size, cyl)	MPG		Annual Fuel Cost	GHG Rating	Notes
	Comb	City/Hwy			

MIDSIZE CARS

MAZDA

MAZDA6

A-S6, 2.2L, 4cyl	NA	NA	NA	NA	D
------------------	----	----	----	----	---

SMALL PICKUP TRUCKS 2WD

CHEVROLET

Colorado 2WD

A-6, 2.8L, 4cyl	23	20/30	\$1,600	4	D T SS
-----------------	----	-------	---------	---	--------

GMC

Canyon 2WD

A-6, 2.8L, 4cyl	23	20/30	\$1,600	4	D T SS
-----------------	----	-------	---------	---	--------

SMALL PICKUP TRUCKS 4WD

CHEVROLET

Colorado 4WD

A-6, 2.8L, 4cyl	22	19/28	\$1,650	4	D T SS
-----------------	----	-------	---------	---	--------

Colorado ZR2 4WD

A-6, 2.8L, 4cyl	19	18/22	\$1,950	3	D T SS
-----------------	----	-------	---------	---	--------

GMC

Canyon 4WD

A-6, 2.8L, 4cyl	22	19/28	\$1,650	4	D T SS
-----------------	----	-------	---------	---	--------

STANDARD PICKUP TRUCKS 2WD

CHEVROLET

Silverado 2WD

A-10, 3.0L, 6cyl	27	23/33	\$1,350	5	D T SS
------------------	----	-------	---------	---	--------

FORD

F150 2WD BASE PAYLOAD LT TIRE

A-S10, 3.0L, 6cyl	24	21/28	\$1,500	4	D T SS
-------------------	----	-------	---------	---	--------

F150 Pickup 2WD

A-S10, 3.0L, 6cyl	24	21/29	\$1,500	4	D T SS
-------------------	----	-------	---------	---	--------

GMC

Sierra 2WD

A-10, 3.0L, 6cyl	26	23/30	\$1,400	5	D T SS
------------------	----	-------	---------	---	--------

RAM

1500 2WD

A-8, 3.0L, 6cyl	26	22/32	\$1,400	5	D T
-----------------	----	-------	---------	---	-----

STANDARD PICKUP TRUCKS 4WD

CHEVROLET

Silverado 4WD

A-10, 3.0L, 6cyl	25	23/29	\$1,450	4	D T SS
------------------	----	-------	---------	---	--------

FORD

F150 Pickup 4WD

A-S10, 3.0L, 6cyl	22	20/25	\$1,650	3	D T SS
-------------------	----	-------	---------	---	--------

F150 Pickup 4WD XL/XLT

A-S10, 3.0L, 6cyl	24	21/28	\$1,500	4	D T SS
-------------------	----	-------	---------	---	--------

GMC

Sierra 4WD

A-10, 3.0L, 6cyl	24	22/26	\$1,500	4	D T SS
------------------	----	-------	---------	---	--------

Sierra 4WD AT4

A-10, 3.0L, 6cyl	24	22/26	\$1,500	4	D T SS
------------------	----	-------	---------	---	--------

Manufacturer Model Configuration (trans, eng size, cyl)	MPG		Annual Fuel Cost	GHG Rating	Notes
	Comb	City/Hwy			

RAM

1500 4WD

A-8, 3.0L, 6cyl	24	21/29	\$1,500	4	D T
-----------------	----	-------	---------	---	-----

SMALL SPORT UTILITY VEHICLES 4WD

JEEP

Wrangler Unlimited 4WD

A-8, 3.0L, 6cyl	25	22/29	\$1,450	4	D T SS
-----------------	----	-------	---------	---	--------

STANDARD SPORT UTILITY VEHICLES 2WD

MAZDA

CX-5

A-S6, 2.2L, 4cyl	NA	NA	NA	NA	D
------------------	----	----	----	----	---

STANDARD SPORT UTILITY VEHICLES 4WD

LAND ROVER

Discovery

A-S8, 3.0L, 6cyl	23	21/26	\$1,600	4	D T SS
------------------	----	-------	---------	---	--------

Range Rover

A-S8, 3.0L, 6cyl	24	22/28	\$1,500	4	D T SS
------------------	----	-------	---------	---	--------

Range Rover Sport

A-S8, 3.0L, 6cyl	24	22/28	\$1,500	4	D T SS
------------------	----	-------	---------	---	--------

MAZDA

CX-5

A-S6, 2.2L, 4cyl	NA	NA	NA	NA	D
------------------	----	----	----	----	---

ALL-ELECTRIC VEHICLES

All-electric vehicles (EVs) are propelled by one or more electric motors powered by a rechargeable battery. EVs are energy efficient and emit no tailpipe pollutants, although the power plant producing the electricity may emit pollution.

Electric motors have several performance benefits. They are quiet, have instant torque for quick acceleration, enable regenerative braking, and require less maintenance than internal combustion engines.

Current EVs typically have a shorter driving range than comparable gasoline or hybrid vehicles, and their range is more sensitive to driving style, driving conditions, and accessory use. Fully recharging the battery can take several hours—though a “fast charge” to 80% capacity may take as little as 30 minutes. Charging options outside the home are expanding. More than

800 employers offer charging at work, and nearly 22,000 public charging stations are available. EVs are typically more expensive than comparable conventional vehicles and hybrids due to the cost of the large battery. However, as manufacturers continue to improve the driving range and reduce the cost of these vehicles, they are becoming more practical and affordable for a wider range of consumers.

A federal income tax credit of up to \$7,500 is currently available to consumers purchasing a qualifying EV. (Note that the federal tax credit begins to phase out after the manufacturer has sold more than 200,000 qualifying vehicles.) State and/or local incentives may also apply. For additional information on EVs, including tax incentives and phase-out dates, visit fuelconomy.gov.



Model	Motor	Battery Type	Fuel Economy (comb/city/hwy)		Driving Range* (miles)	Charge Time (hrs @ 240)	Annual Fuel Cost	GHG Rating
			MPGe	kWh/100 mi				
SUBCOMPACT CARS								
BMW								
i3	125 kW AC Induction	Li-Ion	113/124/102	30/27/33	153	7	\$600	10
i3s	135 kW AC Induction	Li-Ion	113/124/102	30/27/33	153	7	\$600	10
MINI								
Cooper SE Hardtop 2 door	135 kW DCPM	Li-Ion	108/115/100	31/29/34	110	4	\$600	10
COMPACT CARS								
VOLKSWAGEN								
e-Golf	100 kW AC PMSM	Li-Ion	113/122/104	30/28/32	123	5.3	\$600	10
MIDSIZE CARS								
HYUNDAI								
Ioniq Electric	100 kW AC PMSM	Li-Ion	133/145/121	25/23/28	170	5.8	\$500	10
NISSAN								
Leaf (40 kW-hr battery pack)	110 kW DCPM	Li-Ion	111/123/99	30/27/34	149	8	\$600	10
Leaf (62 kW-hr battery pack)	160 kW DCPM	Li-Ion	108/118/97	31/29/35	226	11	\$600	10
Leaf SV/SL (62 kW-hr battery pack)	160 kW DCPM	Li-Ion	104/114/94	32/29/36	215	11	\$650	10
TESLA								
Model 3 Long Range	211 kW AC 3-Phase	Li-Ion	130/136/123	26/25/27	330	8.5/10†	\$500	10
Model 3 Long Range AWD	147 and 188 kW AC 3-Phase	Li-Ion	121/124/116	28/27/29	322	8.5/10†	\$550	10
Model 3 Long Range Performance AWD (18in)	147 and 211 kW AC 3-Phase	Li-Ion	121/124/116	28/27/29	322	8.5/10†	\$550	10
Model 3 Long Range Performance AWD (19in)	147 and 211 kW AC 3-Phase	Li-Ion	116/119/112	29/28/30	304	8.5/10†	\$550	10
Model 3 Long Range Performance AWD (20in)	147 and 211 kW AC 3-Phase	Li-Ion	113/118/107	30/29/31	299	8.5/10†	\$600	10
Model 3 Mid Range	211 kW AC 3-Phase	Li-Ion	123/128/117	27/26/29	264	8.5/10†	\$550	10
Model 3 Standard Range	211 kW AC 3-Phase	Li-Ion	131/138/124	26/24/27	220	8.5	\$500	10
Model 3 Standard Range Plus	211 kW AC 3-Phase	Li-Ion	141/148/132	24/23/26	250	8.5	\$450	10
LARGE CARS								
PORSCHE								
Taycan 4S Perf Battery Plus	120 kW ACPM	Li-Ion	69/68/71	49/50/48	203	10.5	\$950	10
Taycan Turbo	170 kW ACPM	Li-Ion	69/68/71	49/50/47	201	10	\$950	10
Taycan Turbo S	120 and 170 kW ACPM	Li-Ion	68/67/68	50/50/49	192	10.5	\$950	10
TESLA								
Model S Long Range	193 and 205 kW AC 3-Phase	Li-Ion	111/115/107	30/29/31	373	8/12‡	\$600	10
Model S Long Range Plus	193 and 375 kW AC 3-Phase	Li-Ion	117/121/112	29/28/30	402	15.3‡	\$550	10
Model S Performance (19in Wheels)	193 and 205 kW AC 3-Phase	Li-Ion	104/104/104	32/32/33	348	8/12‡	\$650	10
Model S Performance (21in Wheels)	193 and 205 kW AC 3-Phase	Li-Ion	97/98/96	35/34/35	326	8/12‡	\$700	10
Model S Standard Range	193 and 205 kW AC 3-Phase	Li-Ion	109/113/105	31/30/32	287	6.2/9.2‡	\$600	10
SMALL STATION WAGONS								
CHEVROLET								
Bolt EV	150 kW ACPM	Li-Ion	118/127/108	29/26/31	259	10	\$550	10
FORD								
Mach-E AWD Extended Range	3P/4P	Li-Ion	NA	NA	NA	NA	NA	NA
KIA								
Niro Electric	150 kW IPMSM	Li-Ion	112/123/102	30/27/33	239	9.5	\$600	10
Soul Electric	201 kW AC PMSM	Li-Ion	114/127/101	29/26/33	243	9.5	\$550	10
SMALL SPORT UTILITY VEHICLES 2WD								
BYD								
e6	75 kW DCPM	Li-Ion	72/73/71	47/46/47	187	5	\$900	10
HYUNDAI								
Kona Electric	150 kW AC PMSM	Li-Ion	120/132/108	27/25/31	258	9	\$550	10

Model	Motor	Battery Type	Fuel Economy (comb/city/hwy)		Driving Range* (miles)	Charge Time (hrs @ 240)	Annual Fuel Cost	GHG Rating
			MPGe	kWh/100 mi				

TESLA

Model Y RWD Long Range RWD	211 kW 3 Phase AC	Li-Ion	NA	NA	NA	NA	NA	NA
Model Y RWD Standard Range RWD	211 kW 3 Phase AC	Li-Ion	NA	NA	NA	NA	NA	NA

SMALL SPORT UTILITY VEHICLES 4WD

JAGUAR

I-Pace	147 and 147 kW AC 3-Phase	Li-Ion	76/80/72	44/42/47	234	13	\$850	10
---------------	---------------------------	--------	----------	----------	-----	----	-------	----

TESLA

Model Y AWD Long Range AWD	147 kW / 188 kW 3 Phase AC	Li-Ion	NA	NA	NA	NA	NA	NA
Model Y AWD Long Range AWD Performance	147 kW / 211 kW 3 Phase AC	Li-Ion	NA	NA	NA	NA	NA	NA
Model Y Long Range AWD	158 and 203 kW AC 3-Phase	Li-Ion	121/127/114	28/27/29	316	10‡	\$550	10
Model Y Performance AWD	147 and 211 kW AC 3-Phase	Li-Ion	121/129/112	28/26/30	315	10‡	\$550	10
Model Y Performance AWD (21in Wheels)	158 and 219 kW AC 3-Phase	Li-Ion	111/116/106	30/29/32	291	10‡	\$600	10

STANDARD SPORT UTILITY VEHICLES 4WD

AUDI

e-tron Sportback	141 and 172 kW Asynchron 3-Phase	Li-Ion	77/76/78	44/44/43	218	10	\$850	10
-------------------------	-------------------------------------	--------	----------	----------	-----	----	-------	----

TESLA

Model X Long Range	193 and 205 kW AC 3-Phase	Li-Ion	96/99/93	35/34/36	328	8/12‡	\$700	10
Model X Long Range Plus	193 and 205 kW AC 3-Phase	Li-Ion	105/108/101	32/31/33	351	8/12‡	\$650	10
Model X Performance (20in Wheels)	205 and 375 kW AC 3-Phase	Li-Ion	90/90/89	38/37/38	305	8/12‡	\$750	10
Model X Performance (22in Wheels)	205 and 375 kW AC 3-Phase	Li-Ion	79/80/77	43/42/44	272	8/12‡	\$850	10
Model X Standard Range	193 and 205 kW AC 3-Phase	Li-Ion	101/105/98	33/32/35	258	6.2/9.2‡	\$650	10

NOTES AND ABBREVIATIONS:

*..... Range for combined city/highway driving (55% city and 45% highway)
† First value is time required with the 48A high power charger option; second value is with standard charger.
‡ First value is time required with the 72A high power charger option; second value is with standard charger.
§ Available nationwide
AC..... Alternating current
AC Induction..... Alternating current induction motor

ACPM.... Alternating current permanent magnet
DCPM.... Direct current permanent magnet motor
IPMSM... Interior permanent magnet synchronous motor
Li-ion..... Lithium ion
MPGe ... Miles per gallon equivalent
NA Not available
PMSM ... Permanent magnet synchronous motor

FUEL CELL VEHICLES

Though not yet available for the mass market, a limited number of fuel cell vehicles (FCVs) are available for lease and sale in select regions of the country, mostly in California. FCVs are propelled by electric motors powered by fuel cells, which produce electricity from the chemical energy of hydrogen. Fuel cell technology is more efficient than internal combustion engines and environmentally

cleaner—the only by-product of a hydrogen fuel cell vehicle is water. However, several challenges must be overcome before FCVs are mass-marketed and sold across the country. For more information about FCVs, visit fuelconomy.gov and the Fuel Cell Technologies Program website at www.energy.gov/eere/fuelcells/fuel-cell-technologies-office/.

Model	Fuel Cell Type	Motor	Battery Type & Rating	Fuel Type	Fuel Economy Comb/City/Hwy	Driving Range (miles)
SUBCOMPACT CARS						
TOYOTA						
Mirai†	PEM	113 kW AC Synchronous	245V Ni-MH	Hydrogen	MPGe 67 / 67 / 67 MPK 66 / 65 / 66	312
MIDSIZE CARS						
HONDA						
Clarity Fuel Cell*	PEM	130 kW AC PMSM	346V Li-Ion	Hydrogen	MPGe 68 / 68 / 67 MPK 66 / 67 / 66	360
SMALL SPORT UTILITY VEHICLES 2WD						
HYUNDAI						
Nexo*	PEM	120 kW IPMSM	240V Li-Ion	Hydrogen	MPGe 57 / 59 / 54 MPK 56 / 58 / 53	354
Nexo Blue*	PEM	120 kW IPMSM	240V Li-Ion	Hydrogen	MPGe 61 / 65 / 58 MPK 60 / 64 / 56	380

NOTES AND ABBREVIATIONS:

*.....California only
 †.....Available in California and Hawaii
 AC..... Alternating current induction motor
 IPMSM..... Interior permanent magnet synchronous motor
 Li-ion..... Lithium ion

MPGe..... Miles per gallon gasoline equivalent
 MPK.....Miles per kilogram
 Ni-MH..... Nickel-metal hydride
 PEM.....Proton exchange membrane
 PMSM.....Permanent magnet synchronous motor

PLUG-IN HYBRID ELECTRIC VEHICLES

Plug-in hybrid electric vehicles (PHEVs) are hybrids that can be charged by plugging them into an electrical outlet or charging station. Plug-in hybrids can store enough electricity from the power grid to significantly reduce their gasoline consumption under typical driving conditions.

There are two basic plug-in hybrid configurations:

- **Series PHEVs, also called Extended Range Electric Vehicles (EREVs).** The electric motor on these vehicles is the only power source that turns the wheels; the gasoline engine only generates electricity. Series PHEVs can run solely on electricity until the battery needs to be recharged. The gasoline engine will then generate the electricity needed to power the electric motor. For short trips, these vehicles may not use any gasoline.
- **Parallel or Blended PHEVs.** Both the engine and electric motor are mechanically connected to the wheels, and both may propel the vehicle. The vehicle may operate using both electricity and gasoline at the same time, using electricity only, or using gasoline only.

Plug-in hybrids also have different battery capacities, allowing some to travel farther on electricity than others. PHEV fuel economy, like that of EVs and regular hybrids, can be sensitive to driving style, driving conditions, and accessory use. When operating in pure electric mode, PHEVs emit no tailpipe pollutants, although the power plant producing the electricity may emit pollution.

Charging a PHEV's battery typically takes several hours. They can be charged at home or at an increasing number of workplaces or public locations. However, PHEVs don't have to be plugged in to be driven. They can be fueled solely with gasoline, like a conventional hybrid, but they will not achieve maximum range or fuel economy without charging.

Plug-in hybrids use less gasoline and cost less to fuel than conventional hybrids, but they are more expensive to purchase.

A federal income tax credit of up to \$7,500 is currently available to consumers purchasing a qualifying plug-in hybrid. (Note that the federal tax credit begins to phase out after the manufacturer has sold more than 200,000 qualifying vehicles.) State and/or local incentives may also apply. For additional information on PHEVs, including tax incentives and phase-out dates, visit [fueleconomy.gov](https://www.fueleconomy.gov).



Manufacturer Model Trans, Eng Size, Cyl Elec. Motor	Fuel	Fuel Economy Combined MPGe	Range (miles)	Total Range* (miles)	Charge Time (hrs @ 240 V)	Annual Fuel Cost	GHG Rating
		Comb / City / Hwy MPG					
TWO-SEATER CARS							
BMW							
i8 Roadster							
A-6, 1.5L, 3cyl, 105kW DCPM	Electricity + Gasoline	69 MPGe ([49kWh + 0 gal]/100 mi)†	18	320	3	\$1,300	10
	Premium Gasoline	27 / 26 / 29	303				
MINICOMPACT CARS							
POLESTAR							
1							
A-S8, 2.0L, 4cyl, 52, 85, 86kW 3-phase Sync.	Electricity + Gasoline	58 MPGe ([57kWh + 0 gal]/100 mi)†	52	470	9	\$1,250	10
	Premium Gasoline	26 / 22 / 31	417				
SUBCOMPACT CARS							
BMW							
i3 with Range Extender							
A-1, 0.6L, 2cyl, 125kW DCPM	Electricity	100 MPGe (32kWh/100 mi)	126	200	7	\$700	10
	Premium Gasoline	31 / 30 / 31	72				
i3s with Range Extender							
A-1, 0.6L, 2cyl, 135kW DCPM	Electricity	100 MPGe (32kWh/100 mi)	126	200	7	\$700	10
	Premium Gasoline	31 / 30 / 31	72				
i8 Coupe							
A-6, 1.5L, 3cyl, 105kW DCPM	Electricity + Gasoline	69 MPGe ([49kWh + 0 gal]/100 mi)†	18	320	3	\$1,300	10
	Premium Gasoline	27 / 26 / 29	303				
KARMA							
Revero GT (21-inch wheels)							
A-1, 1.5L, 3cyl, 175 and 175 kw DCPM	Electricity	70 MPGe (48kWh/100 mi)	61	330	6.2	\$1,050	10
	Premium Gasoline	26 / 27 / 25	266				
COMPACT CARS							
BMW							
530e							
A-S8, 2.0L, 4cyl, 83kW DCPM	Electricity + Gasoline	69 MPGe ([47kWh + 0 gal]/100 mi)†	21	350	3	\$1,250	10
	Premium Gasoline	27 / 25 / 31	331				
530e xDrive							
A-S8, 2.0L, 4cyl, 83kW DCPM	Electricity + Gasoline	65 MPGe ([52kWh + 0 gal]/100 mi)†	19	330	3	\$1,350	10
	Premium Gasoline	25 / 23 / 29	311				
VOLVO							
S60 AWD PHEV							
A-S8, 2.0L, 4cyl, 34 and 65kW 3-phase Sync.	Electricity + Gasoline	69 MPGe ([47kWh + 0.1 gal]/100 mi)	22	510	3	\$1,200	10
	Premium Gasoline	30 / 28 / 33	485				
MIDSIZE CARS							
FORD							
Fusion Energi Plug-in Hybrid							
AV, 2.0L, 4cyl, 68 kW DCPM	Electricity + Gasoline	103 MPGe ([33kWh + 0 gal]/100 mi)†	26	610	2.6	\$700	10
	Gasoline	42 / 43 / 40	584				

Manufacturer Model Trans, Eng Size, Cyl Elec. Motor	Fuel	Fuel Economy Combined MPGe		Range (miles)	Total Range* (miles)	Charge Time (hrs @ 240 V)	Annual Fuel Cost	GHG Rating
		Comb / City / Hwy MPG						
Fusion Special Service PHEV								
AV, 2.0L, 4cyl, 68 kW DCPM	Electricity + Gasoline Gasoline	102 MPGe ([33kWh + 0 gal]/100 mi)† 42 / 43 / 40		26 582	610	2.6	\$700	10
HONDA								
Clarity Plug-in Hybrid								
AV, 1.5L, 4cyl, 135kW AC PMSM	Electricity + Gasoline Gasoline	110 MPGe ([31kWh + 0 gal]/100 mi)† 42 / 44 / 40		48 295	340	2.2	\$650	10
HYUNDAI								
Ioniq Plug-in Hybrid								
AM-6, 1.6L, 4cyl, 45kW IPMSM	Electricity + Gasoline Gasoline	119 MPGe ([28kWh + 0 gal]/100 mi)† 52 / 53 / 52		29 597	630	2.3	\$550	10
KIA								
Optima Plug-in Hybrid								
AM-6, 2.0L, 4cyl, 50kW IPMSM	Electricity + Gasoline Gasoline	101 MPGe ([33kWh + 0 gal]/100 mi)† 41 / 39 / 44		28 598	630	2.7	\$700	10
MINI								
Cooper SE Countryman All4								
A-S6, 1.5L, 3cyl, 65 kW AC Induction	Electricity + Gasoline Premium Gasoline	73 MPGe ([46kWh + 0 gal]/100 mi)† 29 / 29 / 30		18 280	300	2	\$1,200	10
TOYOTA								
Prius Prime								
AV, 1.8L, 4cyl, 22 and 53 kW AC Induction	Electricity + Gasoline Gasoline	133 MPGe ([25kWh + 0 gal]/100 mi)† 54 / 55 / 53		25 618	640	2	\$550	10
VOLVO								
S90 AWD PHEV								
A-S8, 2.0L, 4cyl, 34 and 65kW 3-phase Sync.	Electricity + Gasoline Premium Gasoline	60 MPGe ([50kWh + 0.1 gal]/100 mi) 30 / 28 / 31		21 473	490	3	\$1,250	10
LARGE CARS								
AUDI								
A8 L								
A-S8, 3.0L, 6cyl, 100kW AC Induction	Electricity + Gasoline Premium Gasoline	54 MPGe ([63kWh + 0 gal]/100 mi)† 23 / 21 / 27		17 404	420	2.4	\$1,550	9
BMW								
745e xDrive								
A-S8, 3.0L, 6cyl, 83 kW AC Induction	Electricity + Gasoline Premium Gasoline	56 MPGe ([61kWh + 0 gal]/100 mi)† 22 / 19 / 26		16 270	290	4	\$1,650	8
MERCEDES-BENZ								
S560e								
A-9, 3.0L, 6cyl, 90 kW DCPM	Electricity + Gasoline Premium Gasoline	64 MPGe ([53kWh + 0 gal]/100 mi)† 23 / 21 / 26		19 488	510	1.3	\$1,450	9
PORSCHE								
Panamera 4 e-Hybrid								
AM-S8, 2.9L, 6cyl, 70 kW DC Brushless	Electricity Premium Gasoline	51 MPGe (65kWh/100 mi) 23 / 21 / 24		14 477	490	3	\$1,650	8
Panamera 4 e-Hybrid Executive								
AM-S8, 2.9L, 6cyl, 70 kW DC Brushless	Electricity Premium Gasoline	51 MPGe (65kWh/100 mi) 23 / 21 / 24		14 477	490	3	\$1,650	8
Panamera 4 e-Hybrid ST								
AM-S8, 2.9L, 6cyl, 70 kW DC Brushless	Electricity Premium Gasoline	51 MPGe (65kWh/100 mi) 23 / 21 / 24		14 477	490	3	\$1,650	8
Panamera Turbo S e-Hybrid								
AM-S8, 4.0L, 8cyl, 70 kW DC Brushless	Electricity Premium Gasoline	48 MPGe (66kWh/100 mi) 20 / 19 / 22		14 432	450	3	\$1,800	7

Manufacturer Model Trans, Eng Size, Cyl Elec. Motor	Fuel	Fuel Economy Combined MPGe	Range (miles)	Total Range* (miles)	Charge Time (hrs @ 240 V)	Annual Fuel Cost	GHG Rating
		Comb / City / Hwy MPG					
Panamera Turbo S e-Hybrid Executive							
AM-S8, 4.0L, 8cyl, 70 kW DC Brushless	Electricity	48 MPGe (66kWh/100 mi)	14	450	3	\$1,800	7
	Premium Gasoline	20 / 19 / 22	432				
Panamera Turbo S e-Hybrid ST							
AM-S8, 4.0L, 8cyl, 70 kW DC Brushless	Electricity	48 MPGe (66kWh/100 mi)	14	450	3	\$1,800	7
	Premium Gasoline	20 / 19 / 22	432				
SMALL STATION WAGONS							
KIA							
Niro Plug-in Hybrid							
AM-6, 1.6L, 4cyl, 45kW IPMSM	Electricity + Gasoline	105 MPGe ([32kWh + 0 gal]/100 mi)†	26	560	2.2	\$650	10
	Gasoline	46 / 48 / 44	530				
VOLVO							
V60 AWD PHEV							
A-S8, 2.0L, 4cyl, 34 and 65kW 3-phase Sync.	Electricity + Gasoline	69 MPGe ([47kWh + 0.1 gal]/100 mi)	22	510	3	\$1,200	10
	Premium Gasoline	30 / 28 / 33	485				
MINIVANS 2WD							
CHRYSLER							
Pacifica Hybrid							
AV, 3.6L, 6cyl, 89 kW AC Induction	Electricity + Gasoline	82 MPGe ([41kWh + 0 gal]/100 mi)†	32	520	2	\$900	10
	Gasoline	30 / 29 / 30	487				
SMALL SPORT UTILITY VEHICLES 2WD							
FORD							
Escape FWD PHEV							
AV, 2.5L, 4cyl, 36 kW DCPM	Electricity + Gasoline	102 MPGe ([33kWh + 0 gal]/100 mi)†	37	530	3.3	\$700	10
	Gasoline	41 / 43 / 38	491				
SMALL SPORT UTILITY VEHICLES 4WD							
AUDI							
Q5							
AM-S7, 2.0L, 4cyl, 105kW AC Induction	Electricity + Gasoline	65 MPGe ([52kWh + 0 gal]/100 mi)†	20	390	2.4	\$1,300	10
	Premium Gasoline	27 / 25 / 29	370				
BMW							
X3 xDrive30e							
A-S8, 2.0L, 4cyl, 80kW DCPM	Electricity + Gasoline	60 MPGe ([56kWh + 0 gal]/100 mi)†	18	340	3	\$1,500	9
	Premium Gasoline	24 / 21 / 27	318				
MERCEDES-BENZ							
GLC350e 4matic							
A-9, 2.0L, 4cyl, 90 kW DCPM	Electricity + Gasoline	68 MPGe ([49kWh + 0 gal]/100 mi)†	22	360	1.3	\$1,300	10
	Premium Gasoline	25 / 23 / 28	334				
MITSUBISHI							
Outlander PHEV							
A-1, 2.0L, 4cyl, 60 kW DCPM	Electricity + Gasoline	74 MPGe ([45kWh + 0 gal]/100 mi)†	22	310	3.5	\$1,050	10
	Gasoline	25 / 25 / 26	288				
SUBARU							
Crosstrek Hybrid AWD							
AV, 2.0L, 4cyl, 88 kW AC Induction	Electricity + Gasoline	90 MPGe ([38kWh + 0 gal]/100 mi)†	17	480	2	\$800	10
	Gasoline	35 / 36 / 35	464				
VOLVO							
XC60 AWD PHEV							
A-S8, 2.0L, 4cyl, 34 and 65kW 3-phase Sync.	Electricity + Gasoline	57 MPGe ([57kWh + 0.1 gal]/100 mi)	19	520	3	\$1,400	10
	Premium Gasoline	27 / 26 / 28	502				

Manufacturer Model Trans, Eng Size, Cyl Elec. Motor	Fuel	Fuel Economy Combined MPGe	Range (miles)	Total Range* (miles)	Charge Time (hrs @ 240 V)	Annual Fuel Cost	GHG Rating
		Comb / City / Hwy MPG					
STANDARD SPORT UTILITY VEHICLES 4WD							
BENTLEY							
Bentayga							
A-S8, 3.0L, 6cyl, 100kW AC Induction	Electricity + Gasoline Premium Gasoline	45 MPGe ([71kWh + 0 gal]/100 mi)† 19 / 17 / 21	18 374	390	3	\$1,850	8
LAND ROVER							
Range Rover PHEV							
A-S8, 2.0L, 4cyl, 105 kW PMSM	Electricity + Gasoline Premium Gasoline	42 MPGe ([80kWh + 0 gal]/100 mi)† 19 / 18 / 21	19 461	480	3	\$1,900	8
Range Rover Sport PHEV							
A-S8, 2.0L, 4cyl, 105 kW PMSM	Electricity + Gasoline Premium Gasoline	42 MPGe ([80kWh + 0 gal]/100 mi)† 19 / 18 / 21	19 461	480	3	\$1,900	8
LINCOLN							
Aviator PHEV AWD							
A-S10, 3.0L, 6cyl, 74 kW PMSM	Electricity + Gasoline Gasoline	56 MPGe ([60kWh + 0 gal]/100 mi)† 23 / 22 / 25	21 443	460	3.5	\$1,250	9
PORSCHE							
Cayenne e-Hybrid							
A-S8, 3.0L, 6cyl, 99 kW DC Brushless	Electricity Premium Gasoline	41 MPGe (71kWh/100 mi) 21 / 20 / 22	14 408	420	3	\$1,800	7
Cayenne e-Hybrid Coupe							
A-S8, 3.0L, 6cyl, 99 kW DC Brushless	Electricity Premium Gasoline	41 MPGe (71kWh/100 mi) 21 / 20 / 22	14 408	420	3	\$1,800	7
Cayenne Turbo S e-Hybrid							
A-S8, 4.0L, 8cyl, 99 kW DC Brushless	Electricity Premium Gasoline	39 MPGe (76kWh/100 mi) 18 / 16 / 20	12 352	360	3	\$2,100	5
Cayenne Turbo S e-Hybrid Coupe							
A-S8, 4.0L, 8cyl, 99 kW DC Brushless	Electricity Premium Gasoline	39 MPGe (76kWh/100 mi) 18 / 16 / 20	12 352	360	3	\$2,100	5
VOLVO							
XC90 AWD PHEV							
A-S8, 2.0L, 4cyl, 34 and 65kW 3-phase Sync.	Electricity + Gasoline Premium Gasoline	55 MPGe ([58kWh + 0.1 gal]/100 mi) 27 / 26 / 28	18 505	520	3	\$1,400	10

NOTES AND ABBREVIATIONS:

*.....Total range includes operation on both electricity and gasoline and is rounded to the nearest 10 miles.
†.....This vehicle did not use any gasoline for charge-depleting (electric) operation during EPA city and highway tests. However, depending on how you drive the vehicle, you may use both gasoline and electricity during charge-depleting operation following a full charge.
‡.....Available for sale in March 2020
§.....Available nationwide

AC..... Alternating current induction motor
IPMSM.....Interior permanent magnet synchronous motor
Li-ion.....Lithium ion
MPGe..... Miles per gallon gasoline equivalent
MPK.....Miles per kilogram
Ni-MH..... Nickel-metal hydride
PEM.....Proton exchange membrane
PMSM.....Permanent magnet synchronous motor

ETHANOL FLEXIBLE FUEL VEHICLES

Ethanol flexible fuel vehicles (FFVs) are designed by the original manufacturer to operate on gasoline, E85, or any mixture of the two fuels. Annual fuel cost is estimated assuming 15,000 miles of travel each year (55% city and 45% highway) and an average fuel cost of \$1.99 per gallon for E85, \$2.11 per gallon for regular unleaded gasoline, and \$2.78 per gallon for premium unleaded gasoline. The price of ethanol is highly variable from region to region; it is typically lower in the Midwestern United States and higher in other areas. Also, the ethanol content of E85 can range from 51% to 83% and typically varies seasonally. Therefore,

actual consumer experience may differ significantly from the annual fuel cost estimates presented here, which are based on fuel economy tests using E85.

Fuel economy and driving range values are shown for both gasoline and E85. When operating your FFV on mixtures of gasoline and E85, such as when alternating between using these fuels, your driving range and fuel economy values will likely be somewhere between those listed for the two fuels, depending on the actual percentages of gasoline and E85 in the tank.

Manufacturer Model Configuration (trans, eng size, cyl)	MPG		Annual Fuel Cost	GHG Rating	Fuel	Driving Range (miles)
	Comb	City/Hwy				

LARGE CARS

CHEVROLET

Impala

A-S6, 3.6L, 6cyl	22	18/28	\$1,450	4	Gas	409
	16	14/20	\$1,850	4	E85	298

STANDARD PICKUP TRUCKS 2WD

CHEVROLET

Silverado 2WD

A-6, 5.3L, 8cyl	16	15/19	\$2,000	2	Gas	384/453
	12	11/14	\$2,500	3	E85	288/340

FORD

F150 2WD FFV BASE PAYLOAD LT

A-S10, 5.0L, 8cyl	18	16/21	\$1,750	3	Gas	430/486
	14	12/17	\$2,150	4	E85	335/378

F150 5.0L 2WD FFV GVWR>7599 LBS

A-S10, 5.0L, 8cyl	17	15/20	\$1,850	3	Gas	406/459
	14	12/17	\$2,150	4	E85	335/378

F150 Pickup 2WD FFV

A-S6, 3.3L, 6cyl	22	19/25	\$1,450	4	Gas	526/594
	16	14/19	\$1,850	5	E85	382/432
A-S10, 5.0L, 8cyl	19	17/23	\$1,650	3	Gas	454/513
	14	12/17	\$2,150	4	E85	335/378

GMC

Sierra 2WD

A-6, 5.3L, 8cyl	16	15/19	\$2,000	2	Gas	384/453
	12	11/14	\$2,500	3	E85	288/340

STANDARD PICKUP TRUCKS 4WD

CHEVROLET

Silverado 4WD

A-6, 5.3L, 8cyl	16	14/18	\$2,000	2	Gas	384/453
	12	11/13	\$2,500	2	E85	288/340

FORD

F150 Pickup 4WD FFV

A-S6, 3.3L, 6cyl	20	18/23	\$1,600	4	Gas	478/540
	15	13/17	\$2,000	4	E85	358/405
A-S10, 5.0L, 8cyl	18	15/21	\$1,750	3	Gas	430/486
	13	12/15	\$2,300	3	E85	311/351

Manufacturer Model Configuration (trans, eng size, cyl)	MPG		Annual Fuel Cost	GHG Rating	Fuel	Driving Range (miles)
	Comb	City/Hwy				

GMC

Sierra 4WD

A-6, 5.3L, 8cyl	16	14/19	\$2,000	2	Gas	384/453
	12	11/14	\$2,500	3	E85	288/340

VANS, PASSENGER TYPE

FORD

Transit T150 Wagon 2WD FFV

A-S10, 3.5L, 6cyl	17	15/19	\$1,850	3	Gas	420
	12	11/15	\$2,500	3	E85	296

Transit T150 Wagon 4WD FFV

A-S10, 3.5L, 6cyl	16	14/19	\$2,000	2	Gas	395
	12	11/14	\$2,500	3	E85	296

SPECIAL PURPOSE VEHICLES 2WD

FORD

Transit Connect Van FFV

A-S8, 2.0L, 4cyl	25	24/27	\$1,250	5	Gas	300
	19	18/20	\$1,550	5	E85	395

Transit Connect Wagon LWB FFV

A-S8, 2.0L, 4cyl	26	24/29	\$1,200	5	Gas	411
	19	17/21	\$1,550	6	E85	300

STANDARD SPORT UTILITY VEHICLES 2WD

CHEVROLET

Suburban C1500 2WD

A-6, 5.3L, 8cyl	18	15/22	\$1,750	3	Gas	572
	13	11/17	\$2,300	3	E85	413

Tahoe C1500 2WD

A-6, 5.3L, 8cyl	18	15/22	\$1,750	3	Gas	459
	13	11/17	\$2,300	3	E85	332

GMC

Yukon C1500 2WD

A-6, 5.3L, 8cyl	18	15/22	\$1,750	3	Gas	459
	13	11/17	\$2,300	3	E85	332

Yukon C1500 XL 2WD

A-6, 5.3L, 8cyl	18	15/22	\$1,750	3	Gas	572
	13	11/17	\$2,300	3	E85	413

Manufacturer Model Configuration (trans, eng size, cyl)	MPG		Annual Fuel Cost	GHG Rating	Fuel	Driving Range (miles)
	Comb	City/Hwy				

STANDARD SPORT UTILITY VEHICLES 4WD

CHEVROLET

Suburban K1500 4WD

A-6, 5.3L, 8cyl	16	14/21	\$2,000	2	Gas	509
	12	11/15	\$2,500	3	E85	382

Tahoe K1500 4WD

A-6, 5.3L, 8cyl	17	15/21	\$1,850	3	Gas	434
	13	11/16	\$2,300	3	E85	332

FORD

Explorer FFV AWD

A-S10, 3.3L, 6cyl	19	16/23	\$1,650	3	Gas	414
	13	11/15	\$2,300	3	E85	283

Manufacturer Model Configuration (trans, eng size, cyl)	MPG		Annual Fuel Cost	GHG Rating	Fuel	Driving Range (miles)
	Comb	City/Hwy				

GMC

Yukon K1500 4WD

A-6, 5.3L, 8cyl	17	15/21	\$1,850	3	Gas	434
	13	11/16	\$2,300	3	E85	332

Yukon K1500 XL 4WD

A-6, 5.3L, 8cyl	16	14/21	\$2,000	2	Gas	509
	12	11/15	\$2,500	3	E85	382

	Interior Volume (cu.ft.) Passenger / Cargo			
	2dr	4dr	Hatch	Pg
ACURA				
ILX		89/12		15
MDX AWD				29
MDX AWD A-SPEC				29
MDX FWD				27
MDX Hybrid AWD				29
NSX Hybrid				11
RDX AWD				29
RDX AWD A-SPEC				29
RDX FWD				27
RDX FWD A-SPEC				27
RLX		102/15		18
RLX Hybrid		102/15		18
TLX AWD		93/14		15
TLX AWD A-SPEC		93/14		15
TLX FWD		94/14		15
TLX FWD A-SPEC		93/14		15
ALFA ROMEO				
4C				11
Giulia		100/12		18
Giulia AWD		100/12		18
Stelvio				27
Stelvio AWD				29
ASTON MARTIN				
DB11 V12	72/9			12
DB11 V8	72/9			12
DBS	72/9			12
Vantage Manual				11
Vantage V8				11
AUDI				
A3		86/12		13
A3 Cabriolet quattro	79/10			13
A3 quattro		86/10		13
A4		92/13		15
A4 allroad quattro		90/28		23
A4 quattro		92/13		15
A5 Cabriolet quattro	81/10			13
A5 quattro		84/12		13
A5 Sportback quattro			91/22	18
A6 Allroad		101/30		24
A6 quattro		99/14		18
A7 quattro			95/25	18
A8 L		111/13		21,45
e-tron Sportback				33,41
Q3 quattro			84/17	29
Q5				29,46
Q7				33
Q8				33
R8 AWD				11
R8 Spyder AWD				11
RS Q8				33
RS3		86/10		13
S3		86/10		13
S4		90/13		16
S5		84/13		13
S5 Cabriolet		81/10		13
S5 Sportback		91/22		18
S6		98/16		18
S7			94/25	18

	Interior Volume (cu.ft.) Passenger / Cargo			
	2dr	4dr	Hatch	Pg
S8		111/13		21
SQ5				29
SQ7				33
SQ8				33
TT Coupe quattro	74/13			13
TT Roadster quattro				11
TT RS	74/13			13
TTS Coupe	74/13			13
BENTLEY				
Bentayga				33,47
Continental GT	87/11			13
Continental GT Convertible	77/6			12
Flying Spur	102/13			18
Mulsanne		101/11		18
BMW				
228i xDrive Gran Coupe		91/12		16
230i Convertible	82/10			13
230i Coupe	90/10			13
230i xDrive				
230i xDrive Convertible	82/10			13
230i xDrive Coupe	90/10			13
330i		94/13		16
330i xDrive		94/13		16
430i Convertible	90/9			13
430i Coupe	90/11			16
430i Gran Coupe		92/12		16
430i xDrive				
430i xDrive Convertible	90/9			13
430i xDrive Coupe	90/11			16
430i xDrive Gran Coupe		92/12		16
440i Convertible	90/9			13
440i Coupe	90/11			16
440i Gran Coupe		92/12		16
440i xDrive				
440i xDrive Convertible	90/9			14
440i xDrive Coupe	90/11			16
440i xDrive Gran Coupe		92/12		16
530e		99/10		16,44
530e xDrive		99/10		16,44
530i		99/14		18
530i xDrive		99/14		18
540i		99/14		18
540i xDrive		99/14		18
740i		114/14		21
740i xDrive		114/14		21
745e xDrive		114/10		21,45
750i xDrive		114/14		21
840i Convertible	81/12			14
840i Coupe	81/15			14
840i Gran Coupe	100/16			18
840i xDrive				
840i xDrive Convertible	81/12			14
840i xDrive Coupe	81/15			14
840i xDrive Gran Coupe		100/16		18
Alpina B7		114/14		21
i3		84/15		9,14,40
i3 with Range Extender		84/15		14,44
i3s		84/15		9,14,40
i3s with Range Extender		84/15		14,44

	Interior Volume (cu.ft.) Passenger / Cargo			
	2dr	4dr	Hatch	Pg
I8 Coupe	81/5			14,44
I8 Roadster	81/5			9,11,44
M2 Competition				
M2 CS Coupe	86/10			14
M240i xDrive		91/12		16
M240i Convertible	82/10			14
M240i Coupe	89/10			14
M240i Coupe M Performance	89/10			14
M240i xDrive Convertible	82/10			14
M240i xDrive Coupe	89/10			14
M240i xDrive Coupe M Performance	89/10			14
M340i		94/13		16
M340i xDrive		94/13		16
M4 Convertible	91/9			14
M4 Convertible Competition	91/9			14
M4 Coupe	90/11			16
M4 Coupe Competition	90/11			16
M4 CS	90/11			16
M5		103/14		18
M5 Competition		103/14		18
M550i xDrive		99/14		18
M760i xDrive		114/14		21
M8 Competition				
M8 Competition Convertible	81/12			14
M8 Competition Coupe	81/15			14
M8 Competition Gran Coupe	100/16			18
M8 Convertible	81/12			14
M8 Coupe	81/15			14
M8 Gran Coupe	100/16			18
M850i xDrive				
M850i xDrive Convertible	81/12			14
M850i xDrive Coupe	81/15			14
M850i xDrive Gran Coupe	100/16			18
X1 sDrive28i			101/27	21
X1 xDrive28i			101/27	22
X2 M35i			94/21	18
X2 sDrive28i			94/21	18
X2 xDrive28i			94/21	18
X3 M				29
X3 M Competition				29
X3 M40i				29
X3 sDrive30i				27
X3 xDrive30e				29,46
X3 xDrive30i				29
X4 M				29
X4 M Competition				29
X4 M40i				29
X4 xDrive30i				30
X5 M				33
X5 M Competition				33
X5 M50i				33
X5 sDrive40i				32
X5 xDrive40i				33
X5 xDrive50i				33
X6 M				33

	Interior Volume (cu.ft.) Passenger / Cargo			
	2dr	4dr	Hatch	Pg
X6 M Competition				33
X6 M50i				33
X6 sDrive40i				32
X6 xDrive40i				33
X7 M50i				33
X7 xDrive40i				33
X7 xDrive50i				33
Z4 M40i				11
Z4 sDrive30i				11

BUGATTI

Chiron				11
Divo				11

BUICK

Enclave AWD				33
Enclave FWD				32
Encore AWD				30
Encore FWD				27
Encore GX AWD				30
Encore GX FWD				27
Envision AWD				30
Envision FWD		75/26		28
Regal			98/18	18
Regal AWD			98/18	18
Regal TourX AWD		99/19		23

BYD

e6			88/16	28,40
----	--	--	-------	-------

CADILLAC

CT4		90/13		16
CT4 AWD		90/13		16
CT4 V		90/13		16
CT4 V AWD		90/13		16
CT5		99/13		18
CT5 AWD		99/13		18
CT5 V		99/13		18
CT5 V AWD		99/13		19
CT6 AWD		110/15		22
Escalade 2WD				32
Escalade 4WD				33
XT4 AWD		101/22		30
XT4 FWD		101/22		28
XT5 AWD				30
XT5 FWD				28
XT6 AWD				30
XT6 FWD				28

CHEVROLET

Blazer AWD				30
Blazer FWD				28
Bolt EV		94/17		9,24,40
Camaro		78/9		14
Colorado 2WD				9,24,38
Colorado 4WD				25,38
Colorado ZR2 4WD				25,38
Corvette				11
Equinox AWD		103/30		30
Equinox FWD		103/30		28
Impala		105/19		22,48
Malibu		100/13		19
Silverado 2WD				9,25,38,48

	Interior Volume (cu.ft.) Passenger / Cargo			
	2dr	4dr	Hatch	Pg
Silverado 4WD				26,38,48
Silverado 4WD TrailBoss				26
Silverado Cab Chassis 2WD				26
Silverado Cab Chassis 4WD				27
Sonic		91/12		16
Sonic 5		91/19		24
Spark		86/11		9,14
Spark ACTIV		86/11		9,14
Suburban C1500 2WD				32,48
Suburban K1500 4WD				34,49
Tahoe C1500 2WD				32,48
Tahoe K1500 4WD				34,49
Traverse AWD				34
Traverse FWD				32
Trax AWD				30
Trax FWD				28

CHRYSLER

300		106/16		22
300 AWD		106/16		22
Pacifica				9,27
Pacifica AWD				27
Pacifica Hybrid				9,27,46
Voyager				9,27

DODGE

Challenger		94/16		19
Challenger AWD		94/16		19
Challenger SRT		94/16		19
Challenger SRT Widebody		94/16		19
Challenger Widebody		94/16		19
Charger		105/16		22
Charger AWD		105/16		22
Charger SRT Widebody		105/17		22
Charger Widebody		105/17		22
Durango AWD				34
Durango RWD				32
Durango SRT AWD				34
Grand Caravan				27
Journey				28

FERRARI

488 Pista				11
488 Pista Spider				11
812 Superfast				11
F8 Tributo				11
GTC4Lusso			69/7	12
GTC4Lusso T			69/7	13
Portofino		75/5		13

FIAT

124 Spider				9,11
500 L			99/22	24
500X AWD				30

FORD

EcoSport AWD				30
EcoSport FWD				28
Edge AWD				30
Edge FWD				28
Escape AWD				30
Escape AWD HEV				30

	Interior Volume (cu.ft.) Passenger / Cargo			
	2dr	4dr	Hatch	Pg
Escape FWD				28
Escape FWD HEV				9,28
Escape FWD PHEV				28,46
Expedition 2WD				32
Expedition 4WD				34
Expedition MAX 2WD				32
Expedition MAX 4WD				34
Explorer AWD				34
Explorer FFV AWD				34,49
Explorer HEV AWD				34
Explorer HEV RWD				33
Explorer RWD				33
F150 2WD BASE PAYLOAD LT TIRE				25,38
F150 2WD FFV BASE PAYLOAD LT				25,48
F150 5.0L 2WD FFV GVWR>7599 LBS				25,48
F150 Pickup 2WD				25,38
F150 Pickup 2WD FFV				25,48
F150 Pickup 2WD Limited				25
F150 Pickup 4WD				26,38
F150 Pickup 4WD FFV				26,48
F150 Pickup 4WD Limited				26
F150 Pickup 4WD XL/XLT				26,38
F150 RAPTOR 4WD				26
Fusion AWD		103/16		19
Fusion Energi Plug-in Hybrid		103/8		19,44
Fusion FWD		103/16		19
Fusion Hybrid FWD		103/12		19
Fusion Hybrid Taxi		103/16		19
Fusion Special Service PHEV		103/8		19,45
GT		43/0		11
Mach-E AWD Extended Range				40
Mustang		83/13		14
Mustang Bullitt		83/14		14
Mustang Convertible		80/11		14
Mustang HO Convertible		85/12		14
Mustang HO Coupe		85/12		14
Ranger 2WD				25
Ranger 2WD Incomplete				26
Ranger 4WD				26
Shelby GT350				
Mustang		82/12		14
Shelby GT500				
Mustang		85/12		14
Transit Connect USPS				27
Transit Connect Van 2WD				27
Transit Connect Van FFV				27,48
Transit Connect Wagon LWB FFV				27,48
Transit Connect Wagon LWB FWD				27
Transit T150 Wagon 2WD FFV				26,48
Transit T150 Wagon 4WD FFV				26,48

GENESIS

G70 AWD		94/10		16
G70 RWD		94/10		16
G80 AWD		108/15		22
G80 RWD		108/15		22
G90 AWD		113/15		22
G90 RWD		113/15		22

**Interior Volume (cu.ft.)
Passenger / Cargo**

	2dr	4dr	Hatch	Pg
GMC				
Acadia AWD				34
Acadia FWD				33
Canyon 2WD			9,25,38	
Canyon 4WD			25,38	
Sierra 2WD			25,38,48	
Sierra 4WD			26,38,48	
Sierra 4WD AT4			26,38	
Sierra Cab Chassis 2WD				27
Sierra Cab Chassis 4WD				27
Terrain AWD	90/13			30
Terrain FWD	90/13			28
Yukon C1500 2WD				33,48
Yukon C1500 XL 2WD				33,48
Yukon K1500 4WD				34,49
Yukon K1500 XL 4WD				34,49

HONDA

Accord	106/17			22
Accord 2.0T Sport/Touring	103/17			19
Accord Hybrid	106/17			22
Civic 2Dr	91/12			16
Civic 4Dr	98/15			19
Civic 5Dr		97/26		22
Clarity Fuel Cell				42
Clarity Plug-in Hybrid	102/16		19,45	
CR-V AWD				30
CR-V FWD				28
CR-V Hybrid AWD				30
Fit	96/17			24
HR-V AWD	100/23			24
HR-V FWD	100/24			24
Insight	98/15			19
Insight Touring	98/15			19
Odyssey				9,27
Passport AWD				30
Passport FWD				28
Pilot AWD				30
Pilot FWD				28
Ridgeline AWD				26
Ridgeline FWD				25

HYUNDAI

Accent	90/14	91/22		16
Elantra	96/14			19
Elantra GT		97/25		22
Elantra SE	96/14			19
Ioniq		96/27		22
Ioniq Blue		96/27		9,22
Ioniq Electric	96/23		19,40	
Ioniq Plug-in Hybrid		96/23	19,45	
Kona AWD				30
Kona Electric			28,40	
Kona FWD				28
Nexo				42
Nexo Blue				42
Palisade AWD				34
Palisade FWD				33
Santa Fe AWD				30
Santa Fe FWD				28
Sonata	105/16			22
Sonata Hybrid	105/16			22

**Interior Volume (cu.ft.)
Passenger / Cargo**

	2dr	4dr	Hatch	Pg
Sonata Hybrid Blue	105/16			22
Tucson AWD				30
Tucson FWD				28
Veloster	90/20			16
Veloster N	90/20			16
Venue	92/19			19

INFINITI

Q50	100/14			19
Q50 AWD	100/14			19
Q50 Red Sport	100/14			19
Q50 Red Sport AWD	100/14			19
Q60	85/9			14
Q60 AWD	85/9			14
Q60 Red Sport	85/9			14
Q60 Red Sport AWD	85/9			14
QX50				28
QX50 AWD				30
QX60 AWD				30
QX60 FWD				28
QX80 2WD				33
QX80 4WD				34

JAGUAR

E-Pace				30
E-Pace P300				30
F-Pace				30
F-Pace 30t				30
F-Type AWD Convertible				11
F-Type AWD Coupe				11
F-Type Convertible				11
F-Type Coupe				11
F-Type S AWD Convertible				11
F-Type S AWD Coupe				11
F-Type S Convertible				11
F-Type S Coupe				11
F-Type SVR AWD Convertible				11
F-Type SVR AWD Coupe				11
I-Pace				30,41
XE	91/10			16
XE 30t	91/10			16
XE AWD	91/10			16
XE AWD 30t	91/10			16
XF	97/14			19
XF 30t	97/14			19
XF AWD	97/14			19
XF AWD 30t	97/14			19
XF Sportbrake AWD	97/34			24

JEEP

Cherokee 4WD				30
Cherokee 4WD Active Drive II				30
Cherokee FWD				28
Cherokee Trailhawk 4WD				30
Compass 4WD				30
Compass FWD				28
Gladiator Pickup 4WD				26
Grand Cherokee 2WD				34
Grand Cherokee 4WD				34
Grand Cherokee SRT 4WD				34
Grand Cherokee Trackhawk 4WD				34
Renegade 2WD				28
Renegade 4WD				30

**Interior Volume (cu.ft.)
Passenger / Cargo**

	2dr	4dr	Hatch	Pg
Renegade Trailhawk 4WD				31
Wrangler 4WD				31
Wrangler Unlimited 4WD				31,38

KARMA

Revero GT (21-inch wheels)	87/5			15,44
----------------------------	------	--	--	-------

KIA

Cadenza	108/16			22
Forte	96/15			19
Forte FE	96/15			19
K900	110/15			22
Niro	101/22			24
Niro Electric	97/22			24,40
Niro FE	101/22			9,24
Niro Plug-in Hybrid	101/19			24,46
Niro Touring	101/22			24
Optima	105/16			22
Optima FE	105/16			22
Optima Hybrid	105/13			19
Optima Plug-in Hybrid	105/10		19,45	
Rio	90/14	91/17		16
Sedona				27
Sorento AWD				31
Sorento FWD				28
Soul	101/24			24
Soul Eco dynamics	101/24			24
Soul Electric	98/23		24,40	
Sportage AWD				31
Sportage FWD				28
Stinger AWD	95/23			19
Stinger RWD	95/23			20
Telluride AWD	157/21			31
Telluride FWD	157/21			

LAMBORGHINI

Aventador Coupe				11
Aventador Roadster				11
Aventador Sian Coupe				11
Aventador Sian Roadster				11
Huracan				11
Huracan 2WD				11
Huracan Spyder				11
Huracan Spyder 2WD				11
Urus				34

LAND ROVER

Defender 110				34
Defender 110 MHEV				34
Defender 90				34
Defender 90 MHEV				34
Discovery				34,38
Discovery Sport				31
Discovery Sport MHEV				31
Evoque				31
Evoque MHEV				31
Range Rover				34,38
Range Rover LWB				34
Range Rover LWB SVA				34
Range Rover MHEV				34
Range Rover PHEV				34,47
Range Rover Sport				34,38
Range Rover Sport PHEV				34,47

Interior Volume (cu.ft.) Passenger / Cargo			
2dr	4dr	Hatch	Pg
Range Rover Sport SVR			34
Range Rover SVA			34
Range Rover Velar			31
Range Rover Velar P300			31
Range Rover Velar P380			31

LEXUS

ES 300h	97/14		20
ES 350	100/13		20
ES 350 F Sport	100/13		20
GS 350	99/14		20
GS 350 AWD	100/14		20
GS 350 F Sport	99/14		20
GS F	91/14		16
GX 460			35
IS 300	90/11		17
IS 300 AWD	90/11		17
IS 350	90/11		17
IS 350 AWD	90/11		17
LC 500	86/5		15
LC 500h	86/5		15
LS 500	99/13		20
LS 500 AWD	99/13		20
LS 500h	99/12		20
LS 500h AWD	99/12		20
LX 570			35
NX 300			28
NX 300 AWD			31
NX 300 AWD F Sport			31
NX 300h AWD			31
RC 300	84/10		15
RC 300 AWD	84/10		15
RC 350	84/10		15
RC 350 AWD	84/10		15
RC F	79/10		15
RX 350			28
RX 350 AWD			31
RX 350 L			28
RX 350 L AWD			31
RX 450h AWD			35
RX 450h L AWD			35
UX 200		90/22	20
UX 250h		90/17	17
UX 250h AWD		90/17	17

LINCOLN

Aviator AWD			35
Aviator PHEV AWD			35,47
Aviator RWD			33
Continental AWD	106/16		22
Continental FWD	106/16		22
Continental Coach	106/16		22
Corsair AWD			31
Corsair FWD			28
MKZ AWD	99/16		20
MKZ FWD	99/16		20
MKZ Hybrid FWD	99/12		20
Nautilus AWD			31
Nautilus FWD			29
Navigator 2WD			33
Navigator 4WD			35
Navigator L 2WD			33

Interior Volume (cu.ft.) Passenger / Cargo			
2dr	4dr	Hatch	Pg

LOTUS

Evora	48/6	48/6	13
Evora GT	48/6	48/6	13

MASERATI

Ghibli		108/10	20
Ghibli S		108/10	20
Ghibli SQ4		108/10	20
Levante			35
Levante GTS			35
Levante S			35
Levante Trofeo			35
Quattroporte GTS	114/19		22
Quattroporte S	114/19		22
Quattroporte SQ4	114/19		22

MAZDA

2		87/16	17
3 4-Door 2WD		93/13	17
3 4-Door 4WD		93/13	17
3 5-Door 2WD		93/20	20
3 5-Door 4WD		93/20	20
6		100/14	20
CX-3 2WD		88/16	17
CX-3 4WD		88/16	17
CX-30 2WD			29
CX-30 4WD			31
CX-5			38,38
CX-5 2WD			29
CX-5 4WD			31
CX-9 2WD			29
CX-9 4WD			31
MAZDA6	99/14		38
MX-5			9,12

MCLAREN AUTOMOTIVE

570S Coupe			12
570S Spider			12
600LT Spider			12
620R Coupe			12
720S Coupe			12
720S Spider			12
GT			12
Speedtail			12

MERCEDES-BENZ

A220	91/9		15
A220 4matic	91/9		15
AMG A35 4matic	91/9		15
AMG C43 4matic	90/13		17
AMG C43 4matic Convertible	81/9		15
AMG C43 4matic Coupe	79/10		15
AMG C63		92/13	17
AMG C63 Convertible	81/9		15
AMG C63 Coupe	79/11		15
AMG C63 S		92/13	17
AMG C63 S Convertible	81/9		15
AMG C63 S Coupe	79/11		15

Interior Volume (cu.ft.) Passenger / Cargo			
2dr	4dr	Hatch	Pg

AMG CLA35 4matic		89/12	17
AMG CLA45 4matic	89/12		17
AMG CLS53 4matic Plus		93/12	17
AMG E53 4matic Plus		97/13	20
AMG E53 4matic Plus Convertible	87/9		15
AMG E53 4matic Plus Coupe	89/10		15
AMG E63 S 4matic Plus		98/13	20
AMG E63 S 4matic Plus (wagon)		98/35	24
AMG G63			35
AMG GLC43 4matic			31
AMG GLC43 4matic Coupe			31
AMG GLC63 4matic Plus			31
AMG GLC63 4matic Plus Coupe			31
AMG GLC63 S 4matic Plus Coupe			31
AMG GT 53 4matic Plus		96/13	17
AMG GT 63 4matic Plus		96/13	17
AMG GT 63 S 4matic Plus		96/13	17
AMG GT C Coupe			12
AMG GT C Roadster			12
AMG GT Coupe			12
AMG GT R Coupe			12
AMG GT R Roadster			12
AMG GT Roadster			12
AMG S63 4matic Plus		112/12	23
AMG S63 4matic Plus Convertible	88/7		15
AMG S63 4matic Plus Coupe	90/10		17
AMG S65		112/12	23
AMG SLC43			12
C300		90/13	17
C300 4matic		90/13	17
C300 4matic Convertible	81/9		15
C300 4matic Coupe	79/10		15
C300 Convertible	81/9		15
C300 Coupe	79/10		15
CLA250		89/12	17
CLA250 4matic		89/12	17
CLS450		93/12	17
CLS450 4matic		93/12	17
E350		98/13	20
E350 4matic		98/13	20
E450 4matic		98/13	20
E450 4matic (station wagon)		98/35	24
E450 4matic Convertible	87/9		15
E450 4matic Coupe	89/10		15
E450 Convertible	87/9		15
E450 Coupe	89/10		15
G550			35
GLA250			29
GLA250 4matic			31
GLB250			29
GLB250 4matic			31
GLC300			29
GLC300 4matic			31
GLC300 4matic Coupe			31
GLC350e 4matic			31,46
GLE350			31

Interior Volume (cu.ft.) Passenger / Cargo			
2dr	4dr	Hatch	Pg
GLE350 4matic			31
GLE450 4matic			35
GLE580 4matic			35
GLS450 4matic			35
GLS580 4matic			35
Maybach S650	120/10		23
Metris (Cargo Van)			27
Metris (Cargo Van, LWB)			27
Metris (Passenger Van)			27
S450	112/12		23
S450 4matic	112/12		23
S560	112/12		23
S560 4matic	112/12		23
S560 4matic Coupe	90/10		17
S560 4matic Maybach	120/10		23
S560 Convertible	88/7		15
S560e	112/9		23,45
SL450			12
SL550			12
SLC300			12

MINI

Cooper Convertible	76/5		9,13
Cooper Countryman		97/18	20
Cooper Countryman All4		97/18	20
Cooper Hardtop 2 door		80/9	15
Cooper Hardtop 4 door		84/9	15
Cooper S Clubman		92/18	20
Cooper S Clubman All4		92/18	20
Cooper S Convertible	76/5		13
Cooper S Countryman		97/18	20
Cooper S Countryman All4		97/18	20
Cooper S Hardtop 2 door		80/9	15
Cooper S Hardtop 4 door		84/9	15
Cooper SE Countryman All4		95/17	20,45
Cooper SE Hardtop 2 door		80/9	15,40
JCW Countryman All4		97/18	20
John Cooper Works Clubman All4		92/18	20
John Cooper Works Convertible	76/5		13
John Cooper Works Hardtop		80/9	15

MITSUBISHI

Eclipse Cross 2WD			29
Eclipse Cross 4WD			31
Eclipse Cross ES 2WD			29
Eclipse Cross ES 4WD			31
Mirage	86/17	86/17	17
Mirage G4	89/12		17
Outlander 2WD			29
Outlander 4WD			31
Outlander PHEV			31,46
Outlander Sport 2WD			29
Outlander Sport 4WD			32

NISSAN

370Z			12
370Z Roadster			12
Altima	101/15		20
Altima AWD	101/15		20
Altima AWD SR/Platinum	101/15		20
Altima SR/Platinum	101/15		20
Armada 2WD			33

Interior Volume (cu.ft.) Passenger / Cargo			
2dr	4dr	Hatch	Pg
Armada 4WD			35
Frontier 2WD			25
Frontier 4WD			26
GT-R	79/9		15
Kicks		93/25	20
Leaf (40 kW-hr battery pack)		92/24	20,40
Leaf (62 kW-hr battery pack)		92/24	20,40
Leaf SV/SL (62 kW-hr battery pack)		92/24	20,40
Maxima	98/14		20
Murano AWD	108/28		24
Murano FWD	108/28		24
NV200 Cargo Van			27
Pathfinder 2WD			29
Pathfinder 4WD			32
Pathfinder 4WD Platinum			32
Rogue AWD			32
Rogue FWD			29
Rogue Sport	96/20		24
Rogue Sport AWD	96/20		24
Sentra	96/14		21
Sentra SR	96/14		21
Titan 2WD			25
Titan 4WD			26
Titan 4WD PRO4X			26
Versa	90/15		17

PAGANI

Huayra Roadster BC			12
--------------------	--	--	----

POLESTAR

1	72/4		9,13,44
---	------	--	---------

PORSCHE

718 Cayman GT4			12
718 Spyder			12
911 Carrera	70/5		13
911 Carrera 4	70/5		13
911 Carrera 4 Cabriolet	68/5		13
911 Carrera 4S	70/5		13
911 Carrera 4S Cabriolet	68/5		13
911 Carrera Cabriolet	68/5		13
911 Carrera S	70/5		13
911 Carrera S Cabriolet	68/5		13
Boxster			12
Boxster S			12
Boxster T			12
Cayenne			35
Cayenne Coupe			35
Cayenne e-Hybrid			35,47
Cayenne e-Hybrid Coupe			35,47
Cayenne S			35
Cayenne S Coupe			35
Cayenne Turbo			35
Cayenne Turbo Coupe			35
Cayenne Turbo S e-Hybrid			35,47
Cayenne Turbo S e-Hybrid Coupe			35,47
Cayman			12
Cayman S			12
Cayman T			12

Interior Volume (cu.ft.) Passenger / Cargo			
2dr	4dr	Hatch	Pg
Macan			32
Macan GTS			32
Macan S			32
Macan Turbo			32
Panamera	108/16		23
Panamera 4	108/16		23
Panamera 4 e-Hybrid	108/16		23,45
Panamera 4 e-Hybrid Executive	108/16		23,45
Panamera 4 e-Hybrid ST	108/16		23,45
Panamera 4 Executive	108/16		23
Panamera 4 ST	108/16		23
Panamera 4S	108/16		23
Panamera 4S Executive	108/16		23
Panamera 4S ST	108/16		23
Panamera GTS	108/16		23
Panamera GTS ST	108/16		23
Panamera Turbo	108/16		23
Panamera Turbo Exec	108/16		23
Panamera Turbo S e-Hybrid	108/16		23,45
Panamera Turbo S e-Hybrid Executive	108/16		23,46
Panamera Turbo S e-Hybrid ST	108/16		23,46
Panamera Turbo ST	108/16		23
Taycan 4S Perf Battery Plus	108/16		23,40
Taycan Turbo	108/16		23,40
Taycan Turbo S	108/16		23,40

RAM

1500 2WD			25,38
1500 4WD			26,38
1500 Classic 2WD			25
1500 Classic 4WD			26
1500 HFE 2WD			25
Promaster City			27

ROLLS-ROYCE

Cullinan	112/21		24
Cullinan Black Badge	112/21		24
Dawn	100/9		17
Ghost	111/14		23
Ghost EWB	117/14		23
Phantom	116/15		23
Phantom EWB	127/15		23
Wraith	99/13		21

ROUSH PERFORMANCE

F150 Pickup 2WD			25
F150 Pickup 4WD			26
Stage 3 Mustang	82/12		15

RUF AUTOMOBILE

TURBO12/CTR3/CTR ANNIVERSARY			12
------------------------------	--	--	----

SUBARU

Ascent			35
Ascent Limited/Touring			35
BRZ	77/7		13
BRZ tS	77/7		13
Crosstrek AWD			32
Crosstrek Hybrid AWD			32,46
Forester AWD			32

	Interior Volume (cu.ft.) Passenger / Cargo			
	2dr	4dr	Hatch	Pg
Impreza 4-Door		100/12		21
Impreza 5-Door		101/21		24
Impreza Sport 4-Door		100/12		21
Impreza Sport 5-Door		101/21		24
Legacy AWD		105/15		23
Outback AWD				32
WRX		97/12		17

TESLA

Model 3 Long Range		97/15		21,40
Model 3 Long Range AWD		97/15		21,40
Model 3 Long Range Performance AWD (18in)		97/15		21,40
Model 3 Long Range Performance AWD (19in)		97/15		21,40
Model 3 Long Range Performance AWD (20in)		97/15		21,40
Model 3 Mid Range		97/15		21,40
Model 3 Standard Range		97/15		21,40
Model 3 Standard Range Plus		97/15		9,21,40
Model S Long Range			94/26	23,40
Model S Long Range Plus			94/26	9,23,40
Model S Performance (19in Wheels)			94/26	23,40
Model S Performance (21in Wheels)			94/26	23,40
Model S Standard Range			94/26	23,40
Model X Long Range				35,41
Model X Long Range Plus				9,35,41
Model X Performance (20in Wheels)				35,41
Model X Performance (22in Wheels)				35,41
Model X Standard Range				35,41
Model Y AWD Long Range AWD				41
Model Y AWD Long Range AWD Performance				41
Model Y Long Range AWD				32,41
Model Y Performance AWD				9,32,41
Model Y Performance AWD (21in Wheels)				32,41
Model Y RWD Long Range RWD				41
Model Y RWD Standard Range RWD				41

TOYOTA

4Runner 2WD				33
4Runner 4WD				35
86		77/7		13

	Interior Volume (cu.ft.) Passenger / Cargo			
	2dr	4dr	Hatch	Pg
Avalon		103/16		21
Avalon Hybrid		103/16		21
Avalon Hybrid XLE		103/16		21
Avalon XLE		103/16		21
C-HR			86/19	17
Camry		100/14		21
Camry AWD LE/SE		100/15		21
Camry AWD XLE/XSE		100/15		21
Camry Hybrid LE		100/15		21
Camry Hybrid XLE/SE		100/15		21
Camry LE/SE		100/14		21
Camry TRD		100/14		21
Camry XLE/XSE		100/14		21
Camry XSE		100/14		21
Corolla		89/13		17
Corolla Hatchback			85/18	17
Corolla Hatchback XSE			85/18	17
Corolla Hybrid		89/13		9,17
Corolla XLE		89/13		17
Corolla XSE		89/13		17
GR Supra				12
Highlander				29
Highlander AWD				32
Highlander Hybrid				29
Highlander Hybrid AWD				9,35
Highlander Hybrid AWD LTD/PLAT				9,35
Land Cruiser Wagon 4WD				35
Mirai				42
Prius			91/27	21
Prius AWD			91/27	21
Prius c			87/17	17
Prius Eco			91/27	9,21
Prius Prime			91/20	21,45
RAV4				29
RAV4 AWD				32
RAV4 AWD LE				32
RAV4 AWD TRD OFFROAD				32
RAV4 Hybrid AWD				32
Sequoia 2WD				33
Sequoia 4WD				35
Sienna 2WD				27
Sienna AWD				27
Tacoma 2WD				25
Tacoma 4WD				25

	Interior Volume (cu.ft.) Passenger / Cargo			
	2dr	4dr	Hatch	Pg
Tacoma 4WD D-CAB MT TRD-ORP/PRO				25
Tundra 2WD				25
Tundra 4WD				26
Yaris		86/13	87/16	17

VOLKSWAGEN

Arteon		96/27		23
Arteon 4motion		96/27		23
Atlas				29
Atlas 4motion				35
Atlas Cross Sport				29
Atlas Cross Sport 4motion				32
e-Golf			91/17	9,18,40
Golf			93/16	18
GTI			93/16	18
Jetta		94/16		18
Passat		102/16		21
Tiguan				29
Tiguan 4motion				32

VOLVO

S60 AWD		93/12		18
S60 AWD PHEV		93/12		18,44
S60 FWD		93/12		18
S90 AWD		102/14		21
S90 AWD PHEV		102/14		21,45
V60 AWD PHEV		94/29		24,46
V60 CC AWD		94/29		24
V60 FWD		94/29		24
V90 AWD		98/34		24
V90 CC AWD		98/34		24
V90 FWD		98/34		9,24
XC40 AWD		98/25		32
XC40 FWD		98/25		29
XC60 AWD		103/30		32
XC60 AWD PHEV		103/30		32,46
XC60 FWD		103/30		29
XC90 AWD		104/47		35
XC90 AWD PHEV		104/47		36,47
XC90 FWD		104/47		33

NOTES

NOTES

Fuel economy for city, highway, and combined city/highway driving (55% city and 45% highway) in miles per gallon

Combined city/highway fuel economy range for vehicles in same EPA vehicle class and fuel economy for most efficient vehicle overall for model year

Technology and fuel type, such as gasoline, diesel, flexible fuel (gasoline-ethanol [E85]), plug-in hybrid (electricity-gasoline), and electric vehicle

Fuel consumption in gallons per 100 miles in combined city/highway driving

Annual fuel cost based on 15,000 miles per year and an average fuel price

Annual mileage, fuel cost, and other assumptions used to calculate estimates on the sticker

EPA DOT Fuel Economy and Environment Gasoline Vehicle

Fuel Economy
 35 MPG combined city/hwy
 32 MPG city
 40 MPG highway
 2.9 gallons per 100 miles

You save \$1,750 in fuel costs over 5 years compared to the average new vehicle.

Annual fuel cost \$1,150

Fuel Economy & Greenhouse Gas Rating (tailpipe only) 8
 1 10 Best

Smog Rating (tailpipe only) 5
 1 10 Best

fueleconomy.gov
 Calculate personalized estimates and compare vehicles

Actual results will vary for many reasons, including driving conditions and how you drive and maintain your vehicle. The average new vehicle gets 27 MPG and costs \$7,500 to fuel over 5 years. Cost estimates are based on 15,000 miles per year at \$2.70 per gallon. MPGe is miles per gasoline gallon equivalent. Vehicle emissions are a significant cause of climate change and smog.

Smartphone QR Code SAMPLE

Fuel cost savings or extra expenditure compared to an "average" new vehicle of the same model year

Compares tailpipe emissions of smog-producing pollutants to those of other vehicles of the same model year on a scale of 1 (worst) to 10 (best)

Compares fuel economy and tailpipe greenhouse gas emissions to those of other vehicles of the same model year on a scale of 1 (worst) to 10 (best). Upstream emissions estimates are available at fueleconomy.gov.

QR Code. Scan the code with your smart phone to link to official information on fueleconomy.gov (requires scanner app).