



REPUBLIC OF CYPRUS
MINISTRY OF FINANCE



STATISTICAL SERVICE
OF CYPRUS
1444 NICOSIA

30 November, 2020

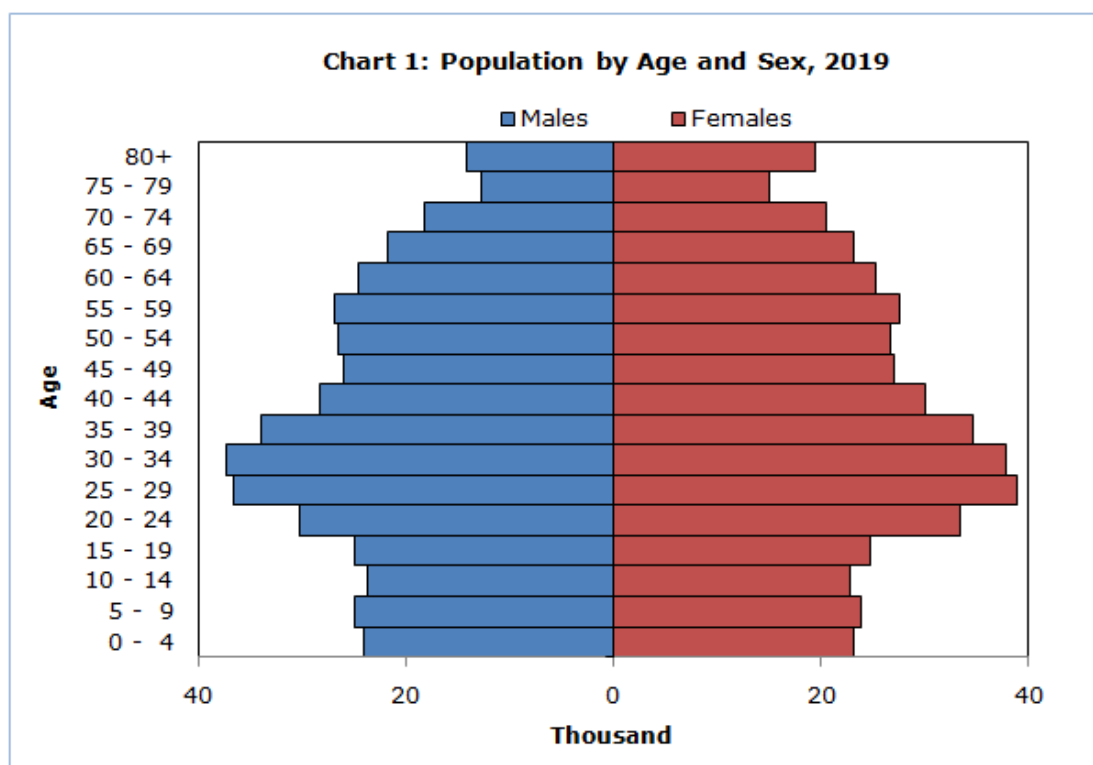
PRESS RELEASE

DEMOGRAPHIC STATISTICS 2019

Population

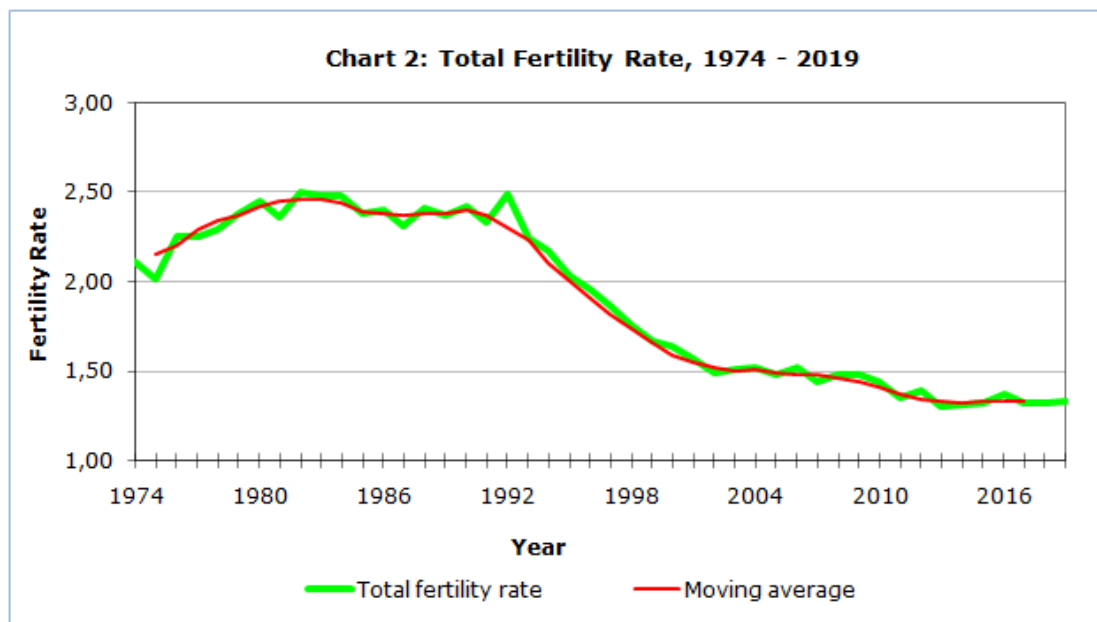
The population of the Government controlled area is estimated at 888.000 at the end of 2019, compared to 875.900 at the end of 2018, recording an increase of 1,4%.

The proportion of children below 15 was estimated at 16,0% while the proportion of persons aged 65 and over increased to 16,3% in 2019, compared to 22,3% and 11,3% respectively in 2000. There was therefore a gradual increase in the proportion of old-aged persons and a decrease in the proportion of children, demonstrating the ageing process of the population.



Fertility

In 2019, the number of births in the Government controlled area increased to 9.548 from 9.329 the year before, giving a crude birth rate of 10,8 per 1.000 population. The total fertility rate for 2019 was estimated at 1,33, remaining at the same level as in the previous year. The total fertility rate decreased gradually during the past years, from its local peak of 2,50 in 1982. Since 1995, the total fertility rate remains below the replacement level of 2,10.



The mean age of women at the birth of their first child was 29,6 years while the mean age at birth irrespective of the order of child was 31,2 years in 2019.

Mortality

The number of deaths in the Government controlled area reached 6.239 in 2019, compared to 5.768 in 2018. The crude death rate for 2019 increased to 7,1 deaths per 1.000 population, from 6,6 in 2018.

Life expectancy at birth was estimated at 80,1 years for males and 84,2 years for females in 2019, compared to 80,7 years for males and 84,6 for females in 2018.

Infant mortality has admittedly reached a very low level, estimated at 2,6 infant deaths per 1.000 live births in 2019.

Migration

Net migration in Cyprus has been positive from 1983 to 2011. For the period 2012-2015, net migration has been negative. As from 2016, net migration became positive again. In 2019, it was estimated at 8.797.

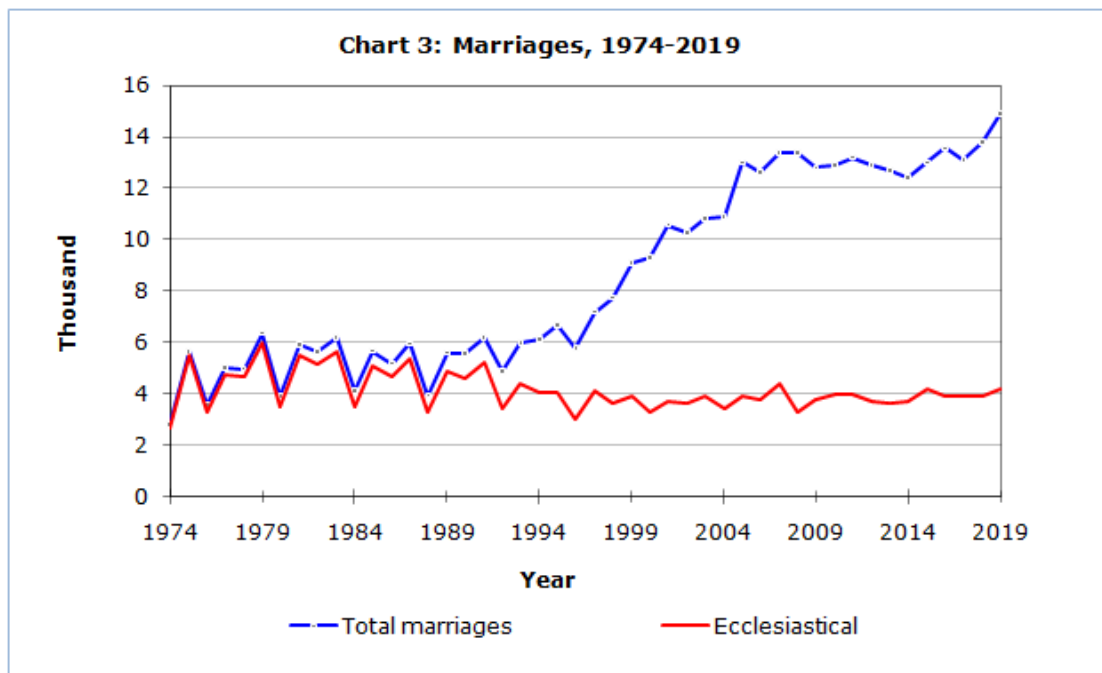
Long-term immigrants (Cypriots and foreigners arriving for settlement or for temporary employment for 1 year or more) were 26.170 in 2019, compared to 23.442 in 2018.

The number of emigrants (Cypriots and foreigners who had resided in Cyprus for at least one year) was estimated at 17.373 in 2019 compared to 15.340 in 2018.

Marriages and Divorces

The total number of marriages in 2019 increased to 14.854 from 13.783 the year before. Ecclesiastical marriages increased from 3.918 in 2018 to 4.173 in 2019 and civil marriages increased from 9.865 in 2018 to 10.681 in 2019. As in the past few years, a large number of foreigners who married in Cyprus by civil marriage were not residing in Cyprus. Out of 10.681 civil marriages celebrated in 2019, only

3.673 were civil marriages of residents of Cyprus. Thus, the total number of marriages of residents totaled 7.846.



The total number of divorces in 2019 increased to 2.308, from 2.114 in 2018. The crude divorce rate was calculated at 2,62 per 1.000 population in 2019, as compared to 2,43 in 2018. The total divorce rate, which shows the proportion of marriages that are expected to end up in divorce, rose to 361,7 per 1.000 marriages in 2019, from 41,6 per 1.000 marriages in 1980.

METHODOLOGICAL INFORMATION

Definitions

Crude birth, death and divorce rates – Are respectively the numbers of births, deaths and divorces per 1.000 population.

Total fertility rate – The number of children a woman would have if she experienced the age specific fertility rates of a given year and she lived until the end of her reproductive life, i.e. until her 50th birthday.

Age specific fertility rate – The number of births occurring to women of a given age-group during a year divided by the total number of women in that age-group.

Life expectancy at birth – Indicates the number of years a newborn baby is expected to live if mortality in the various age-groups remains at the level of the period on which the life expectancy is computed.

Infant mortality rate – The ratio of deaths of infants under one year old per 1.000 live births of the same year.

Net migration – The balance between in-migration and out-migration.

Sources of Data and Coverage

Population estimates are based on Census results updated annually to take account of the components of change, births, deaths and net migration.

Birth Statistics are based on registered events occurring during the reference year, which are registered up to May of the following year.

Death statistics are mainly based on registered events occurring during the reference year, which are registered up to May of the following year.

Marriages are compiled by the staff of the Statistical Service from the Registers at the ecclesiastical districts of Cyprus as well as the Armenian, Maronite and Catholic Churches. Data concerning civil marriages are obtained from the Ministry of Interior.

Divorces are obtained from family courts.

Migration statistics are based on the results of the Passenger Survey, as well as on administrative and other sources available to the Statistical Service.

For more information:

Statistical Service (CYSTAT) Website, subtheme [Population](#)

Contact

Loukia Makri: Tel: +35722602150, Email: lmakri@cystat.mof.gov.cy