

**GHANA
ELECTION
2008**

© 2010 Friedrich-Ebert-Stiftung, Ghana

All rights reserved. No part of this book may be reproduced, stored in a retrieval system, or transmitted in any form or by any means, electronic, mechanical, photocopying, recording or otherwise without the permission of the publishers. Any person who does any unauthorised act in relation to this book will be liable to criminal prosecution and claims for damages.

contents

	page
acronyms	i
acknowledgement	ii
foreword	iii
Chapter One: The Electoral System of Ghana	1
Chapter Two: Confidence Building Measures for the 2008 General Elections	9
Chapter Three: Preparations for Election 2008	23
Chapter Four: The Media and Election 2008	50

— |

| —

— |

| —

list of tables and figures

		page
Table 1	Elections Observation Missions for the 2008 Elections.....	13
Table 3.1	Vital Statistics on Registration for the Period 2004 - 2008 National Summary.....	26
Table 3.2	Vital Statistics on the 2008 Limited Voter Registration: Age and Gender Distribution.....	29
Table 3.3	Comparative Statistics on Voter Registration Challenges between 1995 - 2008.....	31
Table 3.4	2008 Exhibition of Voters Register: Age and Gender Distribution.....	33
Table 3.5	Presidential Candidates for 2008 Elections.....	35
Table 3.6	Running Mates for the 2008 Elections.....	35
Table 3.7	Nomination of Parliamentary Candidates of Political Parties for the 2008 Elections.....	37
Table 3.8	Voter Turnout and Rejected Ballots for the December 7, 2008 Elections.....	47
Table 3.9	Voter Turnout and Rejected Ballots for December 28, 2008 Presidential Run off.....	47

acronyms

COG Commonwealth Observer Group

CDD-GH Ghana Center for Democratic Development

CSO Civil society Organization

CPP Convention People's Party

DFP Democratic People's party

DPP Democratic People's Party

EC Electoral Commission

EU European Union

EU- EOM European Union- Election Observer Mission

GCPP Great Consolidated People's Party

IDEG Institute for Democracy and Economic Governance

IEA Institute of Economic Affairs

NDC National Democratic Congress

NPP New Patriotic Party

PNC People's National Convention

RPD Republican Patriotic Democrats

UNDP United Nations Development Program.

V-SAT Very Small Aperture Terminal

acknowledgment

foreword

This is the fourth of a series of publications by the Electoral Commission, in collaboration with the Friedrich-Ebert-Stiftung, Ghana on elections conducted by the Commission. The function of elections as an arbiter in a democracy makes it imperative to pay particular attention to organisation of the elections as it is the foundation for the legitimacy government is given in any political system.

A critical look at these four publications reveals that electoral reforms carried out over the years have contributed in the building of confidence and trust in the electoral system. Above all professionalism and impartiality associated with the conduct of elections has won the trust of not just the people of Ghana but also the international community.

In spite of its reputation and credibility in the conduct of elections, the conduct of the elections in 2008 was against the backdrop of growing disenchantment with the capability of African countries to hold credible and peaceful elections and therefore pose two distinctive challenges. First, the elections were an opportunity for Ghana to provide an example of successful and democratic elections after recent failed elections in some African countries. Secondly, the elections provided an opportunity for the country to consolidate its democracy, peace and political stability.

Notwithstanding this, the Commission strives for excellence in the promotion of credible elections, transparency and integrity of the electoral system in order to strengthen the consolidation of democracy in Ghana.

We wish to acknowledge the role of the Research Department of the Electoral Commission as well as the Director of Elections for making this publication a reality.

Mrs Daniela Kuzu
Resident Director,
Friedrich-Ebert-Stiftung, Ghana

Dr. Kwadwo Afari-Gyan
Chairman
Electoral Commission of Ghana

— |

| —

— |

| —

Chapter One

THE ELECTORAL SYSTEM OF GHANA

introduction

The fundamental principle underlying Ghana's Electoral System is for every adult citizen to participate in the election of her or his representative. Consequently, the Electoral Commission has a unique place in Ghanaian democracy as it enables the citizens to execute their rights.

The Basic Characteristics Of Ghana's Electoral System

Ghana's electoral system has the following basic characteristics:

- Universal adult suffrage for citizens;
- Official registration of voters;
- Non-compulsory registration or voting;
- Secret ballot;
- Use of Identity Card issued by the Electoral Commission to establish voter's identity and to prevent impersonation;
- Registration of political parties as corporate bodies;
- Political parties are not allowed to sponsor candidates for elections to District Assemblies and lower local government units;
- National and Local elections alternate at two year intervals
- Presidential election where the winner requires more than fifty percent (50%) of the valid votes cast;
- Parliamentary and local elections on the basis of the first-past-the post;
- A run-off election in case no winner emerges on the first ballot;
- No minimum voter turn-out required for presidential/parliamentary elections;
- Use of indelible ink (electoral stain) to prevent multiple voting
- A permanent Electoral Commission;

Independence of the Commission

In a bid to establish the independence and autonomy of the Commission, Article 46 of the 1992 Constitution requires that in performing its functions, the Electoral Commission "shall not be subject to the direction or control of any person or authority". In addition, the Chairman has permanent tenure commensurate with the conditions of service as judges of the Appeal Court, whilst his two deputies enjoy those of High Court judges. The expenses of the Commission are charged directly on the Consolidated Fund of the Republic.

Functions of the Commission

The Commission, in all its activities, is guided by its mission statement: “The Electoral Commission is a Constitutional body whose mandate is to deliver free and fair elections as a means of advancing the course of democracy and good governance in Ghana” .

The main functions of the Commission are outlined in the Electoral Commission Act of 1993 (Act 451), and subsequently by an amendment of section 2 of the same Act in 2003, by substituting paragraph (d) to read: “undertake the preparation of voter identity cards”, and section 12 subsection (1) by the substitution of paragraph (c) with the following: “the issue of voter identity cards,” and then the repeal of the Identity Cards Decree, 1972 (N.R.C.D 129). In addition to the requirements of Article 45 of the Ghanaian Constitution, the Commission is assigned other statutory functions.

The assignment of the above (statutory) functions can be found in the phraseology “perform such other functions as may be prescribed by law” .

Below are the core functions of the Electoral Commission:

- The compilation of the voters register;
- The demarcation and periodic revision of electoral boundaries for national and local elections;
- The conduct and supervision of all public elections and referenda;
- Voter education;
- Setting the dates of public elections;
- Making regulations for the performance of its functions;
- Appointment of staff in consultation with the Public Service Commission;
- The registration of political parties and supervision of the election of their national and regional executive members;
- Conduct of election of the officers of certain statutory bodies, including; the trades Union Congress (TUC), the Veterans Association of Ghana (VAG), the Ghana Medical and Dental Association, the House of Chiefs, and the District Assemblies.

The Electoral Commission

The 1992 Constitution of Ghana provided for the creation of an Electoral Commission and spelt out the framework of the Electoral Commission. As required by Article 43(1) of the Constitution, the Electoral Commission has a

Chairman, two (2) Deputy Chairmen and four (4) other Members- all of whom were appointed by the President of the Republic on the advice of the Council of State, a body of eminent citizens established by the Constitution to counsel the President and the other state actors in the discharge of their functions.

The Commissioners

The current membership of the Commission is as follows:

DR. KWADWO AFARI-GYAN, Chairman: A former university lecturer of political science, he received his B.A. and M.A. degrees from the University of Ghana, Legon, and his doctorate degree from the University of California at Santa Barbara. He was a member of the Committee of Experts that drafted Proposals for the 4th Republic Constitution of Ghana in 1991 and later became the Deputy Chairman of the Interim National Electoral Commission (INEC), which conducted the 1992 Referendum on the draft Constitution and the subsequent Presidential and Parliamentary elections. He has been the Chairman of the Commission since 1992 and has acquired considerable international experience in electoral matters which paved the way for him to become the Executive Secretary of the African Association of Election Authorities (AAEA), a position he has held since 1998. He has written four books and several articles on political, constitutional and electoral issues.

MR. DAVID AZEY ADEENZE-KANGAH: Deputy Chairman in charge of Finance and Administration. He holds a B.A. degree and Diploma in Education from the University of Cape Coast. He has done post-graduate studies at the Universities of London and Leeds in the United Kingdom, and a Master of Arts degree in Conflict Resolution from Antioch University in the United States. An educationist, he served as a member of the National Commission for Democracy (NCD) and the Interim National Electoral Commission (INEC). He has been with the Commission since 1993. He is a consultant on management and a member of the US based Association for Conflict Resolution (ACR). He was the Board Chairman of West Africa Network of Peace building (WANEP) for many years.

MR. KWADWO SARFO-KANTANKA: Deputy Chairman in charge of Operations. A barrister at law, he received his LL.B degree from the University of Ghana, Legon. He was in private legal practice before he was appointed in 1995 to replace the late Justice Dixon Afreh who was appointed an Appeal Court Judge.

Changes in the membership of the Commission –

In June 1995, Dr. M.T.K. Puni, a member of the Commission, died and in February 2004, Ms. Elizabeth Solomon, Mrs. Theresa Cole, and Professor Ernest Dumor, all members of the Commission, retired from active service on account of age. In their places, the then President of the Republic of Ghana, on the advice of the Council of State, appointed other persons as members of the Commission to fill the vacancies so created. They are:

Mrs. Pauline Adobea Dadzawa: A practitioner in human resource management, she holds a BA (Hons) Degree in Spanish, French and Linguistics and a certificate in Human Resource Management. She has worked in other West African countries. She has attended a number of courses and seminars to qualify as an international civil servant.

Mr. Ebenezer Aggrey Fynn: He holds a BA (Hons) in Sociology with Political Science and an MBA in Marketing from the University of Ghana, Legon. He has considerable experience in industry as a manager, entrepreneur and consultant.

Nana Ama Eyiaba I: She is Krontihemaa of Oguaa Traditional Area and has served on a number of Commissions and Boards. She holds a B.ED degree in Psychology (Post Dip). At the time of her appointment, she was pursuing an M. Phil. degree in Educational Administration. As an educationist, she taught for thirty-two (32) years. She is also a consultant on culture.

Ms. Eunice Akweley Roberts: She is a graduate of the University of Cape Coast and has several academic qualifications. Until her appointment, she was the Personnel and Enquiry Centre Manageress of Challenge Enterprises of Ghana. As an educationist, she served on a number of boards and committees and she has authored several publications.

Staff of the Commission

The Commission has two categories of staff, the permanent and temporal staff.

Permanent staff at the Commission is as follows:

- Two (2) Coordinating Directors (Operations, Finance and Administration)
- Seven (7) Head Office and Ten (10) Regional Directors

One hundred and thirty-eight (138) District Electoral Officers
Other Senior Electoral Officers at the Head Office and the Regions
Over a thousand staff of various categories distributed at Head Office,
Regional and District offices.

Temporary staff (Polling Officials)

At election time, the Commission engages thousands of officials of various categories for temporary election duties. For the 2008 Presidential and Parliamentary Elections, the following categories and numbers of officials were engaged:

A Returning Officer, assisted by two (2) deputies at constituency level with responsibility of administering the elections in each of the two hundred and thirty (230) constituencies; this was done under the direction and general supervision of the District Electoral Officer of the Commission. In all, seven hundred and ninety (790) Returning Officers and their deputies were recruited for the 2008 General Elections.

One (1) Presiding Officer each was assigned to a polling station. The Presiding Officer had full control over Polling Assistants and proceedings at his/her polling station. Twenty one thousand and four (21,004) such Presiding Officers were recruited.

Also, eighty-four thousand and sixteen (84,016) Polling Assistants were recruited nationwide to assist the Presiding Officers. As such, at each Polling Station, there were four (4) Polling Assistants who performed various election duties to support the Presiding Officers.

Organisational Structure of the Commission

Article 52 of the 1992 Constitution enjoins the Commission to appoint officers and other employees in consultation with the Public Service Commission.

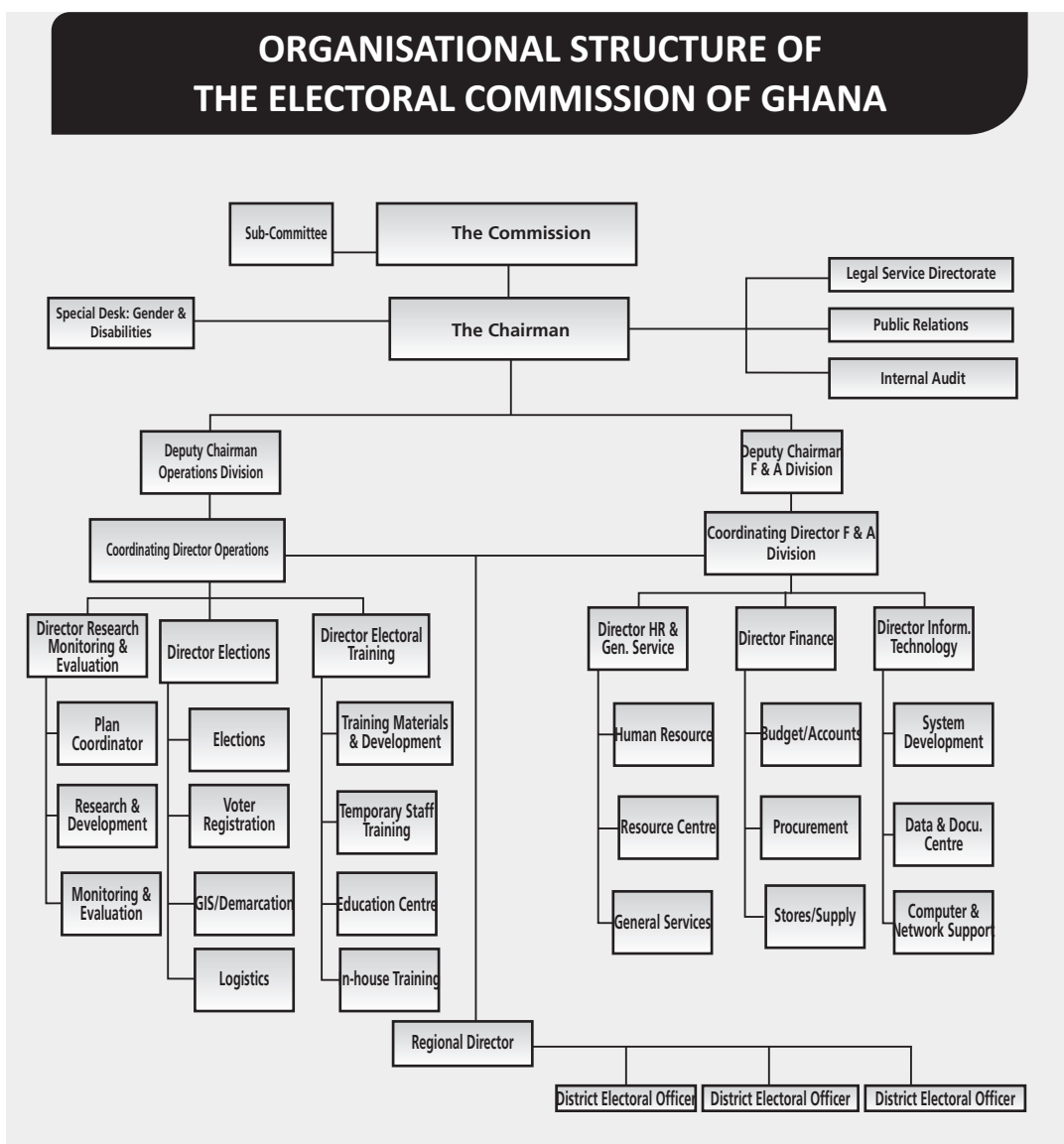
The Commission, therefore, has an elaborate three-tier structure consisting of the Head Office, Regional Offices and District Offices.

The Head Office of the Commission is located in Accra on 8th Avenue, opposite, Ridge Hospital. The Commission is organized into two major functional divisions – Operations and Finance & Administration – each of which is headed by a deputy chairman. In turn, each functional division is subdivided into departments, headed by directors.

As required by the Constitution the Commission is represented in each

administrative region and district of Ghana. Accordingly, the Commission has offices in the Country's ten (10) regional capitals headed by directors and hundred and seventy (170) district capitals headed by District Electoral Officers respectively.

The current organisational structure of the Electoral Commission is shown below.



— |

| —

— |

| —

Chapter two

CONFIDENCE BUILDING MEASURES FOR THE 2008 GENERAL ELECTIONS

introduction

Coming on the heels of troubled elections on the African Continent, particularly Nigeria, Kenya and Zimbabwe in recent years, Ghana's 2008 General Elections was of high interest to international as well as local observers.

Mistrust and suspicion had filled the atmosphere as regards preparations for transparent General Elections. The National Democratic Congress (NDC), among other political parties in the opposition, had complained of a purported bloating of the voters roll. It was incumbent on the Electoral Commission (EC) to put in place measures to build confidence in the electoral process and assuage the fears of all stakeholders.

Elections Observation and Assessment Missions

The Chairman of the EC extended invitation to various international organizations to come and observe the elections. In collaboration with KAB Governance Consult and Friedrich Ebert-Stiftung Foundation (FES) a program dubbed "Safeguarding the integrity of the ballot" was organized. Publications on election observation for local election observers, roles of party agents and polling officials were published to make the rules of engagement transparent.

The Chairman of the Electoral Commission, Dr. Kwadwo Afari-Gyan wrote to the Commonwealth Secretary-General, Mr. Kamalesh Sharma, on 29th July 2008, inviting him to send observers for the 2008 Presidential and Parliamentary elections in line with Commonwealth practice. The Secretary-General sent an assessment mission to Ghana from 14th to 18th October, 2008. The team's mandate was to establish whether there was a broad support for the presence of Commonwealth observers during the election period and whether the observers would have full access to all aspects of the electoral process as required by the guidelines adopted by Commonwealth Heads of Government (COG) in 1991. The team also assessed the preparedness of the Electoral Commission for the elections.

The team met with the EC, representative of the main Political Parties, Civil Society Organizations and others. The assessment mission subsequently concluded that there was a broad support for the presence of a COG and that the necessary guarantees had been obtained. Following the assessment mission's report, the Secretary-General decided to constitute an observer group and on 26th November, 2008 wrote to the Chairman of the Electoral Commission informing him of his decision. The observer group consisted of

seven eminent persons and was led by Baroness Valerie Amos, former leader of the House of Lords and Minister for Africa (UK)

The European Union (EU) was also invited by the EC and arrived and stayed in the country from 1st November 2008 to 24th January 2009. The European Union-Election Observer Mission (EU-EOM) was led by Nikolay Mladenov, member of the European Parliament for Bulgaria. The mission deployed 24 European Union member states and Norway to all the 10 regions of the country to assess the electoral process against international and regional standards for elections as well as the laws of Ghana.

The EC invited other regional bodies. The Economic Community of West African States (ECOWAS) led by the ECOWAS President, Dr. Ibn Chambas, arrived in the country for an earlier assessment in October. Their mandate was to assess the preparedness of the Electoral Commission to conduct credible elections.

Electoral Institute of South Africa (EISA) also responded to the invitation of the Electoral Commission and constituted a 15 member team made up of representative of Electoral Institutions and other Civil Society Organisations from 12 African countries. The team was led by Dr. Khabele Matlosa. The mission was preceded in Ghana by a small advance team, whose principal mandate was to examine the legal, political and historical conditions prior to the elections as well as to make the necessary arrangements for the arrival of the observers.

The objective of the team was to assess, among other things, conditions for the conduct of elections. Specifically, the team was:

To assess and determine whether the elections would be conducted in accordance with the constitutional and legal framework for elections in Ghana

To examine the transparency and fairness of the process- whether the electoral process in Ghana was in conformity with the 2002 African Union (AU) Declaration on Principles Governing Democratic Elections in Africa, and the 2005 United Nations Declaration of the Principles for International Election Observation.

To ascertain whether the electoral process could ensure credibility of the outcome of the elections.

The EISA Mission, which was composed of various teams, was briefed on the electoral process prior to their deployment countrywide. The Mission's observation after the briefing was that the planned conduct of the general

elections for 2008 was bound at ensuring the free choice of the Ghanaian voter in electing their representatives.

In their view, a successful outcome of elections would contribute to the consolidation of the democracy in Ghana. They further commended the Electoral Commission for maintaining its reputation of professionalism and impartiality as well as various stakeholders for ensuring a peaceful and transparent electoral process.

The Chairman of the Electoral Commission who doubles as the Executive Secretary of the Association of African Electoral Authorities (AAEA) invited the Association to observe the elections in its capacity as the African Regional grouping of Electoral Authorities. The AAEA was led by the Chairmen of the Zimbabwe and Ugandan Electoral Commissions.

The Team, based on their observation in the areas visited, concluded that the elections were peaceful, orderly, transparent and credible. For them, conditions existed for the electorates to freely express their choices.

Fact finding missions and elections observation was no doubt a major confidence boosting mechanism used by the Electoral Commission, given the plethora of observer missions that flooded the country between October 2008 to January 2009 to observe all the processes involved in the elections.

In all, a total of forty-two (42) observer missions observed the 2008 General Elections. There were ten (10) Foreign Missions, seventeen (17) Local Observer Missions, eight (8) Sister Electoral Commissions from Africa and seven (7) Consular Missions which came under the UNDP Ghana. The Coalition of Domestic Election Observers (CODEO), a local civil societies grouping, deployed over 4000 observers country wide; representing the highest number of observers of all the local observer missions. KAB consult deployed the least, one (1) person. The EU-EOM deployed forty-five (45) observers being the highest among the foreign observer missions and l'Organisation Internationale de la Francophonie (OIF) deployed the least (3 persons). The Liberian Electoral Commission deployed 17 observers, the highest among sister African Elections Management Bodies (EMBs). Table 1 illustrates the observer missions that participated in the 2008 General Elections

Table 1: Elections Observation Missions for the 2008 Elections

NO.	FOREIGN ELECTION OBSERVER MISSION	LOCAL ELECTION OBSERVER MISSION	OTHER AFRICAN ELECTORAL COMMISSIONS	FOREIGN MISSION IN GHANA (UNDP)
1.	EUROPEAN UNION-EON	ABANTU FOR DEVELOPMENT	LIBERIA ELECTORAL COMMISSION	UNITED STATES EMBASSY
2.	CARTER CENTER GHANA	COMMISSION FOR HUMAN RIGHTS AND ADMINISTRATIVE JUSTICE	BUKINA FASO ELECTORAL COMMISSION	BRITISH HIGH COMMISSION
3.	ELECTORAL INSTITUTE OF SOUTH AFRICA	COALITION FOR DOMESTIC ELECTIONS OBSERVERS	NAMIBIA ELECTORAL COMMISSION	NETHERLANDS EMBASSY
4.	AFRICA UNION	INSTITUTE DEMOCRATIC AND ECONOMIC GOVERNANCE	SOUTH AFRICA INDEPENDENT ELECTORAL COMMISSION	CANADIAN EMBASSY
5.	OGANISATION INTERNATIONALE DE LFRANCOPHONIE	CATHOLIC BISHOPS CONFERENCE SECRETARIAT	ZAMBIA ELECTORAL COMMISSION	AUSTRALIAN EMBASSY
6.	ECONOMIC COMMUNITY FOR WEST AFRICA STATES	CHRISTIAN COUNCIL OF GHANA	UGANDA ELECTORAL COMMISSION	JAPAN EMBASSY
7.	COMMONWEALTH OBSERVER GROUP	NATIONAL COMMISSION FOR CIVIC EDUCATION	NIGERIA INDEPENDENT NATIONAL ELECTORAL COMMISSION	
8.	PAN AFRICAN PARLIAMENT	ISLAMIC FOUNDATION	RWANDA ELECTORAL COMMISSION	
9.	SPAIN FOREIGN MINISTRY	WEST AFRICA NETWORK FOR PEACE		
10		GHANA INSTITUTE FOR MANAGEMENT AND PUBLIC ADMINISTRATION		
11		GHANA JOURNALIST ASSOCIATION		
12		WORLD PEACE VOLUNTEERS		
13		NATIONAL UNION OF GHANA STUDENT NATIONAL COMMISSION OF CIVIC EDUCATION		
14		KAB GOVERNANCE CONSULT		
15		INSTITUTE FOR ECONOMIC AFFAIRS		
16		FREE AND FAIR INTERNATIONAL		
17		UNITAS FOUNDATION		
18		NATIONAL COMMISSION FOR CIVIC EDUCATION		

Observer Accreditation

A pre-condition for observer accreditation by the Electoral Commission is that the Observer Team is first briefed, whilst Local Observer Team are taken through a briefing and training sessions organised by the Commission before they are issued with accreditation cards and deployed. The Chairman of the EC as well as other senior officers accordingly, briefed all foreign and local Election Observer Missions which observed the Presidential and Parliamentary Elections.

Workshops for Stakeholders

The EC works with a lot of stakeholders on a wide range of issues. Sensitisation programmes and workshops were organized for various stakeholders such as political parties, the media, presidential and parliamentary candidates, candidates' agents and security agencies to educate them on the electoral process. These were done under the theme "Safeguarding the Integrity of the Ballot" sponsored by the Canadian International Agency CIDA and facilitated by KAB Governance Consult between 7th and 25th November, 2008. The first was an encounter with the Media which enabled the Commission to educate media practitioners on the electoral process and the important but sensitive role expected to be played by them. The workshops also afforded the media personnel the opportunity to express their concerns to the Commission and media reportage on electoral issues.

During the workshop for parliamentary candidates, participants were taken through the various stages in the administration of elections up to the declaration of results. Issues related to political tension, violence at elections especially the issue of 'macho men' were discussed. The training of party executives and polling agents was done at two levels. Firstly, there was the training of regional party executives who were expected to interact with their agents and prepare them for their own training in the districts. This was followed by grassroots training programmes in the districts by District Electoral Officers, Returning Officers and their deputies.

As a specific response to concerns raised during a special meeting by Regional Interparty Advisory Committee (RIPAC) held as part of the process, a study tour was facilitated by KAB Consult and supported by the Friedrich-Ebert-Stiftung to enable members of RIPAC to acquaint themselves with the installations at the EC Head office especially the most 'revered' Operations Room or 'Dark room', as it is usually referred to, with the Information

Technology set up of the EC and to interact formally with the Commission at an open forum by all Regional Inter Party Advisory Committees (RIPAC) where concerns were addressed.

This enabled them to develop deeper appreciation for the operations of the EC and an attempt to further increase their confidence in the integrity of the electoral process. The choice of RIPACs was informed by their close working relations with the parties' rank and file. Hardly do they get access to the inside workings of the EC since their National Executives are usually engaged.

The project by all standards was very successful. It allowed the regional executives to ask all questions and get frank answers from EC officials. It is interesting to note that on one of such visits, one regional executive from western region exclaimed "is that the dark room? Where is the darkness? I thought there were some big machines here where figures are cooked or changed." This among others, were most of the varied expression from the RIPAC officials.

Under the same project, the Electoral Commission produced some important hand books: "A Guide to Candidates and their Agents" and "A Framework for Domestic Election Observation"

The information contained in the guide related to the salient things about the election process that the EC deems candidates and their agents need to know in order to contribute effectively towards the delivery of free, fair and transparent elections.

The guide contained information about what is required to become a presidential and parliamentary candidate as well as other pertinent information for candidates. It also dealt with the importance of Polling Agents and the Dos and Don'ts of a good agent. It further contains general information about the elections that candidates and their agent may find useful.

Electoral Commission's effort was to make the laws and processes simple and transparent for the easy assimilation by candidates, parties and the electorates. The EC used the guide to further assure all candidates of a fair and transparent conduct of the elections.

The framework for Domestic Elections Observers was published with a view to ensuring that the way domestic election observers go about their work is consistent with internationally acceptable standards of election observation. The EC believed this was important because:

What domestic observers do should not be different in character from what international observers do. the cost of international observers does not allow for enough observers to cover all the polling centres. International election observation tends to wane as a country gains experience in organising democratic elections; and yet our elections will require continued observation for quite some time to come.

For these reasons the EC believes that domestic election observation needs to be put on a very firm footing. Additionally, well executed election observation has been found to be useful in strengthening the democratisation process in several ways, including the calming of nerves and boosting of confidence in the electoral process, particularly vis à vis opposition politician's distrust for the EC, government or both.

The guide is very insightful. The content concentrates on important elements of observation ranging from the meaning of election observation through all the issues involved in observation to mode and process of accreditation.

A critical platform was created under protecting the 'integrity of the ballot project.' for the first time. Apart from the established IPAC meetings between the EC and the political parties, the EC organised a meeting for all the presidential candidates who were able to file their nomination papers to contest the elections, their running mates and their party chairmen to deliberate on pertinent issues pertaining to the elections and get assurances from them regarding the acceptance of the elections results and their pledge for fair campaigning. The EC on the other hand assured the flag bearers of its willingness and preparedness to conduct a credible and transparent poll.

The Role of Security Agencies

Security plays an important role in elections management. Security for all electoral activities was provided by the Ghana Police Service with support from the Ghana Armed Forces and other security agencies.

A joint taskforce made up of the Ghana Police Service, Bureau of National Investigation, and the Armed Forces named National Security Taskforce was mandated to provide security at all stages of the 2008 General Elections. This became necessary as a result of the simmering tension in the nation at the time.

The taskforce organised their operations in relation to specific activities ranging from the printing and moving of ballot papers, protection of certain key staff of the EC, provision of security on Election Day and final Declaration of results.

Printing of ballot papers in all the six selected printing companies were observed by the BNI and the Ghana Police Service who provided 24 hour security. Moving of the ballot papers to the regions was accompanied by personnel of the Ghana Police Service.

Security on Election Day was provided by the Police, Prisons, Fire, Customs and the Immigration Services with stand by security and patrol teams positioned at vantage points to deal with unforeseen security threats. Each polling station was manned by unarmed security personnel. Since the police could not cover all the 21,004 polling stations, assistance from other para-statal security agencies was sought by the national security taskforce to augment the shortfall. Constituencies and polling stations identified as flash points were adequately secured. The Police and the military provided security at constituency centres for the collation and declaration of results as well as at the EC head office. Some Commission Members and Directors at head office were provided with police protection at the office and home due to incessant threats on their lives and family members.

The Security agencies in general went about their duties with a high sense of professionalism which reduced violence to the barest minimum though there were pockets of intimidation in some parts of the country.

A major security challenge during the process was the non-prosecution of electoral offenders. The police attributed this to a strategy of not heightening tension, coupled with interference from high political figures in such cases.

The Role of Civil Society Organisations

As stated earlier, the EC worked in collaboration with Civil Society Organisations (CSO) and other development partners and think tanks. Most of the CSOs engaged in observing the elections as well as providing voter education on activities undertaken by the EC. Other think tanks provided platforms for the presidential candidates to engage each other as to how best to steer the affairs of the country. Institute of Economic affairs (IEA) organised a presidential debate for presidential candidates of four political parties with representation in parliament. It was later followed up with another debate between the running mates. The Ghana Center for Democratic Development

(CDD-GH) also organised town hall meetings for parliamentary candidates in selected constituencies. Institute of Democracy and Economic Governance (IDEG) also organized similar town hall meetings dubbed citizen's forum.

Other CSOs, especially the faith based organisations, organised prayer and peace meeting sessions to ask for Gods intervention for peaceful elections.

The Role of the National Commission for Civic Education

The National Commission on Civic Education (NCCE) as a sister organisation to the EC mandated by the 1992 constitution to provide civic education assisted with the voter and civic education and for the first time, went out to observe the election. The NCCE engaged in extensive voter education concentrating on the 'why' to vote and participate in the electoral process. Aside voter education, the NCCE also organised various peace seminars and workshops to encourage the citizenry to participate peacefully in the election. They constantly reminded the political parties and their candidates of the need to conduct issue-based campaigns and refrain from insults and mudslinging. Some educational materials were published by the NCCE on the elections which enriched and complemented the educational materials provided by the EC.

Few months leading to the election, NCCE undertook a nationwide survey on the elections and reported that the National Democratic Congress was likely to win the elections. This did not seat well with the National Patriotic Party who questioned their neutrality. They received a lot of flak from the media as well as other civil society organisations.

To a large extend, the NCCE played an important complementary role in terms of voter education to the Electoral Commission.

The Role of Political Parties

In the 2008 Elections; ten (10) out of the sixteen (16) registered political parties with the EC contested for presidential and parliamentary positions. These are NDC, NPP, CPP, PNC, DPP, DFP, RPD, NVP, GCPP and GNP. Seven (7) parties were able to file nominations for presidential candidates while all the ten (10) parties filed various numbers of candidates to contest the 230 parliamentary seats.

Some of the parties took the responsibility to ensure that their selected candidates were able to file their nomination forms by paying, in bulk the

total sum of the nomination fees for both their presidential and parliamentary candidates. The NPP, NDC, PNC, CPP, and DPP paid the total sum of the nominations fees for their candidates. The NVP, even though it could not contest the presidential elections, paid the nomination fees for its parliamentary candidates.

Political Parties played yet another critical role by mobilizing the electorates to participate in the elections. Through their campaigns and house to house solicitation for votes, electorate's interests were whipped up for the elections. Therefore, there was a high turn out on Election Day. Unfortunately, some parties wrongly mobilised their supporters to engage in irresponsible activities which created tension and violence.

For instance, the mobilization of NDC and NPP supporters to unlawfully protest, as well as urging them to defend their rights and interest by all means including converging at the premises of the EC was very dangerous.

At the Inter Party Advisory Committee (IPAC), political parties engaged the EC on a wide range of issued. The EC in turn uses this platform to educate as well as inform the political parties of impending activities and their operational procedures prior to the Election Day. Political parties were thus given the opportunity to share their views concerning the exercises at stake and make suggestions as to how best the EC could undertake the planned exercise. IPAC also enabled the EC to iron out any differences and disagreements between the parties.

For instance, the two major parties agreed at one of the IPAC meetings that they would like to fix their seals on the ballot paper bags in addition to the seals fixed by the EC before transporting the ballot papers from the printing press.

Given the need for transparency to ensure confidence in the electoral process, party agents were provided by most of the political parties. Though quite an expensive undertaking, political parties especially NDC and NPP were able to provide party agents in all polling stations during the elections.

As stakeholders, political parties played very important roles in the 2008 elections, however, some of their activities undermined the credibility of the elections. Incidents reported in the Volta and Ashanti Regions during the second run leave much to be desired.

Innovations in the 2008 General Elections

As the fifth successive Presidential and Parliamentary Elections to have been conducted, the EC demonstrated its responsiveness and introduced new innovations in election logistics to improve on the previous elections.

Upstanding Voting Booth: The EC improved on the previous cardboard voting screen and provided an upstanding voting booth with a platform embedded in it to allow voters to select their candidates with maximum security and comfort.

Carbonated Results Forms: The difficulty of repeating results on different results declaration forms at the polling stations and constituency centres was completely eliminated with the introduction of the carbonated results forms. These ensured that results are recorded only once and copies teared for party agents. Another innovation was pre-printing of names of presidential candidates on the EL. 21 and 22B and EL. 24B presidential results declaration and constituency results declaration for the position of president forms to prevent any mistakes.

Dip Indelible Ink: The application of indelible ink at the cuticle was replaced to build additional confidence by ensuring that each person cast one ballot. In its place, the Dip indelible ink was introduced. Unlike the vile indelible ink, the dip allows for the voter to dip the little finger into the ink thereby creating a considerable stain on the finger.

Demarcation Tapes: To reduce interference at the polling stations, the EC used demarcation tapes for the first time to indicate to voters and the public the sensitive nature of the polling stations and also to create orderliness.

Identification Jackets: All polling officials were properly identified with identification jackets and caps at the polling stations and constituency centres. This enabled voters and observers to easily identify polling officials.

V-SAT: EC improved on its technology of receiving results from the constituency centres by introducing the v-sat technology. This improved the transmitting of results to the head office of EC from the constituencies.

Airlifting of Ballot Papers: Unlike previous elections where ballots papers were transported by road to the three Northern regions, ballot papers for the Northern, Upper East and Upper West regions were airlifted during the

presidential and parliamentary elections. However, the exercise encountered some challenges concerning the weight of the ballot papers. Thus, due to the weight, there had to be multiple flights before all the ballots were dispatched.

Election Budget

The Electoral Commission by Act 451 draws its funds from the Consolidated Fund through budgetary allocations. The total budget submitted by the Commission to the government for the 2008 general elections and the presidential election run-off was GHC 58 million Cedis. It is important to note that among others, the budget covered the purchase of new equipment for the elections, printing of carbonated election results forms which previously were not part of the electoral process, registration of voters and the exhibition of the voters register. The creation of additional polling stations, recruitment of polling staff and increase in their allowances, and the purchase of special voting screens were some of the items which added cost to the budget.

— |

| —

— |

| —

Chapter three

PREPARATIONS FOR ELECTION 2008

introduction

Among the functions of the Electoral Commission (EC) is the requirement to 'compile the register of voters and revise it at such periods as may be determined by law'. Additionally, the Commission is enjoined to, among other things, 'undertake programmes for the expansion of the registration of voters'.

These tasks necessitate the periodic and continuous updating of the existing voters register to allow for the democratic exercise of the franchise by the citizenry during crucial national assignments as the election of President and Parliamentarians to steer the affairs of state or during referendums when bills to amend entrenched provisions of the constitutions are put to the populace.

One of the vehicles with which such processes are conducted, is the verification of potential voters and the entering of their names and other substantiating information on the voters register. In Ghana, voter registration is voluntary and the legal framework protects the rights of qualified citizens to register and also prevents the unlawful or fraudulent removal of persons from the voters' role, C.I 12. This, therefore, underpins the need to maintain a current, comprehensive and inclusive voters register to ensure the credibility and legitimacy of outcomes of elections which are based on it.

The Existing Voter's Register

The voters register used for the 2008 General Elections was compiled ahead of the 2004 Elections and updated in 2006 before that year's Local Government Elections. The register contained 12,822,474 registered voters out of a total national population estimated around 23 million.

Challenges of the Register

Allegations of bloating have been the bane of the Voter's Register; for the 2008 Presidential and Parliamentary Elections the register was not spared this unfortunate perception. In fact, two opposition parties, including the then largest opposition NDC contended the register had been deliberately bloated in thirteen constituencies of the Ashanti Region (a strong-hold of the ruling NPP) thus warranting the setting up of a Committee of Inquiry to investigate into the allegation. The Great Consolidated Popular Party (GCPP), a minority party without representation in parliament corroborated the allegations of the NDC by stating it collected a hard copy of the bloated voters register from the IT Section of the Commission earlier.

A Committee which was chaired by the Deputy Chairman in charge of Finance and Administration, Mr. David Kangah, was formed to investigate the allegation with the following as members: representatives of the two major political parties - NPP and NDC, two representatives of the smaller parties, and a representative of the Computer Systems Division of the West Africa Examination Council.

However, the Committee's findings pointed to a genuine human error on the part of the schedule officer at the IT Section of the Commission, who generated 'the register' from existing captured bio-data of eligible voters.

Registration (Revision) Considerations

Re-registration by voters who misplace or lose their voter ID Cards in Ghana is a very common phenomenon; as the card serves the identification needs of much of the population, in the absence of a National Identification Card.

In order to minimize the resultant incidences of multiple registration, the Commission availed the public the opportunity to have their missing cards replaced prior to the re-opening of the existing register. As such, the projected number of voters who might have attained the minimum voting age plus those who might not have registered previously, owing to one reason or the other, was put at around one (1) million.

Review Exercise

The 2008 limited voter registration exercise started on 31st July through to the 12th of August, 2008. The original ten (10) day period set aside for the exercise was extended by two (2) additional days to allow for several persons who could not have their names on the register during the period to do so.

Patronage of the exercise was unprecedented and true to the Commission's fears, large numbers of persons claiming to be 'first time voters' turned out at the registration centres resulting in very long queues and the shortage of registration forms. Contingency measures had to be taken to print extra forms to capture voter's data.

At the close of the exercise 1,835,417 new voters had their names added unto the register. (Table 3.1)

**Table 3.1 VITAL STATISTICS ON REGISTRATION FOR THE PERIOD 2004 - 2008
NATIONAL SUMMARY**

S/NO.	REGION	TOTAL REGISTERED VOTERS AS AT 2004	LIMITED REGISTERED VOTERS 2006	TOTAL REGISTERED VOTERS AS AT 2006	LIMITED REGISTERED VOTERS 2008	% INCREASE OF 2008 LIMITED OVER 2006 LIMITED	% INCREASE OF 2008 OVER TOTAL REGISTERED VOTERS AS AT 2006	TOTAL REGISTERED VOTERS AS AT 2008(PROVISIONAL)
1	WESTERN	1,007,816	63,491	1,071,307	185,400	292.0	17.3	1,256,707
2	CENTRAL	857,287	49,713	907,000	141,351	284.3	15.6	1,048,351
3	GT. ACCRA	2,098,780	114,171	2,212,951	340,694	298.4	15.4	2,553,645
4	VOLTA	819,466	63,066	882,532	151,718	240.6	17.2	1,034,250
5	EASTERN	1,142,390	61,965	1,204,355	186,708	301.3	15.5	1,391,063
6	ASHANTI	1,893,527	113,236	2,006,763	374,451	330.7	18.7	2,381,214
7	BRONG AHAFO	939,228	65,456	1,004,684	186,604	285.1	18.6	1,191,288
8	NORTHERN	894,342	67,952	962,294	153,793	226.3	16.0	1,116,087
9	UPPER EAST	425,756	17,660	443,416	69,988	396.3	15.8	513,404
10	UPPER WEST	276,378	15,377	291,755	44,710	290.8	15.3	336,465
	NATIONAL TOTAL	10,354,970	632,087	10,987,057	1,835,417	290.4	16.7	12,822,474

Source: EC Research and Monitoring Department, 2008

Registration Problems

Aside the large numbers of voters who turned out to register (albeit believed to be mainly multiple registrants), the Workstations Technology employed by the Commission contributed to the difficulties encountered by the registration officials, who had hardly mastered the use of the registration equipment ahead of the commencement of the exercise. Also, only 2,500 pieces of the workstations were procured, thereby resulting in the pairing of registration centres. This development led to voters having to walk long distances to have their names registered.

Additionally, the concurrency of the voter's registration with the issuance of National Identification Cards in certain parts of the country resulted in an initial confusion of the electorate as to differentiating between the separate needs of either exercise.

Analysis of Registration Figures

Notwithstanding these problems encountered during the registration review exercise, turnout far exceeded the Commissions expectations by well over eight hundred thousand new voters (see table 3.1). This represents 83.5%.

Regionally, the increases of the 2008 review over the 2006 total figures ranged between 15.3% to 18.7% while the national average stood at 16.7%. The Upper West region registered the least percentage increase while Ashanti recorded the highest.

Again the 2008 registration grew by 290.4% over that of the 2006 limited exercise. This phenomenal growth can only be explained by the huge interest the last general elections generated among the electorate in comparison to the 2006 district/local level elections.

Age/Gender Distribution of Newly Registered Voters

Persons aged 20 years and above, who should have ordinarily registered by the 2006 limited registration, formed the majority (46.9%) of the newly registered voters captured during the 2008 exercise, lending credence to the suspicion that political parties (eager to win/retain power) aided and abated a massive multiple registration scheme. This group of voters is generally more politically active than their comparatively younger compatriots of the 18 and 19 year groups.

Also, the 18 year olds outnumber the 19 year old group in both age and sex, possibly owing to the inclusion of minors in this age group. In fact, parents of some minors voluntarily came to the Commission to remove the names of their minors from the register as not being of voting age. The table (3.2) below illustrates these facts.

Table 3.2: VITAL STATISTICS ON THE 2008 LIMITED VOTER REGISTRATION AGE AND GENDER DISTRIBUTION

S/NO	REGION	NO. 18 YRS		NO. 19 YRS		NO. 20 YRS AND ABOVE		TOTAL REGISTERED	NO. CHALLENGED
		MALE	FEMALE	MALE	FEMALE	MALE	FEMALE		
1.	WESTERN	26,135	22,875	18,398	17,582	50,105	50,305	185,400	29
2.	CENTRAL	20,584	19,187	17,217	16,939	33,641	33,783	141,351	135
3.	GT. ACCRA	48,278	41,087	38,055	36,431	92,889	83,313	340,694	641
4.	VOLTA	25,016	21,366	15,076	13,471	39,111	37,678	151,718	189
5.	EASTERN	30,304	24,967	19,520	16,477	47,836	47,604	186,708	788
6.	ASHANTI	65,336	62,657	43,600	41,849	84,909	76,100	374,451	3,591
7.	BRONG AHAFO	32,899	28,787	22,480	19,493	43,630	39,315	186,604	1,339
8.	NORTHERN	31,958	29,789	16,546	14,919	28,056	32,525	153,793	290
9.	UPPER EAST	12,926	13,179	8,277	7,629	14,258	13,719	69,988	9
10.	UPPER WEST	7,689	8,872	8,914	6,295	6,718	6,222	44,710	93
	NATIONAL TOTAL	301,125	272,766	208,083	191,085	441,153	420,564	1,835,417	7,370
	GRAND TOTAL		573,891		399,168		861,717	1,835,417	
	PERCENTAGES AGAINST TOTAL REGISTERED		31.3		21.7		46.9		100.0

Source: EC Research and Monitoring Department, 2008

Registration Eligibility Challenges

During voter registrations, aspiring voters may be challenged with regards to their age (i.e. whether they have attained the minimum voting age), nationality or on their residential status requirements.

Under such circumstances District Registration Review Committees (DRRC's) are constituted to, with the powers of a tribunal, adjudicate on the issues raised by challengers and their determinations on the eligibility or otherwise of the challenged communicated in writing to the Commission. The DRRC is composed of;

- The District Director of Education
 - District Police Commander
 - A representative of the Traditional Authority in the Area
 - A representative each of Active Political Parties in the district and
 - The District Electoral Officer, who acts as the Committee's Secretary
- Procedurally, the DRRC may
- Take evidence from the parties concerned (i.e. from the challenger and the challenged)
 - Examine any relevant documents (Birth certificates, Baptismal Certificate (etc)
 - Call witnesses to testify, and
 - Carry out any investigation relevant to the issue.

A comparative analysis of registration challenges through 1995, 2004 and 2008 shows an irregular pattern. The number of challenged voters in 2004, over total registered voters, fell to 0.04% from 0.12% in 1995. However, it rose steeply to 0.40% during the 2008 registration period.

A plausible explanation to this disturbing trend is that either more ineligible persons attempted to register to vote or that there is increased rivalry between the political parties in the areas where the challenges have been pronounced, such that supporters of opposing parties tried to undo one another by having as many perceived supporter of the rival party disqualified. Table 3.3 illustrates the trend.

Table 3.3: COMPARATIVE STATISTICS ON VOTER REGISTRATION CHALLENGES BETWEEN 1995 – 2008

REGIONS	YEAR								
	1995			2004			2008		
	1995 OCT MAIN REG	NO. OF CHALLENGES	% CHALLENGED OVER TOTAL REGD	MARCH 2004, MAIN REG.	NO. OF CHALLENGES	% CHALLENGED OVER TOTAL REGD VOTERS	JULY/AUG 2008 REVISION	NO. OF CHALLENGES	% CHALLENGED OVER TOTAL REGD VOTERS
WESTERN	967,631	350	0.04	1,007,816	119	0.01	185,400	295	0.16
CENTRAL	796,984	108	0.01	857,287	50	0.01	141,351	135	0.10
GT. ACCRA	1,555,945	1,121	0.07	2,098,780	634	0.03	340,694	641	0.19
VOLTA	891,820	74	0.01	819,466	124	0.02	151,718	189	0.12
EASTERN	1,055,064	1,269	0.12	1,142,390	952	0.08	186,708	788	0.42
ASHANTI	1,591,935	6,752	0.42	1,893,527	1,360	0.07	374,451	3,591	0.96
B/ AHAFO	904,045	1,093	0.12	939,228	737	0.08	186,604	1,339	0.72
NORTHERN	797,004	385	0.05	894,342	436	0.05	153,793	290	0.19
UPPER EAST	432,687	82	0.02	425,756	9	0.00	69,988	9	0.01
UPPER WEST	271,885	120	0.04	276,378	6	0.00	44,710	93	0.21
TOTAL	9,238,009	11,354	0.12	10,354,970	4,427	0.04	1,835,417	7,370	0.40

Source: EC Research and Monitoring Department, 2008

Exhibition of the Register

Subsequent to the compilation of the voters register is its exhibition when registered voters are expected to visit the registration centres to

- Verify the inclusion and correctness of their names and accompanying substantiating data on the register.

- Rectify errors that may be contained in said data and include their names if omitted.

- Object to the inclusion of unqualified persons on the register, such as the under aged, aliens and the dead.

After exhibition, a Revising Officer, who is a person of the rank of a circuit court judge or a senior magistrate authenticates the registers which then forms basis for the final voters register upon which an election is conducted. The exhibition of the voter's register took place from the 5th-11th October, 2008.

In spite of the enthusiasm that greeted the registration exercise, the exhibition saw a turn out that was not commensurate with the registration exercise As the table (3.4) below shows.

**Table 3.4 : 2008 Exhibition of the Voters Register :
Age and Gender Distribution**

REGION	DISTRICT	NO. 18 YRS WHO CHECKED		NO. 19 YRS WHO CHECKED		NO. 21 YRS AND ABOVE WHO CHECKED		TOTAL (NO WHO CHECKED)	REGISTERED VOTERS AT 2008	% TURNOUT	NO. OBJECTIONS
		MALE	FEMALE	MALE	FEMALE	MALE	FEMALE				
WESTERN	17	26,102	23,175	21,131	18,666	223,778	192,518	505,370	1,256,707	40.21	12,430
CENTRAL	13	17,852	15,222	15,065	13,245	163,802	173,209	398,395	1,048,351	38.00	13,766
GT. ACCRA	11	53,827	49,758	53,630	53,897	18,2035	17,534	56,681	2,553,645	22.07	3,270
VOLTA	15	27,846	27,566	22,638	20,487	183,463	199,773	481,773	1,034,250	46.58	7,334
EASTERN	17	29,389	26,004	27,591	30,493	225,178	226,214	564,869	1,391,063	40.61	13,206
ASHANTI	30	74,785	75,230	56,203	57,695	365,200	390,825	1,031,351	2,381,255	43.31	25,961
B/AHAFO	19	41,844	42,361	39,400	37,982	168,532	163,616	493,735	1,191,288	41.45	9,639
NORTHERN	18	51,681	42,699	39,359	32,138	207,896	173,971	547,744	1,116,087	49.08	12,451
U/EAST	8	16,668	15,536	16,166	14,243	65,746	64,601	192,960	513,404	37.58	7,841
U/WEST	8	13,450	11,179	10,177	9,091	64,136	76,599	184,632	366,465	54.87	5,066
NATIONAL TOTAL	156	353,444	328,730	301,360	287,937	1,849,766	1,831,860	4,964,510	12,822,515	38.72	11,964

Source: EC Research and Monitoring Department, 2008

Nomination of Candidates

The Commission set 16th and 17th of October, 2008 as the period for the filing of nominations for the Presidential and Parliamentary elections. For a person to have his or her name on the ballot, he or she must be nominated as a candidate by completing a nomination form obtainable from the Electoral Commission free of charge.

While a presidential candidate must be at least 40 years of age with his or her nomination supported by two (2) registered voters from each of the country's districts, a parliamentary candidate must be at least 21 years of age and his or her nomination must be supported by 20 registered voters resident in the constituency where he or she seeks election. A presidential candidate is required to select a vice-presidential candidate who must also satisfy the same qualifications required of a presidential candidate. He or she is deemed to be nominated once a presidential candidate is nominated. The presidential nominations are received and processed by the Chairman of the Commission at the Head Office of the Commission in Accra. Parliamentary nominations are received by Returning Officers in their respective constituency offices.

Even though nomination forms are given out free of charge, candidates are required to pay a deposit which is determined by the Commission. A fixed deposit of five hundred (GH¢500) and twenty Ghana Cedis (GH¢20) for the presidential and parliamentary nominations respectively were paid during the 1992, 1996, 2000 and 2004 elections.

The Commission decided to review the filing fees upwards for the 2008 elections. The nomination deposit for the presidential elections was raised from five hundred Ghana Cedis (GH¢500) to five thousand Ghana Cedis (GH¢5,000). Filing fees for the parliamentary was also raised from twenty Ghana Cedis (GH¢20) to five hundred (GH¢500). The increase in filing fees did not go down well with the political parties especially the less resourced ones who complained that it was aimed at discouraging some parties from participating in the elections. The Commission responded by assuring them of its fairness to all parties and that the increase was necessitated by the present economic trends. A presidential candidate who fails to obtain 25% of the valid votes cast loses the deposit; while a parliamentary candidate is required to win 12½% of the votes for a refund of his or her deposit.

At the close of nominations on 17th October, 2008 a total of eight (8) candidates filed their nominations to contest the presidential election. Out of

this number, seven (7) filed as party candidates and only one (1) as independent candidate. In all, 1060 candidates filed for the parliamentary contest out of which 956 were males and 102 females. Details of the presidential and parliamentary nominations are shown in Tables 3.5 and 3.6 respectively.

Table: 3.5: Presidential Candidates for the 2008 Elections

NAME	PARTY	RELIGION	DATE OF BIRTH	HOMETOWN	HIGHEST EDUCATION	EDUCATIONAL INST.	PROF.	MARITAL STATUS
Nana Addo Dankwa Akufo-Addo	NPP	Christian	29/03/44	KYEBI	B.Sc Econs	University of Ghana	Legal Practitioner	Married
Edward Nsagire Mahama	PNC	Christian	04/15/45	Nalerigu	MB,CHB FACOG FWACS	University of Ghana	Physician	Married
John Evans Atta Mills	NDC	Christian	21/07/44	Cape Coast	PHD	London University	Legal Practitioner	Married
Emmanuel Ansah-Antwi	DFP	Christian	30/06/65	Effiduase	MA	University of North London	Marketing Communication.. Consultant	Married
Thomas Nuako Ward Brew	DPP	Christian	30/03/41	Aboabogya	BL	Ghana Law Sch.	Legal Practitioner	Married
Papa Kwesi Nduom	CPP	Christian	15/02/53	Elmina	PHD	University of Wisconsin	Management Consultant	Married
Kwabena Adjei	RPD	Christian	19/03/63	Mpraeso	Diploma	IBM	Businessman	Married
Kwesi Amoako-Yeboah	INDPT..	Islam	02/08/53	Anomabu	B.Sc	San Francisco University	Engineer	Married

Table: 3.6: Running Mates for the 2008 Elections

NO.	PARTY	NAME	AGE	OCCUPATION
1.	NEW PATRIOTIC PARTY	MAHAMADU BAWUMIA	45	BANKER
2.	PEOPLE NATIONAL CONVENTION	PETRA MARIA AMEGASHIE	49	EVANGELIST
3.	NATIONAL DEMOCRATIC CONGRESS	JOHN DRAMANI MAHAMA	49	MP
4.	DEMOCRATIC FREEDOM PARTY	PATIENCE AMI AMEKE	61	RTD. EDUCATIONIST
5.	DEMOCRATIC PEOPLE PARTY	PETER DWAMENA	63	BANKER
6.	CONVENTION PEOPLE PARTY	MICHAEL ABU SAKARA FOSTER	50	AGRONOMIST/ ENTREPRENEUR
7.	REFORMED PATRIOTIC DEMOCRATS	ROSEMOND ABRAHAM	40	BUSINESSWOMAN
8.	INDEPENDENT	GONU YAW X-SHALOM	41	TEACHING

Additional Information on the Nominations

In all a total of 1060 candidates contested the parliamentary election in the 230 constituencies.

964 candidates contested on the ticket of political parties and 96 were independent candidates.

The total number of female candidates was 102 as against 104 in 2004.

The NDC and the NPP recorded the highest number of candidates, 229 each. The NDC candidate for the Asokwa constituency was disqualified while the NPP did not present a candidate for the Ellembelle constituency.

There were no unopposed candidates and no nil returns in respect of any constituency.

The Ayawaso and Abokobi/Madina constituencies in the Greater Accra Region registered 9 and 2 as the highest and lowest numbers of candidates respectively.

Ashanti Region with 39 constituencies recorded the highest number of candidates i.e. 175 while the Upper West Region had the lowest of 52 candidates.

The Ghana National Party (GNP) filed only one (1) candidate for the Kade constituency.

The Greater Accra Region recorded the highest number of female candidates – 18, while Brong Ahafo had the lowest of 5.

Dome/Kwabanya constituency in the Greater Accra Region and the Ho East in the Volta Region recorded the highest number of 3 females each.

The Presidential candidate of the Great Consolidated Popular Party (GCPP) could not file his nomination as his nomination papers were incomplete as at the close of nominations.

An independent Presidential aspirant, W. O. I Tetteh also failed to meet the nominations deadline.

**Table 3.7 below illustrates the nomination of candidates as filed by the Political Parties for the 2008 General Elections
Table 3.7: Nomination of Parliamentary Candidates of Political Parties for the 2008 Elections.**

S/NO.	REGION	NO. OF CONSTS	POLITICAL PARTIES											GENDER		TOTAL	
			NPP	PNC	NDC	DFP	DPP	CPP	RPD	GCPP	GNP	NVP	INDEP	NO. MALE	NO. FEMALE		
1	WESTERN	22	21	8	22	6	2	21	0	2	0	0	0	8	78	12	90
2	CENTRAL	19	19	2	19	13	1	18	0	0	0	0	0	7	73	6	79
3	GT. ACCRA	27	27	13	27	12	5	26	0	0	0	2	9	103	18	121	
4	VOLTA	22	22	9	22	17	5	18	0	0	0	0	12	96	9	105	
5	EASTERN	28	28	18	28	5	3	25	0	0	1	0	12	108	12	120	
6	ASHANTI	39	39	22	38	9	4	34	10	0	0	0	18	160	15	175	
7	BRONG AHAFO	24	24	12	24	13	12	20	0	0	0	0	8	107	5	112	
8	NORTHERN	26	26	21	26	20	9	22	1	0	3	16	131	13	144		
9	UPPER EAST	13	13	12	13	6	3	12	0	0	0	3	56	6	62		
10	UPPER WEST	10	10	10	10	6	4	9	0	0	0	3	46	6	52		
	NATIONAL TOTAL	230	229	127	229	107	48	205	11	2	1	5	96	958	102	1060	

Transfer of Votes

A registered voter who at any time before a general election is resident for not less than two (2) months in a constituency other than that in which he/she is registered, may apply to the Returning Officer of the constituency where he/she is resident for his/her name to be entered on the transferred voters list of the constituency. A voter is not allowed to apply for a transfer unless the application is submitted not less than twenty-one (21) days before the date set for the election. An application for transfer must be done in person and not on someone's behalf.

Another aspect of transfer of votes is done for the purpose of contesting an election, where an aspiring candidate is permitted by the election regulation to transfer his/her vote to where he/she intends to contest. This provision allows the candidate to transfer his/her vote not less than twenty-one (21) days to the last day of nomination.

Several difficulties were encountered during 2008 elections where processing of transfers was done between constituencies and districts. For the 2004 elections, District Electoral Officers were instructed to bring with them to the information Technology Department all applications for transfer where a clearing house was set up to sort out all applications. This resulted in the preparation of transferred voters lists with applicants' pictures on polling station basis.

The main problem with the processing of transfer voters lists for the 2004 elections was that some of the application forms could not be processed because of incomplete polling station codes and errors in voter ID card numbers.

The Commission in 2008 decided to avert or minimize problems associated with transfer of votes in the past by requesting regional directors to forward all transfer applications to the Information Technology Department for an accurate computerization. This was strictly adhered to but in the end the lists generated by the I.T Department did not include all the applicants on the manually prepared lists submitted by District Electoral Officers.

Despite the guidelines for the transfer of votes, attempts were made by political parties to abuse the procedures. Indications were that voters who wanted to effect transfers were bussed from region to region, district to district and from constituency to constituency. The entire Central Region recorded 25,201 transfers with the Cape Coast Constituency being the

highest with 5,945 applications as a result of the large number of student concentration in the metropolis. In the Volta Region a total of 16,173 applications were received.

Transfer applications for the 2008 elections faced a lot of challenges:

In Cape Coast, there were clashes between supporters of the National Democratic Congress (NDC) and students of the University of Cape Coast.

Some applicants' transfers had not come through, even though they showed evidence of transfer. This came about because the list of applicants submitted to the IT Department for the printing of the transfer registers fell short of the numbers presented by the regions.

Most districts and constituencies received the computerized transfer voters lists very late thus making it impossible for the list to be properly scrutinized before the Election Day.

In some constituencies, some party/candidate agents physically prevented those who did not have their names on the transfer voters register but had their names on the manual lists prepared at the district levels from voting.

Special Voters

Special voting was held throughout the country on 2nd December, 2008 while the Run-off Special Voting took place on the 23rd December 2008. Those who participated were security officers, election officials and other persons who were on election duty outside their constituencies on the day of the poll.

In line with regulation, special voting was permitted on application which was filed with the Returning Officer not later than seven (7) days before the polling day. The votes cast in the special voting are not counted immediately but are kept in the ballot boxes and placed safely in the custody of the police. These ballots are counted at the close of the poll at the constituency centre and the votes added to results from the various polling stations before the Returning Officer declares the overall results of the constituency.

Absent Voters

Persons who have applied for the transfer of their votes, election officials and security officials who by the nature of their work need to vote during the special voting and not at polling stations where they are registered are classified as absent voters.

The absent voters list prepared by Returning Officers for each polling station confirmed the name and particulars of these groups of voters and this serves as a check on double voting on an election day. The absent voters list prepared by the IT Department was dispatched to the regions on the eve of the main election, thus, making it extremely difficult for some polling stations to have their lists before the beginning of the polls.

Proxy Voting

Proxy voting is a facility extended to a registered voter who because of ill-health or absence from his constituency will be unable to present him/herself to vote on polling day to appoint somebody (proxy) to vote on his or her behalf by completing a form designed for that purpose. A voter who appoints a proxy cannot vote himself. The appointment of a proxy may however be cancelled by a voter if he or she becomes capable of voting himself or herself on the Election Day. This can be done by completing an appropriate form which prevents the proxy from voting, whether or not he or she is aware of the cancellation.

Apart from the security agencies like the armed forces and the police who may collect proxy forms in large quantities upon request for their personnel serving on UN Missions abroad, most forms are collected individually. The Ministry of Foreign Affairs at times requests for some proxy forms for its staff abroad. These forms are completed and returned to their respective Returning Officers not less than fourteen days before the poll in their constituencies where they registered. A reasonable number of Muslim pilgrims during the 2008 elections also had the opportunity to exercise their franchise through the proxy facility.

Physically Challenged Voters

In its quest to ensure fairness to all manner of voters in the country, the Commission in the 2008 elections made provision for the visually impaired voters. The "Tactile Ballot" which had been pre-tested in the 2002 District Assembly elections as well as the 2004 General Elections was used to ensure that the visually impaired could go through the voting procedures by themselves.

Balloting for Position on the Ballot Paper

As has been the practice before the 2000 elections, placement of candidates on the ballot paper was determined largely on the ability of a

presidential/parliamentary candidate or their supporters to report early at the premises of the Electoral Commission in order to take up the preferred first or last position on the ballot paper for reasons best known to them.

This resulted into unpleasant situations hence the need to find lasting solutions to this problem. The Commission in the 2000 elections introduced the balloting system which makes it possible for parties and candidates to file nominations peacefully without attacking each other. The same balloting system was used during the filing of nominations for the 2008 elections.

In order to ensure transparency in the balloting system, two (2) rounds of balloting was done. The first ballot was to determine the order in which presidential candidates or their representatives will ballot for positions on the ballot paper.

At the end of the second balloting Nana Addo Dankwa Akufo Addo of the New Patriotic Party (NPP) picked the first position while an independent candidate, Mr. Kwesi Amofo Yeboah automatically became the eighth on the ballot paper as depicted in Table 3.3.

Election Date

The setting of election dates is the exclusive preserve of the Electoral Commission. The Commission has the statutory responsibility but this is done within the framework of specific constitutional provisions. In the case of MPs, it is required that the parliamentary election shall be held within 30 days before the expiration of the period of the last parliament. The presidential election on the other hand was required to be held not earlier than four (4) months or later than a month before the expiry of the President's term of office. It also requires that in an event of run-off where no candidate obtains more than 50% of valid votes cast during the first round, a run-off presidential election will be held within twenty-one (21) days between the candidates who obtained the two highest votes.

For the 2008 presidential and parliamentary elections, the Electoral Commission settled on the 7th of December, 2008 which happened to be a Sunday. The announcement of the election date caused a great furore among the Christian community who complained that the election will affect church attendance hence agitations for it to be rescheduled.

In the midst of all these agitations, the hierarchy of the Catholic Church issued

a statement rescheduling the celebration of Holy Mass in all its parishes countrywide. This to some extent helped to calm the storm that was gathering on the issue of Sunday being the Election Day. The elections however came on peacefully on Sunday, 7th December, 2008 and these put all matters to rest.

Recruitment of Presiding Officers and Polling Assistants

Recruitment of election officials for the presidential and parliamentary elections was carried out throughout the country between August and November to ensure that the right calibres of officials were selected for the exercise. In most cases, interested and qualified applicants were interviewed and given appointment letters. However, officials who were found to be sympathetic to some political parties and those who were openly seen campaigning for some parliamentary candidates were dropped after series of investigations.

It must, however, be noted that in some cases Returning Officials had difficulties in getting qualified election officials especially in some remote areas. In those instances, officials were recruited from nearby towns and villages even though this attracted some criticisms from the politicians.

Training of Election Officials

Training of election officials began with planning meetings. The Commission organised planning meetings for Regional Directors, their deputies and District Officers before the beginning of each exercise. Field officers were given the opportunity to raise their concerns, with regards to difficulties encountered during the implementation of previous election programmes as well as make relevant inputs. Training of Election Officials took place in all districts across the country between 25th November and 4th December 2008. Grassroots level training sessions witnessed the presence of both local and foreign observers.

Training of Temporary Staff

The Electoral Commission during elections engaged thousands of officials of various categories for temporary election duties. For the 2008 presidential elections, the Commission through its Regional and District Directors recruited and trained the following temporary officers:

- 230 Returning Officers

- 460 Deputy Returning Officers
- 21,004 Presiding Officers
- 84,016 Polling Assistants.

Training of Election Officials was done in two (2) phases. These were preceded by the key trainers training (KTT) which covered Regional Directors and their deputies. These were then followed by training of Trainers (TOT) in the various regions involving District Electoral Officers and their deputies on the management of the election process.

The final phase of the training which was from 28th November to 4th December, 2008, covered Presiding Officers, Polling Assistants and Party/Candidate's Agents at designated towns and villages at the districts level. They were trained on the election procedures, completion of forms, collation of results, declaration of results and other responsibilities.

Public Education and Awareness

The Commission embarked on elaborate public education programmes to sensitize the general public to take part in the general elections. Prospective voters were educated on the need to exercise their franchise as a civil responsibility and how to go through the voting process. Public education and awareness for the elections was conducted in diverse ways, including the following:

- The Head Office placed adverts and jingles in the print and electronic media.
- The use of public address systems mounted on all Commission vehicles in the districts for street announcements.
- There was also the use of gong-gong in the rural areas.
- Election officials, community leaders, leaders of faith-based organizations and various associations were provided with flyers which they used to create awareness for the elections.
- Workshops were organized to sensitize major stakeholders.

Printing of Notice of Poll and Ballot Papers

Printing of Notice of Poll and ballot papers was one of the exercises that was executed on record time. Even though filing of nominations was done behind schedule, the six (6) printing houses contracted for this exercise completed their assignments about a week to the election dates.

The printing of ballot papers was not without problems. There were instances where a few stains on some ballot papers were reported. In the Afram Plains North Constituency, Special Voting for the first round was held on 4th December instead of 2nd December, 2008 because of swapping of pictures for DFP and PNC candidates on the parliamentary ballot papers.

Reports received from the Northern Region also indicated that some markings were found on the NPP and NDC portions of the ballot papers for the Tolon, Kumbungu, Tamale Central and Chereponi constituencies. The alleged marked ballot papers were returned to Accra for reprinting.

Distribution of Elections Materials

Ballot papers and other logistics for the presidential, parliamentary and run-off elections were dispatched to the regions in record time by air and road. Not only were election materials sent early, they were supplied in the right quantities, thus preventing shortages. On the other hand what nearly marred the smooth provision of election materials was the delay in the printing of transfers and absent voters lists. In some cases, some of the printed lists could not be provided creating the condition for hand written ones to be used. It is very important to note that in order to ensure the early receipt of ballot papers the Commission with the support of the Ghana Army airlifted all ballot papers to the Northern, Upper East and West Regions by air.

Election Day Activities

The distribution of election materials throughout the country on the Election Day went on without major hitches except for delays in a few constituencies where police prevented officials from moving materials without police escort. Some challenges encountered in both rounds of the election included slow voting at some polling stations. There were also reports of very long queues at polling stations with very large registered voters. In most cases in the Greater Accra and Ashanti Regions, the queues remained even after 5:00pm, when voting should have ended. Counting of ballots at such stations ended as late as 9:00pm thus delaying the early declaration of results.

Declaration and Transmission of Election Results

Declaration and transmission of election results from Constituencies to Regional Offices and the Head Office was timely and smooth. The installation of fax and V-sat machines in all the districts before the elections facilitated the transmission of election results.

The provision of carbonized statement of poll/declaration of results forms as well as the constituency summary sheets to a large extent reduced the incidence of disparity in results submitted to parties and candidates by their agents. The transmission and declaration of results of the presidential run-off could have been completed within 48 hours but for the delay in the transmission of results from the Suame, Manhyia, old Tafo, Nhyiaeso and Kwadaso Constituencies of the Ashanti region which were disputed by the NDC. The NPP also disputed some results from the Volta Region.

Presidential Run-Off and the Tain Elections

The first run of the 2008 presidential election did not produce a winner since none of the Presidential candidates secured more than 50% of the total valid votes cast. It therefore became imperative for the run-off election to be conducted between the candidates with majority of the valid votes cast in consistence with Article 63 (3) of the 1992 constitution.

The run-off election which was fixed for 28th December, 2008 took place in all the 230 constituencies except the Tain Constituency due to logistics problems. However, at the close of the poll, the election was too close to call since the difference between John Evans Atta Mills of the NDC and Nana Addo Dankwa Akufo Addo of the NPP was about 23,000 votes.

In view of the fact that the Tain Constituency had about 54,000 registered voters, the Commission in consultation with the two political parties decided that it was necessary for the run-off in the constituency to be conducted to determine the eventual winner of the presidential election. The Chairman of the Commission therefore slated the run-off election for 28th December, 2008. Incidentally, the Tain constituency election was boycotted by the NPP. With 19,566 votes from the Tain election, the NDC candidate, John Evans Atta Mills was declared the winner. He polled 4,521,032 votes constituting 50.23% of total votes cast as against 4,480,446 i.e. 49.77% received by Nana Addo Dankwa Akufo Addo. The election was so close that the difference was 40,586 votes. See appendix for detail results of the Presidential run-off results.

Voter Turnout

As compared to the first round of elections on 7th December, 2008 where long queues were the order of the day, not many long queues were observed at most polling stations on the 28th December, 2008. Voter turnout for the 7th December was 69.79% nationwide. The highest was 74.9% recorded in the Northern Region and the lowest was 67.1% in the Greater Accra Region.

The 28th December Presidential run-off recorded a higher turn-out of 72.9% nationwide. Ashanti region recorded the highest of 83.3% and Western Region had the lowest of 66.5%. Some constituencies in the Ashanti region recorded very high turn-outs between 94% and 98%. Notable among these were Kwadaso – 94.4%, Suame – 94.7%, Manhyia – 95.7%, and Nhyiaeso had 98.3%. Regional breakdown of turn-out during the first and second rounds of the Presidential elections are shown in tables 3.8 and 3.9 respectively

GhanaElection 2008

Table 3.8: Voter Turnout and Rejected Ballots for December 7, 2008 Elections

REGION	NO. OF CONST.	REGD. VOTERS	TOTAL CAST	VALID VOTES	TURN-OUT %	REJECTED BALLOTS	REJECTS %
WESTERN	22	1,214,128	817,221	791,268	67.31%	25953	3.18%
CENTRAL	19	1,020,761	705,228	682,37	69.09%	22857	3.24%
GT. ACCRA	27	2,514,739	1,687,429	1,669,518	67.10%	17911	1.06%
VOLTA	22	1,012,122	679,286	664,888	67.12%	14388	2.12%
EASTERN	28	1,306,852	913,818	893,235	69.93%	20583	2.25%
ASHANTI	39	2,317,886	1,705,441	1,677,285	73.58%	28156	1.65%
BRONG AHAFO	24	1,164,155	797,195	776,470	68.48%	20725	2.60%
NORTHERN	26	1,097,597	822,113	792,742	74.90%	29371	3.57%
UPPER EAST	13	495,884	350,666	336,060	70.72%	14606	4.17%
UPPER WEST	10	328,834	226,540	215,104	68.89%	11436	5.05%
TOTAL	230	12,472,758	8,704,937	8,498,941	69.79%	205,996	2.37%

Table 3.9: Voter Turnout and Rejected Ballots for December 28, 2008 - Presidential Run-Off

REGION	NO. OF CONST.	REGD. VOTERS	TOTAL CAST	VALID VOTES	TURN-OUT %	REJECTED BALLOTS	REJECTS %
WESTERN	22	1,214,128	807,210	798,172	66.48%	9038	1.12%
CENTRAL	19	1,020,761	714,788	704,429	70.03%	10359	1.45%
GT. ACCRA	27	2,514,739	1,760,808	1,51,642	70.02%	9166	0.52%
VOLTA	22	1,012,122	739,996	733,072	73.11%	6924	0.94%
EASTERN	28	1,306,852	943,023	932,643	72.16%	10380	1.10%
ASHANTI	39	2,317,886	1,930,828	1,918,569	83.31%	12259	0.63%
B/AHAFO	24	1,164,155	801,313	792,266	68.83%	9047	1.13%
NORTHERN	26	1,097,597	826,888	812,727	75.34%	14161	1.71%
UPPER EAST	13	495,884	346,386	341,471	70.26%	6915	1.98%
UPPER WEST	10	328,834	221,124	216,487	67.24%	4637	2.10%
TOTAL	230	12,472,758	9,094,364	9,001,478	72.9%	92,886	1.0%

Rejected Ballots

A total of 205,966 (2.37%) rejected ballots out of 8,704,937 votes cast were recorded during the first run of the elections. However, in the run-off the rejected ballots dropped to 92,886 (1.0%) of total votes cast i.e. 9,094,364. This came about as a result of efforts made by the Commission to intensify publicity and voter education on the correct way of marking the ballot. Details of rejected ballots for the two elections are shown in tables 3.8 and 3.9 above.

— |

| —

— |

| —

Chapter four

THE MEDIA AND ELECTION 2008

introduction

The mass media are essential to the conduct of democratic elections. A free and fair election is not only about casting a vote in proper conditions, but also about having adequate information about parties, policies, candidates and the election process itself so that voters can make an informed choice. As a matter of fact, the simple guiding principle underlying the role of the media in elections is that without a vibrant media, information on the entire electoral process would be inadequate.

The Commission realised the important role the press had to play in the presidential and parliamentary elections of 2008. Indeed the Commission recognized the vital role the media would play in the dissemination of information, with particular reference to its voter education and publicity efforts. It was also mindful of the fact that election news is always hot and that the majority of the people rely on the press as sources of information.

It was against this background that the Commission found it necessary to engage the media at all levels and on all fronts in the run-up to the election 2008. No one was oblivious of the fact that if the press failed to play its vital role properly the consequences could be inimical to the smooth running of peaceful and successful elections.

Workshops

The Commission started engaging the press as early as August 2008 in an attempt to ensure that the press would be properly placed to participate meaningfully in the elections. The Electoral Commission was accordingly invited to participate in a one-day election workshop at the Miklin Hotel in Kumasi organised by the National Media Commission to brainstorm on media and elections coverage. Participants at that workshop underscored the need for the media to do more in terms of their coverage of the Electoral Commission and its activities. The press was advised to report events as they occur and to eschew embellishment and distortion of facts. The media was reminded of the consequences of misrepresentation of facts.

Participants at the workshop resolved to improve on both their coverage and presentations on election issues. A firm commitment was made to ensure that the Commission's views were sought on all matters relating to elections before they were put in the public domain.

The second engagement which was a response to some of the suggestions that were made at the Kumasi workshop was held at the Royal Mac Dick Hotel in Koforidua with fifty (50) selected pressmen from various press houses at which presentations were made by the Deputy Chairman (F&A), Director Elections, Acting Director of the Public Affairs Department, Director of Training, Director of Research and Monitoring and Director of Human Resource and General Services. The emphasis at the Koforidua workshop, coming close to the elections, was on preparations the Commission had made towards the elections. The media was also taken through the whole of the regulations governing the elections (C.I. 15) with the hope that they would be better placed to respond appropriately to issues raised by the public. Copies of C.I.15 were made for all media people present at that workshop. Monitoring of reportage in the run-up to the elections indicated that there was some level of improvement in the coverage of activities and the understanding of the press on election-related issues. An appeal was made to the press to give concessions to the Commission for voter education.

The third and final phase of the Commission's engagement with the press was countrywide and was done under "Safeguarding the Integrity of the Ballot Project" facilitated by KAB Governance Consult with support from CIDA. Under that project, dialogues were held in each of the ten (10) regional capitals at which Commission members were present to facilitate.

The objective of the project was to bring to the fore the inbuilt integrity in the electoral process that makes it difficult for anybody to easily manipulate the system to the advantage of any of the competing parties and candidates. The workshop was very necessary given the suspicion and mistrust that had resulted from allegations of bloated registers in some constituencies of the Ashanti region and inducement of minors and unqualified people to put their names on the voters registers to enable them to vote on Election Day. Undoubtedly, the project which was extended to candidates and other stakeholders contributed immensely to reduce tension and rekindle people's trust and confidence in the Commission to execute its mandate professionally and without fear of intimidation or favour to any one group.

Appearance on Radio and Television

Apart from these high profile workshop and interactions, a lot more appearances were made by officials of the Commission both on radio and television to explain issues to the people and to respond to questions raised by the press and the public.

A seven-day programme dubbed "Time with EC" was held on TV3 with a fifteen (15) minutes appearance each day by either the Acting Director of Public Affairs or his representative. These appearances were used to educate the public on the electoral process, how to mark the ballot paper and to respond to issues of transfer of votes and appointment of proxies.

The Commission had programmes with Unique FM in local languages during which selected officials of the Commission appeared to explain the process in the local languages.

The Chairman and the Deputy Chairman (F&A) also made several appearances on programmes such as the Front Page on Joy FM, Agenda on TV3 and Talking Point on GTV besides the numerous contributions made on various networks on radio talk shows to respond to nagging issues which helped a lot in assuaging the fears of people.

Observer Accreditation

There was a special arrangement with the Ghana Journalist Association (GJA) to accredit all media organizations and personnel to ensure correct reportage. More than 100 media organizations and personnel including BBC and VOA were accredited by the GJA.

Assessment of Reportage

From the foregoing, one would have expected that media coverage of the last elections would have been near perfect. This, unfortunately, was not to be. On a few occasions airtime was given to politicians and social commentators to make spurious allegations against the Commission. In one of such instances, open allegation on a radio programme were made that Commission members were being invited to the Castle and told what to do. Such statements could have impugned the people's trust and confidence in the Commission. At most of these talk show programmes, the Commission was not represented to respond to the issues.

The worst forms of reportage were experienced during the run-off presidential election. Some radio stations became openly partisan and resorted to inciting supporters of political parties leading to large groups of people massing up in the precincts of the Commission.

In one instance, the press put out uncertified results from the Manhyia constituency, in the Ashanti Region, that run counter to the Commission's own declared results causing the Commission a great deal of embarrassment. In spite of the various workshops to educate the press on the electoral laws

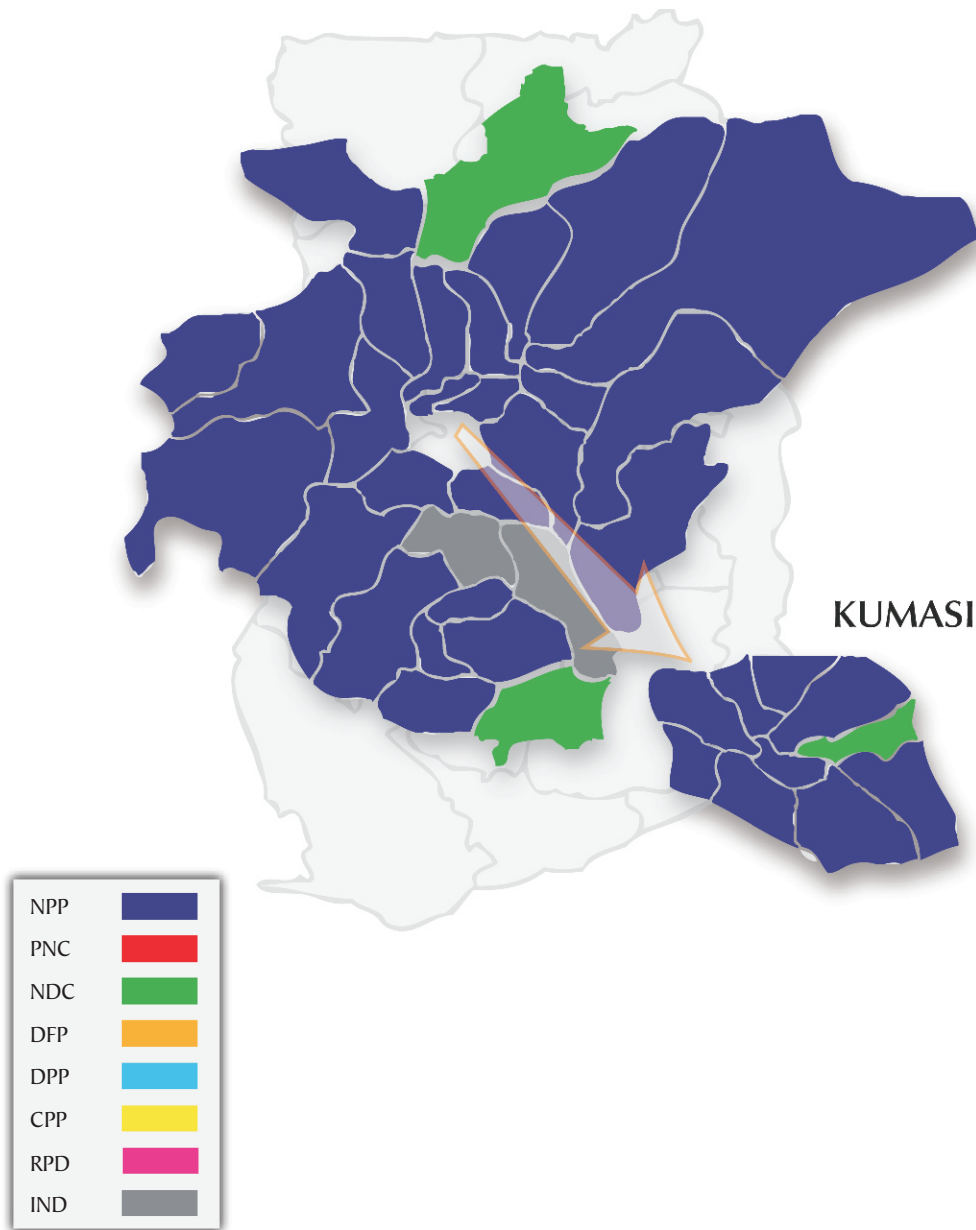
and the appropriate use of election terminologies in their reportage, pressmen continued to refer to re-collation as recounts and isolated cases of irregularities as fraud without cognizance to the spread and consistency.

In conclusion, the press undoubtedly came up as one of the Commission's indispensable stakeholders in elections. The resolution of the media to help the Commission in its dissemination of information was not in dispute. Media people were deployed by various media Houses to observe the polls and in some instances their live reports prompted monitors and election officials to act promptly to prevent wrongdoing on the part of some errant temporary staff.

The press may have their faults but their partnership with the Commission still remains desirable. It is hoped that regular dialogue and interaction would eventually lead to improvements in both coverage and reportage on election to the mutual benefit of the Commission and the nation.

PARLIAMENTARY
RESULTS

ASHANTI REGION



Electoral Commission of Ghana

Detailed Parliamentary Election Results

Date of Election:- Sunday, 7th December 2008

Region		ASHANTI					
Constituency	ADANSI ASOKWA					Registered Voters: 34,100	
Name	Party	Sex	Age	Votes	Pcnt	Elected	
KOBINA TAHIR HAMMON	NPP	M	48	13,659	55.70%	<input checked="" type="checkbox"/>	
ALHAJI ABDUL-LATEEF MADJOUR	NDC	M	58	9,219	37.59%	<input type="checkbox"/>	
AMOAKO ANAAFI	DFP	M	45	1,332	5.43%	<input type="checkbox"/>	
OWUSU-BOAMAH FRANCIS	CPP	M	47	314	1.28%	<input type="checkbox"/>	
Valid Votes 24,524		Rejected Votes 452		Total Votes Cast 24,976		Turn-Out: 73.24%	
Constituency	AFIGYA-SEKYERE EAST					Registered Voters: 57,040	
Name	Party	Sex	Age	Votes	Pcnt	Elected	
HENNRIC DAVID YEBOAH	NPP	M	51	33,080	76.04%	<input checked="" type="checkbox"/>	
OSMAN ISSHAK	PNC	M	43	257	0.59%	<input type="checkbox"/>	
EDWARD AYARKWAH	NDC	M	61	9,401	21.61%	<input type="checkbox"/>	
AMIDU ALHAJI ADAM	DPP	M	35	127	0.29%	<input type="checkbox"/>	
OBENG NYANTAKYI CLEMENT	CPP	M	28	640	1.47%	<input type="checkbox"/>	
Valid Votes 43,505		Rejected Votes 334		Total Votes Cast 43,839		Turn-Out: 76.86%	
Constituency	AFIGYA-SEKYERE WEST					Registered Voters: 24,371	
Name	Party	Sex	Age	Votes	Pcnt	Elected	
ALBERT KAN DAPAAH	NPP	M	55	13,824	73.74%	<input checked="" type="checkbox"/>	
JOYCE ODURO	PNC	F	24	240	1.28%	<input type="checkbox"/>	
JOSEPH BAAH	NDC	M	61	4,325	23.07%	<input type="checkbox"/>	
JAMES GYIMAH DABO	CPP	M	59	358	1.91%	<input type="checkbox"/>	
Valid Votes 18,747		Rejected Votes 314		Total Votes Cast 19,061		Turn-Out: 78.21%	
Constituency	AKROFROM					Registered Voters: 20,135	
Name	Party	Sex	Age	Votes	Pcnt	Elected	
KWABENA APPIAH PINKRAH	NPP	M	61	8,976	61.45%	<input checked="" type="checkbox"/>	
OPOKU AMPOFO MANU	NDC	M	50	4,730	32.38%	<input type="checkbox"/>	
ANTHONY KWAKYE AMEYAW	CPP	M	42	719	4.92%	<input type="checkbox"/>	
BONIFACE NICKSON	IND	M	42	181	1.24%	<input type="checkbox"/>	
Valid Votes 14,606		Rejected Votes 218		Total Votes Cast 14,824		Turn-Out: 73.62%	

Electoral Commission of Ghana

Detailed Parliamentary Election Results

Date of Election:- Sunday, 7th December 2008

Region		ASHANTI					
Constituency	AHAFO ANO NORTH					Registered Voters: 40,949	
Name	Party	Sex	Age	Votes	Pct	Elected	
RICHARD AKUOKO ADIYIAH	NPP	M	53	16,080	51.55%	<input checked="" type="checkbox"/>	
ATTAH SAMPSON	PNC	M	32	342	1.10%	<input type="checkbox"/>	
D.K ADDAI-AMANKWAH	NDC	M	43	14,665	47.01%	<input type="checkbox"/>	
JOSEPH AKPABLI	CPP	M	43	109	0.35%	<input type="checkbox"/>	
Valid Votes 31,196		Rejected Votes 380		Total Votes Cast 31,576		Turn-Out: 77.11%	
Constituency	AHAFO ANO SOUTH					Registered Voters: 50,840	
Name	Party	Sex	Age	Votes	Pct	Elected	
STEPHEN KWAKU B. MANU	NPP	M	50	21,585	56.90%	<input checked="" type="checkbox"/>	
NYAMESEM WILSON	PNC	M	49	347	0.91%	<input type="checkbox"/>	
THOMAS KWAKWAH	NDC	M	48	15,008	39.56%	<input type="checkbox"/>	
ACHEAMPONG J. MARTIN	CPP	M	48	327	0.86%	<input type="checkbox"/>	
YAW AGYEMANG	IND	M	32	236	0.62%	<input type="checkbox"/>	
ANDREW KWASI ADJAPONG	IND	M	40	433	1.14%	<input type="checkbox"/>	
Valid Votes 37,936		Rejected Votes 607		Total Votes Cast 38,543		Turn-Out: 75.81%	
Constituency	AMANSIE-WEST					Registered Voters: 65,173	
Name	Party	Sex	Age	Votes	Pct	Elected	
GRACE ADDO	NPP	F	48	35,274	73.10%	<input checked="" type="checkbox"/>	
MARY AGYEIWAA	PNC	F	54	378	0.78%	<input type="checkbox"/>	
KWAKU ANINKORA-SIE	NDC	M	54	6,787	14.06%	<input type="checkbox"/>	
STEPHEN COBBINA BOUR KARIKARI	IND	M	53	5,818	12.06%	<input type="checkbox"/>	
Valid Votes 48,257		Rejected Votes 908		Total Votes Cast 49,165		Turn-Out: 75.44%	
Constituency	ATWIMA-KWANWOMA					Registered Voters: 51,995	
Name	Party	Sex	Age	Votes	Pct	Elected	
DR. KOJO APPIAH-KUBI	NPP	M	52	32,367	81.61%	<input checked="" type="checkbox"/>	
NANA KWADWO APPIAH	NDC	M	36	5,922	14.93%	<input type="checkbox"/>	
ACQUAH EVANS FORDJOUR	RPD	M	36	1,371	3.46%	<input type="checkbox"/>	
Valid Votes 39,660		Rejected Votes 630		Total Votes Cast 40,290		Turn-Out: 77.49%	

Electoral Commission of Ghana

Detailed Parliamentary Election Results

Date of Election:- Sunday, 7th December 2008

Region ASHANTI

Constituency	ATWIMA MPONUA				Registered Voters: 59,112		
Name	Party	Sex	Age	Votes	Pcnt	Elected	
ISAAC KWAME ASIAMAH	NPP	M	32	25,350	56.40%	<input checked="" type="checkbox"/>	
AMOA SARPONG	PNC	M	29	306	0.68%	<input type="checkbox"/>	
ALI YEBOAH	NDC	M	38	14,390	32.01%	<input type="checkbox"/>	
KOFI TAKYI	DPP	M	53	188	0.42%	<input type="checkbox"/>	
APPIAHENE PETER	CPP	M	23	502	1.12%	<input type="checkbox"/>	
RAPHAEL BAFFOUR AWUAH	IND	M	46	4,212	9.37%	<input type="checkbox"/>	
Valid Votes 44,948				Rejected Votes 687	Total Votes Cast 45,635	Turn-Out: 77.20%	
Constituency	ATWIMA NWABIAGYA				Registered Voters: 99,101		
Name	Party	Sex	Age	Votes	Pcnt	Elected	
BENITO OWUSU-BIO	NPP	M	40	46,605	63.87%	<input checked="" type="checkbox"/>	
CHOGKUREH CHRISTOPHER	NDC	M	41	12,456	17.07%	<input type="checkbox"/>	
YAW FRIMPONG	IND	M	53	13,912	19.06%	<input type="checkbox"/>	
Valid Votes 72,973				Rejected Votes 661	Total Votes Cast 73,634	Turn-Out: 74.30%	
Constituency	ASANTE AKIM NORTH				Registered Voters: 74,926		
Name	Party	Sex	Age	Votes	Pcnt	Elected	
KWAME ANYIMADU ANTWI	NPP	M	46	36,809	67.65%	<input checked="" type="checkbox"/>	
ISAAC ATOBRA	PNC	M	39	219	0.40%	<input type="checkbox"/>	
THOMAS OSEI BONSU	NDC	M	56	9,804	18.02%	<input type="checkbox"/>	
KWABENA ANARFI	CPP	M	51	163	0.30%	<input type="checkbox"/>	
FRANCIS KYEI	RPD	M	36	232	0.43%	<input type="checkbox"/>	
ALEXANDER OSEI TUTU	IND	M	33	7,180	13.20%	<input type="checkbox"/>	
Valid Votes 54,407				Rejected Votes 733	Total Votes Cast 55,140	Turn-Out: 73.59%	
Constituency	ASANTE AKIM SOUTH				Registered Voters: 54,041		
Name	Party	Sex	Age	Votes	Pcnt	Elected	
MRS. GIFTY OHENE KONADU	NPP	F	53	23,838	61.53%	<input checked="" type="checkbox"/>	
DE-GRAFT FORKUO	NDC	M	47	13,843	35.73%	<input type="checkbox"/>	
QUAO EBENEZER	CPP	M	30	1,063	2.74%	<input type="checkbox"/>	
Valid Votes 38,744				Rejected Votes 535	Total Votes Cast 39,279	Turn-Out: 72.68%	

Electoral Commission of Ghana

Detailed Parliamentary Election Results

Date of Election:- Sunday, 7th December 2008

Region ASHANTI

Constituency ASAWASE		Registered Voters: 94,023					
Name	Party	Sex	Age	Votes	Pcnt	Elected	
DR. MOHAMMED ABDUL-KABIR	NPP	M	39	27,168	42.16%	<input type="checkbox"/>	
ELYASU MOHAMMED	PNC	M	50	371	0.58%	<input type="checkbox"/>	
ALHAJI MUNTAKA MOHAMMED MABARAK	NDC	M	37	36,557	56.73%	<input checked="" type="checkbox"/>	
MOHAMMED BASHIR TIJANI	DFP	M	33	86	0.13%	<input type="checkbox"/>	
ALHAJI BABA MUSAH	CPP	M	51	261	0.41%	<input type="checkbox"/>	
Valid Votes 64,443		Rejected Votes 500	Total Votes Cast 64,943		Turn-Out: 69.07%		

Constituency ASOKWA		Registered Voters: 79,931					
Name	Party	Sex	Age	Votes	Pcnt	Elected	
MAXWELL KOFI JUMAH	NPP	M	58	34,801	62.35%	<input checked="" type="checkbox"/>	
KWAKU BAAH BONSU	CPP	M	33	7,653	13.71%	<input type="checkbox"/>	
GYIMAH AKWANUASAH	IND	M	48	13,365	23.94%	<input type="checkbox"/>	
Valid Votes 55,819		Rejected Votes 788	Total Votes Cast 56,607		Turn-Out: 70.82%		

Constituency BANTAMA		Registered Voters: 69,215					
Name	Party	Sex	Age	Votes	Pcnt	Elected	
CECILIA ABENA DAPAAH	NPP	F	53	36,708	75.72%	<input checked="" type="checkbox"/>	
NANA OSEI AKOTO-KUFFOUR	NDC	M	69	7,007	14.45%	<input type="checkbox"/>	
OSEI-TUTU RICHARD	CPP	M	29	2,677	5.52%	<input type="checkbox"/>	
EUNICE OWUSU-ANSAH	RPD	F	23	443	0.91%	<input type="checkbox"/>	
STEPHEN KWAKU SAAHENE	IND	M	32	1,641	3.39%	<input type="checkbox"/>	
Valid Votes 48,476		Rejected Votes 300	Total Votes Cast 48,776		Turn-Out: 70.47%		

Constituency BEKWAI		Registered Voters: 57,380					
Name	Party	Sex	Age	Votes	Pcnt	Elected	
IGNATIUS KOFI POKU ADUSEI	NPP	M	45	8,560	18.92%	<input type="checkbox"/>	
BOATENG ERASMUS	PNC	M	50	79	0.17%	<input type="checkbox"/>	
NOAH ASANTE MANU	NDC	M	58	1,731	3.83%	<input type="checkbox"/>	
BEN ATTA-HAYFORD	CPP	M	28	171	0.38%	<input type="checkbox"/>	
JOSEPH OSEI-OWUSU	IND	M	46	34,700	76.70%	<input checked="" type="checkbox"/>	
Valid Votes 45,241		Rejected Votes 774	Total Votes Cast 46,015		Turn-Out: 80.19%		

Electoral Commission of Ghana

Detailed Parliamentary Election Results

Date of Election:- Sunday, 7th December 2008

Region	ASHANTI						
Constituency	BOSOME-FREHO						Registered Voters: 25,026
Name	Party	Sex	Age	Votes	Pcnt	Elected	
KWADWO KYEI FRIMPONG	NPP	M	62	8,064	41.43%	<input type="checkbox"/>	
ASIEDU ANTHONY KENNEDY	NDC	M	46	2,189	11.25%	<input type="checkbox"/>	
SEBASTIAN SUNNOMA	DFP	M	53	69	0.35%	<input type="checkbox"/>	
NANA YAW OFORI-KURAGU	IND	M	44	9,140	46.96%	<input checked="" type="checkbox"/>	
Valid Votes 19,462		Rejected Votes 519		Total Votes Cast 19,981		Turn-Out: 79.84%	
Constituency	BOSOMTWE						Registered Voters: 48,222
Name	Party	Sex	Age	Votes	Pcnt	Elected	
HON. SIMON OSEI MENSAH	NPP	M	47	25,988	69.87%	<input checked="" type="checkbox"/>	
SULEIMAN MOHAMMED	PNC	M	35	543	1.46%	<input type="checkbox"/>	
DR. JOSEPH OTENG ADJEI	NDC	M	50	10,293	27.67%	<input type="checkbox"/>	
GILBERT ADLER ALHASSAN	CPP	M	28	370	0.99%	<input type="checkbox"/>	
Valid Votes 37,194		Rejected Votes 389		Total Votes Cast 37,583		Turn-Out: 77.94%	
Constituency	EFFIDUASI/ASOKORE						Registered Voters: 30,862
Name	Party	Sex	Age	Votes	Pcnt	Elected	
FRANK BOAKYE AGYEN	NPP	M	62	18,859	79.24%	<input checked="" type="checkbox"/>	
LOVIA BERKOH	PNC	F	42	316	1.33%	<input type="checkbox"/>	
KWADWO ADAE	NDC	M	59	4,456	18.72%	<input type="checkbox"/>	
GEORGE ASIAMAHAH	CPP	M	29	168	0.71%	<input type="checkbox"/>	
Valid Votes 23,799		Rejected Votes 344		Total Votes Cast 24,143		Turn-Out: 78.23%	
Constituency	EJURA-SEKYEDUMASE						Registered Voters: 54,500
Name	Party	Sex	Age	Votes	Pcnt	Elected	
DR. JOSUAH AYARKWA	NPP	M	48	17,312	44.83%	<input type="checkbox"/>	
PATRICK K KONADU	PNC	M		218	0.56%	<input type="checkbox"/>	
HON. ALHAJI ISSIFU PANGABU M.	NDC	M	48	20,038	51.89%	<input checked="" type="checkbox"/>	
K.K. NTI OLIVER	DFP	M	57	136	0.35%	<input type="checkbox"/>	
JOSEPH SANWOK LAMBON	CPP	M	29	376	0.97%	<input type="checkbox"/>	
YUSIF MOHAMMED KPAJAL	IND	M	38	538	1.39%	<input type="checkbox"/>	
Valid Votes 38,618		Rejected Votes 687		Total Votes Cast 39,305		Turn-Out: 72.12%	

Electoral Commission of Ghana

Detailed Parliamentary Election Results

Date of Election:- Sunday, 7th December 2008

Region ASHANTI

Constituency		Registered Voters: 90,796					
Name	Party	Sex	Age	Votes	Pcnt	Elected	
KWABENA OWUSU-ADUOMI	NPP	M	48	57,278	82.34%	<input checked="" type="checkbox"/>	
LUCY KAPAPOE	PNC	F	31	544	0.78%	<input type="checkbox"/>	
ANIMA WILSON	NDC	F	50	10,635	15.29%	<input type="checkbox"/>	
SARFO-ANSAH JAMES	CPP	M	31	1,102	1.58%	<input type="checkbox"/>	
Valid Votes 69,559		Rejected Votes 619		Total Votes Cast 70,178		Turn-Out: 77.29%	

Constituency		Registered Voters: 22,569					
Name	Party	Sex	Age	Votes	Pcnt	Elected	
HON. NANA ABU-BONSRA	NPP	M	51	11,787	70.79%	<input checked="" type="checkbox"/>	
SAMUEL PINKRAH	NDC	M	52	3,430	20.60%	<input type="checkbox"/>	
AUGUSTINE KOFI TIEKU	DPP	M	26	77	0.46%	<input type="checkbox"/>	
JAMES KOBINA SEOTAH	CPP	M	55	1,356	8.14%	<input type="checkbox"/>	
Valid Votes 16,650		Rejected Votes 184		Total Votes Cast 16,834		Turn-Out: 74.59%	

Constituency		Registered Voters: 37,846					
Name	Party	Sex	Age	Votes	Pcnt	Elected	
YAW BAAH	NPP	M	48	15,217	56.40%	<input checked="" type="checkbox"/>	
OHENE KWASI AGYEMANG	NDC	M	49	4,278	15.86%	<input type="checkbox"/>	
YAW OPOKU MENSAH	DFP	M	45	174	0.64%	<input type="checkbox"/>	
KOFI ADU POKU	CPP	M	42	191	0.71%	<input type="checkbox"/>	
DOMINIC OTENG	IND	M	35	7,120	26.39%	<input type="checkbox"/>	
Valid Votes 26,980		Rejected Votes 451		Total Votes Cast 27,431		Turn-Out: 72.48%	

Constituency		Registered Voters: 73,222					
Name	Party	Sex	Age	Votes	Pcnt	Elected	
KOFI FRIMPONG	NPP	M	57	41,454	76.04%	<input checked="" type="checkbox"/>	
BISMARCK ADU-ASERE	NDC	M	52	10,824	19.85%	<input type="checkbox"/>	
ZACHARIA AWUAH	DFP	M	48	555	1.02%	<input type="checkbox"/>	
ALICE DUAH BOATENG	CPP	F	62	1,684	3.09%	<input type="checkbox"/>	
Valid Votes 54,517		Rejected Votes 480		Total Votes Cast 54,997		Turn-Out: 75.11%	

Electoral Commission of Ghana

Detailed Parliamentary Election Results

Date of Election:- Sunday, 7th December 2008

Region ASHANTI

Constituency		Registered Voters: 46,253					
KWABRE WEST							
Name	Party	Sex	Age	Votes	Pct	Elected	
EMMANUEL ASAMOAH OWUSU ANSAH	NPP	M	69	27,460	81.93%	<input checked="" type="checkbox"/>	
JOSEPH BOACHE DANQUAH	PNC	M	53	3,329	9.93%	<input type="checkbox"/>	
PIUS OPOKU BOATENG	NDC	M	58			<input type="checkbox"/>	
OSEI KWADWO	RPD	M	44	729	2.18%	<input type="checkbox"/>	
AKUA DONKOR	IND	F	62	1,998	5.96%	<input type="checkbox"/>	
Valid Votes 33,516		Rejected Votes 479		Total Votes Cast 33,995		Turn-Out: 73.50%	

Constituency		Registered Voters: 75,508					
KWADASO							
Name	Party	Sex	Age	Votes	Pct	Elected	
DR. OWUSU AFRIYIE AKOTO	NPP	M	58	43,238	82.73%	<input checked="" type="checkbox"/>	
ADONGO AKWASI DAVID	PNC	M	32	221	0.42%	<input type="checkbox"/>	
JOSEPH YAMIN	NDC	M	31	7,974	15.26%	<input type="checkbox"/>	
DANIEL ESSIEN	CPP	M	34	696	1.33%	<input type="checkbox"/>	
JOSEPH BOATENG	RPD	M	38	132	0.25%	<input type="checkbox"/>	
Valid Votes 52,261		Rejected Votes 249		Total Votes Cast 52,510		Turn-Out: 69.54%	

Constituency		Registered Voters: 50,667					
MAMPONG							
Name	Party	Sex	Age	Votes	Pct	Elected	
FRANCIS ADDAI NIMOH	NPP	M	43	29,916	79.59%	<input checked="" type="checkbox"/>	
DANIEL APAU OHYEAMANG	NDC	M	56	7,444	19.80%	<input type="checkbox"/>	
JOE BEDIAKO MENSAH	CPP	M	57	229	0.61%	<input type="checkbox"/>	
Valid Votes 37,589		Rejected Votes 339		Total Votes Cast 37,928		Turn-Out: 74.86%	

Constituency		Registered Voters: 121,082					
MANHYIA							
Name	Party	Sex	Age	Votes	Pct	Elected	
DR. MATHEW OPOKU PREMPEH	NPP	M	40	65,978	77.17%	<input checked="" type="checkbox"/>	
SALIFU MUMUNI	PNC	M	52	512	0.60%	<input type="checkbox"/>	
CHARLES SAIFA BONSU	NDC	M	50	17,327	20.27%	<input type="checkbox"/>	
YAW NKUNIM	CPP	M	35	1,347	1.58%	<input type="checkbox"/>	
NANA FREMA BUSIA	IND	F	48	332	0.39%	<input type="checkbox"/>	
Valid Votes 85,496		Rejected Votes 461		Total Votes Cast 85,957		Turn-Out: 70.99%	

Electoral Commission of Ghana

Detailed Parliamentary Election Results

Date of Election:- Sunday, 7th December 2008

Region ASHANTI

Constituency		NEW EDUBIASE						Registered Voters:	36,930
Name	Party	Sex	Age	Votes	Pcnt	Elected			
KYEI BAFFOUR-DEGRAFT	NPP	M	43	11,848	43.79%	<input type="checkbox"/>			
MARIAM IDDRISU	PNC	F	27	246	0.91%	<input type="checkbox"/>			
ERNEST KOFI YAKAH	NDC	M	49	14,732	54.45%	<input checked="" type="checkbox"/>			
JOSHUA APPIAH	CPP	M	57	228	0.84%	<input type="checkbox"/>			
		Valid Votes	27,054	Rejected Votes	769	Total Votes Cast	27,823	Turn-Out:	75.34%

Constituency		NHYIAESO						Registered Voters:	67,540
Name	Party	Sex	Age	Votes	Pcnt	Elected			
DR. RICHARD WINFRED ANANE	NPP	M	54	36,067	75.87%	<input checked="" type="checkbox"/>			
JOSEPH BERNARD BOADU	NDC	M	53	9,426	19.83%	<input type="checkbox"/>			
KWAME APPIAH BOATENG	CPP	M	47	1,055	2.22%	<input type="checkbox"/>			
KWAKU BONSU	RPD	M	39	197	0.41%	<input type="checkbox"/>			
KWAME OWUSU	IND	M	55	790	1.66%	<input type="checkbox"/>			
		Valid Votes	47,535	Rejected Votes	250	Total Votes Cast	47,785	Turn-Out:	70.75%

Constituency		NSUTA/KWAMANG						Registered Voters:	34,349
Name	Party	Sex	Age	Votes	Pcnt	Elected			
KWAME OSEI PREMPEH	NPP	M	51	12,586	51.49%	<input checked="" type="checkbox"/>			
DONKOR FUSENI	NDC	M	31	2,505	10.25%	<input type="checkbox"/>			
SARPONG KUMANKAMAH	DFP	M	60	71	0.29%	<input type="checkbox"/>			
BOAHENE KOFI ASANTE	CPP	M	35	59	0.24%	<input type="checkbox"/>			
KWAME ASAFO ADJEI	IND	M	58	9,223	37.73%	<input type="checkbox"/>			
		Valid Votes	24,444	Rejected Votes	518	Total Votes Cast	24,962	Turn-Out:	72.67%

Constituency		OBUASI						Registered Voters:	104,850
Name	Party	Sex	Age	Votes	Pcnt	Elected			
EDWARD ENNIN	NPP	M	38	46,785	62.31%	<input checked="" type="checkbox"/>			
MOHAMMED ISSIFU	PNC	M	27	331	0.44%	<input type="checkbox"/>			
JOHN ALEXANDER ACKON	NDC	M	50	26,169	34.85%	<input type="checkbox"/>			
ELYASS ABDULSALAM	DFP	M	27	147	0.20%	<input type="checkbox"/>			
DAVID KENYAH	CPP	M	46	1,501	2.00%	<input type="checkbox"/>			
ALBERT JOSEPH ABABIO	RPD	M	23	152	0.20%	<input type="checkbox"/>			
		Valid Votes	75,085	Rejected Votes	807	Total Votes Cast	75,892	Turn-Out:	72.38%

Electoral Commission of Ghana

Detailed Parliamentary Election Results

Date of Election:- Sunday, 7th December 2008

Region	ASHANTI						
Constituency	ODOTOBRI						Registered Voters: 36,954
Name	Party	Sex	Age	Votes	Pcnt	Elected	
HON. EMMANUEL AKWASI GYAMFI	NPP	M	34	22,914	82.72%	<input checked="" type="checkbox"/>	
ISAAC MENSAH	PNC	M	51	230	0.83%	<input type="checkbox"/>	
KINGSLEY ANNING	NDC	M	32	3,146	11.36%	<input type="checkbox"/>	
OWUSU BLESSING	CPP	M	23	1,410	5.09%	<input type="checkbox"/>	
Valid Votes 27,700		Rejected Votes 664		Total Votes Cast 28,364		Turn-Out: 76.75%	
Constituency	OFFINSO-NORTH						Registered Voters: 39,154
Name	Party	Sex	Age	Votes	Pcnt	Elected	
A.C. NTIM	NPP	M	40	13,478	51.01%	<input checked="" type="checkbox"/>	
ABDUL NASIRU BINI	PNC	M	23	195	0.74%	<input type="checkbox"/>	
KOJO APPIAH-KUBI	NDC	M	33	10,464	39.60%	<input type="checkbox"/>	
KWAKU NKANSAH	CPP	M	37	118	0.45%	<input type="checkbox"/>	
ALEX KOFI YEBOAH	RPD	M	35	32	0.12%	<input type="checkbox"/>	
KOFI ASAMOAH BOATENG	IND	M	63	2,135	8.08%	<input type="checkbox"/>	
Valid Votes 26,422		Rejected Votes 495		Total Votes Cast 26,917		Turn-Out: 68.75%	
Constituency	OFFINSO-SOUTH						Registered Voters: 52,386
Name	Party	Sex	Age	Votes	Pcnt	Elected	
BEN ABDALLAH BANDA	NPP	M	37	24,898	65.44%	<input checked="" type="checkbox"/>	
BARBARA SERWAH ASAMOAH	NDC	F	34	12,898	33.90%	<input type="checkbox"/>	
AKWASI OWUSU-ANSAH	DFP	M	54	103	0.27%	<input type="checkbox"/>	
KWAKU OWUSU AFRIYIE	CPP	M	54	87	0.23%	<input type="checkbox"/>	
MICHAEL KOTEY	RPD	M	34	63	0.17%	<input type="checkbox"/>	
Valid Votes 38,049		Rejected Votes 443		Total Votes Cast 38,492		Turn-Out: 73.48%	
Constituency	OFORIKROM						Registered Voters: 99,753
Name	Party	Sex	Age	Votes	Pcnt	Elected	
ELIZABETH AGYEMANG	NPP	F	59	40,704	63.07%	<input checked="" type="checkbox"/>	
MUNIR ABDULLAH DAWOOD	PNC	M	62	1,120	1.74%	<input type="checkbox"/>	
TERLABI EBENEZER OKLETEY	NDC	M	45	21,572	33.43%	<input type="checkbox"/>	
AFFUL HAYFOR	CPP	M	35	1,142	1.77%	<input type="checkbox"/>	
Valid Votes 64,538		Rejected Votes 555		Total Votes Cast 65,093		Turn-Out: 65.25%	

Electoral Commission of Ghana

Detailed Parliamentary Election Results

Date of Election:- Sunday, 7th December 2008

Region ASHANTI

Constituency		Registered Voters: 66,676					
OLD TAFO							
Name	Party	Sex	Age	Votes	Pcnt	Elected	
DR. ANTHONY AKOTO OSEI	NPP	M	55	36,171	76.18%	<input checked="" type="checkbox"/>	
SWALLAH ALI	PNC	M	41	427	0.90%	<input type="checkbox"/>	
DOMINIC KWABENA ANOMAH	NDC	M	62	10,386	21.88%	<input type="checkbox"/>	
ISSAH ABDUL SALAM	CPP	M	28	375	0.79%	<input type="checkbox"/>	
MOHAMMED RABIU UMAR	RPD	M	24	119	0.25%	<input type="checkbox"/>	
Valid Votes 47,478		Rejected Votes 271		Total Votes Cast 47,749		Turn-Out: 71.61%	

Constituency		Registered Voters: 82,758					
SUAME							
Name	Party	Sex	Age	Votes	Pcnt	Elected	
HON. OSEI KYEI-MENSAH BONSU	NPP	M	51	45,235	78.31%	<input checked="" type="checkbox"/>	
DAVID OSEI MANU	NDC	M	45	9,742	16.86%	<input type="checkbox"/>	
AMEYAW ABOAGYE PETER	DPP	M	36	2,409	4.17%	<input type="checkbox"/>	
FREDERICK ANTWI-NSIAH	CPP	M	29	379	0.66%	<input type="checkbox"/>	
Valid Votes 57,765		Rejected Votes 395		Total Votes Cast 58,160		Turn-Out: 70.28%	

Constituency		Registered Voters: 87,451					
SUBIN							
Name	Party	Sex	Age	Votes	Pcnt	Elected	
ISAAC OSEI	NPP	M	57	45,058	73.63%	<input checked="" type="checkbox"/>	
HUSEINI AMINU ALI	PNC	M	58	641	1.05%	<input type="checkbox"/>	
TONY AGYEMANG NYAME	NDC	M	49	14,890	24.33%	<input type="checkbox"/>	
MARFO KWADWO DWOMOH	CPP	M	32	606	0.99%	<input type="checkbox"/>	
Valid Votes 61,195		Rejected Votes 245		Total Votes Cast 61,440		Turn-Out: 70.26%	

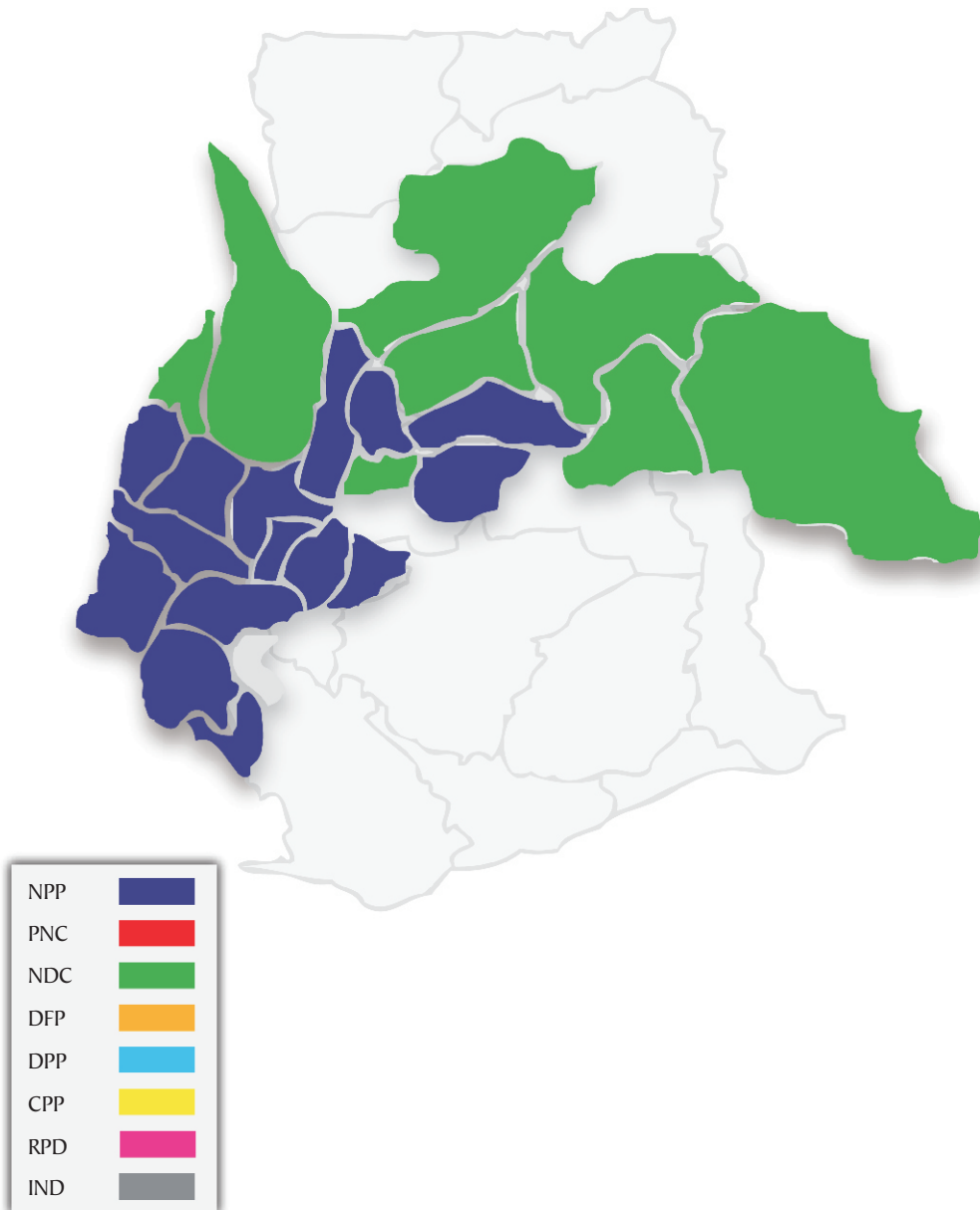
— |

| —

— |

| —

BRONG AHAFO REGION



Electoral Commission of Ghana

Detailed Parliamentary Election Results

Date of Election:- Sunday, 7th December 2008

Region		BRONG AHAFO					
Constituency	ASUNAFO NORTH						Registered Voters: 63,675
Name	Party	Sex	Age	Votes	Pcnt	Elected	
ROBERT SARFO-MENSAHSD	NPP	M	38	24,162	52.94%	<input checked="" type="checkbox"/>	
MOHAMMED KWAKU DOKU	NDC	M	47	21,069	46.16%	<input type="checkbox"/>	
STEPHEN KEABENA	DPP	M	36	139	0.30%	<input type="checkbox"/>	
SETH GEORGE MENSAH	CPP	M	68	272	0.60%	<input type="checkbox"/>	
		Valid Votes 45,642	Rejected Votes 685	Total Votes Cast 46,327	Turn-Out: 72.76%		
Constituency	ASUNAFO SOUTH						Registered Voters: 44,162
Name	Party	Sex	Age	Votes	Pcnt	Elected	
HON GEORGE BOAKYE	NPP	M	52	16,574	50.30%	<input checked="" type="checkbox"/>	
YUSIF KANANI	PNC	M	37	317	0.96%	<input type="checkbox"/>	
HON ERIC OPOKU	NDC	M	38	15,921	48.31%	<input type="checkbox"/>	
VINCENT ADU-GYAMFI	DFP	M	27	141	0.43%	<input type="checkbox"/>	
		Valid Votes 32,953	Rejected Votes 549	Total Votes Cast 33,502	Turn-Out: 75.86%		
Constituency	ASUTIFI SOUTH						Registered Voters: 27,970
Name	Party	Sex	Age	Votes	Pcnt	Elected	
YIADOM BOAKYE	NPP	M	31	10,970	49.79%	<input type="checkbox"/>	
ALHAJI COLLINS DAUDA	NDC	M	51	10,984	49.85%	<input checked="" type="checkbox"/>	
OKYERE GEORGE	DPP	M	40	78	0.35%	<input type="checkbox"/>	
		Valid Votes 22,032	Rejected Votes 245	Total Votes Cast 22,277	Turn-Out: 79.65%		
Constituency	ASUTIFI NORTH						Registered Voters: 26,766
Name	Party	Sex	Age	Votes	Pcnt	Elected	
PAUL OKOH	NPP	M	59	10,028	47.94%	<input checked="" type="checkbox"/>	
ERIC ADDAE	NDC	M	44	8,701	41.60%	<input type="checkbox"/>	
EMMANUEL OSEI KOFI	DFP	M	36	119	0.57%	<input type="checkbox"/>	
YAA DUROWAA	DPP	F	50	43	0.21%	<input type="checkbox"/>	
BADU AUGUSTINE	CPP	M	38	133	0.64%	<input type="checkbox"/>	
PATRICK KENNUS BOAKYE	IND	M	32	1,893	9.05%	<input type="checkbox"/>	
		Valid Votes 20,917	Rejected Votes 313	Total Votes Cast 21,230	Turn-Out: 79.32%		

Electoral Commission of Ghana

Detailed Parliamentary Election Results

Date of Election:- Sunday, 7th December 2008

Region BRONG AHAFO

Constituency		Registered Voters: <u>42,958</u>					
Name	Party	Sex	Age	Votes	Pct	Elected	
CASSIUS OSEI-POKU	NPP	M	44	10,348	37.56%	<input type="checkbox"/>	
OWUSU-MAINU EMMANUEL	NDC	M	59	13,743	49.88%	<input checked="" type="checkbox"/>	
KWAKU TUAH OSEI	IND	M	44	3,463	12.57%	<input type="checkbox"/>	
Valid Votes <u>27,554</u>		Rejected Votes <u>1071</u>	Total Votes Cast <u>28,625</u>	Turn-Out: <u>66.63%</u>			

Constituency		Registered Voters: <u>71,957</u>					
Name	Party	Sex	Age	Votes	Pct	Elected	
KWAKU AGYENIM-BOATENG	NPP	M	35	24,449	51.74%	<input checked="" type="checkbox"/>	
OPPONG STEPHEN	NDC	M	34	21,693	45.91%	<input type="checkbox"/>	
JUSTICE YAW ACHEAMPONG	DFP	M	37	356	0.75%	<input type="checkbox"/>	
ADAWUAH PRICE SAMUEL	CPP	M	52	755	1.60%	<input type="checkbox"/>	
Valid Votes <u>47,253</u>		Rejected Votes <u>369</u>	Total Votes Cast <u>47,622</u>	Turn-Out: <u>66.18%</u>			

Constituency		Registered Voters: <u>28,846</u>					
Name	Party	Sex	Age	Votes	Pct	Elected	
YAW NTOW ABABIO	NPP	M	49	11,363	59.22%	<input checked="" type="checkbox"/>	
ISAAC KOFI KYEREMEH	NDC	M	59	6,485	33.80%	<input type="checkbox"/>	
SAMUEL BADU	DFP	M	58	834	4.35%	<input type="checkbox"/>	
LOVEA AMPONSAH	DPP	F	51	30	0.16%	<input type="checkbox"/>	
ASANTE OPPONG ALEXANDER	CPP	M	30	476	2.48%	<input type="checkbox"/>	
Valid Votes <u>19,188</u>		Rejected Votes <u>335</u>	Total Votes Cast <u>19,523</u>	Turn-Out: <u>67.68%</u>			

Constituency		Registered Voters: <u>69,416</u>					
Name	Party	Sex	Age	Votes	Pct	Elected	
KWAKU AGYEMANG MANU	NPP	M	53	23,991	50.32%	<input checked="" type="checkbox"/>	
CHRISTOPHER AA-BANGME	PNC	M	49	238	0.50%	<input type="checkbox"/>	
VINCENT OPPONG ASAMOAH	NDC	M	42	23,038	48.32%	<input type="checkbox"/>	
YEBOAH KYEREMEH LAWRENCE	DFP	M	32	203	0.43%	<input type="checkbox"/>	
KWAE SOLOMON	DPP	M	25	60	0.13%	<input type="checkbox"/>	
ISAAC ANABAH	CPP	M	48	149	0.31%	<input type="checkbox"/>	
Valid Votes <u>47,679</u>		Rejected Votes <u>729</u>	Total Votes Cast <u>48,408</u>	Turn-Out: <u>69.74%</u>			

Electoral Commission of Ghana

Detailed Parliamentary Election Results

Date of Election:- Sunday, 7th December 2008

Region BRONG AHAFO

Constituency	JAMAN NORTH				Registered Voters: 39,067		
Name	Party	Sex	Age	Votes	Pcnt	Elected	
SIKA STEVENS	NPP	M	44	10,376	42.94%	<input type="checkbox"/>	
OTTENG ATTA DICKSON	PNC	M	55	252	1.04%	<input type="checkbox"/>	
ALEXANDER ASUM-AHENSAH	NDC	M	55	13,359	55.28%	<input checked="" type="checkbox"/>	
NYUAH ABRAHAM JUSTICE	CPP	M	28	179	0.74%	<input type="checkbox"/>	
Valid Votes 24,166				Rejected Votes 451	Total Votes Cast 24,617	Turn-Out: 63.01%	

Constituency	JAMAN SOUTH				Registered Voters: 48,005		
Name	Party	Sex	Age	Votes	Pcnt	Elected	
AFFUL YAW MAAMA	NPP	M	49	16,878	55.77%	<input checked="" type="checkbox"/>	
OFORI AIKINS	PNC	M	54	228	0.75%	<input type="checkbox"/>	
PETER KWABENA ANKOMAH	NDC	M	58	10,372	34.27%	<input type="checkbox"/>	
OTENG-AGYEMANG JACOB	CPP	M	34	134	0.44%	<input type="checkbox"/>	
KOJO BOAKYE DJAN	IND	M	65	2,654	8.77%	<input type="checkbox"/>	
Valid Votes 30,266				Rejected Votes 540	Total Votes Cast 30,806	Turn-Out: 64.17%	

Constituency	KINTAMPO NORTH				Registered Voters: 46,516		
Name	Party	Sex	Age	Votes	Pcnt	Elected	
AWUDULAI RAZAK	NPP	M	29	13,518	41.10%	<input type="checkbox"/>	
YELEBEPUORI A RASHID	PNC	M	31	218	0.66%	<input type="checkbox"/>	
STEPHEN KUNSU	NDC	M	59	17,965	54.63%	<input checked="" type="checkbox"/>	
JAYEM B FRANCIS	DFP	M	26	107	0.33%	<input type="checkbox"/>	
D D BOATENG	CPP	M	34	327	0.99%	<input type="checkbox"/>	
HUSEEIN ABASS	IND	M	26	752	2.29%	<input type="checkbox"/>	
JONAS OSEI BONSU	IND	M	33			<input type="checkbox"/>	
Valid Votes 32,887				Rejected Votes 808	Total Votes Cast 33,695	Turn-Out: 72.44%	

Constituency	KINTAMPO SOUTH				Registered Voters: 35,987		
Name	Party	Sex	Age	Votes	Pcnt	Elected	
YAW ADJEI-DUFFOUR	NPP	M	59	10,633	44.45%	<input type="checkbox"/>	
ATOMEH KORANTENG JOSEPH	PNC	M	49	279	1.17%	<input type="checkbox"/>	
YAW EFFAH-BAAFI	NDC	M	53	13,009	54.38%	<input checked="" type="checkbox"/>	
Valid Votes 23,921				Rejected Votes 501	Total Votes Cast 24,422	Turn-Out: 67.86%	

Electoral Commission of Ghana

Detailed Parliamentary Election Results

Date of Election:- Sunday, 7th December 2008

Region BRONG AHAFO

Constituency	NKORANZA NORTH				Registered Voters: 28,301		
Name	Party	Sex	Age	Votes	Pct	Elected	
DEREK ODURO (MAJOR) (RTD)	NPP	M	50	9,301	51.78%	<input checked="" type="checkbox"/>	
KWDWO AGYEI-DWOMOR	NDC	M	32	8,176	45.52%	<input type="checkbox"/>	
OSEI BONSU JNR	DPP	M	57	67	0.37%	<input type="checkbox"/>	
AMEYAW YAHAYA	CPP	M	54	418	2.33%	<input type="checkbox"/>	
Valid Votes 17,962				Rejected Votes 361	Total Votes Cast 18,323	Turn-Out: 64.74%	
Constituency	NKORANZA SOUTH				Registered Voters: 46,428		
Name	Party	Sex	Age	Votes	Pct	Elected	
KWAME AMPOFO TWUMASI	NPP	M	54	17,531	51.92%	<input checked="" type="checkbox"/>	
EMMANUEL KWADWO AGYEKUM	NDC	M	34	15,945	47.22%	<input type="checkbox"/>	
YAW ADJEI DONYINA	DPP	M	38	90	0.27%	<input type="checkbox"/>	
KWESI APPIAH BEKOE	CPP	M	47	200	0.59%	<input type="checkbox"/>	
Valid Votes 33,766				Rejected Votes 571	Total Votes Cast 34,337	Turn-Out: 73.96%	
Constituency	PRU				Registered Voters: 56,404		
Name	Party	Sex	Age	Votes	Pct	Elected	
ALHAJI GARIBA IDDRISU	NPP	M	40	8,994	28.95%	<input type="checkbox"/>	
MASOUD BABA ABDUL-RAHMAN	NDC	M	56	13,090	42.14%	<input checked="" type="checkbox"/>	
BIJABI JOSES	DFP	M	28	254	0.82%	<input type="checkbox"/>	
PONADA DONKOR GEORGE EVANS	DPP	M	26	319	1.03%	<input type="checkbox"/>	
EBENEZER AGBEN	CPP	M	32	141	0.45%	<input type="checkbox"/>	
AMOA H KING DAVID	IND	M	56	8,265	26.61%	<input type="checkbox"/>	
Valid Votes 31,063				Rejected Votes 1,148	Total Votes Cast 32,211	Turn-Out: 57.11%	
Constituency	SENE				Registered Voters: 43,485		
Name	Party	Sex	Age	Votes	Pct	Elected	
MOHAMMED BELINYI ABDULAI	NPP	M	36	10,568	40.77%	<input type="checkbox"/>	
SUMANI BAPIO ISSAHAKU	PNC	M	31	346	1.33%	<input type="checkbox"/>	
FELIX TWUMASI-APPIAH	NDC	M	40	14,166	54.64%	<input checked="" type="checkbox"/>	
OPOKU SENKYIRE GABRIEL	DPP	M	40	334	1.29%	<input type="checkbox"/>	
EMMANUEL OSEI RAMSON	CPP	M	51	510	1.97%	<input type="checkbox"/>	
Valid Votes 25,924				Rejected Votes 889	Total Votes Cast 26,813	Turn-Out: 61.66%	

Electoral Commission of Ghana

Detailed Parliamentary Election Results

Date of Election:- Sunday, 7th December 2008

Region		BRONG AHAFO						
Constituency	SUNYANI EAST					Registered Voters:	79,656	
Name	Party	Sex	Age	Votes	Pct	Elected		
KWASI AMEYAW-CHEREMEH	NPP	M	42	33,765	62.71%	<input checked="" type="checkbox"/>		
ALANYINA SAMPANA SAMPSON	PNC	M	34	673	1.25%	<input type="checkbox"/>		
JUSTICE SAMUEL ADJEI	NDC	M	41	18,830	34.97%	<input type="checkbox"/>		
PETER KWAW ALIBAH	DFP	M	46	154	0.29%	<input type="checkbox"/>		
KWAKYE KOFI	CPP	M	43	422	0.78%	<input type="checkbox"/>		
Valid Votes		53,844	Rejected Votes	44	Total Votes Cast	53,888	Turn-Out:	67.65%
Constituency	SUNYANI WEST					Registered Voters:	55,206	
Name	Party	Sex	Age	Votes	Pct	Elected		
IGNATIUS BAFFOUR AWUAH	NPP	M	42	24,048	61.91%	<input checked="" type="checkbox"/>		
ELIZABETH TAKYIWAA	PNC	F	22	189	0.49%	<input type="checkbox"/>		
KWADWO NYAMEKYE MARFO	NDC	M	53	14,233	36.64%	<input type="checkbox"/>		
BEN AMOAH AMPONSAH	DFP	M	54	72	0.19%	<input type="checkbox"/>		
ANSU YEBOAH COLLINS	DPP	M	25	49	0.13%	<input type="checkbox"/>		
FREDERICK KWADWO ANTEPIM	CPP	M	41	250	0.64%	<input type="checkbox"/>		
Valid Votes		38,841	Rejected Votes	378	Total Votes Cast	39,219	Turn-Out:	71.04%
Constituency	TAIN					Registered Voters:	53,880	
Name	Party	Sex	Age	Votes	Pct	Elected		
JOE DANQUAH L	NPP	M	36	12,048	38.57%	<input type="checkbox"/>		
AHMED IBRAHIM	NDC	M	34	14,965	47.91%	<input checked="" type="checkbox"/>		
USMAN FAKIH SUALLAH	DPP	M	26	163	0.52%	<input type="checkbox"/>		
JOHN KWAME DUKU	CPP	M	38	135	0.43%	<input type="checkbox"/>		
OBOUR RICHARD	IND	M	48	3,927	12.57%	<input type="checkbox"/>		
Valid Votes		31,238	Rejected Votes	598	Total Votes Cast	31,836	Turn-Out:	59.09%
Constituency	TANO NORTH					Registered Voters:	40,072	
Name	Party	Sex	Age	Votes	Pct	Elected		
ERNEST AKOBOUR DEBRAH	NPP	M	61	17,043	58.80%	<input checked="" type="checkbox"/>		
GEORGE OWUSU YEBOAH	PNC	M	32	214	0.74%	<input type="checkbox"/>		
OPOKU ATUAHENE	NDC	M	50	11,120	38.36%	<input type="checkbox"/>		
ARKOH ERNEST	DFP	M	27	144	0.50%	<input type="checkbox"/>		
AMANFO ANTWI	DPP	M	62	101	0.35%	<input type="checkbox"/>		
ALHASSAN KABORE	CPP	M	51	363	1.25%	<input type="checkbox"/>		
Valid Votes		28,985	Rejected Votes	333	Total Votes Cast	29,318	Turn-Out:	73.16%

Electoral Commission of Ghana

Detailed Parliamentary Election Results

Date of Election:- Sunday, 7th December 2008

Region BRONG AHAFO

Constituency		Registered Voters: 41,525					
Name	Party	Sex	Age	Votes	Pcnt	Elected	
ANDREWS ADJEI-YEBOAH	NPP	M	52	15,242	52.88%	<input checked="" type="checkbox"/>	
BOATENG FREDERICK	PNC	M	27	287	1.00%	<input type="checkbox"/>	
KWADWO OWUSU AGYEMANG	NDC	M	53	12,536	43.49%	<input type="checkbox"/>	
JOSEPHINE ATAA OPPONG	CPP	F	48	757	2.63%	<input type="checkbox"/>	
Valid Votes 28,822		Rejected Votes 541	Total Votes Cast 29,363		Turn-Out: 70.71%		

Constituency		Registered Voters: 36,285					
Name	Party	Sex	Age	Votes	Pcnt	Elected	
CHRISTOPHER AMEYAW AKUMFI	NPP	M	63	14,307	53.42%	<input checked="" type="checkbox"/>	
ALEX KYEREMEH	NDC	M	46	12,168	45.43%	<input type="checkbox"/>	
OWUSU-PREKOH ISSAC	DFP	M	41	85	0.32%	<input type="checkbox"/>	
AGARTHA AMPOMA	CPP	F	31	223	0.83%	<input type="checkbox"/>	
Valid Votes 26,783		Rejected Votes 687	Total Votes Cast 27,470		Turn-Out: 75.71%		

Constituency		Registered Voters: 85,730					
Name	Party	Sex	Age	Votes	Pcnt	Elected	
PRINCE YAW DONYINA	NPP	M	41	26,829	47.50%	<input type="checkbox"/>	
AMOAH DAVID DUMAH	PNC	M	34	633	1.12%	<input type="checkbox"/>	
ADDAI SIMONS	NDC	M	54	28,586	50.61%	<input checked="" type="checkbox"/>	
LALE DAVID DEN	DFP	M	43	165	0.29%	<input type="checkbox"/>	
DANIEL MENSAH	CPP	M	41	265	0.47%	<input type="checkbox"/>	
Valid Votes 56,478		Rejected Votes 606	Total Votes Cast 57,084		Turn-Out: 66.59%		

Constituency		Registered Voters: 51,858					
Name	Party	Sex	Age	Votes	Pcnt	Elected	
PROF. GEORGE YAW GYAN-BAFFOUR	NPP	M	57	18,516	56.84%	<input checked="" type="checkbox"/>	
YAW OSEI AGYEI	NDC	M	43	13,495	41.43%	<input type="checkbox"/>	
AKOTIA KWAKU THOMPSON	DFP	M	63	284	0.87%	<input type="checkbox"/>	
ABDUL-LATIF OMARU ABDULLAH	CPP	M	37	278	0.85%	<input type="checkbox"/>	
Valid Votes 32,573		Rejected Votes 656	Total Votes Cast 33,229		Turn-Out: 64.08%		

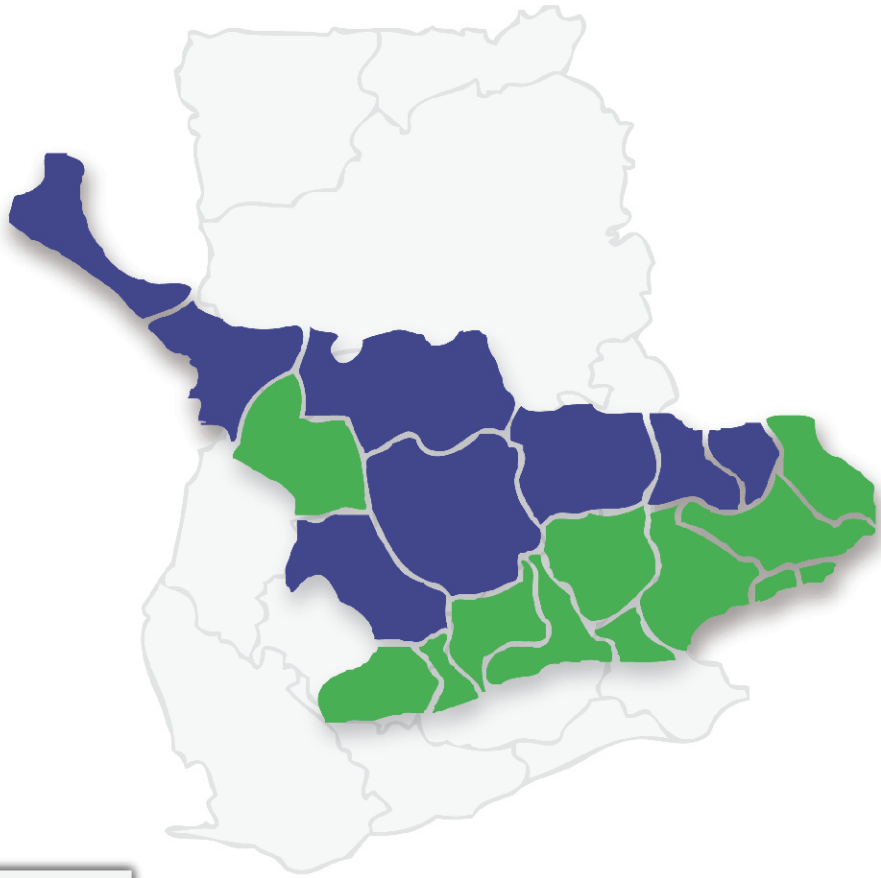
— |

| —

— |

| —

CENTRAL REGION



NPP	Dark Blue
PNC	Red
NDC	Green
DFP	Orange
DPP	Light Blue
CPP	Yellow
RPD	Pink
IND	Grey

Electoral Commission of Ghana

Detailed Parliamentary Election Results

Date of Election:- Sunday, 7th December 2008

Region	CENTRAL						
Constituency	ABURA/A/KWAMANKESE				Registered Voters: 52,654		
Name	Party	Sex	Age	Votes	Pct	Elected	
MAXWELL KNOXWELL BAIDOO	NPP	M	58	13,221	37.47%	<input type="checkbox"/>	
ANTHONY CHRISTIAN DADZIE	NDC	M	46	19,775	56.04%	<input checked="" type="checkbox"/>	
KWAME EDU OFORI	DFP	M	26	241	0.68%	<input type="checkbox"/>	
FRANCIS EDUAKOH	CPP	M	26	2,050	5.81%	<input type="checkbox"/>	
Valid Votes	35,287	Rejected Votes	929	Total Votes Cast	36,216	Turn-Out: 68.78%	
Constituency	AGONA EAST				Registered Voters: 43,365		
Name	Party	Sex	Age	Votes	Pct	Elected	
JOHN AGYABENG	NPP	M	43	15,125	49.62%	<input checked="" type="checkbox"/>	
THEOPHILUS F. MARANGA	NDC	M	50	15,091	49.51%	<input type="checkbox"/>	
MAGNUS IDAN	DFP	M	48	266	0.87%	<input type="checkbox"/>	
Valid Votes	30,482	Rejected Votes	636	Total Votes Cast	31,118	Turn-Out: 71.76%	
Constituency	AGONA WEST				Registered Voters: 65,408		
Name	Party	Sex	Age	Votes	Pct	Elected	
SAMUEL KWEKU OBODAI	NPP	M	48	18,951	41.99%	<input checked="" type="checkbox"/>	
IBRAHIM ZUBAIRU	NDC	M	32	12,613	27.95%	<input type="checkbox"/>	
JAMES WILSON	DFP	M	33	171	0.38%	<input type="checkbox"/>	
SUSANNA KEELSON-AIKINS	DPP	F	36	170	0.38%	<input type="checkbox"/>	
KOJO ANAN	CPP	M	58	702	1.56%	<input type="checkbox"/>	
SAMUEL OPPONG	IND	M	60	12,526	27.75%	<input type="checkbox"/>	
Valid Votes	45,133	Rejected Votes	856	Total Votes Cast	45,989	Turn-Out: 70.31%	
Constituency	AJUMAKO/ENYAN/ESIAM				Registered Voters: 51,759		
Name	Party	Sex	Age	Votes	Pct	Elected	
WILLIAM KOW ARTHUR-BAIDEN	NPP	M	58	15,668	43.53%	<input type="checkbox"/>	
CASSIEL ATO FORSON	NDC	M	30	18,593	51.66%	<input checked="" type="checkbox"/>	
EVANS ADDO-NKUM	DFP	M	43	213	0.59%	<input type="checkbox"/>	
MENSAH REXFORD	CPP	M	29	479	1.33%	<input type="checkbox"/>	
ALEX ARTHUR	IND	M	55	1,040	2.89%	<input type="checkbox"/>	
Valid Votes	35,993	Rejected Votes	862	Total Votes Cast	36,855	Turn-Out: 71.21%	

Electoral Commission of Ghana

Detailed Parliamentary Election Results

Date of Election:- Sunday, 7th December 2008

Region CENTRAL

Constituency		ASIKUMA/ODOBEN/BRAKWA				Registered Voters:		52,915
Name	Party	Sex	Age	Votes	Pcnt	Elected		
PAUL COLLINS APPIAH OFORI	NPP	M	65	18,095	48.89%	<input checked="" type="checkbox"/>		
GEORGINA NKUMAH ABOAH (MRS)	NDC	F	49	17,724	47.88%	<input type="checkbox"/>		
ANTHONY ROBERT FREMPONG	DFP	M	51	476	1.29%	<input type="checkbox"/>		
COMFORT WILLSON AGGREY (MRS)	CPP	F	53	720	1.95%	<input type="checkbox"/>		
Valid Votes		37,015	Rejected Votes	977	Total Votes Cast	37,992	Turn-Out:	71.80%
Constituency		ASSIN NORTH				Registered Voters:		64,868
Name	Party	Sex	Age	Votes	Pcnt	Elected		
KEN OHENE AGYAPONG	NPP	M	48	24,181	55.05%	<input checked="" type="checkbox"/>		
ALEX D. ANTWI BOASIAKO	NDC	M	49	18,834	42.87%	<input type="checkbox"/>		
JOHN DACOSTA BOTCHEY	DFP	M	44	336	0.76%	<input type="checkbox"/>		
ROLAND TAKYI	CPP	M	41	577	1.31%	<input type="checkbox"/>		
Valid Votes		43,928	Rejected Votes	1,025	Total Votes Cast	44,953	Turn-Out:	69.30%
Constituency		ASSIN SOUTH				Registered Voters:		44,717
Name	Party	Sex	Age	Votes	Pcnt	Elected		
DOMINIC KWAKU FOBIH (PROF)	NPP	M	66	16,963	53.27%	<input checked="" type="checkbox"/>		
SABINA APPIAH-KUBI	NDC	F	50	14,335	45.02%	<input type="checkbox"/>		
KENNETH GYASI	DFP	M	23	142	0.45%	<input type="checkbox"/>		
KWADWO ADUAMOAH	CPP	M	39	403	1.27%	<input type="checkbox"/>		
Valid Votes		31,843	Rejected Votes	516	Total Votes Cast	32,359	Turn-Out:	72.36%
Constituency		AWUTU-SENYA				Registered Voters:		97,870
Name	Party	Sex	Age	Votes	Pcnt	Elected		
OPPEY ABBEY	NPP	M	63	23,329	45.10%	<input type="checkbox"/>		
DAVID NANA LARBIE	NDC	M	57	25,666	49.61%	<input checked="" type="checkbox"/>		
REV. KOFI AKOTUA-OBENG	DFP	M	46	689	1.33%	<input type="checkbox"/>		
RICHARD PAA-TAWIA	CPP	M	39	985	1.90%	<input type="checkbox"/>		
HAROON TETTEH MENSAH	IND	M	49	1,062	2.05%	<input type="checkbox"/>		
Valid Votes		51,731	Rejected Votes	983	Total Votes Cast	52,714	Turn-Out:	53.86%

Electoral Commission of Ghana

Detailed Parliamentary Election Results

Date of Election:- Sunday, 7th December 2008

Region CENTRAL

Constituency		Registered Voters: <u>103.727</u>					
CAPE COAST							
Name	Party	Sex	Age	Votes	Pcnt	Elected	
KWAMENA OLLENNU AMPONSAH-DADZIE	NPP	M	54	31,426	43.95%	<input type="checkbox"/>	
EBO BARTON - ODRO	NDC	M	56	38,694	54.12%	<input checked="" type="checkbox"/>	
JOEL ESHUN	DFP	M	24	219	0.31%	<input type="checkbox"/>	
EMMANUEL KWEKU SAGOE	CPP	M	62	947	1.32%	<input type="checkbox"/>	
ATO AIDOO NYANOR	IND	M	39	217	0.30%	<input type="checkbox"/>	
Valid Votes <u>71.503</u>		Rejected Votes <u>550</u>	Total Votes Cast <u>72.053</u>	Turn-Out: <u>69.46%</u>			

Constituency		Registered Voters: <u>38.737</u>					
EFFUTU							
Name	Party	Sex	Age	Votes	Pcnt	Elected	
SAMUEL OWUSU - AGYEI	NPP	M	67	12,174	43.39%	<input type="checkbox"/>	
MIKE ALLEN HAMMAH	NDC	M	53	15,297	54.53%	<input checked="" type="checkbox"/>	
HENRY KWEKU BORTSIE	CPP	M	28	584	2.08%	<input type="checkbox"/>	
Valid Votes <u>28.055</u>		Rejected Votes <u>388</u>	Total Votes Cast <u>28.443</u>	Turn-Out: <u>73.43%</u>			

Constituency		Registered Voters: <u>55.536</u>					
GOMOA EAST							
Name	Party	Sex	Age	Votes	Pcnt	Elected	
RICHMOND SAM QUARM	NPP	M	44	13,300	37.77%	<input type="checkbox"/>	
EKOW PANYIN OKYERE EDUAMOAH	NDC	M	36	18,908	53.70%	<input checked="" type="checkbox"/>	
KOFI 'OTU'	DFP	M	56	266	0.76%	<input type="checkbox"/>	
RICHMOND K. ANWUMANYI GRANT	CPP	M	34	2,738	7.78%	<input type="checkbox"/>	
Valid Votes <u>35.212</u>		Rejected Votes <u>693</u>	Total Votes Cast <u>35.905</u>	Turn-Out: <u>64.65%</u>			

Constituency		Registered Voters: <u>54.146</u>					
GOMOA WEST							
Name	Party	Sex	Age	Votes	Pcnt	Elected	
JOE KINGSLEY HACKMAN	NPP	M	52	12,511	37.15%	<input type="checkbox"/>	
FRANCIS KOJO ARTHUR	NDC	M	53	15,985	47.47%	<input checked="" type="checkbox"/>	
ANSAH KOFI MBROH	DFP	M	26	332	0.99%	<input type="checkbox"/>	
AUGUSTUS KWASI ESSIAM	CPP	M	54	860	2.55%	<input type="checkbox"/>	
EDWIN ABAKAH WILLIAMS	IND	M	51	3,989	11.84%	<input type="checkbox"/>	
Valid Votes <u>33.677</u>		Rejected Votes <u>1108</u>	Total Votes Cast <u>34.785</u>	Turn-Out: <u>64.24%</u>			

Electoral Commission of Ghana

Detailed Parliamentary Election Results

Date of Election:- Sunday, 7th December 2008

Region CENTRAL

Constituency		HEMANG LOWER DENKYIRA			Registered Voters: 26,799		
Name	Party	Sex	Age	Votes	Pcnt	Elected	
BENJAMIN BIMPONG DONKOR	NPP	M	47	7,067	35.29%	<input checked="" type="checkbox"/>	
GODFRED APPIAH	PNC	M	54	235	1.17%	<input type="checkbox"/>	
FOSTER JOSEPH ANDOH	NDC	M	47	5,699	28.46%	<input type="checkbox"/>	
OSEI HYEAMAN	CPP	M	34	432	2.16%	<input type="checkbox"/>	
BRIGHT WIREKO - BROBBY	IND	M	36	6,591	32.92%	<input type="checkbox"/>	
Valid Votes 20,024		Rejected Votes 520	Total Votes Cast 20,544	Turn-Out: 76.66%			

Constituency		KEEA			Registered Voters: 66,847		
Name	Party	Sex	Age	Votes	Pcnt	Elected	
STEPHEN NANA ATO ARTHUR	NPP	M	46	19,288	41.41%	<input type="checkbox"/>	
DR. JOSEPH SAMUEL ANNAN	NDC	M	54	22,746	48.83%	<input checked="" type="checkbox"/>	
JOACHIM BRUKU ESHUN	CPP	M	41	4,545	9.76%	<input type="checkbox"/>	
Valid Votes 46,579		Rejected Votes 864	Total Votes Cast 47,443	Turn-Out: 70.97%			

Constituency		MFANTSEMAN EAST			Registered Voters: 25,536		
Name	Party	Sex	Age	Votes	Pcnt	Elected	
KWAMINA AMOASI ANDOH	NPP	M	55	7,217	40.33%	<input type="checkbox"/>	
GEORGE KUNTU-BLANKSON	NDC	M	51	8,591	48.01%	<input checked="" type="checkbox"/>	
ALBERT ALEX AMOAH	CPP	M	61	352	1.97%	<input type="checkbox"/>	
EKOW ESIRIFIE-BUCKMAN	IND	M	52	1,733	9.69%	<input type="checkbox"/>	
Valid Votes 17,893		Rejected Votes 670	Total Votes Cast 18,563	Turn-Out: 72.69%			

Constituency		MFANTSEMAN WEST			Registered Voters: 70,095		
Name	Party	Sex	Age	Votes	Pcnt	Elected	
STEPHEN ASAMOAH BOATENG	NPP	M	50	22,236	45.61%	<input type="checkbox"/>	
AQUINAS QUANSAH	NDC	M	41	25,412	52.12%	<input checked="" type="checkbox"/>	
BONAVENTURE WILLIAM APPIAH	CPP	M	63	1,105	2.27%	<input type="checkbox"/>	
Valid Votes 48,753		Rejected Votes 862	Total Votes Cast 49,615	Turn-Out: 70.78%			

Electoral Commission of Ghana

Detailed Parliamentary Election Results

Date of Election:- Sunday, 7th December 2008

Region CENTRAL

Constituency		Registered Voters: 39,062					
Name	Party	Sex	Age	Votes	Pct	Elected	
ABRAHAM DWUMAH ODOOM	NPP	M	52	13,309	46.48%	<input type="checkbox"/>	
AMOAH TETTEH ELIZABETH	NDC	F	61	14,724	51.42%	<input checked="" type="checkbox"/>	
KWABENA AGYEI BOAFO	CPP	M	58	599	2.09%	<input type="checkbox"/>	
Valid Votes 28,632		Rejected Votes 584	Total Votes Cast 29,216		Turn-Out: 74.79%		

Constituency		Registered Voters: 42,721					
Name	Party	Sex	Age	Votes	Pct	Elected	
NANA AMOAKO	NPP	M	53	17,416	59.17%	<input checked="" type="checkbox"/>	
OFFIN AMANIAMPONG OWUSU	PNC	M	34	215	0.73%	<input type="checkbox"/>	
PETER KOFI OWUSU-ASHIA JR	NDC	M	47	5,721	19.44%	<input type="checkbox"/>	
AUGUSTINA AMPONG	DFP	F	38	89	0.30%	<input type="checkbox"/>	
YAW ASAMOAH	CPP	M	49	5,994	20.36%	<input type="checkbox"/>	
Valid Votes 29,435		Rejected Votes 548	Total Votes Cast 29,983		Turn-Out: 70.18%		

Constituency		Registered Voters: 23,999					
Name	Party	Sex	Age	Votes	Pct	Elected	
BENJAMIN KOFI AYEH	NPP	M	46	9,339	51.36%	<input checked="" type="checkbox"/>	
YANKEY M. ACKAH	NDC	M	51	6,992	38.45%	<input type="checkbox"/>	
GEORGE MENSAH	DFP	M	40	83	0.46%	<input type="checkbox"/>	
DR. THOMAS MAXWELL AIDOO	CPP	M	47	1,769	9.73%	<input type="checkbox"/>	
Valid Votes 18,183		Rejected Votes 306	Total Votes Cast 18,489		Turn-Out: 77.04%		

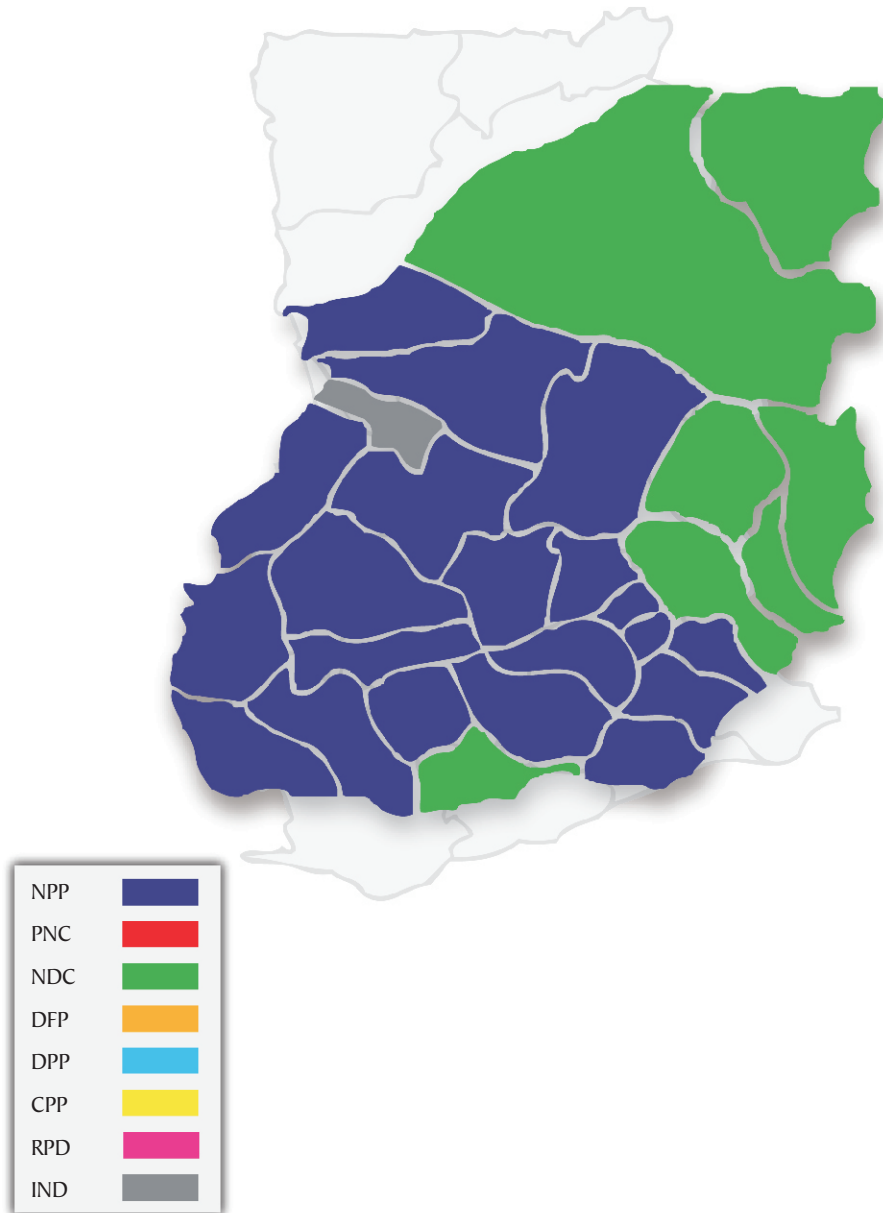
— |

| —

— |

| —

EASTERN REGION



Electoral Commission of Ghana

Detailed Parliamentary Election Results

Date of Election:- Sunday, 7th December 2008

Region EASTERN

Constituency		Registered Voters: 37,835					
Name	Party	Sex	Age	Votes	Pcnt	Elected	
PETER WIAFE PEPRA	NPP	M	54	16,491	68.88%	<input checked="" type="checkbox"/>	
DANIEL AMANKWA BODOM	PNC	M	56	246	1.03%	<input type="checkbox"/>	
SAMUEL ASAMOAH	NDC	M	44	6,767	28.27%	<input type="checkbox"/>	
ADDO OLIVIA	CPP	F	45	436	1.82%	<input type="checkbox"/>	
Valid Votes 23,940		Rejected Votes 416	Total Votes Cast 24,356	Turn-Out: 64.37%			

Constituency		Registered Voters: 30,405					
Name	Party	Sex	Age	Votes	Pcnt	Elected	
ESTHER OBENG DAPPAH	NPP	F	63	13,319	60.65%	<input checked="" type="checkbox"/>	
NAPOLEON AMOAKO ASIAMAH	NDC	M	54	7,430	33.83%	<input type="checkbox"/>	
ISHMEAL KWADJO ASANTE	CPP	M	34	1,213	5.52%	<input type="checkbox"/>	
Valid Votes 21,962		Rejected Votes 350	Total Votes Cast 22,312	Turn-Out: 73.38%			

Constituency		Registered Voters: 78,835					
Name	Party	Sex	Age	Votes	Pcnt	Elected	
OSEI BONSU AMOAH	NPP	M	47	32,491	58.11%	<input checked="" type="checkbox"/>	
NANA ARKU AKRAH	NDC	F	76	20,194	36.12%	<input type="checkbox"/>	
LAWRENCIA BRAM LARBI	DPP	F	35	203	0.36%	<input type="checkbox"/>	
ISAAC OPARE ADDO	CPP	M	54	481	0.86%	<input type="checkbox"/>	
THOMAS KISSIEDU OKAE	IND	M	64	2,545	4.55%	<input type="checkbox"/>	
Valid Votes 55,914		Rejected Votes 765	Total Votes Cast 56,679	Turn-Out: 71.90%			

Constituency		Registered Voters: 32,893					
Name	Party	Sex	Age	Votes	Pcnt	Elected	
SAMUEL KWAKU BREMPONG	NPP	M	39	4,589	23.31%	<input type="checkbox"/>	
EMMANUEL ABOAGYE DIDIEYE	NDC	M	32	14,722	74.77%	<input checked="" type="checkbox"/>	
EMMANUEL AUGUSTINE SIAW	DFP	M	62	169	0.86%	<input type="checkbox"/>	
ALBERT QUARCOO ZAH	CPP	M	63	209	1.06%	<input type="checkbox"/>	
Valid Votes 19,689		Rejected Votes 444	Total Votes Cast 20,133	Turn-Out: 61.21%			

Electoral Commission of Ghana

Detailed Parliamentary Election Results

Date of Election:- Sunday, 7th December 2008

Region EASTERN

Constituency		AFRAM PLAINS SOUTH						Registered Voters:	30,246
Name	Party	Sex	Age	Votes	Pct	Elected			
SOLOMON YAW FORDJOUR	NPP	M	43	6,679	35.09%	<input type="checkbox"/>			
RAPHAEL KOFI AHALIGAH	NDC	M	63	12,132	63.74%	<input checked="" type="checkbox"/>			
EMMANUEL KWAME DOKU	CPP	M	40	223	1.17%	<input type="checkbox"/>			
Valid Votes		19,034	Rejected Votes	358	Total Votes Cast	19,392	Turn-Out:	64.11%	

Constituency		AKIM ABUAKWA NORTH						Registered Voters:	36,824
Name	Party	Sex	Age	Votes	Pct	Elected			
SAMUEL KWADWO AMOAKO	NPP	M	65	14,820	59.11%	<input checked="" type="checkbox"/>			
HAGAN ASIEDU ISAAC	PNC	M	34	242	0.97%	<input type="checkbox"/>			
SIMON PETER ASIRIFI	NDC	M	48	9,750	38.89%	<input type="checkbox"/>			
ERIC ASAMOADU DWAPANYIN	CPP	M	30	259	1.03%	<input type="checkbox"/>			
Valid Votes		25,071	Rejected Votes	285	Total Votes Cast	25,356	Turn-Out:	68.86%	

Constituency		AKIM ABUAKWA SOUTH						Registered Voters:	42,149
Name	Party	Sex	Age	Votes	Pct	Elected			
SAMUEL ATTA AKYEA	NPP	M	46	22,681	75.33%	<input checked="" type="checkbox"/>			
OSEI SAMMY	NDC	M	41	6,757	22.44%	<input type="checkbox"/>			
NANA ADDO AIKINS	IND	M	62	671	2.23%	<input type="checkbox"/>			
Valid Votes		30,109	Rejected Votes	307	Total Votes Cast	30,416	Turn-Out:	72.16%	

Constituency		AKIM ODA						Registered Voters:	69,619
Name	Party	Sex	Age	Votes	Pct	Elected			
YAW OWUSU BOATENG	NPP	M	53	30,438	62.41%	<input checked="" type="checkbox"/>			
SULEMANA ABUBAKAR	PNC	M	29	192	0.39%	<input type="checkbox"/>			
KOJO ATTAH KRAN	NDC	M	61	17,593	36.07%	<input type="checkbox"/>			
NANA YAW AMOABENG	DFP	M	43	176	0.36%	<input type="checkbox"/>			
NUAKO AGYEMANG	DPP	M	59	81	0.17%	<input type="checkbox"/>			
ISAAC OSAFO KANTANKA	CPP	M	65	293	0.60%	<input type="checkbox"/>			
Valid Votes		48,773	Rejected Votes	577	Total Votes Cast	49,350	Turn-Out:	70.89%	

Electoral Commission of Ghana

Detailed Parliamentary Election Results

Date of Election:- Sunday, 7th December 2008

Region EASTERN

Constituency		Registered Voters: 41,356					
Name	Party	Sex	Age	Votes	Pcnt	Elected	
JOSEPH AMPOMAH BOSOMPEM	NPP	M	52	19,314	63.56%	<input checked="" type="checkbox"/>	
APEA KUBI KWASI AKYEM (DR)	NDC	M	59	10,845	35.69%	<input type="checkbox"/>	
FRANCIS WILLIAMS YAW ADU	CPP	M	50	230	0.76%	<input type="checkbox"/>	
Valid Votes 30,389		Rejected Votes 506	Total Votes Cast 30,895	Turn-Out: 74.71%			

Constituency		Registered Voters: 49,256					
Name	Party	Sex	Age	Votes	Pcnt	Elected	
WILLIAM OFORI BOAFO	NPP	M	46	20,245	58.94%	<input checked="" type="checkbox"/>	
HAWA ISAKA	PNC	F	53	293	0.85%	<input type="checkbox"/>	
ANTHONY GYAMPO	NDC	M	60	10,524	30.64%	<input type="checkbox"/>	
AUGUSTUS OSAE-AKONNOR	CPP	M	37	2,320	6.75%	<input type="checkbox"/>	
SAMUEL A APENTENG	IND	M	42	968	2.82%	<input type="checkbox"/>	
Valid Votes 34,350		Rejected Votes 514	Total Votes Cast 34,864	Turn-Out: 70.78%			

Constituency		Registered Voters: 49,203					
Name	Party	Sex	Age	Votes	Pcnt	Elected	
KOFI ASARE	NPP	M	53	17,900	50.04%	<input checked="" type="checkbox"/>	
BABA JAMAL MOHAMMED AHMED	NDC	M	39	15,860	44.34%	<input type="checkbox"/>	
SAMUEL AGYEI	CPP	M	60	109	0.30%	<input type="checkbox"/>	
ABROKWA SAMUEL	IND	M	21	64	0.18%	<input type="checkbox"/>	
BASIL AHIALE	IND	M	43	1,835	5.13%	<input type="checkbox"/>	
Valid Votes 35,768		Rejected Votes 339	Total Votes Cast 36,107	Turn-Out: 73.38%			

Constituency		Registered Voters: 48,662					
Name	Party	Sex	Age	Votes	Pcnt	Elected	
KOFI OSEI-AMEYAW	NPP	M	48	15,473	47.80%	<input type="checkbox"/>	
SLANZY ATSU WORNAH	PNC	M	43	106	0.33%	<input type="checkbox"/>	
JOSES ASARE AKOTO	NDC	M	58	16,608	51.30%	<input checked="" type="checkbox"/>	
AGNES DEPRAH AYENSU	CPP	F	43	185	0.57%	<input type="checkbox"/>	
Valid Votes 32,372		Rejected Votes 401	Total Votes Cast 32,773	Turn-Out: 67.35%			

Electoral Commission of Ghana

Detailed Parliamentary Election Results

Date of Election:- Sunday, 7th December 2008

Region EASTERN

Constituency		Registered Voters: 47,107					
Name	Party	Sex	Age	Votes	Pcnt	Elected	
KWASI ANNOH ANKAMAH	NPP	M	51	26,423	76.43%	<input checked="" type="checkbox"/>	
KASUM ABDUL KARIM	PNC	M	37	296	0.86%	<input type="checkbox"/>	
EMMANUEL ATTA TWUM	NDC	M	58	7,851	22.71%	<input type="checkbox"/>	
Valid Votes 34,570		Rejected Votes 361		Total Votes Cast 34,931		Turn-Out: 74.15%	

Constituency		Registered Voters: 43,483					
Name	Party	Sex	Age	Votes	Pcnt	Elected	
AYEH-PAYE SAMUEL	NPP	M	35	16,467	55.92%	<input checked="" type="checkbox"/>	
MIKO OFORI DARKO	NDC	M	56	12,572	42.70%	<input type="checkbox"/>	
CHARLES CHRISTIAN LOKKO	CPP	M	44	406	1.38%	<input type="checkbox"/>	
Valid Votes 29,445		Rejected Votes 525		Total Votes Cast 29,970		Turn-Out: 68.92%	

Constituency		Registered Voters: 50,183					
Name	Party	Sex	Age	Votes	Pcnt	Elected	
KWABENA AMANKWAH ASIAMAH	NPP	M	50	19,935	57.03%	<input checked="" type="checkbox"/>	
SAMUEL OFOSU AMPOFO	NDC	M	46	14,689	42.02%	<input type="checkbox"/>	
ENOCK KOFI APOAKWAH	DFP	M	52	150	0.43%	<input type="checkbox"/>	
ASANTE KENNETH	CPP	M	48	181	0.52%	<input type="checkbox"/>	
Valid Votes 34,955		Rejected Votes 469		Total Votes Cast 35,424		Turn-Out: 70.59%	

Constituency		Registered Voters: 56,531					
Name	Party	Sex	Age	Votes	Pcnt	Elected	
OFOSU ASAMOAH	NPP	M	39	22,081	58.18%	<input checked="" type="checkbox"/>	
NUHU ISSAH	PNC	M	48	342	0.90%	<input type="checkbox"/>	
EMMANUEL REGINALD ABOAGYE OSAE	NDC	M	57	10,229	26.95%	<input type="checkbox"/>	
NANA KWASI RINGOLD	CPP	M	36	2,287	6.03%	<input type="checkbox"/>	
Valid Votes 37,952		Rejected Votes 532		Total Votes Cast 38,484		Turn-Out: 68.08%	

Electoral Commission of Ghana

Detailed Parliamentary Election Results

Date of Election:- Sunday, 7th December 2008

Region	EASTERN						
Constituency	LOWER MANYA						Registered Voters: 51,242
Name	Party	Sex	Age	Votes	Pcnt	Elected	
EMMANUEL KWABENA K AGYARKO	NPP	M	51	14,992	42.64%	<input type="checkbox"/>	
PETER TEYE BATSA	PNC	M	36	230	0.65%	<input type="checkbox"/>	
MICHAEL TEYE NYANU	NDC	M	51	19,593	55.72%	<input checked="" type="checkbox"/>	
ABRAHAM TEYE LARKOTEY	DFP	M	52	58	0.16%	<input type="checkbox"/>	
FOSTER EMMANUEL OKLEY	CPP	M	39	288	0.82%	<input type="checkbox"/>	
	Valid Votes 35,161	Rejected Votes 458	Total Votes Cast 35,619	Turn-Out: 69.51%			
Constituency	LOWER WEST AKIM						Registered Voters: 53,234
Name	Party	Sex	Age	Votes	Pcnt	Elected	
GIFTY KLENAM	NPP	F	38	21,912	60.30%	<input checked="" type="checkbox"/>	
YAHUZA MOHAMMED AWALE	PNC	M	29	615	1.69%	<input type="checkbox"/>	
SETH OTCHERE	NDC	M	42	12,882	35.45%	<input type="checkbox"/>	
NYADUA KOFI EVANS	DPP	M	46	116	0.32%	<input type="checkbox"/>	
PATRICK KWABENA AGYEI	CPP	M	44	812	2.23%	<input type="checkbox"/>	
MARTIN BRUCE OPARE	IND	M	52			<input type="checkbox"/>	
	Valid Votes 36,337	Rejected Votes 587	Total Votes Cast 36,924	Turn-Out: 69.36%			
Constituency	MPRAESO						Registered Voters: 38,347
Name	Party	Sex	Age	Votes	Pcnt	Elected	
SETH KWAME ACHEAMPONG	NPP	M	37	17,519	68.79%	<input checked="" type="checkbox"/>	
KWAKU ASANTE	PNC	M	40	357	1.40%	<input type="checkbox"/>	
DR SETH KORANTENG	NDC	M	70	7,592	29.81%	<input type="checkbox"/>	
	Valid Votes 25,468	Rejected Votes 363	Total Votes Cast 25,831	Turn-Out: 67.36%			
Constituency	NEW JUABEN NORTH						Registered Voters: 34,429
Name	Party	Sex	Age	Votes	Pcnt	Elected	
HACKMAN OWUSU AGYEMANG	NPP	M	67	13,711	57.83%	<input checked="" type="checkbox"/>	
EMMANUEL ADU BOATENG	NDC	M	61	4,892	20.63%	<input type="checkbox"/>	
FRANK ADEI AMANKWAH	CPP	M	29	285	1.20%	<input type="checkbox"/>	
VICTOR ASARE GYAPONG	IND	M	38	2,783	11.74%	<input type="checkbox"/>	
KWAME TWUM AGYEMAN	IND	M	51	2,037	8.59%	<input type="checkbox"/>	
	Valid Votes 23,708	Rejected Votes 242	Total Votes Cast 23,950	Turn-Out: 69.56%			

Electoral Commission of Ghana

Detailed Parliamentary Election Results

Date of Election:- Sunday, 7th December 2008

Region	EASTERN						
Constituency	NEW JUABEN SOUTH						Registered Voters: 76.120
Name	Party	Sex	Age	Votes	Pcnt	Elected	
BEATRICE BERNICE BOATENG	NPP	F	57	34,409	61.33%	<input checked="" type="checkbox"/>	
NANA OBADIE OPAMBOUR BOATENG BONS	PNC	M	29	432	0.77%	<input type="checkbox"/>	
RANSFORD OWUSU BOAKYE	NDC	M	43	20,848	37.16%	<input type="checkbox"/>	
COLLINS AGYEI OTENG	CPP	M	41	413	0.74%	<input type="checkbox"/>	
Valid Votes	56.102	Rejected Votes	346	Total Votes Cast	56.448	Turn-Out: 74.16%	
Constituency	NKAWKAW						Registered Voters: 57.916
Name	Party	Sex	Age	Votes	Pcnt	Elected	
KWABENA ADUSA OKERCHIRE	NPP	M	48	15,796	39.49%	<input type="checkbox"/>	
ABDULAI SALIFU	PNC	M	30	101	0.25%	<input type="checkbox"/>	
KWABENA NKANSAH-BOAMAH	NDC	M	51	2,158	5.39%	<input type="checkbox"/>	
STEPHEN ANSONG AKUAMOAH	DFP	M	50	70	0.17%	<input type="checkbox"/>	
AMPOMA DENNIS BAMFO	CPP	M	34	239	0.60%	<input type="checkbox"/>	
SETH ADJEI BAAH	IND	M	48	21,640	54.09%	<input checked="" type="checkbox"/>	
Valid Votes	40.004	Rejected Votes	619	Total Votes Cast	40.623	Turn-Out: 70.14%	
Constituency	OFOASE/AYIREBI						Registered Voters: 40.163
Name	Party	Sex	Age	Votes	Pcnt	Elected	
DAVID OPPON - KUSI	NPP	M	50	14,938	54.10%	<input checked="" type="checkbox"/>	
ABUBAKAR MOHAMMED MUSA	PNC	M	39	311	1.13%	<input type="checkbox"/>	
PRINCE YAW DANSO	NDC	M	55	8,716	31.56%	<input type="checkbox"/>	
KWABENA TUMI	CPP	M	43	3,649	13.21%	<input type="checkbox"/>	
Valid Votes	27.614	Rejected Votes	668	Total Votes Cast	28.282	Turn-Out: 70.42%	
Constituency	OKERE						Registered Voters: 26.737
Name	Party	Sex	Age	Votes	Pcnt	Elected	
DANIEL BOTWE	NPP	M	50	11,974	60.83%	<input checked="" type="checkbox"/>	
FRED KWADWO ACQUAH	PNC	M	45	123	0.62%	<input type="checkbox"/>	
ADDO GEORGE OPARE	NDC	M	27	6,729	34.19%	<input type="checkbox"/>	
SUSAN EWURA AMA APPAU	CPP	F	40	839	4.26%	<input type="checkbox"/>	
LYDIA OFFEI	IND	F	40	19	0.10%	<input type="checkbox"/>	
Valid Votes	19.684	Rejected Votes	291	Total Votes Cast	19.975	Turn-Out: 74.71%	

Electoral Commission of Ghana

Detailed Parliamentary Election Results

Date of Election:- Sunday, 7th December 2008

Region EASTERN

Constituency		Registered Voters: 56,447					
SUHUM							
Name	Party	Sex	Age	Votes	Pcnt	Elected	
FREDERICK OPARE-ANSAH	NPP	M	40	17,461	45.26%	<input checked="" type="checkbox"/>	
JACOB KWAKU ARKOH	PNC	M	66	290	0.75%	<input type="checkbox"/>	
SAMUEL FLEISCHER KWABI	NDC	M	60	15,824	41.02%	<input type="checkbox"/>	
FRANCIS DARBY KOBENA INKOOM	CPP	M	64	297	0.77%	<input type="checkbox"/>	
MATILDA GARBRAH	IND	F	49	4,705	12.20%	<input type="checkbox"/>	
Valid Votes 38,577		Rejected Votes 900	Total Votes Cast 39,477	Turn-Out: 69.94%			

Constituency		Registered Voters: 35,036					
UPPER MANYA							
Name	Party	Sex	Age	Votes	Pcnt	Elected	
GUSTAV JONATHAN NARH DOMETAY	NPP	M	61	6,639	30.84%	<input type="checkbox"/>	
TEI GIDEON KPABITEY	PNC	M	40	315	1.46%	<input type="checkbox"/>	
STEPHEN KWAO AMOANOR	NDC	M	51	14,398	66.87%	<input checked="" type="checkbox"/>	
FRANCIS TEYE KWADJO	CPP	M	44	178	0.83%	<input type="checkbox"/>	
Valid Votes 21,530		Rejected Votes 385	Total Votes Cast 21,915	Turn-Out: 62.55%			

Constituency		Registered Voters: 39,433					
UPPER WEST AKIM							
Name	Party	Sex	Age	Votes	Pcnt	Elected	
NANA ASARE KORANTENG	NPP	M	48	12,360	43.34%	<input type="checkbox"/>	
AGNES AKWALEY ADORSHIE	PNC	F	48	239	0.84%	<input type="checkbox"/>	
JOSEPH SAM AMANKWANOR	NDC	M	54	15,308	53.68%	<input checked="" type="checkbox"/>	
ADDAI-MENSAH ALEX	CPP	M	56	416	1.46%	<input type="checkbox"/>	
RAYMOND KYEAME AKUFFO	IND	M	45	194	0.68%	<input type="checkbox"/>	
Valid Votes 28,517		Rejected Votes 620	Total Votes Cast 29,137	Turn-Out: 73.89%			

Constituency		Registered Voters: 53,160					
YILO KROBO							
Name	Party	Sex	Age	Votes	Pcnt	Elected	
CHRISTIAN KOFI TETTEY	NPP	M	53	13,658	39.10%	<input type="checkbox"/>	
TERKPETEY FRED KWASI	PNC	M	58	325	0.93%	<input type="checkbox"/>	
HON RAYMOND TAWIAH	NDC	M	53	18,348	52.53%	<input checked="" type="checkbox"/>	
FRANCIS OPAI TETTEH	CPP	M	35	2,598	7.44%	<input type="checkbox"/>	
Valid Votes 34,929		Rejected Votes 572	Total Votes Cast 35,501	Turn-Out: 66.78%			

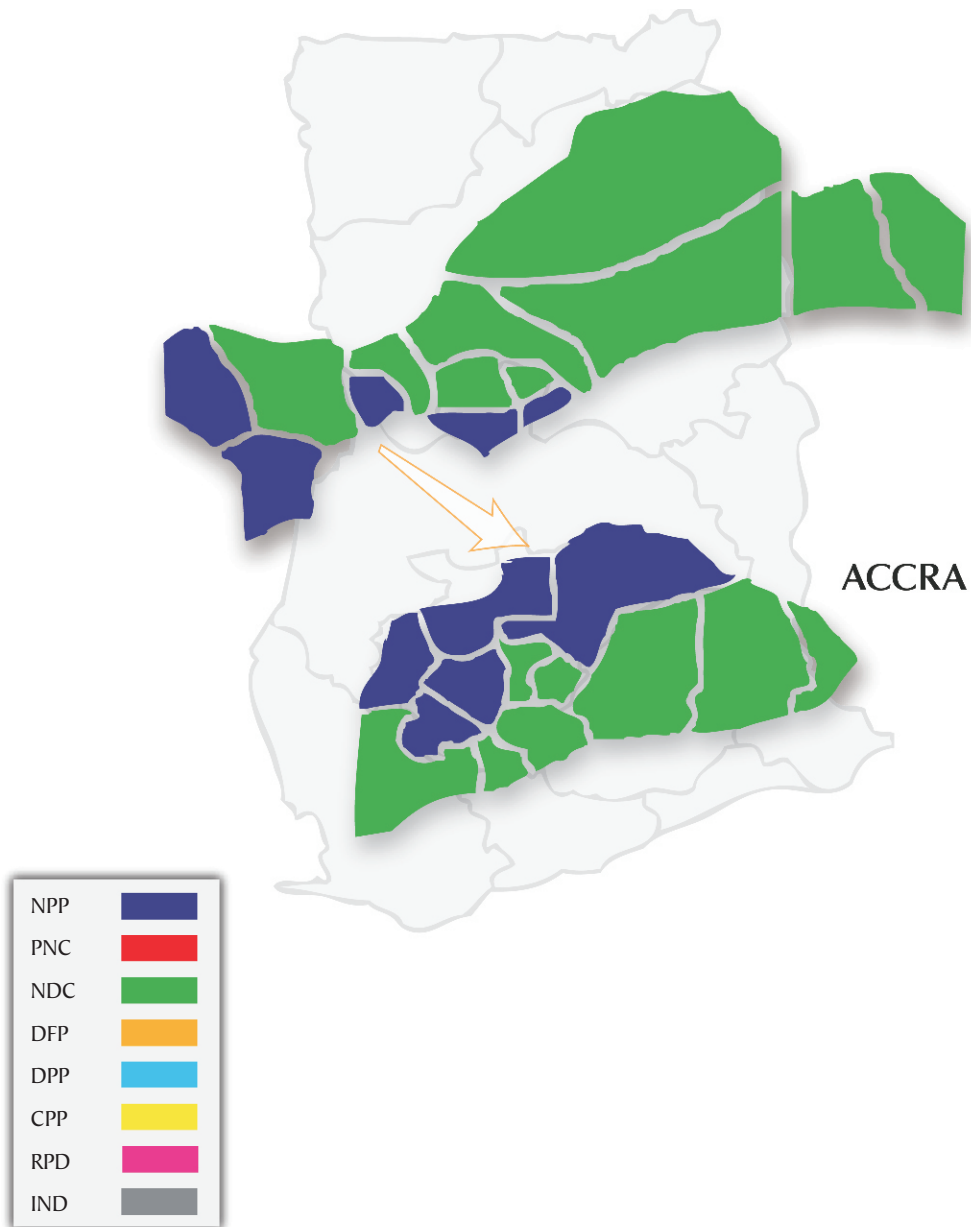
— |

| —

— |

| —

GREATER ACCRA REGION



Electoral Commission of Ghana

Detailed Parliamentary Election Results

Date of Election:- Sunday, 7th December 2008

Region	GREATER ACCRA						
Constituency	ABLEKUMA CENTRAL						Registered Voters: 127,678
Name	Party	Sex	Age	Votes	Pcnt	Elected	
ROBERT SARBAH	NPP	M	53	39,179	46.21%	<input type="checkbox"/>	
SAEED ABDALLAH ABDUMUMIN	PNC	M	40	1,213	1.43%	<input type="checkbox"/>	
CHAIE TETTEH THEOPHILUS	NDC	M	36	43,253	51.01%	<input checked="" type="checkbox"/>	
REBECCA ARDEY	DPP	F	48	141	0.17%	<input type="checkbox"/>	
WINFRED ANANI AKPABEY	CPP	M	52	999	1.18%	<input type="checkbox"/>	
Valid Votes 84,785		Rejected Votes 634		Total Votes Cast 85,419		Turn-Out: 66.90%	
Constituency	ABLEKUMA NORTH						Registered Voters: 121,281
Name	Party	Sex	Age	Votes	Pcnt	Elected	
JUSTICE JOE APPIAH	NPP	M	49	45,630	57.60%	<input checked="" type="checkbox"/>	
BALA S MAIKANKAN	PNC	M	34	766	0.97%	<input type="checkbox"/>	
ASHFORD TAWIAH SMITH	NDC	M	48	30,150	38.06%	<input type="checkbox"/>	
ERNEST KWEKU ORTSIN	CPP	M	33	1,512	1.91%	<input type="checkbox"/>	
DORIS OSEI FRIMPONG	IND	F	42	1,165	1.47%	<input type="checkbox"/>	
Valid Votes 79,223		Rejected Votes 569		Total Votes Cast 79,792		Turn-Out: 65.79%	
Constituency	ABLEKUMA SOUTH						Registered Voters: 161,436
Name	Party	Sex	Age	Votes	Pcnt	Elected	
FRANCIS KOJO SMITH	NPP	M	68	50,879	46.46%	<input type="checkbox"/>	
GODFRED AGYEMANG KENNEDY	PNC	M	27	915	0.84%	<input type="checkbox"/>	
FRITZ BAFFOUR	NDC	M	56	56,162	51.28%	<input checked="" type="checkbox"/>	
JONATHAN NII ODOEI QUARCOO	DFP	M	57	314	0.29%	<input type="checkbox"/>	
GOODMAN BAAH	DPP	M	38	90	0.08%	<input type="checkbox"/>	
APOSTLE VERONICA QUARTEY	CPP	F	50	837	0.76%	<input type="checkbox"/>	
JOHN KABUTEY TETTEGAH	IND	M	45	313	0.29%	<input type="checkbox"/>	
Valid Votes 109,510		Rejected Votes 1034		Total Votes Cast 110,544		Turn-Out: 68.48%	
Constituency	ABOKOBI-MADINA						Registered Voters: 92,014
Name	Party	Sex	Age	Votes	Pcnt	Elected	
ABDULAI BABA ZAKARIA	NPP	M	38	27,308	44.49%	<input type="checkbox"/>	
ALHAJI AMADU BUKARI SOROGHO	NDC	M	53	34,073	55.51%	<input checked="" type="checkbox"/>	
Valid Votes 61,381		Rejected Votes 386		Total Votes Cast 61,767		Turn-Out: 67.13%	

Electoral Commission of Ghana

Detailed Parliamentary Election Results

Date of Election:- Sunday, 7th December 2008

Region	GREATER ACCRA							
Constituency	ADA						Registered Voters:	30,526
Name	Party	Sex	Age	Votes	Pcnt	Elected		
KOFI PLAHAR	NPP	M	48	3,843	18.48%	<input type="checkbox"/>		
ALEXANDER NARH	NDC	M	68	16,538	79.55%	<input checked="" type="checkbox"/>		
GORDON CHIATEY AMENYA	CPP	M	68	409	1.97%	<input type="checkbox"/>		
Valid Votes	20,790	Rejected Votes	257	Total Votes Cast	21,047	Turn-Out:	68.95%	
Constituency	ADENTA						Registered Voters:	60,859
Name	Party	Sex	Age	Votes	Pcnt	Elected		
KWADJO OPARE HAMMOND	NPP	M	48	16,873	44.51%	<input type="checkbox"/>		
KOJO ADU ASARE	NDC	M	42	20,329	53.63%	<input checked="" type="checkbox"/>		
MAMSHIE OMAR BAWA	CPP	M	28	703	1.85%	<input type="checkbox"/>		
Valid Votes	37,905	Rejected Votes	243	Total Votes Cast	38,148	Turn-Out:	62.68%	
Constituency	ASHAIMAN						Registered Voters:	133,054
Name	Party	Sex	Age	Votes	Pcnt	Elected		
FRANCIS BERNARD ANYINATOE	NPP	M	45	32,613	38.16%	<input type="checkbox"/>		
SAMSON ASAKI AWINGOBIT	PNC	M	29	558	0.65%	<input type="checkbox"/>		
ALFRED KWAME AGBESI	NDC	M	45	51,556	60.33%	<input checked="" type="checkbox"/>		
JOHN APEDO	DFP	M	41	198	0.23%	<input type="checkbox"/>		
PHOYON ISAAC BRUCE-MENSAH	CPP	M	45	534	0.62%	<input type="checkbox"/>		
Valid Votes	85,459	Rejected Votes	741	Total Votes Cast	86,200	Turn-Out:	64.79%	
Constituency	AYAWASO EAST						Registered Voters:	115,454
Name	Party	Sex	Age	Votes	Pcnt	Elected		
MOHAMMED SALISU BABA	NPP	M	47	26,020	33.31%	<input type="checkbox"/>		
ALHAJI MOHAMMED MUFTAO	PNC	M	51	747	0.96%	<input type="checkbox"/>		
MUSTAPHA ARMED	NDC	M	52	44,655	57.16%	<input checked="" type="checkbox"/>		
BERNARD ANVUUR BILLY	DFP	M	30	593	0.76%	<input type="checkbox"/>		
AMIN ABDUL KARIM LARRY	CPP	M	46	1,754	2.25%	<input type="checkbox"/>		
ALHAJI HARUNA BUKARI DABRE	IND	M	57			<input type="checkbox"/>		
DANIEL DANQUAH	IND	M	26	314	0.40%	<input type="checkbox"/>		
MOHAMMED AMIN LAMPTEY	IND	M	38	3,652	4.67%	<input type="checkbox"/>		
SAMUEL KWESI GYASI	NVP	M	44	385	0.49%	<input type="checkbox"/>		
Valid Votes	78,120	Rejected Votes	7291	Total Votes Cast	85,411	Turn-Out:	73.98%	

Electoral Commission of Ghana

Detailed Parliamentary Election Results

Date of Election:- Sunday, 7th December 2008

Region GREATER ACCRA

Constituency		AYAWASO CENTRAL			Registered Voters: 94,340				
Name	Party	Sex	Age	Votes	Pcnt	Elected			
SHAEK IBRAHIM CODJOE QUAYE	NPP	M	71	30,915	49.10%	<input checked="" type="checkbox"/>			
ZALIA SEIDU	PNC	F	31	622	0.99%	<input type="checkbox"/>			
KWASI OFEI AGYEMANG	NDC	M	60	30,058	47.74%	<input type="checkbox"/>			
BENJAMIN BEDIAKO	DFP	M	39	205	0.33%	<input type="checkbox"/>			
DANIEL KOFI AIDOO	CPP	M	44	1,160	1.84%	<input type="checkbox"/>			
		Valid Votes	62,960	Rejected Votes	212	Total Votes Cast	63,172	Turn-Out:	66.96%
Constituency		AYAWASO WEST-WUOGON			Registered Voters: 79,746				
Name	Party	Sex	Age	Votes	Pcnt	Elected			
AKOSUA FREMA OSEI-OPARE	NPP	F	61	24,603	42.96%	<input checked="" type="checkbox"/>			
HENRY HARUNA ASANTE	PNC	M	44	374	0.65%	<input type="checkbox"/>			
ALBERT KWADWO TWUM BOAFO	NDC	M	39	21,564	37.65%	<input type="checkbox"/>			
ERNEST K ANHOMISI	DFP	M		277	0.48%	<input type="checkbox"/>			
WILLIAM K DOWOKPOR	CPP	M	37	7,910	13.81%	<input type="checkbox"/>			
SAMUEL KOBBY ADIPEPENA	IND	M	45	2,547	4.45%	<input type="checkbox"/>			
		Valid Votes	57,275	Rejected Votes	321	Total Votes Cast	57,596	Turn-Out:	72.22%
Constituency		DADE KOTOPON			Registered Voters: 108,555				
Name	Party	Sex	Age	Votes	Pcnt	Elected			
FRANCIS NII ANNAN SOWAH	NPP	M	56	30,077	40.37%	<input type="checkbox"/>			
NII AMASAH MANOALE	NDC	M	50	42,678	57.29%	<input checked="" type="checkbox"/>			
CYNTHIA AKUA MENSAH	CPP	F	45	1,744	2.34%	<input type="checkbox"/>			
		Valid Votes	74,499	Rejected Votes	382	Total Votes Cast	74,881	Turn-Out:	68.98%
Constituency		DOMEABRA-OBOM			Registered Voters: 23,633				
Name	Party	Sex	Age	Votes	Pcnt	Elected			
NII AKWEI ADDO	NPP	M	62	3,346	21.58%	<input type="checkbox"/>			
DAOUD ANUM YEMO	NDC	M	54	11,312	72.97%	<input checked="" type="checkbox"/>			
JOSEPH NII AKWEI ALLOTEY	DFP	M	31	544	3.51%	<input type="checkbox"/>			
OCLLOO EBENEZER KWESI	CPP	M	54	301	1.94%	<input type="checkbox"/>			
		Valid Votes	15,503	Rejected Votes	363	Total Votes Cast	15,866	Turn-Out:	67.13%

Electoral Commission of Ghana

Detailed Parliamentary Election Results

Date of Election:- Sunday, 7th December 2008

Region GREATER ACCRA

Constituency		DOME-KWABENYA						Registered Voters:	94,495
Name	Party	Sex	Age	Votes	Pent	Elected			
AARON MICHAEL OQUAYE	NPP	M	64	35,561	57.51%	<input checked="" type="checkbox"/>			
ABUBAKAR KWASHIE GEGE EBLA	PNC	M	46	439	0.71%	<input type="checkbox"/>			
SABAH ZITA OKAIKOI	NDC	F	33	24,409	39.48%	<input type="checkbox"/>			
CHRISTIANA AFFENYI	DFP	F	46	81	0.13%	<input type="checkbox"/>			
MOHAMMED SALISU SULEMANA	DPP	M	34	52	0.08%	<input type="checkbox"/>			
EMELILA OSEI	CPP	F	37	1,292	2.09%	<input type="checkbox"/>			
Valid Votes		61,834	Rejected Votes	0	Total Votes Cast	61,834	Turn-Out:	65.44%	

Constituency		KLOTTEY KORLE						Registered Voters:	90,078
Name	Party	Sex	Age	Votes	Pent	Elected			
SAMUEL J ADJEI TAWIAH	NPP	M	45	27,713	46.28%	<input type="checkbox"/>			
NII ARMAH ASHIETEY	NDC	M	58	30,359	50.70%	<input checked="" type="checkbox"/>			
MONICA NAA-AYAO QUARCOOPOME	CPP	F	56	1,807	3.02%	<input type="checkbox"/>			
Valid Votes		59,879	Rejected Votes	441	Total Votes Cast	60,320	Turn-Out:	66.96%	

Constituency		KPONE-KATAMANSU						Registered Voters:	50,383
Name	Party	Sex	Age	Votes	Pent	Elected			
SAMUEL OKOE AMANQUAH	NPP	M	40	10,680	32.47%	<input type="checkbox"/>			
JOSEPH NII LARYEA AFOTEY-AGBO	NDC	M	41	20,709	62.96%	<input checked="" type="checkbox"/>			
DANIEL TEYE BOTCHWAY	CPP	M	43	1,504	4.57%	<input type="checkbox"/>			
Valid Votes		32,893	Rejected Votes	227	Total Votes Cast	33,120	Turn-Out:	65.74%	

Constituency		KROWOR						Registered Voters:	78,565
Name	Party	Sex	Age	Votes	Pent	Elected			
JOSEPH AYIKOI OTOO	NPP	M	54	21,136	42.27%	<input type="checkbox"/>			
NII OAKLEY QUAYE	NDC	M	49	27,339	54.67%	<input checked="" type="checkbox"/>			
EMMANUEL ATTUQUAYE BOTCHWAY	CPP	M	59	1,530	3.06%	<input type="checkbox"/>			
Valid Votes		50,005	Rejected Votes	332	Total Votes Cast	50,337	Turn-Out:	64.07%	

Electoral Commission of Ghana

Detailed Parliamentary Election Results

Date of Election:- Sunday, 7th December 2008

Region		GREATER ACCRA					
Constituency	LEDZOKUKU	Registered Voters: 108,283					
Name	Party	Sex	Age	Votes	Pcnt	Elected	
GLADYS NORLEY ASHITEY	NPP	F	53	30,262	40.90%	<input type="checkbox"/>	
NII NORTEY DUAH	NDC	M	55	42,087	56.88%	<input checked="" type="checkbox"/>	
NATHANIEL NII OKAI ARYITTEY	DFP	M	55	110	0.15%	<input type="checkbox"/>	
GRIFFITHS AGOE SOWAH	CPP	M	54	832	1.12%	<input type="checkbox"/>	
OLAN ADJETEY	IND	M	56	612	0.83%	<input type="checkbox"/>	
ANGELA N ADAMS	NVP	F	38	86	0.12%	<input type="checkbox"/>	
Valid Votes	73,989	Rejected Votes	599	Total Votes Cast	74,588	Turn-Out:	68.88%
Constituency	NINGO-PRAMPAM	Registered Voters: 38,138					
Name	Party	Sex	Age	Votes	Pcnt	Elected	
ABED TAWIAH OKORNO	NPP	M	43	6,196	24.15%	<input type="checkbox"/>	
ENOCH TEYE MENSAH	NDC	M	62	18,339	71.47%	<input checked="" type="checkbox"/>	
ABDULAI NII MARTEY	CPP	M	40	487	1.90%	<input type="checkbox"/>	
CHRISTIAN CHARTEY ZUTTAH	IND	M	43	639	2.49%	<input type="checkbox"/>	
Valid Votes	25,661	Rejected Votes	367	Total Votes Cast	26,028	Turn-Out:	68.25%
Constituency	ODODODIODOO	Registered Voters: 93,528					
Name	Party	Sex	Age	Votes	Pcnt	Elected	
MOHAMMED ADJEI SOWAH	NPP	M	34	25,495	41.52%	<input type="checkbox"/>	
ISAAC ADJEVOR	PNC	M	28	595	0.97%	<input type="checkbox"/>	
JONATHAN TACKIE KOMME	NDC	M	55	34,182	55.67%	<input checked="" type="checkbox"/>	
EDWARD NII DARKO DODOO	DFP	M	31	309	0.50%	<input type="checkbox"/>	
ALI UMAR KURIBA	DPP	M	41	113	0.18%	<input type="checkbox"/>	
EMMANUEL ODDOYE JNR	CPP	M	27	703	1.15%	<input type="checkbox"/>	
Valid Votes	61,397	Rejected Votes	216	Total Votes Cast	61,613	Turn-Out:	65.88%
Constituency	OKAIKWEI NORTH	Registered Voters: 133,865					
Name	Party	Sex	Age	Votes	Pcnt	Elected	
ELIZABETH KWATSOE SACEY	NPP	F	50	44,172	49.65%	<input checked="" type="checkbox"/>	
VICTORIA KOBILA	PNC	F	41	895	1.01%	<input type="checkbox"/>	
AUGUSTUS KEN KWEEKU ESHUN	NDC	M	42	41,342	46.47%	<input type="checkbox"/>	
NOEL JEAN KWESI BRAHINI	DFP	M	29	499	0.56%	<input type="checkbox"/>	
MIKE EGHAN JNR	CPP	M	48	2,052	2.31%	<input type="checkbox"/>	
Valid Votes	88,960	Rejected Votes	610	Total Votes Cast	89,570	Turn-Out:	66.91%

Electoral Commission of Ghana

Detailed Parliamentary Election Results

Date of Election:- Sunday, 7th December 2008

Region GREATER ACCRA

Constituency		Registered Voters: 97,897					
OKAIKWEI SOUTH							
Name	Party	Sex	Age	Votes	Pent	Elected	
NANA AKOMEA	NPP	M	47	35,438	54.59%	<input checked="" type="checkbox"/>	
ISAAC MENSAH	NDC	M	38	25,819	39.77%	<input type="checkbox"/>	
WILLIAM ARYEE	DFP	M	53	231	0.36%	<input type="checkbox"/>	
ANTHONY MENSAH	CPP	M	48	3,428	5.28%	<input type="checkbox"/>	
Valid Votes 64,916		Rejected Votes 411		Total Votes Cast 65,327		Turn-Out: 66.73%	

Constituency		Registered Voters: 26,816					
SEGE							
Name	Party	Sex	Age	Votes	Pent	Elected	
DIVINE OTOO AGORHOM	NPP	M	41	6,269	32.68%	<input type="checkbox"/>	
JOSHUA PUPLAMPU TETTEH	PNC	M	37	223	1.16%	<input type="checkbox"/>	
ALFRED WALLACE G ABAYATEYE	NDC	M	53	12,451	64.91%	<input checked="" type="checkbox"/>	
VICTORIA KORKOR KPODO	CPP	F	43	239	1.25%	<input type="checkbox"/>	
Valid Votes 19,132		Rejected Votes 450		Total Votes Cast 19,632		Turn-Out: 73.21%	

Constituency		Registered Voters: 31,418					
SHAI OSUDOKU							
Name	Party	Sex	Age	Votes	Pent	Elected	
DANIEL CHRISTIAN DUGAN	NPP	M	51	5,565	24.79%	<input type="checkbox"/>	
ALBERT NARTEY	PNC	M	35	280	1.25%	<input type="checkbox"/>	
DAVID TETTEH ASSUMENG	NDC	M	47	14,725	65.60%	<input checked="" type="checkbox"/>	
EMMANUEL MARTEY TETTEH	CPP	M	39	1,876	8.36%	<input type="checkbox"/>	
Valid Votes 22,446		Rejected Votes 308		Total Votes Cast 22,754		Turn-Out: 72.42%	

Constituency		Registered Voters: 122,586					
TEMA EAST							
Name	Party	Sex	Age	Votes	Pent	Elected	
SAMUEL EVANS ASHONG NARH	NPP	M	65	40,444	49.43%	<input checked="" type="checkbox"/>	
ROBERT KENYES OFOSUWARE	NDC	M	46	33,011	40.34%	<input type="checkbox"/>	
RICHSTER NII ARMAH ARMARFIO	CPP	M	33	7,852	9.60%	<input type="checkbox"/>	
NII SAI ANNAN	IND	M	33	519	0.63%	<input type="checkbox"/>	
Valid Votes 81,826		Rejected Votes 798		Total Votes Cast 82,624		Turn-Out: 67.40%	

Electoral Commission of Ghana

Detailed Parliamentary Election Results

Date of Election:- Sunday, 7th December 2008

Region		GREATER ACCRA					
Constituency	TEMA WEST	Registered Voters: 104,954					
Name	Party	Sex	Age	Votes	Pcnt	Elected	
IRENE NAA TORSHE ADDO	NPP	F	38	39,070	55.12%	<input checked="" type="checkbox"/>	
GEORGE K MEDIE	NDC	M	55	30,434	42.93%	<input type="checkbox"/>	
ISAAC KOFI ASEMPA	CPP	M	65	1,382	1.95%	<input type="checkbox"/>	
Valid Votes 70,886		Rejected Votes	234	Total Votes Cast	71,120	Turn-Out: 67.76%	
Constituency	TROBU-AMASAMAN	Registered Voters: 109,530					
Name	Party	Sex	Age	Votes	Pcnt	Elected	
MOSES ANIM	NPP	M	43	31,945	44.93%	<input type="checkbox"/>	
LORD OWUSU DWEMOH	PNC	M	32	656	0.92%	<input type="checkbox"/>	
ERNEST ATTUQUAYE ARMAH	NDC	M	51	34,797	48.95%	<input checked="" type="checkbox"/>	
NICKSON ACQUAYE	DFP	M	51	124	0.17%	<input type="checkbox"/>	
THELMA LAMPTEY	CPP	F	47	3,571	5.02%	<input type="checkbox"/>	
Valid Votes 71,093		Rejected Votes	634	Total Votes Cast	71,727	Turn-Out: 65.49%	
Constituency	WEIJA	Registered Voters: 185,627					
Name	Party	Sex	Age	Votes	Pcnt	Elected	
SHIRLEY AYORKOR BOTCHWEY	NPP	F	45	63,377	53.75%	<input checked="" type="checkbox"/>	
SHERIFF NII OTTO DODOO	NDC	M	54	51,961	44.07%	<input type="checkbox"/>	
JOSHUA NEE SACKEY OKU	DFP	M	58	358	0.30%	<input type="checkbox"/>	
ISAAC NII OTOO OTOO	DPP	M	52	113	0.10%	<input type="checkbox"/>	
OSMAN AHMED OKYERE	CPP	M	35	2,105	1.79%	<input type="checkbox"/>	
Valid Votes 117,914		Rejected Votes	900	Total Votes Cast	118,814	Turn-Out: 64.01%	

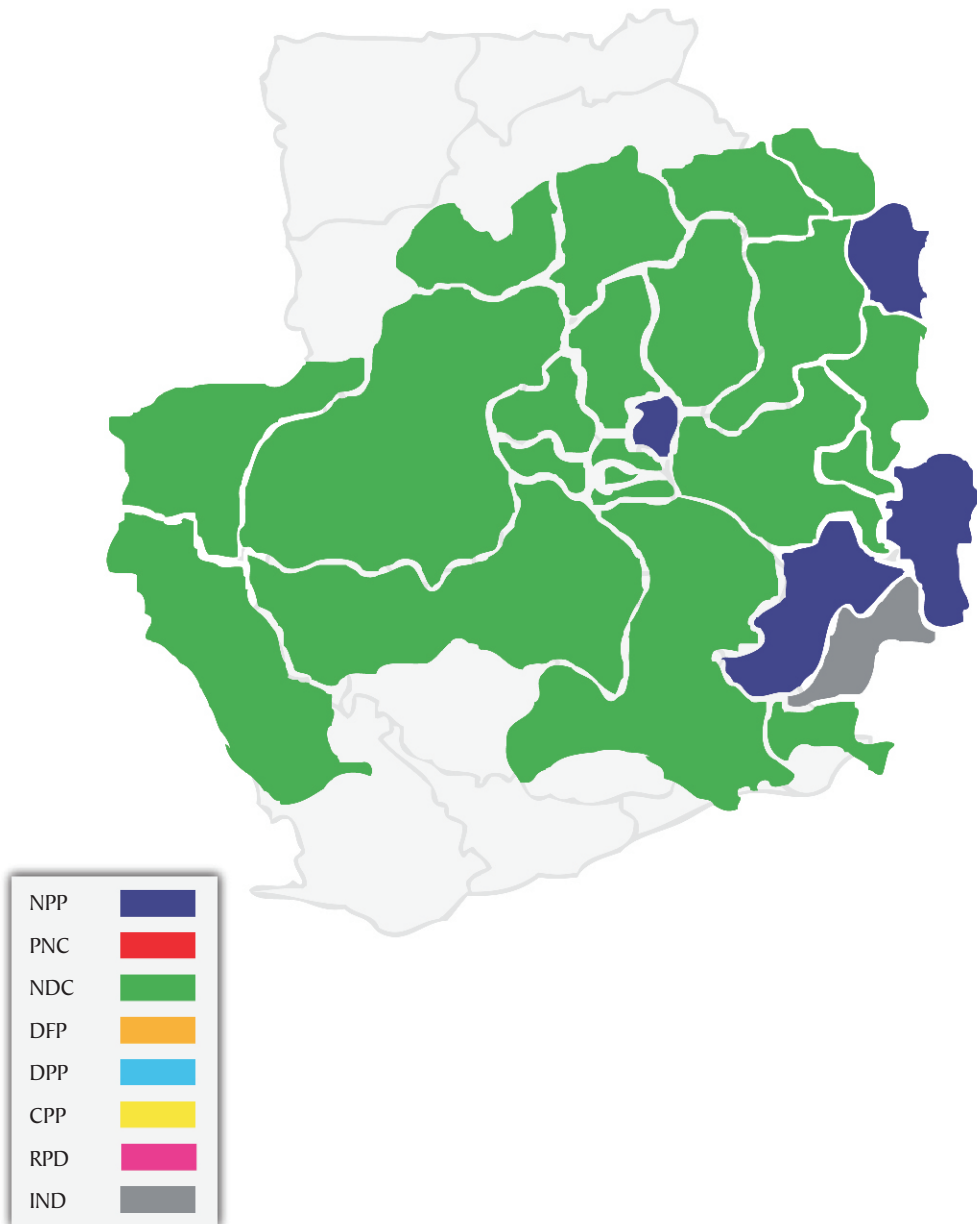
— |

| —

— |

| —

NORTHERN REGION



Electoral Commission of Ghana

Detailed Parliamentary Election Results

Date of Election:- Sunday, 7th December 2008

Region **NORTHERN**

Constituency		Registered Voters: 56,284					
BIMBILA							
Name	Party	Sex	Age	Votes	Pcnt	Elected	
NITIWUL BINGAB ADUNA DOMINIC	NPP	M	31	27,195	61.80%	<input checked="" type="checkbox"/>	
WAHAB A. MOHAMMED	PNC	M	34	292	0.66%	<input type="checkbox"/>	
MOHAMMED IBN ABASS	NDC	M	44	16,005	36.37%	<input type="checkbox"/>	
DAVID BESO	DFP	M	46	391	0.89%	<input type="checkbox"/>	
MOHAMMED IBN ILLIASU	DPP	M	27	123	0.28%	<input type="checkbox"/>	
Valid Votes <u>44,006</u>		Rejected Votes <u>856</u>	Total Votes Cast <u>44,862</u>		Turn-Out: <u>79.71%</u>		

Constituency		Registered Voters: 27,119					
BOLE							
Name	Party	Sex	Age	Votes	Pcnt	Elected	
OTIKO AFISHA DJARA	NPP	M	46	5,784	32.72%	<input type="checkbox"/>	
ABDULAI AHMED ABUDU	PNC	M	54	160	0.91%	<input type="checkbox"/>	
JOSEPH AKATI SAAKA	NDC	M	57	11,452	64.78%	<input checked="" type="checkbox"/>	
ADAMA MUMUNI	CPP	M	37	189	1.07%	<input type="checkbox"/>	
ABU ISSAHAKU	IND	M	29	94	0.53%	<input type="checkbox"/>	
Valid Votes <u>17,679</u>		Rejected Votes <u>552</u>	Total Votes Cast <u>18,231</u>		Turn-Out: <u>67.23%</u>		

Constituency		Registered Voters: 43,998					
BUNKPURUGU							
Name	Party	Sex	Age	Votes	Pcnt	Elected	
DUBIK MAHAMA YAKUBU	NPP	M	57	6,800	21.20%	<input type="checkbox"/>	
DUBIK ABRAHAM SAMAN	PNC	M	42	2,425	7.56%	<input type="checkbox"/>	
DUUT EMMANUEL KWAME	NDC	M	48	9,205	28.70%	<input checked="" type="checkbox"/>	
JONH B. BUGRI	DFP	M	42	301	0.94%	<input type="checkbox"/>	
DUUT MARTIN KOMBIAN	CPP	M	43	162	0.51%	<input type="checkbox"/>	
JABON THOMAS LOMNAN	IND	M	29	915	2.85%	<input type="checkbox"/>	
JOSEPH BIPUBA NAABU	IND	M	44	5,875	18.31%	<input type="checkbox"/>	
JOSEPH LABIK YAANI	IND	M	54	6,395	19.94%	<input type="checkbox"/>	
Valid Votes <u>32,078</u>		Rejected Votes <u>1,037</u>	Total Votes Cast <u>33,115</u>		Turn-Out: <u>75.26%</u>		

Electoral Commission of Ghana

Detailed Parliamentary Election Results

Date of Election:- Sunday, 7th December 2008

Region		NORTHERN					
Constituency	CHEREPONI						Registered Voters: 23,270
Name	Party	Sex	Age	Votes	Pct	Elected	
DORIS A. SEIDU	NPP	F	39	9,188	52.33%	<input checked="" type="checkbox"/>	
JABALI NAMANA	PNC	F	38	286	1.63%	<input type="checkbox"/>	
SEIDU ISSAH ABAH	NDC	M	50	7,648	43.56%	<input type="checkbox"/>	
MICHAEL KWABENA YAWKAN	CPP	M	51	437	2.49%	<input type="checkbox"/>	
Valid Votes 17,559		Rejected Votes 1056	Total Votes Cast 18,615			Turn-Out: 80.00%	
Constituency	DAMONGO/DABOYA						Registered Voters: 37,346
Name	Party	Sex	Age	Votes	Pct	Elected	
ALHAJI MAHAMA ASEI SEINI	NPP	M	48	9,996	39.41%	<input type="checkbox"/>	
BENEDICT KPENO	PNC	M	63	289	1.14%	<input type="checkbox"/>	
SAMMY B. WUSAH	NDC	M	51	12,450	49.09%	<input checked="" type="checkbox"/>	
HAWAWU DRAMANI	DFP	M	45	395	1.56%	<input type="checkbox"/>	
AMIDU ARAMATA	DPP	M	21	163	0.64%	<input type="checkbox"/>	
FORGOR ABUBAKARI	CPP	M	35	2,071	8.17%	<input type="checkbox"/>	
Valid Votes 25,364		Rejected Votes 943	Total Votes Cast 26,307			Turn-Out: 70.44%	
Constituency	GAMBAGA						Registered Voters: 47,802
Name	Party	Sex	Age	Votes	Pct	Elected	
HAJIA ALIMAM	NPP	F	50	11,437	32.96%	<input type="checkbox"/>	
BANABA M ALANDO	PNC	M	56	7,227	20.83%	<input type="checkbox"/>	
TIA A SUGRI	NDC	M	52	15,443	44.50%	<input checked="" type="checkbox"/>	
JOHN BIBIRIM	DFP	M	24	188	0.54%	<input type="checkbox"/>	
ALHASSAN ZIBLIM	IND	M	43	406	1.17%	<input type="checkbox"/>	
Valid Votes 34,701		Rejected Votes 1098	Total Votes Cast 35,799			Turn-Out: 74.89%	
Constituency	GUSHEIEGU						Registered Voters: 37,958
Name	Party	Sex	Age	Votes	Pct	Elected	
RITA TANI IDDI	NPP	F	59	14,035	47.94%	<input type="checkbox"/>	
DANG-YI VINCENT	PNC	M	34	194	0.66%	<input type="checkbox"/>	
KWESI THOMAS NASSAN	NDC	M	36	14,732	50.32%	<input checked="" type="checkbox"/>	
ABUKARI AMADU	DFP	M	34	135	0.46%	<input type="checkbox"/>	
IDDRISU A. RASHID	DPP	M	23	51	0.17%	<input type="checkbox"/>	
ABDULAI ALHASSAN	CPP	M	36	131	0.45%	<input type="checkbox"/>	
Valid Votes 29,278		Rejected Votes 1180	Total Votes Cast 30,458			Turn-Out: 80.24%	

Electoral Commission of Ghana

Detailed Parliamentary Election Results

Date of Election:- Sunday, 7th December 2008

Region	NORTHERN						
Constituency	KARAGA						Registered Voters: 32,050
Name	Party	Sex	Age	Votes	Pcnt	Elected	
BABA WAHAB	NPP	M	38	9,333	39.81%	<input type="checkbox"/>	
MOHAMMED TONG DOO	PNC	M	36	301	1.28%	<input type="checkbox"/>	
IDDRISU DAWUDA	NDC	M	58	13,352	56.96%	<input checked="" type="checkbox"/>	
HARUNA ABUKARI	DFP	M	50	264	1.13%	<input type="checkbox"/>	
ADAM YUSSIFU	DPP	M	30	105	0.45%	<input type="checkbox"/>	
ADAM ABUBAKARI MOHAMMED	CPP	M	25	86	0.37%	<input type="checkbox"/>	
Valid Votes 23,441		Rejected Votes 695		Total Votes Cast 24,136		Turn-Out: 75.31%	
Constituency	KPANDAI						Registered Voters: 39,715
Name	Party	Sex	Age	Votes	Pcnt	Elected	
ALBERT KOFI BOW	NPP	M	49	9,839	35.26%	<input type="checkbox"/>	
LIKPALIMOR KWAJO TAWIA	NDC	M	48	10,391	37.24%	<input checked="" type="checkbox"/>	
MOHAMMED ABUBAKARI GOBAR	CPP	M	56	262	0.94%	<input type="checkbox"/>	
HABIB ISSAKA	IND	M	34	1,685	6.04%	<input type="checkbox"/>	
DANIEL NSALA WAKPAL	IND	M	33	2,054	7.36%	<input type="checkbox"/>	
NYIMAKAN E MAYOR	IND	M	38	752	2.69%	<input type="checkbox"/>	
TIMOTHY BARNABAS NAKOJA	IND	M	53	2,922	10.47%	<input type="checkbox"/>	
Valid Votes 27,905		Rejected Votes 1,088		Total Votes Cast 28,993		Turn-Out: 73.00%	
Constituency	KUMBUNGU						Registered Voters: 36,459
Name	Party	Sex	Age	Votes	Pcnt	Elected	
ALIDU BINDA TALHAT	NPP	M	44	6,096	22.78%	<input type="checkbox"/>	
IMORO YAKUBU	NDC	M	50	18,155	67.84%	<input checked="" type="checkbox"/>	
PETER IBRAHIM NEIDOW	CPP	M	36	2,512	9.39%	<input type="checkbox"/>	
Valid Votes 26,763		Rejected Votes 567		Total Votes Cast 27,330		Turn-Out: 74.96%	
Constituency	MION						Registered Voters: 39,956
Name	Party	Sex	Age	Votes	Pcnt	Elected	
SAMUEL NEGIN KWASI MAHAMA	NPP	M	36	11,815	41.95%	<input type="checkbox"/>	
DR. ALHASSAN AHMED YAKUBU	NDC	M	51	12,050	42.78%	<input checked="" type="checkbox"/>	
IDDISAH KOJO JACOB	DFP	M	54	2,522	8.95%	<input type="checkbox"/>	
YAKUBU ANDANI IDDRISU	CPP	M	60	752	2.67%	<input type="checkbox"/>	
SULEMANA ABU	IND	M	50	1,027	3.65%	<input type="checkbox"/>	
Valid Votes 28,166		Rejected Votes 884		Total Votes Cast 29,050		Turn-Out: 72.70%	

Electoral Commission of Ghana

Detailed Parliamentary Election Results

Date of Election:- Sunday, 7th December 2008

Region **NORTHERN**

Constituency		Registered Voters: 18,825					
NANTON							
Name	Party	Sex	Age	Votes	Pcnt	Elected	
ALHAJI ABDUL-KAREEM	NPP	M	60	6,868	45.93%	<input checked="" type="checkbox"/>	
YAKUBU ABDULAI	PNC	M	24	100	0.67%	<input type="checkbox"/>	
ALHAJI ALHASSAN YAKUBU	NDC	M	59	6,177	41.31%	<input type="checkbox"/>	
IBRAHIM MANSURU CHENO	DFP	M	36	177	1.18%	<input type="checkbox"/>	
IDDI ALHASSAN SHITOBU	CPP	M	36	1,630	10.90%	<input type="checkbox"/>	
Valid Votes <u>14,952</u>		Rejected Votes <u>476</u>	Total Votes Cast <u>15,428</u>	Turn-Out: <u>81.95%</u>			

Constituency		Registered Voters: 26,423					
SABOBA							
Name	Party	Sex	Age	Votes	Pcnt	Elected	
CHARLES BINTIN BINIPOM	NPP	M	44	8,944	42.92%	<input type="checkbox"/>	
BUKARI NIKPE JOSEPH	NDC	M	39	10,331	49.58%	<input checked="" type="checkbox"/>	
KENNETH WUJANGI	DFP	M	60	571	2.74%	<input type="checkbox"/>	
PENAJA BISMARCK NYAKAL	CPP	M	42	993	4.77%	<input type="checkbox"/>	
Valid Votes <u>20,839</u>		Rejected Votes <u>640</u>	Total Votes Cast <u>21,479</u>	Turn-Out: <u>81.29%</u>			

Constituency		Registered Voters: 50,032					
SALAGA							
Name	Party	Sex	Age	Votes	Pcnt	Elected	
ABU-BAKAR SADDIQUE BONIFACE	NPP	M	48	16,837	45.38%	<input type="checkbox"/>	
FUSEINI ABUBAKARI	PNC	M	23	219	0.59%	<input type="checkbox"/>	
IBRAHIM DEY ABUBAKARI	NDC	M	50	19,714	53.14%	<input checked="" type="checkbox"/>	
MAHAMA JOHN SHIRAZU	DFP	M	27	150	0.40%	<input type="checkbox"/>	
SALUHU ABUBAKARI	DPP	M	36	45	0.12%	<input type="checkbox"/>	
IDDRISU ABU	CPP	M	33	136	0.37%	<input type="checkbox"/>	
Valid Votes <u>37,101</u>		Rejected Votes <u>704</u>	Total Votes Cast <u>37,805</u>	Turn-Out: <u>75.56%</u>			

Constituency		Registered Voters: 36,851					
SALWA-TUNA-KALBA							
Name	Party	Sex	Age	Votes	Pcnt	Elected	
JOSEPH HONGIRI NAAH VUGU	NPP	M	52	8,068	38.33%	<input type="checkbox"/>	
YAAPUO EDWARD KWABENA	PNC	M	50	313	1.49%	<input type="checkbox"/>	
SODITEY DARI DONALD	NDC	M	51	12,290	58.38%	<input checked="" type="checkbox"/>	
GILBIERI JONATHAN LAAMIITEY	DFP	M	31	142	0.67%	<input type="checkbox"/>	
ABDULAI A. WAHID	CPP	M	33	237	1.13%	<input type="checkbox"/>	
Valid Votes <u>21,050</u>		Rejected Votes <u>1301</u>	Total Votes Cast <u>22,351</u>	Turn-Out: <u>60.65%</u>			

Electoral Commission of Ghana

Detailed Parliamentary Election Results

Date of Election:- Sunday, 7th December 2008

Region **NORTHERN**

Constituency		Registered Voters: 38,520					
SAVELUGU							
Name	Party	Sex	Age	Votes	Pcnt	Elected	
ABUKARI ALHASSAN ABDULAI	NPP	M	45	10,622	35.92%	<input type="checkbox"/>	
MAHAMA IDDRISU	PNC	M	34	183	0.62%	<input type="checkbox"/>	
HAJIA MARY SALIFU BOFORO	NDC	F	58	17,056	57.68%	<input checked="" type="checkbox"/>	
ABDUL-AZIZ ZIBLIM	DFP	M	52	173	0.59%	<input type="checkbox"/>	
ABDULAI MASHOUD GBAMBEGU	DPP	M	33	158	0.53%	<input type="checkbox"/>	
ALHASSAN MOHAMMED AWAL	CPP	M	37	366	1.24%	<input type="checkbox"/>	
ABDALLAH ABASS	IND	M	32	852	2.88%	<input type="checkbox"/>	
MOHAMMED YUSHAWU	NVP	M	26	160	0.54%	<input type="checkbox"/>	
Valid Votes <u>29,570</u>		Rejected Votes <u>710</u>	Total Votes Cast <u>30,280</u>	Turn-Out: <u>78.61%</u>			

Constituency		Registered Voters: 84,346					
TAMALE CENTRAL							
Name	Party	Sex	Age	Votes	Pcnt	Elected	
MOHAMMED AMIN ADAM	NPP	M	34	19,483	31.50%	<input type="checkbox"/>	
BABY MADI	PNC	F	39	408	0.66%	<input type="checkbox"/>	
INUSAH ABDULAI FUSEINI	NDC	M	48	40,625	65.68%	<input checked="" type="checkbox"/>	
IBRAHIM K. ABDUL-RAHAMAN	DFP	M	32	248	0.40%	<input type="checkbox"/>	
IVY AMEDIOR	DPP	F	26	59	0.10%	<input type="checkbox"/>	
ABU ISMAIL	CPP	M	23	918	1.48%	<input type="checkbox"/>	
EMMANUEL MENSAH	RPD	M	27	66	0.11%	<input type="checkbox"/>	
ISSAH AHMED	NVP	M		44	0.07%	<input type="checkbox"/>	
Valid Votes <u>61,851</u>		Rejected Votes <u>441</u>	Total Votes Cast <u>62,292</u>	Turn-Out: <u>73.85%</u>			

Constituency		Registered Voters: 75,276					
TAMALE NORTH							
Name	Party	Sex	Age	Votes	Pcnt	Elected	
ABDEL-MAJEED HAROUN	NPP	M	56	11,171	20.33%	<input type="checkbox"/>	
EMELIA AFUA AWUNI	PNC	F	56	501	0.91%	<input type="checkbox"/>	
HON. ALHAJI ABUKARI SUMANI	NDC	M	62	31,127	56.64%	<input checked="" type="checkbox"/>	
SALIFU ANASS	DFP	M	28	199	0.36%	<input type="checkbox"/>	
ABU ALHASSAN NYABTO	CPP	M	56	610	1.11%	<input type="checkbox"/>	
ALHASSAN DAHAMANI	IND	M	40	11,254	20.48%	<input type="checkbox"/>	
MOHAMMED MUMUNI SIGLI	NVP	M		98	0.18%	<input type="checkbox"/>	
Valid Votes <u>54,960</u>		Rejected Votes <u>712</u>	Total Votes Cast <u>55,672</u>	Turn-Out: <u>73.96%</u>			

Electoral Commission of Ghana

Detailed Parliamentary Election Results

Date of Election:- Sunday, 7th December 2008

Region	NORTHERN						
Constituency	TAMALE SOUTH						Registered Voters: 78,168
Name	Party	Sex	Age	Votes	Pct	Elected	
IBRAHIM ABDUL-KADIRI	NPP	M	48	11,356	20.06%	<input type="checkbox"/>	
IDDRISU HARUNA	NDC	M	38	44,332	78.30%	<input checked="" type="checkbox"/>	
IBRAHIM MARIAM	DPP	F	26	213	0.38%	<input type="checkbox"/>	
ALHAJI FUSEINI IBN ALHASSAN	CPP	M	62	717	1.27%	<input type="checkbox"/>	
Valid Votes	56,618	Rejected Votes	605	Total Votes Cast	57,223	Turn-Out:	73.21%
Constituency	TOLON						Registered Voters: 46,223
Name	Party	Sex	Age	Votes	Pct	Elected	
WAHAB SUHIYINI WUMBEI	NPP	M	53	16,499	47.90%	<input type="checkbox"/>	
DOKURUGU A. SULEMANA	PNC	M	27	373	1.08%	<input type="checkbox"/>	
UMAR ABDUL-RAZAK	NDC	M	33	16,993	49.33%	<input checked="" type="checkbox"/>	
SULE ZAKARIA (APPIAH)	DFP	M	35	580	1.68%	<input type="checkbox"/>	
Valid Votes	34,445	Rejected Votes	0	Total Votes Cast	34,445	Turn-Out:	74.52%
Constituency	WALEWALE						Registered Voters: 45,756
Name	Party	Sex	Age	Votes	Pct	Elected	
NABILA SULEMANA	NPP	M	62	12,828	37.60%	<input type="checkbox"/>	
ABDALLAH ABUBAKARI	PNC	M	38	7,020	20.58%	<input type="checkbox"/>	
ALIDU IDDRISU ZAKARI	NDC	M	52	13,839	40.57%	<input checked="" type="checkbox"/>	
ADAM MAMPAYA DADIMSUGRU	DFP	M	42	161	0.47%	<input type="checkbox"/>	
AZARATU IDDIRSU SAMPA	CPP	F	26	265	0.78%	<input type="checkbox"/>	
Valid Votes	34,113	Rejected Votes	1013	Total Votes Cast	35,126	Turn-Out:	76.77%
Constituency	WULENSI						Registered Voters: 36,418
Name	Party	Sex	Age	Votes	Pct	Elected	
THOMAS DONKOR OGAJAH	NPP	M	38	8,538	31.14%	<input type="checkbox"/>	
THOMAS MUYABI	PNC	M	30	171	0.62%	<input type="checkbox"/>	
LALIRI GEORGE MABAN	NDC	M	54	8,335	30.40%	<input type="checkbox"/>	
MUSAH ZIBLIM STAR BOY	CPP	M	51	196	0.71%	<input type="checkbox"/>	
ALHAJI SAANI IDDI	IND	M	52	10,174	37.11%	<input checked="" type="checkbox"/>	
Valid Votes	27,414	Rejected Votes	1105	Total Votes Cast	28,519	Turn-Out:	78.31%

Electoral Commission of Ghana

Detailed Parliamentary Election Results

Date of Election:- Sunday, 7th December 2008

Region NORTHERN

Constituency		Registered Voters: 16,261					
YAGABA/KUBORI							
Name	Party	Sex	Age	Votes	Pcnt	Elected	
DAHAMANI AZUNDOW	NPP	M	42	5,130	42.47%	<input type="checkbox"/>	
SUMANI HARUNA	PNC	M		202	1.67%	<input type="checkbox"/>	
IBRAHIM ABDUL-RAUF TANKO	NDC	M	40	6,460	53.48%	<input checked="" type="checkbox"/>	
DAMMA SALIFU	DFP	M	42	288	2.38%	<input type="checkbox"/>	
Valid Votes 12,080		Rejected Votes 223		Total Votes Cast 12,303		Turn-Out: 75.66%	

Constituency		Registered Voters: 39,753					
YAPEI/KUSAWGU							
Name	Party	Sex	Age	Votes	Pcnt	Elected	
YAKUBU ZAKARIA	NPP	M	42	12,372	48.12%	<input type="checkbox"/>	
BAUH GEORGE INUSAH	PNC	M	34	318	1.24%	<input type="checkbox"/>	
AMADU SEIDU	NDC	M	54	12,517	48.68%	<input checked="" type="checkbox"/>	
YAHAYA SHAIBU	DFP	M	32	288	1.12%	<input type="checkbox"/>	
ISSAHAKU IDDISAH	DPP	M	26	53	0.21%	<input type="checkbox"/>	
SAPPOR ISSAC TETTEH	CPP	M	32	164	0.64%	<input type="checkbox"/>	
ABUBAKARI ABASS ALHASSAN	IND	M	44			<input type="checkbox"/>	
Valid Votes 25,712		Rejected Votes 857		Total Votes Cast 26,569		Turn-Out: 66.84%	

Constituency		Registered Voters: 39,236					
YENDI							
Name	Party	Sex	Age	Votes	Pcnt	Elected	
ALHAJI MALIK ALHASSAN YAKUBU	NPP	M	63	10,539	34.85%	<input type="checkbox"/>	
SALIFU UMAR WUNINMI	PNC	M	39	123	0.41%	<input type="checkbox"/>	
SULEMANA IBUN IDDRISU (BABA)	NDC	M	63	11,299	37.36%	<input checked="" type="checkbox"/>	
ALHASSAN SULEMANA DANLADI	DFP	M	48	777	2.57%	<input type="checkbox"/>	
AMADU ABUKARI	CPP	M	33	164	0.54%	<input type="checkbox"/>	
SIR ZUUT TUTUGRI MUBARAK TUTANKHAM	IND	M	48	51	0.17%	<input type="checkbox"/>	
ABUKARI M. MAHAMUD	IND	M	40	7,288	24.10%	<input type="checkbox"/>	
Valid Votes 30,241		Rejected Votes 580		Total Votes Cast 30,821		Turn-Out: 78.55%	

Electoral Commission of Ghana

Detailed Parliamentary Election Results

Date of Election:- Sunday, 7th December 2008

Region NORTHERN

Constituency		Registered Voters: 43,552					
ZABZUGU/TATALE							
Name	Party	Sex	Age	Votes	Pcnt	Elected	
JABAAH JOHN BENNAM	NPP	M	43	18,760	57.38%	<input checked="" type="checkbox"/>	
AHMED SIDDIQ ABDULAI	PNC	M	34	258	0.79%	<input type="checkbox"/>	
THOMAS BOREPONG LATEN	NDC	M	43	11,218	34.31%	<input type="checkbox"/>	
IBRAHIM MOHAMMED SAANI	DFP	M	37	86	0.26%	<input type="checkbox"/>	
ADAM AZIMA	CPP	M	42	2,374	7.26%	<input type="checkbox"/>	
Valid Votes		32,696	Rejected Votes	1161	Total Votes Cast	33,857	Turn-Out: 77.74%

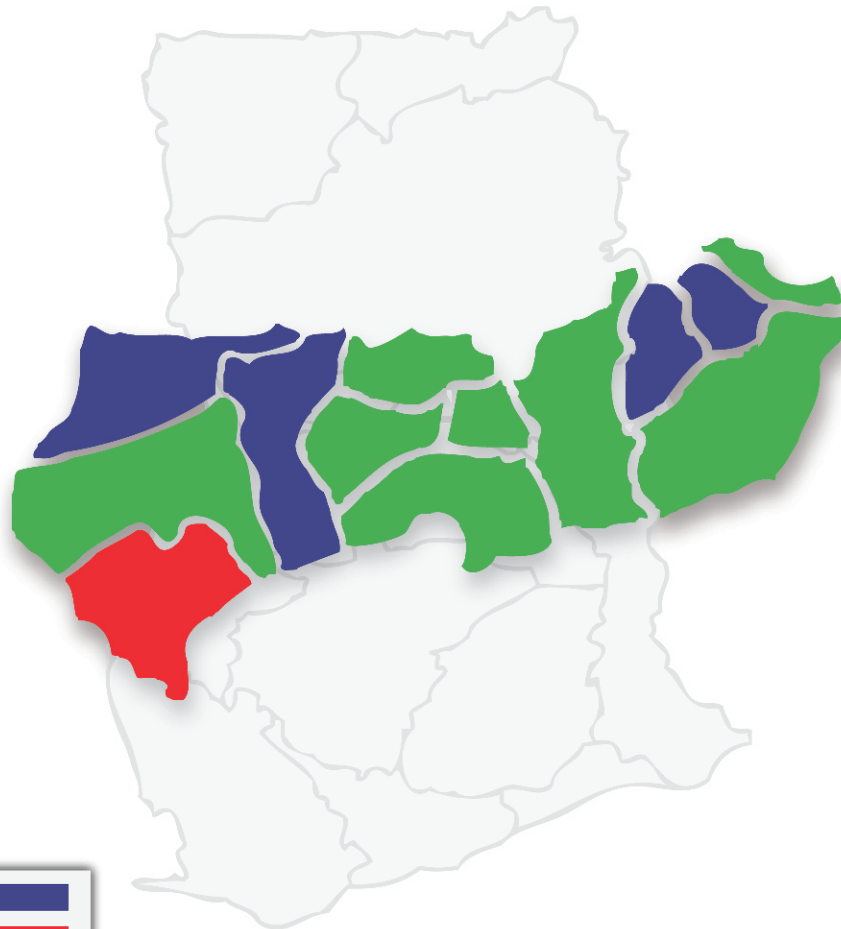
— |

| —

— |

| —

UPPER EAST REGION



NPP	Dark Blue
PNC	Red
NDC	Green
DFP	Orange
DPP	Light Blue
CPP	Yellow
RPD	Pink
IND	Grey

Electoral Commission of Ghana

Detailed Parliamentary Election Results

Date of Election:- Sunday, 7th December 2008

Region	UPPER EAST						
Constituency	BAWKU CENTRAL				Registered Voters: 56,996		
Name	Party	Sex	Age	Votes	Pcnt	Elected	
ADAMU DARAMANI	NPP	M	46	20,157	53.44%	<input checked="" type="checkbox"/>	
AMIDU ALHAJI MAMUDU SISALA	PNC	M	52	54	0.14%	<input type="checkbox"/>	
MAHAMA AYARIGA	NDC	M	34	17,385	46.09%	<input type="checkbox"/>	
ALHAJI IMORO YARO-N-KANO	DFP	M	52	71	0.19%	<input type="checkbox"/>	
RODALIN IMORU AYARNA	CPP	F	50	52	0.14%	<input type="checkbox"/>	
Valid Votes 37,719				Rejected Votes 50	Total Votes Cast 37,769	Turn-Out: 66.27%	
Constituency	BINDURI				Registered Voters: 27,610		
Name	Party	Sex	Age	Votes	Pcnt	Elected	
STEPHEN YAKUBU	NPP	M	42	9,103	50.43%	<input checked="" type="checkbox"/>	
AZURE CYRIAN AYENDAGO	PNC	M	46	292	1.62%	<input type="checkbox"/>	
MARK ANTHONY AWINI	NDC	M	68	8,357	46.30%	<input type="checkbox"/>	
ELIAS AYEEBO	DFP	M	54	120	0.66%	<input type="checkbox"/>	
NDEZURE PETER	DPP	M	24	75	0.42%	<input type="checkbox"/>	
BARICHIE T YAKUBU	CPP	M	59	103	0.57%	<input type="checkbox"/>	
Valid Votes 18,050				Rejected Votes 603	Total Votes Cast 18,653	Turn-Out: 67.56%	
Constituency	BOLGATANGA				Registered Voters: 73,299		
Name	Party	Sex	Age	Votes	Pcnt	Elected	
MERCY ALIMU MUSAH A	NPP	F	53	10,063	20.25%	<input type="checkbox"/>	
DAVID APASERA	PNC	M	46	10,009	20.14%	<input type="checkbox"/>	
AKOLBIRE EMMANUEL OPAM-BROWN	NDC	M	48	28,656	57.66%	<input checked="" type="checkbox"/>	
ANYEMA ROBERT ABIIRO	DFP	M	51	229	0.46%	<input type="checkbox"/>	
AWUNI ATIAH SOLOMON	DPP	M	50	97	0.20%	<input type="checkbox"/>	
EVELYN LAMISI ANABILA	CPP	F	44	640	1.29%	<input type="checkbox"/>	
Valid Votes 49,694				Rejected Votes 1172	Total Votes Cast 50,866	Turn-Out: 69.40%	
Constituency	BONGO				Registered Voters: 43,232		
Name	Party	Sex	Age	Votes	Pcnt	Elected	
ASAMPANA AKURIGO FRANCIS	NPP	M	56	9,817	32.56%	<input type="checkbox"/>	
JACOB KOFI NSOH	PNC	M	46	2,973	9.86%	<input type="checkbox"/>	
ALBERT ABONGO	NDC	M	49	17,073	56.63%	<input checked="" type="checkbox"/>	
BENEDICT ADUKO	CPP	M	72	286	0.95%	<input type="checkbox"/>	
Valid Votes 30,149				Rejected Votes 892	Total Votes Cast 31,041	Turn-Out: 71.80%	

Electoral Commission of Ghana

Detailed Parliamentary Election Results

Date of Election:- Sunday, 7th December 2008

Region	UPPER EAST						
Constituency	BUILSA NORTH						Registered Voters: 26,249
Name	Party	Sex	Age	Votes	Pcnt	Elected	
AGNES ASANGALISA CHIGABATIA	NPP	F	52	6,988	36.46%	<input type="checkbox"/>	
THOMAS AKUM-YOUG	PNC	M	55	3,361	17.54%	<input type="checkbox"/>	
TIMOTHY AWOTIIRIM ATABOADEY	NDC	M	38	8,259	43.09%	<input checked="" type="checkbox"/>	
DOMINIC DAVINUS ATIBIL	CPP	M	59	557	2.91%	<input type="checkbox"/>	
Valid Votes 19,165		Rejected Votes 688		Total Votes Cast 19,853		Turn-Out: 75.63%	
Constituency	BUILSA SOUTH						Registered Voters: 15,664
Name	Party	Sex	Age	Votes	Pcnt	Elected	
AKAACHOBLI KOJO DANIEL	NPP	M	42	2,938	26.49%	<input type="checkbox"/>	
ALHASSAN AZONG	PNC	M	43	4,047	36.49%	<input checked="" type="checkbox"/>	
ABOLIMBISA ROGER AKANTAGRIWEN	NDC	M	44	3,988	35.95%	<input type="checkbox"/>	
GIFTY AJAVUUK	DFP	F	39	39	0.35%	<input type="checkbox"/>	
AKABA ERIC	DPP	M	26	22	0.20%	<input type="checkbox"/>	
DANIEL KWALLINJAM KUNDE	CPP	M	43	58	0.52%	<input type="checkbox"/>	
Valid Votes 11,092		Rejected Votes 487		Total Votes Cast 11,579		Turn-Out: 73.92%	
Constituency	CHIANA-PAGA						Registered Voters: 43,917
Name	Party	Sex	Age	Votes	Pcnt	Elected	
ALOWE LEO KABA	NPP	M		8,323	29.90%	<input checked="" type="checkbox"/>	
NIAYIA FRANCIS SANTYAH	PNC	M		5,464	19.63%	<input type="checkbox"/>	
PELE ABUGA	NDC	M		7,380	26.51%	<input type="checkbox"/>	
AYIREVIRE DESMOND	CPP	M		105	0.38%	<input type="checkbox"/>	
RUDOLPH N. AMENGA-ETEGO	IND	M		6,567	23.59%	<input type="checkbox"/>	
Valid Votes 27,839		Rejected Votes 884		Total Votes Cast 28,723		Turn-Out: 65.40%	
Constituency	GARU/TEMPANE						Registered Voters: 51,624
Name	Party	Sex	Age	Votes	Pcnt	Elected	
SMARI ALHASSAN	NPP	M	46	15,650	45.86%	<input type="checkbox"/>	
TUYAAB HARUNA MINTAR	PNC	M	30	445	1.30%	<input type="checkbox"/>	
DOMINIC AZIMBE AZUMAH	NDC	M	58	16,318	47.82%	<input checked="" type="checkbox"/>	
DAHAMANI EDWARD	DFP	M	63	1,241	3.64%	<input type="checkbox"/>	
CHRIS ANABA ALLEM	CPP	M	56	471	1.38%	<input type="checkbox"/>	
Valid Votes 34,125		Rejected Votes 1235		Total Votes Cast 35,360		Turn-Out: 68.50%	

Electoral Commission of Ghana

Detailed Parliamentary Election Results

Date of Election:- Sunday, 7th December 2008

Region UPPER EAST

Constituency		Registered Voters: 15,611					
Name	Party	Sex	Age	Votes	Pcnt	Elected	
BONIFACE AGAMBILA ADAGBILA	NPP	M	49	5,097	45.39%	<input type="checkbox"/>	
SOMTIM TOBIGA	PNC	M	59	715	6.37%	<input type="checkbox"/>	
ASAGA MOSES	NDC	M	51	5,369	47.81%	<input checked="" type="checkbox"/>	
TAMPUGRE AYENYETA WILLIAM	CPP	M	50	49	0.44%	<input type="checkbox"/>	
Valid Votes 11,230		Rejected Votes 258	Total Votes Cast 11,488		Turn-Out: 73.59%		

Constituency		Registered Voters: 43,917					
Name	Party	Sex	Age	Votes	Pcnt	Elected	
JOSEPH KOFI ADDA	NPP	M	52	14,354	45.23%	<input checked="" type="checkbox"/>	
GABRIEL PWAMANG	PNC	M	48	4,026	12.69%	<input type="checkbox"/>	
MARK OWEN WOYONGO	NDC	M	62	13,224	41.67%	<input type="checkbox"/>	
ANGA FORTUNE	CPP	M	26	133	0.42%	<input type="checkbox"/>	
Valid Votes 31,737		Rejected Votes 870	Total Votes Cast 32,607		Turn-Out: 74.25%		

Constituency		Registered Voters: 27,555					
Name	Party	Sex	Age	Votes	Pcnt	Elected	
MOHAMMED IMORO ASOKO	NPP	M	57	5,021	32.01%	<input type="checkbox"/>	
AZONGO PETER TASIRI	PNC	M	62	391	2.49%	<input type="checkbox"/>	
ATINGBAN SIMON	NDC	M	54	8,803	56.13%	<input checked="" type="checkbox"/>	
ABUGBILA DANIEL	CPP	M	36	1,469	9.37%	<input type="checkbox"/>	
Valid Votes 15,684		Rejected Votes 816	Total Votes Cast 16,500		Turn-Out: 59.88%		

Constituency		Registered Voters: 31,993					
Name	Party	Sex	Age	Votes	Pcnt	Elected	
BISNAB SEBASTIAN TIBIL	NPP	M	56	7,496	34.73%	<input type="checkbox"/>	
MICHAEL WOMBEOGO	PNC	M	36	4,394	20.36%	<input type="checkbox"/>	
AKOLOGU JOHN TIA	NDC	M	54	9,548	44.23%	<input checked="" type="checkbox"/>	
GRACE AKUA YINMADUG	DFP	F	40	148	0.69%	<input type="checkbox"/>	
Valid Votes 21,586		Rejected Votes 872	Total Votes Cast 22,458		Turn-Out: 70.20%		

Electoral Commission of Ghana

Detailed Parliamentary Election Results

Date of Election:- Sunday, 7th December 2008

Region UPPER EAST

Constituency		Registered Voters: 44,261					
ZEBILLA							
Name	Party	Sex	Age	Votes	Pct	Elected	
APPIAH MOSES ABAARE	NPP	M	52	10,470	32.50%	<input type="checkbox"/>	
CLETUS APULAVOKA	NDC	M		13,074	40.58%	<input checked="" type="checkbox"/>	
ATIAH KUDUGU	DPP	M		236	0.73%	<input type="checkbox"/>	
AZUMAH YUSIF NDAGO	CPP	M	56	273	0.85%	<input type="checkbox"/>	
SULLEY AWANNI AGHOLISI	IND	M	57	1,461	4.54%	<input type="checkbox"/>	
JOHN AKPARIBO NDEBUGRI	IND	M	58	6,701	20.80%	<input type="checkbox"/>	
Valid Votes 32,215		Rejected Votes 1,019		Total Votes Cast 33,234		Turn-Out: 75.09%	

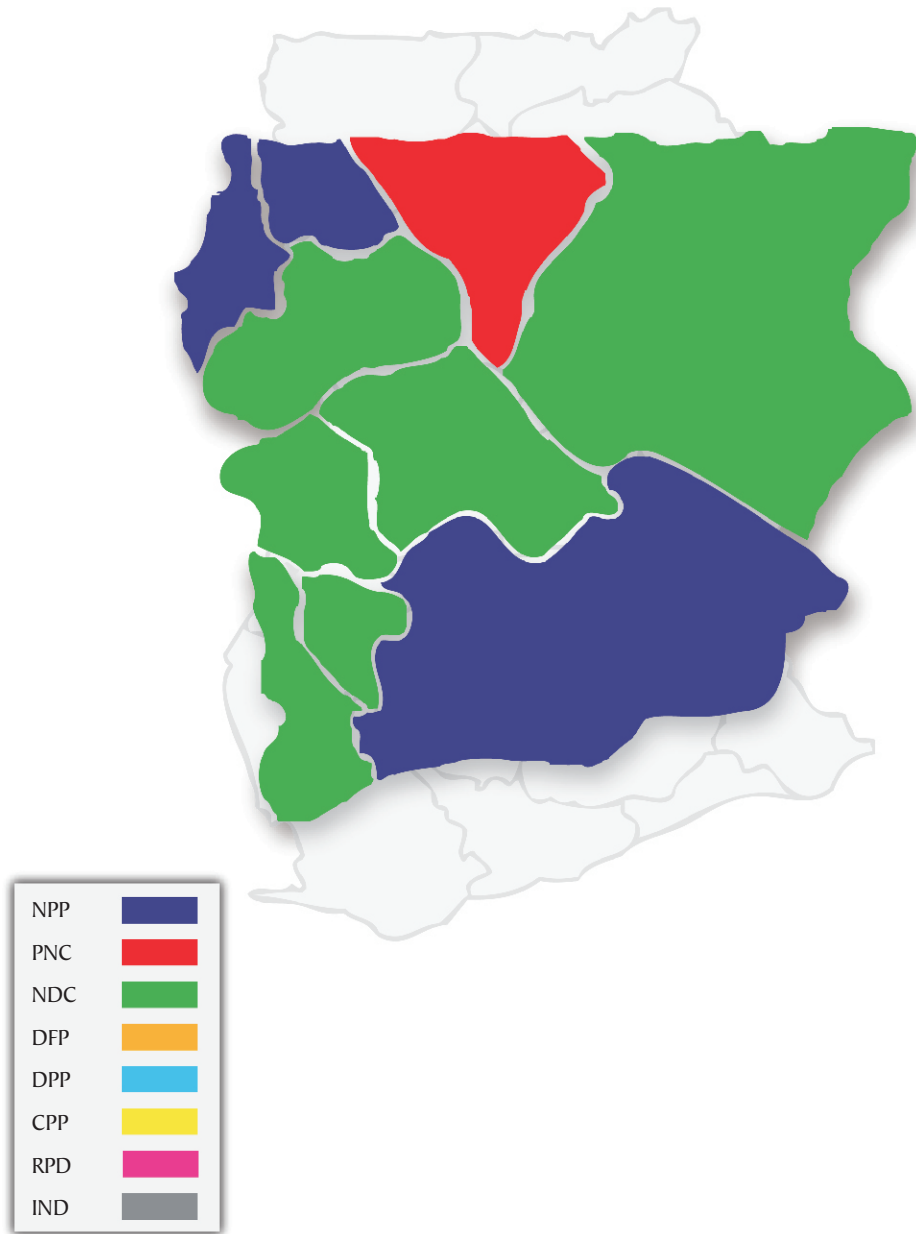
— |

| —

— |

| —

UPPER WEST REGION



Electoral Commission of Ghana

Detailed Parliamentary Election Results

Date of Election:- Sunday, 7th December 2008

Region UPPER WEST

Constituency		Registered Voters: 34,258					
JIRAPA							
Name	Party	Sex	Age	Votes	Pcnt	Elected	
JUSTIN BAYELAH DAKORAH	NPP	M	57	6,944	34.02%	<input type="checkbox"/>	
ABU ARTHUR	PNC	M	31	432	2.12%	<input type="checkbox"/>	
EDWARD KOJO SALIA	NDC	M	56	12,791	62.66%	<input checked="" type="checkbox"/>	
ANGSIEMA JOYCELYN	DPP	F	32	127	0.62%	<input type="checkbox"/>	
MUONAAH ELIZABETH	CPP	F	45	119	0.58%	<input type="checkbox"/>	
Valid Votes 20,413		Rejected Votes 460		Total Votes Cast 20,873		Turn-Out: 60.93%	

Constituency		Registered Voters: 18,875					
LAMBUSSIE							
Name	Party	Sex	Age	Votes	Pcnt	Elected	
JOHN DUOGHR BALOROO	NPP	M	51	6,513	55.41%	<input checked="" type="checkbox"/>	
AMOAH T. BASING	PNC	M	27	261	2.22%	<input type="checkbox"/>	
ALICE TENI BOON	NDC	F	46	4,716	40.12%	<input type="checkbox"/>	
BALOROO BALISOSIE DAVID	DFP	M	35	124	1.05%	<input type="checkbox"/>	
BELE-IRS VITUS	CPP	M	30	141	1.20%	<input type="checkbox"/>	
Valid Votes 11,755		Rejected Votes 412		Total Votes Cast 12,167		Turn-Out: 64.46%	

Constituency		Registered Voters: 48,036					
LAWRA							
Name	Party	Sex	Age	Votes	Pcnt	Elected	
AMBROSE P.DERY	NPP	M	52	14,742	47.08%	<input checked="" type="checkbox"/>	
FATCHU HENRY	PNC	M	32	566	1.81%	<input type="checkbox"/>	
BENJAMINE KUNBOUR	NDC	M	51	13,783	44.02%	<input type="checkbox"/>	
BEDE ZIEDENG	DFP	M	54	1,428	4.56%	<input type="checkbox"/>	
NGMENKYE C. YELVELE	DPP	M	25	507	1.62%	<input type="checkbox"/>	
DABUO WILSON	CPP	M	30	288	0.92%	<input type="checkbox"/>	
Valid Votes 31,314		Rejected Votes 1,340		Total Votes Cast 32,654		Turn-Out: 67.98%	

Electoral Commission of Ghana

Detailed Parliamentary Election Results

Date of Election:- Sunday, 7th December 2008

Region UPPER WEST

Constituency	NADOWLI EAST				Registered Voters: 15,648		
Name	Party	Sex	Age	Votes	Pcnt	Elected	
ROBERT EKOR DASSH	NPP	M	54	4,676	46.19%	<input type="checkbox"/>	
JONAS BANOEBARA TINGANI	PNC	M	40	165	1.63%	<input type="checkbox"/>	
MATHIAS ASOMA PUOZAA	NDC	M	60	4,789	47.30%	<input checked="" type="checkbox"/>	
WOR NAAH NGMEN-GAMB	DFP	M	26	428	4.23%	<input type="checkbox"/>	
GEORGE TIESAAH AZAADONG	CPP	M	40	66	0.65%	<input type="checkbox"/>	
Valid Votes 10,124				Rejected Votes 328	Total Votes Cast 10,452	Turn-Out: 66.79%	

Constituency	NADOWLI WEST				Registered Voters: 32,956		
Name	Party	Sex	Age	Votes	Pcnt	Elected	
WG CDR ERIC KWESI DAKURAH	NPP	M	62	3,676	17.50%	<input type="checkbox"/>	
CLEMENT K. SENCHI	PNC	M	53	471	2.24%	<input type="checkbox"/>	
ALBAN SUMANI KINSFORD BAGBIN	NDC	M	51	12,997	61.87%	<input checked="" type="checkbox"/>	
JOACHIM KAKRA BONSU	DFP	M	35	844	4.02%	<input type="checkbox"/>	
EMMANUEL KWESI NASAAL	CPP	M	54	87	0.41%	<input type="checkbox"/>	
ISHAK GAABA DAPILAA	IND	M	51	2,931	13.95%	<input type="checkbox"/>	
Valid Votes 21,006				Rejected Votes 615	Total Votes Cast 21,621	Turn-Out: 65.61%	

Constituency	SISSALA EAST				Registered Voters: 27,105		
Name	Party	Sex	Age	Votes	Pcnt	Elected	
ISSAH BAWORUN AHMED	NPP	M	56	5,126	27.02%	<input type="checkbox"/>	
MOSES DANI BAAH	PNC	M	57	6,798	35.83%	<input type="checkbox"/>	
ALHASSAN DUBIE HALUTIE	NDC	F	61	7,050	37.16%	<input checked="" type="checkbox"/>	
Valid Votes 18,974				Rejected Votes 703	Total Votes Cast 19,677	Turn-Out: 72.60%	

Constituency	SISSALA WEST				Registered Voters: 23,151		
Name	Party	Sex	Age	Votes	Pcnt	Elected	
GEORGE HIKAH BENSON	NPP	M	45	4,555	27.86%	<input type="checkbox"/>	
BAYIRGA HARUNA	PNC	M	56	6,001	36.70%	<input checked="" type="checkbox"/>	
ROBERT BAKAH WAVEI	NDC	M	54	5,527	33.80%	<input type="checkbox"/>	
IBRAHIM LIOUS	DFP	M	41	72	0.44%	<input type="checkbox"/>	
J.B. ADUNAH	CPP	M	64	197	1.20%	<input type="checkbox"/>	
Valid Votes 16,352				Rejected Votes 666	Total Votes Cast 17,018	Turn-Out: 73.51%	

Electoral Commission of Ghana

Detailed Parliamentary Election Results

Date of Election:- Sunday, 7th December 2008

Region UPPER WEST

Constituency	WA CENTRAL				Registered Voters: 62,896		
Name	Party	Sex	Age	Votes	Pcnt	Elected	
ELEDI CLEMENT N. LUGRI	NPP	M	49	17,309	39.16%	<input type="checkbox"/>	
EDWARD AMADU MUMUNI	PNC	M	58	806	1.82%	<input type="checkbox"/>	
ABDUL-RASHIP PELPUO	NDC	M	45	25,428	57.53%	<input checked="" type="checkbox"/>	
IBRAHIM YUSIF	DFP	M	52	210	0.48%	<input type="checkbox"/>	
SALA SEIDU	DPP	M	46	58	0.13%	<input type="checkbox"/>	
ISSAKAQUE SULEMAN	CPP	M	30	391	0.88%	<input type="checkbox"/>	
Valid Votes 44,202				Rejected Votes 892	Total Votes Cast 45,094	Turn-Out: 71.70%	

Constituency	WA EAST				Registered Voters: 32,298		
Name	Party	Sex	Age	Votes	Pcnt	Elected	
BAYON GODREY TANGU	NPP	M	52	10,047	48.04%	<input checked="" type="checkbox"/>	
IBRAHIM HIDAYA SUNGJUN	PNC	M	22	371	1.77%	<input type="checkbox"/>	
AMEEN SALIFU	NDC	M	43	9,037	43.21%	<input type="checkbox"/>	
YAKUBU SANGU	CPP	M	38	140	0.67%	<input type="checkbox"/>	
ADAM BASUGLO SURAJDEEN	IND	M	34	1,319	6.31%	<input type="checkbox"/>	
Valid Votes 20,914				Rejected Votes 1023	Total Votes Cast 21,937	Turn-Out: 67.92%	

Constituency	WA WEST				Registered Voters: 33,611		
Name	Party	Sex	Age	Votes	Pcnt	Elected	
DARI DANIEL KUUSONGNO	NPP	M	39	4,455	21.15%	<input type="checkbox"/>	
IDDRISU IBRAHIM	PNC	M	25	243	1.15%	<input type="checkbox"/>	
JOSEPH YIELE CHIREH	NDC	M	54	10,468	49.69%	<input checked="" type="checkbox"/>	
KANDA AL-HASSAN	DPP	M	26	118	0.56%	<input type="checkbox"/>	
ZOYAARI JOHN	CPP	M	30	241	1.14%	<input type="checkbox"/>	
EDWARD B. YIRIMANBO	IND	M	64	5,541	26.30%	<input type="checkbox"/>	
Valid Votes 21,066				Rejected Votes 1146	Total Votes Cast 22,212	Turn-Out: 66.09%	

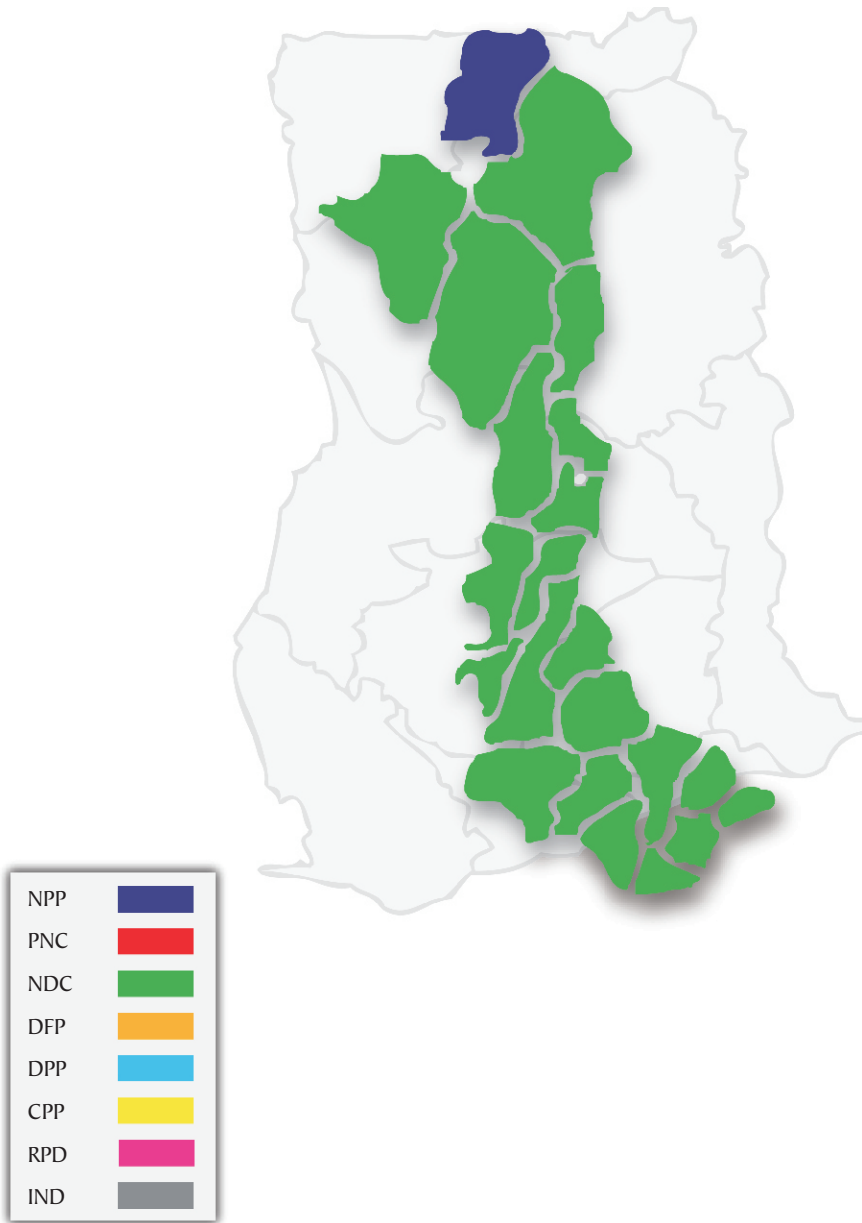
— |

| —

— |

| —

VOLTA REGION



Electoral Commission of Ghana

Detailed Parliamentary Election Results

Date of Election:- Sunday, 7th December 2008

Region		VOLTA							
Constituency	AKAN						Registered Voters:	37,240	
Name	Party	Sex	Age	Votes	Pcnt	Elected			
KOFI ADJEI NTIM	NPP	M	42	7,989	34.09%	<input type="checkbox"/>			
MAXWELL GYAMBIBY-ASONG	PNC	M	49	263	1.12%	<input type="checkbox"/>			
JOSEPH KWADWO OFORI	NDC	M	41	13,730	58.58%	<input checked="" type="checkbox"/>			
JUSTICE NKANI	DFP	M	46	97	0.41%	<input type="checkbox"/>			
RASHID ALAO	CPP	M	43	121	0.52%	<input type="checkbox"/>			
SOLOMON OKOREE	IND	M	55	85	0.36%	<input type="checkbox"/>			
AHMED MUNIRU	IND	M	26	362	1.54%	<input type="checkbox"/>			
GEORGE HARRISON	IND	M	46	791	3.37%	<input type="checkbox"/>			
		Valid Votes	23,438	Rejected Votes	425	Total Votes Cast	23,863	Turn-Out:	64.08%
Constituency	ANLO						Registered Voters:	46,653	
Name	Party	Sex	Age	Votes	Pcnt	Elected			
EDWARD KOFI AHIABOR	NPP	M	45	1,361	4.28%	<input type="checkbox"/>			
CHARLES MAWUENA TAY	PNC	M	46	263	0.83%	<input type="checkbox"/>			
CLEMENT KOFI HOMADO	NDC	M	54	29,185	91.87%	<input checked="" type="checkbox"/>			
SETH RAPHAEL ADZOKPA	DFP	M	36	147	0.46%	<input type="checkbox"/>			
AMELOR GODWIN	CPP	M	41	813	2.56%	<input type="checkbox"/>			
		Valid Votes	31,769	Rejected Votes	389	Total Votes Cast	32,158	Turn-Out:	68.93%
Constituency	AVENOR-AVE						Registered Voters:	54,440	
Name	Party	Sex	Age	Votes	Pcnt	Elected			
ABLEDU ANTHONY KOFI	NPP	M	53	1,955	5.68%	<input type="checkbox"/>			
EDWARD KORBLY DOE ADJAHO	NDC	M	51	23,419	68.10%	<input checked="" type="checkbox"/>			
KLUTSE D TONY	DFP	M	46	1,776	5.16%	<input type="checkbox"/>			
AGBOVI WISDOM	DPP	M	23	70	0.20%	<input type="checkbox"/>			
VINCENT NORGBEDZI KUDZO	CPP	M	51	619	1.80%	<input type="checkbox"/>			
SETH DOMME AGLAGO	IND	M	52	6,552	19.05%	<input type="checkbox"/>			
		Valid Votes	34,391	Rejected Votes	785	Total Votes Cast	35,176	Turn-Out:	64.61%

Electoral Commission of Ghana

Detailed Parliamentary Election Results

Date of Election:- Sunday, 7th December 2008

Region	VOLTA							
Constituency	BLAKOYE						Registered Voters:	35,737
Name	Party	Sex	Age	Votes	Pcnt	Elected		
KWASI OWUSU-YEBOAH	NPP	M	56	7,126	29.44%	<input type="checkbox"/>		
BANDUA EMMANUEL KWASI	NDC	M	59	16,083	66.44%	<input checked="" type="checkbox"/>		
ATSU NUWORKPORM	DFP	M	59	275	1.14%	<input type="checkbox"/>		
RICHARD AMOAKO	DPP	M	23	57	0.24%	<input type="checkbox"/>		
KPENTY PHILIP	CPP	M	21	666	2.75%	<input type="checkbox"/>		
Valid Votes	24,207	Rejected Votes	326	Total Votes Cast	24,533	Turn-Out:	68.65%	
Constituency	BUEM						Registered Voters:	30,067
Name	Party	Sex	Age	Votes	Pcnt	Elected		
BOB-CHARLES AGBENTOR	NPP	M	46	5,340	27.54%	<input type="checkbox"/>		
HENRYFORD KAMEL	NDC	M	47	12,766	65.83%	<input checked="" type="checkbox"/>		
PATIENCE AMA YIRENKYI	DFP	F	45	353	1.82%	<input type="checkbox"/>		
KWABENA AHENKORA OSEI BOAHENE	CPP	M	49	179	0.92%	<input type="checkbox"/>		
OBENG AKYEA RICHARD ASAFOATSE	IND	M	55	755	3.89%	<input type="checkbox"/>		
Valid Votes	19,393	Rejected Votes	203	Total Votes Cast	19,596	Turn-Out:	65.17%	
Constituency	CENTRAL TONGU						Registered Voters:	32,743
Name	Party	Sex	Age	Votes	Pcnt	Elected		
THOMAS MOORE ZONYIRAH	NPP	M	36	4,110	17.98%	<input type="checkbox"/>		
JOE KWASHIE GIDISU	NDC	M	56	16,598	72.60%	<input checked="" type="checkbox"/>		
EMMANUEL KUMAH ASEM	DFP	M	56	155	0.68%	<input type="checkbox"/>		
VICTORIA NORGBEY AMAGLO	CPP	F	51	1,998	8.74%	<input type="checkbox"/>		
Valid Votes	22,861	Rejected Votes	417	Total Votes Cast	23,278	Turn-Out:	71.09%	
Constituency	HO CENTRAL						Registered Voters:	82,031
Name	Party	Sex	Age	Votes	Pcnt	Elected		
DR. ARCHIBALD YAO LETSA	NPP	M	51	6,228	11.46%	<input type="checkbox"/>		
DIANA KAFUI NANA	PNC	F	38	404	0.74%	<input type="checkbox"/>		
CAPT (RTD) GEORGE KOFI NFODJOH	NDC	M	61	47,036	86.58%	<input checked="" type="checkbox"/>		
MANFRED NUKU-DEI	DFP	M	52	288	0.53%	<input type="checkbox"/>		
OSEI MOSES ERNEST KWASI	CPP	M	52	371	0.68%	<input type="checkbox"/>		
Valid Votes	54,327	Rejected Votes	407	Total Votes Cast	54,734	Turn-Out:	66.72%	

Electoral Commission of Ghana

Detailed Parliamentary Election Results

Date of Election:- Sunday, 7th December 2008

Region		VOLTA							
Constituency	HO EAST	Registered Voters: 35,233							
Name	Party	Sex	Age	Votes	Pcnt	Elected			
VICTUS C K AVULOORDAH	NPP	M	26	736	3.11%	<input type="checkbox"/>			
SARAH KPORKU	PNC	F	40	137	0.58%	<input type="checkbox"/>			
JULIANA AZUMAH-MENSAH	NDC	F	58	13,118	55.52%	<input checked="" type="checkbox"/>			
MICHAEL YAO GAMOR	DFP	M	46	135	0.57%	<input type="checkbox"/>			
BENEDICTA DATSOMOR	CPP	F	44	241	1.02%	<input type="checkbox"/>			
DR. SAMUEL C K BUAME	IND	M	52	9,262	39.20%	<input type="checkbox"/>			
		Valid Votes	23,629	Rejected Votes	384	Total Votes Cast	24,013	Turn-Out:	68.15%
Constituency	HO WEST	Registered Voters: 44,155							
Name	Party	Sex	Age	Votes	Pcnt	Elected			
MAWUTOR GOH	NPP	M	51	3,226	11.43%	<input type="checkbox"/>			
EMMANUEL KWASI BEDZRA	NDC	M	41	24,677	87.46%	<input checked="" type="checkbox"/>			
DELETSU ALFRED	DFP	M	54			<input type="checkbox"/>			
FOSTER SEGBE	CPP	M	41	313	1.11%	<input type="checkbox"/>			
		Valid Votes	28,216	Rejected Votes	303	Total Votes Cast	28,519	Turn-Out:	64.59%
Constituency	HOHOE NORTH	Registered Voters: 62,979							
Name	Party	Sex	Age	Votes	Pcnt	Elected			
JOHN-PETER AMENU	NPP	M		8,224	21.46%	<input type="checkbox"/>			
VICTOR NYAXO	PNC	M		314	0.82%	<input type="checkbox"/>			
PRINCE JACOB HAYIBOR	NDC	M		28,169	73.52%	<input checked="" type="checkbox"/>			
MORDZINU BENEDICTUS KWAKU	DFP	M		1,242	3.24%	<input type="checkbox"/>			
PAUL ROBERT ADDO	CPP	M		366	0.96%	<input type="checkbox"/>			
		Valid Votes	38,315	Rejected Votes	395	Total Votes Cast	38,710	Turn-Out:	61.46%
Constituency	HOHOE SOUTH	Registered Voters: 31,498							
Name	Party	Sex	Age	Votes	Pcnt	Elected			
HAYFORD KUGBLENU	NPP	M	65	1,489	7.23%	<input type="checkbox"/>			
HON JOSEPH Z AMENOWODE	NDC	M	53	18,340	89.01%	<input checked="" type="checkbox"/>			
FOSTER KPORDZIH	DFP	M	44	677	3.29%	<input type="checkbox"/>			
KETEKU PROSPER MAWUKO KORSI	DPP	M	52	99	0.48%	<input type="checkbox"/>			
		Valid Votes	20,605	Rejected Votes	152	Total Votes Cast	20,757	Turn-Out:	65.90%

Electoral Commission of Ghana

Detailed Parliamentary Election Results

Date of Election:- Sunday, 7th December 2008

Region		VOLTA					
Constituency	KETA	Registered Voters: 42,303					
Name	Party	Sex	Age	Votes	Pct	Elected	
KUDJOE FIANU	NPP	M	54	1,406	4.66%	<input type="checkbox"/>	
FERDINAND FIAWO PICCOLO	PNC	M	45	437	1.45%	<input type="checkbox"/>	
RICHARD LASSEY AGBENYEFIA	NDC	M	40	27,247	90.27%	<input checked="" type="checkbox"/>	
EMMANUEL DZIDZEME AIDAM	CPP	M	34	1,093	3.62%	<input type="checkbox"/>	
Valid Votes 30,183		Rejected Votes 288	Total Votes Cast 30,471	Turn-Out: 72.03%			
Constituency	KETU NORTH	Registered Voters: 53,159					
Name	Party	Sex	Age	Votes	Pct	Elected	
KOFI DZAMESI	NPP	M	49	10,894	30.66%	<input type="checkbox"/>	
AGBOGLI NICHOLAS	PNC	M	60	316	0.89%	<input type="checkbox"/>	
JAMES KLUTSE AVEDZI	NDC	M	44	24,124	67.88%	<input checked="" type="checkbox"/>	
ABLORH DANIEL	DPP	M	22	102	0.29%	<input type="checkbox"/>	
YIBOR BENEDICTA	CPP	F	51	101	0.28%	<input type="checkbox"/>	
Valid Votes 35,537		Rejected Votes 570	Total Votes Cast 36,107	Turn-Out: 67.92%			
Constituency	KETU SOUTH	Registered Voters: 98,283					
Name	Party	Sex	Age	Votes	Pct	Elected	
KODJO PETERSON MIDA DJE	NPP	M	44	3,446	5.65%	<input type="checkbox"/>	
EMMANUEL FREEMAN AZINOGO	PNC	M	52	1,142	1.87%	<input type="checkbox"/>	
ALBERT KWASI ZIGAH	NDC	M	49	54,720	89.69%	<input checked="" type="checkbox"/>	
GODWIN TAY	DFP	M	44	416	0.68%	<input type="checkbox"/>	
ABLORH DANIEL	DPP	M	22			<input type="checkbox"/>	
PASCAL KWABLA KUMAZA	CPP	M	41	1,287	2.11%	<input type="checkbox"/>	
Valid Votes 61,011		Rejected Votes 799	Total Votes Cast 61,810	Turn-Out: 62.89%			
Constituency	KRACHI EAST	Registered Voters: 33,268					
Name	Party	Sex	Age	Votes	Pct	Elected	
PATRICK CHARITY JILIMAH	NPP	M	58	8,263	38.09%	<input type="checkbox"/>	
HON WISDOM GIDISU	NDC	M	41	12,340	56.88%	<input checked="" type="checkbox"/>	
JOSEPH KWAKU ASIEDU	DFP	M	38	146	0.67%	<input type="checkbox"/>	
BOATENG KOFI EMMANUEL	CPP	M	42	947	4.36%	<input type="checkbox"/>	
Valid Votes 21,696		Rejected Votes 431	Total Votes Cast 22,127	Turn-Out: 66.51%			

Electoral Commission of Ghana

Detailed Parliamentary Election Results

Date of Election:- Sunday, 7th December 2008

Region VOLTA

Constituency		Registered Voters: 51,528					
KRACHI WEST							
Name	Party	Sex	Age	Votes	Pcnt	Elected	
OSEI-NTI DOUGLAS	NPP	M	35	10,437	30.82%	<input type="checkbox"/>	
FRANCIS YAW OSEI SARFO	NDC	M	53	14,229	42.01%	<input checked="" type="checkbox"/>	
ALHASSAN IBRAHIM SALIM	DPP	M	38	602	1.78%	<input type="checkbox"/>	
MAPRAM JAMES ADAMU	CPP	M	54	648	1.91%	<input type="checkbox"/>	
KOFI TARKUM TARLOR	IND	M	45	7,953	23.48%	<input type="checkbox"/>	
Valid Votes 33,869		Rejected Votes 988		Total Votes Cast 34,857		Turn-Out: 67.65%	

Constituency		Registered Voters: 29,233					
NKWANTA NORTH							
Name	Party	Sex	Age	Votes	Pcnt	Elected	
JOSEPH KWAKU NAYAN	NPP	M	44	9,426	43.53%	<input checked="" type="checkbox"/>	
EMMANUEL KWADJO GMANAB	PNC	M	32	8,680	40.08%	<input type="checkbox"/>	
DR. JOSEPH KWABENA MANBOAH-ROCKS	NDC	M	42	3,241	14.97%	<input type="checkbox"/>	
SOLOMON KWAME BACHABORI	IND	M	37	308	1.42%	<input type="checkbox"/>	
Valid Votes 21,655		Rejected Votes 556		Total Votes Cast 22,211		Turn-Out: 75.98%	

Constituency		Registered Voters: 46,037					
NKWANTA SOUTH							
Name	Party	Sex	Age	Votes	Pcnt	Elected	
JOSEPH BOOKER YAW DENTEH	NPP	M	48	12,271	38.98%	<input type="checkbox"/>	
GERSHON KOFI BEDIAKO GBEDIAME	NDC	M	55	18,171	57.72%	<input checked="" type="checkbox"/>	
DAVID BOAMAH ASOMANI	IND	M	35	440	1.40%	<input type="checkbox"/>	
OLIVER AYIVI	IND	M	40	358	1.14%	<input type="checkbox"/>	
OKOGYE A K JOSEPH	IND	M	33	239	0.76%	<input type="checkbox"/>	
Valid Votes 31,479		Rejected Votes 624		Total Votes Cast 32,103		Turn-Out: 69.73%	

Constituency		Registered Voters: 54,034					
NORTH DAYI							
Name	Party	Sex	Age	Votes	Pcnt	Elected	
KEN STEPHEN ANKU	NPP	M	50	6,237	17.88%	<input type="checkbox"/>	
HON AKUA SENA DANSUA	NDC	F	50	26,734	76.66%	<input checked="" type="checkbox"/>	
RAPHAEL YAO MENU	DFP	M	46	138	0.40%	<input type="checkbox"/>	
BRIKU NELSON YESUTOR	CPP	M	27	1,766	5.06%	<input type="checkbox"/>	
Valid Votes 34,875		Rejected Votes 298		Total Votes Cast 35,173		Turn-Out: 65.09%	

Electoral Commission of Ghana

Detailed Parliamentary Election Results

Date of Election:- Sunday, 7th December 2008

Region	VOLTA						
Constituency	NORTH TONGU						Registered Voters: 41,352
Name	Party	Sex	Age	Votes	Pcnt	Elected	
MOSES MENSAH ASSEM	NPP	M	50	4,065	13.96%	<input type="checkbox"/>	
CHARLES SENAME HODUGBEY	NDC	M	60	22,876	78.57%	<input checked="" type="checkbox"/>	
EUNICE MORDEY	DFP	F	43	133	0.46%	<input type="checkbox"/>	
EMMANUEL YAOVI BOBOBEE	CPP	M	52	2,042	7.01%	<input type="checkbox"/>	
	Valid Votes 29,116	Rejected Votes 369	Total Votes Cast 29,485	Turn-Out: 71.30%			
Constituency	SOUTH DAYI						Registered Voters: 25,203
Name	Party	Sex	Age	Votes	Pcnt	Elected	
BERNARD DOUSE	NPP	M	55	1,381	8.85%	<input type="checkbox"/>	
SIMON EDEM ASIMAH	NDC	M	53	13,654	87.50%	<input checked="" type="checkbox"/>	
CHARLES OPEI-BOAFO	DFP	M	52	570	3.65%	<input type="checkbox"/>	
	Valid Votes 15,605	Rejected Votes 148	Total Votes Cast 15,753	Turn-Out: 62.50%			
Constituency	SOUTH TONGU						Registered Voters: 44,946
Name	Party	Sex	Age	Votes	Pcnt	Elected	
AGLAH CATE AKU	NPP	F	58	2,675	8.17%	<input type="checkbox"/>	
WOYOME KOBLA MENSAH	NDC	M	37	28,193	86.10%	<input checked="" type="checkbox"/>	
SAMUEL KOFI APEDO	DFP	M	61	169	0.52%	<input type="checkbox"/>	
DR. PROSPER KOFI ASHILEVI	CPP	M	49	413	1.26%	<input type="checkbox"/>	
MENSAH DAWUKPOR	IND	M	53	1,295	3.95%	<input type="checkbox"/>	
	Valid Votes 32,745	Rejected Votes 328	Total Votes Cast 33,073	Turn-Out: 73.58%			

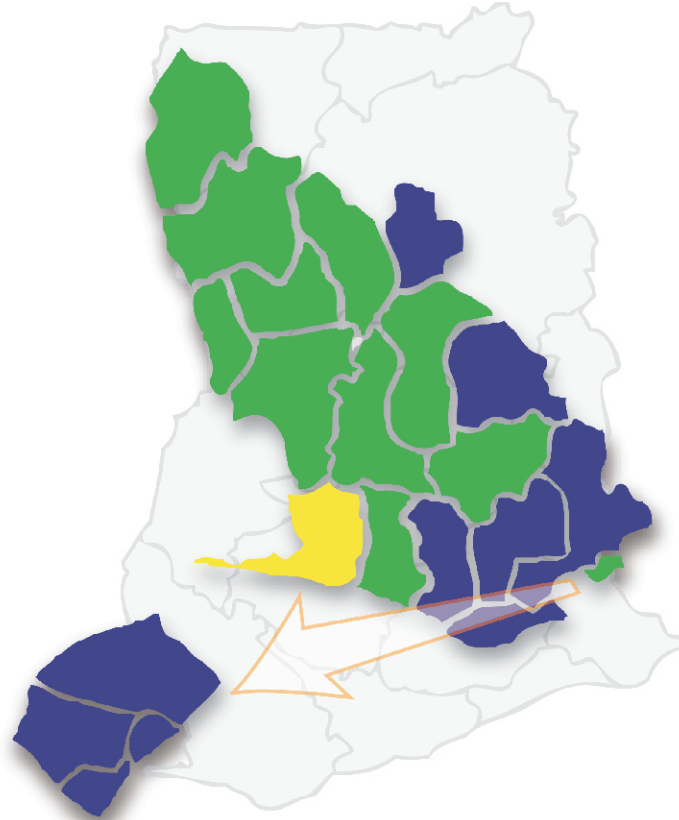
— |

| —

— |

| —

WESTERN REGION



SEKONDI-TAKORADI

NPP	Dark Blue
PNC	Red
NDC	Green
DFP	Orange
DPP	Light Blue
CPP	Yellow
RPD	Pink
IND	Grey

Electoral Commission of Ghana

Detailed Parliamentary Election Results

Date of Election:- Sunday, 7th December 2008

Region		WESTERN					
Constituency	AHANTA WEST					Registered Voters:	55,903
Name	Party	Sex	Age	Votes	Pcnt	Elected	
SAMUEL JOHNFIAH	NPP	M	56	20,871	53.79%	<input checked="" type="checkbox"/>	
JOSEPH JONES AMOAH	NDC	M	44	9,393	24.21%	<input type="checkbox"/>	
COMFORT AMOO	DFP	F	52	1,789	4.61%	<input type="checkbox"/>	
DAVID OSCAR YAWSON	CPP	M	31	6,745	17.38%	<input type="checkbox"/>	
Valid Votes		38,798	Rejected Votes	863	Total Votes Cast	39,661	Turn-Out: 70.95%
Constituency	AMENFI CENTRAL					Registered Voters:	41,609
Name	Party	Sex	Age	Votes	Pcnt	Elected	
PADMORE KOFI YONKOPA ARTHUR	NPP	M	39	9,578	33.25%	<input type="checkbox"/>	
GEORGE KOFI ARTHUR	NDC	M	39	11,324	39.31%	<input checked="" type="checkbox"/>	
JAMES BOATENG	CPP	M	38	205	0.71%	<input type="checkbox"/>	
PETER YAW KWAKYE ACKAH	IND	M	51	7,701	26.73%	<input type="checkbox"/>	
Valid Votes		28,808	Rejected Votes	755	Total Votes Cast	29,563	Turn-Out: 71.05%
Constituency	AMENFI EAST					Registered Voters:	50,915
Name	Party	Sex	Age	Votes	Pcnt	Elected	
JOSEPH BOAHEN AIDOO	NPP	M	51	18,576	51.84%	<input checked="" type="checkbox"/>	
AKWASI OPONG FOSU	NDC	M	51	16,243	45.33%	<input type="checkbox"/>	
SAMUEL YAW OBENG-DAMOAHA	CPP	M	50	1,013	2.83%	<input type="checkbox"/>	
Valid Votes		35,832	Rejected Votes	566	Total Votes Cast	36,398	Turn-Out: 71.49%
Constituency	AMENFI WEST					Registered Voters:	46,015
Name	Party	Sex	Age	Votes	Pcnt	Elected	
AGNES SONFUL	NPP	F	57	13,070	41.03%	<input type="checkbox"/>	
JOHN GYETUAH	NDC	M	49	18,383	57.70%	<input checked="" type="checkbox"/>	
ANTHONY KWAME ENIMIL	CPP	M	61	405	1.27%	<input type="checkbox"/>	
Valid Votes		31,858	Rejected Votes	514	Total Votes Cast	32,372	Turn-Out: 70.35%

Electoral Commission of Ghana

Detailed Parliamentary Election Results

Date of Election:- Sunday, 7th December 2008

Region		WESTERN					
Constituency	AOWIN	Registered Voters: 57,192					
Name	Party	Sex	Age	Votes	Pcnt	Elected	
SAMUEL ADU-GYAMFI	NPP	M	54	15,393	43.16%	<input type="checkbox"/>	
EBENEZER EBBI KWAW DANKWA	PNC	M	27	631	1.77%	<input type="checkbox"/>	
MATHIAS KWAME NTOW	NDC	M	51	19,291	54.09%	<input checked="" type="checkbox"/>	
MARTIN BOADI	CPP	M	29	347	0.97%	<input type="checkbox"/>	
Valid Votes	35,662	Rejected Votes	768	Total Votes Cast	36,430	Turn-Out: 63.70%	
Constituency	BIA	Registered Voters: 80,432					
Name	Party	Sex	Age	Votes	Pcnt	Elected	
ANTHONY MARSHALL ARPOH	NPP	M	32	14,775	31.48%	<input type="checkbox"/>	
MICHAEL COFFIE BOAMPONG	NDC	M	46	29,380	62.60%	<input checked="" type="checkbox"/>	
AUGUSTINE DUKU	DFP	M	34	571	1.22%	<input type="checkbox"/>	
ALEX ACKAH KORSAH	DPP	M	46	198	0.42%	<input type="checkbox"/>	
PHILEMON ARMAH	CPP	M	33	584	1.24%	<input type="checkbox"/>	
KWAKU AFFUKAAH	IND	M	51	1,427	3.04%	<input type="checkbox"/>	
Valid Votes	46,935	Rejected Votes	1,397	Total Votes Cast	48,332	Turn-Out: 60.09%	
Constituency	BIBIANI-ANHWIASO-BEKWAI	Registered Voters: 61,244					
Name	Party	Sex	Age	Votes	Pcnt	Elected	
CHRISTOPHER ADDAE	NPP	M	45	24,241	49.85%	<input checked="" type="checkbox"/>	
SEIDU PAAKUNA ADAMU	NDC	M	55	22,014	45.27%	<input type="checkbox"/>	
ALICE PHILIPA GYAMFI	DFP	F	45	1,289	2.65%	<input type="checkbox"/>	
GYASI NEWLOVE	CPP	M	36	1,080	2.22%	<input type="checkbox"/>	
Valid Votes	48,624	Rejected Votes	651	Total Votes Cast	49,275	Turn-Out: 80.46%	
Constituency	EFFIA KWESIMINTIM	Registered Voters: 89,427					
Name	Party	Sex	Age	Votes	Pcnt	Elected	
HON. JOE BAIDOE-ANSAH	NPP	M	44	27,998	49.64%	<input checked="" type="checkbox"/>	
BARNABAS IMPRAIM	PNC	M	43	561	0.99%	<input type="checkbox"/>	
AMBROSE SESSAH ANKRAH	NDC	M	43	13,957	24.75%	<input type="checkbox"/>	
JOSEPH ABEKAH	CPP	M	53	12,996	23.04%	<input type="checkbox"/>	
PHILIP BUCKMAN	IND	M	35	704	1.25%	<input type="checkbox"/>	
INNOCENT ASAMOAH	GCPP	M	39	183	0.32%	<input type="checkbox"/>	
Valid Votes	56,399	Rejected Votes	725	Total Votes Cast	57,124	Turn-Out: 63.88%	

Electoral Commission of Ghana

Detailed Parliamentary Election Results

Date of Election:- Sunday, 7th December 2008

Region WESTERN

Constituency		Registered Voters: <u>48,426</u>					
ELLEMBELE							
Name	Party	Sex	Age	Votes	Pcnt	Elected	
EMMANUEL ARMAH-KOFI BUAH	NDC	M	42	14,077	47.38%	<input checked="" type="checkbox"/>	
FREDDIE BLAY	CPP	M	56	12,428	41.83%	<input type="checkbox"/>	
MAXWELL AMUAH ESSIEN	IND	M	30	2,918	9.82%	<input type="checkbox"/>	
KODWOE YANKSON	IND	M	52	121	0.41%	<input type="checkbox"/>	
MATHIAS BOATENG	IND	M	30	168	0.57%	<input type="checkbox"/>	
Valid Votes <u>29,712</u>		Rejected Votes <u>5590</u>		Total Votes Cast <u>35,302</u>		Turn-Out: <u>72.90%</u>	

Constituency		Registered Voters: <u>50,517</u>					
ESIKADU/KETAN							
Name	Party	Sex	Age	Votes	Pcnt	Elected	
JOE GHARTEY	NPP	M	47	19,994	60.75%	<input checked="" type="checkbox"/>	
EMMANUEL VICTOR GRAYHAM	PNC	M	55	272	0.83%	<input type="checkbox"/>	
VICTOR HENRY ABBEY-HART	NDC	M	44	11,332	34.43%	<input type="checkbox"/>	
JOHN EGHAN	CPP	M	60	1,314	3.99%	<input type="checkbox"/>	
Valid Votes <u>32,912</u>		Rejected Votes <u>464</u>		Total Votes Cast <u>33,376</u>		Turn-Out: <u>66.07%</u>	

Constituency		Registered Voters: <u>32,183</u>					
EVALUE GWIRA							
Name	Party	Sex	Age	Votes	Pcnt	Elected	
CATHERINE ABLEMA AFEKU	NPP	F	41	11,641	57.69%	<input checked="" type="checkbox"/>	
PETER ARDE-KODWO	NDC	M	56	6,224	30.84%	<input type="checkbox"/>	
KOJO ARMAH	CPP	M	63	2,314	11.47%	<input type="checkbox"/>	
Valid Votes <u>20,179</u>		Rejected Votes <u>544</u>		Total Votes Cast <u>20,723</u>		Turn-Out: <u>64.39%</u>	

Constituency		Registered Voters: <u>66,369</u>					
JOMORO							
Name	Party	Sex	Age	Votes	Pcnt	Elected	
MARTIN NYAMEKE ACKAH	NPP	M	34	6,345	17.74%	<input type="checkbox"/>	
JEMAIMA SOBOE	PNC	F	41	220	0.62%	<input type="checkbox"/>	
LEE OCRAN	NDC	M	64	13,345	37.31%	<input type="checkbox"/>	
SAMIA YABA CHRISTIANA NKURUMAH	CPP	F	48	19,916	55.68%	<input checked="" type="checkbox"/>	
Valid Votes <u>35,768</u>		Rejected Votes <u>339</u>		Total Votes Cast <u>36,107</u>		Turn-Out: <u>54.40%</u>	

Electoral Commission of Ghana

Detailed Parliamentary Election Results

Date of Election:- Sunday, 7th December 2008

Region	WESTERN						
Constituency	JUABOSO						Registered Voters: 71,788
Name	Party	Sex	Age	Votes	Pcnt	Elected	
AHI JOHN	NPP	M	34	13,098	28.40%	<input type="checkbox"/>	
AYAGIBAH ISAAC	PNC	M	41	679	1.47%	<input type="checkbox"/>	
SAMPSON AHI	NDC	M	36	30,717	66.60%	<input checked="" type="checkbox"/>	
BOADI FRANCIS	CPP	M	36	1,629	3.53%	<input type="checkbox"/>	
Valid Votes 46,123		Rejected Votes 903		Total Votes Cast 47,026		Turn-Out: 65.51%	
Constituency	MPOHOR WASSA						Registered Voters: 57,385
Name	Party	Sex	Age	Votes	Pcnt	Elected	
ANTHONY EVANS AMOAH	NPP	M	56	16,014	42.21%	<input checked="" type="checkbox"/>	
ANTHONY BASSAW	NDC	M	56	14,503	38.23%	<input type="checkbox"/>	
MARY ANKOMAH	CPP	F	50	7,419	19.56%	<input type="checkbox"/>	
Valid Votes 37,936		Rejected Votes 938		Total Votes Cast 38,874		Turn-Out: 67.74%	
Constituency	PRESTEA/HUNI-VALLEY						Registered Voters: 79,792
Name	Party	Sex	Age	Votes	Pcnt	Elected	
ALBERT KWAKU OBBIN	NPP	M	52	18,077	34.23%	<input type="checkbox"/>	
FRANCIS ADU-BLAY KOFFIE	NDC	M	46	21,887	41.44%	<input checked="" type="checkbox"/>	
CHARLES KOJO ADU-FORDJOUR	DFP	M	30	706	1.34%	<input type="checkbox"/>	
EDWIN ASARE	DPP	M	22	314	0.59%	<input type="checkbox"/>	
MUBASHIR TAMIMU DARI	CPP	M	51	11,552	21.87%	<input type="checkbox"/>	
OSEI DUFFOUR OMOOYEY	IND	M	51	279	0.53%	<input type="checkbox"/>	
Valid Votes 52,815		Rejected Votes 827		Total Votes Cast 53,642		Turn-Out: 67.23%	
Constituency	SEFWI AKONTOMBRA						Registered Voters: 33,044
Name	Party	Sex	Age	Votes	Pcnt	Elected	
APPIAH-KUBI BAIDOO	NPP	M	36	10,470	44.57%	<input type="checkbox"/>	
HEROD COBBINA	NDC	M	52	12,786	54.43%	<input checked="" type="checkbox"/>	
KWAKU DUAH	DFP	M	33	236	1.00%	<input type="checkbox"/>	
Valid Votes 23,492		Rejected Votes 349		Total Votes Cast 23,841		Turn-Out: 72.15%	

Electoral Commission of Ghana

Detailed Parliamentary Election Results

Date of Election:- Sunday, 7th December 2008

Region	WESTERN						
Constituency	SEFWI WIAWSO						Registered Voters: 58,302
Name	Party	Sex	Age	Votes	Pcnt	Elected	
KWAKU AFRIYIE	NPP	M	54	22,156	48.99%	<input type="checkbox"/>	
EVANS PAUL AIDOO	NDC	M	50	22,556	49.87%	<input checked="" type="checkbox"/>	
KINGSLEY SARFO-NYAMEKYE	CPP	M	51	517	1.14%	<input type="checkbox"/>	
Valid Votes	45,229	Rejected Votes	1,001	Total Votes Cast	46,230	Turn-Out:	79.29%
Constituency	SEKONDI						Registered Voters: 37,589
Name	Party	Sex	Age	Votes	Pcnt	Elected	
PAPA OWUSU-ANKOMAH	NPP	M	50	13,005	55.41%	<input checked="" type="checkbox"/>	
FREDERICK AKOR LARBI	PNC	M	45	88	0.37%	<input type="checkbox"/>	
BETTY BOSUMTWI-SAM	NDC	F	42	9,578	40.81%	<input type="checkbox"/>	
OLIVER PETER VANDERPUYE-ORGLE	DFP	M	46	72	0.31%	<input type="checkbox"/>	
HILDERGARD KRAKUE	CPP	F	43	727	3.10%	<input type="checkbox"/>	
Valid Votes	23,470	Rejected Votes	202	Total Votes Cast	23,672	Turn-Out:	62.98%
Constituency	SHAMA						Registered Voters: 42,735
Name	Party	Sex	Age	Votes	Pcnt	Elected	
ANGELINA BAIDEN AMISSAH	NPP	F	54	13,702	46.21%	<input type="checkbox"/>	
FRANCIS NANA AKORLIGAH M. KWOFIE	PNC	M	37	254	0.86%	<input type="checkbox"/>	
GABRIEL KODWO ESSILFIE	NDC	M	58	14,508	48.93%	<input checked="" type="checkbox"/>	
FRANCIS AINOO	CPP	M	31	1,126	3.80%	<input type="checkbox"/>	
FRANCIS SEKUM	GCPP	M	60	62	0.21%	<input type="checkbox"/>	
Valid Votes	29,652	Rejected Votes	490	Total Votes Cast	30,142	Turn-Out:	70.53%
Constituency	SUAMAN						Registered Voters: 16,953
Name	Party	Sex	Age	Votes	Pcnt	Elected	
ERIC THEOPHILUS TANDOH	NPP	M	36	4,435	44.55%	<input type="checkbox"/>	
DANIEL TETTEH	PNC	M	24	123	1.24%	<input type="checkbox"/>	
SMEK ACKAH	NDC	M	58	5,193	52.16%	<input checked="" type="checkbox"/>	
AFFUM SYLVESTER	CPP	M	36	205	2.06%	<input type="checkbox"/>	
Valid Votes	9,956	Rejected Votes	162	Total Votes Cast	10,118	Turn-Out:	59.68%

Electoral Commission of Ghana

Detailed Parliamentary Election Results

Date of Election:- Sunday, 7th December 2008

Region WESTERN

Constituency					Registered Voters: 56,576		
Name	Party	Sex	Age	Votes	Pcnt	Elected	
KWABENA OKYERE DARKO-MENSAH	NPP	M	34	22,704	58.88%	<input checked="" type="checkbox"/>	
KOBINA PRAH ANNAN	NDC	M	51	11,661	30.24%	<input type="checkbox"/>	
EUSTACE KWESI GYAKYI HAIZEL	CPP	M	44	3,851	9.99%	<input type="checkbox"/>	
GODWILL ABAKAH	IND	M	42	343	0.89%	<input type="checkbox"/>	
Valid Votes 38,559		Rejected Votes 272		Total Votes Cast 38,831		Turn-Out: 68.64%	

Constituency					Registered Voters: 79,732		
Name	Party	Sex	Age	Votes	Pcnt	Elected	
GIFTY EUGENIA KUSI	NPP	F	50	30,610	57.64%	<input checked="" type="checkbox"/>	
CHRISTIANA KOBINAH	NDC	F	19	19,596	36.90%	<input type="checkbox"/>	
YAW ANOKYE FRIMPONG	CPP	M	29	2,903	5.47%	<input type="checkbox"/>	
Valid Votes 53,109		Rejected Votes 572		Total Votes Cast 53,681		Turn-Out: 67.33%	

— |

| —

— |

| —

PRESIDENTIAL RESULTS
DECEMBER 7TH 2008

ELECTORAL COMMISSION OF GHANA
 2008 PRESIDENTIAL RESULTS DATA SHEET
 PROVISIONAL FIGURES BASED ON SUNDAY, 7TH DECEMBER POLLS

NATIONAL		VOTES OBTAINED BY CANDIDATES										TOTAL BALLOT STATISTICS			TURN-OUT STATISTICS		
No	REGIONS	(IN FIGURES)															
		Const.	Nana A D Akufo-Addo		Edward N Mahama		John E Atta-Mills		Emmanuel A Antwi		Valid	Rejects	Total Cast	Reg. Voters	Turnout %	Reject %	
1	ASHANTI	39	1,214,350	72.4%	5,464	0.3%	438,234	26.1%	3,191	0.2%	1,677,285	28156	1,705,441	2,317,686	73.58%	1.65%	
2	BRONG AHAFO	24	392,588	50.6%	4,038	0.5%	370,404	47.7%	2,435	0.3%	776,470	20725	797,195	1,164,155	68.48%	2.60%	
3	CENTRAL	19	313,665	46.0%	2,693	0.4%	345,126	50.6%	2,677	0.4%	682,371	22857	705,228	1,020,761	69.09%	3.24%	
4	EASTERN	27	491,520	57.1%	2,948	0.3%	353,522	41.1%	1,739	0.2%	860,128	20025	880,153	1,306,852	67.35%	2.28%	
5	GT. ACCRA	27	768,465	46.0%	6,262	0.4%	870,011	52.1%	2,600	0.2%	1,669,518	17911	1,687,429	2,514,739	67.10%	1.06%	
6	NORTHERN	26	303,406	38.3%	16,638	2.1%	450,564	56.8%	4,589	0.6%	792,742	29371	822,113	1,097,597	74.90%	3.57%	
7	UPPER EAST	13	118,454	35.2%	20,349	6.1%	188,405	56.1%	2,100	0.6%	336,060	14606	350,666	495,884	70.72%	4.17%	
8	UPPER WEST	10	81,137	37.7%	8,625	4.0%	116,922	54.4%	2,201	1.0%	215,104	11436	226,540	328,834	68.89%	5.05%	
9	VOLTA	22	99,584	15.0%	3,271	0.5%	551,046	82.9%	3,399	0.5%	664,888	14398	679,286	1,012,122	67.12%	2.12%	
10	WESTERN	22	376,270	47.6%	3,206	0.4%	372,400	47.1%	2,958	0.4%	791,268	25953	817,221	1,214,128	67.31%	3.18%	
	NATIONAL TOTAL	229	4,159,439	49.1%	73,494	0.9%	4,056,634	47.9%	27,889	0.3%	8,465,834	205,438	8,671,272	12,472,758	69.5%	2.4%	

ELECTORAL COMMISSION OF GHANA																							
2008 PRESIDENTIAL RESULTS DATA SHEET																							
ASHANTI REGION		VOTES OBTAINED BY CANDIDATES														TOTAL BALLOT STATISTICS			TURN-OUT STATISTICS				
No	Constituencies	(IN FIGURES)														Valid	Rejects	Total Cast	Reg. Voters	Turnout %	Reject %		
		Nana A D Akufo-Addo		Edward N Mahama		John E Atta-Mills		Emmanuel A Antwi		T N Ward Brew		Papa Kwesi Nduom		Kwabena Adjei		Kwesi Amofa-Yeboah							
1	ADANSI ASOKWA	13,930	57.36%	113	0.47%	9,609	39.57%	104	0.43%	25	0.10%	458	1.89%	10	0.04%	36	0.15%	24,285	677	24,962	34100	73.20%	2.71%
2	AFIGYA-SEKYERE EAST	33,855	77.61%	121	0.28%	9,240	21.18%	76	0.17%	13	0.03%	268	0.61%	11	0.03%	39	0.09%	43,623	464	44,087	57040	77.29%	1.05%
3	AFIGYA-SEKYERE WEST	13,861	74.15%	84	0.45%	4,541	24.29%	22	0.12%	4	0.02%	167	0.89%	3	0.02%	12	0.06%	18,694	398	19,092	24371	78.34%	2.08%
4	AKROFROM	9,143	63.41%	50	0.35%	4,917	34.10%	32	0.22%	7	0.05%	243	1.69%	5	0.03%	22	0.15%	14,419	399	14,818	20135	73.59%	2.69%
5	AHAFO ANO NORTH	16,679	53.63%	133	0.43%	14,028	45.10%	114	0.37%	15	0.05%	69	0.22%	20	0.06%	45	0.14%	31,103	527	31,630	40949	77.24%	1.67%
6	AHAFO ANO SOUTH	22,782	61.02%	219	0.59%	13,954	37.37%	148	0.40%	29	0.08%	131	0.35%	18	0.05%	55	0.15%	37,336	946	38,282	50840	75.30%	2.47%
7	AMANSIE-WEST	40,433	84.04%	148	0.31%	6,994	14.54%	108	0.22%	36	0.07%	220	0.46%	36	0.07%	138	0.29%	48,113	1232	49,345	65173	75.71%	2.50%
8	ATWIMA-KWANWOMA	33,324	83.80%	89	0.22%	6,013	15.12%	35	0.09%	16	0.04%	233	0.59%	28	0.07%	28	0.07%	39,766	630	40,396	51995	77.69%	1.56%
9	ATWIMA MPONUA	28,931	63.89%	211	0.47%	15,650	34.56%	153	0.34%	44	0.10%	172	0.38%	24	0.05%	97	0.21%	45,282	1142	46,424	59112	78.54%	2.46%
10	ATWIMA NWABIAGYA	56,797	78.13%	165	0.23%	15,049	20.70%	113	0.16%	23	0.03%	412	0.57%	21	0.03%	112	0.15%	72,692	1129	73,821	99101	74.49%	1.53%
11	ASANTE AKIM NORTH	40,714	74.55%	167	0.31%	13,294	24.34%	104	0.19%	33	0.06%	169	0.31%	57	0.10%	75	0.14%	54,613	1089	55,702	74926	74.34%	1.96%
12	ASANTE AKIM SOUTH	25,164	65.38%	142	0.37%	12,785	33.22%	105	0.27%	29	0.08%	194	0.50%	27	0.07%	42	0.11%	38,488	767	39,255	54041	72.64%	1.95%
13	ASAWASE	27,102	42.31%	345	0.54%	36,092	56.34%	64	0.10%	12	0.02%	395	0.62%	38	0.06%	13	0.02%	64,061	895	64,956	94023	69.09%	1.38%
14	ASOKWA	43,084	76.75%	114	0.20%	12,283	21.88%	40	0.07%	13	0.02%	538	0.96%	19	0.03%	47	0.08%	56,138	867	57,005	79931	71.32%	1.52%
15	BANTAMA	40,493	83.16%	94	0.19%	7,649	15.71%	26	0.05%	9	0.02%	393	0.81%	9	0.02%	17	0.03%	48,690	385	49,075	69215	70.90%	0.78%
16	BEKWAI	38,287	85.90%	79	0.18%	5,144	11.54%	270	0.61%	29	0.07%	247	0.55%	24	0.05%	493	1.11%	44,573	1212	45,785	57380	79.79%	2.65%
17	BOSOME-FREHO	15,077	78.12%	54	0.28%	3,727	19.31%	51	0.26%	19	0.10%	116	0.60%	59	0.31%	198	1.03%	19,301	652	19,953	25026	79.73%	3.27%
18	BOSOMTWE	29,641	80.69%	64	0.17%	6,734	18.33%	41	0.11%	17	0.05%	183	0.50%	12	0.03%	43	0.12%	36,735	741	37,476	48222	77.72%	1.98%
19	EFFIDJASI/ASOKORE	18,680	80.16%	60	0.26%	4,351	18.67%	76	0.33%	7	0.03%	101	0.43%	8	0.03%	21	0.09%	23,304	507	23,811	30862	77.15%	2.13%
20	EJURA-SEKYEDUMASE	17,236	45.44%	230	0.61%	20,063	52.89%	143	0.38%	29	0.08%	124	0.33%	63	0.17%	45	0.12%	37,933	1152	39,085	54500	71.72%	2.95%
21	EJISU JUABEN	56,615	81.16%	130	0.19%	12,289	17.62%	84	0.12%	64	0.09%	464	0.67%	23	0.03%	91	0.13%	69,760	917	70,677	90796	77.84%	1.30%
22	FOMENA	12,506	76.10%	28	0.17%	3,612	21.98%	22	0.13%	5	0.03%	234	1.42%	5	0.03%	22	0.13%	16,434	320	16,754	22569	74.23%	1.91%
23	KUMAWU	20,269	75.08%	83	0.31%	6,355	23.54%	64	0.24%	13	0.05%	106	0.39%	35	0.13%	73	0.27%	26,998	602	27,600	37846	72.93%	2.18%
24	KWABRE EAST	43,329	79.81%	95	0.17%	10,473	19.29%	51	0.09%	12	0.02%	300	0.55%	9	0.02%	19	0.03%	54,288	676	54,964	73222	75.06%	1.23%
25	KWABRE WEST	27,726	82.92%	92	0.28%	5,379	16.09%	29	0.09%	9	0.03%	178	0.53%	8	0.02%	15	0.04%	33,436	490	33,926	46253	73.35%	1.44%
26	KWADASO	44,341	83.74%	78	0.15%	8,069	15.24%	30	0.06%	10	0.02%	393	0.74%	15	0.03%	14	0.03%	52,950	396	53,346	75508	70.65%	0.74%
27	MAMPONG	29,527	77.73%	111	0.29%	8,004	21.07%	70	0.18%	23	0.06%	214	0.56%	8	0.02%	30	0.08%	37,987	479	38,466	50667	75.92%	1.25%
28	MANHYIA	66,116	76.97%	188	0.22%	18,835	21.93%	57	0.07%	17	0.02%	628	0.73%	40	0.05%	15	0.02%	85,896	643	86,539	121082	71.47%	0.74%
29	NEW EDUBIASE	11,169	41.49%	106	0.39%	15,309	56.87%	119	0.44%	29	0.11%	169	0.63%	4	0.01%	16	0.06%	26,921	1129	28,050	36930	75.95%	4.02%
30	NHYIAESO	37,043	76.78%	98	0.20%	10,464	21.69%	40	0.08%	9	0.02%	519	1.08%	33	0.07%	37	0.08%	48,243	370	48,613	67540	71.98%	0.76%
31	NSUTA/KWAMANG	17,403	69.41%	112	0.45%	6,903	27.53%	101	0.40%	20	0.08%	103	0.41%	61	0.24%	369	1.47%	25,072	931	26,003	34349	75.70%	3.58%
32	OBUSI	48,919	65.52%	203	0.27%	24,315	32.57%	99	0.13%	29	0.04%	1,060	1.42%	14	0.02%	26	0.03%	74,665	1140	75,805	104850	72.30%	1.50%
33	ODOTOBRI	23,828	86.56%	72	0.26%	3,136	11.39%	47	0.17%	14	0.05%	366	1.33%	16	0.06%	48	0.17%	27,527	659	28,186	36954	76.27%	2.34%
34	OFFINSO-NORTH	14,349	56.10%	131	0.51%	10,779	42.14%	147	0.57%	17	0.07%	75	0.29%	11	0.04%	68	0.27%	25,577	761	26,338	39154	67.27%	2.89%
35	OFFINSO-SOUTH	26,354	69.14%	137	0.36%	11,337	29.74%	95	0.25%	15	0.04%	115	0.30%	29	0.08%	34	0.09%	38,116	652	38,768	52386	74.00%	1.68%
36	OFORIKROM	43,036	63.73%	307	0.45%	23,172	34.32%	62	0.09%	17	0.03%	895	1.33%	15	0.02%	21	0.03%	67,525	764	68,289	99753	68.46%	1.12%
37	OLD TAFO	34,887	73.38%	101	0.21%	12,243	25.75%	31	0.07%	8	0.02%	257	0.54%	3	0.01%	13	0.03%	47,543	498	48,041	66676	72.05%	1.04%
38	SUAME	47,768	82.81%	129	0.22%	9,344	16.20%	39	0.07%	13	0.02%	380	0.66%	3	0.01%	11	0.02%	57,687	531	58,218	82758	70.35%	0.91%
39	SUBIN	43,952	71.45%	581	0.94%	16,099	26.17%	179	0.29%	11	0.02%	648	1.05%	24	0.04%	17	0.03%	61,511	387	61,898	87451	70.78%	0.63%
	REGIONAL TOTAL																						

Number of Constituencies Reported 39 out of 39

Control _____

**ELECTORAL COMMISSION OF GHANA
2008 PRESIDENTIAL RESULTS DATA SHEET**

No	BRONG AHAFO REGION Constituencies	VOTES OBTAINED BY CANDIDATES																TOTAL BALLOT STATISTICS			TURN-OUT STATISTICS		
		(IN FIGURES)																Valid	Rejects	Total Cast	Reg. Voters	Turnout %	Reject %
		Nana A D Akufo-Addo	Edward N Mahama	John E Atta-Mills	Emmanuel A Antwi	T N Ward Brew	Papa Kwesi Nduom	Kwabena Adjei	Kwesi Amofa-Yeboah														
1	ASUNAF0 NORTH	24,757	54.82%	186	0.41%	19,857	43.97%	114	0.25%	32	0.07%	167	0.37%	15	0.03%	30	0.07%	45,158	1176	46,334	63675	72.77%	2.54%
2	ASUNAF0 SOUTH	16,208	50.09%	130	0.40%	15,803	48.84%	109	0.34%	16	0.05%	54	0.17%	13	0.04%	25	0.08%	32,358	799	33,157	44162	75.08%	2.41%
3	ASUTIFI NORTH	11,875	57.58%	73	0.35%	8,440	40.92%	69	0.33%	15	0.07%	105	0.51%	7	0.03%	41	0.20%	20,625	513	21,138	26766	78.97%	2.43%
4	ASUTIFI SOUTH	10,758	49.29%	206	0.94%	10,746	49.23%	45	0.21%	10	0.05%	36	0.16%	7	0.03%	19	0.09%	21,827	467	22,294	27970	79.71%	2.09%
5	ATEBUBU/AMANTING	10,948	40.19%	235	0.86%	15,664	57.51%	125	0.46%	30	0.11%	103	0.38%	22	0.08%	112	0.41%	27,239	1192	28,431	42958	66.18%	4.19%
6	BEREKUM	25,998	54.83%	272	0.57%	20,706	43.67%	100	0.21%	27	0.06%	260	0.55%	10	0.02%	41	0.09%	47,414	697	48,111	71957	66.86%	1.45%
7	DORMAA EAST	11,891	62.43%	67	0.35%	6,851	35.97%	66	0.35%	9	0.05%	130	0.68%	11	0.06%	22	0.12%	19,047	521	19,568	28846	67.84%	2.66%
8	DORMAA WEST	24,216	51.44%	163	0.35%	22,223	47.21%	160	0.34%	39	0.08%	175	0.37%	25	0.05%	75	0.16%	47,076	1089	48,165	69416	69.39%	2.26%
9	JAMAN NORTH	9,357	40.00%	118	0.50%	13,587	58.08%	103	0.44%	32	0.14%	130	0.56%	25	0.11%	40	0.17%	23,392	724	24,116	39067	61.73%	3.00%
10	JAMAN SOUTH	17,333	57.76%	110	0.37%	12,176	40.57%	82	0.27%	25	0.08%	189	0.63%	19	0.06%	75	0.25%	30,009	724	30,733	48005	64.02%	2.36%
11	KINTAMPO NORTH	13,080	40.03%	224	0.69%	18,938	57.96%	106	0.32%	32	0.10%	211	0.65%	18	0.06%	64	0.20%	32,673	924	33,597	46516	72.23%	2.75%
12	KINTAMPO SOUTH	10,559	44.57%	161	0.68%	12,710	53.65%	86	0.36%	26	0.11%	64	0.27%	10	0.04%	75	0.32%	23,691	797	24,488	35987	68.05%	3.25%
13	NKORANZA NORTH	9,258	52.13%	106	0.60%	8,120	45.73%	77	0.43%	13	0.07%	129	0.73%	10	0.06%	45	0.25%	17,758	625	18,383	28301	64.96%	3.40%
14	NKORANZA SOUTH	15,894	47.66%	137	0.41%	16,936	50.79%	113	0.34%	62	0.19%	164	0.49%	14	0.04%	28	0.08%	33,348	1020	34,368	46428	74.02%	2.97%
15	PRU	11,266	35.51%	272	0.86%	19,309	60.85%	143	0.45%	55	0.17%	187	0.59%	51	0.16%	447	1.41%	31,730	1741	33,471	56404	59.34%	5.20%
16	SENE	8,007	31.10%	161	0.63%	17,011	66.07%	130	0.50%	252	0.98%	119	0.46%	22	0.09%	45	0.17%	25,747	1286	27,033	43485	62.17%	4.76%
17	SUNYANI EAST	32,841	60.96%	287	0.53%	20,056	37.23%	69	0.13%	36	0.07%	546	1.01%	5	0.01%	29	0.05%	53,869	706	54,575	79656	68.51%	1.29%
18	SUNYANI WEST	22,812	58.34%	117	0.30%	15,759	40.30%	61	0.16%	20	0.05%	275	0.70%	11	0.03%	50	0.13%	39,105	640	39,745	55206	71.99%	1.61%
19	TAIN	14,935	46.75%	165	0.52%	16,211	50.75%	137	0.43%	72	0.23%	141	0.44%	53	0.17%	231	0.72%	31,945	939	32,884	53880	61.03%	2.86%
20	TANO NORTH	17,246	60.02%	106	0.37%	11,126	38.72%	62	0.22%	17	0.06%	131	0.46%	8	0.03%	36	0.13%	28,732	548	29,280	40072	73.07%	1.87%
21	TANO SOUTH	15,951	55.74%	114	0.40%	12,173	42.54%	90	0.31%	38	0.13%	198	0.69%	10	0.03%	44	0.15%	28,618	939	29,557	41525	71.18%	3.18%
22	TECHIMAN NORTH	13,730	51.72%	108	0.41%	12,474	46.99%	75	0.28%	11	0.04%	103	0.39%	7	0.03%	37	0.14%	26,545	687	27,232	36285	75.05%	2.52%
23	TECHIMAN SOUTH	26,019	46.29%	332	0.59%	29,394	52.30%	171	0.30%	26	0.05%	216	0.38%	17	0.03%	32	0.06%	56,207	995	57,202	85730	66.72%	1.74%
24	WENCHI	17,649	54.54%	188	0.58%	14,134	43.68%	142	0.44%	23	0.07%	155	0.48%	13	0.04%	53	0.16%	32,357	976	33,333	51858	64.28%	2.93%
	REGIONAL TOTALS	392,588	50.56%	4,038	0.52%	370,404	47.70%	2,435	0.31%	918	0.12%	3,988	0.51%	403	0.05%	1,696	0.22%	776,470	20,725	797,195	1,164,155	68.48%	2.60%
	Number of Constituencies Reported	24	out of	24				Control	769,465														

**ELECTORAL COMMISSION OF GHANA
2008 PRESIDENTIAL RESULTS DATA SHEET**

CENTRAL REGION		VOTES OBTAINED BY CANDIDATES														TOTAL BALLOT STATISTICS			TURN-OUT STATISTICS				
No	Constituencies	(IN FIGURES)														Valid	Rejects	Total Cast	Reg. Voters	Turnout %	Reject %		
		Nana A D Akufo-Addo		Edward N Mahama		John E Atta-Mills		Emmanuel A Antwi		T N Ward Brew		Papa Kwesi Nduom		Kwabena Adjei		Kwesi Amofa-Yeboah							
1	ABURA/A/KWAMANKESE	13,088	37.12%	169	0.48%	20,885	59.23%	188	0.53%	60	0.17%	787	2.23%	23	0.07%	58	0.16%	35,258	1330	36,588	52654	69.49%	3.64%
2	AGONA EAST	14,002	46.63%	122	0.41%	15,369	51.19%	127	0.42%	28	14002.00%	298	0.99%	21	0.07%	58	0.19%	30,025	1111	31,136	43365	71.80%	3.57%
3	AGONA WEST	23,147	52.08%	147	0.33%	19,735	44.40%	253	0.57%	117	0.26%	849	1.91%	36	0.08%	162	0.36%	44,446	1587	46,033	65408	70.38%	3.45%
4	AJUMAKO/ENYAN/ESIAM	16,797	46.65%	164	0.46%	18,267	50.73%	192	0.53%	52	0.14%	430	1.19%	28	0.08%	80	0.22%	36,010	1371	37,381	51759	72.22%	3.67%
5	ASIKUMA/ODOBEN/BRAKWA	17,950	49.53%	168	0.46%	17,302	47.74%	162	0.45%	38	0.10%	514	1.42%	32	0.09%	77	0.21%	36,243	1698	37,941	52915	71.70%	4.48%
6	ASSIN NORTH	21,735	50.63%	175	0.41%	20,213	47.09%	197	0.46%	48	0.11%	461	1.07%	29	0.07%	70	0.16%	42,928	1830	44,758	64868	69.00%	4.09%
7	ASSIN SOUTH	17,741	55.88%	100	0.32%	13,392	42.18%	110	0.35%	38	0.12%	308	0.97%	20	0.06%	37	0.12%	31,746	1003	32,749	44717	73.24%	3.06%
8	AWUTU-SENYA	24,570	47.72%	168	0.33%	25,721	49.95%	177	0.34%	31	0.06%	717	1.39%	23	0.04%	83	0.16%	51,490	1200	52,690	97870	53.84%	2.28%
9	CAPE COAST	32,018	44.72%	144	0.20%	37,994	53.06%	102	0.14%	23	0.03%	1,265	1.77%	33	0.05%	21	0.03%	71,600	1060	72,660	103727	70.05%	1.46%
10	EFFUTU	12,992	45.87%	264	0.93%	14,508	51.23%	72	0.25%	14	0.05%	460	1.62%	12	0.04%	-	0.00%	28,322	768	29,090	38737	75.10%	2.64%
11	GOMOA EAST	13,920	39.90%	146	0.42%	19,877	56.98%	146	0.42%	50	0.14%	668	1.91%	18	0.05%	59	0.17%	34,884	693	35,577	55536	64.06%	1.95%
12	GOMOA WEST	13,117	39.86%	183	0.56%	18,487	56.18%	172	0.52%	213	0.65%	573	1.74%	35	0.11%	127	0.39%	32,907	1725	34,632	54146	63.96%	4.98%
13	HEMANG LOWER DENKYIRA	9,895	52.15%	66	0.35%	8,120	42.80%	80	0.42%	33	0.17%	506	2.67%	24	0.13%	250	1.32%	18,974	750	19,724	26799	73.60%	3.80%
14	KEEA	16,929	36.53%	165	0.36%	24,808	53.54%	204	0.44%	68	0.15%	4,063	8.77%	25	0.05%	76	0.16%	46,338	1623	47,961	66847	71.75%	3.38%
15	MFANTSEMAN EAST	5,079	28.58%	80	0.45%	12,202	68.67%	73	0.41%	22	0.12%	247	1.39%	56	0.32%	11	0.06%	17,770	944	18,714	25536	73.28%	5.04%
16	MFANTSEMAN WEST	19,483	40.56%	130	0.27%	27,119	56.46%	162	0.34%	43	0.09%	1,033	2.15%	20	0.04%	45	0.09%	48,035	1557	49,592	70095	70.75%	3.14%
17	TWIFO/ATI MORKWAA	11,956	42.31%	90	0.32%	15,356	54.35%	155	0.55%	31	0.11%	620	2.19%	12	0.04%	36	0.13%	28,256	1025	29,281	39062	74.96%	3.50%
18	UPPER DENKYIRA EAST	18,578	63.53%	76	0.26%	9,480	32.42%	51	0.17%	23	0.08%	960	3.28%	18	0.06%	56	0.19%	29,242	979	30,221	42721	70.74%	3.24%
19	UPPER DENKYIRA WEST	10,668	59.61%	136	0.76%	6,291	35.15%	54	0.30%	22	0.12%	690	3.86%	8	0.04%	28	0.16%	17,897	603	18,500	23999	77.09%	3.26%
	REGIONAL TOTAL	313,665	45.97%	2,693	0.39%	345,126	50.58%	2,677	0.39%	954	0.14%	15,449	2.26%	473	0.07%	1,334	0.20%	682,371	22,857	705,228	1,020,761	69.09%	3.24%
	Number of Constituencies Reported	19	out of	19				Control	664,161														

ELECTORAL COMMISSION OF GHANA

2008 PRESIDENTIAL RESULTS DATA SHEET

ELECTORAL COMMISSION OF GHANA																							
2008 PRESIDENTIAL RESULTS DATA SHEET																							
EASTERN REGION		VOTES OBTAINED BY CANDIDATES															TOTAL BALLOT STATISTICS			TURN-OUT STATISTICS			
No	Constituencies	(IN FIGURES)															Valid Votes	Rejects	Total Cast	Reg. Voters	Turnout %	Reject %	
		Nana A D Akufo-Addo		Edward N Mahama		John E Atta-Mills		Emmanuel A Antwi		T N Ward Brew		Papa Kwesi Nduom		Kwabena Adjei		Kwesi Amofa-Yeboah							
1	ABETIFI	16,485	69.32%	106	0.45%	6,851	28.81%	53	0.22%	22	0.09%	208	0.87%	10	0.04%	45	0.19%	23,780	552	24,332	37835	64.31%	2.27%
2	ABIREM	13,857	63.45%	78	0.36%	7,635	34.96%	50	0.23%	10	0.05%	175	0.80%	4	0.02%	30	0.14%	21,839	487	22,326	30405	73.43%	2.18%
3	ABURI/NSAWAM	30,912	55.95%	145	0.26%	23,504	42.54%	94	0.17%	29	0.05%	483	0.87%	26	0.05%	54	0.10%	55,247	1208	56,455	78836	71.61%	2.14%
4	AFRAM PLAINS NORTH	3,068	15.79%	75	0.39%	16,008	82.41%	94	0.48%	27	0.14%	129	0.66%	11	0.06%	13	0.07%	19,425	468	19,893	32893	60.48%	2.35%
5	AFRAM PLAINS SOUTH	5,525	29.57%	192	1.03%	12,695	67.95%	89	0.48%	23	0.12%	127	0.68%	9	0.05%	23	0.12%	18,683	609	19,292	30246	63.78%	3.16%
6	AKIM ABUAKWA NORTH	15,377	61.54%	42	0.17%	9,341	37.38%	34	0.14%	14	0.06%	162	0.65%	3	0.01%	14	0.06%	24,987	433	25,420	36824	69.03%	1.70%
7	AKIM ABUAKWA SOUTH	22,802	75.99%	58	0.19%	6,995	23.31%	37	0.12%	14	0.05%	76	0.25%	4	0.01%	22	0.07%	30,008	401	30,409	42149	72.15%	1.32%
8	AKIM ODA	31,811	65.59%	127	0.26%	16,005	33.00%	109	0.22%	30	0.06%	357	0.74%	21	0.04%	40	0.08%	48,500	1008	49,508	69619	71.11%	2.04%
9	AKIM SWEDRU	20,012	67.19%	90	0.30%	9,399	31.56%	72	0.24%	21	0.07%	130	0.44%	19	0.06%	40	0.13%	29,783	837	30,620	41356	74.04%	2.73%
10	AKROPONG	22,472	65.24%	125	0.36%	11,331	32.90%	51	0.15%	16	0.05%	374	1.09%	26	0.08%	49	0.14%	34,444	847	35,291	49256	71.65%	2.40%
11	AKWATIA		#DIV/0!		#DIV/0!		#DIV/0!		#DIV/0!		#DIV/0!		#DIV/0!		#DIV/0!		#DIV/0!	-		-	49203	0.00%	#DIV/0!
12	ASUOGYAMAN	15,017	45.68%	74	0.23%	17,363	52.81%	50	0.15%	26	0.08%	305	0.93%	13	0.04%	29	0.09%	32,877	581	33,458	48662	68.76%	1.74%
13	ATIWA	26,669	77.45%	80	0.23%	7,462	21.67%	47	0.14%	16	0.05%	118	0.34%	10	0.03%	33	0.10%	34,435	652	35,087	47107	74.48%	1.86%
14	AYENSUONO	16,063	55.01%	102	0.35%	12,685	43.44%	67	0.23%	33	0.11%	193	0.66%	10	0.03%	46	0.16%	29,199	819	30,018	43483	69.03%	2.73%
15	FANTEAKWA	20,223	57.81%	91	0.26%	14,406	41.18%	70	0.20%	17	0.05%	114	0.33%	14	0.04%	49	0.14%	34,984	755	35,739	50183	71.22%	2.11%
16	KADE	25,348	67.35%	102	0.27%	11,709	31.11%	84	0.22%	45	0.12%	264	0.70%	21	0.06%	64	0.17%	37,637	920	38,557	56531	68.21%	2.39%
17	LOWER MANYA	11,576	33.42%	120	0.35%	22,497	64.95%	71	0.20%	25	0.07%	305	0.88%	6	0.02%	38	0.11%	34,638	770	35,408	51242	69.10%	2.17%
18	LOWER WEST AKIM	21,104	58.41%	138	0.38%	14,448	39.99%	68	0.19%	56	0.16%	265	0.73%	9	0.02%	41	0.11%	36,129	814	36,943	53234	69.40%	2.20%
19	MPRAESO	16,865	66.66%	105	0.42%	7,996	31.60%	60	0.24%	21	0.08%	183	0.72%	21	0.08%	50	0.20%	25,301	623	25,924	38347	67.60%	2.40%
20	NEW JUABEN NORTH	16,438	69.77%	64	0.27%	6,780	28.78%	61	0.26%	11	0.05%	164	0.70%	9	0.04%	32	0.14%	23,559	414	23,973	34429	69.63%	1.73%
21	NEW JUABEN SOUTH	32,338	58.75%	136	0.25%	21,977	39.93%	45	0.08%	13	0.02%	521	0.95%	3	0.01%	12	0.02%	55,045	543	55,588	76120	73.03%	0.98%
22	NKAWKAW	27,937	70.45%	113	0.28%	10,724	27.04%	71	0.18%	27	0.07%	486	1.23%	29	0.07%	267	0.67%	39,654	1010	40,664	57916	70.21%	2.48%
23	OFOASE/AYIREBI	16,973	63.05%	95	0.35%	9,260	34.40%	76	0.28%	32	0.12%	374	1.39%	8	0.03%	104	0.39%	26,922	1020	27,942	40163	69.57%	3.65%
24	OKERE	12,019	60.99%	42	0.21%	7,208	36.58%	41	0.21%	10	0.05%	352	1.79%	12	0.06%	22	0.11%	19,706	438	20,144	26737	75.34%	2.17%
25	SUHUM	21,248	55.40%	102	0.27%	16,597	43.28%	66	0.17%	28	0.07%	247	0.64%	17	0.04%	46	0.12%	38,351	1230	39,581	56447	70.12%	3.11%
26	UPPER MANYA	6,148	27.37%	92	0.41%	15,027	66.89%	9	0.04%	26	0.12%	1,120	4.99%	15	0.07%	28	0.12%	22,465	700	23,165	35036	66.12%	3.02%
27	UPPER WEST AKIM	11,898	42.37%	334	1.19%	15,454	55.03%	100	0.36%	27	0.10%	217	0.77%	18	0.06%	35	0.12%	28,083	920	29,003	39433	73.55%	3.17%
28	YILO KROBO	11,335	32.91%	120	0.35%	22,165	64.35%	70	0.20%	41	0.12%	652	1.89%	16	0.05%	48	0.14%	34,447	966	35,413	53160	66.62%	2.73%
	REGIONAL TOTALS	491,520	57.14%	2,948	0.34%	353,522	41.10%	1,739	0.20%	660	0.08%	8,101	0.94%	364	0.04%	1,274	0.15%	860,128	20,025	880,153	1,306,852	67.35%	2.28%
	Number of Constituencies Reported	27		out of	28			Control	849,729														

ELECTORAL COMMISSION OF GHANA																							
2008 PRESIDENTIAL RESULTS DATA SHEET																							
GREATER ACCRA REGION		VOTES OBTAINED BY CANDIDATES														TOTAL BALLOT STATISTICS			TURN-OUT STATISTICS				
Constituencies		(IN FIGURES)														Valid	Rejects	Total Cast	Reg. Voters	Turnout	Reject %		
		Nana A D Akufo-Addo		Edward N Mahama		John E Atta-Mills		Emmanuel A Antwi		T N Ward Brew		Papa Kwesi Nduom		Kwabena Adjei								Kwesi Amofa-Yeboah	
ABLEKUMA CENTRAL		40,555	47.61%	276	0.32%	43,392	50.94%	87	0.10%	44	0.05%	805	0.94%	9	0.01%	22	0.03%	85,190	898	86,088	127678	67.43%	1.04%
ABLEKUMA NORTH		47,879	60.23%	131	0.16%	30,299	38.11%	43	0.05%	13	0.02%	1,107	1.39%	3	0.00%	25	0.03%	79,500	754	80,254	121281	66.17%	0.94%
ABLEKUMA SOUTH		50,355	48.83%	1,275	1.24%	49,556	48.06%	474	0.46%	63	0.06%	1,344	1.30%	41	0.04%	12	0.01%	103,120	120	103,240	161436	63.95%	0.12%
ABOKOBI-MADINA		27,708	43.80%	205	0.32%	34,571	54.65%	112	0.18%	57	0.09%	589	0.93%	8	0.01%	8	0.01%	63,258	610	63,868	92014	69.41%	0.96%
ADA		3,357	16.57%	79	0.39%	16,431	81.12%	88	0.43%	21	0.10%	252	1.24%	4	0.02%	23	0.11%	20,255	450	20,705	30526	67.83%	2.17%
ADENTA		17,143	44.92%	89	0.23%	20,354	53.33%	27	0.07%	22	0.06%	519	1.36%	3	0.01%	9	0.02%	38,166	326	38,492	60859	63.25%	0.85%
ASHAIMAN		30,923	35.59%	265	0.30%	54,913	63.19%	117	0.13%	11	0.01%	641	0.74%	10	0.01%	18	0.02%	86,898	1043	87,941	133054	66.09%	1.19%
AYAWASO CENTRAL		32,021	50.44%	184	0.29%	30,588	48.19%	39	0.06%	11	0.02%	623	0.98%	5	0.01%	9	0.01%	63,480	481	63,961	94340	67.80%	0.75%
AYAWASO EAST		28,174	36.47%	658	0.85%	47,786	61.85%	131	0.17%	44	0.06%	400	0.52%	31	0.04%	37	0.05%	77,261	1017	78,278	115454	67.80%	1.30%
AYAWASO WEST-WUOGON		25,312	48.69%	155	0.30%	25,261	48.59%	16	0.03%	14	0.03%	1,203	2.31%	3	0.01%	24	0.05%	51,988	424	52,412	79746	65.72%	0.81%
DADE KOTOPON		32,133	41.61%	237	0.31%	43,486	56.31%	49	0.06%	11	0.01%	1,281	1.66%	8	0.01%	15	0.02%	77,220	726	77,946	108555	71.80%	0.93%
DOMEABRA-OBOM		2,017	12.62%	88	0.55%	13,501	84.46%	201	1.26%	34	0.21%	115	0.72%	3	0.02%	26	0.16%	15,985	521	16,506	23633	69.84%	3.16%
DOME-KWABENYA		36,372	60.31%	251	0.42%	22,937	38.03%	48	0.08%	8	0.01%	674	1.12%	5	0.01%	11	0.02%	60,306	642	60,948	94495	64.50%	1.05%
KLOTTEY KORLE		28,238	47.12%	148	0.25%	30,575	51.02%	30	0.05%	35	0.06%	881	1.47%	4	0.01%	17	0.03%	59,928	741	60,669	90078	67.35%	1.22%
KPONE-KATAMANSU		10,878	32.89%	78	0.24%	21,649	65.45%	46	0.14%	12	0.04%	398	1.20%	4	0.01%	12	0.04%	33,077	327	33,404	50383	66.30%	0.98%
KROWOR		23,798	45.79%	130	0.25%	27,398	52.71%	45	0.09%	11	0.02%	578	1.11%	7	0.01%	9	0.02%	51,976	543	52,519	78565	66.85%	1.03%
LEDZOKUKU		31,603	42.61%	191	0.26%	41,359	55.77%	68	0.09%	16	0.02%	889	1.20%	9	0.01%	28	0.04%	74,163	890	75,053	108283	69.31%	1.19%
NINGO-PRAMPRAM		4,557	17.82%	90	0.35%	20,477	80.08%	117	0.46%	49	0.19%	245	0.96%	15	0.06%	20	0.08%	25,570	563	26,133	38138	68.52%	2.15%
ODODODIODOO		25,846	41.70%	175	0.28%	35,442	57.18%	67	0.11%	15	0.02%	418	0.67%	4	0.01%	19	0.03%	61,986	385	62,371	93528	66.69%	0.62%
OKAIKWEI NORTH		46,077	51.42%	319	0.36%	42,164	47.06%	120	0.00%	15	0.02%	883	0.99%	4	0.00%	23	0.03%	89,605	753	90,358	133865	67.50%	0.83%
OKAIKWEI SOUTH		36,628	55.98%	163	0.25%	27,524	42.07%	36	0.06%	12	0.02%	1,044	1.60%	6	0.01%	15	0.02%	65,428	707	66,135	97897	67.56%	1.07%
SEGE		3,517	18.59%	65	0.34%	14,952	79.04%	121	0.64%	18	0.10%	203	1.07%	12	0.06%	29	0.15%	18,917	695	19,612	26816	73.14%	3.54%
SHAI OSUDOKU		5,781	25.81%	71	0.32%	16,119	71.97%	61	0.27%	17	0.08%	325	1.45%	4	0.02%	18	0.08%	22,396	531	22,927	31418	72.97%	2.32%
TEMA EAST		43,381	53.39%	218	0.27%	35,917	44.20%	73	0.09%	20	0.02%	1,602	1.97%	10	0.01%	31	0.04%	81,252	1225	82,477	122586	67.28%	1.49%
TEMA WEST		38,346	53.67%	151	0.21%	31,430	43.99%	36	0.05%	12	0.02%	1,450	2.03%	4	0.01%	15	0.02%	71,444	425	71,869	104954	68.48%	0.59%
TROBU-AMASAMAN		33,422	46.17%	258	0.36%	37,626	51.98%	171	0.24%	57	0.08%	814	1.12%	8	0.01%	36	0.05%	72,392	1499	73,891	109530	67.46%	2.03%
WEIJA		62,444	52.58%	312	0.26%	54,304	45.73%	177	0.15%	41	0.03%	1,414	1.19%	15	0.01%	50	0.04%	118,757	615	119,372	185627	64.31%	0.52%
REGIONAL TOTALS		768,465	46.03%	6,262	0.38%	870,011	52.11%	2,600	0.16%	683	0.04%	20,697	1.24%	239	0.01%	561	0.03%	#####	17,911	#####	2,514,739	67.10%	1.06%
Number of Constituencies Reported		27	out of 27					Control	#####														

**ELECTORAL COMMISSION OF GHANA
2008 PRESIDENTIAL RESULTS DATA SHEET**

NORTHERN REGION		VOTES OBTAINED BY CANDIDATES															TOTAL BALLOT STATISTICS			TURN-OUT STATISTICS				
No	Constituencies	(IN FIGURES)															Valid	Rejects	Total Cast	Reg. Voters	Turnout %	Reject %		
		Nana A D Akufo-Addo	Edward N Mahama	John E Atta-Mills	Emmanuel A Antwi	T N Ward Brew	Papa Kwesi Nduom	Kwabena Adjei	Kwesi Amofa-Yeboah															
1	BIMBILA	27,050	63.00%	326	0.76%	14,977	34.88%	197	0.46%	54	0.13%	172	0.40%	85	0.20%	75	0.17%	42,936	1299	44,235	56284	78.59%	2.94%	
2	BOLE	5,109	29.30%	145	0.83%	11,739	67.32%	117	0.67%	45	0.26%	184	1.06%	36	0.21%	62	0.36%	17,437	794	18,231	27119	67.23%	4.36%	
3	BUNKPURUGU	7,290	22.89%	2,326	7.30%	20,536	64.48%	268	0.84%	194	0.61%	271	0.85%	313	0.98%	650	2.04%	31,848	1860	33,708	43998	76.61%	5.52%	
4	CHEREPONI	8,688	50.36%	275	1.59%	7,582	43.95%	117	0.68%	51	0.30%	395	2.29%	30	0.17%	113	0.66%	17,251	1056	18,307	23270	78.67%	5.77%	
5	DAMONGO/DABOYA	10,462	41.46%	322	1.28%	12,905	51.15%	170	0.67%	71	0.28%	1,184	4.69%	37	0.15%	81	0.32%	25,232	1213	26,445	37346	70.81%	4.59%	
6	GAMBAGA/NALERIGU	10,905	31.94%	3,738	10.95%	18,960	55.54%	214	0.63%	84	0.25%	100	0.29%	51	0.15%	87	0.25%	34,139	1611	35,750	47802	74.79%	4.51%	
7	GUSHEIEGU	13,434	45.91%	195	0.67%	15,159	51.80%	115	0.39%	62	0.21%	167	0.57%	38	0.13%	94	0.32%	29,264	1237	30,501	37958	80.35%	4.06%	
8	KARAGA	8,801	38.19%	192	0.83%	13,535	58.74%	190	0.82%	77	0.33%	98	0.43%	32	0.14%	119	0.52%	23,044	1109	24,153	32050	75.36%	4.59%	
9	KPANDAI	10,943	39.90%	261	0.95%	15,126	55.15%	209	0.76%	135	0.49%	356	1.30%	195	0.71%	201	0.73%	27,426	1559	28,985	39715	72.98%	5.38%	
10	KUMBUNGU	5,280	19.95%	229	0.87%	19,520	73.76%	131	0.50%	56	0.21%	1,101	4.16%	82	0.31%	64	0.24%	26,463	924	27,387	36459	75.12%	3.37%	
11	MION	11,692	42.18%	317	1.14%	14,316	51.65%	555	2.00%	76	0.27%	542	1.96%	86	0.31%	136	0.49%	27,720	1360	29,080	39956	72.78%	4.68%	
12	NANTON	6,555	44.56%	102	0.69%	7,215	49.04%	65	0.44%	17	0.12%	695	4.72%	17	0.12%	45	0.31%	14,711	476	15,187	18825	80.67%	3.13%	
13	SABOBA	8,923	43.43%	182	0.89%	10,361	50.43%	235	1.14%	37	0.18%	714	3.48%	22	0.11%	72	0.35%	20,546	751	21,297	26423	80.60%	3.53%	
14	SALAGA	16,033	43.84%	320	0.87%	19,709	53.89%	124	0.34%	46	0.13%	203	0.56%	80	0.22%	58	0.16%	36,573	1281	37,854	50032	75.66%	3.38%	
15	SALWA-TUNA-KALBA	6,815	31.83%	310	1.45%	13,716	64.07%	194	0.91%	72	0.34%	147	0.69%	41	0.19%	113	0.53%	21,408	1503	22,911	36851	62.17%	6.56%	
16	SAVELUGU	10,061	34.15%	180	0.61%	18,486	62.76%	152	0.52%	59	0.20%	396	1.34%	43	0.15%	80	0.27%	29,457	849	30,306	38520	78.68%	2.80%	
17	TAMALE CENTRAL	21,136	33.51%	259	0.41%	40,640	64.44%	87	0.14%	14	0.02%	900	1.43%	15	0.02%	14	0.02%	63,065	469	63,534	84346	75.33%	0.74%	
18	TAMALE NORTH	10,303	18.95%	457	0.84%	41,992	77.24%	165	0.30%	38	0.07%	980	1.80%	192	0.35%	241	0.44%	54,368	1114	55,482	75276	73.70%	2.01%	
19	TAMALE SOUTH	11,902	21.10%	265	0.47%	43,181	76.57%	203	0.36%	44	0.08%	736	1.31%	33	0.06%	33	0.06%	56,397	989	57,386	78168	73.41%	1.72%	
20	TOLON	15,824	46.80%	248	0.73%	17,142	50.69%	205	0.61%	46	0.14%	265	0.78%	29	0.09%	55	0.16%	33,814	1094	34,908	46223	75.52%	3.13%	
21	WALEWALE	12,913	39.03%	4,747	14.35%	14,940	45.15%	159	0.48%	40	0.12%	161	0.49%	60	0.18%	68	0.21%	33,088	1418	34,506	45756	75.41%	4.11%	
22	WULENSI	13,152	48.97%	362	1.35%	12,333	45.92%	88	0.33%	34	0.13%	253	0.94%	209	0.78%	426	1.59%	26,857	1410	28,267	36418	77.62%	4.99%	
23	YAGABA/KUBORI	4,902	41.46%	253	2.14%	6,363	53.82%	171	1.45%	53	0.45%	51	0.43%	18	0.15%	12	0.10%	11,823	513	12,336	16261	75.86%	4.16%	
24	YAPEI/KUSAWGU	11,461	44.53%	280	1.09%	13,531	52.57%	143	0.56%	48	0.19%	170	0.66%	27	0.10%	79	0.31%	25,739	1138	26,877	39753	67.61%	4.23%	
25	YENDI	15,845	53.02%	170	0.57%	13,173	44.08%	191	0.64%	32	0.11%	187	0.63%	216	0.72%	69	0.23%	29,883	831	30,714	39236	78.28%	2.71%	
26	ZABZUGU/TATALE	17,927	55.58%	177	0.55%	13,427	41.63%	124	0.38%	51	0.16%	416	1.29%	42	0.13%	89	0.28%	32,253	1513	33,766	43552	77.53%	4.48%	
	REGIONAL TOTALS	303,406	38.27%	16,638	2.10%	450,564	56.84%	4,589	0.58%	1,536	0.19%	10,844	1.37%	2,029	0.26%	3,136	0.40%	792,742	29,371	822,113	1,097,597	10	3.57%	
	Number of Constituencies Reported	26	out of	26					Control															

ELECTORAL COMMISSION OF GHANA
2008 PRESIDENTIAL RESULTS DATA SHEET

UPPER EAST REGION		VOTES OBTAINED BY CANDIDATES															TOTAL BALLOT STATISTICS			TURN-OUT STATISTICS			
No	Constituencies	(IN FIGURES)															Valid	Rejects	Total Cast	Reg. Voters	Turnout %	Reject %	
		Nana A D Akufo-Addo	Edward N Mahama	John E Atta-Mills	Emmanuel A Antwi	T N Ward Brew	Papa Kwesi Nduom	Kwabena Adjei	Kwesi Amofa-Yeboah														
1	BAWKU CENTRAL	19,933	50.49%	227	0.58%	18,943	47.99%	127	0.32%	37	0.09%	120	0.30%	20	0.05%	69	0.17%	39,476	65	39,541	56996	69.38%	0.16%
2	BINDURI	5,987	33.88%	278	1.57%	11,072	62.66%	153	0.87%	55	0.31%	93	0.53%	33	0.19%	-	0.00%	17,671	603	18,274	27610	66.19%	3.30%
3	BOLGATANGA	13,554	27.28%	4,383	8.82%	30,941	62.27%	162	0.33%	60	0.12%	472	0.95%	52	0.10%	63	0.13%	49,687	1972	51,659	73299	70.48%	3.82%
4	BONGO	9,889	33.52%	1,311	4.44%	17,686	59.95%	169	0.57%	103	0.35%	173	0.59%	52	0.18%	117	0.40%	29,500	1460	30,960	43232	71.61%	4.72%
5	BUILSA NORTH	6,080	31.62%	1,130	5.88%	11,352	59.03%	89	0.46%	42	0.22%	417	2.17%	30	0.16%	90	0.47%	19,230	927	20,157	26249	76.79%	4.60%
6	BUILSA SOUTH	2,959	27.35%	3,109	28.74%	4,562	42.17%	63	0.58%	29	0.27%	40	0.37%	21	0.19%	36	0.33%	10,819	740	11,559	15664	73.79%	6.40%
7	CHIANA-PAGA	8,270	30.87%	2,539	9.48%	14,887	55.58%	161	0.60%	86	0.32%	111	0.41%	119	0.44%	613	2.29%	26,786	1290	28,076	37873	74.13%	4.59%
8	GARU/TEMPANE	12,564	37.53%	462	1.38%	19,477	58.18%	408	1.22%	88	0.26%	234	0.70%	64	0.19%	178	0.53%	33,475	1752	35,227	51624	68.24%	4.97%
9	NABDAM	4,655	42.18%	675	6.12%	5,501	49.84%	82	0.74%	17	0.15%	62	0.56%	21	0.19%	24	0.22%	11,037	407	11,444	15611	73.31%	3.56%
10	PUSIGA	4,609	29.77%	313	2.02%	9,672	62.46%	173	1.12%	66	0.43%	495	3.20%	43	0.28%	113	0.73%	15,484	1184	16,668	27555	60.49%	7.10%
11	NAVRONGO CENTRAL	13,867	44.81%	2,403	7.77%	14,218	45.95%	147	0.48%	24	0.08%	195	0.63%	17	0.05%	73	0.24%	30,944	1226	32,170	43917	73.25%	3.81%
12	TALENSI	6,750	31.60%	2,748	12.86%	11,413	53.42%	162	0.76%	40	0.19%	97	0.45%	54	0.25%	99	0.46%	21,363	1338	22,701	31993	70.96%	5.89%
13	ZEBILLA	9,337	30.53%	771	2.52%	18,681	61.07%	204	0.67%	97	0.32%	291	0.95%	124	0.41%	1,083	3.54%	30,588	1642	32,230	44261	72.82%	5.09%
	REGIONAL TOTALS	118,454	35.25%	20,349	6.06%	188,405	56.06%	2,100	0.62%	744	0.22%	2,800	0.83%	650	0.19%	2,558	0.76%	336,060	14,606	350,666	495,884	9	1
	Number of Constituencies Reported	13	out of	13				13	Control	329,308													

ELECTORAL COMMISSION OF GHANA																							
2008 PRESIDENTIAL RESULTS DATA SHEET																							
UPPER WEST REGION		VOTES OBTAINED BY CANDIDATES															TOTAL BALLOT STATISTICS			TURN-OUT STATISTICS			
No	Constituencies	(IN FIGURES)															Valid	Rejects	Total Cast	Reg. Voters	Turnout %	Reject %	
		Nana A D Akufo-Addo		Edward N Mahama		John E Atta-Mills		Emmanuel A Antwi		T N Ward Brew		Papa Kwesi Nduom		Kwabena Adjei		Kwesi Amofa-Yeboah							
1	JIRAPA	6578	32%	297	1%	12899	64%	169	1%	98	0%	104	1%	54	0%	88	0%	20,287	681	20,968	34258	61%	3%
2	LAMBUSSIE	5563	48%	208	2%	5391	47%	113	1%	78	1%	62	1%	30	0%	104	1%	11,549	622	12,171	18875	64%	5%
3	LAWRA	12948	42%	523	2%	15830	52%	681	2%	110	0%	246	1%	51	0%	138	0%	30,527	1609	32,136	48036	67%	5%
4	NADOWLI EAST	4129	42%	189	2%	5245	53%	158	2%	24	0%	63	1%	18	0%	39	0%	9,865	571	10,436	15648	67%	5%
5	NADOWLI WEST	4583	22%	539	3%	14356	69%	396	2%	74	0%	144	1%	82	0%	513	2%	20,687	934	21,621	32956	66%	4%
6	SISSALA EAST	8251	45%	2754	15%	6958	38%	129	1%	80	0%	168	1%	27	0%	93	1%	18,460	1057	19,517	27105	72%	5%
7	SISSALA WEST	5846	36%	2758	17%	7214	45%	91	1%	38	0%	159	1%	33	0%	60	0%	16,199	840	17,039	23151	74%	5%
8	WA CENTRAL	17343	40%	667	2%	25214	57%	142	0%	38	0%	346	1%	49	0%	80	0%	43,879	1351	45,230	62896	72%	3%
9	WA EAST	10436	49%	418	2%	9898	46%	168	1%	65	0%	111	1%	68	0%	241	1%	21,405	1134	22,539	32298	70%	5%
10	WA WEST	5460	25%	272	1%	13917	63%	154	1%	81	0%	207	1%	295	1%	1860	8%	22,246	2637	24,883	33611	74%	11%
	REGIONAL TOTALS	81,137	38%	8,625	4%	116,922	54%	2,201	1%	686	0%	1,610	1%	707	0%	3,216	1%	215,104	11,436	226,540	328834	69%	5%
	Number of Constituencies Reported	10	out of	10					Control	#####													

VOLTA REGION		VOTES OBTAINED BY CANDIDATES														TOTAL BALLOT STATISTICS			TURN-OUT STATISTICS				
No	Constituencies	(IN FIGURES)														Valid	Rejects	Total Cast	Reg. Voters	Turnout %	Reject %		
		Nana A D Akufo-Addo	Edward N Mahama	John E Atta-Mills	Emmanuel A Antwi	T N Ward Brew	Papa Kwesi Nduom	Kwabena Adjei	Kwesi Amofa-Yeboah														
1	AKAN	7,403	31.09%	179	0.75%	15,961	67.04%	82	0.34%	20	0.08%	91	0.38%	22	0.09%	51	0.21%	23,809	682	24,491	37240	65.77%	2.78%
2	ANLO	863	2.66%	81	0.25%	31,153	95.97%	126	0.39%	20	0.06%	187	0.58%	10	0.03%	22	0.07%	32,462	490	32,952	46653	70.63%	1.49%
3	AVENOR-AVE	2,465	7.24%	194	0.57%	30,255	88.88%	342	1.00%	45	0.13%	296	0.87%	22	0.06%	420	1.23%	34,039	1183	35,222	54440	64.70%	3.36%
4	BIAKOYE	6,195	25.61%	163	0.67%	17,583	72.68%	104	0.43%	17	0.07%	102	0.42%	8	0.03%	20	0.08%	24,192	341	24,533	35737	68.65%	1.39%
5	BUEM	4,380	22.78%	88	0.46%	14,493	75.39%	93	0.48%	13	0.07%	119	0.62%	7	0.04%	31	0.16%	19,224	399	19,623	30067	65.26%	2.03%
6	CENTRAL TONGU	2,895	12.78%	89	0.39%	19,028	83.99%	184	0.81%	29	0.13%	388	1.71%	13	0.06%	28	0.12%	22,654	615	23,269	32743	71.07%	2.64%
7	HO CENTRAL	3,968	7.31%	135	0.25%	49,826	91.73%	71	0.13%	20	0.04%	258	0.47%	4	0.01%	36	0.07%	54,318	629	54,947	82031	66.98%	1.14%
8	HO EAST	1,373	5.91%	97	0.42%	21,168	91.10%	155	0.67%	35	0.15%	227	0.98%	30	0.13%	150	0.65%	23,235	525	23,760	35233	67.44%	2.21%
9	HO WEST	2,260	7.90%	129	0.45%	25,858	90.34%	110	0.38%	41	0.14%	201	0.70%	8	0.03%	15	0.05%	28,622	445	29,067	44155	65.83%	1.53%
10	HOHOE NORTH	5,000	12.82%	147	0.38%	32,816	84.13%	569	1.46%	41	0.11%	403	1.03%	16	0.04%	15	0.04%	39,007	665	39,672	62979	62.99%	1.68%
11	HOHOE SOUTH	1,597	7.70%	89	0.43%	18,850	90.89%	80	0.39%	20	0.10%	92	0.44%	5	0.02%	6	0.03%	20,739	256	20,995	31498	66.66%	1.22%
12	KETA	1,000	3.31%	85	0.28%	28,846	95.55%	70	0.23%	25	0.08%	145	0.48%	8	0.03%	9	0.03%	30,188	382	30,570	42303	72.26%	1.25%
13	KETU NORTH	7,617	21.26%	173	0.48%	27,513	76.78%	185	0.52%	46	0.13%	129	0.36%	26	0.07%	143	0.40%	35,832	890	36,722	53159	69.08%	2.42%
14	KETU SOUTH	2,815	4.67%	186	0.31%	56,484	93.77%	286	0.47%	54	0.09%	353	0.59%	13	0.02%	47	0.08%	60,238	1211	61,449	98283	62.52%	1.97%
15	KRACHI EAST	8,501	39.21%	132	0.61%	12,598	58.10%	88	0.41%	26	0.12%	284	1.31%	17	0.08%	36	0.17%	21,682	659	22,341	33268	67.15%	2.95%
16	KRACHI WEST	10,497	34.32%	364	1.19%	18,818	61.53%	123	0.40%	68	0.22%	315	1.03%	32	0.10%	368	1.20%	30,585	1197	31,782	51528	61.68%	3.77%
17	NKWANTA NORTH	9,807	46.23%	335	1.58%	10,334	48.71%	121	0.57%	40	0.19%	284	1.34%	41	0.19%	253	1.19%	21,215	940	22,155	29233	75.79%	4.24%
18	NKWANTA SOUTH	11,890	38.17%	250	0.80%	18,603	59.72%	197	0.63%	48	0.15%	87	0.28%	14	0.04%	59	0.19%	31,148	973	32,121	46037	69.77%	3.03%
19	NORTH DAYI	3,458	9.99%	109	0.31%	30,566	88.28%	87	0.25%	23	0.07%	357	1.03%	10	0.03%	13	0.04%	34,623	587	35,210	54034	65.16%	1.67%
20	NORTH TONGU	2,056	7.11%	93	0.32%	26,356	91.12%	136	0.47%	21	0.07%	242	0.84%	8	0.03%	13	0.04%	28,925	565	29,490	41352	71.31%	1.92%
21	SOUTH DAYI	1,384	8.89%	63	0.40%	13,965	89.68%	64	0.41%	12	0.08%	78	0.50%	3	0.02%	3	0.02%	15,572	257	15,829	25203	62.81%	1.62%
22	SOUTH TONGU	2,160	6.63%	90	0.28%	29,972	92.00%	126	0.39%	23	0.07%	179	0.55%	14	0.04%	15	0.05%	32,579	507	33,086	44946	73.61%	1.53%
	REGIONAL TOTALS	99,584	14.98%	3,271	0.49%	551,046	82.88%	3,399	0.51%	687	0.10%	4,817	0.72%	331	0.05%	1,753	0.26%	664,888	14,398	679,286	1,012,122	67.12%	2.12%

Number of Constituencies Reported 22 out of 22

Control 657,300

ELECTORAL COMMISSION OF GHANA
2008 PRESIDENTIAL RESULTS DATA SHEET

No	WESTERN REGION Constituencies	VOTES OBTAINED BY CANDIDATES															TOTAL BALLOT STATISTICS			TURN-OUT STATISTICS			
		(IN FIGURES)															Valid	Rejects	Total Cast	Reg. Voters	Turnout %	Reject %	
		Nana A D Akufo-Addo	Edward N Mahama	John E Atta-Mills	Emmanuel A Antwi	T N Ward Brew	Papa Kwesi Nduom	Kwabena Adjei	Kwesi Amofa-Yeboah														
1	AHANTA WEST	20,871	60.57%	134	0.39%	10,940	31.75%	161	0.47%	59	0.17%	2,223	6.45%	47	0.14%	21	0.06%	34,456	1527	35,983	55903	64.37%	4.24%
2	AMENFI CENTRAL	11,403	41.76%	110	0.40%	14,962	54.79%	145	0.53%	44	0.16%	365	1.34%	41	0.15%	237	0.87%	27,307	755	28,062	41609	67.44%	2.69%
3	AMENFI EAST	18,806	53.12%	147	0.42%	15,408	43.52%	159	0.45%	37	0.10%	779	2.20%	11	0.03%	58	0.16%	35,405	1006	36,411	50915	71.51%	2.76%
4	AMENFI WEST	12,586	39.86%	109	0.35%	18,323	58.03%	135	0.43%	27	0.09%	345	1.09%	15	0.05%	33	0.10%	31,573	876	32,449	46015	70.52%	2.70%
5	AOWIN	14,559	41.32%	151	0.43%	19,933	56.57%	181	0.51%	35	0.10%	318	0.90%	10	0.03%	49	0.14%	35,236	1293	36,529	57192	63.87%	3.54%
6	BIA	13,893	29.80%	217	0.47%	31,788	68.20%	269	0.58%	60	0.13%	283	0.61%	21	0.05%	82	0.18%	46,613	1955	48,568	80432	60.38%	4.03%
7	BIBIANI-ANHWIASO-BEKWAI	24,079	50.03%	160	0.33%	23,199	48.20%	183	0.38%	38	0.08%	413	0.86%	13	0.03%	48	0.10%	48,133	1145	49,278	61244	80.46%	2.32%
8	EFFIA KWESIMINTIM	33,853	59.98%	215	0.38%	20,051	35.53%	73	0.13%	30	0.05%	2,175	3.85%	10	0.02%	33	0.06%	56,440	1108	57,548	89427	64.35%	1.93%
9	ELLEMBELE	12,800	44.46%	300	1.04%	12,831	44.57%	176	0.61%	156	0.54%	2,425	8.42%	33	0.11%	67	0.23%	28,788	1586	30,374	48426	62.72%	5.22%
10	ESIKADU/KETAN	19,741	59.42%	119	0.36%	12,049	36.27%	42	0.13%	16	0.05%	1,218	3.67%	10	0.03%	27	0.08%	33,222	737	33,959	50517	67.22%	2.17%
11	EVALUE GWIRA	10,318	51.63%	80	0.40%	7,605	38.05%	87	0.44%	38	0.19%	1,777	8.89%	28	0.14%	52	0.26%	19,985	869	20,854	32183	64.80%	4.17%
12	JOMORO	12,534	32.99%	93	0.24%	15,642	41.17%	143	0.38%	98	0.26%	9,282	24.43%	61	0.16%	139	0.37%	37,992	2693	40,685	66369	61.30%	6.62%
13	JUABOSO	13,256	29.30%	198	0.44%	30,864	68.22%	286	0.63%	76	0.17%	488	1.08%	26	0.06%	47	0.10%	45,241	1652	46,893	71788	65.32%	3.52%
14	MPOHOR WASSA	17,793	46.98%	150	0.40%	17,207	45.43%	178	0.47%	70	0.18%	1,965	5.19%	405	1.07%	105	0.28%	37,873	1724	39,597	57385	69.00%	4.35%
15	PRESTEA/HUNI-VALLEY	24,021	45.99%	166	0.32%	23,937	45.83%	181	0.35%	97	0.19%	3,713	7.11%	28	0.05%	91	0.17%	52,234	1697	53,931	79792	67.59%	3.15%
16	SEFWI AKONTOMBRA	9,828	42.39%	97	0.42%	12,969	55.94%	163	0.70%	21	0.09%	53	0.23%	16	0.07%	38	0.16%	23,185	775	23,960	33044	72.51%	3.23%
17	SEFWI WIAWSO	18,147	41.54%	121	0.28%	24,904	57.01%	149	0.34%	43	0.10%	269	0.62%	9	0.02%	40	0.09%	43,682	1825	45,507	58302	78.05%	4.01%
18	SEKONDI	14,226	60.56%	262	1.12%	8,145	34.67%	29	0.12%	30	0.13%	763	3.25%	13	0.06%	24	0.10%	23,492	301	23,793	37589	63.30%	1.27%
19	SHAMA	14,243	48.25%	121	0.41%	14,270	48.34%	80	0.27%	22	0.07%	738	2.50%	18	0.06%	28	0.09%	29,520	695	30,215	42735	70.70%	2.30%
20	SUAMAN	4,004	40.06%	67	0.67%	5,731	57.34%	42	0.42%	6	0.06%	132	1.32%	5	0.05%	8	0.08%	9,995	310	10,305	16953	60.79%	3.01%
21	TAKORADI	23,349	62.35%	55	0.15%	12,476	33.32%	22	0.06%	10	0.03%	1,518	4.05%	5	0.01%	13	0.03%	37,448	548	37,996	56576	67.16%	1.44%
22	TARKWA-NSUAEM	31,960	59.80%	134	0.25%	19,166	35.86%	74	0.14%	28	0.05%	2,009	3.76%	20	0.04%	57	0.11%	53,448	876	54,324	79732	68.13%	1.61%
	REGIONAL TOTAL	376,270	47.55%	3,206	0.41%	372,400	47.06%	2,958	0.37%	1,041	0.13%	33,251	4.20%	845	0.11%	1,297	0.16%	791,268	25,953	817,221	1,214,128	67.31%	3.18%
	Number of Constituencies Reported	22	out of	22				Control															

PRESIDENTIAL RESULTS
RUN-OFF

ELECTION 2008 RUN-OFF NATIONAL RESULTS

	Const.	NPP	NDC	Valid	Rejects	Total Cast	Reg. Voters	Turnout %	Reject %
ASHANTI	39	1438820	479749	1918569	12259	1930828	2317686	83.31%	0.63%
BRONG AHAFO	24	384237	408029	792266	9047	801313	1164155	68.83%	1.13%
CENTRAL	19	325454	378975	704429	10359	714788	1020761	70.03%	1.45%
EASTERN	28	536366	396277	932643	10380	943023	1306852	72.16%	1.10%
GT. ACCRA	27	798556	953086	1751642	9166	1760808	2514739	70.02%	0.52%
NORTHERN	26	311774	500953	812727	14161	826888	1097597	75.34%	1.71%
UPPER EAST	13	117477	223994	341471	6915	348386	495884	70.26%	1.98%
UPPER WEST	10	81561	134926	216487	4637	221124	328834	67.24%	2.10%
VOLTA	22	102173	630899	733072	6924	739996	1012122	73.11%	0.94%
WESTERN	22	384028	414144	798172	9038	807210	1214128	66.48%	1.12%
NATIONAL TOTAL	230	4480446	4521032	9001478	92886	9094364	12472758	72.9%	1.0%

ELECTORAL COMMISSION OF GHANA												
2008 PRESIDENTIAL RUN-OFF RESULTS												
ASHANTI REGION		VOTES OBTAINED BY CANDIDATES						TOTAL BALLOT STATISTICS				TURN-OUT STATISTICS
No	Constituencies	(IN FIGURES)										
		Nana A D Akufo-Addo	John E Atta-Mills	Valid	Rejects	Total Cast	Reg. Voters	Turnout %	Reject %			
1	ADANSI ASOKWA	14,670	57.98%	10,634	42.02%	25,304	356	25,660	34100	75.25%	1.39%	
2	AFIGYA-SEKYERE EAST	40,788	80.88%	9,641	19.12%	50,429	423	50,852	57040	89.15%	0.83%	
3	AFIGYA-SEKYERE WEST	15,794	75.89%	5,019	24.11%	20,813	215	21,028	24371	86.28%	1.02%	
4	AKROFROM	9,635	64.28%	5,354	35.72%	14,989	156	15,145	20135	75.22%	1.03%	
5	AHAFO ANO NORTH	17,460	54.06%	14,836	45.94%	32,296	259	32,555	40949	79.50%	0.80%	
6	AHAFO ANO SOUTH	25,214	62.10%	15,391	37.90%	40,605	457	41,062	50840	80.77%	1.11%	
7	AMANSIE-WEST	46,757	85.73%	7,783	14.27%	54,540	539	55,079	65173	84.51%	0.98%	
8	ATWIMA-KWANWOMA	39,147	85.64%	6,564	14.36%	45,711	261	45,972	51995	88.42%	0.57%	
9	ATWIMA MPONUA	30,960	64.44%	17,086	35.56%	48,046	468	48,514	59112	82.07%	0.96%	
10	ATWIMA NWABIAGYA	63,272	79.30%	16,514	20.70%	79,786	411	80,197	99101	80.92%	0.51%	
11	ASANTE AKIM NORTH	44,586	75.05%	14,824	24.95%	59,410	385	59,795	74926	79.81%	0.64%	
12	ASANTE AKIM SOUTH	28,455	67.16%	13,911	32.84%	42,366	346	42,712	54041	79.04%	0.81%	
13	ASAWASE	28,441	42.58%	38,357	57.42%	66,798	334	67,132	94023	71.40%	0.50%	
14	ASOKWA	47,662	77.33%	13,971	22.67%	61,633	264	61,897	79931	77.44%	0.43%	
15	BANTAMA	56,227	86.82%	8,532	13.18%	64,759	169	64,928	69215	93.81%	0.26%	
16	BEKWAI	43,539	88.13%	5,862	11.87%	49,401	233	49,634	57380	86.50%	0.47%	
17	BOSOME-FREHO	17,810	81.50%	4,044	18.50%	21,854	178	22,032	25026	88.04%	0.81%	
18	BOSOMTWE	31,105	81.24%	7,181	18.76%	38,286	245	38,531	48222	79.90%	0.64%	
19	EFFIDUASI/ASOKORE	20,377	79.93%	5,115	20.07%	25,492	206	25,698	30862	83.27%	0.80%	
20	EJURA-SEKYEDUMASE	18,224	45.66%	21,692	54.34%	39,916	344	40,260	54500	73.87%	0.85%	

ELECTORAL COMMISSION OF GHANA														
2008 PRESIDENTIAL RUN-OFF RESULTS														
No	ASHANTI REGION Constituencies	VOTES OBTAINED BY CANDIDATES (IN FIGURES)					TOTAL BALLOT STATISTICS				TURN-OUT STATISTICS			
		Nana A D Akufo-Addo	John E Atta-Mills	Valid	Rejects	Total Cast	Reg. Voters	Turnout %	Reject %					
21	EJISU JUABEN	65,187	82.81%	13,535	17.19%	78,722	417	79,139	90796	87.16%	0.53%			
22	FOMENA	13,583	77.27%	3,996	22.73%	17,579	185	17,764	22569	78.71%	1.04%			
23	KUMAWU	23,400	75.69%	7,514	24.31%	30,914	278	31,192	37846	82.42%	0.89%			
24	KWABRE EAST	50,502	81.07%	11,796	18.93%	62,298	435	62,733	73222	85.68%	0.69%			
25	KWABRE WEST	31,171	83.87%	5,996	16.13%	37,167	183	37,350	46253	80.75%	0.49%			
26	KWADASO	62,110	87.50%	8,876	12.50%	70,986	344	71,330	75508	94.47%	0.48%			
27	MAMPONG	32,618	78.65%	8,854	21.35%	41,472	218	41,690	50667	82.28%	0.52%			
28	MANHYIA	95,281	82.50%	20,210	17.50%	115,491	391	115,882	121082	95.71%	0.34%			
29	NEW EDUBIASE	10,644	38.82%	16,775	61.18%	27,419	355	27,774	36930	75.21%	1.28%			
30	NHYIAESO	54,545	82.36%	11,681	17.64%	66,226	161	66,387	67540	98.29%	0.24%			
31	NSUTA/KWAMANG	21,424	73.94%	7,551	26.06%	28,975	410	29,385	34349	85.55%	1.40%			
32	OBUASI	52,019	66.47%	26,243	33.53%	78,262	359	78,621	104850	74.98%	0.46%			
33	ODOTOBRI	26,896	88.16%	3,613	11.84%	30,509	330	30,839	36954	83.45%	1.07%			
34	OFFINSO-NORTH	17,431	59.62%	11,805	40.38%	29,236	548	29,784	39154	76.07%	1.84%			
35	OFFINSO-SOUTH	29,538	70.66%	12,266	29.34%	41,804	385	42,189	52386	80.53%	0.91%			
36	OFORIKROM	45,866	64.53%	25,212	35.47%	71,078	348	71,426	99753	71.60%	0.49%			
37	OLD TAFO	47,476	77.97%	13,416	22.03%	60,892	198	61,090	66676	91.62%	0.32%			
38	SUAME	67,790	86.73%	10,368	13.27%	78,158	238	78,396	82758	94.73%	0.30%			
39	SUBIN	51,216	74.28%	17,731	25.72%	68,947	227	69,174	87451	79.10%	0.33%			
	REGIONAL TOTAL	1,438,820	74.99%	479,749	25.01%	1,918,569	12,259	1,930,828	2,317,686	83.31%	0.63%			

Number of Constituencies Reported 39 out of 39

ELECTORAL COMMISSION OF GHANA												
2008 PRESIDENTIAL RUN-OFF RESULTS												
No	BRONG AHAFO REGION Constituencies	VOTES OBTAINED BY CANDIDATES (IN FIGURES)				TOTAL BALLOT STATISTICS				TURN-OUT STATISTICS		
		Nana A D Akufo-Addo	John E Atta-Mills	Valid	Rejects	Total Cast	Reg. Voters	Turnout %	Reject %			
1	ASUNAFU NORTH	25,228	54.39%	21,153	45.61%	46,381	347	46,728	63,675	73.39%	0.74%	
2	ASUNAFU SOUTH	16,394	50.21%	16,254	49.79%	32,648	333	32,981	44,162	74.68%	1.01%	
3	ASUTIFI NORTH	11,858	55.99%	9,322	44.01%	21,180	159	21,339	26,766	79.72%	0.75%	
4	ASUTIFI SOUTH	10,379	48.12%	11,190	51.88%	21,569	210	21,779	27,970	77.87%	0.96%	
5	ATEBUBU/AMANTING	10,496	36.77%	18,052	63.23%	28,548	505	29,053	42,958	67.63%	1.74%	
6	BEREKUM	26,314	54.46%	22,008	45.54%	48,322	283	48,605	71,957	67.55%	0.58%	
7	DORMAA EAST	12,277	61.83%	7,579	38.17%	19,856	189	20,045	28,846	69.49%	0.94%	
8	DORMAA WEST	25,307	52.04%	23,319	47.96%	48,626	528	49,154	69,416	70.81%	1.07%	
9	JAMAN NORTH	8,614	37.89%	14,118	62.11%	22,732	336	23,068	39,067	59.05%	1.46%	
10	JAMAN SOUTH	18,123	58.05%	13,095	41.95%	31,218	328	31,546	48,005	65.71%	1.04%	
11	KINTAMPO NORTH	13,055	39.12%	20,320	60.88%	33,375	478	33,853	46,516	72.78%	1.41%	
12	KINTAMPO SOUTH	10,575	43.43%	13,775	56.57%	24,350	321	24,671	35,987	68.56%	1.30%	
13	NKORANZA NORTH	9,543	51.82%	8,871	48.18%	18,414	243	18,657	28,301	65.92%	1.30%	
14	NKORANZA SOUTH	16,299	47.14%	18,278	52.86%	34,577	454	35,031	46,428	75.45%	1.30%	
15	PRU	10,951	31.11%	24,248	68.89%	35,199	720	35,919	56,404	63.68%	2.00%	
16	SENE	8,007	27.79%	20,801	72.21%	28,808	609	29,417	43,485	67.65%	2.07%	
17	SUNYANI EAST	33,842	60.33%	22,255	39.67%	56,097	334	56,431	79,656	70.84%	0.59%	
18	SUNYANI WEST	22,367	56.83%	16,990	43.17%	39,357	357	39,714	55,206	71.94%	0.90%	
19	TAIN	2,035	9.42%	19,566	90.58%	21,601	400	22,001	53,880	40.83%	1.82%	
20	TANO NORTH	17,844	59.44%	12,177	40.56%	30,021	284	30,305	40,072	75.63%	0.94%	
21	TANO SOUTH	16,883	56.66%	12,914	43.34%	29,797	378	30,175	41,525	72.67%	1.25%	
22	TECHIMAN NORTH	13,420	50.61%	13,098	49.39%	26,518	236	26,754	36,285	73.73%	0.88%	
23	TECHIMAN SOUTH	25,950	44.57%	32,274	55.43%	58,224	498	58,722	85,730	68.50%	0.85%	
24	WENCHI	18,476	53.02%	16,372	46.98%	34,848	517	35,365	51,858	68.20%	1.46%	
REGIONAL TOTALS		384,237	48.50%	408,029	51.50%	792,266	9,047	801,313	1,164,155	68.83%	1.13%	
Number of Constituencies Reported		24	out of	24								

**ELECTORAL COMMISSION OF GHANA
2008 PRESIDENTIAL RUN-OFF RESULTS**

No	CENTRAL REGION Constituencies	VOTES OBTAINED BY CANDIDATES (IN FIGURES)			TOTAL BALLOT STATISTICS			TURN-OUT STATISTICS		
		Nana A D Akufo-Addo	John E Atta-Mills		Valid	Rejects	Total Cast	Reg. Voters	Turnout %	Reject %
1	ABURA/A/KWAMANKESE	14,293	22,344	60.99%	36,637	634	37,271	52,654	70.78%	1.70%
2	AGONA EAST	14,702	15,858	51.89%	30,560	523	31,083	43,365	71.68%	1.68%
3	AGONA WEST	23,156	22,103	48.84%	45,259	491	45,750	65,408	69.95%	1.07%
4	AJUMAKO/ENYAN/ESIAM	16,864	19,201	53.24%	36,065	754	36,819	51,759	71.14%	2.05%
5	ASIKUMA/ODOBEN/BRAKWA	18,629	18,170	49.38%	36,799	797	37,596	52,915	71.05%	2.12%
6	ASSIN NORTH	22,645	22,241	49.55%	44,886	547	45,433	64,868	70.04%	1.20%
7	ASSIN SOUTH	18,735	14,206	43.13%	32,941	474	33,415	44,717	74.73%	1.42%
8	AWUTU-SENYA	29,561	34,544	53.89%	64,105	914	65,019	97,870	66.43%	1.41%
9	CAPE COAST	31,521	39,917	55.88%	71,438	577	72,015	103,727	69.43%	0.80%
10	EFFUTU	12,236	14,790	54.73%	27,026	347	27,373	38,737	70.66%	1.27%
11	GOMOA EAST	14,451	21,218	59.49%	35,669	574	36,243	55,536	65.26%	1.58%
12	GOMOA WEST	13,685	20,287	59.72%	33,972	680	34,652	54,146	64.00%	1.96%
13	HEMANG LOWER DENKYIRA	10,177	8,917	46.70%	19,094	212	19,306	26,799	72.04%	1.10%
14	KEEA	18,105	28,640	61.27%	46,745	803	47,548	66,847	71.13%	1.69%
15	MFANTSEMAN EAST	4,716	12,847	73.15%	17,563	429	17,992	25,536	70.46%	2.38%
16	MFANTSEMAN WEST	20,631	28,345	57.88%	48,976	775	49,751	70,095	70.98%	1.56%
17	TWIFO/ATI MORKWAA	11,285	17,048	60.17%	28,333	389	28,722	39,062	73.53%	1.35%
18	UPPER DENKYIRA EAST	19,172	11,164	36.80%	30,336	255	30,591	42,721	71.61%	0.83%
19	UPPER DENKYIRA WEST	10,890	7,135	39.58%	18,025	184	18,209	23,999	75.87%	1.01%
	REGIONAL TOTAL	325,454	378,975	53.80%	704,429	10,359	714,788	1,020,761	70.03%	1.45%
	Number of Constituencies Reported			19	out of	19				

ELECTORAL COMMISSION OF GHANA												
2008 PRESIDENTIAL RUN-OFF RESULTS												
No	EASTERN REGION Constituencies	VOTES OBTAINED BY CANDIDATES (IN FIGURES)				TOTAL BALLOT STATISTICS				TURN-OUT STATISTICS		
		Nana A D Akuffo-Addo	John E Atta-Mills	Valid Votes	Rejects	Total Cast	Reg. Voters	Turnout %	Reject %			
1	ABETIFI	17,585	68.95%	7,920	31.05%	25,505	386	25,891	37835	68.43%	1.49%	
2	ABIREM	14,751	64.65%	8,064	35.35%	22,815	301	23,116	30405	76.03%	1.30%	
3	ABURI/NSAWAM	31,045	55.57%	24,820	44.43%	55,865	554	56,419	78836	71.57%	0.98%	
4	AFRAM PLAINS NORTH	3,748	16.58%	18,854	83.42%	22,602	369	22,971	32893	69.84%	1.61%	
5	AFRAM PLAINS SOUTH	5,641	28.67%	14,034	71.33%	19,675	297	19,972	30246	66.03%	1.49%	
6	AKIM ABUAKWA NORTH	16,277	62.81%	9,639	37.19%	25,916	250	26,166	36824	71.06%	0.96%	
7	AKIM ABUAKWA SOUTH	29,157	80.66%	6,991	19.34%	36,148	292	36,440	42149	86.46%	0.80%	
8	AKIM ODA	33,017	65.72%	17,224	34.28%	50,241	477	50,718	69619	72.85%	0.94%	
9	AKIM SWEDRU	21,299	67.48%	10,263	32.52%	31,562	411	31,973	41356	77.31%	1.29%	
10	AKROPONG	22,883	65.25%	12,189	34.75%	35,072	378	35,450	49256	71.97%	1.07%	
11	AKWATIA	19,398	54.54%	16,170	45.46%	35,568	610	36,178	49203	73.53%	1.69%	
12	ASUOGYAMAN	15,302	45.08%	18,642	54.92%	33,944	455	34,399	48662	70.69%	1.32%	
13	ATIWA	29,748	79.14%	7,841	20.86%	37,589	439	38,028	47107	80.73%	1.15%	
14	AYENSUONO	16,469	55.12%	13,409	44.88%	29,878	360	30,238	43483	69.54%	1.19%	
15	FANTEAKWA	21,726	59.30%	14,912	40.70%	36,638	412	37,050	50183	73.83%	1.11%	
16	KADE	28,802	68.68%	13,135	31.32%	41,937	702	42,639	56531	75.43%	1.65%	
17	LOWER MANYA	10,357	30.76%	23,315	69.24%	33,672	206	33,878	51242	66.11%	0.61%	
18	LOWER WEST AKIM	21,784	58.00%	15,774	42.00%	37,558	281	37,839	53234	71.08%	0.74%	

ELECTORAL COMMISSION OF GHANA												
2008 PRESIDENTIAL RUN-OFF RESULTS												
No	EASTERN REGION Constituencies	VOTES OBTAINED BY CANDIDATES (IN FIGURES)				TOTAL BALLOT STATISTICS				TURN-OUT STATISTICS		
		Nana A D Akufo-Addo	John E Atta-Mills	Valid Votes	Rejects	Total Cast	Reg. Voters	Turnout %	Reject %			
19	MPRAESO	18,068	67.67%	8,632	32.33%	26,700	366	27,066	38347	70.58%	1.35%	
20	NEW JUABEN NORTH	17,399	69.61%	7,596	30.39%	24,995	169	25,164	34429	73.09%	0.67%	
21	NEW JUABEN SOUTH	32,751	58.69%	23,048	41.31%	55,799	295	56,094	76120	73.69%	0.53%	
22	NKAWKAW	29,685	72.09%	11,494	27.91%	41,179	310	41,489	57916	71.64%	0.75%	
23	OFOASE/AYIREBI	18,077	63.43%	10,420	36.57%	28,497	422	28,919	40163	72.00%	1.46%	
24	OKERE	12,053	61.89%	7,421	38.11%	19,474	239	19,713	26737	73.73%	1.21%	
25	SUHUM	21,736	55.67%	17,306	44.33%	39,042	439	39,481	56447	69.94%	1.11%	
26	UPPER MANYA	5,386	24.99%	16,166	75.01%	21,552	223	21,775	35036	62.15%	1.02%	
27	UPPER WEST AKIM	11,885	42.42%	16,131	57.58%	28,016	359	28,375	39433	71.96%	1.27%	
28	YILO KROBO	10,337	29.36%	24,867	70.64%	35,204	378	35,582	53160	66.93%	1.06%	
	REGIONAL TOTALS	536,366	57.51%	396,277	42.49%	932,643	10,380	943,023	1,306,852	72.16%	1.10%	
	Number of Constituencies Reported	28		out of		28						

**ELECTORAL COMMISSION OF GHANA
2008 PRESIDENTIAL RUN-OFF RESULTS**

GREATER ACCRA REGION		VOTES OBTAINED BY CANDIDATES (IN FIGURES)				TOTAL BALLOT STATISTICS				TURN-OUT STATISTICS		
No.	Constituencies	Nana A D Akufo-Addo	John E Atta-Mills	Valid	Rejects	Total Cast	Reg. Voters	Turnout %	Reject %			
1	ABLEKUMA CENTRAL	42,036	47,625	89,661	573	90,234	127,678	70.67%	0.64%			
2	ABLEKUMA NORTH	49,842	33,811	83,653	357	84,010	121,281	69.27%	0.42%			
3	ABLEKUMA SOUTH	55,337	60,185	115,522	525	116,047	161,436	71.88%	0.45%			
4	ABOKOBI-MADINA	29,096	36,983	66,079	251	66,330	92,014	72.09%	0.38%			
5	ADA	3,428	17,701	21,129	227	21,356	30,526	69.96%	1.06%			
6	ADENTA	17,914	22,438	40,352	169	40,521	60,859	66.58%	0.42%			
7	ASHAIMAN	31,763	59,519	91,282	477	91,759	133,054	68.96%	0.52%			
8	AYAWASO EAST	28,634	51,941	80,575	420	80,995	115,454	70.15%	0.52%			
9	AYAWASO CENTRAL	33,231	33,279	66,510	276	66,786	94,340	70.79%	0.41%			
10	AYAWASO WEST-WUOGON	25,535	27,115	52,650	144	52,794	79,746	66.20%	0.27%			
11	DADE KOTOPON	32,972	47,174	80,146	310	80,456	108,555	74.12%	0.39%			
12	DOMEABRA-OBOM	1,892	13,869	15,761	301	16,062	23,633	67.96%	1.87%			
13	DOME-KWABENYA	38,619	25,881	64,500	245	64,745	94,495	68.52%	0.38%			
14	KLOTTEY KORLE	29,333	33,230	62,563	344	62,907	90,078	69.84%	0.55%			
15	KPONE-KATAMANSU	11,517	23,346	34,863	238	35,101	50,383	69.67%	0.68%			

**ELECTORAL COMMISSION OF GHANA
2008 PRESIDENTIAL RUN-OFF RESULTS**

GREATER ACCRA REGION		VOTES OBTAINED BY CANDIDATES (IN FIGURES)			TOTAL BALLOT STATISTICS			TURN-OUT STATISTICS		
No.	Constituencies	Nana A D Akufo-Addo	John E Atta-Mills	Valid	Rejects	Total Cast	Reg. Voters	Turnout %	Reject %	
16	KROWOR	24,115	29,921	54,036	190	54,226	78565	69.02%	0.35%	
17	LEDZOKUKU	31,684	44,652	76,336	390	76,726	108283	70.86%	0.51%	
18	NINGO-PRAMPAM	4,343	21,988	26,331	254	26,585	38138	69.71%	0.96%	
19	ODODIODOO	25,989	37,414	63,403	386	63,789	93528	68.20%	0.61%	
20	OAKIKWEI NORTH	48,030	46,325	94,355	296	94,651	133865	70.71%	0.31%	
21	OAKIKWEI SOUTH	37,679	30,256	67,935	230	68,165	97897	69.63%	0.34%	
22	SEGE	3,585	15,171	18,756	263	19,019	26816	70.92%	1.38%	
23	SHAI OSUDOKU	5,536	16,943	22,479	257	22,736	31418	72.37%	1.13%	
24	TEMA EAST	45,285	39,672	84,957	490	85,447	122586	69.70%	0.57%	
25	TEMA WEST	39,836	34,761	74,597	283	74,880	104954	71.35%	0.38%	
26	TROBU-AMASAMAN	35,175	41,174	76,349	498	76,847	109530	70.16%	0.65%	
27	WEIJA	66,150	60,712	126,862	772	127,634	185627	68.76%	0.60%	
	REGIONAL TOTALS	798,556	953,086	1,751,642	9,166	1,760,808	2,514,739	70.02%	0.52%	

Number of Constituencies Reported 27 out of 27

ELECTORAL COMMISSION OF GHANA														
2008 PRESIDENTIAL RUN-OFF RESULTS														
NORTHERN REGION		VOTES OBTAINED BY CANDIDATES					TOTAL BALLOT STATISTICS					TURN-OUT STATISTICS		
No	Constituencies	(IN FIGURES)					Valid	Rejects	Total Cast	Reg. Voters	Turnout %	Reject %		
		Nana A D Akuffo-Addo	John E Atta-Mills											
1	BIMBILA	24,102	59.61%	16,333	40.39%	40,435	896	41,331	56284	73.43%	2.17%			
2	BOLE	4,979	27.75%	12,962	72.25%	17,941	362	18,303	27119	67.49%	1.98%			
3	BUNKPURUGU	7,724	24.00%	24,463	76.00%	32,187	513	32,700	43998	74.32%	1.57%			
4	CHEREPONI	9,647	57.00%	7,278	43.00%	16,925	432	17,357	23270	74.59%	2.49%			
5	DAMONGO/DABOYA	10,647	41.48%	15,019	58.52%	25,666	539	26,205	37346	70.17%	2.06%			
6	GUSHEIEGU	13,852	47.02%	15,608	52.98%	29,460	967	30,427	37958	80.16%	3.18%			
7	KARAGA	8,952	38.35%	14,393	61.65%	23,345	454	23,799	32050	74.26%	1.91%			
8	KPANDAI	10,893	39.08%	16,981	60.92%	27,874	581	28,455	39715	71.65%	2.04%			
9	KUMBUNGU	5,394	18.49%	23,784	81.51%	29,178	408	29,586	36459	81.15%	1.38%			
10	MION	12,586	44.10%	15,952	55.90%	28,538	687	29,225	39956	73.14%	2.35%			
11	NALERIGU/GAMBAGA	11,479	33.64%	22,643	66.36%	34,122	879	35,001	47802	73.22%	2.51%			
12	NANTON	7,337	47.68%	8,050	52.32%	15,387	213	15,600	18825	82.87%	1.37%			
13	SABOBA	8,942	43.89%	11,430	56.11%	20,372	378	20,750	26423	78.53%	1.82%			
14	SALAGA	15,516	42.79%	20,743	57.21%	36,259	608	36,867	50032	73.69%	1.65%			
15	SAWLA-TUNA-KALBA	6,164	29.35%	14,840	70.65%	21,004	693	21,697	36851	58.88%	3.19%			
16	SAVELUGU	10,404	33.90%	20,285	66.10%	30,689	576	31,265	38520	81.17%	1.84%			
17	TAMALE CENTRAL	22,190	32.90%	45,256	67.10%	67,446	283	67,729	84346	80.30%	0.42%			
18	TAMALE NORTH	10,919	18.62%	47,729	81.38%	58,648	473	59,121	75276	78.54%	0.80%			

**ELECTORAL COMMISSION OF GHANA
2008 PRESIDENTIAL RUN-OFF RESULTS**

NORTHERN REGION		VOTES OBTAINED BY CANDIDATES				TOTAL BALLOT STATISTICS			TURN-OUT STATISTICS		
No	Constituencies	(IN FIGURES)				Valid	Rejects	Total Cast	Reg. Voters	Turnout %	Reject %
		Nana A D Akufo-Addo	John E Atta-Mills								
19	TAMALE SOUTH	12,958	21.01%	48,711	78.99%	61,669	456	62,125	78168	79.48%	0.73%
20	TOLON	17,477	48.44%	18,602	51.56%	36,079	582	36,661	46223	79.31%	1.59%
21	WALEWALE	15,144	44.25%	19,082	55.75%	34,226	782	35,008	45756	76.51%	2.23%
22	WULENSI	13,925	54.11%	11,811	45.89%	25,736	372	26,108	36418	71.69%	1.42%
23	YAGABA/KUBORI	4,706	42.76%	6,299	57.24%	11,005	373	11,378	16261	69.97%	3.28%
24	YAPEI/KUSAWGU	11,129	42.89%	14,817	57.11%	25,946	557	26,503	39753	66.67%	2.10%
25	YENDI	16,896	54.94%	13,858	45.06%	30,754	379	31,133	39236	79.35%	1.22%
26	ZABZUGU/TATALE	17,812	55.95%	14,024	44.05%	31,836	718	32,554	43552	74.75%	2.21%
	REGIONAL TOTALS	311,774	38.36%	500,953	61.64%	812,727	14,161	826,888	1,097,597	75.34%	1.71%
	Number of Constituencies Reported	26		out of	26						

ELECTORAL COMMISSION OF GHANA												
2008 PRESIDENTIAL RUN-OFF RESULTS												
UPPER EAST REGION		VOTES OBTAINED BY CANDIDATES (IN FIGURES)					TOTAL BALLOT STATISTICS				TURN-OUT STATISTICS	
No	Constituencies	Nana A D Akufo-Addo	John E Atta-Mills	Valid	Rejects	Total Cast	Reg. Voters	Turnout %	Reject %			
1	BAWKU CENTRAL	18,540	43.79%	23,800	56.21%	42,340	642	42,982	56996	75.41%	1.49%	1.49%
2	BINDURI	5,449	29.31%	13,139	70.69%	18,588	511	19,099	27610	69.17%	2.68%	2.68%
3	BOLGATANGA	15,498	30.24%	35,746	69.76%	51,244	689	51,933	73299	70.85%	1.33%	1.33%
4	BONGO	10,047	34.26%	19,276	65.74%	29,323	587	29,910	43232	69.18%	1.96%	1.96%
5	BUILSA NORTH	5,863	31.40%	12,808	68.60%	18,671	319	18,990	26249	72.35%	1.68%	1.68%
6	BUILSA SOUTH	2,607	25.98%	7,429	74.02%	10,036	223	10,259	15664	65.49%	2.17%	2.17%
7	CHIANA-PAGA	8,355	30.88%	18,698	69.12%	27,053	550	27,603	37873	72.88%	1.99%	1.99%
8	GARU/TEMPANE	11,881	35.52%	21,572	64.48%	33,453	828	34,281	51624	66.41%	2.42%	2.42%
9	NABDAM	4,105	38.56%	6,541	61.44%	10,646	236	10,882	15611	69.71%	2.17%	2.17%
10	NAVRONGO CENTRAL	14,092	45.52%	16,863	54.48%	30,955	488	31,443	43917	71.60%	1.55%	1.55%
11	PUSIGA	4,399	25.29%	12,996	74.71%	17,395	663	18,058	27555	65.53%	3.67%	3.67%
12	TALENSI	6,666	31.53%	14,475	68.47%	21,141	476	21,617	31993	67.57%	2.20%	2.20%
13	ZEBILLA	9,975	32.57%	20,651	67.43%	30,626	703	31,329	44261	70.78%	2.24%	2.24%
REGIONAL TOTALS		117,477	34.40%	223,994	65.60%	341,471	6,915	348,386	495,884	70.26%	1.98%	1.98%
Number of Constituencies Reported												13

ELECTORAL COMMISSION OF GHANA													
2008 PRESIDENTIAL RUN-OFF RESULTS													
UPPER WEST REGION		VOTES OBTAINED BY CANDIDATES				TOTAL BALLOT STATISTICS			TURN-OUT STATISTICS				
No	Constituencies	(IN FIGURES)				Valid	Rejects	Total Cast	Reg. Voters	Turnout %	Reject %		
		Nana A D Akufo-Addo	John E Atta-Mills										
1	JIRAPA	5430	26.24%	15265	73.76%	20,695	477	21,172	34258	61.80%	2.25%		
2	LAMBUSSIE	4418	39.02%	6905	60.98%	11,323	315	11,638	18875	61.66%	2.71%		
3	LAWRA	11920	38.84%	18771	61.16%	30,691	719	31,410	48036	65.39%	2.29%		
4	NADOWLI EAST	3754	37.23%	6330	62.77%	10,084	257	10,341	15648	66.09%	2.49%		
5	NADOWLI WEST	4550	21.36%	16750	78.64%	21,300	365	21,665	32956	65.74%	1.68%		
6	SISSALA EAST	10352	55.90%	8166	44.10%	18,518	367	18,885	27105	69.67%	1.94%		
7	SISSALA WEST	7490	47.16%	8392	52.84%	15,882	384	16,266	23151	70.26%	2.36%		
8	WA CENTRAL	17632	38.27%	28440	61.73%	46,072	583	46,655	62896	74.18%	1.25%		
9	WA EAST	10573	48.09%	11413	51.91%	21,986	600	22,586	32298	69.93%	2.66%		
10	WA WEST	5442	27.30%	14494	72.70%	19,936	570	20,506	33611	61.01%	2.78%		
	REGIONAL TOTALS	81,561	37.67%	134,926	62.33%	216,487	4,637	221,124	328834	67.24%	2.10%		
	Number of Constituencies Reported		10										

ELECTORAL COMMISSION OF GHANA													
2008 PRESIDENTIAL RUN-OFF RESULTS													
No	VOLTA REGION Constituencies	VOTES OBTAINED BY CANDIDATES (IN FIGURES)				TOTAL BALLOT STATISTICS				TURN-OUT STATISTICS			
		Nana A D Akufo-Addo		John E Atta-Mills		Valid	Rejects	Total Cast	Reg. Voters	Turnout %	Reject %		
1	AKAN	6,765	28.71%	16,801	71.29%	23,566	347	23,913	37240	64.21%	1.45%		
2	ANLO	1,328	3.54%	36,207	96.46%	37,535	199	37,734	46653	80.88%	0.53%		
3	AVENOR-AVE	2,644	6.63%	37,216	93.37%	39,860	435	40,295	54440	74.02%	1.08%		
4	BIAKOYE	6,301	26.47%	17,499	73.53%	23,800	282	24,082	35737	67.39%	1.17%		
5	BUEM	4,012	20.81%	15,271	79.19%	19,283	199	19,482	30067	64.80%	1.02%		
6	CENTRAL TONGU	3,580	14.17%	21,680	85.83%	25,260	285	25,545	32743	78.02%	1.12%		
7	HO CENTRAL	4,173	6.92%	56,172	93.08%	60,345	262	60,607	82031	73.88%	0.43%		
8	HO EAST	1,836	6.46%	26,605	93.54%	28,441	273	28,714	35233	81.50%	0.95%		
9	HO WEST	2,464	7.48%	30,475	92.52%	32,939	287	33,226	44155	75.25%	0.86%		
10	HOOE NORTH	5,156	12.13%	37,363	87.87%	42,519	329	42,848	62979	68.04%	0.77%		
11	HOOE SOUTH	1,860	7.77%	22,218	92.28%	24,078	136	24,214	31498	76.87%	0.56%		
12	KETA	1,057	3.04%	33,693	96.96%	34,750	206	34,956	42303	82.63%	0.59%		
13	KETU NORTH	6,365	16.97%	31,132	83.03%	37,497	446	37,943	53159	71.38%	1.18%		
14	KETU SOUTH	3,415	4.74%	68,595	95.26%	72,010	606	72,616	98283	73.88%	0.83%		
15	KRACHI EAST	8,388	38.45%	13,427	61.55%	21,815	337	22,152	33268	66.59%	1.52%		
16	KRACHI WEST	11,663	34.03%	22,612	65.97%	34,275	537	34,812	51528	67.56%	1.54%		
17	NKWANTA NORTH	9,480	46.35%	10,974	53.65%	20,454	381	20,835	29233	71.27%	1.83%		
18	NKWANTA SOUTH	11,419	36.46%	19,899	63.54%	31,318	530	31,848	46037	69.18%	1.66%		
19	NORTH DAYI	3,626	9.78%	33,464	90.22%	37,090	207	37,297	54034	69.03%	0.56%		
20	NORTH TONGU	2,370	6.97%	31,636	93.03%	34,006	270	34,276	41352	82.89%	0.79%		
21	SOUTH DAYI	1,425	8.25%	15,838	91.75%	17,263	137	17,400	25203	69.04%	0.79%		
22	SOUTH TONGU	2,846	8.14%	32,122	91.86%	34,968	233	35,201	44946	78.32%	0.66%		
	REGIONAL TOTALS	102,173	13.94%	630,899	86.06%	733,072	6,924	739,996	1,012,122	73.11%	0.94%		

Number of Constituencies Reported

22 out of 22

ELECTORAL COMMISSION OF GHANA													
2008 PRESIDENTIAL RUN-OFF RESULTS													
No	WESTERN REGION Constituencies	VOTES OBTAINED BY CANDIDATES (IN FIGURES)					TOTAL BALLOT STATISTICS				TURN-OUT STATISTICS		
		Nana A D Akufo-Addo		John E Atta-Mills			Valid	Rejects	Total Cast	Reg. Voters	Turnout %	Reject %	
1	AHANTA WEST	22,434	63.75%	12,754	36.25%	35,188	617	35,805	55,903	64.05%	1.72%		
2	AMENFI CENTRAL	11,152	41.76%	15,553	58.24%	26,705	397	27,102	41,609	65.13%	1.46%		
3	AMENFI EAST	19,608	54.58%	16,314	45.42%	35,922	629	36,551	50,915	71.79%	1.72%		
4	AMENFI WEST	11,700	37.99%	19,101	62.01%	30,801	399	31,200	46,015	67.80%	1.28%		
5	AOWIN	13,581	39.23%	21,039	60.77%	34,620	434	35,054	57,192	61.29%	1.24%		
6	BIA	12,966	27.58%	34,053	72.42%	47,019	605	47,624	80,432	59.21%	1.27%		
7	BIBIANI-ANHWIASO-BEKWAI	24,438	49.97%	24,468	50.03%	48,906	423	49,329	61,244	80.55%	0.86%		
8	EFFIA KWESIMINTIM	35,726	60.52%	23,301	39.48%	59,027	360	59,387	89,427	66.41%	0.61%		
9	ELLEBELE	13,731	48.26%	14,719	51.74%	28,450	295	28,745	48,426	59.36%	1.03%		
10	ESIKADU/KETAN	20,656	60.02%	13,758	39.98%	34,414	372	34,786	50,517	68.86%	1.07%		
11	EVALUE GWIRA	10,818	54.33%	9,094	45.67%	19,912	260	20,172	32,183	62.68%	1.29%		
12	JOMORO	16,686	45.69%	19,836	54.31%	36,522	412	36,934	66,369	55.65%	1.12%		
13	JUABOSO	12,030	26.33%	33,665	73.67%	45,695	663	46,358	71,788	64.58%	1.43%		
14	MPOHOR WASSA	18,456	48.44%	19,644	51.56%	38,100	481	38,581	57,385	67.23%	1.25%		
15	PRESTEA/HUNI-VALLEY	24,446	46.75%	27,840	53.25%	52,286	487	52,773	79,792	66.14%	0.92%		
16	SEFWI AKONTOMBRA	8,782	38.55%	13,999	61.45%	22,781	224	23,005	33,044	69.62%	0.97%		
17	SEFWI WIAWSO	15,699	36.82%	26,935	63.18%	42,634	639	43,273	58,302	74.22%	1.48%		
18	SEKONDI	16,232	60.74%	10,490	39.26%	26,722	175	26,897	37,589	71.56%	0.65%		
19	SHAMA	14,373	48.04%	15,547	51.96%	29,920	497	30,417	42,735	71.18%	1.63%		
20	TAKORADI	24,461	62.96%	14,388	37.04%	38,849	175	39,024	56,576	68.98%	0.45%		
21	TARKWA-NSUAEM	32,663	60.37%	21,443	39.63%	54,106	388	54,494	79,732	68.35%	0.71%		
22	SUAMAN	3,390	35.34%	6,203	64.66%	9,593	106	9,699	16,953	57.21%	1.09%		
	REGIONAL TOTAL	384,028	48.11%	414,144	51.89%	798,172	9,038	807,210	1,214,128	66.48%	1.12%		
	Number of Constituencies Reported	22	out of	22									