

William Hare  
Waste and Utility Report  
2019



**263K**

kilograms of waste has been collected

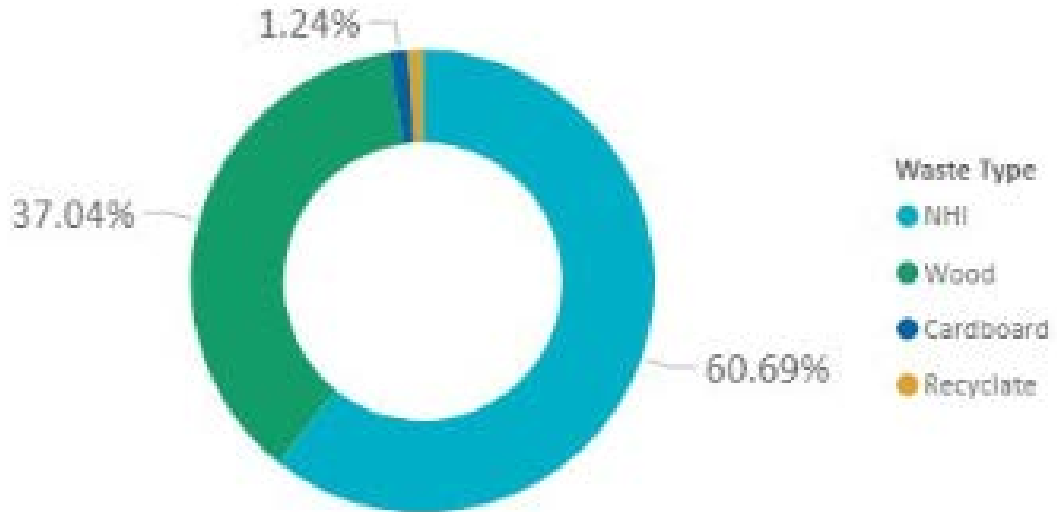
**100.00%**

of your waste has been diverted from landfill

**39.31%**

of your waste has been recycled

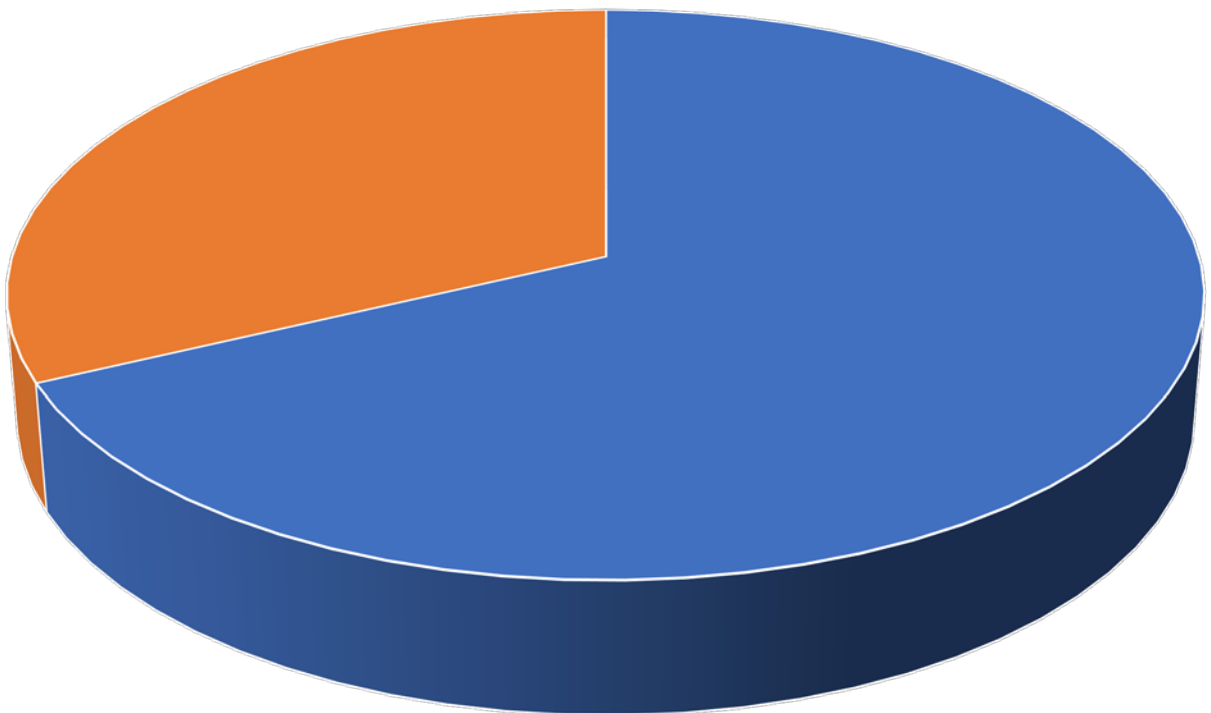
Total Weight (kg) by Waste Type



Site Name	Recycling %	Diversion %	Total Weight (kg)
William Hare Ltd (Scarborough)	22.06%	100.00%	94,462
William Hare Ltd (Grantham)	84.22%	100.00%	59,467
Braithwaite Engineering / Wm Hare Risca	39.86%	100.00%	47,472
William Hare Ltd (California Works)	32.89%	100.00%	39,095
William Hare Ltd (Head Office)	3.68%	100.00%	22,898
<b>Total</b>	<b>39.31%</b>	<b>100.00%</b>	<b>263,394</b>

Paint dust and contaminated overalls disposed of for 2019 (Painting Facility only).

Paint Dust and Contaminated Overalls Disposal



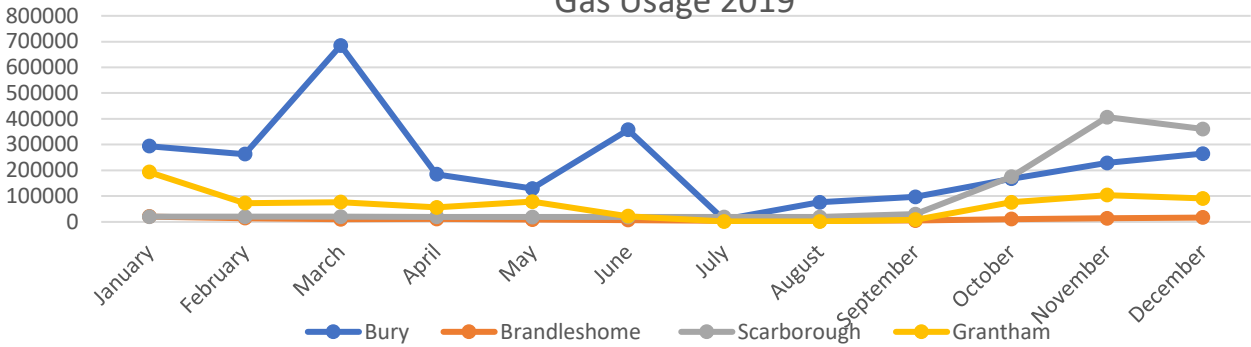
■ Dried Paint Dust 52 Tonnes    ■ Contaminated Overalls Tonnes 24.5

02

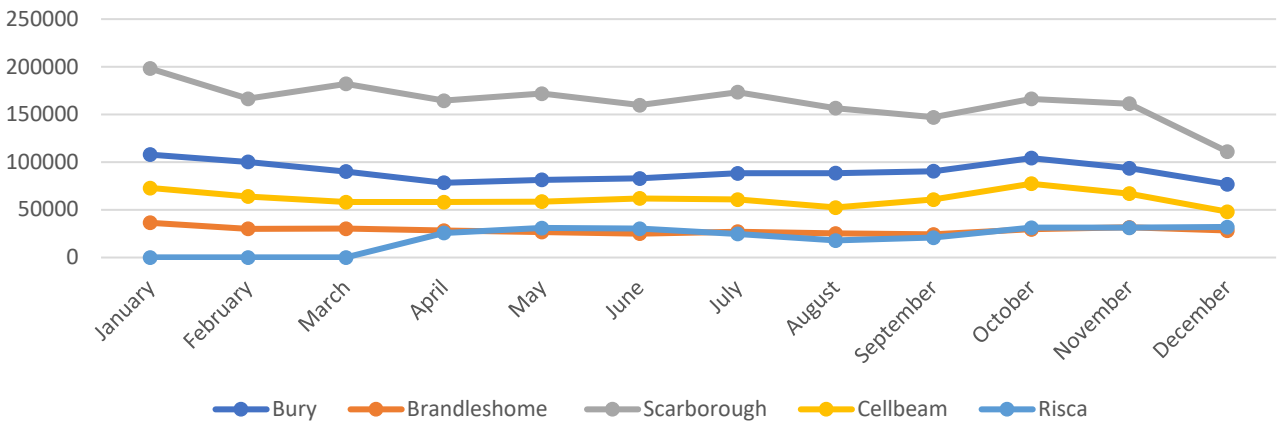
# Utility Data



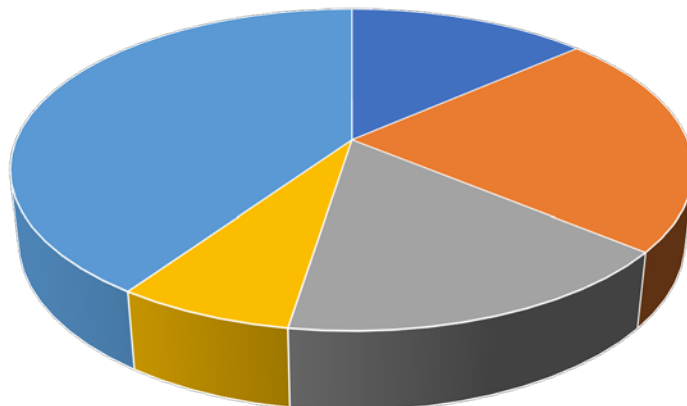
## Gas Usage 2019



## Electricity Usage 2019



## Water usage m<sup>3</sup> per person



■ Brandlesholme 3.6m<sup>3</sup> ■ Bury 12.7m<sup>3</sup> ■ Cellbeam 38.43m<sup>3</sup> ■ Risca 20.58m<sup>3</sup> ■ Scarborough 13.53m<sup>3</sup>