

2017 WASHINGTON FOOTBALL INFORMATION

2017 HUSKY FOOTBALL QUICK FACTS

Location	Seattle, Wash., 98195
Enrollment	46,081 (Seattle campus; total graduate and undergraduate)
Nickname	Huskies
Colors	Purple & Gold
Conference	Pacific-12
President	Ana Mari Cauce
Director of Athletics	Jennifer Cohen
Faculty Representative	Frank Hodge
Athletic Department Phone	(206) 543-2210
Ticket Office Phone	(206) 543-2200
Official Athletics Website	www.gohuskies.com
Football Twitter Account	@UW_Football
Stadium (Built/Renovated)	Husky Stadium (1920/2013)
Husky Stadium Capacity	70,138
Husky Stadium Playing Surface	FieldTurf (2013)
Head Coach	Chris Petersen (UC Davis '88)
Petersen Career Record	119-26 (11 years)
Petersen Record at UW	27-14 (3 years)
2016 Record	12-2, 8-1 Pac-12 (Pac-12 champions)
Letterwinners Returning/Lost	53/17
Offensive Starters Returning	8
	OL Trey Adams, Jr.; OL Andrew Kirkland, Jr.; OL Coleman Shelton, Sr.; OL Kaleb McGary, Jr.; TE Drew Sample, Sr.; TB Myles Gaskin, Jr.; QB Jake Browning, Jr.; WR Dante Pettis, Sr.
Defensive Starters Returning	7
	DL Greg Gaines, Jr.; DL Vita Vea, Jr.; OLB Connor O'Brien, Sr.; LB Keishawn Bierria, Sr.; LB Azeem Victor, Sr.; DB Jojo McIntosh, Jr.; DB Taylor Rapp, So.
Specialist Starters Returning	1
	P/PK Tristan Vizcaino, Sr.

HUSKY FOOTBALL COACHING STAFF

Chris Petersen , fourth year	Head Coach
Keith Bhonapha , fourth year	Recruiting Coordinator/Running Backs
Bob Gregory , fourth year	Asst. Head Coach/Linebackers/Special Teams Coord.
Scott Huff , first year	Offensive Line/Run Game Coordinator
Pete Kwiatkowski , fourth year	Defensive Coordinator
Jimmy Lake , fourth year	Co-Defensive Coordinator/Defensive Backs
Matt Lubick , first year	Wide Receivers/Co-Offensive Coordinator
Ikaika Malloe , second year	Defensive Line
Jonathan Smith , fourth year	Offensive Coordinator/Quarterbacks
Jordan Paopao , sixth year	Tight Ends
Tim Socha , fourth year	Head Strength & Conditioning Coach
Terrence Brown , third year	Graduate Assistant
Kyle Jolly , second year	Graduate Assistant
Tyler Osborne , first year	Graduate Assistant
Jody Owens , first year	Graduate Assistant
Rich Rasmussen , fourth year	Chief Administrative Office
Aaron Knotts , third year	Director of Player Personnel
Deborah Goldstein , ninth year	Director of Football Operations

ATHLETIC COMMUNICATIONS DEPARTMENT (206) 543-2230 • WWW.GOHUSKIES.COM

Jeff Bechthold , Director (primary football contact)	bechthold@uw.edu office: (206) 685-7910
Brian Tom , Associate Director (football contact)	briantom@uw.edu office: (206) 897-1742
Traci Bode , Assistant	tbode10@uw.edu office: (206) 897-1743
Mike Bruscas , Assistant	mbruscas@uw.edu office: (206) 685-2331
Ashley Walker , Assistant	awalker1@uw.edu office: (206) 685-3119

TABLE OF CONTENTS

2017 Quick Facts	1
2017 Husky Football Roster	2-3
2017 Husky Football Player Bios	4-33
2017 Husky Football Coaching Staff	34-40
2016 Season Statistics	41-57
2016 Game-By-Game Box Scores	58-85
UW Team Records	86-97
UW Individual Records	96-142
Opponent Records	143-154
All-Time Statistical Trends	155-158
UW Award Winners	159-168
All-Time Lettermen	169-175
All-Time UW Head Coaches	175
All-Time UW Starting Lineups	176-179
UW In The Pro Football Draft	180-181
UW Players In Pro Football	182-184
All-Time Year-By-Year Results	185-207
All-Time Series Records	208-212

2017 WASHINGTON FOOTBALL SCHEDULE

Fri., Sept. 1	at Rutgers (FOX Sports 1)	5:00 p.m. PT
Sat., Sept. 9	MONTANA (Pac-12 Network)	5:00 p.m. PT
Sat., Sept. 16	FRESNO STATE (Pac-12 Network)	6:30 p.m. PT
Sat., Sept. 23	at Colorado*	TBD
Sat., Sept. 30	at Oregon*	TBD
Sat., Oct. 7	CALIFORNIA*	TBD
Sat., Oct. 14	at Arizona State*	TBD
Sat., Oct. 28	UCLA*	TBD
Sat., Nov. 4	OREGON*	TBD
Fri., Nov. 10	at Stanford* (FOX Sports 1)	7:30 p.m. PT
Sat., Nov. 18	UTAH*	TBD
Sat., Nov. 25	WASHINGTON STATE*	TBD

* – Pac-12 Conference Game

Game times will be determined based on Pac-12 television contracts.
Always check gohuskies.com for the most up-to-date schedule.

2016 WASHINGTON FOOTBALL RESULTS

Sat., Sept. 3	RUTGERS	W, 48-13
Sat., Sept. 10	IDAHO	W, 59-14
Sat., Sept. 18	PORTLAND STATE	W, 41-3
Sat., Sept. 24	at Arizona*	W, 35-28 (ot)
Fri., Sept. 30	#7 STANFORD*	W, 44-6
Sat., Oct. 8	at Oregon*	W, 70-21
Sat., Oct. 22	OREGON STATE*	W, 41-17
Sat., Oct. 29	at #17 Utah*	W, 31-24
Sat., Nov. 5	at California*	W, 66-27
Sat., Nov. 12	USC*	L, 13-26
Sat., Nov. 19	ARIZONA STATE*	W, 44-18
Fri., Nov. 25	at #23 Washington State*	W, 45-17
Fri., Dec. 2	vs. #8 Colorado#	W, 41-10
Sat., Dec. 31	vs. #1 Alabama%	L, 7-24

* - Pac-12 Conference game

- Pac-12 Championship Game, Levi's Stadium, Santa Clara, Calif.

% - Chick-fil-A Peach Bowl (CFP semifinal), Georgia Dome, Atlanta, Ga.

2017 WASHINGTON FOOTBALL ROSTER

No.	Name	Pos.	Ht.	Wt.	Yr.	Exp.	Hometown (High School / Last School)
72	Trey Adams	OL	6-8	327	Jr.	2V	Wenatchee, Wash. (Wenatchee)
26	Salvon Ahmed	RB	5-11	189	Fr.	HS	Kirkland, Wash. (Juanita)
85	David Ajamu	TE	6-5	245	Sr. #	2V	Shelton, Wash. (Shelton)
5	Andre Baccellia	WR	5-10	171	So. #	1V	Thousand Oaks, Calif. (Westlake)
66	Henry Bainivalu	OL	6-5	298	Fr.	HS	Sammamish, Wash. (Skyline)
17	Tevis Bartlett	OLB	6-2	234	Jr.	2V	Cheyenne, Wyo. (East)
15	DJ Beavers	LB	6-0	230	So. #	1V	Culver City, Calif. (Crespi Carmelite)
47	Ian Biddle	WR	6-0	186	Jr. #	SQ	Woodinville, Wash. (Woodinville)
7	Keishawn Bierria	LB	6-1	223	Sr. #	3V	Carson, Calif. (Narbonne)
55	Ryan Bowman	OLB	6-0	262	Fr. #	RS	Bellevue, Wash. (IMG Academy, Bradenton, Fla.)
96	Shane Bowman	DL	6-4	303	Jr. #	2V	Bellevue, Wash. (Bellevue)
17	Daniel Bridge-Gadd	QB	6-2	211	Fr. #	RS	Phoenix, Ariz. (Paradise Valley)
90	Josiah Bronson	DL	6-5	265	So. #	TR	Kent, Wash. (Kentwood/Temple)
38	Zechariah Brown	DB	5-10	189	Fr. #	HS	Seattle, Wash. (Cleveland)
3	Jake Browning	QB	6-2	210	Jr.	2V	Folsom, Calif. (Folsom)
19	Hunter Bryant	TE	6-2	239	Fr.	HS	Issaquah, Wash. (Eastside Catholic)
5	Myles Bryant	DB	5-8	180	So.	1V	Los Angeles, Calif. (Loyola)
77	Devin Burleson	OL	6-8	327	So. #	SQ	Palmdale, Calif. (Highland)
25	Ben Burr-Kirven	LB	6-0	222	Jr.	2V	Menlo Park, Calif. (Sacred Heart Prep)
93	Jarryn Bush	DL	6-2	240	Fr.	HS	Lacey, Wash. (Timberline)
28	Terrell Bynum	WR	6-1	184	Fr.	HS	Long Beach, Calif. (St. John Bosco)
11	K.J. Carta-Samuels	QB	6-2	221	Jr. #	2V	Saratoga, Calif. (Bellarmine Prep)
49	A.J. Carty	LS	6-2	243	So. #	1V	Santa Ana, Calif. (Servite)
82	Jordan Chin	WR	6-0	171	Fr. #	RS	San Fernando, Calif. (Chaminade Prep)
57	John Clark	DL	6-4	281	So. #	1V	Marysville, Wash. (Marysville Getchell)
62	Duke Clinch	OL	6-2	303	Fr. #	RS	Woodinville, Wash. (Woodinville)
22	Lavon Coleman	TB	5-11	235	Sr. #	3V	Lompoc, Calif. (Lompoc)
34	Sean Constantine	LB	6-2	231	Sr. #	2V	Hunts Point, Wash. (Bellevue)
15	Alex Cook	WR	6-1	185	Fr.	HS	Sacramento, Calif. (Sheldon)
98	Will Dissly	TE	6-4	267	Sr.	3V	Bozeman, Mont. (Bozeman)
10	Jomon Dotson	DB	5-10	181	Jr. #	2V	American Canyon, Calif. (American Canyon)
87	Forrest Dunivin	WR	6-4	196	Sr. #	SQ	LasFlores, Calif. (Tesoro/Minn.-Crookston/SaddlebackJC)
40	Camilo Eifler	LB	6-1	223	Fr. #	RS	Berkeley, Calif. (Bishop O'Dowd)
12	Aaron Fuller	WR	5-10	187	So.	1V	McKinney, Texas (Lovejoy)
99	Greg Gaines	DL	6-2	322	Jr. #	2V	La Habra, Calif. (La Habra)
89	John Gardner	WR	6-3	196	Jr. #	1V	Woodinville, Wash. (Inglemoor)
9	Myles Gaskin	TB	5-10	191	Jr.	2V	Lynnwood, Wash. (O'Dea)
18	Isaiah Gilchrist	DB	5-10	203	Fr. #	RS	Bellevue, Wash. (Bellevue)
13	Jake Haener	QB	6-0	193	Fr.	HS	Danville, Calif. (Monte Vista)
56	Nick Harris	OL	6-1	293	So.	1V	Inglewood, Calif. (JSerra Catholic)
47	Peyton Henry	PK	5-10	189	Fr.	HS	Danville, Calif. (Monte Vista)
70	Jared Hilbers	OL	6-7	313	So. #	1V	Beaverton, Ore. (Beaverton)
94	Derek Hunter	TE	6-2	233	Sr. #	SQ	Portola Valley, Calif. (Sacred Heart Prep/Georgetown)
34	Nate Ihlenfeldt	TB	5-10	188	Fr.	HS	Green Bay, Wis. (Notre Dame Academy)
71	Matt James	OL	6-5	276	Jr. #	2V	Coeur d'Alene, Idaho (Coeur d'Alene)
92	Jaylen Johnson	DL	6-3	298	Jr. #	2V	Corona, Calif. (Centennial)
20	Ty Jones	WR	6-4	209	Fr.	HS	Provo, Utah (Provo)
4	Austin Joyner	DB	5-10	182	So. #	1V	Marysville, Wash. (Marysville-Pilchuck)
40	Ralph Kinne	TB	5-10	221	Sr. #	1V	Shelton, Wash. (Shelton)
73	Andrew Kirkland	OL	6-4	321	Sr. #	3V	Portland, Ore. (Jesuit)
65	Jaxson Kirkland	OL	6-6	312	Fr.	HS	Portland, Ore. (Jesuit)
86	Jacob Kizer	TE	6-4	244	Fr.	HS	Salem, Ore. (West Salem)
64	A.J. Kneip	OL	6-2	289	Fr. #	RS	Bellevue, Wash. (Bellevue)
78	Luke Lane	LS	5-11	215	Fr. #	RS	Bellevue, Wash. (Bellevue)
81	Brayden Lenius	WR	6-5	230	Jr. #	2V	North Vancouver, B.C. (Chaminade Prep)
12	Kentrell Love	DB	6-1	182	Fr. #	RS	Corona, Calif. (Centennial)
30	Kyler Manu	LB	6-1	240	So. #	1V	Pocatello, Idaho (Highland)
6	Chico McClatcher	WR	5-7	181	Jr.	2V	Federal Way, Wash. (Federal Way)
91	Ricky McCoy	DL	6-2	292	So. #	SQ	Fresno, Calif. (Roosevelt)
58	Kaleb McGary	OL	6-7	318	Jr. #	2V	Fife, Wash. (Fife)
25	Sean McGrew	TB	5-7	169	Fr. #	RS	Torrance, Calif. (St. John Bosco)
14	Jojo McIntosh	DB	6-1	219	Jr. #	2V	Canyon Country, Calif. (Chaminade Prep)
11	Brandon McKinney	DB	6-0	191	Fr.	HS	Orange, Calif. (Orange Lutheran)
23	Jordan Miller	DB	6-1	184	Jr.	2V	Oceanside, Calif. (Oceanside)
3	Elijah Molden	DB	5-10	186	Fr.	HS	West Linn, Ore. (West Linn)

NUMERICAL ROSTER

No.	Name	Pos.
1	Byron Murphy	DB
3	Jake Browning	QB
3	Elijah Molden	DB
4	Austin Joyner	DB
5	Andre Baccellia	WR
5	Myles Bryant	DB
6	Chico McClatcher	WR
7	Keishawn Bierria	LB
8	Dante Pettis	WR
8	Benning Potoa'e	OLB
9	Myles Gaskin	TB
10	Jomon Dotson	DB
11	K.J. Carta-Samuels	QB
11	Brandon McKinney	DB
12	Aaron Fuller	WR
12	Kentrell Love	DB
13	Jake Haener	QB
13	Brandon Wellington	LB
14	Jojo McIntosh	DB
15	DJ Beavers	LB
15	Alex Cook	WR
16	Amandre Williams	OLB
17	Tevis Bartlett	OLB
17	Daniel Bridge-Gadd	QB
18	Isaiah Gilchrist	DB
18	K.J. Young	WR
19	Hunter Bryant	TE
20	Ty Jones	WR
21	Quinten Pounds	WR
21	Taylor Rapp	DB
22	Lavon Coleman	TB
23	Jordan Miller	DB
23	DeShon Williams	WR
24	Kamari Pleasant	TB
24	Ezekiel Turner	DB
25	Ben Burr-Kirven	LB
25	Sean McGrew	TB
26	Salvon Ahmed	TB
27	Keith Taylor	DB
28	Terrell Bynum	WR
29	Connor O'Brien	OLB
29	Josh Rasmussen	WR
30	Kyler Manu	LB
32	Joel Whitford	P
34	Sean Constantine	LB
34	Nate Ihlenfeldt	TB
35	Mason Stone	DB
36	Azeem Victor	LB
37	Bryce Sterk	OLB
38	Zechariah Brown	DB
39	Sean Vergara	DB
40	Camilo Eifler	LB
40	Ralph Kinne	TB
41	Myles Rice	OLB
42	Van Soderberg	P/PK
43	Tristan Vizcaino	PK/P
45	Mike Petroff	FB/TE
45	Jusstis Warren	OLB
46	Race Porter	P
47	Ian Biddle	WR
47	Peyton Henry	PK
48	Paul Wells	TB
49	A.J. Carty	LS
50	Vita Vea	DL
51	Joe Tryon	OLB

2017 WASHINGTON FOOTBALL ROSTER

No.	Name	Pos.	Ht.	Wt.	Yr.	Exp.	Hometown (High School / Last School)	No.	Name	Pos.
1	Byron Murphy	DB	5-11	175	Fr.	# RS	Scottsdale, Ariz. (Saguaro)	52	Ariel Ngata	OLB
84	Michael Neal	TE	6-4	240	So.	# SQ	Fontana, Calif. (Etiwanda)	53	Jake Wambaugh	LB
52	Ariel Ngata	OLB	6-2	208	Fr.	HS	Reno, Nev. (Folsom)	54	Matt Preston	LB
63	Cole Norgaard	OL	6-4	277	Fr.	HS	Clements, Calif. (St. Mary's)	55	Ryan Bowman	DL
29	Connor O'Brien	OLB	6-3	236	Sr.	# 2V	Trabuco Canyon, Calif. (Santa Margarita Catholic)	56	Nick Harris	OL
95	Levi Onwuzurike	DL	6-3	290	Fr.	# RS	Allen, Texas (Allen)	56	Jared Pulu	DL
83	Cade Otton	TE	6-4	230	Fr.	HS	Olympia, Wash. (Tumwater)	57	John Clark	DL
45	Mike Petroff	FB/TE	6-0	235	Fr.	# RS	Portland, Ore. (Jesuit)	58	Kaleb McGary	OL
8	Dante Pettis	WR	6-1	195	Sr.	3V	San Clemente, Calif. (JSerra Catholic)	59	Henry Roberts	OL
24	Kamari Pleasant	TB	6-0	194	Fr.	# RS	Rialto, Calif. (Etiwanda)	62	Duke Clinch	OL
46	Race Porter	P	6-1	178	Fr.	# RS	Seattle, Wash. (O'Dea)	63	Cole Norgaard	OL
8	Benning Potoa'e	OLB	6-3	278	So.	# 1V	DuPont, Wash. (Lakes)	64	A.J. Kneip	OL
21	Quinten Pounds	WR	5-11	177	So.	# 1V	Cypress, Calif. (Cypress)	65	Jaxson Kirkland	OL
54	Matt Preston	LB	6-2	237	Jr.	# 1V	Corona, Calif. (Diamond Ranch)	66	Henry Bainivalu	OL
56	Jared Pulu	DL	6-4	278	So.	# SQ	Federal Way, Wash. (Federal Way)	67	Chase Skuza	OL
21	Taylor Rapp	DB	6-0	212	So.	1V	Bellingham, Wash. (Sehome)	70	Jared Hilbers	OL
29	Josh Rasmussen	WR	5-11	182	So.	# SQ	Lake Stevens, Wash. (Lake Stevens)	71	Matt James	OL
41	Myles Rice	OLB	6-3	240	Fr.	# RS	Houston, Texas (Bush)	72	Trey Adams	OL
80	Max Richmond	WR	5-9	183	Jr.	# SQ	Bellevue, Wash. (Bellevue)	73	Andrew Kirkland	OL
59	Henry Roberts	OL	6-6	300	So.	# SQ	Bellevue, Wash. (Bellevue)	74	John Turner	OL
88	Drew Sample	TE	6-5	259	Jr.	# 2V	Bellevue, Wash. (Newport)	75	Jesse Sosebee	OL
97	Jason Scrempo	DL	6-6	283	So.	# SQ	Milpitas, Calif. (Milpitas)	76	Luke Wattenberg	OL
79	Coleman Shelton	OL	6-4	299	Sr.	# 3V	Pasadena, Calif. (Loyola)	77	Devin Burleson	OL
67	Chase Skuza	OL	6-5	312	Fr.	HS	Sumner, Wash. (Sumner)	78	Luke Lane	LS
42	Van Soderberg	PK/P	6-0	197	Fr.	# RS	Olympia, Wash. (Capital)	79	Coleman Shelton	OL
75	Jesse Sosebee	OL	6-5	312	Jr.	# 2V	Garden Grove, Calif. (Edison)	80	Max Richmond	WR
37	Bryce Sterk	OLB	6-4	246	So.	# SQ	Lynden, Wash. (Lynden)	81	Brayden Lenius	WR
35	Mason Stone	DB	6-0	185	Jr.	# SQ	Mountlake Terrace, Wash. (Mountlake Terr./Santa Monica Coll.)	81	Sebastian Valerio	PK
27	Keith Taylor	DB	6-2	186	Fr.	HS	Long Beach, Calif. (Servite)	82	Jordan Chin	WR
51	Joe Tryon	OLB	6-4	251	Fr.	HS	Renton, Wash. (Hazen)	83	Cade Otton	TE
24	Ezekiel Turner	DB	6-2	214	Sr.	2V	Pasadena, Md. (Glen Burnie / L.A. Pierce College)	84	Michael Neal	TE
74	John Turner	OL	6-4	301	Jr.	# SQ	Los Angeles, Calif. (Loyola)	85	David Ajamu	TE
81	Sebastian Valerio	PK	5-9	179	So.	# SQ	Irvine, Calif. (Beckman)	86	Jacob Kizer	TE
50	Vita Ve	DL	6-5	340	Jr.	# 2V	Milpitas, Calif. (Milpitas)	87	Forrest Dunivin	WR
39	Sean Vergara	DB	6-2	183	Jr.	# SQ	Selah, Wash. (Selah)	88	Drew Sample	TE
36	Azeem Victor	LB	6-3	231	Sr.	# 3V	Compton, Calif. (Pomona)	89	John Gardner	WR
43	Tristan Vizcaino	PK/P	6-2	202	Sr.	3V	Chino Hills, Calif. (Damien)	90	Josiah Bronson	DL
53	Jake Wambaugh	LB	6-1	221	Jr.	# 2V	San Diego, Calif. (Point Loma)	91	Ricky McCoy	DL
45	Jusstis Warren	OLB	6-2	252	So.	# 1V	Tacoma, Wash. (Lincoln)	92	Jaylen Johnson	DL
76	Luke Wattenberg	OL	6-4	295	Fr.	# RS	Trabuco Canyon, Calif. (JSerra Catholic)	93	Jarryn Bush	DL
13	Brandon Wellington	LB	5-11	223	So.	1V	Kent, Wash. (Eastside Catholic)	94	Derek Hunter	TE
48	Paul Wells	TB	5-9	177	Fr.	# HS	Bellevue, Wash. (Newport)	95	Levi Onwuzurike	DL
32	Joel Whitford	P	6-3	224	So.	# JC	Neerim South, Australia (Warragul/Santa Barbara CC)	96	Shane Bowman	DL
16	Andre Williams	OLB	6-2	225	Fr.	# RS	Maple Valley, Wash. (Tahoma)	97	Jason Scrempo	DL
23	DeShon Williams	WR	6-2	225	Jr.	# TR	Maple Valley, Wash. (Tahoma/Colorado State-Pueblo)	98	Will Dissly	TE
18	K.J. Young	WR	6-0	202	Sr.	1V	Perris, Calif. (Citrus Hill/Oklahoma/Riverside CC)	99	Greg Gaines	DL

has utilized a redshirt season

Coaches: Chris Petersen (head coach), Keith Bhonapha (recruiting coordinator/running backs), Bob Gregory (assistant head coach/linebackers/special teams coordinator), Scott Huff (run game coordinator/offensive line), Pete Kwiatkowski (defensive coordinator), Jimmy Lake (co-defensive coordinator/defensive backs), Matt Lubick (co-offensive coordinator/wide receivers), Ikaika Malloe (defensive line), Jordan Paopao (tight ends), Jonathan Smith (offensive coordinator/quarterbacks), Terrence Brown (graduate assistant), Kyle Jolly (graduate assistant), Tyler Osborne (graduate assistant), Jody Owens (graduate assistant), Tim Socha (strength & conditioning).

PRONUNCIATION GUIDE

Salvon Ahmed	suh-VON OCK-med	Jake Haener	HAY-ner	Jesse Sosebee	SOZE-bee
David Ajamu	uh-JAH-moo	Ralph Kinne	KINN-ee	Vita Ve	VEET-uh VAY-uh
Andre Baccellia	buh-CHELL-ee	A.J. Kneip	kuh-NIPE	Tristan Vizcaino	vizz-KAY-no (3 syllables)
Henry Bainivalu	bah-EE-nee-VAH-lu	Brayden Lenius	LENNY-us	Coaches:	
Keishawn Bierria	KEY-shawn be-AIR-ee-uh	Kyler Manu	KY-ler MAH-noo	Keith Bhonapha	BONE-uh-fuh
Will Dissly	DISS-lee	Ariel Ngata	AIR-ee-uh nuh-GOT-uh	Pete Kwiatkowski	quit-COW-ski
Jomon Dotson	juh-MAWN	Levi Onwuzurike	own-zur-EE-kay	Jordan Paopao	POW-pow
Camilo Eifler	kuh-MEE-lo EYE-fler	Benning Potoa'e	poe-toe-AH-ee	Tim Socha	SAH-hah

2017 PLAYER BIOS

72

TREY ADAMS

OL • JUNIOR
WENATCHEE, WASH.
(WENATCHEE)



2016 First-Team All-Pac-12
2016 Second-Team All-America (Football Writers)
2016 ESPN Mid-Season All-America First Team

2016: Started all 14 games at left tackle ... named first-team All-Pac-12 and second-team All-America (FWAA).

2015: Played in 10 of 13 games during the regular season, starting nine of those 10 ... earned first start at left tackle in the win over Utah State ... first true freshman to start on the offensive line since 2012 ... started nine in a row at left tackle before missing the WSU game and the bowl game with an injury ... made UW debut vs. Sacramento State, playing left tackle ... made a tackle in the Arizona State game after a turnover ... co-winner of the UW's Travis Spring Most Outstanding Freshman award.

HIGH SCHOOL: USA Today all-state ... first-team 4A all-state from the Associated Press and the Seattle Times, as well as all-state (all levels) from the Tacoma News-Tribune... named the Columbia Basin Big 9 Conference Lineman of the Year as a senior ... named a PrepStar All-Region selection ... also earned a first-team all-league spot on both offense (a unanimous selection) and defense ... helped lead Panthers to a 9-2 record and the 4A state quarterfinals as a senior in 2014 ... team went 9-3 his junior season, advancing to the 4A state quarters ... a unanimous selection to the All-Big 9 team as a junior ... named a "red-chip prospect" by the Seattle Times ... also named to the Tacoma News-Tribune's Western 100 ... rated the No. 7 prospect in the state and the No. 34 offensive tackle in the nation by scout.com ... the No. 8 player in Washington and No. 41 tackle in the nation by rivals.com ... rated by ESPN as the No. 5 recruit in the state and the No. 32 offensive tackle in the country ... also a standout on the basketball court ... played football for coach Scott Devereaux.

26

SALVON AHMED

TB • FRESHMAN
KIRKLAND, WASH.
(JUANITA)



HIGH SCHOOL: Named All-KincCo 3A at running back and cornerback as well as KingCo 3A offensive MVP as a senior ... also named to the USA Today all-state team (all levels) at defensive back ... rushed for 1,300 yards and 13 touchdowns as a senior despite being limited to just six games due to injury ... also named to the Seattle Times' all-area team as both a senior and junior ... as a junior, helped Rebels to a 9-3 record and a berth in the quarterfinals of the 3A state playoffs, their deepest run in over 25 years ... named Associated Press 3A all-state at defensive back as a junior ... also the KingCo 3A/2A offensive player of the year and first-team All-KingCo on both offense and defense as a junior ... also named to the USA Today All-Washington first team, the only underclassman to make the squad on defense ... rushed for 1,800 yards and 29 TDs in 2015 ... team went 6-4-1 his sophomore year ... Rebels went 8-3 and earned a playoff berth his freshman season, when he played on the varsity ... played in the U.S. Army All-American Bowl following his senior season ... one of just five members of his class named to the Seattle Times' "blue-chip recruit" ... named to the PrepStar Top 150 "Dream Team" ... one of seven players named a "Northwest Nugget" by the Tacoma News-Tribune ... also named to the News-Tribune's Western 100 ... ESPN's No. 106 overall prospect, as well as it's No. 12 running back and No. 2 prospect in the state ... 247sports.com ranked him the No. 2 recruit in Washington, and the No. 2 athlete and No. 110 overall prospect in the country ... rated the No. 211 overall prospect in the nation and No. 14 athlete by scout.com ... rivals.com rated him the No. 10 athlete and No. 156 recruit in the nation ... also played basketball and ran track (sprints and jumps) at Juanita ... played football for coach Lele Te'o as a junior and senior.

85

DAVID AJAMU

TE • SENIOR
SHELTON, WASH.
(SHELTON)



2016: Saw action in each game of the season, other than at Arizona ... had a reception in the win over Portland State.

2015: Played in the first five games of the season, starting twice ... injured in pre-game at USC and missed the remainder of the season ... saw action in the Huskies' season opener at Boise State ... started at one tight end spot vs. Sacramento State and vs. Utah State.

2014: Appeared in each of the Huskies' games during the season, mostly on special teams.

2013: Did not play in any games as a true freshman, thus preserving a year of eligibility.
HIGH SCHOOL: Named to the Associated Press 3A all-state first team following senior season ... also listed on the Seattle Times' all-state first team (all levels) and to the 3A All-Narrows League first team ... also played defensive line for the Highclimbers ... helped lead Shelton to a 7-3 record in 2012 ... named to the 4A All-Narrows League team as a junior in 2011 ... listed as a "red chip" recruit by the Seattle Times ... ranked the No. 65 tight end in the nation and the No. 6 recruit in the state of Washington by scout.com ... played for coach Matt Hinkle at Shelton.


AJAMU'S CAREER STATISTICS

RECEIVING	G	REC	YARDS	TD	LONG	REC/G	AVG/C	AVG/G
2014	14	0	0	0	0	0.0	0.0	0.0
2015	5	0	0	0	0	0.0	0.0	0.0
2016	13	1	4	0	4	0.1	4.0	0.3
TOTAL	32	1	4	0	4	0.0	4.0	0.1

5

ANDRE BACCELLIA

WR • SOPHOMORE
THOUSAND OAKS, CALIF.
(WESTLAKE)



2016 Academic All-Pac-12 Second Team

2016: Caught two passes for 40 yards, including a four-yard touchdown, in his first game at the UW, the season-opener vs. Rutgers ... one catch for 19 yards in the win over Idaho ... earned a start in the Portland State game ... caught a 12-yard pass in the win over No. 7 Stanford ... had two rushing attempts for 16 yards in Washington's 70-21 win at Oregon ... nine-yard reception in the win over Oregon State ... started the game at Cal ... had a six-yard reception in the win over Arizona State ... made one catch, for 15 yards in vs. Alabama in the Chick-fil-A Peach Bowl.

2015: Redshirted true freshman season at the UW.

HIGH SCHOOL: Helped the Warriors to an 8-3 record, the Marmonte League title and a trip to the CIF Southern Section Pac-5 playoffs ... PrepStar All-Region selection ... caught 18 passes for 392 yards and five TDs as a senior ... missed a good portion of his senior season due to injury ... as a junior, caught 46 passes for 954 yards and 11 touchdowns, helping Westlake to an 8-3 overall mark ... also a sprinter on the track team ... as a senior, took third place in the 100 meters in the Ventura County Championships, running a 10.77 ... ranked the No. 78 recruit in California and the No. 104 receiver in the country by ESPN ... played football for coach Jim Benkert.

BACCELLIA'S CAREER STATISTICS

RUSHING		G	ATT	YARDS	TD	LONG	AVG/C	AVG/G
2016		14	2	16	0	9	8.0	1.1

RECEIVING		G	REC	YARDS	TD	LONG	REC/G	AVG/C	AVG/G
2016		14	7	98	1	36	0.5	14.0	7.0

TACKLES		G	UA	A	TOTAL	TFL	PD	FF	FR	BLK
2016		14	0	2	2	0.5-1	0	0	0	0

66 HENRY BAINIVALU

OL • FRESHMAN
SAMMAMISH, WASH.
(SKYLINE)



HIGH SCHOOL: Named to the Seattle Times all-state team as a senior ... also KingCo 4A Lineman of the Year and first-team 4A All-KingCo at both offensive and defensive line ... helped the Spartans to a 9-3 overall record and the 4A state quarterfinals as a senior in 2016 ... named to the USA Today all-state team (all levels) as a senior ... helped Skyline to a 12-2 overall record and a spot in the 4A state championship game as a junior in 2015 ... earned Associated Press 4A all-state at offensive line as a junior ... team went 6-4 his sophomore year ... played on the varsity as a freshman in 2013, when the Spartans went 9-2 and advanced to the round of 16 at state ... played in the Polynesian Bowl following his senior year ... PrepStar All-America ... one of just five members of his class named to the Seattle Times' "blue-chip recruit" ... one of seven players named a "Northwest Nugget" by the Tacoma News-Tribune ... also named to the News-Tribune's Western 100 ... ESPN rated him the No. 157 player in the country, No. 3 prospect in Washington and the No. 16 tackle in the nation ... according to 247sports.com, the No. 20 guard and No. 197 overall prospect in the nation, and No. 4 recruit in Washington ... scout.com ranked him the No. 22 guard recruit in the nation ... No. 5 in the state and the No. 30 offensive tackle in rivals.com's rankings ... also wrestled and threw the shot and discus in high school ... played football for coach Mat Taylor.

17 TEVIS BARTLETT

OLB • JUNIOR
CHEYENNE, WYO. (EAST)



2016 Academic All-Pac-12 Second Team

2016: Played in 12 of 14 games in 2016, all but against Oregon State and at Utah ... saw action vs. Rutgers, finishing with a tackle ... four tackles, including an eight-yard sack, in the win over Idaho ... five tackles, including a tackle for loss, as well as a forced fumble and a fumble recovery, in the win over Portland State ... had a tackle for loss in the win over No. 7 Stanford ... one tackle in the Huskies' 70-21 win at Oregon ... won

the coaches' lineman of the game award after totaling three tackles for loss, including two quarterback sacks, in the Husky win over Arizona State ... team-high seven tackles, including two for a loss, in the Pac-12 Championship Game win over Colorado ... two tackles, including a sack, in the Chick-fil-A Peach bowl vs. Alabama.

2015: Played in all 13 games as a true freshman ... made his college debut in Washington's opener at Boise State, both at linebacker and on special teams ... made one tackle in Boise ... one tackle and a pass break-up in the win over Sacramento State ... notched a tackle vs. California and in the victory at USC ... one stop at Stanford ... made three tackles in the win over Arizona ... three tackles at Oregon State.

HIGH SCHOOL: During high school career, passed for 4,112 yards and 34 touchdowns, rushed for 3,613 yards and 46 more TDs, caught three TD passes and posted 145 tackles ... rushed for 1,081 yards and 17 scores and passed for 1,179 and nine more as a senior, when he recorded 44 tackles ... named first-team 4A all-state at both quarterback and defensive back as a sophomore, junior and senior ... PrepStar All-Region selection ... a two-time

Casper Star-Tribune Super 25 member, as a junior and senior ... as a senior, helped team to an 8-3 mark and the 4A state semifinals ... named to the USA Today all-state team for Wyoming ... as a junior, rushed for 1,400 yards and 19 scores to lead the state's 4A class in rushing ... passed for 1,521 and 13 TDs as a junior in 2013, leading the Thunderbirds to a 10-2 record and the 4A state championship ... the 2013 Gatorade State Player of the Year for Wyoming, as well as the state's 4A unanimous selection as offensive player of the year ... all-conference and all-state as a junior and as a sophomore ... started at wide receiver in the state semifinal as a freshman ... ranked the No. 1 prospect in Wyoming and the No. 121 "athlete" recruit in the country by ESPN ... rated the No. 3 recruit in the state and the No. 48 outside linebacker in the nation by scout.com ... four-time state wrestling champion ... earned the Boys Athlete of the Year from the Star-Tribune and the Wyoming Tribune Eagle (for the third time) as a senior ... named the top scholar-athlete in the state of Wyoming by the National Football Foundation in 2014 ... finished high school career with a 4.0 grade point average, tops in his class ... was the senior class treasurer and was a member of the National Honor Society ... also a four-time Academic All-Conference, four-time WHSAA Academic All-State and two-time National High School Coaches Association Academic All-American honoree ... four-time all-state wrestler ... won the 4A state title as a senior in the 195-pound classification ... won his last 106 matches in a row ... one of 18 wrestlers in Wyoming history to win four state titles ... won national wrestling titles (for his age group) as a freshman and sophomore, while finishing fifth in the nation as a senior ... won national championships in both freestyle and Greco-Roman wrestling in junior high ... also a standout on the track team, participating as a sprinter, thrower and jumper ... qualified for the state meet in both discus (finishing third) and high jump as a junior ... as a senior, ran the 100 meters, high jumped, and threw the shot and discus ... won the regional title in the high jump and participated in the state meet in the 4x100 ... coached by Chad Goff.

BARTLETT'S CAREER STATISTICS

TACKLES	G	UA	A	TOTAL	TFL	PD	FF	FR	BLK
2015	13	7	4	11	0.0-0	1	0	0	0
2016	12	19	7	26	9.0-32	0	1	1	0
TOTAL	25	26	11	37	9.0-32	1	1	1	0

SACKS	G	UA	A	TOTAL	YARDS
2015	13	0	0	0.0	0
2016	12	4	0	4.0	20
TOTAL	25	4	0	4.0	20

15 DJ BEAVERS

LB • SOPHOMORE
CULVER CITY, CALIF.
(GRESPI CARMELITE)



2016: Played in each game, other than at Arizona ... started the last four games ... saw extensive action vs. Rutgers, his first as a Husky ... notched a tackle in the win over Idaho ... four tackles in Washington's victory at Oregon ... three stops in the UW win over Oregon State ... also made three tackles in the win at No. 17 Utah ... made four tackles in Washington's win at California ... saw the most action of his young career in the USC game, finishing with six tackles, including half of a tackle for loss ... earned his first UW start against Arizona State, finishing with six tackles in the UW victory ... in his second start, had four tackles, an interception, a forced fumble and a fumble recovery in the Apple Cup win over Washington State ... had four tackles in a start in the Pac-12 Championship Game win over Colorado ... five tackles in the Chick-fil-A Peach bowl vs. Alabama.

2015: Redshirted true freshman season at the UW.

HIGH SCHOOL: Named to the MaxPreps California All-State Division I first-team defense ... also named to CalHiSports all-state first team ... earned the Los Angeles Daily News All-Area Defensive Player of the Year ... named to the Los Angeles Times all-area team and the CIF Southern Section All-Pac-5 team ... also the Mission League Co-Defensive Player of the Year ... PrepStar All-Region selection ... credited with 95 tackles, 16.5 tackles for loss and six sacks as a senior in 2014 ... helped Celts to a 9-2 record and the CIF-SS Pac-5 quarterfinals as a senior in 2014 ... earned first-team All-CIF-SS All-Pac-5 and Los Angeles Daily News all-area as a junior in 2013 ... named to MaxPreps' Sophomore All-America second team in 2012, when he had 75 tackles ... helped team to an 8-2 mark as a sophomore ... also saw action on the varsity as a freshman in 2011 ... a member of the Tacoma News-Tribune's

2017 PLAYER BIOS

Western 100 ... listed as the No. 67 recruit in his state and the No. 38 outside linebacker in the country by ESPN ... ranked as the No. 56 prospect in California and the No. 44 OLB in the nation by scout.com ... rated the No. 22 outside linebacker in the country and No. 51 overall prospect in his state by rivals.com ... played for coach Troy Thomas.

BEAVERS' CAREER STATISTICS

INTERCEPTIONS	G	NO.	YARDS	TD	LONG	AVG/R	AVG/G
2016	12	1	0	0	0	0.0	0.0

TACKLES	G	UA	A	TOTAL	TFL	PD	FF	FR	BLK
2016	12	18	22	40	0.5-0	2	1	1	0

47

IAN BIDDLE

WR • JUNIOR
WOODINVILLE, WASH.
(WOODINVILLE)



2016: Did not see any game action during the 2016 season.

2015: Joined the UW squad via walk-on tryouts in spring of 2015 ... did not see any game action during the 2015 season.

HIGH SCHOOL: Played cornerback and wide receiver on the football team and also played baseball at Wood-

inville ... first-team All-KingCo 4A Crest Division at corner and second-team as a returner as a senior in 2013 ... played in the state's East/West All-Star game following senior season ... second-team All-KingCo cornerback as a junior, when he shared the league lead with four interceptions ... earned a scholar-athlete award ... played football for coach Wayne Maxwell.

7

KEISHAWN BIERRIA

LB • SENIOR
CARSON, CALIF.
(NARBONNE)



2016 Second-Team All-Pac-12

2016: Started all 14 games at linebacker ... led the NCAA-FBS (by himself) in fumble recoveries, with five, tying the school record ... made 12 tackles (11 of them solo) in the Huskies' season-opening win over Rutgers ... also forced a key fumble in the first-quarter vs. the Scarlet Knights ... named the team's defensive player of the week for the Rutgers game ... in the win over Idaho,

recovered a fumble on the opening kickoff that led to UW scoring a touchdown on the first scrimmage play ... recorded six tackles (all solo) and recovered a fumble in the win over Portland State ... four tackles and his third fumble recovery in as many games in the win at Arizona ... eight tackles and a fumble recovery in the win over No. 7 Stanford, earning the team's defensive player of the week honors ... five tackles and a fumble recovery in the Huskies' 70-21 win at Oregon ... five tackles, including half of a tackle for loss, in the Huskies' win over Oregon State ... six tackles, a sack and a forced fumble in the win at No. 17 Utah ... two tackles in the win at Cal ... team-high nine tackles, including half of a tackle for loss, against USC ... against Arizona State, returned an onside kick 46 yards for a touchdown ... three tackles, including two for loss and a sack, in the Apple Cup win over Washington State ... four tackles in the Pac-12 Championship Game win over Colorado ... earned the 109th annual Guy Flaherty Most Inspirational Award at the team's postseason banquet ... seven tackles, including one for a loss, in the Chick-fil-A Peach bowl vs. Alabama.

2015: Started at linebacker in 12 of 13 games games (started all but Stanford game) ... in the opener at Boise State, made seven tackles (six solo) ... two stops in the win over Sacramento State ... seven tackles in the win over Utah State ... 12 tackles, including one for a loss, vs. California ... terrific in the win at USC, finishing with eight tackles, including two tackles for loss and a sack ... served as a game captain vs. the Trojans ... five tackles,

including half of a sack, vs. Oregon ... didn't start Stanford game, but still recorded five tackles ... also had five tackles in the win over Arizona, all of them solo ... four tackles and a fumble recovery against Utah ... five tackles, including two sacks, at Arizona State ... two stops, including half of a tackle for a loss, at Oregon State ... eight tackles, a forced fumble and a tackle for loss in the Apple Cup win over Washington State ... made seven stops in the Heart of Dallas Bowl win over Southern Miss.

2014: Played in all 14 games in 2014, starting four times ... started the season-opener at Hawaii, where he had one tackle ... one tackle in the win over Illinois ... two solo tackles vs. Georgia State ... made a tackle vs. Stanford ... three tackles in the win at California ... four tackles in the Oregon game, where he served as a team captain ... started vs. Arizona State, finishing with six tackles, including two tackles for loss and a sack ... three tackles in the win at Colorado, where he also started ... career-high 10 tackles in a start vs. UCLA ... one tackle at Arizona and in the win over Oregon State ... had a tackle vs. WSU in the Apple Cup and vs. Oklahoma State in the Cactus Bowl.

2013: Did not play in any games as a true freshman, thus preserving a year of eligibility.

HIGH SCHOOL: Earned Division I first-team all-state from MaxPreps.com ... named first-team All-CIF Los Angeles City Section at linebacker as a senior ... also named to the Los Angeles Times' all-star team ... CalHiSports.com second-team all-state ... as a senior, helped Narbonne to a 14-1 record and a second consecutive L.A. City Section Division I championship, as well as a berth in the CIF South Regional championship game ... credited with 87 tackles, including 12 for loss, as a senior ... played in the Semper Fidelis All-American Bowl following senior season ... earned second-team All-L.A. City Section as a junior ... recorded 65 tackles as a junior ... helped lead Gauchos to an 11-3 record and the City championship that season ... began high school at Carson, where he played as a sophomore ... notched 69 tackles as Carson went 12-3 and made it to the Los Angeles City Section championship game in 2010 ... rated the No. 46 outside linebacker in the nation by scout.com ... ranked the No. 49 outside linebacker recruit in the nation by ESPN.com ... played for coach Manuel Douglas.

BIERRIA'S CAREER STATISTICS

TACKLES	G	UA	A	TOTAL	TFL	PD	FF	FR	BLK
2014	14	21	14	35	3.0-7	0	0	0	0
2015	13	51	26	77	7.5-54	0	1	1	0
2016	14	42	28	70	5.0-25	2	2	5	0
TOTAL	41	114	68	182	15.5-86	2	3	6	1

SACKS	G	UA	A	TOTAL	YARDS
2014	14	1	0	1.0	2
2015	13	3	1	3.5	20
2016	14	2	0	2.0	17
TOTAL	41	6	1	6.5	39

55

RYAN BOWMAN

OLB • FRESHMAN
BELLEVUE, WASH.
(IMG ACADEMY)



2016: Earned the Mark Drennan Defensive Scout of the Year Award at the team's postseason awards banquet ... did not see any game action during the 2016 season and redshirted his true freshman season.

HIGH SCHOOL: As a senior, attended IMG Academy in Bradenton, Fla., where he helped the Ascenders to a 9-0 record as a senior ... played at Bellevue High in Washington prior to moving to IMG for his senior year

... older brother, Shane, is a defensive lineman on the UW football team ... played for coach Butch Goncharoff at Bellevue and for coach Kevin Wright at IMG Academy.

96

SHANE BOWMAN

**DL • JUNIOR
BELLEVUE, WASH.
(BELLEVUE)**



2016: Played in every game of the season ... recorded two tackles in the win over Portland State ... made one tackle in Washington's victory at Oregon.

2015: Played in seven games ... saw his first UW action vs. Sacramento State, recording one tackle ... also played in the wins over Utah State, Arizona, Utah and Southern Miss ... saw extensive time at Oregon State ... recovered a fumble in Washington's win over WSU

in the Apple Cup.

2014: Redshirted the 2014 season as a true freshman.

HIGH SCHOOL: Played offensive line, defensive line and tight end on three straight 14-0 teams at Bellevue ... won three straight 3A state titles with the Wolverines ... first-team all-state selection (all levels) by the Seattle Times ... earned first-team All-KingCo 3A on the defensive line as a senior ... despite playing in just the first half of all but one game, recorded 20 tackles for loss and 14 sacks as a senior ... credited with 15 sacks as a junior in 2012 ... honorable mention All-KingCo 3A as a junior ... listed as a "red chip" recruit by the Seattle Times ... rated the No. 4 recruit in Washington and the No. 83 defensive end in the country by scout.com ... listed as the No. 7 player in the state and the No. 98 DE in the nation by ESPN ... rivals.com's No. 8 recruit in the state ... played for coach Butch Goncharoff.

BOWMAN'S CAREER STATISTICS

TACKLES	G	UA	A	TOTAL	TFL	PD	FF	FR	BLK
2015	7	0	1	1	0.0-0	0	0	1	0
2016	14	2	2	4	0.0-0	0	0	0	0
TOTAL	21	2	3	5	0.0-0	0	0	1	0

17 **DANIEL BRIDGE-GADD**

**QB • FRESHMAN
PHOENIX, ARIZ.
(PARADISE VALLEY)**



2016: Did not see any game action during in 2016, utilizing his redshirt season ... won the Bob Jarvis Offensive Scout Team MVP at the team's postseason awards banquet.

HIGH SCHOOL: The Gatorade Player of the Year for the state of Arizona as a senior in 2015 ... named to the All-Arizona (all levels) first team at quarterback ... the Arizona Republic's Big Schools Player of the Year in

2015 ... named Division III Player of the Year and all-state quarterback by scout.com ... one of just five QBs nationwide named honorable mention Parade All-America ... completed 251-of-374 passes for 4,258 yards and 47 touchdowns with just nine interceptions while also rushing for 627 yards and 17 touchdowns on 139 carries last fall ... passing yards and TD totals both set school records ... led the Trojans to a 13-1 overall record and their first-ever berth in the Division III state championship game, where Paradise Valley suffered its lone defeat of the season (29-27 to Desert Edge) ... career-high seven TDs and 512 yards passing in a state playoff win over Catalina Foothills ... also had three five-TD games as a senior, throwing at least one scoring pass in all 14 games and three or more in 10 of 14 ... as a junior, completed 171-of-265 pass attempts for 2,740 yards, 41 touchdowns and nine interceptions while also rushing for 587 yards and five TDs on 123 carries ... threw a TD in every game in 2014, including six vs. Arcadia and five against Horizon ... Trojans went 10-2 his junior year, advancing to the state tournament quarterfinals ... as a sophomore in 2013, went 236-for-345 for 2,410 yards, 27 touchdowns and 12 interceptions ... saw limited action on the varsity team as a freshman ... named to the Tacoma News Tribune "Western 100" ... ranked the No. 8 overall recruit in Arizona and the No. 17 pro-style quarterback in the nation by rivals.com ... 247sports.com's No. 63 pro-style quarterback and No. 15 recruit in Arizona ... named to the PrepStar All-West Region team ... also played basketball and ran track at Paradise Valley ... played football for coach Greg Davis.

90

JOSIAH BRONSON

**DL • SOPHOMORE
KENT, WASH.
(KENTWOOD/TEMPLE)**



AT TEMPLE: Joined Temple as a scholarship player in the fall of 2015, but suffered an injury during fall camp that necessitated a redshirt season ... did not play for the Owls in 2016.

HIGH SCHOOL: Played defensive end and tight end at Kentwood ... as a senior, helped the Conquerors to an 8-2 record ... captained the team as a senior, when he

led the team with 42 tackles ... named to the Seattle Times all-area team as a senior ... helped lead Kentwood to division titles as a sophomore and junior ... team advanced to 4A state playoffs his junior year ... younger brother of Demetrius Bronson, who played tailback at UW and Eastern Washington and spent time on the Seahawks practice squad ... another brother, John, played football at Penn State and for the Arizona Cardinals ... also played basketball ... played football for coach Rex Norris at Kentwood.

38 **ZECHARIAH BROWN**

**DB • FRESHMAN
SEATTLE, WASH.
(CLEVELAND)**



2017: Joined the UW program before the start of spring football ... will be a second-year (redshirt) freshman this fall.

HIGH SCHOOL: Played wide receiver and cornerback while also returning kicks and punts at Seattle's Cleveland High ... caught 18 passes for 406 yards (a 22.6-yard average) and six TDs as a senior in 2015 ... also had 32 tackles and five interceptions as a senior ... also a sprinter on the track & field team ... earned a trip to the state championships with the Cleveland 4x100 relay as a senior ... played for coach Jeff Schmidt.

3 **JAKE BROWNING**

**QB • JUNIOR
FOLSOM, CALIF. (FOLSOM)**



- 2016 Pac-12 Offensive Player of the Year**
- 2016 First-Team All-Pac-12**
- 2016 CoSIDA Academic All-America All-District VIII**
- 2016 Honorable Mention Academic All-Pac-12**
- 2016 Walter Camp Player of the Year Award Finalist**
- 2016 Manning Award Finalist**
- 2016 Maxwell Trophy Semi-Finalist**
- 2016 O'Brien Award Semi-Finalist**

2016: Pac-12 Offensive Player of the Year, as well as first-team All-Pac-12 and first-team Academic All-District VIII ... finished sixth in the Heisman Trophy voting, the second-highest ever by a UW player ... Ended the season with a school-record 43 touchdown passes, tying the Pac-12 record ... was second in the NCAA in TD passes and finished seventh in pass efficiency ... finished the season having set numerous school records including single-game TD passes (6, twice), season TD passes (43), season yards per attempt (8.77), season TD passes per game (3.07), season pass efficiency (167.52), season 50-plus-yard passes (8), and season points responsible for (282) ... named a semi-finalist for the Maxwell Trophy and the O'Brien Award ... completed 18-for-27 for 287 yards, one interception and three touchdowns in the 48-13 win over Rutgers ... all three TDs came in the first quarter and were from 43, 38 and 50 yards out ... tied the UW record for single-game touchdown passes (shared with Keith Price, Jake Locker and Chris Rowland) with five in the win over Idaho ... 23-for-28 for 294 yards, five scores and no interceptions vs. the Vandals821 completion percentage vs. the Vandals was fifth-best in UW single-game history ... named the team's offensive player of the week for the Idaho game

2017 PLAYER BIOS

... 12-for-19 for 163 yards, no interceptions and four touchdowns in the win over Portland State ... first UW quarterback ever to throw nine TD passes over two games in a row (Idaho and Portland State) ... 14-for-21 for 160 yards, one interceptions and two touchdowns in the win at Arizona, where also also rushed for 28 yards ... completed 15-of-21 for 210 yards, no interceptions and three touchdowns in the victory over No. 3 Stanford, earning the team's offensive player of the week honors ... named the Pac-12 Offensive Player of the Week, the Walter Camp Foundation Offensive Player of the Week, the Davey O'Brien QB of the Week, the CFP National Performer of the Week and the Rose Bowl Offensive Player of the Week after his performance at Oregon, where he broke the long-standing UW record with six touchdown passes, breaking the record of five, which he'd tied earlier in 2016 ... also rushed for two TDs, setting the school record for total touchdowns in a game, with eight ... completed 22-for-28 for 304 with no interceptions against the Ducks ... 14-for-28 for 291 yards, three touchdowns and no interceptions, as well as a rushing TD, in the Huskies' win over Oregon State ... 12-for-20 for 186 yards, two touchdowns and an interception (just his third of the season) in the 31-24 win at No. 17 Utah ... tied his own school record with six touchdowns in the win at Cal, finishing the game with 34 TD passes for the season, breaking Keith Price's 2011 school record (33) ... the only QB in the nation with two six-TD games (passing) this year ... 19-for-28 for 378 yards, six scores and no interceptions vs. the Golden Bears ... 17-for-36 for 259 yards, one touchdown and two interceptions against USC ... went 27-for-44 for 338 yards, two interceptions and two touchdowns in the win over Arizona State ... in the Apple Cup victory over No. 23 Washington State, was 21-for-29 for 292 yards and three touchdowns, with no interceptions ... 9-for-24 for 118 yards, no interceptions and two touchdowns in the Pac-12 Championship Game win over Colorado ... 20-for-38 for 150 yards, one touchdown and two interceptions in the Chick-fil-A Peach bowl vs. Alabama.

2015: Played in, and started, 12 of 13 games in 2015 ... 2,955 passing yards were fifth-most in UW history while his 233 completions ranked No. ... and his 368 attempts were sixth-most ... also had the sixth-best completion percentage in UW history (.633) and the ninth-highest pass efficiency rating (139.7) ... finished the season with six straight 200-yard passing games and eight for the season, fourth-most ever at Washington ... the first true freshman ever to start a season opener at quarterback, as he took the opening snaps at Boise State ... just the second time ever (in any game) that a true freshman has started at QB at the UW (the other was Marques Tuiasosopo vs. Oregon in 1997) ... went 20-for-34 for 150 yards and one interception vs. the Broncos ... completed 17-of-24 for 326 yards and two touchdowns in the win over Sacramento State ... threw TD passes of 78 (Marvin Hall, his first college TD pass) and 49 yards (to Chico McClatcher) ... 326 yards were most ever by a UW true freshman and second-most ever by any UW freshman, redshirt or not (record is 336, Jake Locker vs. Arizona, 2007) ... 13.6 yards per attempt were sixth-highest ever in a single-game by a UW quarterback (and his 24 attempts were more than any of the five QBs in front of him on that list) ... 19.2 yards per completion vs. Sacramento State was 13th-best in UW history ... completed 22-of-31 for 368 yards, three touchdowns and one interception in the win over Utah State ... had an 81-yard scoring pass to Dwayne Washington vs. the Aggies ... 17-for-28 for 152 yards and two interceptions vs. California ... 16-for-32 for 137 yards and one interception in Washington's win at No. 17 USC ... 19-for-30 for 199 yards, no interceptions and one touchdown vs. Oregon ... sat out the Stanford game due to injury ... returned to starting role in the win over Arizona, when had his best game to date, completing 16-of-24 for 263 yards, no interceptions and four touchdowns while also rushing for a 12-yard score ... 23-for-39 for 257 yards, one touchdown and one interception vs. Utah, when he also had a 25-yard run ... at Arizona State, threw for 405 yards, breaking his own freshman record and marking one of just seven 400-yard passing games in UW history (405 ranked No. 6 all-time at UW) ... also established new career highs for completions (28) and attempts (52) against the Sun Devils ... terrific game at Oregon State, where his completion percentage (90.0 percent) was the second-best in UW single-game history ... 18-for-20 for 211 yards and four touchdowns in the victory at OSU ... 14-for-20 for 203 yards in Washington's Apple Cup win over WSU ... 23-for-34 for 384 yards in the Heart of Dallas Bowl win over Southern Miss ... co-winner of the UW's Travis Spring Most Outstanding Freshman award.

HIGH SCHOOL: Enrolled at the UW in January, 2015 ... one of the most prolific high school passers in history, having set national records for both touchdowns in a season (91 in 2014, tied) and a career (229, in just three seasons) ... finished his career with 1,191 completions in 1,708 attempts for 16,775 yards and 229 scores, all of those setting new California state records ... as a senior, also set state records with 5,790 yards (breaking his own mark set as a junior) and 91 TDs ... the first high school player to ever throw for 60 or more TDs or for 5,000 yards in three straight seasons ... as a senior, was 360-for-524 with only seven interceptions to go with the 91 TDs ... member of the Parade All-America team ... named to the USA Today's All-USA first team ... named the Gatorade Player of the Year for California as a junior and a senior ... USA Today state offensive player of the year for California ... a PrepStar Dream Team selection ... the CalHiSports Mr. California in 2014 ... MaxPreps.com first-team All-America, California Division I Player of the Year, All-Northern California Player of the Year and Sac-Joaquin Section Offensive Player of the Year ... Sacramento Bee All-Metro Player of the Year ... beat Oceanside, 68-7, in the CIF Division I Bowl Game, completing 27-for-35 for 439 yards and six touchdown passes ... led the Bulldogs to a 16-0

record in 2014, culminating with that win over Oceanside ... Bulldogs outscored their opponents, 915 to 166 in 2014, with no opponents coming within 31 points of them in any given game ... also won the Sierra League and the CIF Sac-Joaquin Section Division I titles ... named the national Junior of the Year by MaxPreps in 2013 ... as a junior, completed 440 out of 579 attempts (a .760 completion percentage) for 5,737 yards and 75 TDs with just 17 interceptions ... in 2013, led team to a 14-1 record, league and section titles and a berth in the California Open Division semifinals ... in 2012, named the Sac-Joaquin Player of the Year by MaxPreps, which also named him to the Sophomore All-America first team ... MVP of the Delta River League as a sophomore ... completed 391 of 605 for 5,248 yards and 63 touchdowns with just 16 interceptions in 2012 ... 605 attempts and 5,248 yards set state records ... in his first varsity game as a sophomore in 2012, threw for 689 yards and 10 touchdowns, setting a state record for touchdowns in a game ... was 34-for-52 in that win over Woodcreek, with his 689 yards ranking second in California history ... named to Orange County Register's "Fab 15" of top prospects in the west ... a member of the Tacoma News-Tribune's Western 100 ... ESPN ranked him the No. 82 recruit in America, the No. 10 recruit in his state and the No. 5 "pocket passer" quarterback in the nation ... listed as the No. 15 recruit in California, the No. 8 quarterback in the nation and the No. 97 overall prospect in the nation by scout.com ... ranked the No. 3 pro-style QB in the country, No. 84 overall recruit and No. 35 prospect in California by rivals.com ... played for coaches Kris Richardson and Troy Taylor, the former Cal quarterback.

BROWNING'S CAREER STATISTICS

PASSING	G	C-A-I	YDS	TD	LONG	PCT	AVG/P	EFFIC
2015	12	233-368-10	2,955	16	81	63.3	8.0	139.7
2016	14	243-391-9	3,430	43	75	62.1	8.8	167.5
TOTAL	26	476-759-19	6,385	59	81	62.7	8.4	154.0

RUSHING	G	ATT	YARDS	TD	LONG	AVG/C	AVG/G
2015	12	65	35	1	25	0.5	2.9
2016	14	65	45	4	19	0.7	3.2
TOTAL	26	130	80	5	25	0.6	3.1

TOTAL OFFENSE	G	RUSH	PASS	TOTAL	AVG/G
2015	12	35	2,955	2,990	249.2
2016	14	45	3,430	3,475	248.2
TOTAL	26	80	6,385	6,465	248.7

19 HUNTER BRYANT

TE • FRESHMAN
ISSAQUAH, WASH.
(EASTSIDE CATHOLIC)



HIGH SCHOOL: Named to the MaxPreps All-America second team, "Medium-Sized School" All-America second team, and USA Today all-state (all levels) following his senior year ... also Seattle Times all-state and Metro League Mountain Division Offensive co-MVP ... over his career, caught 138 passes for 2,483 yards and 35 touchdowns ... helped the Crusaders to an 11-2 record as a senior ... 56 receptions for 979 yards and 10 TDs in nine games as a senior ... as a junior, helped Eastside to a

perfect 13-0 record and the 3A state championship ... named to the USA Today all-state team as a junior ... caught 48 passes for 1,137 yards and 17 TDs as a junior, including two TD receptions in the state title game ... averaged 23.7 yards per catch in 2015 ... team went 13-2 and won the 3A state title his sophomore year ... 34 receptions for 387 yards and eight TDs as a sophomore ... played in the Polynesian Bowl following his senior year ... PrepStar All-America ... one of just five members of his class named to the Seattle Times' "blue-chip recruit" ... one of seven players named a "Northwest Nugget" by the Tacoma News-Tribune ... also named to the News-Tribune's Western 100 ... listed as the No. 73 overall prospect and No. 2 tight end in the nation by scout.com ... rated No. 3 in the state and the No. 5 tight end and No. 189 overall prospect in the nation by 247sports.com ... rivals.com ranked him the No. 2 recruit in Washington, the No. 4 TE in the country and the nation's No. 141 overall recruit ... ESPN listed him at No. 263 overall in the nation and No. 4 in the state, as well as the No. 4 TE in America ... also played basketball at Eastside ... father, Eric Bryant, was a strength and conditioning coach at the UW in the 1990s ... played football for coach Jeremy Thielbahr.

5

MYLES BRYANT
DB • SOPHOMORE
LOS ANGELES, CALIF.
(LOYOLA)



2016: Played in 11 of 14 games during his freshman season at the UW ... made four tackles in Husky debut in the win over Idaho ... has played eight of 11 games this season ... one tackle in the UW win at Cal ... broke up a pass in the Pac-12 Championship Game win over Colorado.

HIGH SCHOOL: Helped lead the Cubs to a 9-3 record and the quarterfinals of the CIF Southern Section Pac-5 playoffs as a senior in 2015 ... 68 tackles, plus 28 receptions for 406 yards as a senior ... earned first-team All-Mission League as a senior ... named to the CalHiSports second-team junior all-state in 2014 and to the sophomore all-state first team in 2013 ... also a sprinter on the track team ... played football for coach Marvin Sanders.

BRYANT'S CAREER STATISTICS

TACKLES	G	UA	A	TOTAL	TFL	PD	FF	FR	BLK
2016	11	3	2	5	0.0-0	1	0	0	0

77

DEVIN BURLESON
OL • SOPHOMORE
PALMDALE, CALIF.
(HIGHLAND)



2016: Made his Husky debut in the win over Idaho.

2015: Enrolled at the UW in January, 2015, and was a true freshman for the 2015 season ... originally signed a National Letter of Intent in February, 2014 ... redshirted true freshman season at the UW.

HIGH SCHOOL: Primarily known as a basketball player during prep career, but played offensive tackle as a senior ... helped lead Bulldogs to the CIF-SS Northern Division playoffs as a senior in 2013 ... currently averaging a double-double as a senior basketball player at Highland ... attended St. John Bosco High as a sophomore and junior, where he played only basketball ... played football for coach Troy Jackson.

25

BEN BURR-KIRVEN
LB • JUNIOR
MENLO PARK, CALIF.
(SACRED HEART PREP)



2016 CoSIDA Academic All-America All-District VIII
2016 Academic All-Pac-12 First Team

2016: Played in every game of the season ... notched five tackles in the season-opening win over Rutgers ... two stops in the win over Idaho ... four tackles in the win over Portland State ... one stop in the win at Arizona ... five tackles in the victory at Oregon ... two stops

in the Huskies' win over Oregon State ... three tackles in the win at No. 17 Utah ... three tackles, plus a 27-yard interception return, in the Husky win at California ... three tackles and a pass break-up in the win over Arizona State ... five tackles in the Apple Cup win over Washington State ... six tackles, one for a loss, in the Pac-12 Championship Game win over Colorado ... had five tackles against Alabama in the Chick-fil-A Peach Bowl.

2015: Played in 12 of 13 games as a true freshman ... saw action in the Huskies' season opener at Boise State on special teams ... shared the team lead with six tackles in the win

over Sacramento State, spending time at linebacker and on special teams ... also saw action vs. Utah State and Cal ... one tackle in the UW win at USC ... four tackles, including a 10-yard sack, vs. Oregon ... seven total tackles in the Stanford game ... notched seven tackles in the Huskies' win over Arizona ... one stop vs. Utah ... five total tackles at Arizona State ... three tackles at Oregon State ... missed the bowl game due to injury ... named the UW's Most Outstanding Special Teams Player award.

HIGH SCHOOL: Named the MaxPreps All-Northern California Defensive Player of the Year and Division III State Player of the Year as a senior in 2014 ... also a MaxPreps Small Schools All-American as a junior and senior ... Cal-Hi Sports' Small Schools Division Player of the Year and a finalist for California's Mr. Football award ... also named to CalHiSports all-state first team ... named the San Jose Mercury News Player of the Year as both a junior and as a senior ... earned first-team All-Metro from the San Francisco Chronicle, the Palo Alto Daily News Player of the Year and was the Peninsula Athletic League (PAL) Bay Division Defensive Player of the Year as a senior ... led the Gators to a 13-0 record, the PAL-Bay Division title and the CIF Central Coast Section Open Division crown in 2014 ... led the team in tackles, with 116, despite missing much of the first half of the season due to an Achilles tendon injury suffered during track season ... also rushed for 1,086 yards on 106 carries, had 224 receiving yards and scored 19 touchdowns ... scored two TDs and notched 11 tackles in the CCS Open Division final victory over Bellarmine Prep in 2014 ... helped lead the Gators to a 13-0 record, the Peninsula-Bay League title and the CIF Central Coast Section Open Division title in 2014 ... after returning from injury, rushed for 143 yards and two TDs (48 and 80 yards) on just four carries and posted 12 tackles in season debut, a win over defending league champion Terra Nova ... followed that with 17 tackles each in next two games ... as a junior, helped Sacred Heart to a 13-2 record, its first Northern California Division III title, and its first berth in the Division III championship game ... notched 204 total tackles (136 solo), six sacks and four interceptions while rushing for 451 yards and 11 TDs as a junior ... as a sophomore, started at defensive end and helped Gators to a 13-1 record and the CIF CCS Division IV championship ... 61 tackles, 7.5 sacks and 290 yards on 54 carries as a 10th-grader ... rushed for 71 yards and a touchdown, with eight tackles and a sack on defense, in the championship game ... ranked the No. 43 middle linebacker recruit in the country by scout.com ... from rivals.com, listed as the No. 29 inside LB in the country and No. 94 player in California ... rated California's No. 91 prospect and the country's No. 55 outside linebacker by ESPN ... also a sprinter on the track team, running the anchor leg on a 4x-100 team that set a school record ... as a senior, won the 100 meters and finished second in the 200 at the WBAL Varsity Trials ... played football for coach Pete Lavorato.

BURR-KIRVEN'S CAREER STATISTICS

INTERCEPTIONS	G	NO.	YARDS	TD	LONG	AVG/R	AVG/G
2015	12	0	0	0	0	0.0	0.0
2016	14	1	27	0	27	27.0	1.9
TOTAL	26	1	27	0	27	27.0	1.0

TACKLES	G	UA	A	TOTAL	TFL	PD	FF	FR	BLK
2015	12	19	15	34	1.0-10	0	0	0	0
2016	14	25	19	44	1.0-4	2	0	0	0
TOTAL	26	44	34	78	2.0-14	2	0	0	0

SACKS	G	UA	A	TOTAL	YARDS
2015	12	1	0	1.0	10
2016	14	0	0	0.0	0
TOTAL	26	1	0	1.0	10

28 TERRELL BYNUM

WR • FRESHMAN
LONG BEACH, CALIF.
(ST. JOHN BOSCO)



HIGH SCHOOL: Named first-team All-Trinity League as a senior ... helped the Braves to a 13-2 overall record, the CIF Southern Section championship and the CIF Open Division state championship as a senior in 2016 ... Braves avenged a regular season loss with a win over Mater Dei, 42-28, for the Southern Section title, then handled De La Salle, 56-33, for state crown ... caught 58 passes for 737 yards and seven TDs as a senior ...

played for Servite High School in Anaheim as a sophomore and junior ... caught 39 passes for 611 yards and three TDs in 2015, earning first-team All-Trinity League ... made 31 receptions for 391 yards and five scores as a sophomore at Servite in 2014 ... went to St. John Bosco as a freshman ... played in the Polynesian Bowl following his senior year ... PrepStar All-America ... named to the Tacoma News-Tribune's Western 100 ... rated the No. 34 receiver and No. 243 overall prospect in the nation by scout.com ... also ran track in high school ... played for coach Jason Negro at Bosco.


CARTA-SAMUELS' CAREER STATISTICS

PASSING	G	C-A-I	YDS	TD	LONG	PCT	AVG/P	EFFIC
2015	8	10-24-1	124	0	33	41.7	5.2	76.7
2016	9	9-13-0	104	3	27	69.2	8.0	212.6
TOTAL	17	19-37-1	228	3	33	51.4	6.2	124.5

RUSHING	G	ATT	YARDS	TD	LONG	AVG/C	AVG/G
2015	8	9	-1	1	10	-0.1	-0.1
2016	9	4	4	0	7	1.0	0.4
TOTAL	17	13	3	1	10	0.2	0.2

11 K.J. CARTA-SAMUELS

QB • JUNIOR
SARATOGA, CALIF.
(BELLARMINE PREP)



2016: Played much of the second half in the win over Rutgers ... completed his first pass of the season for a four-yard TD pass ... 2-for-2 for two yards against the Scarlet Knights ... 4-for-5 for 62 yards and a touchdown in the win over Idaho ... 2-for-3 for 31 yards and a touchdown in the win over Portland State ... led a scoring drive late in the win over No. 7 Stanford, but didn't attempt any passes ... also led a scoring drive in the win at Oregon, but didn't throw any passes ... 1-for-3 for

nine yards in the Oregon State win ... saw action late in the Cal and Arizona State games ... had a three-yard carry for a first down against Alabama in the Chick-fil-A Peach Bowl.

2015: Appeared in eight games, starting one ... made his college debut at Boise State ... played a handful of snaps at quarterback, but didn't attempt any passes ... saw action at QB in the late-going of the win over Sacramento State, attempting one pass ... saw action late in the Oregon game, completing 1-of-2 passes for six yards and one interception ... started the Stanford game, where he was 9-for-21 for 118 yards (no interceptions or TDs) ... also rushed for a score vs. the Cardinal ... saw some action late in the UW win over Arizona ... had a two-yard rush for a first down at Arizona State ... played all but one series of the second half at Oregon State, but didn't attempt a pass ... also saw action in the Apple Cup win over WSU.

2014: Redshirted the 2014 season ... a regular on the travel squad despite not seeing any game action ... won the team's Bob Jarvis Offensive Scout Squad MVP award.

HIGH SCHOOL: Named first-team All-West Catholic Athletic League as a quarterback last season ... led Bells to an 8-4 record and the semifinals of the CIF Central Coast Section Open Division playoffs as a senior in 2013 ... invited to play in the U.S. Army All-American Bowl following senior year ... as a junior in 2012, completed 70-of-129 passes for 1,230 yards and 12 touchdowns while rushing for 632 yards and 12 TDs on 129 carries ... team went 11-2 and made it to the championship game of the playoffs in his junior season ... earned WCAL Junior of the Year and first-team all-league in 2012 ... named to the Tacoma News-Tribune's "Western 100" ... rivals.com ranked him the No. 10 pro-style quarterback in the nation, the No. 26 overall prospect in California and the No. 225 recruit in the nation ... rated the No. 14 "pocket passer" in the country and the No. 27 overall recruit in California and No. 264 in the nation by ESPN ... scout.com tabbed him the No. 23 quarterback prospect in the country and the No. 35 recruit in California ... older brother, Austyn, was the starting quarterback at Vanderbilt last season, his senior year ... father, James Samuels, played at Utah State, as did his uncle ... played for coach Michael Janda.

49

A.J. CARTY
LS • SOPHOMORE
SANTA ANA, CALIF.
(SERVITE)



2016: Handled three PAT snaps in the win over Idaho ... served as the punt snapper in the final four games of the season.

2015: Redshirted true freshman season at the UW.

HIGH SCHOOL: PrepStar All-Region selection ... played two seasons on the varsity as an offensive line-man, but was better known as a long snapper prospect ... listed as a five-star recruit and the No. 3 long snapper in the nation by Rubio Long Snapping ... was the top performer at the Rubio Long Snapping Fall Camp in 2014 ... one of three finalists for the 2014 Chris Rubio Award, given to the nation's top high school long snapper ... rated the No. 6 long snapper in America by ESPN ... also a member of the wrestling team ... played football for coach A.J. Gass.

82

JORDAN CHIN
WR • FRESHMAN
SAN FERNANDO, CALIF.
(CHAMINADE PREP)



2016: Did not see any game action during the 2016 season ... redshirted.

HIGH SCHOOL: Played wide receiver and defensive back at Chaminade ... helped the Eagles to a 7-4 record and the first round of the CIF Southern Section Pac 5 Division playoffs as a senior ... earned All-Mission League second-team honors as a senior ... led the Eagles with 37 receptions for 691 yards as a senior ... teamed with quarterback Tommy Costello, who has signed a National Letter of Intent to play baseball at Washington ... as a sophomore, played on an Eagles team with current Huskies JoJo McIntosh and Brayden Lenius, helped the team to a 14-2 overall record, a CIF Southern Section Western Division title and a berth in the state Division II semifinals ... the No. 48 prospect in California and the No. 78 receiver in the country, according to ESPN ... also ran track at Chaminade ... won a state championship in the 4x100 relay as a junior in 2015, leading off for a foursome that ran a 40.75 in the final ... named to the Los Angeles Daily News all-area track & field second team in 2015 ... played for coach Ed Crosron.

57

JOHN CLARK
DL • SOPHOMORE
MARYSVILLE, WASH.
(MARYSVILLE GETCHELL)



2016: Played in a total of six games during the 2016 season ... played in the first three games of the season ... saw his first action as a Husky in the win over Rutgers ... recorded one tackle in the win over Idaho ... also played against Oregon State, Washington State and Colorado in the Pac-12 Championship Game.

2015: Redshirted true freshman season at the UW.

HIGH SCHOOL: Played defensive end and tight end at Marysville-Getchell ... named to the Associated Press 3A All-State second team as a senior in 2014 ... named to the All-WesCo 3A North first-team on both offense and defense in 2014 ... a member of the Everett Herald's 2014 All-Area second team ... also a standout baseball player, earning first-team all-league honors as a designated hitter in 2015 and second-team at first base in 2014 ... played football for coach Davis Lura.

CLARK'S CAREER STATISTICS

TACKLES	G	UA	A	TOTAL	TFL	PD	FF	FR	BLK
2016	6	1	0	1	0.0-0	0	0	0	0

62

DUKE CLINCH
OL • FRESHMAN
WOODINVILLE, WASH.
(WOODINVILLE)



2016: Did not see any game action during the 2016 season ... redshirted.

HIGH SCHOOL: Earned first-team All-KingCo 4A at left tackle as a senior ... helped lead Woodinville to the quarterfinals of the 4A state tournament as a senior in 2015 ... played four seasons on the varsity ... as a wrestler, won the KingCo 4A championship in the

heavyweight class as a junior and senior ... captained the wrestling team ... played football for coach Wayne Maxwell.

22

LAVON COLEMAN
TB • SENIOR
LOMPOC, CALIF.
(LOMPOC)



2016: Easily broke the school record for yards per carry, finishing with a 7.5-yard average, over a yard better than the previous record (6.4, Rich Alexis) ... rushed for 852 yards on 114 carries ... had three carries for seven yards in the win over Rutgers ... four carries for 14 yards, plus a 12-yard reception, in the win over Idaho ... three carries for 37 yards, plus a tackle and a fumble recovery, in the win over Portland State ... had an out-

standing game at Arizona, rushing for 181 yards and a touchdown on just 11 carries, good for a 16.5-yard-per-carry average ... scored on a 55-yard run that gave the Huskies the lead in the fourth quarter ... on the first play of overtime at Arizona, carried the ball from the 25 to the one ... named the team's offensive player of the game for the Arizona win ... 74 yards and a touchdown on 11 carries in the win over No. 7 Stanford, when he also recovered a fumble on the punt coverage team ... amassed 60 yards on just six carries in the Huskies' 70-21 win at Oregon ... seven carries for 37 yards against Oregon State ... ran for 60 yards on just eight carries in the win at No. 17 Utah ... rushed for 108 yards on just seven carries, including a 49-yard touchdown run, in the Husky win at Cal ... carried the ball 11 times for 47 yards and a score in the win over Arizona State ... named the Husky coaches'

offensive player of the after the win over Washington State, rushing for 82 yards and two touchdowns on just 10 carries ... also had two possibly touchdown-saving tackles against the Cougars ... rushed for 101 yards and a touchdown on 18 carries in the Pac-12 Championship Game win over Colorado ... 16 yards on seven attempts vs. Alabama in the Chick-fil-A Peach Bowl ... earned the team's Special Teams MVP and the Husky Excellence Award at the team's postseason banquet.

2015: Played in all 13 games of the season ... saw action in the opener at Boise State, with one carry in the game ... 44 yards on just six carries in the win over Sacramento State ... one carry, plus a special teams tackle, in the win over Utah State ... made a tackle in the win at USC ... three carries for 13 yards and two receptions for 22 yards vs. Oregon ... two receptions in the Utah game ... named the team's special teams player of the game after the win at Oregon State, where he notched two tackles ... also rushed the ball seven times for 43 yards at OSU ... carried the ball nine times for 39 yards in the Apple Cup win over Washington State ... started in the Heart of Dallas Bowl win over Southern Miss, rushing for 39 yards on six carries.

2014: Played in 11 of 14 games ... missed Arizona State and Colorado games due to injury and didn't see any action in the bowl game ... made two starts and played in 11 of 13 games ... led the team with 78 yards, on 17 carries, in the win at Hawai'i ... reached the century mark in the victory over EWU, rushing for 118 yards and a TD on 17 carries ... made first start vs. Illinois, when he rushed for 46 yards on 18 carries and made two catches ... 13 carries for 44 yards, plus one reception, vs. Georgia State ... led the team with 58 yards on 14 carries vs. Stanford ... 15 carries for 66 yards in the win over Cal in Berkeley ... three receptions for 34 yards, plus 12 carries for 28 yards, at Oregon ... 31 yards on 12 rushing attempts at Arizona ... 11 carries for 69 yards in the victory over Oregon State ... 27 yards on nine carries in the Apple Cup victory at Washington State.

2013: Did not see any game action as a true freshman, preserving a year of eligibility ... won the UW's Bob Jarvis Offensive Scout Squad MVP award.

HIGH SCHOOL: As a senior, helped Lompoc to a 12-1 record ... team had won 32 straight games before falling to Gardena Serra in the CIF Southern Section Western Division semifinals ... missed much of senior season due to injury, but still rushed for 887 yards and nine touchdowns on 128 carries ... named first-team all-area despite missing time ... rushed for 233 yards on 26 carries in a win over Frontier ... went for 171 and two scores in a victory over Arroyo Grande as a senior ... chosen to play in the 2012 Cal State Game ... in 2011, rushed for 2,038 yards and 26 touchdowns on 295 carries ... named the CIF-SS Northwest Division Offensive Player of the Year as a junior ... team went 14-0 and won the CIF Southern Section Northwest championship, blanking Cabrillo, 21-0, in the title game, when Coleman rushed for 149 yards on 36 carries ... top game was in a 28-0 win over Templeton when he rushed for 216 yards on 26 carries ... also surpassed 200 yards vs. Torrance, rushing for 201 and three scores on 15 carries ... ran for 183 yards and two TDs on just 12 carries in a win over Morro Bay in 2011 ... also helped lead team to the CIF Southern Section Northwest championship as a sophomore in 2010 ... named in the Tacoma News-Tribune "Western 100" ... rated the No. 21 running back in the country by MaxPreps.com ... ranked as the No. 30 running back prospect and No. 247 overall recruit in the nation by scout.com ... listed as the No. 42 running back in the country and No. 63 recruit in California by rivals.com ... played for coach Andrew Jones at Lompoc, the alma mater of legendary UW tailback Napoleon Kaufman.

COLEMAN'S CAREER STATISTICS

RUSHING	G	ATT	YARDS	TD	LONG	AVG/C	AVG/G
2014	11	138	565	1	54	4.1	51.4
2015	13	33	176	0	29	5.3	13.5
2016	14	114	852	7	55	7.5	60.9
TOTAL	38	285	1593	8	55	5.6	41.9

RECEIVING	G	REC	YARDS	TD	LONG	REC/G	AVG/C	AVG/G
2014	11	9	35	0	31	0.8	3.9	3.2
2015	13	4	31	0	16	0.3	7.8	2.4
2016	14	5	31	0	12	0.4	6.2	2.2
TOTAL	38	18	97	0	31	0.5	5.4	2.6

TACKLES	G	UA	A	TOTAL	TFL	PD	FF	FR	BLK
2014	11	2	0	2	0.0-0	0	0	0	0
2015	13	3	2	5	0.0-0	0	0	0	0
2016	14	4	3	7	0.0-0	0	0	2	0
TOTAL	38	9	5	14	0.0-0	0	0	2	0

2017 PLAYER BIOS

34 SEAN CONSTANTINE



LB • SENIOR
HUNTS POINT, WASH.
(BELLEVUE)

2016: Missed the 2016 season due to an injury suffered in fall camp.

2015: Earned honorable mention Academic All-Pac-12 ... played in all games during the 2015 season ... saw action in the season opener at Boise State, recording a tackle ... made three tackles in the win over Sacramento State ... one tackle in the win over Utah State and against California ... also had one stop in the victory at USC ... two tackles, one for a loss, vs. Oregon ... one stop in the win over Arizona ... two stops at Oregon State ... earned the team's Husky Fever 12th Man of the Year award at the postseason awards ceremony.

2014: Played in the first five games of the season, mainly on special teams ... two tackles in the win over Illinois ... one tackle vs. Georgia State.

2013: Did not see any game action as a true freshman, preserving a year of eligibility.

HIGH SCHOOL: Part of four 3A state champion football teams during four seasons at Bellevue, including the last three as a starter ... helped lead Wolverines to a fourth-straight championship, a 14-0 record and, by several polls, the nation's No. 1 ranking as a senior in 2012 ... named to the MaxPreps.com "Medium Schools" All-America second-team ... first-team 3A all-state as a senior ... made the Seattle Times' all-state team (all levels) as a senior ... as a junior, helped lead Bellevue to a 14-0 record and the state championship, earning first-team 3A all-state and first-team all-league ... also made the Seattle Times all-state team (all levels) as a junior ... as a sophomore in 2010, Bellevue went 13-1 and won the state crown ... named second-team 2A/3A All-KingCo as a sophomore ... listed as an offensive and defensive lineman as a freshman in 2009, when Wolverines went 12-2 and won state ... named as a "red chip" recruit by the Seattle Times ... made the Tacoma News-Tribune "Western 100" list ... listed as the No. 5 prospect in the state of Washington and the No. 31 middle linebacker recruit in the nation by scout.com ... rated the No. 16 inside linebacker in the country and No. 3 recruit in Washington by rivals.com ... played for coach Butch Goncharoff.

CONSTANTINE'S CAREER STATISTICS

TACKLES	G	UA	A	TOTAL	TFL	PD	FF	FR	BLK
2014	5	1	2	3	0.0-0	0	0	0	0
2015	13	4	8	12	1.0-1	0	0	0	0
TOTAL	18	5	10	15	1.0-1	0	0	0	0

15

ALEX COOK



WR • FRESHMAN
SACRAMENTO, CALIF.
(SHELDON)

HIGH SCHOOL: Named first-team Sacramento Bee All-Metro as a defensive back in 2016 ... Huskies went 8-4 and advanced to the quarterfinals of the CIF Sacramento Section Division I playoffs as a senior in 2016 ... made 26 catches for 609 yards (a 23.4-yard average) and eight TDs and also rushed for 369 yards and three scores on just 39 carries as a senior ... credited with 92 total tackles and also returned kicks and punts for Sheldon ... as a junior, caught 46 passes for 703 yards and

seven TDs while recording 48 tackles ... PrepStar All-West Region ... named to the Tacoma News-Tribune's Western 100 ... listed as the No. 220 overall prospect and No. 32 receiver in the nation by scout.com ... played for coach Joe Cattolico as a senior.

98



WILL DISSLY

TE • SENIOR
BOZEMAN, MONT.
(BOZEMAN)

2016: Played in all 14 games of the 2016 season, earning five starts ... made first career reception, a 27-yard touchdown, in the win over Portland State ... started at one tight end spot in the win at Arizona as well as at Utah and at Cal ... had one catch against USC ... made an eight-yard catch in the win over Arizona State and another in the Apple Cup win over Washington State.

2015: Played in all 13 games, starting one ... played extensively in the Huskies' season opener at Boise State, notching one tackle ... made two tackles, one of them for a loss, in the win over Sacramento State ... earned first college start at Stanford, making one tackle ... two tackles, one of them for a loss, in the UW victory over Arizona ... one tackle at Oregon State ... had a sack that forced a fumble in the Apple Cup win over Washington State.

2014: True freshman played in six of the Huskies' 14 games during the regular season ... made college debut in the Huskies' win over Eastern Washington ... also played in the win over Illinois ... had a solo tackle vs. Georgia State ... made a big tackle on a fourth-and-goal from the one play at Cal, keeping the Bears out of the end zone.

HIGH SCHOOL: Named the Gatorade Player of the Year for the state of Montana ... earned Parade All-America honorable mention, the second Montana player ever named to the Parade team, honorable mention or otherwise, and the first since 1990 ... also the Defensive Co-MVP of the Montana AA level as well as the first-team AA all-state at defensive end and tight end as a junior and senior ... racked up 57 tackles, 12 for a loss and 9.5 sacks while catching 55 passes for 917 yards and 11 touchdowns ... as a senior, helped lead the Hawks to a 14-0 record and the AA state championship while out-scoring opponents, 689 to 209, for the season ... as a junior, the team went 9-4 and made it to the state title game ... that season, posted 29 tackles for loss and 13.5 sacks ... earned second-team all-state at tight end as a sophomore, when he scored 13 touchdowns ... also played on the varsity as a freshman ... listed as the No. 8 recruit in the Big Sky region by scout.com ... ranked the No. 1 recruit in Montana by ESPN ... also threw shot and discus in high school, finishing second in discus and fourth in shot at the state meet as a junior in 2013 ... played football for coach Troy Purcell.

DISSLY'S CAREER STATISTICS

RECEIVING	G	REC	YARDS	TD	LONG	REC/G	AVG/C	AVG/G
2014	6	0	0	0	0	0.0	0.0	0.0
2015	13	0	0	0	0	0.0	0.0	0.0
2016	14	4	47	1	27	0.3	11.8	3.4
TOTAL	33	4	47	1	27	0.1	11.8	1.4

TACKLES	G	UA	A	TOTAL	TFL	PD	FF	FR	BLK
2014	6	1	1	2	0.0-0	0	0	0	0
2015	13	6	2	8	3.0-7	0	1	0	0
2016	14	1	1	2	0.0-0	0	0	0	0
TOTAL	33	8	4	12	3.0-7	0	1	0	0

SACKS	G	UA	A	TOTAL	YARDS
2014	6	0	0	0.0	0
2015	13	1	0	1.0	5
2016	14	0	0	0.0	0
TOTAL	33	1	0	1.0	5

10

JOMON DOTSON

DB • JUNIOR

AMERICAN CANYON, CALIF.
(AMERICAN CANYON)



2016: Played in all 14 games during the 2016 season, starting twice at tailback ... had seven carries for 27 yards in the UW win over Rutgers ... eight carries for a career-best 48 yards in the win over Idaho ... five carries for 20 yards in the win over Portland State ... three carries for 23 yards in the win at Arizona ... seven carries for 30 yards in the win over No. 7 Stanford ... 61 yards and a touchdown on 12 carries, as well as 52 yards on two receptions, including a 44-yard TD catch, in Washington's 70-21 win at Oregon ... three carries for 13 yards in the Huskies' win over Oregon State ... made a 15-yard reception in the win at No. 17 Utah ... 35 yards on eight carries in the Husky win at Cal ... one carry in the win over Arizona State ... one carry against Alabama in the Chick-fil-A Peach Bowl.

2015: Played in six games ... saw his first Husky action in the victory over Sacramento State, rushing six times for 12 yards ... also played in the UW win over Arizona, with two carries ... 10 carries for 27 yards in the Husky win at Oregon State ... also saw action in the Apple Cup win over Washington State ... had two catches for 19 yards in the Heart of Dallas Bowl win over Southern Miss.

2014: Redshirted his true freshman season at the UW.

HIGH SCHOOL: Named Napa Valley Register Napa County Player of the Year, Solano County Athletic League Back of the Year, first-team All-SCAC and second-team All-CIF San Joaquin Section was as a senior in 2013 ... set school records for career rushing yards (4,976), rushing touchdowns (60), all-purpose yards (5,499) and points scored (374) ... as a senior, rushed for 2,004 yards on just 189 carries (10.6 yards per carry) and 26 touchdowns ... also had 12 receptions for 140 yards and two scores and intercepted seven passes on defense ... rushed for 257 yards and three TDs vs. Stagg High and went for 207 and five scores against Vallejo ... rushed for 231 and 256 yards in two playoff games as a senior ... helped lead Wolves to an 10-2 record, the Solano County Athletic Conference title and the quarterfinals of the CIF San Joaquin Section Division III playoffs ... as a junior, ran for a school-record 2,148 yards on 167 carries (12.9 yards per carry) and 245 touchdowns ... season-best 230 yards and five TDs in a 2012 win over Benecia ... earned SCAC Offensive Back of the Year, first-team All-Napa County and third-team junior all-state in 2012 ... team went 11-2 and advanced to the playoff semifinals in 2012 ... as a sophomore, rushed for 824 yards and 10 touchdowns on 110 carries ... ranked the No. 46 running back in the country and No. 64 recruit in California by rivals.com ... listed as the No. 64 RB in the country and No. 95 player in California by scout.com ... ESPN's No. 93 recruit in California ... also played basketball and ran track at American Canyon ... played football for coach Ian MacMillan.

DOTSON'S CAREER STATISTICS

RUSHING							
G	ATT	YARDS	TD	LONG	AVG/C	AVG/G	
2015	6	18	42	0	9	2.3	7.0
2016	14	57	260	1	37	4.6	18.6
TOTAL	20	75	302	1	37	4.0	15.1

RECEIVING							
G	REC	YARDS	TD	LONG	REC/G	AVG/C	AVG/G
2015	6	2	19	0	15	0.3	3.2
2016	14	3	67	1	44	0.2	4.8
TOTAL	20	5	86	1	44	0.2	4.3

KICK RETURNS							
G	NO.	YARDS	TD	LONG	AVG/R	AVG/G	
2015	6	0	0	0	0.0	0.0	
2016	14	1	6	6	6.0	0.4	
TOTAL	20	1	6	6	6.0	0.3	

TACKLES								
G	UA	A	TOTAL	TFL	PD	FF	FR	BLK
2015	6	0	0	0	0.0-0	0	0	0
2016	14	0	1	1	0.0-0	0	0	0
TOTAL	20	0	1	1	0.0-0	0	0	0

87

FORREST DUNIVIN

WR • SENIOR

LAS FLORES, CALIF.
(TESORO/
MINN.-CROOKSTON/
SADDLEBACK JC)



2016: Did not see any game action during the 2016 season.

2015: Redshirted his first season at the UW.

HIGH SCHOOL & PREVIOUS COLLEGES: Attended Saddleback Junior College in Mission Viejo, where he teamed with fellow Husky Anthony Berg ... caught 38 passes for 697 yards, an average of better than 18 yards per catch ... scored six touchdowns ... prior to Saddleback, spent one year at Minnesota-Crookston ... caught 23 passes for 257 yards for the Division II Golden Eagles as a freshman ... led Tesoro to a 7-4 record as a senior in 2012, catching 32 passes for 531 yards and four scores ... also a standout basketball player for the Titans ... played football for coach Brian Barnes.

40

CAMILO EIFLER

LB • FRESHMAN

BERKELEY, CALIF.
(BISHOP O'DOWD)



2016: Did not see any game action during the 2016 season ... redshirted.

HIGH SCHOOL: Played linebacker and running back at Bishop O'Dowd ... named first-team All-West Alameda County Conference-Foothill League at outside linebacker as a senior ... as a senior, helped the Dragons to a 7-6 record and the semi-finals of the CIF North Coast Section Division 3 playoffs ... invited to play in the U.S.

Army All-American Bowl following the 2015 season ... as a junior, the team earned a berth in the North Coast Section playoffs ... named first-team All-WACC, third-team All-East Bay and honorable mention San Francisco Chronicle All-Metro as a junior ... made CalHiSports.com's junior-class all-state in 2014 ... played on the varsity as a sophomore ... named a PrepStar All-American ... a member of the Tacoma News Tribune "Western 100" ... rated the No. 280 overall recruit in America by ESPN, which also ranked him the No. 31 prospect in the California and the No. 15 outside linebacker prospect in the nation ... scout.com's No. 94 overall prospect and No. 6 outside backer in the nation ... rivals.com ranks him the No. 11 OLB in the country, the No. 23 recruit in California and the No. 118 player in the country ... 247sports.com's No. 142 national recruit, No. 11 outside linebacker and No. 21 prospect in the state of California ... participated in the shot, discus, high jump and long jump for the track team, winning league titles in the shot put as a sophomore and junior ... as a junior and senior at O'Dowd, played under head coach Napoleon Kaufman, the UW's all-time leading rusher and a member of the Husky Hall of Fame.

12

AARON FULLER

WR • SOPHOMORE
McKINNEY, TEXAS
(LOVEJOY)



2016: Played in all 14 games of his true freshman season, starting four times ... one of four true freshmen to play in the Rutgers game ... one catch for five yards vs. the Scarlet Knights ... one catch for 12 yards in the win over Idaho ... three receptions for 34 yards in the win over Portland State ... earned a start in the win at Arizona ... scored his first touchdown on a three-yard reception in the win over No. 7 Stanford ... season-highs for catches (four) and yards (49) in the Huskies' win over Oregon State, when he also scored the game's first TD on a 19-yard reception ... one reception against USC, when he also made a tackle ... two catches for 22 yards in the win over Arizona State ... 23-yard reception in the Apple Cup win over Washington State ... started against Alabama in the Chick-fil-A Peach Bowl, when he caught two passes for 27 yards.

HIGH SCHOOL: First-team All-District 10-5A and first-team All-Collin County at wide receiver as a senior in 2015 ... also second-team All-Collin County as a return specialist ... played receiver and cornerback for the Leopards ... team went 8-4 and advanced to the second round of the 5A D2 playoffs in 2015 ... as a senior, caught 86 passes for 1,178 yards and 14 touchdowns while also rushing for two other scores and returning two punts for touchdowns ... as a junior in 2014, had 69 receptions for 1,396 yards and 22 touchdowns, while also adding two rushing TDs and another on a punt return ... named the District 10-5A Offensive Player of the Year, earning that honor unanimously ... also All-Collin County and Associated Press first-team 5A all-state as a junior in 2014 ... the Leopards made it into the first round of the state playoffs in 2014 ... as a sophomore, had 26 catches for 447 yards and five scores, earning second-team All-District 13-4A ... team went 8-4 and advanced to the second round of the 5A D2 state playoffs in 2013 ... also saw action on the varsity as a freshman ... a PrepStar All-Midlands Region selection ... ran the 100, 200 and 400 meters and also participated in long jump ... won district and area titles in the 400 meters as a junior ... played football under coach Ryan Cox.

FULLER'S CAREER STATISTICS

RECEIVING	G	REC	YARDS	TD	LONG	REC/G	AVG/C	AVG/G
2016	14	16	184	2	23	1.1	11.5	13.1

RUSHING	G	ATT	YARDS	TD	LONG	AVG/C	AVG/G
2016	14	2	4	0	3	2.0	0.3

PUNT RETURNS	G	NO.	YARDS	TD	LONG	AVG/R	AVG/G
2016	14	1	5	0	5	5.0	0.4

TACKLES	G	UA	A	TOTAL	TFL	PD	FF	FR	BLK
2016	14	1	0	1	0.0-0	0	0	0	0

99

GREG GAINES

DL • JUNIOR
LA HABRA, CALIF. (LA HABRA)



2016 Academic All-Pac-12 Second Team
2016 Honorable Mention All-Pac-12

2016: Started all 14 games at defensive tackle ... started vs. Rutgers, finishing with two tackles, including one for a loss ... in a start vs. Idaho, had three tackles, including one-and-a-half for a loss and half of a sack ... named the team's lineman player of the week for the Idaho game ... led the UW with seven total tackles, including two for loss, in the win over Portland State ... named the team's defensive player of the week after the win over the Vikings ... made one stop in the win at Arizona ... two tackles, including a nine-yard sack, in the win over No. 7 Stanford ... recorded two tackles, both of them sacks, in the Huskies' 70-21 win at Oregon ... two tackles in the Huskies' win

over Oregon State ... one stop in the win at No. 17 Utah ... three tackles in the UW win at California ... one stop against USC and also vs. Arizona State ... three tackles in the Apple Cup win over WSU ... four tackles, including half of a tackle for loss, in the Pac-12 Championship Game win over Colorado ... three tackles against Alabama in the Chick-fil-A Peach Bowl ... won the L. Wait Rising Lineman of the Year Award at the team's awards banquet.

2015: Played in all 13 games, starting six ... earned honorable mention All-Pac-12 ... made Husky debut in the opener at Boise State ... one stop vs. the Broncos ... also had one tackle in the victory over Sacramento State ... also played vs. Utah State and California ... one tackle in Washington's victory at USC ... two tackles vs. Oregon ... got first Husky start at Stanford, notching two tackles ... earned a start vs. Utah, when he led the UW with 10 total tackles ... also started at Arizona State, where he had three tackles ... started at Oregon State, making three tackles ... one stop in the Apple Cup win over Washington State ... two tackles, one of them for a loss, in the bowl game vs. Southern Miss.

2014: Redshirted his true freshman season ... was listed on the depth chart early in the season, but never saw any game action.

HIGH SCHOOL: Earned MVP of the Freeway League and first-team All-CIF Southern Section Southwest Division on the defensive line in 2013 ... also earned first-team all-county from the Orange County Register and all-area honors from the Whittier Daily News ... earned third-team all-state (all division) from CalHiSports.com ... also played as a running back in short-yardage situations ... as a senior, helped Highlanders to a 10-2 record and the second round of the CIF Southern Section Southwest Division playoffs ... also the Freeway League MVP, Whittier Daily News area Defensive Player of the Year and first-team All-Southwest Division as a junior in 2012 ... team went 8-4 and advanced to the second round of the playoffs his junior year ... started as a sophomore, when Highlanders went 9-4 and made it to the playoff semifinals ... as a freshman, played on the varsity as La Habra won the Southwest Division playoffs ... ranked by ESPN as the No. 42 recruit in California and the No. 44 defensive tackle in the country ... listed as the No. 37 DT in the country and the No. 66 prospect in California by scout.com ... rivals.com listed him as the No. 77 player in California ... won Freeway League championships in both the shot and discus as a junior on the track team in 2013 ... played for coach Frank Mazzotta.

GAINES' CAREER STATISTICS

TACKLES	G	UA	A	TOTAL	TFL	PD	FF	FR	BLK
2015	13	12	16	28	1.0-3	0	0	0	0
2016	14	21	14	35	8.0-29	0	0	0	0
TOTAL	27	33	30	63	9.0-32	0	0	0	0

SACKS	G	UA	A	TOTAL	YARDS
2015	13	0	0	0.0	0
2016	14	3	1	3.5	19
TOTAL	27	3	1	3.5	19

89

JOHN GARDNER

WR • JUNIOR
WOODINVILLE, WASH.
(INGLEMOOR)



2016: Played in five games ... saw action in the Huskies' win over Rutgers ... made first career reception in the win over Idaho, good for 12 yards ... also played in the Pac-12 Championship Game win over Colorado.

2015: Saw his first Husky action in the victory over Sacramento State ... also played late in the Apple Cup win over Washington State.

2014: Did not see any game action during the 2014 season ... joined the UW program as an invited walk-on at the start of fall, 2014 practice.

HIGH SCHOOL: Played wide receiver and defensive back for the Vikings ... as a senior, set a school record with 1,028 receiving yards on 58 catches ... led the KingCo 4A in receptions and yards ... earned first-team All-KingCo 4A ... served as a team captain and was named team's MVP and offensive player of the year ... also made 40 tackles and intercepted four balls on defense ... also an honorable mention all-league basketball player ... named a National Football Foundation Scholar Athlete ... played football for coach D.J. Baddeley.

GARDNER'S CAREER STATISTICS

RECEIVING	G	REC	YARDS	TD	LONG	REC/G	AVG/C	AVG/G
2015	2	0	0	0	0	0.0	0.0	0.0
2016	5	1	12	0	12	0.2	12.0	2.4
TOTAL	7	1	12	0	12	0.1	12.0	1.7

9

MYLES GASKIN

TB • JUNIOR

LYNNWOOD, WASH.
(O'DEA)



2016 First-Team All-Pac-12
2015 Freshman All-America (FWAA)

2016: Played in all 14 games, starting 11 at tailback ... surpassed 1,000 yards rushing for the second straight season ... finished with 1,373 yards, the eighth-highest season total in UW history ... rushed for 57 yards on 15 carries and caught one pass for 11 yards in a start vs. Rutgers ... 12 carries for 67 yards and a touchdown in

the win over Idaho ... 13 carries for 93 yards and a touchdown, as well as his first career TD reception (four yards), in the win over Portland State ... ran for 85 yards on 24 carries in the win at Arizona ... rushed for 100 yards and two touchdowns on 18 carries in the win over No. 7 Stanford ... set a new career-high with 197 yards on 16 carries, with one touchdown, in the Huskies' 70-21 win at Oregon ... rushed for 128 yards and a touchdown in the Huskies' win over Oregon State ... named the team's offensive player of the week after the OSU victory ... also named the team's offensive player of the week after the 31-24 win at No. 17 Utah, rushing for 151 yards and a touchdown on 19 carries, a 7.9-yard average ... 74 yards and a touchdown on 16 carries in the UW win at California ... moved past 1,000 yards for the season in the USC game, rushing for 51 yards on 15 carries ... also had two catches for 22 yards vs. the Trojans ... earned the coaches' offensive player of the game award for his 127-yard rushing performance (16 carries, one touchdown) in the win over Arizona State ... 50 yards and one touchdown on 16 carries in the Apple Cup win over Washington State ... rushed for 159 yards and also had a 24-yard reception in the Pac-12 Championship Game win over Colorado ... named the UW coaches' offensive player of the game after the Colorado victory ... rushed for 34 yards on 10 carries and caught five passes for 40 yards against Alabama in the Chick-fil-A Peach Bowl.

2015: The first true freshman ever at the UW to rush for 1,000 yards in a season ... 18th Husky ever to reach 1,000 yards, finishing the season with 1,302, eighth-most in UW history ... also set a UW true-freshman record with 14 rushing TDs, fifth-most ever at Washington ... freshman All-America first-team from the Football Writers Association of America ... honorable mention All-Pac-12 ... eight 100-yard rushing games were third-most in the Pac-12 ... played in every game, starting six ... rushed for 100 or more yards eight times ... made his debut in the UW's season-opener at Boise State ... had five carries and one reception vs. the Broncos ... rushed for 146 yards and three touchdowns on just 10 carries in the UW victory over Sacramento State in week two ... rushed for scores from three, 16 and 78 yards ... 146 yards were third-most ever by a UW true freshman, behind only Joe Steele (157 vs. Oregon in 1976) and Willie Hurst (155 vs. UCLA in 1998) ... 15 carries for 42 yards in the win over Utah State ... 15 yards on five carries vs. Cal ... second 100-yard game in the victory at USC, when he rushed for 134 yards and a touchdown on 22 carries ... in the drive that culminated with his one-yard TD run, was responsible for all 50 yards (on four carries) on the drive ... rushed for 155 yards and a TD on 18 carries in first career start, vs. Oregon ... first UW true freshman ever to rush for 100 or more yards in back-to-back games and 155 yards were second-most (tied) ever for a UW freshman ... made it three straight 100-yard games with 108 yards and a TD on 18 carries at Stanford ... 49 yards on 11 carries in the Husky win over Arizona ... 20 carries for 93 yards and a touchdown vs. Utah ... fifth 100-yard game of the season at Arizona State: 18 carries for 108 yards and one touchdown ... also had two receptions vs. the Sun Devils ... sixth 100-yard game of the year in the Oregon State win, going for 127 yards on 23 carries ... 32 carries for 138 yards and two touchdowns in the Apple Cup win over Washington State ... MVP of the Zaxby's Heart of Dallas Bowl, where he became one of only five Huskies ever to rush for four or more TDs in a single game ... scored four times, and rushed for a UW bowl-record 181 yards on 26 carries vs. Southern Miss ... 86-yard TD vs. the Golden Eagles broke a 24-24 tie and was the sixth-longest (tied) rush in UW history and came one play after USM had tied the score ... named the Most Outstanding Offensive Player at the UW's postseason awards ceremony.

HIGH SCHOOL: USA Today all-state ... first-team 3A all-state from the Associated Press at running back and second-team at all-purpose/returner ... Metro League Mountain Division Offensive MVP, Kickoff Returner of the Year, first-team All-Metro at running back and safety ... Tacoma News-Tribune all state at running back ... a PrepStar All-Region selection ... named to the Seattle Times all-area team in 2014, when he rushed for 1,567 yards and 25 touchdowns on just 109 carries, a 14.4-yard average ... helped Irish to a 9-2 record and a berth in the Washington 3A state playoffs in 2014 ... as a junior, helped O'Dea to a 12-1 record and the state 3A semifinals ... rushed for over 2,000 yards and made 3A all-state first team and the Seattle Times all-area team as a junior ... also the 2013 Metro League Mountain Division Offensive Player of the Year and well as first-team all-league ... team went 8-3 his sophomore year, when he was an All-Metro first-team selection at both running back and outside linebacker ... one of nine players from the region named a "Northwest Nugget" by the Tacoma News-Tribune ... listed as a "red-chip prospect" by the Seattle Times ... also a member of the Tacoma News-Tribune's Western 100 ... ranked as the No. 5 prospect in Washington, the No. 34 running back in the nation and the No. 266 overall prospect in the country by scout.com ... the No. 39 running back in the country and No. 10 recruit in the state, per rivals.com ... ESPN listed him No. 10 in the state and the No. 86 back in the nation ... also a standout on the track team, qualifying for the state meet in the 100, 200, the 4x100 and the 4x400 as a sophomore ... as a senior, ran the 100, 200, 400, 4x100, 4x400 and threw the shotput ... won the 2015 3A state title in the 100 meters, with a time of 11.02 ... also took second in the 4x100 and eighth in the 4x400 ... won Metro League titles in the 100 and the 4x400 and also took second in the 200 and third in the shot ... played football for coach Monte Kohler.

GASKIN'S CAREER STATISTICS

RUSHING	G	ATT	YARDS	TD	LONG	AVG/C	AVG/G
2015	13	227	1,302	14	86	5.7	100.2
2016	14	237	1,373	10	68	5.8	98.1
TOTAL	27	464	2,675	24	86	5.8	99.1

RECEIVING	G	REC	YARDS	TD	LONG	REC/G	AVG/C	AVG/G
2015	13	6	19	0	8	0.5	3.2	1.5
2016	14	19	137	1	24	1.4	7.2	9.8
TOTAL	27	25	156	1	24	0.9	6.2	5.8

18

ISAIAH GILCHRIST

DB • FRESHMAN

BELLEVUE, WASH.
(BELLEVUE)



2016: Did not see any game action during the 2016 season ... redshirted.

HIGH SCHOOL: Helped Wolverines to an 11-2 record and a berth in the 3A state championship game as a senior in 2015 ... had three interceptions in the state semifinal game ... named to MaxPreps.com Medium-Sized Schools All-America second team as a defensive back ... also first-team 3A All-KingCo, first-team Seattle

Times all-state (all levels), Associated Press 3A all-state and Tacoma News Tribune all-area ... earned a spot on the All-USA Western Washington first team as a defensive back ... caught four passes as a senior, but three of them went for touchdowns ... one of just seven seniors in the Pacific Northwest named to the Tacoma News Tribune's "Northwest Nuggets" ... in 2014, Bellevue went 13-1, with its lone loss coming in the state championship game, when Gilchrist scored on a 56-yard run ... named to the All-USA Western Washington team at cornerback as a junior ... as a sophomore, played on a 14-0 Bellevue team that won its sixth consecutive 3A state championship and finished No. 8 in the USA Today top 25 ... also a member of the varsity as a freshman in 2012, when the Wolverines also finished 14-0 and won state ... named a PrepStar All-American ... one of just four players from the state named a "blue-chip" prospect by the Seattle Times ... named to the Tacoma News Tribune "Western 100" ... rated the No. 235 overall recruit in America by ESPN, which also ranked him the No. 2 prospect in the state and the No. 17 athlete in the nation ... listed by rivals.com as the No. 3 recruit in Washington and the No. 20 corner in the country ... the No. 29 cornerback in America from scout.com also a standout sprinter on the track team at Bellevue ... rated by 247sports.com as the No. 254 recruit in the country, No. 25 cornerback and No. 3 recruit in Washington state ... won the KingCo title and made the state finals in the 400, as well as the 4x100 relay, as a junior ... played football for coach Butch Goncharoff at Bellevue.

13



JAKE HAENER
QB • FRESHMAN
DANVILLE, CALIF.
(MONTE VISTA)

HIGH SCHOOL: Named the first-team quarterback on the All-Bay Area Preps team following senior year ... also first-team All-North Coast Section and All-East Bay Athletic League ... also the All-NorCal first-team quarterback ... finished career with 8,464 yards on 597-for-977 passing, with a school-record 90 touchdowns and 24 interceptions over three years and 35 games ... as a senior, led the Mustangs to a 12-1 record and the CIF North Coast Section Division I championship ... completed 170-for-279 for 2,976 yards, 37 touchdowns and just eight interceptions as a senior ... also rushed for six scores ... threw multiple TD passes in 12 of 13 games, and three or more eight times in 2016 ... in 2015, team went 7-4 and played in the CIF NCS Division I quarterfinals ... as a junior, went 208-for-321 for 3,005 yards, 35 TDs and just six interceptions ... as a sophomore, threw for 2,483 yards on 219-for-377 passing, with 18 TDs and 10 picks ... PrepStar All-West Region ... ranked the No. 53 quarterback in the nation by scout.com ... ranked the No. 20 (rivals.com) and No. 31 (247sports.com) pro-style QB prospect ... ESPN's No. 28 "pocket passer" ... mother and grandfather both attended the UW ... played for coach Craig Bergman.

56



NICK HARRIS
OL • SOPHOMORE
INGLEWOOD, CALIF.
(JSERRA CATHOLIC)

2016: Played in 12 out of 14 games in 2016, starting two games at left guard and two games at right guard ... one of four true freshmen to see action in the Huskies' season-opener win over Rutgers ... has played in every game other than against Arizona and USC ... earned his first start, at left guard, in the win at No. 17 Utah ... started at left guard in the UW victory at California ... name the coaches' lineman of the game for the Cal win ... also started, at right guard, in the Pac-12 Championship Game win over Colorado and against Alabama in the Chick-fil-A Peach Bowl.

HIGH SCHOOL: Named first-team All-Trinity League in 2015 ... as a senior, helped the Lions to a 7-3 overall record ... in 2014, his junior season, the Lions went 10-2 and advanced to the quarterfinals of the CIF Southern Section Pac-5 playoffs ... team went 7-3 in 2013, his sophomore season ... named PrepStar All-West Region ... listed as the No. 13 center in the country by ESPN and the No. 14 center by scout.com ... rated the country's No. 72 guard by 247sports.com ... played for coach Jim Hartigan.

47



PEYTON HENRY
PK • FRESHMAN
DANVILLE, CALIF.
(MONTE VISTA)

HIGH SCHOOL: Kicked and punted at Monte Vista ... teamed with fellow UW freshman Jake Haener at Monte Vista ... named to the MaxPreps California Large School All-State second team and the All-NorCal first team after his senior year ... named to the Bay Area News Group's all-area team and the San Francisco Chronicle All-Metro team ... went 69-for-69 on PAT attempts and made eight field goals (long of 47) in 2016, when he also recorded 84 touchbacks on 93 kickoffs ... as a senior, helped Mustangs to a 12-1 record and the CIF North Coast Section Division I championship ... a junior, Monte Vista was 7-4 and advanced to the CIF NCS Division I quarterfinals ... 152-for-154 on PAT attempts and 18-for-26 on field goals, with a long of 52 (junior year) over his career ... played for coach Craig Bergman.

70



JARED HILBERS
OL • SOPHOMORE
BEAVERTON, ORE.
(BEAVERTON)

2016: Saw his first action as a Husky in the season-opener vs. Rutgers ... played in each of the first three games of the season, as well as in the Oregon and Oregon State games and against Alabama in the Chick-fil-A Peach Bowl.

2015: Redshirted true freshman season at the UW.

HIGH SCHOOL: Widely considered the top line prospect in the state of Oregon in his class ... named a PrepStar All-Region selection ... earned third-team 6A All-Metro honors as a senior in 2014 ... earned third-team All-Metro honors as a defensive lineman as a junior in 2013 ... a standout basketball player at Beaverton ... listed as the No. 4 prospect in his state and the No. 120 tackle in America by ESPN ... rated as the No. 4 recruit in Oregon and the No. 107 offensive tackle in the nation by scout.com ... rivals.com's No. 3 prospect in Oregon and No. 80 tackle in the country ... played football for coach Bob Boyer.

94




DEREK HUNTER
TE • SENIOR
PORTOLA VALLEY, CALIF.
(SACRED HEART PREP/GEORGETOWN)

2016: Did not see any game action during the 2016 season.

2015: Did not see any game action in his first season at the UW.

GEORGETOWN & HIGH SCHOOL: Joined the UW roster during fall camp in 2015 ... transferred to Washington from Georgetown, where he spent the 2013 and 2014 seasons ... redshirted at Georgetown in 2013 ... played tight end, wide receiver, linebacker and defensive line at Sacred Heart Prep, where he was a teammate of fellow Husky Ben Burr-Kirven as a senior ... first-team All-Peninsula Athletic League Bay Division and All-Bay Area as a senior ... 18 catches for 411 yards and four TDS, plus 47 tackles on defense as a senior in 2012 ... helped Sacred Heart to its first-ever PAL Bay Division title and the CIF Central Coast Section Division IV crown as a senior ... also won back-to-back CIF-CCS championships in basketball ... played for coach Matt Moran.

34



NATE IHLENFELDT
TB • FRESHMAN
GREEN BAY, WIS.
(NOTRE DAME ACADEMY)

HIGH SCHOOL: Played running back and safety at Notre Dame Academy ... one of six football players in his state nominated for the Wisconsin Sports Awards following senior season ... as a senior, helped the Tritons to a 12-2 record and a run to the championship game of the state's Division 3 playoffs ... rushed for 2,253 yards on 342 attempts (6.6 yards per carry) as a senior, when he totaled 31 touchdowns ... rushed for 200 yards four times, including a 226-yard outing in the state semifinal ... the Fox River Classic Conference Player of the year and a coaches' first-team all-state selection ... Green Bay Press-Gazette Player of the Year for 2-2016 ... two-time unanimous all-conference pick ... in 2015, NDA went 12-2 and won the state's Division 3 championship, beating Catholic Memorial, 19-17, in the final ... also played basketball and ran track (sprints and jumps) at NDA ... nephew of Seahawks general manager John Schneider ... played for coach John Nowak.

71

MATT JAMES
OL • JUNIOR
COEUR D'ALENE, IDAHO
(COEUR D'ALENE)



2016: Saw action in each of the Huskies' first three games this season, as well as in the wins over Oregon, Oregon State, Cal and Arizona State.

2015: Earned honorable mention Academic All-Pac-12 ... started at right tackle in the first two games of the season ... saw action in all of the Huskies' games, other than at Arizona State, vs. WSU and vs. Southern Miss.

2014: Redshirted his true freshman season in 2014 ... won the Huskies' "Ultimate Greenhorn" Award for his work in the weight room.

HIGH SCHOOL: Played on the offensive and defensive lines at Coeur d'Alene, starting four years on the offensive line and three on defense ... named to the All-Idaho team as a senior, on both sides of the ball ... also named all-state at offensive line by USA Today ... 5A Inland Empire League Player of the Year in 2013 ... helped lead Vikings to a 9-3 record and the 5A (highest level) state championship as a senior in 2013 ... played vs. Bothell in a game at Husky Stadium in 2013 earned first-team all-league on the defensive line as a junior ... team went 9-3 and lost in the 5A state championship game in 2012 ... as a sophomore in 2011, Vikings went 12-0 and won the 5A title ... played on a 5A state championship team as a freshman, meaning he was on three state championship teams and a runner-up in four seasons ... ranked the No. 3 player in Idaho and the No. 47 offensive tackle in the country by ESPN ... No. 5 prospect in the "Big Sky" region and the No. 84 offensive tackle recruit in the nation, according to scout.com ... also an outstanding wrestler, finishing third in the state as a junior and fifth as a sophomore ... father and brother played football at NAIA power Carroll College in Montana ... an outstanding student with a GPA over 4.0 ... also a volunteer firefighter in the summer time ... played football for coach Shawn Amos.

92

JAYLEN JOHNSON
DL • JUNIOR
CORONA, CALIF.
(CENTENNIAL)



2016: Missed the early portion of the season due to an injury, but played in the final 11 games ... saw his first action of the season in the win at Arizona ... also played in the win over No. 7 Stanford ... made three tackles in the Huskies' 70-21 win at Oregon ... made two tackles in the Huskies' win over Oregon State ... had a tackle in the win at No. 17 Utah ... three tackles, including a nine-yard sack, in the UW win at California ... one tackle in the UW's Pac-12 Championship Game win over Colorado ... started against Alabama in the Chick-fil-A Peach Bowl, finishing the game with three tackles, including one and a half for a loss.

2015: Played in every game in 2015 ... made college debut in the UW opener at Boise State ... also played vs. Sacramento State ... one tackle (half a tackle for loss) in the win over Utah State ... three tackles, including a nine-yard solo sack, vs. California ... earned first college start vs. Oregon ... two tackles at Stanford ... one stop at Arizona State ... two tackles, including half of a tackle for loss, at Oregon State ... recovered a fumble in the Apple Cup win over Washington State.

2014: Redshirted his true freshman season.

HIGH SCHOOL: Named the CIF Southern Section Inland Division Defensive Player of the Year and the Defensive MVP of the Big VIII League as a senior in 2013 ... earned first-team Division I all-state honors from maxpreps.com, as well as Riverside Press-Enterprise all-county ... earned third-team all-state (all division) from CalHiSports.com ... helped lead Centennial to a 12-3 record, the Inland Division championship and a berth in the Open Division state championship game in 2013 ... credited with 63 tackles and six sacks as a senior ... earned first-team All-CIF-SS Inland Division as a junior in 2012 ... notched 113 tackles as

a junior, when the Huskies won the Inland Division playoffs and also made it to the state Open Division championship game ... played on the varsity as a freshman and sophomore, helping the team to a 12-2 mark and a spot in the Inland Division championship game as a sophomore in 2011 and a 14-1 mark, an Inland Division championship and the state championship game as a freshman in 2010 ... ranked the No. 43 recruit in California and the No. 36 defensive end in the nation by ESPN ... also ranked the country's No. 43 defensive end and the state's No. 59 prospect by scout.com ... played football for coach Matt Logan.


JOHNSON'S CAREER STATISTICS

TACKLES	G	UA	A	TOTAL	TFL	PD	FF	FR	BLK
2015	13	3	6	9	2.0-12	0	0	1	0
2016	11	7	5	12	2.5-12	0	0	0	0
TOTAL	24	10	11	21	4.5-24	0	0	1	0

SACKS	G	UA	A	TOTAL	YARDS
2015	13	1	0	1.0	9
2016	11	1	0	1.0	9
TOTAL	24	2	0	2.0	18

20

TY JONES
WR • FRESHMAN
PROVO, UTAH (PROVO)



2017: Joined the Huskies for the start of spring football in March.

HIGH SCHOOL: U.S. Army All-American ... earned first-team All-Utah from USA Today ... All-Valley 4A Co-Offensive Player of the Year, Region 7 Offensive MVP, 4A all-state (coaches), Deseret News 4A all-state and Salt Lake Tribune all-state (all levels) ... caught 63 passes for 1,523 yards (a 24.2-yard average) and 20 touchdowns as a senior, when the Bulldogs finished 7-5 and earned a berth in the first round of the class 4A state playoffs ... in 2015, team went 8-3 and played in the 4A playoffs ... had 53 receptions for 589 yards and 14 scores as a junior, earning first-team All-Region 7, All-Valley and Salt Lake Tribune All-Tribune and Deseret News 4A all-state ... in 2014, his sophomore year, caught 18 passes for 248 yards and four TDs to earn honorable mention All-Valley ... named to the Tacoma News-Tribune's Western 100 ... ranked the No. 29 wide receiver prospect and No. 205 overall prospect in the nation by scout.com ... participated in track & field sprints, hurdles, long jump, high jump and shotput ... played for coach Tony McGeary.

4

AUSTIN JOYNER
DB • SOPHOMORE
MARYSVILLE, WASH.
(MARYSVILLE-PILCHUCK)



2016: Played in 12 of 14 games in 2016 ... saw action at defensive back and as a kick returner in the win over Rutgers ... had one tackle and one kick return vs. the Scarlet Knights ... played in the Huskies' win at Arizona, returning two kickoffs ... made a pair of tackles in the victory over No. 7 Stanford ... made one tackle in the Huskies' 70-21 win at Oregon ... had a tackle and his first career interception in the Huskies' win over Oregon State, earning the UW's special teams player of the

week award from the coaches ... had a tackle in the win at No. 17 Utah and in the victory at Cal ... one stop in the USC game ... two stops in the Huskies' Pac-12 Championship Game win over Colorado.

2015: Saw action in the Huskies' season opener at Boise State, primarily on special teams ... also saw playing time in the Sacramento State win ... missed the rest of the season due to an injury suffered vs. Sacramento State.

HIGH SCHOOL: Named the Washington state player of the year by USA Today, as well as the Gatorade state player of the year ... made MaxPreps' Medium-Sized Schools All-

2017 PLAYER BIOS

America first team as a defensive back ... Seattle Times Defensive Player of the Year for the state ... named the area Offensive Player of the Year by the Everett Herald ... PrepStar All-America ... three-time, first-team 3A all-state from the Associated Press ... also made the Herald's all-area first team on offense, defense and as a returner in 2014 ... first-team All-WesCo 3A North at both running back and cornerback ... rushed for 1,768 yards and 32 touchdowns on just 133 carries as a senior in 2014 ... averaged 13.4 yard per carry and scored every 4.2 touches ... also had three punt returns for touchdowns and threw a 46-yard TD pass ... set M-P school records with 5,593 career rushing yards and 538 points scored ... helped Tomahawks to an 11-2 record, the WesCo 3A North title and a berth in the state 3A semifinals in 2014 ... played in the Semper Fidelis All-America game following senior season ... as a junior, made the Seattle Times all-area team, first-team AP all-state, first-team All-WesCo 3A North and was named the Everett Herald Offensive Player of the Year after rushing for 1,521 yards on only 100 carries (15.1 yards per carry) ... helped team to a 10-1 record, the WesCo North crown and the second round of the state 3A tournament as a junior ... rushed for 2,038 yards and 22 touchdowns on 147 carries as a sophomore, earning first-team AP all-state, Everett Herald first-team all-area and first-team All-WesCo 3A North as a running back and second-team as a defensive back ... also caught 14 passes for 198 yards and two TDs in 2012 ... one of just three players from the state named a "blue-chip prospect" by the Seattle Times ... one of nine players from the region named a "Northwest Nugget" by the Tacoma News-Tribune ... ranked the No. 1 recruit in Washington, the No. 233 player in the nation and the No. 19 running back in the nation by ESPN ... listed as the No. 4 prospect in Washington, the No. 255 overall recruit in the country and the No. 29 cornerback in the nation by scout.com ... a member of the Tacoma News-Tribune's Western 100 ... the No. 3 recruit in Washington and No. 9 "athlete" in the nation from rivals.com ... a top-level member of the track team, with a personal best of 10.65 in the 100 meters ... won the 2014 state 3A long jump championship with a leap of 23 feet, 5 1/2 inches ... qualified for the state meet in one event or another freshman through junior year ... played for coach Brandon Carson.


JOYNER'S CAREER STATISTICS

INTERCEPTIONS	G	NO.	YARDS	TD	LONG	AVG/R	AVG/G
2015	2	0	0	0	0	0.0	0.0
2016	12	1	0	0	0	0.0	0.0
TOTAL	14	1	0	0	0	0.0	0.0

TACKLES	G	UA	A	TOTAL	TFL	PD	FF	FR	BLK
2015	2	0	0	0	0.0-0	0	0	0	0
2016	12	7	3	10	0.0-0	1	0	0	0
TOTAL	14	7	3	10	0.0-0	1	0	0	0

KICK RETURNS	G	NO.	YARDS	TD	LONG	AVG/R	AVG/G
2015	2	0	0	0	0	0.0	0.0
2016	12	8	98	0	24	12.2	8.2
TOTAL	14	8	98	0	24	12.2	7.0

40



RALPH KINNE

TB • SENIOR
SHELTON, WASH.
(SHELTON)

2016: Played in two games in 2016 ... saw action in the Idaho game ... had three carries in the Huskies' win over Oregon State ... earned the Brian Stapp Special Teams Scout MVP at the team's postseason banquet.

2015: Played in a total of five games ... saw his first game action in a Husky uniform in week two vs. Sacramento State ... also played in the win over Arizona and against Utah ... saw his most significant action to

date, with seven carries for 18 yards, including a 10-yard, pile-moving run, at Oregon State ... saw action in the Heart of Dallas Bowl win over Southern Miss ... won the Bob Jarvis Offensive Scout Team MVP at the UW's postseason awards ceremony.

2014: Frequently made the travel squad, but did not see any game action during the 2014 season.

2013: Did not see any game action as a true freshman, preserving a year of eligibility ... joined the Husky team as an invited walk-on prior to the start of the 2013 season.

HIGH SCHOOL: Named first-team 3A all-state at running back by both the Seattle Times and the Associated Press following senior season at Shelton, where he teamed with fellow Husky freshman David Ajamu ... MVP of the 3A Narrows League ... rushed for 2,389 yards and scored 29 touchdowns as a senior in 2012 ... broke the school's single-season rushing record by more than 700 yards... helped lead the High Climbers to a 7-3 record in 2012, reaching the district playoffs ... opened his senior season by rushing for 329 yards and three scores on 31 carries in a win over Tumwater ... ran for 212 the next week and then burst out for 359 and two TDs on 41 carries vs. Wilson ... also surpassed 200 yards vs. Yelm (280), Foss (270), Lincoln (245) and Mt. Tahoma (218) ... scored a season-high five TDs vs. Mt Tahoma and had four in two other games ... also had five scores vs. Yelm, with four on the ground and a fifth on a 95-yard kickoff return ... as a junior totaled over 1,400 all-purpose yards and scored 18 TDs ... named second-team All-Narrows League as a junior ... also played basketball and ran track (sprints, shot put and long jump) while participating in competitive powerlifting ... played for coach Matt Hinkle.

KINNE'S CAREER STATISTICS

RUSHING	G	ATT	YARDS	TD	LONG	AVG/C	AVG/G
2014	1	0	0	0	0	0.0	0.0
2015	5	7	18	0	10	2.6	3.6
2016	2	3	5	0	5	1.7	2.5
TOTAL	8	10	23	0	10	2.3	2.9

73 ANDREW KIRKLAND

OL • SENIOR
PORTLAND, ORE.
(JESUIT)



2016: Played in all 14 games in 2016, starting five games at right guard ... started at right guard in the UW victories over Oregon, Oregon State, Utah, Arizona State and Washington State.

2015: Played in 12 of 13 games, starting seven ... saw his first game action of the year vs. Sacramento State ... also played against Utah State and California ... earned

first career start, as the right tackle, in Washington's win at USC ... also started at right tackle vs. Oregon, at Stanford and in the win over Arizona ... played vs. Utah and at ASU ... returned to a starting role at right tackle at Oregon State ... started at left tackle in the Heart of Dallas Bowl win over Southern Miss. in the Apple Cup win over Washington State and

2014: in the Apple Cup victory at Washington StateSaw his first game action as a Husky during the win over Oregon State ... also played .

2013: won the "construction crew" Weight Lifting Award at the team's postseason banquet ... did not see any game action as a true freshman, preserving a year of eligibility ...

HIGH SCHOOL: Named to the 6A all-state first team as a senior offensive lineman ... also a first-team All-Metro League selection ... helped lead Crusaders to a 12-3 overall record and the semifinals of the 6A state playoffs as senior in 2012 ... as a junior, led Jesuit to a 9-4 overall record and the Class 6A Metro League title ... the Crusaders reached the semifinals of the 6A state playoffs in 2011 ... in 2010, Jesuit went 11-2 and advanced to the 6A state semifinals ... ranked the No. 38 offensive guard prospect in the nation by scout.com ... ranked as Oregon's No. 7 overall prospect by rivals.com ... also threw discus in high school ... played football for coach Ken Potter.

65 JAXSON KIRKLAND

**OL • FRESHMAN
PORTLAND, ORE.
(JESUIT)**



HIGH SCHOOL: Class 6A first-team all-state and USA Today All-Oregon first team as a senior ... also first-team All-Metro League ... led the Crusaders to a 12-1 record and the quarterfinals of the state's 6A playoffs ... a part of a 14-0 class 6A state championship Jesuit team in 2015 ... named first-team 6A all-state and first-team All-Metro League as a junior ... helped Jesuit to a 9-3 overall record and the 6A state quarterfinals as a sophomore in 2014 ... PrepStar All-West Region ...

named to the Tacoma News-Tribune's Western 100 ... ranked the No. 53 offensive tackle in the nation by scout.com ... the No. 5 overall prospect in the state of Oregon and No. 60 tackle in the country, according to 247sports.com ... rated the No. 59 tackle in the country by rivals.com ... ESPN.com's No. 48-ranked tackle and No. 5 player in Oregon ... also threw the shotput in high school ... son of Dean Kirkland, a three-year letterman (1988-90) offensive lineman at Washington ... Dean was a three-year starter, an All-Pac-10 first-team selection and a captain on the 1990 team ... played for coach Ken Potter at Jesuit.

86 JACOB KIZER

**TE • FRESHMAN
SALEM, ORE.
(WEST SALEM)**



2017: Enrolled in January, 2017, for the start of the winter academic quarter ... originally signed in Feb., 2016, but delayed enrollment until Jan., 2017.

HIGH SCHOOL: Played tight end and defensive end for the Titans ... sat out nearly all of his senior season due to an injury ... in 2015, West Salem went 7-4 and made it to the second round of the 6A state playoffs ... as a junior, team went 10-3 and won three playoff games to

make it to the 6A state final four ... earned first-team all-state as a defensive lineman in 2014 ... as a sophomore in 2013, Titans went 8-2 and made the 6A state playoffs ... played on the varsity as a freshman in 2012, when West Salem was 10-2 and lost in the state quarterfinals ... named to the PrepStar All-West Region team ... named to the Tacoma News Tribune "Western 100" ... ranked the No. 5 prospect in his state and the No. 27 tight end in America by rivals.com ... rated the No. 31 tight end in the country and the No. 8 overall recruit in Oregon by ESPN ... scout.com's No. 43 tight end in the nation ... listed the No. 9 recruit in his state and No. 45 tight end by 247sports.com ... also a member of the basketball team and a standout on the track and field team at West Salem ... competed in 100 meters, shot put, javelin and high jump ... qualified for the state finals in the javelin in 2015, taking eighth place at the 6A meet ... played football for coach Shawn Stanley.

64 A.J. KNEIP

**OL • FRESHMAN
BELLEVUE, WASH.
(BELLEVUE)**



2016: Joined the Husky team at the start of the 2016 season ... did not see any action, thus redshirting the season ... younger brother of former UW offensive lineman Michael Kneip.

HIGH SCHOOL: Played offensive and defensive line at Bellevue ... helped Wolverines to an 11-2 record and a berth in the 3A state championship game as a senior in 2015 ... in 2014, Bellevue went 13-1, its lone loss com-

ing in the state title game ... as a sophomore, played on a 14-0 Bellevue team that won its sixth consecutive 3A state championship and finished No. 8 in the USA Today top 25 ... also threw shot and discus at Bellevue ... played football for coach Butch Goncharoff.

78 LUKE LANE

**LS • FRESHMAN
BELLEVUE, WASH.
(BELLEVUE)**



2016: Joined the Husky team at the start of the 2016 season ... redshirted.

HIGH SCHOOL: Played linebacker, tight end and long snapper at Bellevue ... helped Wolverines to an 11-2 record and a berth in the 3A state championship game as a senior in 2015 ... earned first-team All-KingCo 3A as a senior, at linebacker ... in 2014, Bellevue went 13-1, its lone loss coming in the state title game ... as a sophomore, played on a 14-0 Bellevue team that won its sixth consecutive 3A state championship and finished No. 8 in the USA Today top 25 ... played for coach Butch Goncharoff.

81 BRAYDEN LENIUS

**WR • JUNIOR
NORTH VANCOUVER,
B.C. (CHAMINADE PREP)**



2016: Did not see any game action in 2016, utilizing his redshirt season.

2015: Played in all 13 games, starting six ... set new career highs with three receptions for 37 yards in the opener at Boise State ... had a 16-yard catch vs. Sacramento State ... four catches for 54 yards in a start vs. Utah State ... started against California and USC ... made a circus catch vs. the Trojans that made the

SportsCenter Top 10 plays that night ... two catches for 29 yards at USC ... two catches for 27 yards vs. Oregon ... started at Stanford, catching one pass for five yards ... scored first career TD in the win over Arizona, a five-yard reception from Jake Browning ... three receptions for 36 in the Utah game ... career-high six receptions for 59 yards at Arizona State ... scored a pair of TDs in the victory at Oregon State, catching three passes for 29 yards.

2014: Played in all 14 games during his true freshman year, seeing action both on offense and special teams ... made first reception, a seven-yarder, vs. Georgia State ... started in Washington's win at Cal ... two receptions for nine yards at Oregon ... had a 28-yard reception vs. UCLA ... four-yard catch in the win over Oregon State ... two receptions for eight yards in the Apple Cup victory at WSU ... started vs. Oklahoma State in the Cactus Bowl.

HIGH SCHOOL: Named first-team All-CIF Southern Section Western Division as a senior, his lone season of football in the U.S. ... caught 26 passes for 615 yards and six touchdowns as a senior, despite missing the first five games of the season due to transfer rules ... also named to Los Angeles Daily News all-area team honorable mention list ... in 2013, helped Chaminade (West Hills, Calif.) to a tremendous season, going 14-2, winning the CIF-SS Western Division playoffs before moving on to win the four-team CIF Division II state championship ... caught a touchdown pass in the state title game ... also a standout on the basketball team ... moved to California from Vancouver prior to senior year ... played youth football in British Columbia for the Carson Graham Secondary School and also for Team BC at the U19 level ... also played for a Canadian youth (U15) all-star team that took on a team of American players in the Eastbay Youth All-American Bowl, earning MVP honors in that game ... played on a BC team that beat a USA squad in the 2013 FBU All-American Bowl ... also played on a BC all-star basketball team ... ranked the No. 24 TE recruit in the nation and the No. 84 overall prospect in California by scout.com ... grandson of Eldridge Dickey, the first African-American quarterback ever selected in the first round of an AFL or NFL Draft (Dickey was the Raiders' first-round pick in 1968 and spent four seasons in Oakland) ... father, Troy Dickey, played wide receiver at Arizona and in the CFL ... played football at Chaminade for coach Ed Croson.

LENIUS' CAREER STATISTICS

RECEIVING	G	REC	YARDS	TD	LONG	REC/G	AVG/C	AVG/G
2014	14	7	56	0	28	0.5	8.0	4.0
2015	13	26	307	3	30	2.0	11.8	23.6
TOTAL	27	33	363	3	30	1.2	11.0	13.4

12

KENTRELL LOVE

**DB • FRESHMAN
CORONA, CALIF.
(CENTENNIAL)**



2016: Did not see any game action in 2016, utilizing his redshirt year.

HIGH SCHOOL: Totaled 51 tackles and four interceptions as a senior in 2015, when the Huskies went 14-1, won the CIF Southern Section Pac 5 Division championship and lost only to De La Salle in the Open Division state championship game ... team finished ranked No.

7 in the USA Today final poll following the 2015 season ... named first-team All-Big VIII League in 2015 ... as a junior in 2014, helped lead Centennial to a 13-3 overall record, the Pac 5 Division championship and a spot in the Open Division state championship game ... team was ranked in USA Today final top 25 ... as a sophomore in 2013, helped the Huskies to a 12-3 overall record, the CIF Southern Section Inland Division championship and the semifinals of the Open Division state championships ... named PrepStar All-West Region ... named to the Tacoma News Tribune "Western 100" ... rivals.com's No. 24 cornerback in the country and No. 53 recruit in California ...made scout.com's top 300 (at No. 254), as well as the No. 21 corner ... according to ESPN, the No. 28 cornerback in the nation and the No. 54 overall prospect in California ... 247sports.com's No. 39 cornerback in the country and No. 51 recruit in California ... played for coach Matt Logan.

30

KYLER MANU

**LB • SOPHOMORE
POCATELLO, IDAHO
(HIGHLAND)**



2016: Saw his first UW action in the Rutgers win, finishing with a tackle ... played in each of the first three games of the season.

2015: Enrolled at the UW for the start of the spring academic quarter (March 30, 2015) and was able to participate in spring football ... redshirted true freshman season at the UW.

HIGH SCHOOL: Named the USA Today Idaho state defensive player of the year ... earned All-Idaho first team from the Idaho Statesman as both a junior and senior ... an Idaho State Journal all-area first-team selection ... also the 5A District 5-6 Co-Defensive Player of the Year ... a PrepStar All-Region selection ... in 2014, notched 79 tackles in leading Highland to a 12-0 record, the 5A High Country Conference title and the 5A state title ... as a junior, posted 92 tackles and three interceptions for the state runners-up Rams, who finished the year 11-1, the only loss coming in the 5A state title game ... earned first-team all-area as a junior and was the only junior on the All-Idaho first-team defense ... won the 5A 5-6 District Defensive Player of the Year as a junior ... named to Tacoma News-Tribune's Western 100 ... listed by ESPN as the No. 2 prospect in the state of Idaho and the No. 59 OLB in the country ... rated as the No. 4 recruit in Idaho and the No. 86 outside linebacker in the nation by scout.com ... also a starter on the basketball team ... played football for coach Gino Mariani.

MANU'S CAREER STATISTICS

TACKLES	G	UA	A	TOTAL	TFL	PD	FF	FR	BLK
2016	3	0	1	1	0.0-0	0	0	0	0

6

CHICO McCLATCHER

**WR • JUNIOR
FEDERAL WAY, WASH.
(FEDERAL WAY)**



2016: Played in 13 of 14 games in 2016, starting three times ... scored on a 43-yard TD pass from Jake Browning on the UW's third offensive play in the Rutgers game ... finished the Rutgers game with three catches for 52 yards, as well as a 13-yard carry ... in the win over Idaho, caught three passes for 76 yards and a touchdown and also had a nine-yard carry ... two more touchdowns in the win over Portland State, on pass receptions of 43 and 13 yards ... team-high four catches for 69 yards, plus three carries for 37 yards, vs. the Vikings ... named the team's offensive player of the week after the PSU victory ... had two receptions for 72 yards (35 and 37 yards) in the win at Arizona ... four catches for 44 yards in the win over No. 7 Stanford ... missed the Oregon game due to injury ... returned to action against Oregon State ... made a 26-yard reception and had one carry in the win at No. 17 Utah ... rushed for 31 yards on four carries and also caught a 17-yard pass in the win at California ... two catches for 45 yards against USC ... scored on a 75-yard reception in the Husky victory over Arizona State, the game's first TD ... had two catches for 88 yards vs. the Sun Devils ... career-high six catches for 80 yards in the Apple Cup win over Washington State ... rushed for an eight-yard touchdown and also caught an 11-yard pass in the UW's Pac-12 Championship Game win over Colorado ... had a 16-yard carry, as well as two receptions, against Alabama in the Chick-fil-A Peach Bowl ... won the team's Earle T. Glant Tough Husky Award at the postseason banquet.


2015: Played in every game of his true freshman season ... made UW debut in the season opener at Boise State ... had two carries and three receptions vs. the Broncos ... scored on a 49-yard pass from Jake Browning in the Sacramento State win ... also had two carries for 32 yards vs. the Hornets ... one carry for nine yards in the win over Utah State ... had a 38-yard kick return and scored at touchdown on a two-yard rush vs. California ... made a special teams tackle and had three kick returns for 55 yards in Washington's win at USC ... one carry and one pass reception vs. Oregon, when he also returned four kickoffs for 101 yards ... had four kickoff returns (including a 43-yarder) and made a special teams tackle at Stanford ... three carries for 32 yards, plus a 12-yard reception, in the Husky win over Arizona ... had a reception and a special-teams tackle vs. Utah ... had a two-yard run for a touchdown, a 56-yard kickoff return and a 38-yard punt return at Oregon State ... three carries for 40 yards, including a 26-yard touchdown, in the Apple Cup win over Washington State ... four carries for 26 yards, plus one pass reception, two kickoff returns and two punt returns (including a 31-yarder) in the Heart of Dallas Bowl win over Southern Miss.

HIGH SCHOOL: Tacoma News-Tribune All-Area Player of the Year as a senior in 2014 ... also made the News-Tribune's all-state team as an all-purpose player ... three-team Seattle Times "Star Times" (all-area) honoree ... South Puget Sound League Northeast Offensive Player of the Year, as well as first-team All-SPSL 4A at running back and defensive back, as a senior ... scored four touchdowns on punt or kick returns in 2014 ... rushed for 2,283 yards and 31 touchdowns as a senior ... accounted for more than 8,000 all-purpose yards and scored 91 total TDs during four-year career ... as a senior, helped lead Eagles to a 9-3 record and the quarterfinals of the state's 4A playoffs ... during a win over rival Decatur in 2014, rushed for a league-record 397 yards and five touchdowns ... named Associated Press first-team 4A all-state as both a running back and all-purpose player as a junior in 2013 ... as a junior, helped lead Federal Way to a 10-3 mark and the semifinals of the state 4A playoffs ... rushed for 1,622 yards and had 700 receiving yards in 2013 ... scored 33 total TDs as a junior, earning a Seattle Times all-area selection as a returner ... first-team AP all-state as an all-purpose player as a sophomore in 2012 ... named Seattle Times all-area as a sophomore, when he scored four return touchdowns, plus six receiving and six rushing TDs ... earned first-team All-SPSL 4A South Division as a sophomore, the only 10th-grader to make the team ... in 2012, the team went 11-1, with its only loss coming in the quarterfinals of the state playoffs ... played on the varsity as a freshman, helping Eagles to a 10-1 mark and the first round of the 4A playoffs ... rushed for 350 yards and three TDs as a ninth-grade running back ... one of nine players from the region named a "Northwest Nugget" by the Tacoma News-Tribune ... also a member of the News-Tribune's Western 100 ... rated the No. 3 player in Washington and the No. 33 running back in the country by ESPN ... ranked the No. 6 prospect in the state and No. 45 running back in the nation by scout.com ... helped lead Federal Way to a state championship in track & field as a junior, competing in the long jump and the 4x100 relay ... as a senior, finished second in the state in the long jump ... won the long jump and finished second at the SPSL meet ... mother, Kam Warner, ran track at the UW and still has top-10 Husky marks in the long jump and the 60-meter hurdles ... played football for coach John Meagher.

58

KALEB MCGARY

**OL • JUNIOR
FIFE, WASH. (FIFE)**



2016: Started every game of the 2016 season at right tackle ... named the team's lineman of the game after the win over Arizona.

2015: Played in 12 games, starting six ... made Husky debut in the Boise State game, seeing a good deal of action at right tackle ... also saw extensive time in the victory over Sacramento State ... earned first start, at right tackle, in the win over Utah State ... also started at right tackle vs. Cal, when he recorded a tackle (after

a turnover) ... returned to a starting role as the right tackle vs. Utah ... also started there at Arizona State ... started the Apple Cup and the Heart of Dallas Bowl at right tackle.

2014: Redshirted his true freshman season at the UW.

HIGH SCHOOL: As a senior at Fife, was named the South Puget Sound League's 2A Defensive Lineman of the Year ... also first-team All-SPSL at tight end and defensive line ... named to Tacoma News-Tribune all-area team as tight end in 2013 ... credited with 76 tackles during senior season ... recorded 51 tackles as a junior, earning first-team All-SPSL at both tight end and defensive line ... moved to Fife prior to junior season, having played football and basketball at Battle Ground (Wash.) High as a sophomore, when he was already listed at 6-foot-8 ... one of just five prospects named a "Northwest Nugget" by the Tacoma News-Tribune ... also named to the News-Tribune's "Western 100" ... listed as a "red chip" recruit by the Seattle Times ... listed by both rivals.com and scout.com as the state's No. 2 recruit ... rated the No. 27 offensive tackle in the country by scout and the No. 29 OT by rivals ... also a standout basketball player for the Trojans ... played football for coach Kent Nevin.

MCCLATCHER'S CAREER STATISTICS

RUSHING								
G	ATT	YARDS	TD	LONG	AVG/C	AVG/G		
2015	13	19	153	3	28	8.1	11.8	
2016	13	18	131	1	24	7.3	10.1	
TOTAL	26	37	284	4	28	7.7	10.9	

RECEIVING								
G	REC	YARDS	TD	LONG	REC/G	AVG/C	AVG/G	
2015	13	8	78	1	49	0.6	9.8	
2016	13	31	574	5	75	2.4	18.5	
TOTAL	26	39	652	6	75	1.5	16.7	

PUNT RETURNS							
G	NO.	YARDS	TD	LONG	AVG/R	AVG/G	
2015	13	6	72	0	38	12.0	5.5
2016	13	0	0	0	0	0.0	0.0
TOTAL	26	6	72	0	38	12.0	2.8

KICK RETURNS							
G	NO.	YARDS	TD	LONG	AVG/R	AVG/G	
2015	13	25	582	0	56	23.3	44.8
2016	13	0	0	0	0	0.0	0.0
TOTAL	26	25	582	0	56	23.3	22.4

TACKLES									
G	UA	A	TOTAL	TFL	PD	FF	FR	BLK	
2015	13	3	1	4	0.0-0	0	0	0	0
2016	13	2	0	2	0.0-0	0	0	0	0
TOTAL	26	5	1	6	0.0-0	0	0	0	0

91

RICKY MCGOY

**DL • SOPHOMORE
FRESNO, CALIF.
(ROOSEVELT)**



2016: Played in two games in 2016 ... saw his first action as a Husky in the win over Rutgers, when he recorded one tackle ... also had a tackle in the win over Idaho.

2015: Redshirted true freshman season at the UW.

HIGH SCHOOL: Played tight end and defensive end at Roosevelt ... a PrepStar All-Region selection ... named

to the preseason All-CIF Central Section as a tight end in 2014 ... as a senior, helped the Rough Riders reach the second round of the CIF Central Section Division IV playoffs ... played in the Offense-Defense All-American Bowl in Orlando, Fla., following 2014 season ... earned All-North Yosemite League honors as a junior, despite missing a portion of the season due to transfer rules (he began his high school career at Bullard High) ... listed as the No. 68 defensive tackle prospect in the nation by scout.com ... rated by rivals.com as the No. 30 tight end in the nation and No. 96 recruit in California ... ESPN ranked him the No. 20 tight end in the contry ... also a standout on the basketball team ... played football for coach Derrick Chachere.

MCCOY'S CAREER STATISTICS

TACKLES									
G	UA	A	TOTAL	TFL	PD	FF	FR	BLK	
2016	2	0	2	2	0.0-0	0	0	0	0

25

SEAN MCGREW

**TB • FRESHMAN
TORRANCE, CALIF.
(ST. JOHN BOSCO)**



2016: Did not see any game action in 2016, utilizing his redshirt year.

HIGH SCHOOL: Named the Gatorade Player of the Year for the state of California following the 2015 season ... during his four-year career, rushed for 5,762 yards on 630 carries (a 9.1-yard average), with 76 career rushing TDs, as well as nine career receiving touchdowns ... never lost a Trinity League game during his career

... in 2015, named to the MaxPreps.com All-America second team (all levels) as a running back ... CalHiSports.com's first-team all-state ... also earned Long Beach Press-Telegram Player of the Year, Los Angeles Times all-area first team and first-team CIF Southern Section All-Pac 5 Division ... one of just five running backs nationwide named honorable mention Parade All-America ... as a senior, rushed for 1,852 yards and 27 touchdowns on 200 carries, while also catching 17 passes for 264 yards and three scores ... the 2015 Bosco squad spent much of the year ranked No. 1 in the nation and finished 13-1, falling only to Centennial in the CIF Southern Section Pac 5 Division championship game ... ranked No. 11 in the final USA Today poll in 2015 ... McGrew rushed for 184 yards and three TDs in that title game ... named to the All-CIF Southern Section Pac-5 Division first team, Long Beach Press-Telegram Dream Team and the Trinity League Offensive MVP as a junior ... first-team junior all-state from CalHiSports.com ... as a junior, had 224 carries for 1,814 yards and 28 scores, along with 19 catches for 312 yards and four more TDs ... Braves went 12-2 and made it to the Pac 5 title game that season (2014) ... as a sophomore in 2013, rushed for 2,076 yards and 21 touchdowns on 203 carries (averaging over 10 yards per carry), with 10 catches for 169 yards and two TDs, earning a spot on the All-CIF Southern Section Pac-5 first team, the only sophomore so honored that year ... CalHiSports.com's Sophomore of the Year ... the 2013 Braves went 16-0, won the Pac 5 Division championship and then beat Centennial in the semifinal and De La Salle in the championship game of the Open Division state championship ... ranked No. 3 in the final USA Today top 25 ... in the sophomore-year, semifinal win over Centennial, rushed for 367 yards and seven touchdowns on just 17 carries in a 70-49 win ... also saw limited action on the varsity as a freshman in 2012, when the

2017 PLAYER BIOS

Braves went 8-5 and advanced to the Pac 5 semifinals ... named a PrepStar All-American ... named to the Tacoma News Tribune "Western 100" ... scout.com's No. 132 recruit and No. 8 running back in the nation ... listed as the No. 4 all-purpose back in the nation, as well as the No. 31 recruit in California and No. 149 prospect in the country by rivals.com ... named the No. 229 overall prospect and No. 5 all-purpose back in the country, as well as the No. 32 player in California by 247sports.com ... ranked the No. 46 prospect in California and the No. 28 running back in the country by ESPN ... also a sprinter on the track team ... set the school record in the 100 meters with a top time of 10.56 seconds, which earned him a second-place finish at the 2015 California state championship meet ... also part of a third-place 4x100 relay team in the state meet ... also made the state finals of the 100 meters as a sophomore ... played football for coach Jason Negro.

14

JOJO MCINTOSH

DB • JUNIOR

CANYON COUNTRY, CALIF.
(CHAMINADE PREP)



2016 Honorable Mention Academic All-Pac-12

2016: Played in, and started, 13 of 14 games at safety ... missed the Arizona State game due to injury ... tied for third on the team with 67 tackles ... started against Rutgers, making four tackles (all solo) and one pass break-up ... had four tackles and also forced a fumble at the Husky goal line in the win over Idaho ... three

tackles, all solo, in the win over Portland State ... three stops in the victory at Arizona ... two tackles in the win over No. 7 Stanford ... won the team's defensive player of the week after the 70-21 win at Oregon, when he recorded eight tackles (all of them solo) and forced a crucial, early fumble ... had five tackles in Washington's win over Oregon State, earning the coaches' defensive player of the game award ... six tackles and a pass break-up in the win at No. 17 Utah ... notched seven tackles in the win at California ... six tackles, half of a tackle for loss, against USC ... had six tackles in the Apple Cup win over Washington State ... five tackles in the UW's Pac-12 Championship Game win over Colorado ... had eight tackles, including two for loss, against Alabama in the Chick-fil-A Peach Bowl.

2015: Played in all 13 games ... earned honorable mention Academic All-Pac-12 ... saw first college action in the opener at Boise State, recording three tackles vs. the Broncos ... shared the team lead in tackles with six vs. Sacramento State ... four stops in the win over Utah State ... one tackle in the Huskies' victory at USC ... seven tackles and a pass break-up in the Stanford game ... had seven tackle and an interception in the Huskies' victory over Arizona ... six tackles in the Utah game ... two tackles at Oregon State ... one tackle in the Apple Cup ... had a tackle and a pass break-up in the Heart of Dallas Bowl win over Southern Miss.

2014: Redshirted true freshman season at the UW.

HIGH SCHOOL: Earned first-team All-CIF Southern Section Western Division, Mission League all-defensive team and L.A. Daily News All-Area honors as a senior ... earned third-team all-state (all division) from CalHiSports.com ... in 2013, helped Chaminade to a tremendous season, going 14-2, winning the CIF Southern Section Western Division playoffs before moving on to win the four-team CIF Division II state championship ... picked off three passes and scored once as a junior ... ranked the No. 44 safety prospect in the nation and the No. 77 recruit in California by scout.com ... also runs 100m and 200m in track and field ... interested in studying marine biology/oceanography... played for coach Ed Crosron.

MCINTOSH'S CAREER STATISTICS

INTERCEPTIONS	G	NO.	YARDS	TD	LONG	AVG/R	AVG/G
2015	13	1	8	0	8	8.0	0.6
2016	13	0	0	0	0	0.0	0.0
TOTAL	26	1	8	0	8	8.0	0.3

TACKLES	G	UA	A	TOTAL	TFL	PD	FF	FR	BLK
2015	13	20	18	38	0.0-0	4	0	0	0
2016	13	40	27	67	2.5-7	2	2	0	0
TOTAL	26	60	45	105	2.5-7	6	2	0	0

11 BRANDON MCKINNEY

DB • FRESHMAN

ORANGE, CALIF.

(ORANGE LUTHERAN)



HIGH SCHOOL: First-team All-Orange County from the Orange County Register as well as first-team All-Trinity League as a senior ... credited with 71 tackles and three interceptions as a senior, when the team earned a berth in the CIF Southern Section Division I playoffs ... also caught 29 passes for 299 yards as a senior ... deflected a two-point conversion pass attempt to seal a win over JSerra and also had two interception returns for a touchdown in a win over Servite in 2016 ... as a junior in 2015, made 114 total tackles and also 464 yards on 50 carries (9.3-yard average) with 25 receptions for 388 yards ... earned All-Orange County and first-team All-Trinity League as a junior Lancers made the quarterfinal round of Southern Section Pac 5 Division I playoffs in 2015 ... 66 tackles as a sophomore in 2014 ... PrepStar All-West Region ... named to the Tacoma News-Tribune's Western 100 ... rated the No. 225 overall prospect and No. 22 safety in the nation by scout.com ... ranked as the No. 28 corner and No. 253 overall recruit by 247sports.com ... rivals.com's and ESPN's No. 25-ranked safety ... ESPN's No. 52 corner ... played in the Polynesian Bowl following his senior year ... played for coach Chuck Petersen.

23

JORDAN MILLER

DB • JUNIOR

OCEANSIDE, CALIF.

(OCEANSIDE)



2016: Played in all 14 games of the 2016 season ... had one tackle in the win over Rutgers ... two tackles in the win over Idaho ... one tackle and a pass break-up in the win over Portland State ... recovered a fumble in the win at Arizona ... made one stop in the win over No. 7 Stanford ... also had a tackle in the victory at No. 17 Utah ... one stop against USC ... had an interception in the Apple Cup win over Washington State.

2015: Played in all 13 games as a true freshman ... saw action in the UW's season opener at Boise State, primarily on special teams ... also played at both cornerback and on special teams vs. Sacramento State ... one tackle in the win over Utah State ... first career interception, which he returned 55 yards, at Oregon State, where he also had three tackles.


HIGH SCHOOL: PrepStar All-Region selection ... first-team All-CIF San Diego Section in 2014 ... played on a Pirates team that went 14-1, won the Avocado-West League championship and the CIF San Diego Section title before advancing to the final of the CIF Division I state championship, where they finally took their first loss ... as a junior, Oceanside posted a 10-3 record, won the league crown and advanced to the championship game of the San Diego Section Open Division playoffs ... ranked as the No. 76 prospect in California and the No. 88 cornerback in the nation by scout.com ... rated the nation's No. 86 corner by ESPN also a top-notch sprinter, long jumper and triple jumper on the track team ... won the CIF San Diego Section 100-meter championship with a time of 10.80 and won the triple jump with a leap of 48 feet, 4 inches ... also took second place in the 4x100 and third in the long jump at the San Diego Section meet ... earned a berth in the finals of the long jump and triple jump at the state championship meet, finishing fourth in the long jump and sixth in the triple jump ... played football under coach John Carroll.

MILLER'S CAREER STATISTICS

INTERCEPTIONS	G	NO.	YARDS	TD	LONG	AVG/R	AVG/G
2015	13	1	55	0	55	55.0	4.2
2016	14	1	0	0	0	0.0	0.0
TOTAL	27	2	55	0	55	27.5	2.0

TACKLES	G	UA	A	TOTAL	TFL	PD	FF	FR	BLK
2015	13	4	1	5	0.0-0	1	0	0	0
2016	14	6	1	7	0.0-0	2	0	1	0
TOTAL	27	10	2	12	0.0-0	3	0	1	0

3

ELIJAH MOLDEN**DB • FRESHMAN
WEST LINN, ORE.
(WEST LINN)**

HIGH SCHOOL: Earned first-team 6A all-state at cornerback and second-team at running back as a senior ... also first-team All-Three Rivers League at both positions and first-team USA Today All-Oregon at defensive back ... helped lead the Lions to a 14-0 record, including five wins in the 6A state playoffs in 2016 ... won the 6A state title with a 62-7 win over Central Catholic in the championship game ... rushed for 702 yards on just 59 carries (11.3-yard average) and 10 touchdowns in 2016 ... also caught 19 passes for 249 yards and six TDs and notched three interceptions ... as a junior in 2015, helped lead West Linn to a 12-2 mark and a berth in the 6A state title game, where the Lions fell in a seven-point loss ... earned first-team All-Three Rivers League on both sides of the ball as a junior ... rushed for 1,071 yards and 17 TDs on 106 carries and had 476 receiving yards and six TDs on 28 receptions in 2015 ... in 2014, the Lions went 8-3 and advanced to the state's 6A quarterfinals ... rushed for 784 yards on 110 carries, with nine rushing TDs as a sophomore ... also had 38 receptions for 542 yards and seven TDs in 2014 ... PrepStar All-America ... one of seven players named a "Northwest Nugget" by the Tacoma News-Tribune ... also named to the News-Tribune's Western 100 ... ESPN.com listed him at No. 213 overall and as the No. 19 cornerback in the country, and as the No. 2 prospect in Oregon ... ranked the No. 151 overall recruit and No. 17 cornerback in the country by scout.com ... 247sports.com listed him at No. 2 in Oregon, No. 25 in the nation at cornerback and No. 193 overall ... rivals.com's No. 27 cornerback ... second-oldest of eight children of Alex Molden, a member of the University of Oregon Hall of Fame and an eight-year NFL cornerback ... older brother Isaiah plays defensive line at Western Oregon ... played for coach Chris Miller.

1

BYRON MURPHY**DB • FRESHMAN
SCOTTSDALE, ARIZ.
(SAGUARO)**

2016: Redshirted his first season at the UW ... won the team's Mark Drennan Defensive Scout Squad MVP and also the Ultimate "Loco Perros" Award (for his work in the weight room) at the team's postseason awards banquet.

HIGH SCHOOL: As a senior, earned Arizona Division II Player of the Year and All-Arizona first team from the Arizona Republic ... named to the MaxPreps.com

Medium-Sized Schools All-America first team and All-America (all levels) second team as a wide receiver ... one of four finalists for the Lockheed Martin Air Defender Of the Year (top defensive back in the nation) ... rated the No. 1 prospect in Arizona by the Arizona Republic newspaper ... helped lead the Sabercats to a 12-2 overall record and the Division II state championship in 2015 ... caught 88 passes for 1,733 yards and 21 touchdowns as a senior, when he was also credited with seven interceptions and 52 total tackles ... invited to play in the U.S. Army All-American Bowl after his senior year ... had an interception in the game... as a junior, had 65 receptions for 1,348 yards and 13 scores, as well as 53 tackles and seven interceptions, earning All-Arizona honors at wide receiver and all-Division III at defensive back ... led the Sabercats to a 14-0 mark and the Division III state title as a junior ... attended Marcos de Niza in Tempe as a sophomore, when he was credited with 60 tackles, three picks and three forced fumbles ... Marcos de Niza went 7-5 and made it to the quarterfinals of the state playoffs in his sophomore years ... named to PrepStar's Top 150 Dream Team ... named to the Tacoma News Tribune "Western 100" ... the No. 97 recruit and No. 11 cornerback, as well as the No. 2 player from Arizona, according to 247sports.com ... rated the No. 111 overall recruit in the country and the No. 10 athlete recruit in the nation by scout.com ... rivals.com's No. 2 recruit in Arizona, No. 4 cornerback in the nation and No. 40 overall prospect in America ... listed as the No. 187 prospect in the nation by ESPN, which also rated him the No. 16 cornerback in the country and the No. 3 overall recruit in Arizona ... also a standout on the basketball team ... played football for coach Jason Mohns.

84

MICHAEL NEAL**TE • SOPHOMORE
FONTANA, CALIF.
(ETIWANDA)**

2016: Did not see any game action in 2016.

2015: Redshirted true freshman season at the UW.

HIGH SCHOOL: PrepStar All-Region selection ... playing on a run-oriented team, caught 21 passes for 353 yards and seven TDs as a senior in 2014 ... earned second-team all-area at tight end in 2014 ... rated the No. 56 tight end recruit in America by scout.com ... listed as the country's No. 18 tight end by ESPN ... played for coach Brandon Rohrer.

52

ARIEL NGATA**OLB • FRESHMAN
RENO, NEV. (FOLSOM)**

HIGH SCHOOL: Named to the USA Today All-California first team as a senior ... also first-team All-Sac-Joaquin Section and first-team All-Sierra League... first-team All-NorCal ... as a senior in 2016, helped the Bulldogs to a 12-2 overall record and a berth in the championship game of the CIF Sac-Joaquin Section Division I playoffs ... credited with 65 total tackles and 6.5 sacks as a senior ... in 2015, led Folsom to a 14-1 record and the Sac-Joaquin Section championship ... lone loss came in the Division I-AA state championship semifinals ...

played in the U.S. Army All-American Bowl following his senior season ... PrepStar All-West Region ... named to the Tacoma News-Tribune's Western 100 ... ranked the No. 29 outside linebacker in the nation by 247sports.com and No. 28 by scout.com ... ESPN listed him at 39th at his position ... rivals.com's No. 42 overall outside linebacker ... played for coach Kris Richardson.

63

COLE NORGAARD**OL • FRESHMAN
CLEMENTS, CALIF.
(ST. MARY'S)**

HIGH SCHOOL: Named the Tri-City Athletic League (TCAL) Offensive Lineman of the Year in 2016 ... also named to the Stockton Record's all-area first team ... also first-team All-CIF Sac-Joaquin Section ... as a senior, helped lead St. Mary's to a 14-2 record, the CIF Sac-Joaquin Section Division I championship and a berth in the state's Division I-AA state championship game, where the Rams loss by three points ... in 2015, as a junior, helped St. Mary's to a 10-3 record and the

section semifinals ... named second-team All-TCAL as a defensive lineman in 2015 ... ESPN.com rated him the No. 71 offensive tackle prospect in the nation ... ranked the No. 132 offensive tackle prospect in the country by scout.com ... played for coach Tony Franks.

2017 PLAYER BIOS

29 CONNOR O'BRIEN



OLB • SENIOR
TRABUCO CANYON, CALIF. (SANTA MARGARITA CATHOLIC)

2016: Has played in each game this season, other than the Pac-12 Championship game vs. Colorado and the Chick-fil-A Peach Bowl vs. Alabama, both due to injury ... started seven games ... had one tackle in the win over Rutgers ... returned an interception 46 yards for a touchdown late in the win over Idaho ... two tackles in the win at Arizona ... one tackle in the Huskies' 70-21 win

at Oregon ... started the UW win over Oregon State, finishing with four tackles, including one-and-a-half for a loss and one sack ... named the coaches' lineman of the week for the OSU win ... four tackles, including one for a loss, in a start at Cal ... four tackles, including a sack, against USC ... four tackles in the victory over Arizona State ... four tackles in the win over Washington State ... was chosen by the coaches as winner of the Husky Excellence Award at the team's postseason banquet.

2015: Has played in every game ... got extensive playing time in the victory over Sacramento State, recording four tackles, including two for a loss and his first career sack ... made a special teams tackle in Washington's win at USC ... two tackles, including an eight-yard sack, in the Huskies' win over Arizona ... two tackles at Oregon State ... started in the 44-6 victory over No. 7 Stanford, finishing with three tackles, two for a loss, and one sack ... started in the win over Oregon State, finishing with four tackles, including one and a half for loss and a sack ... career-best eight tackles, one for a loss, in the win at No. 17 Utah, another start.

2014: Played in each of the season's first five games, primarily on special teams ... also saw action at linebacker vs. Georgia State and vs. Illinois, when he notched a tackle.

2013: Did not see any game action as a true freshman, preserving a year of eligibility.

HIGH SCHOOL: Earned all-county from the Orange County Register and first-team All-CIF Southern Section Pac-5 as a senior ... also first-team All-Trinity League ... named to the CalHiSports.com all-state third team (all levels) ... credited with 85 tackles and four interceptions as a senior ... played receiver and defensive back for the Eagles ... helped team to a 9-3 record and the quarterfinals of the CIF Southern Section Pac-5 tournament as a senior in 2012 ... named to the All-CIF Southern Section Pac-5 Division first-team and first-team all-county as a junior in 2011, when he notched eight interceptions ... Santa Margarita went 13-2, won the CIF Southern Section Pac-5 championship and beat Bellarmine 42-37 in the Division I Bowl in 2011 ... in 2010, team went 9-3 and made the second round of the playoffs ... named in the Tacoma News-Tribune "Western 100" ... ranked the No. 29 safety in the country and the No. 47 recruit in California by rivals.com ... rated the No. 34 outside linebacker recruit in the nation by scout.com ... played for coach Harry Welch.

O'BRIEN'S CAREER STATISTICS

TACKLES	G	UA	A	TOTAL	TFL	PD	FF	FR	BLK
2014	5	1	0	1	0.0-0	0	0	0	0
2015	7	5	4	9	3.0-16	0	0	0	0
2016	12	24	11	35	6.5-22	1	0	0	0
TOTAL	24	30	15	45	9.5-38	1	0	0	0

SACKS	G	UA	A	TOTAL	YARDS
2014	5	0	0	0.0	0
2015	7	2	0	2.0	14
2016	12	3	0	3.0	12
TOTAL	24	5	0	5.0	26

INTERCEPTIONS	G	NO.	YARDS	TD	LONG	AVG/R	AVG/G
2014	5	0	0	0	0	0.0	0.0
2015	7	0	0	0	0	0.0	0.0
2016	12	1	46	1	46	46.0	3.8
TOTAL	24	1	46	1	46	46.0	1.9

95 LEVI ONWUZURIKE




DL • FRESHMAN
ALLEN TEXAS (ALLEN)

2016: Did not see any game action in 2016, utilizing his redshirt year.

HIGH SCHOOL: Named the Dallas Morning News' All-Area Defensive Player of the Year following his senior season in 2015 ... also the District 6-6A Defensive MVP, first-team All-Collin County and honorable mention all-state ... helped Allen to a 14-1 overall record and the semifinals of the Class 6A Division I playoffs ... team was ranked No. 20 in the final USA Today poll of 2015 ...

notched 53 tackles, including 8.5 for a loss, as a senior ... as a junior, helped lead the Eagles to a perfect 16-0 record and a third consecutive 2014 Class 6A Division I state championship ... named first-team All-District 6-6A as a junior ... 2014 squad finished No. 4 in the final USA Today high school rankings ... a PrepStar All-Midlands Region selection ... listed as the No. 101 overall prospect in the country and the No. 12 defensive end in the nation by scout.com ... named the No. 290 overall prospect and No. 21 weakside defensive end in the nation, as well as the No. 46 recruit in his state by 247sports.com ... rated by rivals.com as the No. 68 player in Texas and the No. 26 weakside defensive end in the country ... the No. 71 recruit in Texas and the No. 54 defensive end prospect in the nation, according to ESPN ... played football under coach Tom Westerberg.

83 CADE OTTON



TE • FRESHMAN
OLYMPIA, WASH. (TUMWATER)

HIGH SCHOOL: Played on a Tumwater team that went 47-5 in his four years ... named the Olympian newspaper's are player of the year in 2016 ... also Associated Press 2A state player of the year, Seattle Times all-state and Evergreen Conference 2A MVP in 2016 ... also named to the USA Today all-state team (all levels) and Tacoma News-Tribune all-area team ... caught 39 passes for 733 yards and 13 TDs as a senior, when he also had 107 tackles, 10 tackles for loss and three sacks

... set school records for career receptions (95), receiving yards (1,705) and receiving touchdowns (33) ... also served as the team's long snapper for four seasons ... as a senior, helped the Thunderbirds to a 9-2 record and a berth in the quarterfinals of the 2A state playoffs ... in 2015, Tumwater went 13-1 and advanced to the 2A state championship game ... named to the Associated Press 2A all-state team as a tight end and at linebacker in 2015 ... team went 12-1 his sophomore season, finishing the season in the 2A state semifinals ... played on the varsity as a freshman, when Tumwater went 13-1 and made it to the state championship game ... PrepStar All-West Region ... named a "red-chip recruit" by the Seattle Times ... also named to the Tacoma News-Tribune's Western 100 ... rivals.com's No. 20 tight end in America ... rated the No. 8 prospect in the state and No. 22 tight end in the nation by 247sports.com ... also ESPN's No. 22 tight end ... the No. 47 tight end prospect in the country, according to scout.com ... also played basketball ... played football for his grandfather, Sid Otton, the winningest coach in Washington state high school history.

45 MIKE PETROFF



FB/TE • FRESHMAN
PORTLAND, ORE. (JESUIT)

2016: Did not see any game action in 2016, utilizing his redshirt year.

HIGH SCHOOL: Helped lead Jesuit to the 6A state championship as a senior in 2015 ... Crusaders went 14-0 and beat West Linn, 21-14, in the state title game ... recorded 10 tackles, including three sacks, in the

state title game ... earned first-team 6A all-state at linebacker as a senior ... first-team All-Metro League as a senior and as a junior ... team went 9-3 and advanced to the state quarterfinals in 2014 ... helped team to an 11-3 record and the 6A state championship game in 2013 ... also a standout golfer in high school, earning a spot in the state tournament played football for coach Ken Potter.

8

DANTE PETTIS
WR • SENIOR
SAN CLEMENTE, CALIF.
(JUNIPERO SERRA)



2016 Second-Team All-Pac-12
2015 The Sporting News Second-Team All-America (punt returner)
2015 Second-Team Academic All-Pac-12

2016: Played in all 14 games, starting 11 ... finished the season with 15 touchdown receptions, the third-highest total in school, the seventh-most (tied) in Pac-12 history and seventh-most in the nation in 2016 ... also also one of just six players to return more than one punt for a TD during the 2016 season, giving him a school-record five punt returns for a touchdown during his career ...also 10th in the NCAA-FBS in punt returns with an 11.5-yard average for the season ... tied the UW record for career punt returns for a touchdown vs. Rutgers, when he returned a punt 68 yards for a score ... also had two catches for 24 yards vs. the Scarlet Knights ... named the team's special teams player of the week for the Rutgers game ... six catches for 88 yards and two touchdowns in the win over Idaho ... three receptions for 39 yards, including what proved to be the game-winner in overtime, in the victory over Arizona ... made four catches for 60 yards and a touchdown in the win over No. 7 Stanford, when he also had three punt returns for 36 yards ... career-best 134 yards and two touchdowns on eight catches in the Huskies' 70-21 win at Oregon, earning the team's offensive player of the week award ... four catches for 112 yards with two touchdowns in the victory over Oregon State ... broke the Washington record for career punt return touchdowns with his fifth in the Huskies' 31-24 win at No. 17 Utah ... broke a 24-24 tie with 3:25 remaining in Salt Lake City with a 58-yard return ... also caught two passes vs. the Utes ... named the UW's special teams player of the week, as well as Pac-12 Special Teams Player of the Week after the win at Utah ... caught eight passes for 104 yards and three touchdowns, and also threw a 39-yard TD pass in the win at Cal ... seven catches for 105 yards, including a 46-yard touchdown, in the win over Arizona State ... three receptions for 82 yards and two touchdowns in the Apple Cup win over Washington State ... had a nine-yard reception and an 18-yard punt return in the Pac-12 Championship game victory over Colorado ... three receptions for 26 yards and a touchdown against Alabama in the Chick-fil-A Peach Bowl.

2015: Played in all 13 games, starting eight ... named second-team All-America as a punt returner by The Sporting News ... earned a spot on the Academic All-Pac-12 second team ... set a school record with a punt-return average of 16.9 yards per return (minimum 1.2 returns/game), which also led the Pac-12 and was fourth in the nation ... started at wide receiver at Boise State ... returned a punt 76 yards for a score vs. the Broncos, his second career punt return for a touchdown ... earned Pac-12 Special Teams Player of the Week on Sept. 7 ... first Husky since Charles "E.T." Frederick in 2002-03 to return more than one punt for a TD during a career ... also caught two passes for 24 yards at Boise ... two receptions for 34 yards, plus a 12-yard punt return, in the victory over Sacramento State ... two receptions for 19 yards in the win over Utah State ... two catches for 18 yards, plus a 12-yard punt return, vs. California ... one catch for eight yards, plus a 15-yard punt return, in a start at USC ... career-high four receptions for 65 yards vs. Oregon ... had a 33-yard catch in a start at Stanford ... had a 31-yard touchdown reception in the Husky win over Arizona ... six receptions for 60 yards in the Utah game ... two catches for 35 yards at Arizona State ... third career punt return for a touchdown at Oregon State ... run one back 89 yards vs. the Beavers, the fourth-longest punt return for a TD in Husky history ... also caught two passes for 23 yards at OSU ... three receptions for 34 yards in the Apple Cup win over Washington State ... two catches for 30 yards in the Heart of Dallas Bowl win over Southern Miss.

2014: Played in 13 of 14 games, starting five times ... was the UW's primary punt returner and also a key member of the wide receiver rotation ... made college debut as a punt returner in the Huskies' second game of the season, the win over Eastern Washington ... had four punt returns for 48 yards (long of 26) in the win over Illinois ... had another terrific day returning punts vs. Georgia State, running for 98 yards on four returns (long of 35 yards) ... three punt returns vs. Stanford ... made first catch in the win at California, a nine-yarder ... two receptions for 23 yards at Oregon ... two receptions for 18 yards vs. Arizona State

... had the first punt return for a touchdown by a Husky since 2003 with an 87-yarder in the win at Colorado ... also scored his first career TD earlier in the CU game on a 28-yard reception ... 76 yards on two receptions vs. the Buffaloes ... two receptions for 15 yards vs. UCLA ... two catches for 13 yards at Arizona ... two catches for 32 yards vs. Oregon State ... caught two passes for 47 yards in the Apple Cup win at Washington State ... started at wide receiver against Oklahoma State in the Cactus Bowl, finishing with 26 yards on two receptions.

HIGH SCHOOL: Earned first-team All-CIF Southern Section Pac-5 Division honors as a senior in 2013 ... named first-team All-Trinity League at wide receiver ... as a senior, caught 50 passes for 889 yards and 11 touchdowns ... helped Lions to a 7-3 record as a senior ... earned All-Trinity League at cornerback as a junior in 2012 ... father, Gary Pettis, played 11 seasons in Major Leagues for the Angels, Tigers, Rangers, Padres and Tigers, winning five Gold Gloves ... Gary is currently the third-base coach with the Astros ... cousin, Austin Pettis, is a wide receiver with the St. Louis Rams who finished his college career as Boise State's all-time leader in receptions and receiving touchdowns ... ranked the No. 49 wide receiver in the country and the No. 74 overall recruit in California by rivals.com ... rated the No. 61 player in California and the No. 87 WR in the nation by scout.com ... ESPN listed him as the No. 76 recruit in the state ... also played basketball and ran track at Serra ... as a senior on the track team, competed in the state championships in the 200 meters and the long jump ... won the CIF-SS Division 3 title in the long jump with a career-best 24 feet, 7 inches ... took second in the Southern Section in the long jump (23-02.5) in 2013, while also finishing ninth in the triple jump ... played football for coach Jim Hartigan.

PETTIS' CAREER STATISTICS

RECEIVING	G	REC	YARDS	TD	LONG	REC/G	AVG/C	AVG/G
2014	13	17	259	1	48	1.3	15.2	19.9
2015	13	30	414	1	33	2.3	13.8	31.8
2016	14	53	822	15	61	3.8	15.5	58.7
TOTAL	40	100	1,495	17	61	2.5	14.9	37.4

PUNT RETURNS	G	NO.	YARDS	TD	LONG	AVG/R	AVG/G
2014	13	28	288	1	87	10.3	22.2
2015	13	16	271	2	89	16.9	20.8
2016	14	25	287	2	68	11.5	20.5
TOTAL	40	69	846	5	89	12.3	21.1

RUSHING	G	ATT	YARDS	TD	LONG	AVG/C	AVG/G
2014	13	0	0	0	0	0.0	0.0
2015	13	1	-8	0	0	-8.0	-0.6
2016	14	0	0	0	0	0.0	0.0
TOTAL	40	1	-8	0	0	-8.0	-0.2

TACKLES	G	UA	A	TOTAL	TFL	PD	FF	FR	BLK
2014	13	0	0	0	0.0-0	0	0	0	0
2015	13	1	1	2	0.0-0	0	0	0	0
2016	14	0	0	0	0.0-0	0	0	0	0
TOTAL	40	1	1	2	0.0-0	0	0	0	0

24 **KAMARI PLEASANT**
TB • FRESHMAN
RIALTO, CALIF.
(ETIWANDA)



2016: Did not see any game action in 2016, utilizing his redshirt year.

HIGH SCHOOL: Played safety, wide receiver and running back at Etiwanda ... named to the Inland Valley Daily Bulletin's all-area second team as a "utility" player ... as a senior, scored eight touchdowns and totaled 677 all-purpose yards on offense ... named second-team All-Baseline League at running back as a senior ... also played on the varsity as a junior and senior, when he was a teammate of Husky tight end Michael Neal ... as a junior, earned first-team All-Baseline League at running back and second-team at safety ... ranked by ESPN as the No. 97 recruit in California and the No. 86 athlete in the nation ... the No. 70 athlete in America by scout.com and No. 79 from 247sports.com ... played for coach Kevin Davis as a senior.

46

RACE PORTER

**P • FRESHMAN
SEATTLE, WASH. (O'DEA)**



2016: Joined the Husky team at the start of the 2016 season ... did not see any game action in 2016, thus redshirting the year.

HIGH SCHOOL: Played wide receiver and punter at O'Dea ... as a senior in 2015, caught 24 passes for 432 yards and three scores and punted 20 times for a 42.2-yard average ... helped team to a 7-3 record as a senior ... helped 2014 squad to a 9-2 record and a berth in the 3A state playoffs ... also played basketball for the Irish,

helping lead the team to the state championship game as a senior ... competed in the hurdles in the state championship meet in the 110-meter hurdles, high jump and long jump as a senior; and in the 4x100-meter relay and high jump as a junior ... finished second in state in the 4x100 as a junior, anchoring a foursome that included fellow Husky Myles Gaskin ... played football for coach Monte Kohler.

8

BENNING POTOA'E

**OLB • SOPHOMORE
DU PONT, WASH. (LAKES)**



2016: Played in 13 of 14 games, all except at Arizona ... started once (Colorado) ... saw first action as a Husky vs. Rutgers, notching four tackles in the win ... one tackle in the win over Idaho ... had a tackle in the win over Portland State ... notched a tackle in the win over No. 7 Stanford ... made a pair of solo tackles in the Huskies' win at Oregon ... saw a lot of action in the Oregon State win, finishing with three tackles, one of them for a loss ... two tackles in Washington's win at Cal ... made a crucial tackle on the goal line on a fourth down in the

Apple Cup win over Washington State ... made his first start in the Pac-12 Championship game vs. Colorado, finishing with a tackle for loss ... three tackles against Alabama in the Chick-fil-A Peach Bowl.

2015: Redshirted true freshman season at the UW.

HIGH SCHOOL: Named to the "Medium-Sized School" All-America second team by MaxPreps ... named the state's defensive player of the year by USA Today ... also named all-state by the Seattle Times and the Associated Press, as well as all-state and all-area by the Tacoma News-Tribune ... a three-time All-South Puget Sound League first-team selection ... named a PrepStar All-Region selection ... posted 19 sacks, 72 tackles and five forced fumbles as a senior in 2014 ... played in the Semper Fidelis All-America game ... named to the MaxPreps Sophomore All-America second team as a tight end in 2012 ... played on the varsity as a freshman in 2011, when Lancers went 11-1 and advanced to the state quarterfinals ... one of nine players from the region named a "Northwest Nugget" by the Tacoma News-Tribune ... also a member of the Tacoma News-Tribune's Western 100 ... named a "red-chip prospect" by the Seattle Times ... ranked the No. 1 recruit in Washington, the No. 18 defensive end in the nation and the No. 179 overall prospect in the country by scout.com ... ranked the No. 21 strongside end and the No. 2 player in Washington by rivals.com ... ESPN rated him as the No. 6 recruit in the state and No. 37 defensive tackle in the country ... younger brother of former UW defensive lineman Sione Potoa'e ... also played basketball at Lakes ... played football for coach Dave Miller.

POTOA'E'S CAREER STATISTICS

TACKLES	G	UA	A	TOTAL	TFL	PD	FF	FR	BLK
2016	13	14	5	19	2.0-6	0	2	0	0

21

QUINTEN POUNDS

**WR • SOPHOMORE
CYPRESS, CALIF. (CYPRESS)**



2016: Played in all 14 games during the 2016 season, starting twice ... scored first career touchdown on a 26-yard pass from K.J. Carta-Samuels in the win over Idaho ... started the win over Portland State ... caught a 12-yard pass in the win over No. 7 Stanford ... one reception for 15 yards in the win over Oregon State ... one catch for 13 yards in a starting role in the win at Cal ... caught a 12-yard pass against Alabama in the Chick-fil-A Peach Bowl.

2015: Played in three games before suffering a season-ending injury ... saw his first game action in the victory over Sacramento State ... also played in the win over Utah State and against California ... injured prior to the USC game and missed the remainder of the season.

HIGH SCHOOL: Named to the CIF Southern Section All-Southwest Division first team as a receiver ... MVP of the Empire League ... first-team All-County as an all-purpose player ... named a PrepStar All-Region selection ... as a senior, helped Centurions to an 8-3 overall record ... was the team's leading receiver with 29 catches for 570 yards and eight scores, and its leading rusher with 788 yards and 11 TDs, while also passing for three scores ... in a 2014 win over Troy, rushed for 161 yards, returned a kickoff 85 yards for a TD, scored on a reception and also had an interception ... played for the Orange County squad in the All-Star Classic following senior season ... notched 11 interceptions as a junior in 2013 ... had a game vs. El Modena as a junior in which he scored five TDs and had three interceptions ... scored on three receptions, one rush and one interception return in that game ... ranked the No. 89 recruit in the state and the No. 94 safety prospect in the country by scout.com ... also played basketball and was an all-country performer in track as a high jumper, qualifying for the state meet ... as a senior, earned second place in the high jump at the CIF Southern Section Division I, clearing six feet, seven inches ... finished fifth in the high jump in the state championships, jumping 6-9 ... played football for coach Rick Feldman.

POUNDS' CAREER STATISTICS

RECEIVING	G	REC	YARDS	TD	LONG	REC/G	AVG/C	AVG/G
2015	3	0	0	0	0	0.0	0.0	0.0
2016	14	6	86	1	26	0.4	14.3	6.1
TOTAL	17	6	86	1	26	0.4	14.3	5.1

54

MATT PRESTON

**LB • JUNIOR
CORONA, CALIF. (DIAMOND RANCH)**



2016: Played in a total of eight games during the season ... notched three tackles in the victory over Idaho ... made a tackle in the Pac-12 title game vs. Colorado.

2015: Saw his first action as a Husky in the win over Arizona, when he recorded two tackles ... also played in the Oregon State game, recording one tackle.

2014: Redshirted true freshman season at the UW.

HIGH SCHOOL: Played linebacker at Diamond Ranch ... notched 77 tackles and nine sacks as a senior ... earned first-team All-CIF Southern Section Southeast Division in 2013 ... also named All-Hacienda League and San Gabriel Valley Tribune second-team all-area as a senior ... team went 9-2 and advanced to the CIF Southern Section Southeast Division playoffs his senior year ... played for coach Roddy Layton.

PRESTON'S CAREER STATISTICS

TACKLES	G	UA	A	TOTAL	TFL	PD	FF	FR	BLK
2015	2	1	2	3	0.0-0	0	0	0	0
2016	8	3	1	4	0.0-0	0	0	0	0
TOTAL	10	4	3	7	0.0-0	0	0	0	0

56

JARED PULU
DL • SOPHOMORE
FEDERAL WAY, WASH.
(FEDERAL WAY)



2016: Played in a total of six games during the 2016 season ... saw his first action as a Husky in the win over Rutgers ... notched a tackle in the win over Idaho.

2015: Redshirted true freshman season at the UW.

HIGH SCHOOL: Teammate of fellow Husky Chico McClatcher with the Eagles ... as a senior, helped the Eagles to a 9-3 overall record and the state 4A quarterfinals ... missed five games of senior season due to injury ... as a junior in 2013, helped lead Federal Way to a 10-3 mark and the 4A semifinals ... in 2012, Eagles went 11-1, with its only loss coming in the state quarterfinals ... second-team All-SPSL 4A South honors as a sophomore ... member of the varsity as a freshman, helping Eagles to a 10-1 mark and the first round of the playoffs ... also threw shot and discus ... qualified for state in the shot in last three seasons, earning second as a junior ... played for coach John Meagher.

PULU'S CAREER STATISTICS

TACKLES	G	UA	A	TOTAL	TFL	PD	FF	FR	BLK
2016	6	1	0	1	0.0-0	0	0	0	0

21

TAYLOR RAPP
DB • SOPHOMORE
BELLINGHAM, WASH.
(SEHOME)



2016 Pac-12 Freshman Def. Player of the Year
2016 Freshman All-America First Team (FWAA, USA Today)

2016: Played in all 14 games, starting 10 ... finished fifth on the team with 53 total tackles ... one of four freshmen to play in the Rutgers game ... has played in all games so far ... notched four tackles in the season-opening win ... also had four tackles in the win over Idaho ... started in the Portland State game ... had two tackles vs. the Vikings ... also notched a pair of tackles in the win over No. 7 Stanford ... three stops in Washington's 70-21 win at Oregon ... four tackles in a start vs. Oregon State ... three tackles in a starting role in the Huskies' win at No. 17 Utah ... recorded seven tackles and broke up a pass in the win over California ... made two interceptions against USC ... also had five tackles against the Trojans ... four tackles and a forced fumble in the win over Arizona State ... had four tackles and made a crucial pass break-up in the Apple Cup victory at Washington State ... named the MVP of the Pac-12 Championship Game, where he intercepted two passes and ran one of them back for a 35-yard touchdown on the first play of the second half ... returned the other interception 23 yards and had four tackles, including half of a tackle for loss ... named the Huskies' defensive player of the game for the win over the Buffaloes ... made seven tackles against Alabama in the Chick-fil-A Peach Bowl ... earned the Travis Spring Most Outstanding Freshman Award.

HIGH SCHOOL: As a senior, earned USA Today all-state (all levels) first-team, Associated Press 2A all-state first-team, All-Whatcom County first-team, and All-NWC first-team honors ... earned a spot on the All-USA Western Washington first team as a defensive back ... played on the USA National Teams at the youth level ... credited with 117 tackles, seven tackles for loss, four forced fumbles and three interceptions in 2015 ... invited to play in the U.S. Army All-American Bowl following his senior season ... as a junior in 2014, earned first-team AP all-state and first-team All-NWC as a safety and second-team all-league as a receiver ... as a junior, scored offensive TDs as a runner, receiver and passer and finished the season with 682 rushing yards and 349 receiving yards ... first-team All-NWC safety as a sophomore in 2013 ... named to the Tacoma News Tribune "Western 100" ... rated as the No. 1 safety prospect in the state of Washington and No. 49 at the position by scout.com ... listed as the No. 4 prospect in Washington and the No. 25 safety in the country by ESPN ... 247sports.com's No. 5 overall prospect in the state and No. 28 safety in the country ... rated the No. 6 recruit in the state and the No. 51 safety in the country by rivals.com ... a PrepStar All-West Region pick ... played for coach Bob Norvell at Sehome.

RAPP'S CAREER STATISTICS

INTERCEPTIONS	G	NO.	YARDS	TD	LONG	AVG/R	AVG/G
2016	14	4	58	1	35	14.5	4.1

TACKLES	G	UA	A	TOTAL	TFL	PD	FF	FR	BLK
2016	14	29	24	53	0.5-1	6	1	0	0

29

JOSH RASMUSSEN
WR • SOPHOMORE
LAKE STEVENS, WASH.
(LAKE STEVENS)



2016: Did not see any game action in 2016.

2015: Redshirted true freshman season at Washington.

HIGH SCHOOL: Played his senior year at Lake Stevens High, helping the Vikings to a 9-2 record and a spot in the 4A state playoffs ... earned 4A All-WesCo honorable mention as a senior ... also played basketball and competed in the 200 meters, high jump, long jump and triple jump at Lake Stevens ... played football for coach Tom Tri at Lake Stevens.

41

MYLES RICE
OLB • FRESHMAN
HOUSTON, TEXAS (BUSH)



2016: Did not see any game action in 2016, utilizing his redshirt year ... originally signed a National Letter of Intent with the UW in Feb., 2015, but delayed enrollment until Jan., 2016, the start of the winter academic quarter.

HIGH SCHOOL: Earned first-team honors on the All-District 23-5A team as a senior in 2014 ... PrepStar All-Region selection ... as a junior, helped the Broncos to a 9-3 record ... named to the Houston Hot 100 list of prospects prior to the 2014 season ... team made it to the second round of the Conference 5A D2 playoffs in 2013 ... earned first-team All-District 23-5A as a junior, his first year playing football ... ranked by ESPN as the nation's No. 97 defensive end recruit ... also played basketball and ran track at Bush ... played football for coach Allen Aldridge.

80

MAX RICHMOND
WR • JUNIOR
BELLEVUE, WASH.
(BELLEVUE)



2016: Did not see any game action in 2016.


2015: Played in six games in 2015 ... saw his first UW action in the victory over Sacramento State ... also played against Utah, Arizona State, Oregon State, Washington State and Southern Miss.

2014: Redshirted true freshman season at the UW.

HIGH SCHOOL: Played defensive back and running back on three straight 14-0 teams at Bellevue ... won three straight 3A state titles with the Wolverines ... earned honorable mention All-KingCo 3A as a senior in 2014 ... also a sprinter, long jumper and javelin thrower on the track team ... ran on the Wolverines' state champion 4x100 relay team as both a junior and a senior ... also qualified for state in the 100 meters and javelin as a senior, the javelin as a junior and long jump as a sophomore ... played football for coach Butch Goncharoff.

59 HENRY ROBERTS

**OL • SOPHOMORE
BELLEVUE, WASH.
(BELLEVUE)**



2016: Saw his first action as a Husky in the win over Idaho ... also played in the win over Portland State.

2015: Redshirted true freshman season at the UW.

HIGH SCHOOL: Named to the MaxPreps Medium-Sized School All-America first team ... USA Today all-state ... first-team 3A all-state from the Associated Press and Tacoma News-Tribune all-state ... earned a spot on the Seattle Times all-area team ... a PrepStar

All-Region pick ... won two state titles (sophomore and junior years) and lost in the 3A championship game as a senior, helping the Wolverines compile a 41-1 record during his three-year career ... part of a 67-game win streak with Bellevue ... played in the U.S. Army All-America Bowl ... second-team All-KingCo 3A as a junior in 2013 ... team went 14-0 in both his junior and sophomore seasons, cruising to a state title each year ... one of nine players from the region named a "Northwest Nugget" by the Tacoma News-Tribune ... also a member of the News-Tribune's Western 100 ... listed as a "red-chip prospect" by the Seattle Times ... ranked the No. 3 recruit in Washington and No. 243 prospect in the nation, as well as the No. 23 offensive tackle in the country by scout.com ... listed by rivals.com as the No. 7 recruit in the state and No. 40 OT in the country ... ranked the No. 8 recruit in the state and the No. 55 tackle in America by ESPN ... played for coach Butch Goncharoff.

88 DREW SAMPLE

**TE • JUNIOR
BELLEVUE, WASH.
(NEWPORT)**



**2016 Honorable Mention All-Pac-12
2016 Honorable Mention Academic All-Pac-12**

2016: Played in all 14 games, starting 11 of them ... made one catch for five yards in a start vs. Rutgers ... started the Huskies' win over Idaho ... had an 11-yard reception in a start vs. Portland State ... caught two passes for 27 yards in the Husky win at Utah, earning the UW's lineman of the week award ... had a 32-yard reception in a start at Cal ... had an 11-yard catch in the

Apple Cup win over Washington State ... had an eight-yard catch in the Pac-12 Championship game vs. Colorado ... also caught an eight-yard reception vs. Alabama in the Chick-fil-A Peach Bowl.

2015: Played in every game, starting seven ... saw his first college action in the season opener at Boise State ... started at one tight end spot in the victory over Sacramento State ... also started in the win over Utah State, when he caught his first career pass, a three-yard touchdown ... caught a three-yard pass in the win at USC ... started the game at Stanford and also vs. Arizona ... also started against Utah, catching two passes for 24 yards, including a touchdown ... had a 15-yard reception in a start at Arizona State ... earned the Earle T. Giant Tough Husky Award at the team's postseason awards ceremony.

2014: Redshirted true freshman season at Washington.

HIGH SCHOOL: Earned first-team KingCo 4A honors as a junior and senior from his tight end position ... totaled 21 catches for 496 yards and 11 touchdowns in a three-year career ... team captain on as a senior for a squad that went 8-3 and advanced to the first round of the playoffs ... scored five touchdowns despite catching just eight passes for 265 yards ... named a Seattle Times "red chip" recruit and Tacoma News Tribune Best of the Rest Northwest Nugget ... caught 12 passes for 218 yards and five touchdowns as a junior ... made one catch, a 13-yard TD reception, as a sophomore ... rated the No. 4 overall prospect in Washington by ESPN, which also tabbed him the nation's No. 16 tight end ... ranked the No. 8 recruit in the state and the No. 31 tight end in the nation by scout.com ... also lettered in basketball as a senior and junior ... played football for coach Mike Miller.

SAMPLE'S CAREER STATISTICS

RECEIVING	G	REC	YARDS	TD	LONG	REC/G	AVG/C	AVG/G
2015	13	5	45	2	23	0.4	9.0	3.5
2016	14	9	106	0	32	0.6	11.8	7.6
TOTAL	27	14	151	2	32	0.5	10.8	5.6

97 JASON SCREMPOS

**DL • SOPHOMORE
MILPITAS, CALIF.
(MILPITAS)**



2016: Saw his first action as a Husky in the victory over Idaho ... also played vs. Arizona State.

2015: Redshirted true freshman season at the UW.

HIGH SCHOOL: Earned MaxPreps All-Northern California first-team honors on the defensive line ... a first-team All-Bay Area selection by HS Sports Daily ... the Santa Clara Valley Athletic League (SCVAL) De Anza

Division Defensive Lineman of the Year in 2014 ... named second-team All-Metro by the San Francisco Chronicle ... helped the Trojans to a 12-1 record, the De Anza League championship and a trip to the CIF Central Coast Section playoffs ... led the league in sacks and finished with 55 tackles ... listed as a PrepStar All-Region pick ... as a junior, Milpitas went 11-2 and won the Central Coast Section championship ... notched 99 tackles and led the league with 12 sacks as a junior, earning honorable mention All-Metro from the Chronicle ... earned the De Anza Division Defensive Lineman of the Year as a junior ... teamed with fellow Husky Vita Veja as a sophomore in 2012, when the Trojans were 9-4 ... had 83 tackles and shared the league lead with 10 sacks as a sophomore, when he earned first-team all-league ... saw action on the varsity as a freshman as well ... the nation's No. 96 defensive end recruit, according to scout.com ... ranked the No. 82 overall prospect in California and the No. 37 strongside defensive end in the nation by rivals.com ... the country's No. 83 defensive end, according to ESPN ... also earned honorable mention all-league in basketball and threw the shotput and discus at Milpitas ... threw shot and discus as a senior, qualifying for the Santa Clara Valley Athletic League meet in both ... played football for coach Kelly King.

79 COLEMAN SHELTON

**OL • SENIOR
PASADENA, CALIF.
(LOYOLA)**



2016 Second-Team All-Pac-12

2016: Started all 14 games of the season at center ... named second-team All-Pac-12 and honorable mention Academic All-Pac-12 ... named the team's lineman of the week for the Rutgers game and also after the win over Colorado in the Pac-12 Championship game.

2015: Started all 13 games on the offensive line ... started the first two games of the season at left tackle ... started in the Utah State and California games at left guard ... started at right guard in the victory at USC and against Oregon ... served as a game captain vs. the Ducks ... started at right guard against Stanford, Arizona, Utah, Arizona State, Oregon State, Washington State and Southern Miss... won the UW's John P. Angel Lineman of the Year award at the team's awards ceremony.

2014: Played in 13 games, starting seven, all at right tackle ... started at right tackle in the season opener at Hawai'i ... also saw action in the EWU game ... returned to starting duty at right tackle in the win over Illinois and also vs. Georgia State and Stanford ... played extensively, but didn't start, in the win at California ... returned as starting right tackle at Oregon, vs. ASU and at Colorado ... played right tackle late in the UCLA game and also saw action off the bench at Arizona, vs. Oregon State and in the Apple Cup win at WSU.

2013: Did not see any game action as a true freshman, preserving a year of eligibility.

HIGH SCHOOL: Played on the offensive and defensive lines at Loyola ... earned All-Serra League as a junior and senior ... as a junior, helped lead the Cubs to an 8-3 record and a trip to the CIF Southern Section Pac-5 playoffs ... named a top offensive lineman in the area by the Los Angeles Times prior to junior and senior seasons ... rated the nation's No. 19 center prospect by rivals.com ... played for coach Michael Christensen.

67

CHASE SKUZA
OL • FRESHMAN
SUMNER, WASH.
(SUMNER)



HIGH SCHOOL: Helped lead Spartans to a 12-1 overall record and a berth in the 4A state semifinals as a senior in 2016 ... earned first-team All-South Puget Sound League 4A and Tacoma News-Tribune second-team all-area as a senior ... earned Sumner's Distinguished Athlete Award ... also participated in track and field, earning a berth in the state meet in shotput and discus as a senior ... played for coach Keith Ross.

37

BRYCE STERK
OLB • SOPHOMORE
LYNDEN, WASH. (LYNDEN)



2016: Saw his first action as a Husky in the win over Rutgers, recording two tackles and a fumble recovery ... also played in the win over Idaho.

2015: Redshirted true freshman season at the UW ... won the team's Ultimate Dirt Dawg Award for his work in the weight room during the 2015 season.

HIGH SCHOOL: The Northwest Conference 2A/3A MVP as a senior in 2014 ... unanimous all-conference first-team selection on both lines ... first-team 2A all-state on offensive and defensive line ... Bellingham Herald's Whatcom County Player of the Year in 2014 ... PrepStar All-Region ... helped Lions on their way to a 32-game winning streak that lasted from his sophomore through senior seasons, played in four straight state title games and was a member of three state championship teams ... recorded 147 tackles and 10 sacks as a senior ... in 2014, helped Lynden to a 12-2 record, a league title and a trip to the 2A state title game ... in 2013, the Lions went 14-0 and won the 2A state championship ... as a sophomore, helped the team to a 13-1 record and the 2A state title ... also a member of the varsity as a freshman in 2011, another 14-0, state title season for the Lions ... also a standout on the track & field team, finishing sixth in the 2A state championships as a junior ... also ran on Lynden's 4x400 relay team that took third place and qualified for state in the shotput ... as a senior, ran the 100 meters, 200 meters, 300-meter hurdles, 4x400 relay, 4x100 relay and threw the shot ... took second in the 4x400 and eighth in the 300-meter hurdles at state as a senior ... played football for coach Curt Kramme.

TACKLES	G	UA	A	TOTAL	TFL	PD	FF	FR	BLK
2016	2	2	0	2	0.0-0	0	0	1	0

42

VAN SODERBERG
PK/P • FRESHMAN
OLYMPIA, WASH.
(CAPITAL)



2016: Did not see any game action in 2016, utilizing his redshirt year ... graduated early from high school and participated in spring football at the UW.

HIGH SCHOOL: Named to the Olympian newspaper's all-area first team as a senior punter ... averaged 39 yards per attempt and also went 10-for-10 on field goals as a senior ... first-team All-Narrows League 4A at both

kicker and punter ... named to the All-USA Western Washington first team at kicker ... helped the Cougars to a 7-4 record ... as a junior, earned second-team 3A all-state as the placekicker ... team made the first round of the 3A state playoffs in his sophomore season, 2013 ... played on the varsity as a freshman in 2012, when the Cougars finished 11-3 and made it to the 3A state semifinals ... named to the Tacoma News Tribune "Western 100" ... rated the No. 9 punter in the country by scout.com ... named to the PrepStar All-West Region team ... ranked the No. 19 placekicker in the nation and the No. 13 prospect in Washington by ESPN ... 247sports.com's No. 14 placekicker recruit ... also played on the soccer team at Capital ... played football for coach John Johnson.

35

MASON STONE
DB • JUNIOR
MOUNTLAKE TERRACE,
WASH. (MOUNTLAKE
TERR./SANTA MONICA)



2016: Played in a total of four games during the 2016 season ... saw his first action as a Husky in the win over Idaho ... also played in the wins over Portland State, Arizona State and in the Pac-12 Championship Game vs. Colorado

JUNIOR COLLEGE & HIGH SCHOOL: Played the 2015 season at Santa Monica College ... 27 total tackles and two interceptions for the Corsairs ... returned one of the picks for a 45-yard TD in a win over Antelope Valley ... helped Santa Monica to a perfect 11-0 record, capped by a SCFA American Division Championship Bowl win... wide receiver and defensive back at Mountlake Terrace ... first-team All-WesCo 3A South as a senior and second-team as a junior and sophomore ... 55 tackles and four interceptions as a senior ... 90 tackles and four picks as a junior ... school-record six interceptions as a sophomore ... played for coach Tony Umamay.

75

JESSE SOSEBEE
OL • JUNIOR
GARDEN GROVE, CALIF.
(EDISON)



2016: Saw action in all 14 games during the 2016 season.

2015: Played in 12 of 13 games, starting two ... saw his first action in a UW uniform in the victory over Sacramento State and played in every game after that ... earned first college start as the right guard in the win over Utah State and also started there vs. California.

2014: Redshirted true freshman season at the UW.

HIGH SCHOOL: Earned first-team All-CIF Southern Section Southwest Division and Sunset League Offensive Lineman of the Year as a senior in 2013 ... also Orange County Register second-team all-county ... as a senior, helped lead Chargers to a 9-4 record, the Sunset League championship and the semifinals of the CIF-SS Southwest Division playoffs ... named first-team All-Sunset League as a junior in 2012, when Edison finished 13-2, won the Southwest Division playoffs and earned a berth in the semifinals of the state's Division II playoffs ... also won the league title as a sophomore, finishing with an 8-3 overall record and a berth in the playoffs ... rated the country's No. 61 offensive tackle and the state of California's No. 72 overall recruit by ESPN ... played for coach Dave White.

27

KEITH TAYLOR
DB • FRESHMAN
LONG BEACH, CALIF.
(SERVITE)



HIGH SCHOOL: Earned first-team All-Trinity League at cornerback as a senior ... second-team Orange County Register All-County in 2016 ... missed much of his junior season ... played at St. John Bosco as a sophomore in 2014 ... a standout sprinter with a personal best of 10.89 in the 100 meters during his junior season ... played in the Polynesian Bowl following his senior year ... PrepStar All-West Region ... named to the Tacoma News-Tribune's Western 100 ... rivals.com ranked him

the No. 13 corner and No. 138 overall prospect in the nation ... listed by 247sports.com as the No. 27 cornerback and No. 248 overall prospect in the country ... the nation's No. 32 cornerback recruit, according to scout.com ... played for coach Scott Meyer.

2017 PLAYER BIOS

51



JOE TRYON OLB • FRESHMAN RENTON, WASH. (HAZEN)

HIGH SCHOOL: Earned North Puget Sound League Defensive Lineman of the Year and Seattle Times all-state in 2016 ... named to the USA Today all-state team (all levels) as a senior ... named to Seattle Times all-area team in 2016 ... first-team All-NPSL at both defensive line and tight end in 2016 ... played four years on the varsity as a defensive lineman and tight end ... named a "red-chip recruit" by the Seattle Times ... ranked by scout.com as the No. 134 defensive end in the country ... 247sports.com's No. 48 strongside linebacker recruit

... the No. 40 strongside OLB, according to rivals.com ... ESPN's No. 50 defensive end prospect ... also played basketball and baseball at Hazen ... played football for coach Chris Bennett as a senior.

24



EZEKIEL TURNER DB • SENIOR PASADENA, MD. (GLEN BURNIE / L.A. PIERCE COLLEGE)

2016: Played in 13 of 14 games during the 2016 season ... started against Arizona State ... recorded three tackles in the win over Rutgers ... notched one stop in the win over Idaho ... had two tackles and a forced fumble in the win over Portland State ... recorded a pair of tackles in the victory over No. 7 Stanford ... named the team's special teams player of the week after the

UW win at Oregon, where he was credited with a pair of tackles ... one tackle in the win over Oregon State ... named the Huskies' special teams player of the game for the win at California ... two solo tackles in the USC game ... started the win over Arizona State, finishing with six tackles, one-and-a-half tackles for loss and half of a sack ... named the UW coaches' special teams player of the week after notching two tackles in the Apple Cup win at Washington State ... notched a tackle for loss and had an interception in the Pac-12 Championship game vs. Colorado ... co-winner of the UW's Special Team MVP award at the team's postseason banquet ... one tackle vs. Alabama in the Chick-fil-A Peach Bowl.

2015: Played in 12 of 13 games, starting once ... made three tackles in the victory over Sacramento State in his first action as a Husky ... two tackles in the win over Utah State ... one stop vs. Oregon ... got his first UW start at Stanford, where he recorded seven total tackles ... four tackles, all solo, in the Huskies' win over Arizona ... one stop vs. Utah ... two tackles against Oregon State ... one tackle in the Apple Cup win over Washington State ... also had one stop in the Heart of Dallas Bowl win over Southern Miss.


JUNIOR COLLEGE & HIGH SCHOOL: Enrolled at the UW in January, 2015 ... played just one season at L.A. Pierce College under coach Efrain Martinez ... played in seven of 10 games for Pierce, finishing with 35 tackles, a fumble recovery and an interception, which he returned 80 yards for a score ... ranked the No. 4 junior college safety recruit in the country by ESPN ... played running back and safety at Glen Burnie ... named to the PrepStar All-Atlantic Region team ... earned 2013 Big School all-state honorable mention ... also played lacrosse in high school ... played football for coach Eric Woodson at Glen Burnie High, graduating in 2014.

TURNER'S CAREER STATISTICS

INTERCEPTIONS	G	NO.	YARDS	TD	LONG	AVG/R	AVG/G
2015	12	0	0	0	0	0.0	0.0
2016	13	1	0	0	0	0.0	0.0
TOTAL	25	1	0	0	0	0.0	0.0

TACKLES	G	UA	A	TOTAL	TFL	PD	FF	FR	BLK
2015	12	13	9	22	0.0-0	0	0	0	0
2016	13	18	5	23	2.5-7	1	1	0	0
TOTAL	25	31	14	45	2.5-7	1	1	0	0

74



JOHN TURNER OL • JUNIOR LOS ANGELES, CALIF. (LOYOLA)

2016: Played in the Huskies' wins over Idaho, Portland State and California.


2015: Saw his first game action as a Husky in the victory over Sacramento State ... also played in Washington's win over Arizona.

2014: Redshirted true freshman season at the UW.

HIGH SCHOOL: Two year starter for Loyola in Los Angeles ... played offensive line, tight end and defensive line ... was first-team All-Serra League as an offensive lineman as a senior ... had three catches for 23 yards as a junior ... team's Lineman of the Year as a junior in 2012 ... also played on the basketball team ... played football for coach Marvin Sanders.

81 SEBASTIAN VALERIO

PK • SOPHOMORE IRVINE, CALIF. (BECKMAN)



2016: Did not see any game action in 2016.

2015: Joined the UW program for the start of fall, 2015 camp ... redshirted true freshman season at the UW.

HIGH SCHOOL: Made six out of eight field-goal attempts, with a long of 51 yards, as a senior at Beckman ... the 51-yarder came with just 24 seconds remaining in a 20-17 win over Tustin ... second-team All-Pacific League as a senior in 2014 ... 9-for-11 the previous year,

with a long of 48 yards ... first-team all-conference as a junior ... set a school record for made field goals, with 23 (in 28 attempts) ... played for coach Tim Mushinski.

50



VITA VEA DL • JUNIOR MILPITAS, CALIF. (MILPITAS)

2016 Second-Team All-Pac-12

2016 Academic All-Pac-12 Second Team

2016: Played in all 14 games, starting five ... made three tackles, including a nine-yard sack, in the win over Rutgers ... terrific game against Idaho, with three tackles, including one-and-a-half sacks ... named the team's defensive player of the week for the Idaho game ... six tackles, including one for a loss, in the win over Portland State ... had four tackles in the win at Arizona ... had three tackles, an 11-yard sack and a forced fumble in the win over No. 7 Stanford ... had a pair of solo tackles in Washington's 70-21 win at Oregon ... two tackles in a starting role vs. Oregon State ... three tackles and a pass break-up at Utah, earning the team's defensive player of the week award ... three tackles in Washington's win at Cal ... three tackles, including half of a tackle for loss, against USC ... three tackles, including half of a tackle for loss, in the win over Arizona State ... made four tackles, including a sack, vs. Alabama in the Chick-fil-A Peach Bowl.

2015: Played in all 13 games as a redshirt freshman ... saw his first college action in the season opener at Boise State ... had two solo stops vs. the Broncos ... made one tackle (for a loss) in the win over Sacramento State ... also played against Utah State and Cal ... had one stop in Washington's win at USC ... one stop vs. Oregon and at Stanford ... two tackles in the Husky victory over Arizona ... three tackles, including one for a loss, vs. Utah ... three stops at Arizona State ... one tackle in the win at Oregon State ... had a tackle and forced a fumble in the win over WSU ... had a seven-yard sack in the win over Southern Miss.

2014: A 2013 graduate of Milpitas, delayed college enrollment until fall of 2014 and en-

tered as a true freshman ... joined the UW team in time for the start of the 2014 fall practice season ... redshirted true freshman season at the UW.

HIGH SCHOOL: Spent four seasons on the varsity as a running back and defensive lineman ... totaled 296 tackles and 19 sacks during his prep career ... named to the MaxPreps.com All-NorCal first team and its Division II all-state first team as a senior in 2012, when he notched 89 tackles and eight sacks while rushing for 578 yards and 11 touchdowns ... also made first-team All-Metro from the San Francisco Chronicle and the San Jose Mercury News ... was the De Anza League defensive MVP and the Mercury News' area defensive player of the year ... led the Trojans to a 9-4 record and the championship game of the CIF Central Coast Section Division I playoffs ... made Mercury News all-area first-team and honorable mention All-Metro from the Chronicle as a junior in 2011 ... also the De Anza League Co-Outstanding Lineman that year ... Milpitas went 8-4 and went to the playoff semifinals as a junior ... honorable mention All-Metro as a sophomore ... helped team to an 11-2 record as a freshman ... also played varsity basketball ... played for coach Kelly King.

VEA'S CAREER STATISTICS

TACKLES	G	UA	A	TOTAL	TFL	PD	FF	FR	BLK
2015	13	13	4	17	3.0-9	0	1	0	1
2016	14	22	17	39	6.5-33	2	1	0	0
TOTAL	27	35	21	56	9.5-42	2	2	0	1

SACKS	G	UA	A	TOTAL	YARDS
2015	13	1	0	1.0	7
2016	14	4	2	5.0	31
TOTAL	27	5	2	6.0	38

39

SEAN VERGARA DB • JUNIOR SELAH, WASH. (SELAH)



2016: Saw his first action in a Husky uniform in the win over Idaho ... also played in the win over Portland State and the Stanford victory.

2015: Joined the UW roster via walk-on tryouts in spring of 2015 ... did not see any game action.

HIGH SCHOOL: Played football, basketball and ran track at Selah ... honorable mention All-CWAC as both a WR and DB as a senior in 2013 ... in a win over Grandview as a senior, caught two TD passes, intercepted three passes and forced a fumble ... ran the 200, 400, 4x100, 4x400 in high school.

36

AZEEM VICTOR LB • SENIOR COMPTON, CALIF. (POMONA)



2016 First-Team All-Pac-12

2016: Played in, and started, 10 games before a season-ending injury ... despite missing four games, still finished third on the team with 67 total tackles ... recorded 11 total tackles in the Huskies' season-opening win over Rutgers ... shared the team lead with six tackles in the win over Idaho, when he also had a tackle for loss and a fumble recovery in the UW endzone ... four tackles in the win over Portland State ... notched 10 tackles, all of them solo, and also forced a fumble in the win at

Arizona ... led all players with 11 total tackles in the win over No. 7 Stanford ... made four tackles, including one for a loss, in Washington's 70-21 win at Oregon ... two tackles in the win over Oregon State ... named the Walter Camp Foundation National Player of the Week and Pac-12 Player of the Week on defense after his performance in the 31-24 win at No. 17 Utah ... finished that game with 16 total tackles, most by a Husky since the 2012 Fight Hunger Bowl ... injured early in the USC game and will miss the remainder of the 2016 season.

2015: Played in all 13 games, starting 11 ... named honorable mention All-Pac-12 ... 10th in the Pac-12 in total tackles ... started in the season opener at Boise State, where he had a terrific game ... totaled 14 tackles (11 solo) and one tackle for loss vs. the Broncos ... also started against Sacramento State ... game-high 12 tackles, including one for a loss, in a start against Utah State ... 12 total tackles, including one and a half for loss, vs. California

... had a team-high 10 tackles, including two for a loss and half of a sack, in Washington's win over USC ... five tackles, one for a loss, vs. Oregon ... eight tackles at Stanford ... three tackles and a pass break-up in the win over Arizona ... eight total tackles vs. Utah ... nine tackles, all of them solo and including one TFL, and also batted down a pass, at Arizona State ... three tackles and forced a fumble in the win at Oregon State ... four tackles, recovered a fumble and took his first career interception back 27 yards for a touchdown in the Apple Cup win over WSU ... seven tackles, one sack, one and a half TFLs, a forced fumble and two pass break-ups in the Heart of Dallas Bowl win over Southern Miss ... named the winner of the Earle T. Glant Tough Husky Award at the team's postseason awards banquet.

2014: Played in 10 of 14 games ... played vs. Hawai'i and Eastern Washington, but then missed three games ... returned at California, where he made one tackle ... also played at Oregon, vs. ASU and at Arizona ... had a tackle in the UCLA game and against Oregon State ... had two big special teams tackles in the Apple Cup win at Washington State.

2013: Did not see any game action as a true freshman, preserving a year of eligibility ... won the Huskies' Brian Stapp Special Teams Scout Squad MVP award.

HIGH SCHOOL: Named to the All-Valle Vista League first team as a senior linebacker ... also earned second-team all-area from the San Gabriel Valley Tribune in 2012 ... attended Lynwood (Calif.) High as a sophomore and junior, playing defensive end and tight end ... rated the No. 62 outside linebacker prospect in the country and No. 86 overall player in California by rivals.com ... ranked the country's No. 106 outside linebacker recruit by scout.com ... played for coach Aaron Jamieson at Pomona.

VICTOR'S CAREER STATISTICS


TACKLES	G	UA	A	TOTAL	TFL	PD	FF	FR	BLK
2014	12	4	1	5	0.0-0	0	0	0	0
2015	13	59	36	95	9.0-30	7	2	1	0
2016	10	45	22	67	3.0-3	1	1	1	0
TOTAL	35	108	59	167	12.0-33	8	3	2	0

SACKS	G	UA	A	TOTAL	YARDS
2015	13	1	1	1.5	12
2016	10	0	0	0.0	0
TOTAL	35	1	1	1.5	12

INTERCEPTIONS	G	NO.	YARDS	TD	LONG	AVG/R	AVG/G
2014	12	0	0	0	0	0.0	0.0
2015	13	1	27	1	27	27.0	2.1
2016	10	0	0	0	0	0.0	0.0
TOTAL	35	1	27	1	27	27.0	0.8

43

TRISTAN VIZCAINO PK/P • SENIOR CHINO HILLS, CALIF. (DAMIEN)



2016: Had four punts for a 34.2-yard average (with no return yardage against) and also kicked off eight times (five touchbacks) vs. Rutgers ... two punts for a 49.5-yard average (punts were 49 and 50 yards), with no return yards against, in the win over Idaho ... in the win over Portland State, punted three times for a 37.3-yard average ... also executed seven kickoffs vs. the Vikings, which resulted in four touchbacks and three returns for a total of 37 yards ... named the team's special teams player of the week after the Portland State victory ... three punts

for a 40.3-yard average in the win at Arizona, when he also had four of five kickoffs go for touchbacks, with the other resulting in a six-yard return ... two punts for an average of 40.5 yards in the win over No. 7 Stanford ... five punts for a 45.0-yard average in the UW victory over Oregon in Eugene ... three punts for 40.0-yard average in the win over Oregon State ... three punts for a 43.7-yard average in the win at Utah ... 32.5-yard average on four punts at California ... 34.5-yard average on four punts against USC, with two punts landing inside the 20 ... 38.5-yard average on just two punts (one of which was downed at the 12, in the win over Arizona State ... 43.3-yard average on three punts at WSU ... in the Pac-12 Championship game vs. Colorado, had five punts for an average of 40.6 yards, with four of the five being downed inside the 20, as well as a 62-yarder ... eight punts for a 46.6-yard average, including a 65-yarder (a UW bowl-game record), vs. Alabama in the Chick-fil-A Peach Bowl.

2015: Honorable mention Academic All-Pac-12 ... the Huskies' primary kickoff man, but also punted, kicked a PAT and attempted one field goal during the season ... handled all of the kickoffs in the opener at Boise State, with three of four going for touchbacks ... also kicked off in the victory over Sacramento State, when he also punted once for 46 yards ... scored a touchdown on a two-yard run on a fake field goal in the win over Utah State, also kicking his first PAT after

2017 PLAYER BIOS

that TD ... had a touchdown-saving tackle on a kick return in the Oregon game ... had three punts against Utah, averaging 39.0 yards ... had a tackle on the kickoff team and also attempted a field goal (a miss from 36 yards) in the Apple Cup win over WSU.

2014: Played in 12 of 14 games ... handled all the kickoffs through the first five games of the season ... had a tackle in the win at Hawai'i and then a pair of tackles in the Illinois win ... after having not kicked off vs. Cal and Oregon, returned to that role vs. ASU, where he also punted for the first time ... had a tackle at Colorado ... also had a tackle vs. Oregon State.

HIGH SCHOOL: Named the No. 1 combo kicker/punter and given five stars by Chris Sailer Kicking, where he earned Camp Champion in August of 2013 ... earned third-team all-state (all division) from CalHiSports.com ... converted 15 field goals in 21 attempts with a long of 47 yards in three seasons ... first-team All-Inland Valley after he made 9-of-12 field goals with a long of 40 and 27-of-29 PATs as a senior ... averaged 39.2 yards on 25 punts and placed six inside the 20 ... also caught 33 passes for 382 yards and four touchdowns ... made all 26 extra-point attempts and was 5-of-6 in field goal tries with a long of 47 yards as a junior, when he was also the first-team all-league kicker ... as a sophomore was 36-of-44 in PATs ... named the top specialist in California by scout.com ... also played soccer in high school ... played for coach Mark Parades.

VIZCAINO'S CAREER STATISTICS

PUNTING	G	NO.	YARDS	LONG	AVG
2014	12	1	33	33	33.0
2015	13	4	163	49	40.8
2016	14	51	2,077	65	40.7
TOTAL	39	56	2,273	65	40.6

53 JAKE WAMBAUGH

LB • JUNIOR
SAN DIEGO, CALIF.
(POINT LOMA)



2016: Played in seven games in 2016 ... played in each of the first three games of the season ... made two tackles in the win over Rutgers ... recorded three tackles in the win over Idaho ... three tackles in Washington's 70-21 win at Oregon ... also played in the Oregon State and in the Pac-12 Championship game vs. Colorado.

2015: Played in a total of six games as a redshirt freshman ... got his first game action as a Husky in the win over Sacramento State, recording one tackle.

2014: Redshirted true freshman season at the UW.

HIGH SCHOOL: Played linebacker and tight end of the Pointers ... made 40 tackles and 11.5 sacks as a senior in 2013, earning first-team All-Western League on defense ... also caught 15 passes for 224 yards and three TDs ... helped lead Point Loma to a 9-4 record and the quarterfinals of the San Diego Section Division III playoffs as a junior in 2012 ... first-team All-Western League as a junior ... as a sophomore, Pointers went 8-3-1 and made it to the Division III semifinals ... also a standout on the basketball team ... played football for coach Mike Hastings.

WAMBAUGH'S CAREER STATISTICS

TACKLES	G	UA	A	TOTAL	TFL	PD	FF	FR	BLK
2015	6	0	1	1	0.0-0	0	0	0	0
2016	7	2	6	8	0.0-0	0	0	0	0
TOTAL	13	2	7	9	0.0-0	0	0	0	0

45 JUSSTIS WARREN

OLB • SOPHOMORE
TACOMA, WASH. (LINCOLN)



2016: Played in a total of five games in 2016 ... made UW playing debut vs. Rutgers ... also played in the win over No. 7 Stanford, against Arizona State and Washington State, and in the Pac-12 Championship game vs. Colorado.

2015: Redshirted true freshman season at the UW.

HIGH SCHOOL: First-team 3A all-state from the Associated Press ... named to the Tacoma News-Tribune all-state and all-area first teams as a senior ... a PrepStar All-Region

pick ... two-time All-Narrows League first-team selection, as a sophomore and a senior ... helped Abes to an 11-1 record, the Narrows League title and a berth in the 3A state quarterfinals as a senior in 2014 ... played running back, linebacker and defensive end ... notched 106 tackles, 18 sacks, four forced fumbles and three interceptions in 2014 ... named a "red-chip prospect" by the Seattle Times ... suffered a season-ending knee injury just prior to the start of the 2013 season ... the country's No. 112 outside linebacker, according to scout.com ... ranked the No. 15 recruit in the state and the No. 111 OLB in the U.S. by ESPN ... also a standout on the basketball court ... played football for coach Jon Kitna, the former NFL quarterback.

76 LUKE WATTENBERG

OL • FRESHMAN
TRABUCO CANYON, CALIF.
(JSERRA CATHOLIC)



2016: Did not see any game action during the 2016 season, utilizing his redshirt.

HIGH SCHOOL: Named to the Los Angeles Times all-area first team and the Orange County Register All-County first team in 2015 ... Trinity League Co-Lineman of the Year in 2015 ... CalHiSports.com's first-team all-state ... selected to play in the U.S. Army All-American Bowl following his senior season ... as a senior in 2015, helped the Lions to a 7-3 record ... as a junior in 2014, the Lions went 10-2 and advanced to the quarterfinals of the CIF Southern Section Pac 5 playoffs ... named second-team All-Trinity League and made CalHiSports.com's junior-class all-state in 2014 ... helped Lions to a 7-3 mark in 2013 ... also a part of the varsity roster as a freshman ... a PrepStar All-West Region selection ... named JSerra's male athlete of the year as a junior ... named to the Tacoma News Tribune "Western 100" ... made scout.com's top 300 nationally, taking the No. 239 spot ... scout.com's No. 19 offensive tackle ... listed by rivals.com as the No. 18 offensive tackle and the No. 43 overall prospect in his state ... rated the No. 32 offensive tackle in the country and the No. 47 recruit in California by ESPN ... 247sports.com's No. 286 overall and No. 12 offensive guard in the nation, as well as No. 40 prospect in the state ... also played basketball and threw discus and shot at Serra ... qualified for the state meet in the discus as a sophomore ... earned all-county honors in track as a sophomore ... played football for coach Jim Hartigan.

13 BRANDON WELLINGTON

LB • SOPHOMORE
KENT, WASH. (EASTSIDE CATHOLIC)



2016: Played in all 14 games in 2016 ... one of four true freshmen to play in the Rutgers game ... made two tackles and also returned a kick vs. the Scarlet Knights ... two tackles and a 32-yard kickoff return in the win over Idaho ... recorded one tackle in the win over Portland State ... made a tackle in the Huskies' victory over Oregon ... made a solo tackle in the Pac-12 Championship game vs. Colorado.

HIGH SCHOOL: Named Seattle Times all-state (all levels) first team as an "athlete" in 2015 ... also the 3A Metro League Mountain Division co-Defensive MVP and Kickoff Returner of the Year as a senior, as well as first-team All-Metro League as a safety and second-team as a running back ... All-USA Western Washington first-team selection at safety ... part of back-to-back 3A state championship teams as a junior and senior ... Eastside Catholic went 50-6 over his four-year varsity career ... Crusaders went a perfect 13-0 his senior year, including a 49-13 win over California power Oceanside in the season opener ... team finished No. 17 in the nation in the final USA Today ranking of 2015 ... overcame a second-half, 28-point deficit to beat Bellevue, 48-42, in overtime in the 2015 3A state championship game ... scored the game-tying touchdown on a 11-yard run and then scored the winner on an one-yard run in overtime ... also had a 97-yard kickoff return for a score in the championship game after having scored twice on kick returns in the state semifinal win over Lakes ... had six tackles in the title game ... returned five of 11 kick returns for scores as a senior while also returning two of five interceptions for scores ... named to the AP 3A all-state first team (at linebacker) and the Seattle Times' all-area team as a junior in 2014 ... team went 13-2 and won the 3A state title in 2014 ... beat Bellevue in the state title game as a junior, rushing for 111 yards and three TDs on 33 carries in the Crusaders' 35-13 win that broke Bellevue's six-year streak of state championships ... also played in the state championship game as a freshman and sophomore, going 11-3 in 2013 and 13-1 in 2012 ... PrepStar All-America ... No. 100 overall prospect in the nation and No. 7 athlete recruit in the country from scout.com ...

rivals.com's No. 2 overall recruit in Washington, No. 9 athlete in the country and No. 190 overall recruit ... ranked the No. 3 recruit in the state and the No. 22 running back in the nation by ESPN ... listed by 247sports.com as the No. 225 overall recruit and No. 17 outside linebacker in the country and No. 2 recruit in Washington state ... participated in track and field (early in high school career ... played football under coach Jeremy Thielbahr.

WELLINGTON'S CAREER STATISTICS

TACKLES	G	UA	A	TOTAL	TFL	PD	FF	FR	BLK
2016	14	6	1	7	0.0-0	0	0	0	0

48

PAUL WELLS

TB • FRESHMAN
BELLEVUE, WASH.
(NEWPORT)



HIGH SCHOOL: Spent three years on the varsity at Newport ... as a senior in 2014, rushed for 1,861 yards and 21 touchdowns on just 163 carries (an average of 11.4 yards per carry) ... also had 46 tackles and four interceptions as a senior, helping the Knights to a 10-3 overall record and a trip to the 4A state semifinals ... named to the Seattle Times All-Area team at running back alongside fellow Husky Myles Gaskin ... also first-team All-KingCo on both offense and defense and second-team as a kick returner ... second-team all-state ... rushed for 811 yards and 16 TDs as a junior ... totaled 3,030 rushing yards during his career ... also played baseball at Newport ... played for coach Drew Oliver as a senior.

32

JOEL WHITFORD

P • SOPHOMORE
NEERIM SOUTH,
AUSTRALIA (WARRAGUL/
SANTA BARBARA CC)



2017: Enrolled at the UW for the start of the winter, 2017 academic quarter (Jan., 2017).

AT SANTA BARBARA CC: Played at Santa Barbara City College as a freshman in 2015, when he replaced fellow Aussie Mitch Wishnowsky, who won the Ray Guy Award for Utah in 2016 ... earned first-team SCFA All-American Division Pacific League and all-state Region IV ... did not play in 2016, essentially redshirting the season ... punted 47 times for a 37.6-yard average and had 23 of 47 punts downed inside the 20, with just three touchdowns ... opponents managed just nine punt returns for 47 yards over the season ... grew up playing rugby in Australia ... played for coach Craig Moropoulos at Santa Barbara.

16 AMANDRE WILLIAMS

OLB • FRESHMAN
MAPLE VALLEY, WASH.
(TAHOMA)



2016: Did not see any game action in 2016, utilizing his redshirt year.

HIGH SCHOOL: First-team All-South Puget Sound League at both quarterback and defensive line, and SPSL North Offensive Back of the Year as a senior ... also made honorable mention All-SPSL at punter ... All-USA Western Washington first team at defensive end ... led the SPSL with 3,235 passing yards (on 241-for-402 passing) for 29 touchdowns as a senior, when he

also had 79.5 tackles, including 17.5 for a loss ... first-team Tacoma News Tribune all-area selection as a defensive lineman ... Seattle Times all-state (all levels) first team at d-line ... also Seattle Times all-area as a senior ... passed for 579 yards in a win over Rogers High, the second-highest, single-game total in Washington state history ... helped team to a 7-3 record as a senior ... as a junior, completed 80-of-120 passes for 1,083 yards and 10 touch-

downs, with only one interception ... SPSL North Offensive Back of the Year and first-team All-SPSL North at quarterback, d-line and long snapper as a junior ... saw action on the varsity as a sophomore in 2013, when Tahoma made the first round of the 4A state playoffs ... earned second-team All-SPSL North as a defensive lineman as a sophomore ... named to the PrepStar All-West Region team ... the state's No. 6 overall recruit and the No. 68 defensive end in America, according to ESPN ... the No. 55 defensive end in the nation by scout.com ... the No. 6 recruit in the state and No. 55 weakside defensive end in the country, from 247sports.com ... also played baseball at Tahoma ... played football for coach Tony Davis.

23 DESHON WILLIAMS

WR • JUNIOR
MAPLE VALLEY, WASH.
(TAHOMA/COLORADO
STATE-PUEBLO)



AT CSU-PUEBLO: Spent the 2014 and 2015 seasons as a wide receiver at CSU-Pueblo ... as a freshman, was a member of the ThunderWolves' NCAA Division II national championship team ... played in nine games as a freshman, catching nine passes for 111 yards ... as a sophomore in 2015, helped CSU-Pueblo to a 12-2 record, (14 games, five receptions).

HIGH SCHOOL: Played receiver and defensive back at Tahoma ... as a senior, led the team with 62 receptions for 1,154 yards (18.6-yard average) and 13 touchdowns ... also returned kickoffs for the Bears ... older brother of current Husky Amandre Williams and the two were teammates at Tahoma in DeShon's senior year, when Amandre was a sophomore ... as a junior, led the South Puget Sound League with 49 receptions for 690 yards (in league play) ... first-team All-South Puget Sound League as a junior ... also played basketball (second-team all-league) and ran track (jumps) ... played football for coach Tony Davis.

18

K.J. YOUNG

WR • SENIOR
PERRIS, CALIF. (CITRUS
HILL/OKLAHOMA/RIVER-
SIDE CC)



2016: Played in each of the season's first three games, as well as in the Huskies' victories over Oregon and California.

AT RIVERSIDE CC: Played one season at Riverside (2015), leading the team with 40 receptions over nine games ... 421 yards and team-high (tied) six touchdown receptions ... helped team to an 8-3 record, 5-1 in conference, and a trip to the playoffs ... played for coach Tom Craft.

AT OKLAHOMA: Played as a true freshman at Oklahoma in 2014 ... played in 12 of 13 games, starting three times ... had 19 receptions for 215 yards and one touchdown .. three receptions for 48 yards and one rush for nine against Texas Tech ... two catches for 26 yards, including first career TD, at Iowa State ... season-best five catches for 57 yards (also a season-high) vs. West Virginia ... started the second game of the season, vs. Tulsa, notching three catches for 18 yards ... also caught three passes, for 41 yards, in the season opener vs. Louisiana Tech ... Sooners went 8-5 and played in the Russell Athletic Bowl.

HIGH SCHOOL: Caught 91 passes for 1,593 yards and 18 touchdowns as a senior in 2013, when the Hawks went 13-1 and won the CIF Southern Section Eastern Division championship ... listed as a top-100 receiver in the nation by all the major recruiting websites ... played for coach Eric Zomalt.

CHRIS PETERSEN
HEAD COACH
UC DAVIS '88
FOURTH SEASON AT UW



When Chris Petersen was hired after the 2013 season, no one knew for sure how long it might take to return the Husky program to the top levels of the college football world. It turns out, it took about three years.

In 2016, the Huskies had their best season since 2000 and one of their best ever, winning the Pac-12 Championship, earning a spot in the College Football Playoff and finishing ranked No. 4 in the final polls. They did it with high-achieving, young players across the starting lineup while also succeeding in the classroom at an unprecedented and sustained rate.

Petersen, who built a reputation as an offensive innovator who carried the Boise State football program to its highest highs and had been courted by innumerable programs, was swayed to take on a new challenge when he agreed to become head coach of the Huskies in December of 2013.

Petersen's "Built for Life" philosophy, on which the program is based, achieved its highest level of fruition to date with the successes of the team in 2016. Along with those on-field victories, the team continued to achieve at never-before-seen levels academically as the team achieved a 3.09 grade point average (second-highest in recorded history for UW football) during the fall academic quarter. Three Huskies earned District 8 Academic All-America and Jake Eldrenkamp was named the Pac-12's Scholar-Athlete of the Year for football.

Along with a 12-2 (8-1 in the Pac-12), the Huskies posted other eye-popping numbers on offense, defense and special teams. The Huskies led the nation in turnover margin and were first in the conference and eighth in the nation in both total offense and total defense. The UW led the Pac-12 in 17 different team statistical categories.

Following the 2016 season, in May of 2017, Petersen was honored with the Stallings Award, awarded annually to a college head football coach who is both a humanitarian and an exceptional coach, and named after former Alabama and Texas A&M head coach Gene Stallings.

In 2015, Petersen's Huskies, with one of the nation's youngest squads (74 freshmen and sophomores and only 14 seniors) and a schedule ranked by many as the nation's toughest (10 out of 12 qualified for bowls), rallied for the Dawgs' sixth consecutive bowl berth, which resulted in a victory over Southern Miss in the Heart of Dallas Bowl. A stout Husky defense (first in the Pac-12 in both scoring and total defense) led the way as a freshman-laden offense showed steady growth en route to a 7-6 season record.

Off the field, Petersen's impact on the football program's academic success was clear as well. During the season (fall, 2015 academic quarter), the football team posted a team GPA of 3.12, highest in school history for football, breaking the old record, set the previous spring.

In his first season at Washington, Petersen led the Huskies to an 8-6 record and a berth in the TicketCity Cactus Bowl. He became the fastest active FBS coach to reach 100 career victories – doing so in 117 games – and tied with Knute Rockne for fifth fastest all-time after a win over cross-state rival Washington State in the Apple Cup.

Petersen's 'Built for Life' coaching philosophy has been embraced on and off the field by the Huskies in less than a year. Not only did Washington produce three first-team and seven honorable mention All-Pac-12 players, but a combined five players earned first or second team Academic All-Pac-12 recognition, including Danny Shelton who was named First-Team Academic All-American – a first for Washington since 1991.

Petersen, 52, the only two-time winner of the Paul "Bear" Bryant Award (2006 and 2009), compiled an exceptional 92-12 record in his eight seasons as Boise State head coach (2006-2013), including two unbeaten seasons (13-0 in 2006 and 14-0 in 2009) and two BCS bowl berths. He won five conference titles and posted a 57-6 record in conference play (WAC from 2006-10 and Mountain West from 2011-13).

Petersen, who also won the Bobby Dodd Coach of the Year Award in 2010, led the Broncos to 10 or more wins in seven of his eight seasons and to 12 or more in four straight (2008-11).

In 2006, Petersen's first season in charge in Boise, he led the Broncos to their first undefeated season since 1958, when the school was a junior college. The 2006 season was capped by a 43-42 overtime win over Oklahoma in the Fiesta Bowl, a game remembered by many as one of the greatest in bowl-game history. That Boise team ended the year ranked No. 5 in the final Associated Press top 25 poll.

The following season, the Broncos went 10-3 and finished out of the polls for what would be the only time in Petersen's first seven seasons. The 2008 squad went 12-1 and ranked No. 11 in the final top 25, finishing the regular season undefeated.

In 2009, Petersen led the Broncos to their second undefeated campaign and another Fiesta Bowl berth. Boise State beat TCU, 17-10, in Arizona, becoming the first team from a non-BCS conference ever to win two BCS bowl games. The '09 Broncos checked in at No. 4 in the final AP poll.

The 2010 season ended with a 12-1 record, a No. 9 final ranking and a win in the Las Vegas Bowl, the first of three straight trips to Vegas for Boise State. In 2011, BSU once again went 12-1, finishing with a No. 8 final ranking. Last season, Petersen's team went 11-2 and beat Washington in the Las Vegas Bowl, good for a No. 18 final ranking.

This season, Boise State, which faced Washington in the first game at the newly renovated Husky Stadium, finished the regular season with an 8-4 and still awaits confirmation of a bowl game.

Throughout his teams' unmatched on-field success, Petersen also saw his Broncos succeed in the classroom. In 2011, Boise State was the only school to finish in the top 10 in both major polls and also receive a Public Recognition Award from the NCAA for finishing in the top 10 percent of the Academic Progress Rate (APR), the second of three straight such awards for the program.

Boise State's APR was second in the nation in 2011 and 2012 and Petersen was recognized in 2012 for having the best APR for the two previous years among FBS coaches.

Known for his work with quarterbacks, Petersen tutored Ryan Dinwiddie, Jared Zabransky and Kellen Moore at Boise State. Moore, a classmate of former Husky wide receiver Cody Bruns at Prosser (Wash.) High, set an NCAA record with 50 career wins as a starting QB while winning three conference player of the year awards. Moore was the only player ever to record four 3,000-yard seasons in both passing and total offense. His 142 passing touchdowns were second-most in NCAA history while his 14,667 career passing yards were fifth-most. He twice led the nation in passing efficiency and set an NCAA record for season interception percentage, throwing just three in 431 attempts in 2009. During the previous seven seasons, 47 Broncos earned all-conference honors (the 2013 All-MWC team has yet to be revealed).

Before taking over as head coach at Boise State, Petersen served as the Broncos' offensive coordinator from 2001-05, during which his teams averaged 41.3 points per game, leading the nation in scoring in both 2002 and 2003.

Petersen began his coaching career in 1987 as freshman coach at his alma mater, UC Davis. In 1989, he became the Aggies' varsity wide receivers coach. In 1992, Petersen moved to Pittsburgh, where he was quarterbacks coach. That season, Alex Van Pelt passes for more than 3,100 yards and 20 touchdowns.

In 1993, Petersen moved back west to take over a QBs coach at Portland State, helping the Vikings to Division II playoff berths in each of his two seasons. In 1995, he took a job at Oregon as the receivers coach under Mike Bellotti, a position he held before moving to Boise as offensive coordinator in 2001.

Born in Yuba City, Calif., on Oct. 13, 1964, Petersen graduated from Yuba City High in 1983 and went on to play quarterback at Sacramento City College. From there, he transferred to UC Davis, earning a bachelor's degree in psychology in 1988. He later earned a master's in educational psychology from Davis.

At Davis, he set numerous school records, including the single-season standards for passing efficiency, completions, completion percentage, touchdown passes and total offense as well as the career mark for completion percentage. He still remains in the top 10 in Aggies history in numerous season and career categories and his season and career completion percentage records still stand.

In 1986, Petersen was named the Northern California Athletic Conference Player of the Year and earned UC Davis' Colby E. Slater Award as the school's Male Athlete of the Year. He was also a captain and won the team's Jerry Norris Award (Most Valuable and Inspirational). He was inducted into the Cal Aggie Athletic Hall of Fame in 1997.

Petersen and his wife, Barbara, are parents of two sons, Jack and Sam.

Petersen's Head Coaching Career

Year	School	Overall	Conference	Bowl
2006	Boise State	13-0	8-0	Fiesta
2007	Boise State	10-3	7-1	Hawai'i
2008	Boise State	12-1	8-0	Poinsettia
2009	Boise State	14-0	8-0	Fiesta
2010	Boise State	12-1	7-1	Las Vegas
2011	Boise State	12-1	6-1	Las Vegas
2012	Boise State	11-2	7-1	Las Vegas
2013	Boise State	8-4	6-2	Hawai'i*
2014	Washington	8-6	4-5	Cactus
2015	Washington	7-6	4-5	Heart of Dallas
2016	Washington	12-2	8-1	Peach

Total **119-26** **73-17**
 * did not coach in 2013 Hawaii Bowl

KEITH BHONAPHA**RECRUITING
COORDINATOR/
RUNNING BACKS
HAWAII '03
FOURTH SEASON AT UW**

When Chris Petersen was named Washington's new head coach in early December of 2013, the first man he brought with him to begin hitting the recruiting trail was his longtime assistant, Keith Bhonapha.

Bhonapha, who enters his fourth season on Montlake in 2017, followed Petersen to Seattle after having spent the previous eight years on his staff at Boise State. He spent the previous five years in Boise as running backs coach, the last three as recruiting coordinator and was also the team's director of operations from 2006 to 2008.

Bhonapha's success at the UW has been readily apparent, both in recruiting and with the running backs. Last season, sophomore Myles Gaskin ran for 1,373 yards and 10 touchdowns, earning first-team All-Pac-12. Additionally, Lavon Coleman rushed for 852 yards on just 114 carries, setting a UW record with a per-carry average of 7.5 yards.

Gaskin earned Freshman All-America honors after rushing for 1,302 yards, the eighth-highest rushing total in UW history. Gaskin also ran for 14 touchdowns, fifth-most ever at Washington. Both totals were easily school records for freshmen (true or redshirt).

In his first season at Washington in 2014, Bhonapha coached a large and diverse group of running backs, five of whom started at least one game during the season (in large part due to injury). The group gelled down the stretch and had a back go over 100 yards in each of the last five games of the regular season.

In 2013, he mentored sophomore All-Mountain West Conference running back Jay Ajayi, who finished the season with 1,425 yards and 18 touchdowns, the fourth- and third-highest totals in Boise State history, respectively.


At Boise State, Bhonapha also coached Doug Martin, who twice earned first-team all-conference and was drafted by the Tampa Bay Buccaneers in the first round of the 2012 NFL Draft. Martin rushed for 1,299 yards as a senior after totalling 1,260 as a junior.

In 2012, D.J. Harper ran for 1,137 yards and 15 TDs while, in 2009, Bhonapha's first as running backs coach, Jeremy Avery compiled 1,151 rushing yards, meaning that Bhonapha coached a 1,000-yard back in each of his five seasons with the Broncos.

Prior to taking over as running backs coach, he spent three years as Petersen's director of football operations.

A four-year letterman at Hawai'i, he began his coaching career at his Alma mater in 2003, working with the defensive backs and special teams.

Bhonapha earned a bachelor's degree in liberal studies (with a focus on criminology) in 2003. He also earned a master's in public administration from Hawai'i in 2005. Coach Bhonapha's wife is named Julia. They are the parents of two children, Isaiah and Emery.

BOB GREGORY**ASST. HEAD COACH/
LBs/SPECIAL TEAMS
WASHINGTON STATE '87
FOURTH SEASON AT UW**

In 2017, Bob Gregory enters his fourth season as assistant head coach and linebackers coach and his second as the Huskies' special teams coordinator. Gregory has been a member of the staff with Chris Petersen four separate time during his career.

Last year, Gregory's linebacker corps helped lead a defense that led the Pac-12 and finished eighth in the NCAA-FBS in total defense. The Huskies were also eighth in the nation in pass efficiency defense and second in the Pac-12 in both rushing defense and red zone defense. Linebackers Azeem Victor (first-team), Keishawn Bierria (second-team) and Psalm Wooching (honorable mention) all earned some level of All-Pac-12 accolade.

In his first year overseeing the UW's special teams, Gregory also had a lot of success. John Ross and Dante Pettis formed one of the most dangerous kick return/punt return duos

in the country while the Huskies allowed just 18.8 yards per kick return and a total of just 116 punt return yards all year.

In 2015, Gregory oversaw a linebacker crew that, despite having lost two players to the NFL, anchored the top defense in the Pac-12 Conference. The Husky defense led the Pac-12 in scoring defense and total defense and also finished second in rushing defense. Inside linebackers Victor and Bierria were among the conference's top tacklers while outside backers Travis Feeney and Cory Littleton both finished in the top 10 in the league in sacks and went on to play in the NFL in 2016.

In his first season on Montlake in 2014, Gregory oversaw a veteran group of linebackers that included first-team All-American Shaq Thompson, as well as top tackler John Timu. Between those two and then-junior Feeney, Husky linebackers scored a remarkable seven defensive touchdowns. Timu lead the team in tackles (108), while Thompson won the Paul Hornung Award as the nation's most versatile player. Thompson was the first-round draft pick of the Carolina Panthers following the 2014 season while Timu earned a roster spot with the Chicago Bears as an undrafted free agent, starting several games at the end of the 2015 season.

Gregory joined Washington after spending the 2013 season in the same role for Boise State. He was also interim head coach for Boise State in the Sheraton Hawai'i Bowl.

Gregory had two stints at Boise State, the second starting in 2010 as linebackers coach. The Broncos led the Western Athletic and Mountain West Conferences in total defense and scoring defense in each of his first three seasons and were third and second, respectively, in 2013.

In Gregory's first three seasons, the Broncos were one of seven teams to rank among the nation's top 25 in total defense. They were second nationally in 2010, 16th in 2011 and 12th in 2012. In that same span, opponents averaged just 297.1 yards per game, making the Broncos one of six teams to allow less than 300 yards per game.

In four total seasons, the Broncos' defense allowed 18.0 points per game. The Broncos ranked second-nationally in scoring defense in 2010 (12.8 ppg), 12th in 2011 (18.7), eighth in 2012 (15.8) and 50th in 2013 (24.8).

Three linebackers earned all-conference accolades during Gregory's tenure as linebackers coach. J.C. Percy earned first team honors in 2012, Byron Hout (2010) was second team, while Tommy Smith (2012) and Hout (2011) earned honorable mention.

From 2002-09, Gregory served as defensive coordinator at California, a capacity he also held at Boise State in 2001. With the Golden Bears, Gregory's defenses were annually ranked among the nation's best. In eight seasons under Gregory, the Bears allowed opponents an average of 22.5 points per game.

The Bears' defense ranked among the top 10 nationally in four different categories during the 2008 season, while his 2004 team was second in the nation in rush defense (82.5) and eighth in scoring defense (16.0). Gregory was a finalist for the Broyles Award in 2004, which honors the top assistant coach in football.

Gregory and Petersen joined Dan Hawkins' Boise State staff in 2001 to become defensive and offensive coordinators after working together at Oregon. In Gregory's only season as defensive coordinator at Boise State in 2001, the Broncos were second in the WAC in scoring defense (23.3 ppg) and rushing defense (118.1 ypg).

At Oregon, Gregory served as defensive backs coach from 1998-2000. He was defensive coordinator at Willamette (Ore.) from 1992-97 and was defensive backs coach in 1991.

He spent two seasons as a defensive graduate assistant at Oregon in 1989 and 1990 after starting his coaching career at Washington University in St. Louis, Mo. He served as defensive backs coach in 1987 and defensive coordinator in 1988.

Gregory is a 1987 graduate of Washington State, where he earned a bachelor's degree in English. He played linebacker and defensive back for the Cougars.

Gregory earned his master's degree in educational policy at Oregon. He and his wife, Molly, have two sons, Jack and Joe.

SCOTT HUFF

**OFFENSIVE LINE/
RUN GAME COORD.
BOISE STATE '02
FIRST SEASON AT UW**



Scott Huff joined the Washington Football coaching staff as its new offensive line coach on March 1, 2017.

Huff, who worked on head coach Chris Petersen's staff at Boise State in each of Petersen's eight years in charge, comes to the UW after 12 seasons at his alma mater. He started 40 games at center for the Broncos

between 1999 and 2002, the last two years of which Petersen was Boise State's offensive coordinator.

In 2016, Huff served as the Broncos' co-offensive coordinator and offensive line coach. He'd previously served as tight ends coach in 2006 (Petersen's first season as head coach), offensive line coach from 2007 to 2009, tight ends coach again from 2010 through 2013 and as special teams coordinator in 2012 and 2013.

Huff, a nominee for the Broyles Award (assistant coach of the year) in 2016, remained at Boise State after Petersen came to Washington, serving as offensive line coach in 2014 and 2015 before adding co-offensive coordinator to his duties last season. In 2016, his offensive line unit was a semifinalist for the Joe Moore Award, given to the top o-line in the nation.

Last season, Boise State placed two offensive linemen on the All-Mountain West Conference first team while two others earned honorable mention. The Broncos led the MWC (and were 21st in the nation) in total offense with an average of 472.8 yards per game and the o-line allowed just 19 sacks in 13 games as Boise finished the year 10-3.

In 2015, Boise also saw two offensive linemen earn first-team All-MWC while at third picked up honorable mention. Rees Odhiambo was selected by the Seahawks in the third round of the 2016 NFL Draft while Marcus Henry signed with the Saints as a free agent.

The 2014 Boise State team was 14th in the nation in total offense (494.3) and ninth in scoring (39.7) and had one offensive lineman make first-team All-MWC while another made the second team.

After having served as a graduate assistant coach at Arizona State following his playing career, Huff's first full-time coaching job came in 2006, Petersen's first year as head coach at Boise State. That 2006 season ended with a perfect 13-0 record and a famous win over Oklahoma in the Fiesta Bowl.

In the following three seasons, having moved into the role of offensive line coach, Huff helped the Broncos finish 10-3 in 2007, 12-1 in 2008 and a perfect 14-0 in 2009. Over those three seasons, Boise State allowed an average of just 12.3 sacks per season. The 2009 team led the nation in scoring offense and gave up just five sacks all year.

In two seasons back coaching the tight ends (2010-11), the Boise State offense ranked among the top 10 in both total offense and scoring.

In his four-year playing career (1999-2002), Huff started 40 games at center and earned first-team All-Western Athletic Conference as a senior, helping to lead the Broncos to a 12-1 overall record and the WAC championship. In 2005, he was named to the Broncos Stadium 35th Anniversary Team.

A native of Phoenix, Ariz., Huff earned his bachelor's degree in business administration in 2002 and his master's in secondary education from Arizona State in 2005. Huff and wife, Shannon, have two sons, Scotty and Sully, and a daughter, Savannah.

PETE KWIATKOWSKI

**DEFENSIVE
COORDINATOR
BOISE STATE '90
FOURTH SEASON AT UW**



Pete Kwiatkowski joined Coach Petersen's UW staff shortly after Petersen came to Seattle and has built the Pac-12's most consistent defense in his three years. The 2017 season will mark his fourth as the Huskies' defensive coordinator.

In 2016, the Huskies once again topped all Pac-12 defenses as the Dawgs went 12-2 and earned a trip to the College Football Playoff. The Dawgs led the conference in both total defense (316.9 yards per game, 12th in the nation) and scoring defense (17.7 points per game, eighth) in the nation, while also leading all FBS schools in turnover margin (1.29 per game) and takeaways (33). Washington was also first in the conference in first downs allowed and third down conversion defense, while finishing second in red zone defense, rushing defense and sacks.

Four Huskies (Elijah Qualls, Azeem Victor, Budda Baker and Sidney Jones) earned first-team All-Pac-12 following the 2016 season. Baker was a consensus All-America safety.

In 2015, his second on Montlake, Kwiatkowski took charge of the top defense in the Pac-12 Conference, despite having lost five starters to the NFL after the 2015 season. His unit led the Pac-12 in scoring defense (18.8 points per game) and total defense (351.8 yards per game) and was second in rushing defense (125.3 yards per game) and pass efficiency defense (115.9). The Huskies were also tops in the league in opponent first downs and red-zone defense.

In his first year as a Husky coach, Kwiatkowski helped lead a UW defense that featured three Associate Press first-team All-America selections in Hau'oli Kikaha, Danny Shelton and Shaq Thompson. Washington finished the season second in the nation in sacks, fifth in fumble recoveries, ninth in turnover margin and 26th in takeaways. Additionally, the UW led the NCAA-FBS with seven defensive touchdowns.

Kwiatkowski came to Washington from Boise State, where he'd completed his fourth season as the Broncos' defensive coordinator in 2013.

Kwiatkowski, a member of the Boise State Athletic Hall of Fame, spent 16 overall seasons as a member of the Broncos' coaching staff – eight since returning to coach at his alma mater in 2006. He was the defensive line coach prior to being elevated to defensive coordinator in 2010.

As Boise State's defensive coordinator, the Broncos led the Western Athletic and Mountain West Conferences in total defense and scoring defense in each of his first three seasons and were third and second, respectively, in 2013. Kwiatkowski's defenses have not only excelled within the conference, but have been ranked among the best nationally.

In his first three seasons of guiding the defense, the Broncos were one of seven teams to rank among the nation's top 25 in total defense. They were second nationally in 2010, 16th in 2011 and 12th in 2012. In that same span, opponents averaged just 297.1 yards per game, making the Broncos one of six teams to allow less than 300 yards per game.

Kwiatkowski-led defenses allowed 18.0 points per game in four seasons. The Broncos ranked second-nationally in scoring defense in 2010 (12.8 ppg), 12th in 2011 (18.7), eighth in 2012 (15.8) and 50th in 2013 (24.8).

In 2010, his debut season as defensive coordinator, the Broncos finished second-nationally in both total defense and scoring defense, allowing just 254.7 yards per game and 12.8 points per game. Boise State also led the nation in sacks (3.7), ranked second in the country in both tackles-for-loss (8.4) and pass efficiency defense (95.2), fourth-nationally in pass defense (150.9) and seventh-nationally in rushing defense (103.8) – leading the WAC in each category. Eight different student-athletes earned All-WAC recognition, five of which garnered first-team accolades.

In 2011, the Broncos' debut season in the Mountain West, Boise State ranked 12th-nationally in scoring defense (18.7), 16th-nationally in total defense (320.9) and 17th-nationally in rushing defense (110.0) – leading the league in each category. Following the 2011 season six members of the Broncos' defensive unit earned all-conference recognition, including each of Kwiatkowski's four starting defensive linemen.

In 2012, despite losing nine starters, Boise State ranked fifth-nationally in both pass defense (169.5) and pass efficiency defense (101.4), eighth-nationally in scoring defense (15.8), 11th-nationally in sacks (2.9) and 12th-nationally in total defense (315.6). The Broncos ranked fourth nationally forcing 36 turnovers and led the nation with 18 fumble recoveries.

They also picked off 18 passes to rank 12th nationally. The Broncos placed four of their defensive players on the All-MW First Team in 2012, a mark that led the league.

COACHING STAFF

The 2013 Broncos' squad ranked second in the conference in points allowed (24.8), second in interceptions (16), third in total defense (413.4), third in pass efficiency defense (129.7) and fourth in sacks (30). The Broncos placed two defensive player on the MW first team, including defensive end Demarcus Lawrence, who led the league in sacks per game (0.88) and was 10th nationally with 10.5 overall. He also led the conference in tackles for loss with 20.5 (1.71 per game) and ranked third nationally.

From 2006-09, Kwiatkowski's served as defensive line coach and helped elevate Boise State to a higher success at the national level.

In 2009 Boise State owned one of the nation's top defenses, ranking in the top 20 and leading the WAC in a number of categories. The Broncos ranked 13th-nationally in pass efficiency defense (103.42), 14th-nationally in both total defense (300.2) and scoring defense (17.1) and 19th-nationally in tackles for loss (19). The Broncos also led the conference in pass defense (179.9).

Nationally, the Broncos finished 2008 ranked No. 2 in pass defense, No. 3 in scoring defense (12.6) and No. 20 in total defense (308.2), and also led the WAC in pass efficiency defense (94.4).

In 2006 the Broncos were nationally-ranked in total defense (12th), scoring defense (25th), sacks (26th) and rushing defense (35th). Nationally in 2006, Boise State was eighth in rushing defense, 14th in total defense, 20th in scoring defense and 28th in sacks.

Prior to returning to Boise State, Kwiatkowski spent six seasons as Montana State's defensive coordinator. Under Kwiatkowski's direction, the Bobcats' defense allowed a league-best 332.2 yards per game in 2005 and led the Big Sky Conference in passing defense, allowing just 165.6 yards per game. The Bobcats gave up only 22.8 points per game to rank second in scoring defense. MSU also led the Big Sky in total defense three other times - in 2001 (358.0), in 2002 (306.8) and in 2003 (298.4).

Montana State qualified for the I-AA playoffs in 2002 and 2003, the team's first post-season appearances since 1984. The Bobcats also beat in-state rival Montana in three of Kwiatkowski's last four seasons at the school.


Kwiatkowski began his coaching career as an assistant at Boise State after an All-America and Hall-of-Fame playing career with the Broncos. He coached for eight seasons (1988-96) under three different head coaches in his first stint. He mentored defensive backs, outside linebackers and the defensive line during that time.

Following the 1996 season Kwiatkowski moved to Snow Junior College in Utah, where he was the co-defensive coordinator and line coach for one season. He then coached at Eastern Washington for two seasons.

Kwiatkowski was a standout defensive lineman for the Broncos from 1984-87 and earned four first-team All-America awards in 1987. He was also honorable mention Associated Press All-America in 1986. He was named the Big Sky Defensive Player of the Year in 1987, received first-team All-Big Sky honors in 1986 and 1987 and was named all-conference honorable mention as a sophomore in 1985.

Kwiatkowski was inducted into the Boise State Athletic Hall of Fame in 1996.

Kwiatkowski graduated from Boise State in 1990. He and his wife Lara have three daughters, Shelby, Riley and Olivia.



JIMMY LAKE **DEFENSIVE BACKS/ CO-DEFENSIVE COORDINATOR** **EASTERN WASH. '00** **FOURTH SEASON AT UW**

Jimmy Lake, who has overseen one of the nation's most successful defensive secondary units in his three years at Washington, returns for his fourth season in that role in 2017.

In December of 2015, Lake added the title of co-defensive coordinator to his job duties, a role he'll carry into the 2016 season.

In 2016, Lake helped coach a Husky defense that once again topped all Pac-12 defenses as the Dawgs went 12-2 and earned a trip to the College Football Playoff. The Dawgs led the conference in both total defense (316.9 yards per game, 12th in the nation) and scoring defense (17.7 points per game, eighth) in the nation, while also leading all FBS schools in turnover margin (1.29 per game) and takeaways (33). Washington was also first in the conference in first downs allowed and third down conversion defense, while finishing second in red zone defense, rushing defense and sacks.

The UW secondary helped the Dawgs lead the conference and finish eighth in the

country in interceptions. Budda Baker and Sidney Jones both earned first-team All-Pac-12 while Kevin King earned honorable mention. Baker was a consensus All-America pick while Jones was a scout.com first-team All-America and a second-team selection from the Football Writers and Sports Illustrated. Additionally, freshman safety Taylor Rapp was the Pac-12's defensive freshman of the year, the MVP of the Pac-12 Championship Game and a freshman All-America.

In 2015, the Husky defense led the Pac-12 in scoring defense, total defense and red-zone defense and finished second in both pass efficiency defense and rushing defense. Two Husky sophomores Baker and Jones, both earned first-team All-Pac-12. Jones led the conference in passes defended and was in the top five in interceptions, fumbles forced and fumbles recovered.

In his first season at the UW as a member of Chris Petersen's 2014 staff, Lake took on the challenge of coaching a secondary that frequently included three true freshmen and a true sophomore in the four starting spots. In the end, he helped safety Budda Baker earn freshman All-America honors while helping the UW to a No. 9 national ranking in turnover margin and a top-40 marking scoring defense.

Lake joined Petersen's staff from Boise State where he was in charge of the secondary and was the defensive pass game coordinator in 2012 and 2013.

In 2013, the Broncos ranked second in the Mountain West in points allowed (24.8) and interceptions (16), third in total defense (413.4) and pass efficiency defense (129.7) and fourth in sacks (30). They also tied for the conference low allowing just 17 touchdown passes.

Lake mentored sophomore cornerback Donte Deayon, who earned 2013 second-team All-Conference honors after finishing second in the league with six interceptions and fourth with 15 passes defended.

In his debut season with the Broncos in 2012, Lake led a secondary that was fifth nationally in both pass defense (169.5) and pass efficiency defense (101.4). The team also ranked eighth nationally in scoring defense (15.8) and 12th nationally in total defense (315.6). The Broncos also picked off 18 passes to tie for the 12th-most nationally.

Three of his four starting DBs earned All-Mountain West honors following the season, including first-team selection Jamar Taylor at cornerback. Cornerback Jerrell Gavins was named second-team all-league, and safety Jeremy Ioane was honorable mention.

Taylor went on to become the second-highest drafted cornerback in school history, taken in the second round of the 2013 NFL Draft - No. 54 overall - by the Miami Dolphins.

Before joining Boise State, Lake worked in the National Football League. He spent 2010-11 as defensive backs coach for the Tampa Bay Buccaneers and 2008 as DB coach for the Detroit Lions. He also served as the assistant defensive backs coach for Tampa Bay from 2006-07.

While with the Buccaneers, Lake's defensive backs finished seventh in the NFL in pass defense in 2012, a group that was anchored by five-time Pro Bowl selection Ronde Barber.

Prior to coaching in the professional ranks, Lake coached the secondary at Montana State in 2005. The Bobcats' defense finished the season ranked No. 1 in the Big Sky Conference, and his secondary allowed a conference-low 165.6 passing yards per game. Also on the Montana State staff in 2005 was UW defensive coordinator Pete Kwiatkowski.

Lake spent one season coaching defensive backs at Washington in 2004 under Keith Gilbertson. That Huskies' secondary helped the team rank first in the Pacific-10 Conference and 17th-nationally in pass defense.

From 2000-03, Lake coached the secondary at his alma mater Eastern Washington.

Lake was honorable mention All-Big Sky as a strong safety and was also an academic all-conference selection. He graduated with a business administration degree in 2000.

Lake and wife, Michele, have three children: Jimmy, Jr., Faith and Bronson.

MATT LUBICK
**WIDE RECEIVERS/
 CO-OFFENSIVE COORD.
 COLORADO STATE '95**
FIRST SEASON AT UW



Matt Lubick was named wide receivers coach and co-offensive coordinator at UW in February of 2017.

Lubick comes to Washington after having served as offensive coordinator at Oregon last season. A four-year starting defensive back at Western Montana, Lubick has spent most of his 22-year coaching career working with wide receivers.

Prior to taking over as the Ducks' offensive coordinator in 2016, Lubick was Oregon's wide receiver coach and passing game coordinator from 2013 through 2016. Before that, he spent three seasons (2010-12) as Duke's receivers coach and three seasons before that (2007-09) as defensive backs coach at Arizona State.

After completing his career at Western Montana, Lubick entered the coaching profession as a student assistant coach and academic supervisor, working for his father, Sonny Lubick, at Colorado State in 1995. From there, he spent a season as defensive backs coach at Cal State Northridge and then two as receivers coach at San Diego State (1997-98).

In 1999 and 2000, Lubick worked under Dennis Erickson on Oregon State's staff, coaching the secondary, before returning to Colorado State to coach wide receivers from 2001 through 2004. He spent two seasons at Ole Miss before Erickson hired him to work at Arizona State.

In 2012, while at Duke, Lubick was one of three finalists for the American Football Coaches Association (AFCA) Assistant Coach of the Year after having helped the Blue Devils reach a bowl game for the first time since 1994.

In his first season at Oregon in 2013, he helped Ducks receiver Josh Huff break a 43-year old school record for receiving yards while Oregon rolled up 7,345 yards of total offense, also a school record.

Born in Bozeman, Mont., when his father was working as an assistant coach at Montana State, Lubick earned NAIA All-America as a senior at Western Montana. He earned his bachelor's degree in exercise and sports science from Colorado State in 1995.

IKAIKA MALLOE
DEFENSIVE LINE
WASHINGTON '97
SECOND SEASON AT UW



Former Husky defensive standout Ikaika Malloe returned to Montlake as the UW's new defensive line coach, head coach Chris Petersen announced in Dec., 2015.

Malloe (pronounced like "Malloy"), who lettered at the UW from 1993 to 1996, joined the Husky staff after having spent the last two seasons in the same role at Utah State.

In his first season back on Montlake, Malloe helped coach a Husky defensive unit that once again topped all Pac-12 defenses as the Dawgs went 12-2 and earned a trip to the College Football Playoff. The Dawgs led the conference in both total defense (316.9 yards per game, 12th in the nation) and scoring defense (17.7 points per game, eighth) in the nation, while also leading all FBS schools in turnover margin (1.29 per game) and takeaways (33). Washington was also first in the conference in first downs allowed and third down conversion defense, while finishing second in red zone defense, rushing defense and sacks.

On the defensive line, Elijah Qualls earned first-team All-Pac-12 (as well as second-team All-America from FOX Sports), while Vita Vea was a second-teamer and Greg Gaines earned honorable mention.

A graduate of Kamehameha School in Hawai'i, Malloe came to the UW from his home in Waimanalo and went on to earn four varsity letters as a safety and outside linebacker. He started 11 games in 1995, when the Huskies won a share of the Pac-10 championship. Malloe led the UW in interceptions that season, with five.

In 1993, he won the Bob Jarvis Most Inspirational Walk-On Award after having won the Brian Stapp Defensive Scout of the Year Award in 1992.

Malloe returns to Seattle with 15 years of coaching experience, including three as a defensive coordinator and six as a special teams coordinator, under his belt.

In 2014, he helped the Aggies to a 10-4 overall record (second-most wins in school history) and a third straight bowl trip, a win over UTEP in the New Mexico Bowl. Three defensive linemen earned All-Mountain West honors (a first-teamer, a second-team and an honorable mention) in 2014. This past season, two Aggies d-linemen picked up All-MWC honorable mention.

The 2014 Aggie team featured a rugged defense that finished in the top 30 in the nation in 10 categories, including best in the MWC and No 12 in the nation in scoring defense at 19.7 points per game. USU also led the conference in rushing defense, sacks and tackles for loss.

Malloe went to Utah State after two seasons at Portland State, where we worked under former Husky teammate Nigel Burton as the Vikings' special teams coordinator and defensive tackles coach. In 2013, he coached a unit that held seven opponents under 100 rushing yards and posted 91 tackles for loss and 27 sacks while two players earned honorable mention All-Big Sky. In 2013, the Vikings also boasted All-America punter Kyle Loomis and led the FCS in net punting. PSU also blocked seven punts or kicks and was second in the nation in kickoff coverage. The 2012 PSU team held five Big Sky opponents to 86 rush yards or less and three of Malloe's players earned honorable mention all-conference.


From 2009-11, Malloe spent three seasons as the defensive coordinator at Yale, where he worked for former UW assistant coach Tom Williams. In 2008, he was special teams coordinator and defensive tackles coach at Hawai'i, helping guide the Warriors to a berth in the Sheraton Hawai'i Bowl. From 2004-07, he was d-line coach at Texas-El Paso, which made it to the 2005 GMAC Bowl.

Prior to UTEP, Malloe began his full-time coaching career as special teams coordinator and d-line coach at Western Illinois. The Leathernecks won the Gateway Conference title in 2002 and made the NCAA Division I-AA playoff quarterfinals twice.

Malloe began his career as a student assistant, program coordinator and, eventually, a graduate assistant, at UW. He earned his degree in sociology from the UW in 1997.

Malloe and his wife, Tara (a 1998 UW graduate), have a daughter, Taylor (18) and two sons, Jordan (16) and Isaiah (12).

JORDAN PAOPAO
TIGHT ENDS
SAN DIEGO '08
FOURTH SEASON AT UW



Jordan Paopao returns for his fifth season as the Huskies' tight ends coach in 2017. He was named to that position in January of 2013 after having served the previous two seasons as a graduate assistant at Washington, a role in which he also oversaw the tight ends.

Paopao has helped coach a Husky offense that broke numerous records in 2016, as the Huskies went 12-2, won the Pac-12 Conference and earned a spot in the College Football Playoff. The Huskies set school records for touchdowns (77) and points (585), smashing in the old marks in both cases. UW was first in the Pac-12 and eighth in the conference in scoring (41.8 points, 0.1 shy of the Huskies' 1991 school record). Two Husky tight ends, Darrell Daniels and Drew Sample, earned honorable mention All-Pac-12.

In his two years as a G.A., Paopao mentored, among others, UW tight end Austin Seferian-Jenkins, who has broken nearly every UW single-season and career-record for the position his two-year career. Seferian-Jenkins now holds the school mark for season (69) and career (110) receptions; season (850) and career (1,388) yards; and career (13) touchdowns by a tight end.

Paopao came to the UW from Stanford, where he served as a recruiting assistant under Jim Harbaugh, who coached him during his playing career at the University of San Diego. At USD, Paopao was a three-time, first-team All-Pioneer Football League selection and three-time Mid-Major All-American. He was a four-year starter at center and twice helped the Toreros to a pair of 11-1 seasons.

Between his time at Stanford and the UW, Paopao spent a season as recruiting coordinator, offensive line coach and run game coordinator at Azusa Pacific.

Paopao, who prepped at El Camino High in Oceanside, Calif., is the son of former UCLA football player Tony Paopao and the nephew of former standout BC Lions quarterback Joe Paopao. Jordan earned a bachelor's degree in accountancy from USD in 2008.

JONATHAN SMITH

**OFFENSIVE COORD./
QUARTERBACKS
OREGON STATE '01
FOURTH SEASON AT UW**



Jonathan Smith, who had posted some of the most prolific games in the history of Husky Stadium as an Oregon State quarterback, came to Seattle as the UW offensive coordinator and QBs coach for the 2014 season. He enters his fourth season in those roles in 2017.

Last year, Smith's offense and quarterback Jake Browning laid waste to the Husky record book as the UW scored 77 total touchdowns and 585 points, smashing the old school records (64 and 493) in both cases. The Huskies posted 41.8 points per game, tops in the Pac-12 and eighth in the nation and just one-tenth of a point shy of the 1991 school record.

Browning, who was named the Pac-12 Offensive Player of the Year and finished sixth in the Heisman Trophy voting (second-highest ever by a Husky), broke a total of 15 UW single-game, season and career records, most notably the school records for touchdown passes in a game (six, which he did twice) and season (43). Browning finished the year 243-for-391 for 43 TDs, nine interceptions and 3,430 yards. He led the conference in passing efficiency (167.5, also a school record), passing TDs and yards per completion.

In 2015, Smith coached Browning, the first true freshman ever to start a season-opener at Washington. Browning's progress during the season mirrored the Husky offense's as the UW averaged 513 yards of total offense and 26 first downs per game over its final four games. Browning passed for 2,955 yards, fifth-most ever at Washington, and also finished in the top 10 in UW history in completions, attempts, completion pct. and pass efficiency.

In his first season at Washington, Smith coordinated an offense that scored the fourth-most points in Washington history, while passing for the sixth-most yards ever at UW. Despite utilizing three different starting quarterbacks, the UW threw only six interceptions in total (ninth-fewest in the nation) and ranked No. 22 in the nation in completion percentage with a .638 team mark.

Smith, who threw for an OSU-record 469 yards vs. the Huskies' in an epic game as Beavers QB in 1998, came to Montlake with 12 prior years of coaching experience, including 10 as a quarterbacks coach.

The last two years prior to joining the UW staff, Smith worked on Petersen's staff at Boise State. In 2012, he helped coach first-year starting QB Joe Southwick to a completion percentage of .669, fifth-best in school history, as the Broncos finished 11-2 on the season.

In 2013, despite an injury that kept Southwick out for a significant portion of the season, Boise State quarterbacks completed 70.6 percent of their passes for 3,610 yards.

Prior to his move to Boise, Smith spent the 2010 and 2011 seasons as the offensive coordinator and quarterbacks coach at Montana, leading the Grizzlies to the NCAA Division I semifinals in 2011.

Montana ranked No. 16 in the nation in scoring offense in both of his two seasons there, averaging 31.7 points in 2010 and 33.9 in 2011. In his first year, the Griz also ranked 21st in total offense (420.4) and 28th in passing offense (233.6) and the 2011 squad ranked 17th in rushing offense (210.9).

From 2004 through 2009, Smith was quarterbacks coach at Idaho. In 2009, his last year with the Vandals, he helped Idaho to an average of 451.38 yards per game in total offense, ninth-best in the nation. The Vandals also ranked No. 12 in passing offense (286.7) and 20th in scoring (32.7). Quarterback Nathan Enderle finished the year ranked No. 5 in the NCAA in passing efficiency with a 157.28 mark.

Smith began his coaching career as a graduate assistant coach at his alma mater, Oregon State, in 2002 and 2003, working under Dennis Erickson the first year and Mike Riley the second.

As a junior in 2001, Smith led the Beavers to their best-ever season as OSU finished the season 11-1, tied for the Pac-10 championship along with Oregon and Washington. The Beavers beat Notre Dame, 41-7, in the Fiesta Bowl, a game in which Smith was named offensive MVP. The Beavers finished the season ranked No. 4 in the final AP poll.

Originally a walk-on, he set then-career records at Oregon State for passing yards (9,680), total offense (9,209) and touchdowns (55). His 3,053 passing yards and 20 TDs in 1999 were also good for school records.

Smith, a two-time captain for the Beavers, finished his career ranked No. 3 in Pac-10 history in both passing yards and total offense.

A three-year starting quarterback at Glendora (Calif.) High, Smith graduated from high school in 1997 and earned his bachelor's degree in liberal studies from Oregon State in Dec., 2001. He and his wife, Candice, have three children, Robert, Bella and Charles.

TERRENCE BROWN

**GRAD. ASSISTANT
STANFORD '13
THIRD SEASON AT UW**



Terrence Brown enters his third season with the UW football team in 2017. He joined the staff as a defensive graduate assistant prior to the start of the 2015 season.

Last year, 2016, Brown helped coach a defensive secondary that was among the best in the nation with consensus All-America safety Budda Baker, second-team All-America cornerback Sidney Jones, honorable mention All-Pac-12 corner Kevin King and Pac-12 Defensive Freshman of the Year, Taylor Rapp. The Husky defense led the Pac-12 and was No. 8 in the FBS in scoring defense and also led the Pac-12 in total defense. Washington was also the national leader in both turnover margin and takeaways and eight in interceptions.

In his first year with the Huskies, Brown helped coach the Pac-12's top defense, specifically working with Washington's highly-regarded secondary. The Dawgs led the Pac-12 in scoring defense (18.8 points per game) and total defense (351.8 yards per game), as well as opponent first downs and red-zone defense. Two members of the UW secondary – Budda Baker and Sidney Jones – earned first-team all-conference honors.

Brown is a graduate of Stanford University (2013; science, technology and society major), where he was a two-year starter for the Cardinal in 2011 and 2012. As a senior, he started all 14 games at cornerback, finishing fifth on the team with 65 total tackles as the Cardinal (12-2) won the Pac-12 championship and beat Wisconsin in the Rose Bowl. As a junior in 2011, he started nine games and played in all 13 as the Cardinal went 11-2 and earned a berth in the Fiesta Bowl. Brown played in six games in 2010 for a Stanford squad that went 12-1 and beat Virginia Tech in the Orange Bowl.

Following his college career, Brown signed a free-agent deal with the Cincinnati Bengals.

Brown graduated from Orange Lutheran in Southern California, earning first-team All-Trinity League and second-team All-CIF Southern Section while also running track.

KYLE JOLLY

**GRAD. ASSISTANT
NORTH CAROLINA '13
SECOND SEASON AT UW**



Kyle Jolly joined the Washington staff as an offensive graduate assistant following the end of the 2015 football season. He'll work with the Huskies' offensive line in for a second season in a row in 2017.

In 2016, Jolly helped coach an offensive line that featured first-team All-Pac-12 and second-team All-America left tackle Trey Adams, first-team All-Pac-12 guard Jake Eldrenkamp, as well as center Coleman Shelton, a second-team All-Pac-12 selection. Washington's offense was the No. 1 scoring offense in the Pac-12 and shattered the school record for points and touchdowns.

Jolly was a three-year starter at North Carolina, earning his degree in exercise and sport science in 2009. He spent the last three football seasons working with the Old Dominion football program in his native Virginia, spending three years as a graduate assistant working with tight ends and the o-line.


As an lineman at North Carolina, Jolly started 38 straight games (2007-2009) at left tackle, helping the Tar Heels to the Meineke Car Care Bowl in both 2008 and 2009. He was an honorable mention All-Atlantic Coast Conference selection in 2009.

Jolly signed a free-agent contract with the Pittsburgh Steelers in 2010, when he spent the entire season on the practice squad. He also spent time on the Falcons' practice squad in 2011 and played for the Steelers in the 2012 preseason.

Jolly attended Blessed Sacrament Huguenot in Powhatan, Va., earning private school all-state honors as a tight end and defensive tackle. He was thought to be the first football prospect from Powhatan County ever to earn a Division I scholarship.

TYLER OSBORNE

**GRAD. ASSISTANT
OREGON '16
FIRST SEASON AT UW**



Tyler Osborne joined the UW staff as a graduate assistant coach in January of 2017. He'll work mainly with the Husky wide receivers.

Osborne came to Seattle after having spent the last five years at Oregon. He was an undergraduate assistant coach for four years before serving as offensive analyst, focusing on quarterbacks, in 2016. As an undergrad, Osborne spent his first season directly under Chip

Kelly and assisted him in coaching the slot receivers. The next three seasons he assisted coaching the Ducks' quarterbacks. During that time, he helped coach Heisman Trophy winner Marcus Mariota, Vernon Adams and Justin Herbert.

During his time on the Oregon staff, the Ducks went to a CFP national championship game, a Rose Bowl, a Fiesta Bowl and two Alamo Bowls.

Osborne is the son of longtime college football coach Tom Osborne, a former Washington State wide receiver who spent 36 seasons coaching at WSU, Portland State, Boise State, Arizona State and Oregon. The elder Osborne was known mostly as the Ducks' tight ends and special teams coach for 16 seasons over two stretches.

Tyler attended Shelton High in Eugene, Ore., where he played football and baseball. A wide receiver, quarterback and defensive back on the football team, he helped Sheldon to the state title game in 2011.

Tyler earned a degree in finance and sports business from the University of Oregon in 2016. He's currently working on his master's degree in intercollegiate athletics leadership at the UW.

JODY OWENS

**GRAD. ASSISTANT
MONTANA STATE '12
FIRST SEASON AT UW**



Jody Owens joined the Washington coaching staff as a graduate assistant coach in April of 2017. He will work primarily with linebackers.

One of the top linebackers in Montana State football history, Owens comes to Seattle after having worked as a graduate assistant at Nevada during the 2016 season.

Prior to going to Reno, Owens served as an assistant coach at his alma mater, working with current UW

defensive quality control coach Kane Ioane. Owens helped coach linebackers at Montana State in 2015.

While a player in Bozeman, Owens was named the 2012 Big Sky Conference Defensive Player of the Year and was a two-time All-America. After redshirting in 2008, he was an honorable mention All-Big Sky selection as a freshman in 2009 and again in 2010, when the Bobcats won the conference championship.

As a junior, he was a unanimous first-team All-Big Sky honoree and earned second-team All-America. In 2012, as team captain, he was a consensus All-America, leading the Bobcats with 97 tackles, including 17 for a loss.

Owens began coaching as an assistant at Community High School in Nevada, Texas, in 2013, and then as a strength & conditioning and assistant football coach at L.D. Bell High in Hurst, Texas, in 2014.

A native of Mesquite, Texas, Owens earned his bachelor's degree in secondary education from MSU in 2012.

TIM SOCHA

**STRENGTH &
CONDITIONING
MINNESOTA '99
FOURTH SEASON AT UW**



Tim Socha came to Washington in December, 2013, as the Huskies' strength and conditioning coach under Coach Chris Petersen. In 2017, he'll serve in that same role for the fourth season at Washington.

Last year, Socha played a key role in the Huskies winning the Pac-12 and earning a berth in the College Football Playoff. For his efforts, he was named the FootballScoop.com National Strength Coach of the Year.

Socha came to Washington after eight seasons at Boise State as the Broncos' head strength and conditioning coach. He joined the Boise program prior to the 2006 season, just in time for the Broncos' 13-0 season that was capped with an historic win over Oklahoma in the Fiesta Bowl.


Before heading to Boise State, Socha spent two seasons as assistant director of strength and conditioning for football at Louisville. The Cardinals went to bowl games in each of his two seasons there, going 20-4 during his tenure.

Before going to Louisville, Socha worked as a strength coach at Wyoming for three seasons and as a graduate assistant at Auburn from 1999 to 2001.

A four-year letterman offensive lineman at Minnesota (1995-98), Socha earned a bachelor's degree in kinesiology with a minor in coaching in 1999. He also received a master's degree in exercise physiology from Auburn in 2001. After completing his college career with the Golden Gophers, Socha began his coaching career as a student assistant in the weight room following his senior season.

Socha, who attended Ashwaubenon High near Green Bay, Wis., and his wife Jessica are the parents of a daughter, Alexa, and a son, A.J.


QUALITY CONTROL STAFF



DERHAM CATO
OFFENSE
2ND SEASON AT UW



KANE IOANE
DEFENSE
1ST SEASON AT UW



JEFF CROSBY
SPECIAL TEAMS
1ST SEASON AT UW

WASHINGTON 2016 SEASON STATS

Team Statistics	WASH	OPP
SCORING	585	248
Points Per Game	41.8	17.7
Points Off Turnovers	112	31
FIRST DOWNS	316	246
Rushing	142	98
Passing	154	119
Penalty	20	29
RUSHING YARDAGE	2774	1875
Yards gained rushing	3065	2243
Yards lost rushing	291	368
Rushing Attempts	529	514
Average Per Rush	5.2	3.6
Average Per Game	198.1	133.9
TDs Rushing	24	16
PASSING YARDAGE	3623	2561
Comp-Att-Int	254-408-9	257-449-19
Average Per Pass	8.9	5.7
Average Per Catch	14.3	10.0
Average Per Game	258.8	182.9
TDs Passing	47	13
TOTAL OFFENSE	6397	4436
Total Plays	937	963
Average Per Play	6.8	4.6
Average Per Game	456.9	316.9
KICK RETURNS: #-Yards	31-650	58-1093
PUNT RETURNS: #-Yards	26-292	13-116
INT RETURNS: #-Yards	19-222	9-156
KICK RETURN AVERAGE	21.0	18.8
PUNT RETURN AVERAGE	11.2	8.9
INT RETURN AVERAGE	11.7	17.3
FUMBLES-LOST	13-6	28-14
PENALTIES-Yards	73-628	86-704
Average Per Game	44.9	50.3
PUNTS-Yards	55-2199	81-3434
Average Per Punt	40.0	42.4
Net punt average	36.1	37.8
KICKOFFS-Yards	105-6233	52-2996
Average Per Kick	59.4	57.6
Net kick average	39.4	36.9
TIME OF POSSESSION/Game	31:03	28:57
3RD-DOWN Conversions	75/170	63/206
3rd-Down Pct	44%	31%
4TH-DOWN Conversions	5/10	18/37
4th-Down Pct	50%	49%
SACKS BY-Yards	40-238	26-141
MISC YARDS	0	20
TOUCHDOWNS SCORED	77	30
FIELD GOALS-ATTEMPTS	16-20	12-14
ON-SIDE KICKS	0-0	0-3
RED-ZONE SCORES	(54-58) 93%	(33-43) 77%
RED-ZONE TOUCHDOWNS	(43-58) 74%	(24-43) 56%
PAT-ATTEMPTS	(75-77) 97%	(28-28) 100%
ATTENDANCE	452123	236919
Games/Avg Per Game	7/64589	5/47384
Neutral Site Games		2/61557

Score by Quarters	1st	2nd	3rd	4th	OT	Total
Washington	176	159	131	112	7	585
Opponents	40	65	60	83	0	248

WASHINGTON 2016 SEASON STATS

Rushing	gp	att	gain	loss	net	avg	td	lg	avg/g
Gaskin, Myles	14	237	1407	34	1373	5.8	10	68	98.1
Coleman, Lavon	14	114	873	21	852	7.5	7	55	60.9
Dotson, Jomon	14	57	274	14	260	4.6	1	37	18.6
McClatcher, C.	13	18	137	6	131	7.3	1	24	10.1
Ross, John	14	8	114	12	102	12.8	1	32	7.3
Browning, Jake	14	65	209	164	45	0.7	4	19	3.2
Baccellia, A.	14	2	16	0	16	8.0	0	9	1.1
McDaniel, Gavin	1	3	15	0	15	5.0	0	6	15.0
Kinne, Ralph	2	3	5	0	5	1.7	0	5	2.5
Carta-Samuels	9	4	11	7	4	1.0	0	7	0.4
Fuller, Aaron	14	2	4	0	4	2.0	0	3	0.3
Baker, Budda	14	1	0	1	-1	-1.0	0	0	-0.1
Team	8	15	0	32	-32	-2.1	0	0	-4.0
Total	14	529	3065	291	2774	5.2	24	68	198.1
Opponents	14	514	2243	368	1875	3.6	16	79	133.9

Passing	gp	effic	comp-att-int	pct	yds	td	lg	avg/g
Browning, Jake	14	167.52	243-391-9	62.1	3430	43	75	245.0
Carta-Samuels	9	212.58	9-13-0	69.2	104	3	27	11.6
Pettis, Dante	14	319.40	2-4-0	50.0	89	1	50	6.4
Total	14	170.45	254-408-9	62.3	3623	47	75	258.8
Opponents	14	106.24	257-449-19	57.2	2561	13	61	182.9

Receiving	gp	no.	yds	avg	td	lg	avg/g
Ross, John	14	81	1150	14.2	17	70	82.1
Pettis, Dante	14	53	822	15.5	15	61	58.7
McClatcher, C.	13	31	574	18.5	5	75	44.2
Gaskin, Myles	14	19	137	7.2	1	24	9.8
Daniels, Darrell	14	17	307	18.1	3	50	21.9
Fuller, Aaron	14	16	184	11.5	2	23	13.1
Sample, Drew	14	9	106	11.8	0	32	7.6
Baccellia, A.	14	7	98	14.0	1	36	7.0
Pounds, Quinten	14	6	86	14.3	1	26	6.1
Coleman, Lavon	14	5	31	6.2	0	12	2.2
Dissly, Will	14	4	47	11.8	1	27	3.4
Dotson, Jomon	14	3	67	22.3	1	44	4.8
Gardner, John	5	1	12	12.0	0	12	2.4
Ajamu, David	13	1	4	4.0	0	4	0.3
Lindquist, Jeff	14	1	-2	-2.0	0	0	-0.1
Total	14	254	3623	14.3	47	75	258.8
Opponents	14	257	2561	10.0	13	61	182.9

Punt Returns	no.	yds	avg	td	lg
Pettis, Dante	25	287	11.5	2	68
Fuller, Aaron	1	5	5.0	0	5
Total	26	292	11.2	2	68
Opponents	13	116	8.9	0	64

Interceptions	no.	yds	avg	td	lg
Rapp, Taylor	4	58	14.5	1	35
Jones, Sidney	3	0	0.0	0	0
King, Kevin	2	0	0.0	0	0
Baker, Budda	2	18	9.0	0	15
Burr-Kirven, Ben	1	27	27.0	0	27
Beaver, Brandon	1	46	46.0	0	46
O'Brien, Connor	1	46	46.0	1	46
Beavers, DJ	1	0	0.0	0	0
Miller, Jordan	1	0	0.0	0	0
Joyner, Austin	1	0	0.0	0	0
Gardenhire, D.	1	27	27.0	0	27
Turner, Ezekiel	1	0	0.0	0	0
Total	19	222	11.7	2	46
Opponents	9	156	17.3	1	59

Kick Returns	no.	yds	avg	td	lg
Ross, John	17	411	24.2	1	92
Joyner, Austin	8	98	12.2	0	24
Wellington, B.	2	57	28.5	0	32
Pounds, Quinten	1	33	33.0	0	33
Bierria, K.	1	45	45.0	1	45
Dotson, Jomon	1	6	6.0	0	6
Schuh, Hayden	1	0	0.0	0	0
Total	31	650	21.0	2	92
Opponents	58	1093	18.8	0	57

Fumble Returns	no.	yds	avg	td	lg
Victor, Azeem	1	1	1.0	0	1
Total	1	1	1.0	0	1
Opponents	1	10	10.0	0	10

WASHINGTON 2016 SEASON STATS

Scoring	td	fg	PAT				dxd	saf	pts
			kick	rush	rcv	pass			
Van Winkle, C.	-	16-20	75-76	-	-	-	-	123	
Ross, John	19	-	-	-	-	-	-	114	
Pettis, Dante	17	-	-	-	-	-	-	102	
Gaskin, Myles	11	-	-	-	-	-	-	66	
Coleman, Lavon	7	-	-	-	-	-	-	42	
McClatcher, C.	6	-	-	-	-	-	-	36	
Browning, Jake	4	-	-	-	-	-	-	24	
Daniels, Darrell	3	-	-	-	-	-	-	18	
Fuller, Aaron	2	-	-	-	-	-	-	12	
Dotson, Jomon	2	-	-	-	-	-	-	12	
O'Brien, Connor	1	-	-	-	-	-	-	6	
Pounds, Quinten	1	-	-	-	-	-	-	6	
Bierria, K.	1	-	-	-	-	-	-	6	
Baccellia, A.	1	-	-	-	-	-	-	6	
Rapp, Taylor	1	-	-	-	-	-	-	6	
Dissly, Will	1	-	-	-	-	-	-	6	
Team	-	-	0-1	-	-	-	-	0	
Total	77	16-20	75-77	-	-	-	-	585	
Opponents	30	12-14	28-28	-	1	1-2	-	248	

Total Offense	g	plays	rush	pass	total	avg/g
Browning, Jake	14	456	45	3430	3475	248.2
Gaskin, Myles	14	237	1373	0	1373	98.1
Coleman, Lavon	14	114	852	0	852	60.9
Dotson, Jomon	14	57	260	0	260	18.6
McClatcher, C.	13	18	131	0	131	10.1
Carta-Samuels	9	17	4	104	108	12.0
Ross, John	14	8	102	0	102	7.3
Pettis, Dante	14	4	0	89	89	6.4
Baccellia, A.	14	2	16	0	16	1.1
McDaniel, Gavin	1	3	15	0	15	15.0
Kinne, Ralph	2	3	5	0	5	2.5
Fuller, Aaron	14	2	4	0	4	0.3
Baker, Budda	14	1	-1	0	-1	-0.1
Team	8	15	-32	0	-32	-4.0
Total	14	937	2774	3623	6397	456.9
Opponents	14	963	1875	2561	4436	316.9

Field Goals	fg	pct.	01-19	20-29	30-39	40-49	50-99	lg	blk
Van Winkle, C.	16-20	80.0	1-1	6-6	4-5	5-8	0-0	45	1

FG Sequence	Washington	Opponents
Rutgers	(45),47,(42)	(38),(23)
Idaho	(34)	43
Portland State	-	(26)
Arizona	45,40	-
Stanford	(18)	-
Oregon	-	-
Oregon State	(25),(25)	(29),50
Utah	(41)	(29)
California	(36)	(43),(30)
USC	(43),(39),38	(38)
Arizona State	(30),(22),(24)	(50)
Washington State	(41)	(37)
Colorado	(24),(20)	(24)
Alabama	-	(41)

Punting	no.	yds	avg	lg	tb	fc	i20	50+	blk
Vizcaino, T.	51	2077	40.7	65	5	8	15	6	1
Browning, Jake	3	122	40.7	50	0	0	3	1	0
Team	1	0	0.0	0	0	0	0	0	0
Total	55	2199	40.0	65	5	8	18	7	1
Opponents	81	3434	42.4	68	4	33	27	16	0

Kickoffs	no.	yds	avg	tb	ob	retn	net	ydln
Vizcaino, T.	103	6107	59.3	39	4			
Van Winkle, C.	2	126	63.0	1	0			
Total	105	6233	59.4	40	4	18.8	39.4	25
Opponents	52	2996	57.6	17	4	21.0	36.9	28

Numbers in (parentheses) indicate field goal was made.

WASHINGTON 2016 SEASON STATS

#	Defensive Leaders	gp	Tackles				Sacks no-yds	Pass defense			Fumbles		blkd	
			ua	a	tot	tfl/yds		int-yds	brup	qbh	rcv-yds	ff	kick	saf
32	Baker, Budda	14	49	22	71	10.0-43	3.0-29	2-18	6	1	.	1	.	.
7	Bierria, K.	14	42	28	70	5.0-25	2.0-17	.	2	1	5-0	2	.	.
36	Victor, Azeem	10	45	22	67	3.0-3	.	.	1	.	1-1	1	.	.
14	McIntosh, Jojo	13	40	27	67	2.5-7	.	.	2	.	.	2	.	.
2A	Rapp, Taylor	14	29	24	53	0.5-1	.	4-58	2	.	.	1	.	.
25	Burr-Kirven, Ben	14	25	19	44	1.0-4	.	1-27	1	1
20	King, Kevin	14	26	18	44	3.5-10	.	2-0	13
28	Wooching, Psalm	14	24	18	42	7.0-38	6.0-37	.	1	2	1-0	2	.	.
1E	Beavers, DJ	12	18	22	40	0.5-0	.	1-0	1	.	1-0	1	.	.
26	Jones, Sidney	14	27	12	39	2.5-5	.	3-0	6	.	.	2	.	.
50	Ve, Vita	14	22	17	39	6.5-33	5.0-31	.	2	2	.	1	.	.
11	Qualls, Elijah	14	18	20	38	5.0-28	3.0-26	.	.	3
99	Gaines, Greg	14	21	14	35	8.0-29	3.5-19
29	O'Brien, Connor	12	24	11	35	6.5-22	3.0-12	1-46	.	1
17	Bartlett, Tevis	12	19	7	26	9.0-32	4.0-20	.	.	.	1-0	1	.	.
5	Mathis, Joe	7	14	11	25	7.5-29	5.0-25	.	1
24	Turner, Ezekiel	13	18	5	23	2.5-7	0.5-4	1-0	.	.	.	1	.	.
0I	Beaver, Brandon	13	17	3	20	1.0-1	1.0-1	1-46	.	.	.	1	.	.
0H	Potoa'e, Benning	13	14	5	19	2.0-6	.	.	.	2	.	2	.	.
66	Turpin, Damion	14	11	5	16	2.0-7	1.0-6	.	.	1
0C	Gardenhire, D.	11	10	3	13	1.5-3	1.0-1	1-27	2	1	1-0	1	.	.
92	Johnson, Jaylen	11	7	5	12	2.5-12	1.0-9
4	Joyner, Austin	12	7	3	10	.	.	1-0
53	Wambaugh, Jake	7	2	6	8
22	Coleman, Lavon	14	4	3	7	2-0	.	.	.
23	Miller, Jordan	14	6	1	7	.	.	1-0	1	.	1-0	.	.	.
27	Walker, Trevor	13	3	4	7	1	.	.
13	Wellington, B.	14	6	1	7
38	Schuh, Hayden	12	4	2	6
3A	Bryant, Myles	11	3	2	5	.	.	.	1
96	Bowman, Shane	14	2	2	4
54	Preston, Matt	8	3	1	4
98	Dissly, Will	14	1	1	2
19	Baccellia, A.	14	.	2	2	0.5-1
6	McClatcher, C.	13	2	.	2
91	McCoy, Ricky	2	.	2	2
37	Sterk, Bryce	2	2	.	2	1-0	.	.	.
57	Clark, John	6	1	.	1	1
12	Fuller, Aaron	14	1	.	1
58	McGary, Kaleb	14	1	.	1
67	Kneip, Michael	13	1	.	1
30	Manu, Kyler	3	.	1	1
72	Adams, Trey	14	1	.	1
1I	Lewis, Brandon	5	1	.	1
56	Pulu, Jared	6	1	.	1
10	Dotson, Jomon	14	.	1	1
21	Pounds, Quinten	14	1	.	1
79	Shelton, C.	14	1	.	1
Total		14	574	350	924	90-346	40-238	19-222	42	16	14-1	20	.	.
Opponents		14	514	342	856	67-256	26-141	9-156	43	4	6-10	8	3	1

WASHINGTON 2016 SEASON STATS

TEAM STATISTICS

Date	Opponent	Rushing				Receiving				Passing				Kick Returns				Punt Returns				tot off
		no.	yds	td	lg	no.	yds	td	lg	cmp-att-int	yds	td	lg	no.	yds	td	lg	no.	yds	td	lg	
09/03/16	RUTGERS	30	91	0	18	20	289	4	50	20-29-1	289	4	50	3	129	1	92	3	85	1	68	380
09/10/16	IDAHO	30	126	1	25	27	356	6	35	27-33-0	356	6	35	2	65	0	33	2	7	0	5	482
09/17/16	PORTLAND STATE	35	213	1	37	14	194	5	43	14-22-0	194	5	43	1	10	0	10	0	0	0	0	407
09/24/16	at Arizona	51	352	3	55	14	160	2	37	14-21-1	160	2	37	3	50	0	28	1	1	0	1	512
09/30/16	STANFORD	41	214	3	25	15	210	3	35	15-21-0	210	3	35	2	45	0	23	3	36	0	19	424
10/08/16	at Oregon	45	378	4	68	22	304	6	44	22-28-0	304	6	44	0	0	0	0	2	6	0	4	682
10/22/16	OREGON STATE	39	219	2	26	15	300	3	51	15-31-0	300	3	51	4	39	0	24	0	0	0	0	519
10/29/16	at Utah	36	199	1	26	12	186	2	38	12-20-1	186	2	38	1	5	0	5	4	60	1	58	385
11/05/16	at California	44	287	2	49	20	417	7	67	20-29-0	417	7	67	4	65	0	24	4	35	0	19	704
11/12/16	USC	27	17	0	11	17	259	1	70	17-37-2	259	1	70	3	72	0	30	0	0	0	0	276
11/19/16	ARIZONA STATE	33	201	2	45	27	338	2	75	27-44-2	338	2	75	1	45	1	45	3	23	0	15	539
11/25/16	at Washington State	35	168	3	31	22	342	3	61	22-31-0	342	3	61	2	35	0	24	1	16	0	16	510
12/02/16	vs Colorado	54	265	2	26	9	118	2	24	9-24-0	118	2	24	2	43	0	26	1	18	0	18	383
12/31/16	vs Alabama	29	44	0	16	20	150	1	20	20-38-2	150	1	20	3	47	0	18	2	5	0	6	194
Washington		529	2774	24	68	254	3623	47	75	254-408-9	3623	47	75	31	650	2	92	26	292	2	68	6397
		514	1875	16	79	257	2561	13	61	257-449-19	2561	13	61	58	1093	0	57	13	116	0	64	4436

Games: 14 • Avg/rush: 5.2 • Avg/catch: 14.3 • Pass effic: 170.45 • KR avg: 21.0 • PR avg: 11.2 • All purpose avg/game: 540.1 • Total offense avg/gm: 456.9

Date	Opponent	Tackles				Sacks no-yds	Fumble		Pass Defense			blkd kick	PAT Attempts			off		
		ua	a	total	tfl-yds		ff	fr-yds	int-yds	qbh	brup		kick	rush	rcv	saf	t/o	pts
09/03/16	RUTGERS	56	34	90	6.0-38	3.0-25	2	2-0	1-46	0	2	0	6-6	0	0	0	10	48
09/10/16	IDAHO	52	20	72	9.0-33	4.0-24	2	2-1	1-46	0	2	0	8-8	0	0	0	14	59
09/17/16	PORTLAND STATE	37	26	63	11.0-39	4.0-22	2	3-0	1-0	0	2	0	5-6	0	0	0	14	41
09/24/16	at Arizona	53	10	63	4.0-7	2.0-4	2	2-0	1-0	0	1	0	5-5	0	0	0	0	35
09/30/16	STANFORD	43	22	65	10.0-52	8.0-47	2	2-0	0-0	0	2	0	5-6	0	0	0	7	44
10/08/16	at Oregon	52	22	74	6.0-16	3.0-12	4	1-0	1-15	2	1	0	10-10	0	0	0	14	70
10/22/16	OREGON STATE	26	20	46	4.0-17	1.0-7	0	0-0	2-27	0	2	0	5-5	0	0	0	3	41
10/29/16	at Utah	44	30	74	3.0-11	1.0-8	1	0-0	0-0	0	7	0	4-4	0	0	0	0	31
11/05/16	at California	34	30	64	2.0-11	1.0-9	0	0-0	3-27	6	9	0	9-9	0	0	0	17	66
11/12/16	USC	44	14	58	5.0-13	1.0-4	0	0-0	2-0	0	2	0	1-1	0	0	0	3	13
11/19/16	ARIZONA STATE	37	20	57	8.0-37	6.0-35	1	1-0	1-0	0	4	0	5-5	0	0	0	10	44
11/25/16	at Washington State	41	18	59	6.0-21	2.0-15	1	1-0	3-3	2	2	0	6-6	0	0	0	7	45
12/02/16	vs Colorado	20	40	60	7.0-16	1.0-5	2	0-0	3-58	6	5	0	5-5	0	0	0	13	41
12/31/16	vs Alabama	35	44	79	9.0-35	3.0-20	1	0-0	0-0	0	1	0	1-1	0	0	0	0	7
Washington		574	350	924	90.0-346	39.0-237	20	14-1	19-222	16	42	0	75-77	0	0	0	112	585
		514	342	856	67.0-256	26.0-141	8	6-10	9-156	4	43	3	28-28	0	1	1	31	248

Date	Opponent	Punting								Field Goals			Kickoffs					
		no.	yds	avg	long	blkd	tb	fc	50+	i20	md-att	long	blkd	no.	yds	avg	tb	ob
09/03/16	RUTGERS	4	137	34.2	38	0	0	3	0	1	2-3	45	0	8	513	64.1	5	0
09/10/16	IDAHO	3	131	43.7	50	0	1	1	1	1	1-1	34	0	10	639	63.9	6	0
09/17/16	PORTLAND STATE	3	112	37.3	46	0	1	0	0	1	0-0	0	0	7	416	59.4	4	0
09/24/16	at Arizona	3	121	40.3	47	0	0	1	0	1	0-2	0	0	5	323	64.6	4	0
09/30/16	STANFORD	2	81	40.5	46	0	1	0	0	0	1-1	18	0	8	455	56.9	1	0
10/08/16	at Oregon	5	225	45.0	56	0	1	1	1	0	0-0	0	0	11	600	54.5	2	1
10/22/16	OREGON STATE	4	120	30.0	48	1	0	0	0	1	2-2	25	0	7	447	63.9	4	1
10/29/16	at Utah	4	171	42.8	46	0	0	0	0	2	1-1	41	0	6	385	64.2	4	0
11/05/16	at California	4	130	32.5	43	0	0	0	0	1	1-1	36	0	11	524	47.6	0	0
11/12/16	USC	4	138	34.5	42	0	0	1	0	2	2-3	43	1	5	260	52.0	1	0
11/19/16	ARIZONA STATE	2	77	38.5	39	0	0	0	0	1	3-3	30	0	9	567	63.0	5	0
11/25/16	at Washington State	3	130	43.3	48	0	1	0	0	1	1-1	41	0	8	482	60.2	1	1
12/02/16	vs Colorado	5	203	40.6	62	0	0	0	1	4	2-2	24	0	8	494	61.8	3	1
12/31/16	vs Alabama	9	423	47.0	65	0	0	1	4	2	0-0	0	0	2	128	64.0	0	0
Washington		55	2199	40.0	65	1	5	8	7	18	16-20	45	1	105	6233	59.4	40	4
		81	3434	42.4	68	0	4	33	16	27	12-14	50	0	52	2996	57.6	17	4

WASHINGTON 2016 SEASON STATS

OPPONENT STATISTICS

Date	Opponent	Rushing				Receiving				Passing				Kick Returns				Punt Returns				tot off
		no.	yds	td	lg	no.	yds	td	lg	cmp-att-int	yds	td	lg	no.	yds	td	lg	no.	yds	td	lg	
09/03/16	RUTGERS	48	136	1	19	24	168	0	29	24-40-1	168	0	29	3	76	0	32	0	0	0	0	304
09/10/16	IDAHO	38	104	1	10	23	218	1	45	23-38-1	218	1	45	4	73	0	25	0	0	0	0	322
09/17/16	PORTLAND STATE	42	34	0	12	11	148	0	30	11-17-1	148	0	30	3	37	0	18	0	0	0	0	182
09/24/16	at Arizona	43	308	3	79	19	167	1	54	19-31-1	167	1	54	1	4	0	3	2	-10	0	0	475
09/30/16	STANFORD	30	29	0	14	18	184	1	25	18-27-0	184	1	25	7	158	0	57	1	3	0	0	213
10/08/16	at Oregon	43	230	1	35	21	179	2	27	21-34-1	179	2	27	7	90	0	22	1	6	0	6	409
10/22/16	OREGON STATE	30	177	2	75	12	148	0	35	12-27-2	148	0	35	2	46	0	24	1	10	0	0	325
10/29/16	at Utah	47	213	1	18	14	163	2	30	14-33-0	163	2	30	2	42	0	34	1	0	0	0	376
11/05/16	at California	27	100	2	11	23	262	1	61	23-47-3	262	1	61	9	125	0	29	2	36	0	29	362
11/12/16	USC	36	113	1	12	23	287	2	27	23-33-2	287	2	27	4	66	0	23	0	0	0	0	400
11/19/16	ARIZONA STATE	27	15	0	8	21	230	2	37	21-33-1	230	2	37	4	65	0	21	1	1	0	2	245
11/25/16	at Washington State	24	65	1	13	33	269	1	34	33-50-3	269	1	34	6	123	0	41	2	64	0	64	334
12/02/16	vs Colorado	29	82	1	25	8	81	0	21	8-25-3	81	0	21	4	143	0	48	1	3	0	3	163
12/31/16	vs Alabama	50	269	2	68	7	57	0	16	7-14-0	57	0	16	2	45	0	25	1	3	0	3	326
Opponents		514	1875	16	79	257	2561	13	61	257-449-19	2561	13	61	58	1093	0	57	13	116	0	64	4436
		529	2774	24	68	254	3623	47	75	254-408-9	3623	47	75	31	650	2	92	26	292	2	68	6397

Games: 14 • Avg/rush: 3.6 • Avg/catch: 10.0 • Pass effic: 106.24 • KR avg: 18.8 • PR avg: 8.9 • All purpose avg/game: 414.4 • Total offense avg/gm: 316.9

Date	Opponent	Tackles				Sacks		Fumble		Pass Defense			blkd	PAT Attempts			off		
		ua	a	total	tfl-yds	no-yds	ff	fr-yds	int-yds	qbh	brup	kick	kick	rush	rcv	saf	t/o	pts	
09/03/1	RUTGERS	37	20	57	6.0-19	2.0-9	0	0-0	1-0	0	3	0	1-1	0	0	0	0	0	13
09/10/1	IDAHO	37	28	65	4.0-18	2.0-10	1	1-0	0-0	0	3	0	2-2	0	0	0	0	0	14
09/17/1	PORTLAND STATE	29	24	53	2.0-8	1.0-5	2	1-0	0-0	0	1	0	0-0	0	0	0	0	3	
09/24/1	at Arizona	54	8	62	6.0-27	4.0-20	1	0-0	1-0	0	3	0	4-4	0	0	0	0	28	
09/30/1	STANFORD	43	18	61	1.0-1	0.0-0	0	0-0	0-0	0	2	1	0-0	0	0	0	0	6	
10/08/1	at Oregon	38	22	60	8.0-22	2.0-6	0	0-0	0-0	0	4	0	3-3	0	0	0	0	21	
10/22/1	OREGON STATE	38	20	58	2.0-6	1.0-1	1	1-0	0-0	0	2	1	2-2	0	0	0	0	17	
10/29/1	at Utah	35	18	53	7.0-13	2.0-5	0	0-0	1-30	0	2	0	3-3	0	0	0	7	24	
11/05/1	at California	36	40	76	6.0-18	2.0-12	1	1-0	0-0	0	2	0	3-3	0	0	0	0	27	
11/12/1	USC	27	22	49	6.0-32	3.0-18	0	0-0	2-0	0	6	1	3-3	0	0	1	7	26	
11/19/1	ARIZONA STATE	40	18	58	4.0-11	0.0-0	0	0-0	2-72	0	5	0	1-1	0	1	0	0	18	
11/25/1	at Washington State	38	14	52	2.0-7	0.0-0	1	1-0	0-0	1	3	0	2-2	0	0	0	7	17	
12/02/1	vs Colorado	29	56	85	6.0-26	2.0-17	0	0-0	0-0	3	6	0	1-1	0	0	0	0	10	
12/31/1	vs Alabama	33	34	67	7.0-48	5.0-38	1	1-10	2-54	0	1	0	3-3	0	0	0	10	24	
Opponents		514	342	856	67.0-256	26.0-141	8	6-10	9-156	4	43	3	28-28	0	1	1	31	248	
		574	350	924	90.0-346	39.0-237	20	14-1	19-222	16	42	0	75-77	0	0	0	112	585	

Date	Opponent	Punting										Field Goals			Kickoffs				
		no.	yds	avg	long	blkd	tb	fc	50+	i20	md-att	long	blkd	no.	yds	avg	tb	ob	
09/03/1	RUTGERS	8	310	38.8	53	0	0	3	1	3	2-2	38	0	4	185	46.2	0	0	
09/10/1	IDAHO	5	237	47.4	60	0	0	2	2	2	0-1	0	0	3	156	52.0	0	1	
09/17/1	PORTLAND STATE	6	219	36.5	62	0	0	1	1	1	1-1	26	0	2	78	39.0	0	0	
09/24/1	at Arizona	3	155	51.7	65	0	0	1	1	2	0-0	0	0	5	274	54.8	2	0	
09/30/1	STANFORD	5	205	41.0	54	0	1	0	1	0	0-0	0	0	2	128	64.0	0	0	
10/08/1	at Oregon	7	271	38.7	46	0	0	5	0	0	0-0	0	0	4	260	65.0	4	0	
10/22/1	OREGON STATE	5	203	40.6	42	0	0	4	0	2	1-2	29	0	3	153	51.0	0	0	
10/29/1	at Utah	6	322	53.7	60	0	0	1	5	4	1-1	29	0	4	232	58.0	2	1	
11/05/1	at California	7	348	49.7	60	0	0	2	3	4	2-2	43	0	6	352	58.7	2	0	
11/12/1	USC	4	127	31.8	35	0	0	2	0	1	1-1	38	0	5	325	65.0	2	0	
11/19/1	ARIZONA STATE	8	329	41.1	48	0	0	5	0	3	1-1	50	0	2	130	65.0	2	0	
11/25/1	at Washington State	2	109	54.5	68	0	0	1	1	1	1-1	37	0	4	224	56.0	1	1	
12/02/1	vs Colorado	7	232	33.1	44	0	0	4	0	1	1-1	24	0	3	174	58.0	0	1	
12/31/1	vs Alabama	8	367	45.9	55	0	3	2	1	3	1-1	41	0	5	325	65.0	2	0	
Opponents		81	3434	42.4	68	0	4	33	16	27	12-14	50	0	52	2996	57.6	17	4	
		55	2199	40.0	65	1	5	8	7	18	16-20	45	1	105	6233	59.4	40	4	

2016 Washington Huskies Football Washington Team Game-by-Game Comparison (as of Jan 24, 2017) All games

Opponent	Score	First Downs			Rushing		Passing		Total Offense Plays-Yards	Return Yards	Turn- Overs
		Total	Rush	Pass	Pen	Number-Yards	Comp-Att-Int	Yards			
RUTGERS	48-13	17 / 21	5 / 9	11 / 9	1 / 3	30-91 / 48-136	20-29-1 / 24-40-1	289 / 168	59-380 / 88-304	260 / 76	1 / 3
IDAHO	59-14	27 / 17	6 / 8	20 / 9	1 / 0	30-126 / 38-104	27-33-0 / 23-38-1	356 / 218	63-482 / 76-322	119 / 73	1 / 3
PORTLAND STATE	41-3	20 / 13	11 / 5	8 / 6	1 / 2	35-213 / 42-34	14-22-0 / 11-17-1	194 / 148	57-407 / 59-182	10 / 37	1 / 4
Arizona	35-28	24 / 23	16 / 12	7 / 8	1 / 3	51-352 / 43-308	14-21-1 / 19-31-1	160 / 167	72-512 / 74-475	51 / -6	1 / 3
STANFORD	44-6	22 / 14	10 / 2	9 / 9	3 / 3	41-214 / 30-29	15-21-0 / 18-27-0	210 / 184	62-424 / 57-213	81 / 161	0 / 2
Oregon	70-21	30 / 22	14 / 11	13 / 9	3 / 2	45-378 / 43-230	22-28-0 / 21-34-1	304 / 179	73-682 / 77-409	21 / 96	0 / 2
OREGON STATE	41-17	26 / 15	12 / 6	13 / 8	1 / 1	39-219 / 30-177	15-31-0 / 12-27-2	300 / 148	70-519 / 57-325	66 / 56	1 / 2
Utah	31-24	22 / 25	9 / 13	12 / 8	1 / 4	36-199 / 47-213	12-20-1 / 14-33-0	186 / 163	56-385 / 80-376	65 / 72	1 / 0
California	66-27	31 / 18	13 / 6	13 / 10	5 / 2	44-287 / 27-100	20-29-0 / 23-47-3	417 / 262	73-704 / 74-362	127 / 161	1 / 3
USC	13-26	13 / 21	4 / 5	9 / 14	0 / 2	27-17 / 36-113	17-37-2 / 23-33-2	259 / 287	64-276 / 69-400	72 / 66	2 / 2
ARIZONA STATE	44-18	26 / 14	11 / 1	14 / 10	1 / 3	33-201 / 27-15	27-44-2 / 21-33-1	338 / 230	77-539 / 60-245	68 / 138	2 / 2
Washington State	45-17	22 / 18	8 / 3	13 / 13	1 / 2	35-168 / 24-65	22-31-0 / 33-50-3	342 / 269	66-510 / 74-334	54 / 187	1 / 4
Colorado	41-10	22 / 9	17 / 4	4 / 3	1 / 2	54-265 / 29-82	9-24-0 / 8-25-3	118 / 81	78-383 / 54-163	119 / 146	0 / 3
Alabama	7-24	14 / 16	6 / 13	8 / 3	0 / 0	29-44 / 50-269	20-38-2 / 7-14-0	150 / 57	67-194 / 64-326	52 / 112	3 / 0
Totals	585-248	316 / 246	142 / 98	154 / 119	20 / 29	529-2774 / 514-1875	254-408-9 / 257-449-19	3623 / 2561	937-6397 / 963-4436	1165 / 1375	15 / 33

Opponent	3rd Down Conversions	4th Down Conversions	Time of Possession	TOP Margin	Avg Yds/Rush	Avg Yds/Pass	Avg Yds/Play	Punting Number-Avg	Penalties Number-Yards	Sacks
IDAHO	5-10 / 7-17	0-0 / 3-5	26:45 / 33:15	-6:30	4.2 / 2.7	10.8 / 5.7	7.7 / 4.2	3-43.7 / 5-47.4	4-30 / 4-35	4 / 2
PORTLAND STATE	4-8 / 3-13	1-1 / 2-2	26:18 / 33:42	-7:24	6.1 / 0.8	8.8 / 8.7	7.1 / 3.1	3-37.3 / 6-36.5	5-65 / 1-15	4 / 1
Arizona	5-12 / 6-14	0-1 / 2-4	34:58 / 25:02	9:56	6.9 / 7.2	7.6 / 5.4	7.1 / 6.4	3-40.3 / 3-51.7	8-63 / 2-30	2 / 4
STANFORD	9-12 / 2-12	0-0 / 2-4	32:32 / 27:28	5:04	5.2 / 1.0	10.0 / 6.8	6.8 / 3.7	2-40.5 / 5-41.0	5-60 / 11-100	8 / 0
Oregon	5-9 / 6-17	0-0 / 1-4	32:22 / 27:38	4:44	8.4 / 5.3	10.9 / 5.3	9.3 / 5.3	5-45.0 / 7-38.7	12-89 / 5-40	3 / 2
OREGON STATE	5-12 / 4-13	1-1 / 1-2	32:56 / 27:04	5:52	5.6 / 5.9	9.7 / 5.5	7.4 / 5.7	4-30.0 / 5-40.6	2-10 / 6-40	1 / 1
Utah	4-11 / 6-15	0-0 / 0-1	26:27 / 33:33	-7:06	5.5 / 4.5	9.3 / 4.9	6.9 / 4.7	4-42.8 / 6-53.7	4-21 / 10-65	1 / 2
California	5-10 / 1-14	0-0 / 2-3	36:07 / 23:53	12:14	6.5 / 3.7	14.4 / 5.6	9.6 / 4.9	4-32.5 / 7-49.7	5-35 / 9-93	1 / 2
USC	6-17 / 7-13	2-2 / 0-1	27:23 / 32:37	-5:14	0.6 / 3.1	7.0 / 8.7	4.3 / 5.8	4-34.5 / 4-31.8	3-35 / 6-40	1 / 3
ARIZONA STATE	4-12 / 1-14	0-1 / 2-2	32:10 / 27:50	4:20	6.1 / 0.6	7.7 / 7.0	7.0 / 4.1	2-38.5 / 8-41.1	7-70 / 9-66	6 / 0
Washington State	6-11 / 7-15	0-0 / 1-4	32:12 / 27:48	4:24	4.8 / 2.7	11.0 / 5.4	7.7 / 4.5	3-43.3 / 2-54.5	9-75 / 5-44	2 / 0
Colorado	8-17 / 4-15	0-1 / 0-1	38:34 / 21:26	17:08	4.9 / 2.8	4.9 / 3.2	4.9 / 3.0	5-40.6 / 7-33.1	3-35 / 3-35	1 / 2
Alabama	6-17 / 4-14	0-1 / 0-1	29:15 / 30:45	-1:30	1.5 / 5.4	3.9 / 4.1	2.9 / 5.1	9-47.0 / 8-45.9	3-10 / 11-66	3 / 5
Totals	75-170 / 63-206	5-10 / 18-37	434:44 / 405:16	29:28	5.2 / 3.6	8.9 / 5.7	6.8 / 4.6	55-40.0 / 81-42.4	73-628 / 86-704	40 / 26

Note: Game totals are displayed in the format TEAM/OPPONENT for each category

WASHINGTON 2016 SEASON STATS

2016 Washington Huskies Football Washington Passing Game-by-Game (as of Jan 24, 2017) All games

#3 Browning, Jake	Comp	Att	Int	Pct	Yards	TD	Long	Sacked	Effic
Rutgers	18	27	1	66.7	287	3	50	2-9	185.21
Idaho	23	28	0	82.1	294	5	35	1-3	229.27
Portland State	12	19	0	63.2	163	4	43	1-5	204.69
Arizona	14	21	1	66.7	160	2	37	4-20	152.57
Stanford	15	21	0	71.4	210	3	35	0-0	202.57
Oregon	22	28	0	78.6	304	6	44	2-6	240.49
Oregon State	14	28	0	50.0	291	3	51	1-1	172.66
Utah	12	20	1	60.0	186	2	38	2-5	161.12
California	19	28	0	67.9	378	6	67	2-12	251.97
USC	17	36	2	47.2	259	1	70	3-18	105.71
Arizona State	27	44	2	61.4	338	2	75	0-0	131.80
Washington State	21	29	0	72.4	292	3	61	0-0	191.13
Colorado	9	24	0	37.5	118	2	24	2-17	106.30
Alabama	20	38	2	52.6	150	1	20	5-38	83.95
TOTALS	243	391	9	62.1	3430	43	75	25-134	167.52

#1A Carta-Samuels	Comp	Att	Int	Pct	Yards	TD	Long	Sacked	Effic
Rutgers	2	2	0	100.0	2	1	4	0-0	273.40
Idaho	4	5	0	80.0	62	1	26	1-7	250.16
Portland State	2	3	0	66.7	31	1	27	0-0	263.47
Oregon State	1	3	0	33.3	9	0	9	0-0	58.53
TOTALS	9	13	0	69.2	104	3	27	1-7	212.58

#8 Pettis, Dante	Comp	Att	Int	Pct	Yards	TD	Long	Sacked	Effic
California	1	1	0	100.0	39	1	39	0-0	757.60
USC	0	1	0	0.0	0	0	0	0-0	0.00
Washington State	1	2	0	50.0	50	0	50	0-0	260.00
TOTALS	2	4	0	50.0	89	1	50	0-0	319.40

WASHINGTON 2016 SEASON STATS

2016 Washington Huskies Football Washington Rushing/Receiving Game-by-Game (as of Jan 24, 2017) All games

RUSHING	No-Yds/TD	RU	IDAHO	PSU	ARIZ	STAN	ORE	OSU	UTAH	CAL	USC	ASU	WSU	CU	ALA
Gaskin, Myles TB	237-1373/10	15-57/0	12-67/1	13-93/1	24-85/0	18-100/2	16-197/1	18-128/1	19-151/1	16-74/1	15-51/0	16-127/1	16-50/1	29-159/0	10-34/0
Coleman, Lavon TB	114-852/7	3-7/0	4-14/0	9-59/0	11-181/1	11-74/1	6-60/0	7-37/0	8-60/0	7-108/1	2-6/0	11-47/1	10-82/2	18-101/1	7-16/0
Dotson, Jomon TB	57-260/1	7-27/0	8-48/0	5-20/0	3-23/0	7-30/0	12-61/1	3-13/0	2-2/0	8-35/0	-	1-2/0	-	-	1-3/0
McClatcher, C. WR	18-131/1	1-13/0	1-9/0	3-37/0	1-3/0	2-1/0	DNP	-	1-3/0	4-31/0	1-4/0	2-6/0	-	1-8/1	1-16/0
Ross, John WR	8-102/1	-	1-4/0	-	1-32/1	1-1/0	1-26/0	-	-	1-18/0	1-8/0	-	2-37/0	-	-
Browning, Jake QB	65-45/4	2-9/0	3-1/0	2-1/0	11-28/1	2-8/0	6-21/2	5-21/1	3-6/0	7-14/0	8-36/0	3-19/0	2-4/0	3-2/0	8-21/0
Baccellia, A. WR	2-16/0	-	-	-	-	-	2-16/0	-	-	-	-	-	-	-	-
McDaniel, Gavin TB	3-15/0	DNP	DNP	DNP	DNP	DNP	DNP	3-15/0	DNP	DNP	DNP	DNP	DNP	DNP	DNP
Kinne, Ralph TB	3-5/0	DNP	-	DNP	DNP	DNP	DNP	3-5/0	DNP	DNP	DNP	DNP	DNP	DNP	DNP
Fuller, Aaron WR	2-4/0	-	-	1-3/0	-	-	-	-	-	-	-	-	1-1/0	-	-
Carta-Samuels QB	4-4/0	-	1-7/0	1-1/0	DNP	-	-	-	DNP	1-7/0	DNP	-	DNP	DNP	1-3/0
Baker, Budda	1-1/0	1-1/0	-	-	-	-	-	-	-	-	-	-	-	-	-
Team	15-32/0	1-3/0	DNP	1-1/0	DNP	DNP	2-3/0	-	3-7/0	DNP	DNP	DNP	4-6/0	3-5/0	1-7/0

RECEIVING	No-Yds/TD	RU	IDAHO	PSU	ARIZ	STAN	ORE	OSU	UTAH	CAL	USC	ASU	WSU	CU	ALA
Ross, John WR	81-1150/17	5-90/2	7-67/2	1-10/0	4-28/1	4-82/1	9-94/3	4-115/0	4-48/2	6-208/3	8-154/1	12-95/0	8-80/1	4-51/1	5-28/0
Pettis, Dante WR	53-822/15	2-24/0	6-88/2	-	3-39/1	4-60/1	8-134/2	4-112/2	2-13/0	8-104/3	2-22/0	7-105/1	3-86/2	1-9/0	3-26/1
McClatcher, C. WR	31-574/5	3-52/1	3-76/1	4-69/2	2-72/0	4-44/0	DNP	-	1-26/0	1-17/0	2-45/0	2-88/1	6-80/0	1-11/0	2-6/0
Daniels, Darrell TE	17-307/3	4-64/0	2-24/0	2-35/1	2-12/0	-	1-8/0	-	2-57/0	1-39/1	1-3/0	-	1-50/0	1-15/1	-
Fuller, Aaron WR	16-184/2	1-5/0	1-12/0	3-34/0	-	1-3/1	-	4-49/1	-	-	1-9/0	2-22/0	1-23/0	-	2-27/0
Gaskin, Myles TB	19-137/1	1-11/0	3-12/0	1-4/1	1-2/0	-	1-12/0	1-0/0	-	2-4/0	2-22/0	1-6/0	-	1-24/0	5-40/0
Sample, Drew TE	9-106/0	1-5/0	-	1-11/0	-	-	1-4/0	-	2-27/0	1-32/0	-	-	1-11/0	1-8/0	1-8/0
Baccellia, A. WR	7-98/1	2-40/1	1-19/0	-	-	1-9/0	-	1-9/0	-	-	-	1-6/0	-	-	1-15/0
Pounds, Quinten WR	6-86/1	-	2-34/1	-	-	1-12/0	-	1-15/0	-	1-13/0	-	-	-	-	1-12/0
Dotson, Jomon TB	3-67/1	-	-	-	-	-	2-52/1	-	1-15/0	-	-	-	-	-	-
Dissly, Will TE	4-47/1	-	-	1-27/1	-	-	-	-	-	-	1-4/0	1-8/0	1-8/0	-	-
Coleman, Lavon TB	5-31/0	-	1-12/0	-	2-7/0	-	-	-	-	-	-	1-8/0	1-4/0	-	-
Gardner, John WR	1-12/0	-	1-12/0	DNP	DNP	DNP	DNP	-	DNP	-	DNP	DNP	DNP	-	DNP
Ajamu, David TE	1-4/0	-	-	1-4/0	DNP	-	-	-	-	-	-	-	-	-	-
Lindquist, Jeff TE	1-2/0	1-2/0	-	-	-	-	-	-	-	-	-	-	-	-	-

WASHINGTON 2016 SEASON STATS

2016 Washington Huskies Football Washington Total Tackles Game-by-Game (as of Jan 24, 2017) All games

Total Tackles	UA-A	Total	RU	IDAHO	PSU	ARIZ	STAN	ORE	OSU	UTAH	CAL	USC	ASU	WSU	CU	ALA
Baker, Budda DB	49-22	71	0-2	4-2	1-1	9-1	3-3	3-0	2-0	4-2	4-0	6-1	4-1	5-3	1-3	3-3
Bierria, K. LB	42-28	70	11-1	-	6-0	3-1	5-3	2-3	1-4	1-3	2-1	6-3	-	3-0	1-3	1-6
McIntosh, Jojo DB	40-27	67	4-0	2-2	3-0	1-2	1-1	8-0	3-2	3-3	2-5	3-3	DNP	3-3	3-2	4-4
Victor, Azeem LB	45-22	67	5-6	5-1	2-2	10-0	5-6	4-0	2-0	10-6	2-1	-	DNP	DNP	DNP	DNP
Rapp, Taylor DB	29-24	53	2-2	3-1	1-1	-	1-1	1-2	3-1	2-1	3-4	4-1	4-0	2-2	1-3	2-5
Burr-Kirven, Ben LB	25-19	44	4-1	2-0	3-1	1-0	-	4-1	1-1	2-1	2-1	-	2-1	3-2	1-5	0-5
King, Kevin DB	26-18	44	3-4	1-1	1-1	0-1	1-0	4-1	-	4-2	0-1	2-0	1-1	3-1	2-0	4-5
Wooching, Psalm LB	24-18	42	1-3	0-1	2-1	5-0	5-1	-	1-3	2-1	-	1-0	2-4	2-0	1-3	2-1
Beavers, DJ LB	18-22	40	-	1-0	DNP	DNP	-	2-2	1-2	1-2	1-3	3-3	3-3	3-1	0-4	3-2
Vea, Vita DL	22-17	39	2-1	2-1	2-4	2-2	2-1	2-0	2-0	3-0	1-2	2-1	0-3	-	-	2-2
Jones, Sidney DB	27-12	39	2-1	2-0	0-1	6-1	0-1	2-2	1-0	2-0	2-1	3-0	1-1	4-1	1-2	1-1
Qualls, Elijah DL	18-20	38	1-1	-	2-1	6-0	2-3	0-3	0-1	2-2	-	2-1	1-0	0-2	0-2	2-4
Gaines, Greg DL	21-14	35	1-1	2-1	3-4	1-0	2-0	2-0	1-1	1-0	2-1	1-0	0-1	3-0	0-4	2-1
O'Brien, Connor LB	24-11	35	1-0	-	-	2-0	2-1	1-0	2-2	3-5	3-1	4-0	3-1	3-1	DNP	DNP
Bartlett, Tevis LB	19-7	26	1-0	3-1	3-2	-	1-0	1-0	DNP	DNP	2-0	-	3-0	-	3-4	2-0
Mathis, Joe LB	14-11	25	0-3	1-1	2-3	4-2	4-0	3-2	DNP	DNP	DNP	DNP	-	DNP	DNP	DNP
Turner, Ezekiel DB	18-5	23	3-0	1-0	2-0	-	1-1	1-1	1-0	DNP	-	2-0	4-2	2-0	1-0	0-1
Beaver, Brandon DB	17-3	20	3-0	3-0	1-0	-	-	1-1	2-0	-	1-0	-	5-2	-	1-0	DNP
Potoa'e, Benning LB	14-5	19	3-1	1-0	1-0	DNP	1-0	2-0	2-1	-	1-1	-	-	0-1	1-0	2-1
Turpin, Damion DL	11-5	16	2-0	2-0	-	-	-	2-0	-	0-1	0-1	1-1	1-0	2-0	0-2	1-0
Gardenhire, D. DB	10-3	13	0-3	2-0	-	3-0	3-0	-	-	-	1-0	-	1-0	DNP	DNP	DNP
Johnson, Jaylen DL	7-5	12	DNP	DNP	DNP	-	-	2-1	0-2	1-0	2-0	-	-	-	0-1	2-1
Joyner, Austin DB	7-3	10	1-0	DNP	DNP	-	2-0	1-0	1-0	0-1	0-1	1-0	-	-	1-1	-
Wambaugh, Jake LB	2-6	8	0-2	1-2	-	DNP	DNP	1-2	-	-	DNP	DNP	DNP	DNP	-	DNP
Wellington, B. LB	6-1	7	2-0	1-1	1-0	-	-	1-0	-	-	-	-	-	-	1-0	-
Coleman, Lavon	4-3	7	-	-	0-1	-	-	-	-	-	1-1	-	1-0	2-0	-	0-1
Miller, Jordan DB	6-1	7	1-0	2-0	0-1	-	1-0	-	-	1-0	-	1-0	-	-	-	-
Walker, Trevor DB	3-4	7	-	1-2	0-1	-	-	1-0	-	-	0-1	-	-	1-0	-	DNP
Schuh, Hayden DB	4-2	6	-	2-0	-	DNP	1-0	-	-	DNP	1-2	-	-	-	-	-
Bryant, Myles DB	3-2	5	DNP	3-1	-	DNP	-	-	-	-	0-1	-	-	-	-	DNP
Preston, Matt LB	3-1	4	DNP	2-1	-	DNP	-	-	DNP	DNP	DNP	DNP	-	-	1-0	-
Bowman, Shane DL	2-2	4	-	-	1-1	-	-	0-1	-	-	1-0	-	-	-	-	-
McClatcher, C.	2-0	2	1-0	-	-	-	-	DNP	-	1-0	-	-	-	-	-	-
Sterk, Bryce DL	2-0	2	2-0	-	DNP	DNP	DNP	DNP	DNP	DNP	DNP	DNP	DNP	DNP	DNP	DNP
McCoy, Ricky DL	0-2	2	0-1	0-1	DNP	DNP	DNP	DNP	DNP	DNP	DNP	DNP	DNP	DNP	DNP	DNP
Dissy, Will DL	1-1	2	-	-	-	-	-	1-0	-	-	0-1	-	-	-	-	-
Baccellia, A.	0-2	2	-	-	-	-	-	-	-	-	-	-	-	0-1	-	0-1
Pounds, Quinten	1-0	1	-	-	-	-	-	-	-	1-0	-	-	-	-	-	-
Fuller, Aaron	1-0	1	-	-	-	-	-	-	-	-	-	1-0	-	-	-	-
Manu, Kyler LB	0-1	1	0-1	-	-	DNP	DNP	DNP	DNP	DNP	DNP	DNP	DNP	DNP	DNP	DNP
Dotson, Jomon	0-1	1	-	-	-	-	-	-	-	-	-	-	-	-	0-1	-
Shelton, C.	1-0	1	-	-	-	-	-	-	-	-	-	-	1-0	-	-	-
Pulu, Jared DL	1-0	1	-	1-0	-	DNP	DNP	DNP	DNP	DNP	-	DNP	DNP	-	-	DNP
Clark, John DL	1-0	1	-	1-0	-	DNP	DNP	DNP	-	DNP	DNP	DNP	DNP	-	-	DNP
McGary, Kaleb	1-0	1	-	-	-	-	-	-	-	-	-	-	-	-	-	1-0
Adams, Trey	1-0	1	-	-	-	-	-	-	-	-	-	-	-	-	-	1-0
Lewis, Brandon DB	1-0	1	-	1-0	-	DNP	DNP	-	DNP	DNP	DNP	-	DNP	DNP	DNP	DNP

WASHINGTON 2016 SEASON STATS

THE LAST TIME ...

100-YARD RUSHER

by UW 159, Myles Gaskin; 101, Lavon Coleman vs. Colorado, 12/2/16
by Opp. 172, Joe Williams, Utah, 10/29/16

TWO 100-YARD RUSHERS

by UW 159, Myles Gaskin vs. Colorado, 12/2/16
101, Lavon Coleman vs. Colorado, 12/2/16
by Opp. 200, Terrance Ganaway, Baylor (Alamo Bowl), 12/20/11
101, Jarred Salubi, Baylor (Alamo Bowl), 12/20/11
101, Tevin Reese, Baylor (Alamo Bowl), 12/20/11

THREE 100-YARD RUSHERS

by UW 179, Bishop Sankey, at Oregon State, 11/23/13
166, Deontae Cooper, at Oregon State, 11/23/13
141, Dwayne Washington, at Oregon State, 11/23/13
by Opp. 200, Terrance Ganaway, Baylor (Alamo Bowl), 12/20/11
101, Jarred Salubi, Baylor (Alamo Bowl), 12/20/11
101, Tevin Reese, Baylor (Alamo Bowl), 12/20/11

200-YARD RUSHER

by UW 200, Bishop Sankey vs. Washington State, 11/29/13
by Opp. 200, Terrance Ganaway, Baylor (Alamo Bowl), 12/20/11

60-YARD RUSH PLAY

by UW 68, Myles Gaskin at Oregon, 10/8/16
by Opp. 68, Bo Scarborough, Alabama, 12/31/16

70-YARD RUSH PLAY

by UW 86, Myles Gaskin vs. Southern Miss (Heart of Dallas Bowl), 12/26/15
by Opp. 75, Victor Bolden, Jr., Oregon State, 10/22/16

80-YARD RUSH PLAY

by UW 86, Myles Gaskin vs. Southern Miss (Heart of Dallas Bowl), 12/26/15
by Opp. 89, Terrance Ganaway, Baylor (Alamo Bowl), 12/20/11

THREE RUSHING TDS

by UW Myles Gaskin (4) vs. Southern Miss (Heart of Dallas Bowl), 12/26/15
by Opp. Royce Freeman (4), Oregon, 10/18/14

30 OR MORE RUSHES

by UW 32, Myles Gaskin vs. Washington State, 11/27/15
by Opp. 35, Joe Williams, Utah, 10/29/16

TEAM RUSHED FOR 300 YARDS

by UW 378, at Oregon, 10/8/16
by Opp. 308, Arizona, 9/24/16

300-YARD PASSER

by UW 338, Jake Browning vs. Arizona State, 11/19/16
by Opp. 331, Nick Mullens, Southern Miss (Heart of Dallas Bowl), 12/26/15

400-YARD PASSER

by UW 405, Jake Browning Arizona State, 11/14/15
by Opp. 475, Vernon Adams, Eastern Washington, 9/6/14

SCORED ON OVER A 50-YARD PASS PLAY

by UW 61 yards, Jake Browning to Dante Pettis at Washington St., 11/25/16
by Opp. 56 yards, Nick Mullens to Michael Thomas, Southern Miss, 12/26/15

25 PASS COMPLETIONS

by UW 27, Jake Browning vs. Arizona State, 11/19/16
by Opp. 33, Luke Falk, Washington State, 11/25/16

40 PASS ATTEMPTS

by UW 44, Jake Browning vs. Arizona State, 11/19/16
by Opp. 50, Luke Falk, Washington State, 11/25/16

THREE OR MORE TD PASSES

by UW 3, Jake Browning at Washington State, 11/25/16
by Opp. 7, Vernon Adams, Eastern Washington, 9/6/14

FOUR OR MORE TD PASSES

by UW 6, Jake Browning at California, 11/5/16
by Opp. 7, Vernon Adams, Eastern Washington, 9/6/14

100-YARD RECEIVER

by UW 105, Dante Pettis vs. Arizona State, 11/19/16
by Opp. 112, Gabe Marks, Washington State, 11/25/16

200-YARD RECEIVER

by UW 208, John Ross at California, 11/5/16
by Opp. 244, Golden Tate, Notre Dame, 10/3/09

100 YARDS RECEIVING BY TWO OR MORE PLAYERS

by UW John Ross (208) and Dante Pettis (104) at California, 11/5/16
by Opp. Cooper Kupp (145) and Kendrick Bourne (114), E. Washington, 9/6/14

TEN OR MORE RECEPTIONS

by UW 12, John Ross vs. Arizona State, 11/19/16
by Opp. 11, Gabe Marks, Washington State, 11/25/16

THREE OR MORE TD RECEPTIONS

by UW 3, John Ross and Dante Pettis at California, 11/5/16
by Opp. 3, Cooper Kupp, Eastern Washington, 9/6/14

THREE FIELD GOALS

by UW Cameron Van Winkle (3) vs. Arizona State, 11/19/16
by Opp. Matt Anderson (3), California, 9/26/15

FOUR FIELD GOALS

by UW Erik Folk (4) at USC, 10/2/10
by Opp. Zane Gonzales (4), Arizona State, 10/19/13

50+ YARD FIELD GOAL

by UW 51, Cameron Van Winkle vs. Illinois, 9/13/14
by Opp. 50, Zane Gonzalez, Arizona State, 11/19/16

WASHINGTON 2016 SEASON STATS

THE LAST TIME ...

MISSED POINT AFTER TOUCHDOWN

by UW Cameron Van Winkle (blocked) vs. Stanford, 9/30/16
by Opp. Tyler Rausa (blocked), Boise State, 9/4/15

TWO INTERCEPTIONS

by UW Taylor Rapp vs. Colorado, 12/2/16
by Opp. Adoree' Jackson, USC, 11/12/16

THREE INTERCEPTIONS

by UW Russell Hairston, vs. Oregon, 10/23/93
by Opp. Lamont Thompson, Washington State, 11/22/97

MADE 15+ TACKLES

by UW 16, Azeem Victor at Utah, 10/29/16
by Opp. 19, Kenneth Olugbode, Colorado, 12/2/16

MADE 20+ TACKLES

by UW 22, John Fiala at Arizona State, 9/7/96
by Opp. 21, Marcus Bell, Arizona, 10/3/98

PUNT RETURNED FOR TD

by UW 58 yards, Dante Pettis at Utah, 10/29/16
by Opp. 63 yards, Richard Morrison, Arizona, 10/20/12

BLOCKED PUNT FOR TD

by UW Jesse Callier (blocked by Thomas Tutogi) vs. Washington St., 11/26/11
by Opp. Anthony Brown (also blocked by Brown), USC, 10/13/12

PUNT BLOCKED (NO TD)

by UW Jaydon Mickens at Boise State, 9/4/15
by Opp. Jonathan Willis, Oregon State, 10/22/16

BLOCKED FIELD GOAL

by UW Brad Cornish (by Taniela Tupou) vs. Sacramento State, 9/12/15
by Opp. Cameron Van Winkle (by Rasheem Green), USC, 11/12/16

KICKOFF RETURNED FOR TD

by UW 45 yards, Keishawn Bierria vs. Arizona State, 11/19/16
by Opp. 98 yards, Victor Bolden, Oregon State, 11/23/13

INTERCEPTION RETURNED FOR TD

by UW Taylor Rapp (35 yards) vs. Colorado, 12/2/16
by Opp. Ryan Anderson (26 yards), Alabama, 12/31/16

FUMBLE RECOVERED FOR TD

by UW Terry Johnson vs. Idaho, 9/20/03
by Opp. Rodney Leisle, UCLA, 10/4/03

FUMBLE RETURNED FOR TD

by UW 28 yards, Darren Gardenhire vs. Washington State, 11/27/15
by Opp. 54 yards, Gionni Paul, Utah, 11/7/15

SCORED A SAFETY

by UW Team (punt snap out of endzone), vs. Arizona, 9/28/13
by Opp. Team (punt snap fumbled out of endzone), Illinois, 9/13/14

SURPASSED 500-YARDS TOTAL OFFENSE

by UW 510, at Washington State, 11/25/16
by Opp. 554, Oregon, 9/180/14

SURPASSED 600-YARDS TOTAL OFFENSE

by UW 704, at California, 11/5/16
by Opp. 631, Oregon, 10/12/13

RECORDED A SHUTOUT

by UW 49-0, vs. Sacramento State, 9/12/15
by Opp. 0-41, Stanford, 10/30/10

BACK-TO-BACK SHUTOUTS

by UW vs. Arizona (54-0), 10/5/91 and vs. Toledo (48-0), 10/12/91
by Opp. by USC (0-0), 11/4/61 and by Oregon State (0-3), 11/11/61

SCORED 50 POINTS

by UW 66-27, at California, 11/5/16
by Opp. 52-59, Eastern Washington, 9/6/14

SCORED 60 POINTS

by UW 66-27, at California, 11/5/16
by Opp. 67-56, Baylor (Alamo Bowl), 12/20/11

PLAYED TO A TIE

by UW 21-21 vs. USC, 10/28/95

PLAYED AN OVERTIME GAME

Win 35-28 win at Arizona, 9/24/16
Loss 28-31 loss at Washington State, 11/23/12

70-YARD PUNT

by UW 82, Kiel Rasp, at California, 11/27/10
by Opp. 74, Rob Myers, Washington State, 11/18/89

TEAM FAILED TO RUSH FOR 100 YARDS

by UW 17, vs. USC, 11/12/16
by Opp. 82, Colorado, 12/2/16

TEAM FAILED TO PASS FOR 100 YARDS

by UW 72, vs. Nebraska (Holiday Bowl), 12/30/10
by Opp. 81, Colorado, 12/2/16

10 OR MORE PENALTIES

by UW 12, at Oregon, 10/8/16
by Opp. 10, Utah, 10/29/16

100 PENALTY YARDS

by UW 111, at Arizona, 11/15/14
by Opp. 100, Stanford, 9/30/16

WASHINGTON 2016 SEASON STATS

WASHINGTON POINTS OFF TURNOVERS

Sept. 3 vs. Rutgers	UW fumble recovery (Wooching from Laviano) UW interception (Beaver from Laviano) UW fumble recovery (Sterk from Bailey)	Outcome UW field goal (Van Winkle, 45 yds.) UW touchdown (Baccellia, 4-yd. rec. from Carta-Samuels) end of game	Points 3 points 7 points 0 points
Sept. 10 vs. Idaho	UW fumble recovery (Bierria from Hightower) UW fumble recovery (Victor from Sannon) UW interception (O'Brien from Amos)	Outcome UW touchdown (Pettis, 21-yd. rec. from Browning) UW punt UW returned for a touchdown (O'Brien, 46 yds.)	Points 7 points 0 points 7 points
Sept. 17 vs. Portland State	UW fumble recovery (Coleman from M. Thompson) UW fumble recovery (Bartlett from Kuresa) UW fumble recovery (Bierria from Espitia) UW interception (Jones from Kuresa)	Outcome UW touchdown (Daniels, 11-yd. rec. from Browning) UW touchdown (Gaskin, 4-yd. run) end of first half UW punt	Points 7 points 7 points 0 points 0 points
Sept. 24 at Arizona	UW interception (King from Dawkins) UW fumble recovery (Miller from Phillips) UW fumble recovery (Bierria from Johnson)	Outcome UW touchdown (Ross, 12-yd. rec. from Browning) UW missed field goal (Van Winkle, 45 yds.) UW missed field goal (Van Winkle, 40 yds.)	Points 7 points 0 points 0 points
Sept. 30 vs. Stanford	UW fumble recovery (Coleman from Edwards) UW fumble recovery (Bierria from Burns)	Outcome UW touchdown (Gaskin, 8-yd. run) UW punt	Points 7 points 0 points
Oct. 8 at Oregon	UW interception (Baker from Herbert) UW fumble recovery (Bierria from Freeman)	Outcome UW touchdown (Browning, 1-yd. run) UW touchdown (Ross, 15-yd. rec. from Browning)	Points 7 points 7 points
Oct. 22 vs. Oregon State	UW interception (Gardenhire from McMaryion) UW interception (Joyner from McMaryion)	Outcome UW field goal (Van Winkle, 25 yds.) end of game	Points 3 points 0 points
Oct. 29 at Utah – no Utah turnovers		Outcome Outcome UW touchdown (Gaskin, 2-yd. run) UW touchdown (Pettis, 32-yd. rec. from Browning) UW field goal (Van Winkle, 36 yds.)	Points Points 7 points 7 points 3 points
Nov. 5 at California	UW interception (Jones from Webb) UW interception (Jones from Webb) UW interception (Burr-Kirven from Webb)	Outcome UW field goal (Van Winkle, 43 yds.) UW blocked field goal	Points 3 points 0 points
Nov. 12 vs. USC	UW interception (Rapp from Darnold) UW interception (Rapp from Darnold)	Outcome UW field goal (Van Winkle, 30 yds.) UW touchdown (McClatcher, 75-yd. rec. from Browning)	Points 3 points 7 points
Nov. 19 vs. Arizona State	UW fumble recovery (Gardenhire from White) UW interception (King from Wilkins)	Outcome UW touchdown (Pettis, 18-yd. rec. from Browning) end of half UW punt end of game	Points 0 points 0 points 0 points 0 points
Nov. 25 at Washington State	UW fumble recovery (Beavers from Morrow) UW interception (Beavers from Falk) UW interception (Baker from Falk) UW interception (Miller from Falk)	Outcome UW returned for touchdown (Rapp, 35 yds.) UW field goal (Van Winkle, 24 yds.) UW field goal (Van Winkle, 20 yds.)	Points 7 points 7 points 3 points
Dec. 2 vs. Colorado (Pac-12 Championship)	UW interception (Rapp from Liufau) UW interception (Rapp from Liufau) UW interception (E. Turner from Liufau)	Outcome	Points
Dec. 31 vs. Alabama (Chick-fil-A Peach Bowl) – no Alabama turnovers			Points

Totals: 33 takeaways, 13 touchdowns, 7 FGs, 119 points

OPPONENT POINTS OFF TURNOVERS

Sept. 3 vs. Rutgers	RU interception (Cioffi from Browning)	Outcome RU punt	Points 0 points
Sept. 10 vs. Idaho	UI fumble recovery (Lashley from Browning)	Outcome UI fumble (Victor from Sannon)	Points 0 points
Sept. 17 vs. Portland State	PSU fumble recovery (Bartlett from Browning)	Outcome PSU fumble (Bierria from Espitia)	Points 0 points
Sept. 24 at Arizona	UA interception (Cruikshank from Browning)	Outcome UA fumble (Bierria from Johnson)	Points 0 points
Sept. 30 vs. Stanford – no UW turnovers		Outcome Outcome OSU interception (Joyner from McMaryion)	Points Points 0 points
Oct. 8 at Oregon – no UW turnovers		Outcome Utah touchown (J. Williams, 2-yd. run)	Points 7 points
Oct. 22 vs. Oregon State	OSU fumble recovery (Haley from Schuh)	Outcome UW interception (Jones from Webb)	Points 0 points
Oct. 29 at Utah	Utah interception (Hansen from Browning)	Outcome USC touchdown (Rogers, 13-yd. pass from Darnold) USC loss of downs	Points 7 points 0 points
Nov. 5 at California	Cal fumble recovery (Robertson from Pettis)	Outcome ASU punt UW interception (King from Wilkins)	Points 0 points 0 points
Nov. 12 vs. USC	USC interception (Jackson from Browning) USC interception (Jackson from Browning)	Outcome WSU touchdown (Morrow, 1-yd. run)	Points 7 points
Nov. 19 vs. Arizona State	ASU interception (Orr from Browning) ASU interception (Crump from Browning)	Outcome Outcome UA field goal (Griffith, 41 yds.) UA returned for a touchdown (Anderson, 26 yds.) end of game	Points 3 points 7 points 0 points
Nov. 25 at Washington State	WSU fumble recovery (Jalen Thompson from Ross)		
Dec. 2 vs. Colorado (Pac-12 Championship) – no UW turnovers			
Dec. 31 vs. Alabama (Chick-fil-A Peach Bowl)	UA fumble recovery (Allen from Ross) UA interception (Anderson from Browning) UA interception (Fitzpatrick from Browning)		

Totals: 15 takeaways, 4 touchdowns, 1 FGs, 31 points

WASHINGTON 2016 SEASON STATS

Date	Opponent	Score	Overall	Conference	Time	Attend
09/03/16	RUTGERS	W 48-13	1-0	0-0	3:13	58640
09/10/16	IDAHO	W 59-14	2-0	0-0	3:13	60678
09/17/16	PORTLAND STATE	W 41-3	3-0	0-0	2:51	57151
* 09/24/16	at Arizona	Wo 35-28	4-0	1-0	3:22	48747
* 09/30/16	STANFORD	W 44-6	5-0	2-0	3:10	72027
* 10/08/16	at Oregon	W 70-21	6-0	3-0	3:29	58842
* 10/22/16	OREGON STATE	W 41-17	7-0	4-0	3:09	65796
* 10/29/16	at #17 Utah	W 31-24	8-0	5-0	3:21	47801
* 11/05/16	at California	W 66-27	9-0	6-0	3:35	47756
* 11/12/16	USC	L 13-26	9-1	6-1	3:24	72364
* 11/19/16	ARIZONA STATE	W 44-18	10-1	7-1	3:21	65467
* 11/25/16	at #23 Washington State	W 45-17	11-1	8-1	3:20	33773
12/02/16	vs #8 Colorado	W 41-10	12-1	8-1	3:16	47118
12/31/16	vs #1 Alabama	L 7-24	12-2	8-1	3:22	75996

2016 GAME-BY-GAME STARTERS

Opponent	WR	LT	LG	C	RG	RT	TE	QB	TB	WR	WR
RUTGERS	Ross	Adams	Eldrenkamp	Shelton	Brostek	McGary	Daniels	Browning	Gaskin	Griffin	Pettis
IDAHO	Ross	Adams	Eldrenkamp	Shelton	Brostek	McGary	Sample	Browning	Dotson	McClatcher	Pettis
PORTLAND STATE	Pounds	Adams	Eldrenkamp	Shelton	Brostek	McGary	Daniels	Browning	Gaskin	Sample#	Baccellia
at Arizona	Ross	Adams	Eldrenkamp	Shelton	Brostek	McGary	Sample	Browning	Gaskin	Dissly#	Fuller
STANFORD	Ross	Adams	Eldrenkamp	Shelton	Brostek	McGary	Daniels	Browning	Gaskin	McClatcher	Pettis
at Oregon	Ross	Adams	Eldrenkamp	Shelton	Kirkland	McGary	Daniels	Browning	Gaskin	Sample#	Pettis
OREGON STATE	Ross	Adams	Eldrenkamp	Shelton	Kirkland	McGary	Sample	Browning	Dotson	McClatcher	Pettis
at Utah	Ross	Adams	Harris	Shelton	Kirkland	McGary	Sample	Browning	Gaskin	Dissly#	Pettis
at California	Pounds	Adams	Harris	Shelton	Brostek	McGary	Sample	Browning	Gaskin	Dissly#	Baccellia
USC	Ross	Adams	Eldrenkamp	Shelton	Brostek	McGary	Daniels	Browning	Gaskin	Fuller	Pettis
ARIZONA STATE	Ross	Adams	Eldrenkamp	Shelton	Kirkland	McGary	Daniels	Browning	Gaskin	Sample#	Pettis
at Washington State	Ross	Adams	Eldrenkamp	Shelton	Kirkland	McGary	Sample	Browning	Gaskin	Dissly#	Pettis
vs. Colorado	Ross	Adams	Eldrenkamp	Shelton	Harris	McGary	Sample	Browning	Gaskin	Dissly#	Pettis
vs. Alabama	Ross	Adams	Eldrenkamp	Shelton	Harris	McGary	Sample	Browning	Coleman	Fuller	Pettis

- started as second tight end

Opponent	DE	DT	DT	DE	ILB	ILB	OLB	S	S	CB	CB
RUTGERS	Gardenhire#	Qualls	Gaines	Mathis	Victor	Bierria	Wooching	Baker	McIntosh	King	Jones
IDAHO	Beaver#	Qualls	Gaines	Mathis	Victor	Bierria	Wooching	Baker	McIntosh	King	Jones
PORTLAND STATE	Rapp#	Qualls	Gaines	Mathis	Victor	Bierria	Wooching	Baker	McIntosh	King	Jones
at Arizona	Gardenhire#	Qualls	Gaines	Mathis	Victor	Bierria	Wooching	Baker	McIntosh	King	Jones
STANFORD	Vea	Qualls	Gaines	O'Brien	Victor	Bierria	Wooching	Baker	McIntosh	King	Jones
at Oregon	Rapp#	Qualls	Gaines	Mathis	Victor	Bierria	Wooching	Baker	McIntosh	King	Jones
OREGON STATE	Rapp#	Vea	Gaines	O'Brien	Victor	Bierria	Wooching	Baker	McIntosh	King	Jones
at Utah	Rapp#	Vea	Gaines	O'Brien	Victor	Bierria	Wooching	Baker	McIntosh	King	Jones
at California	Rapp#	Qualls	Gaines	O'Brien	Victor	Bierria	Wooching	Baker	McIntosh	King	Jones
USC	Rapp#	Qualls	Gaines	O'Brien	Victor	Bierria	Wooching	Baker	McIntosh	King	Jones
ARIZONA STATE	Rapp#	Qualls	Gaines	O'Brien	Beavers	Bierria	Wooching	Baker	Z. Turner	King	Jones
at Washington State	Rapp#	Qualls	Gaines	O'Brien	Beavers	Bierria	Wooching	Baker	McIntosh	King	Jones
vs. Colorado	Rapp#	Vea	Gaines	Potoa'e	Beavers	Bierria	Wooching	Baker	McIntosh	King	Jones
vs. Alabama	Rapp#	Vea	Gaines	Qualls	Beavers	Bierria	J. Johnson	Baker	McIntosh	King	Jones

- started as fifth defensive back

WASHINGTON 2016 SEASON STATS

2016 WASHINGTON INDIVIDUAL SINGLE-GAME

Rushing Attempts.....	29, Myles Gaskin, vs. Colorado, 12/2/16
Yards Rushing.....	197, Myle Gaskin, at Oregon, 10/8/16
Long Rush.....	68, Myles Gaskin, at Oregon, 10/8/16
Long Rush (No Score).....	68, Myles Gaskin, at Oregon, 10/8/16
Long Touchdown Rush	65, Myles Gaskin, at Oregon, 10/8/16
Touchdown Rushes	2, Myles Gaskin, vs. Stanford, 9/30/16; Jake Browning, at Oregon, 10/8/16
Pass Attempts	44, Jake Browning, vs. Arizona State, 11/19/16
Pass Completions.....	27, Jake Browning, vs. Arizona State, 11/19/16
Yards Passing.....	378, Jake Browning, at California, 11/5/16
Touchdown Passes.....	6, Jake Browning, at Oregon, 10/8/16, at California, 11/5/16
Most Pass Interceptions	2, Jake Browning, vs. USC, 11/12/16; vs. Arizona State, 11/19/16
Long Pass	75, Jake Browning, vs. Arizona State, 11/19/16
Long TD Pass.....	75, Jake Browning, vs. Arizona State, 11/19/16
Receptions.....	12, John Ross, vs. Arizona State, 11/19/16
Yards Receiving.....	208, John Ross, at California, 11/5/16
Long Reception.....	75, Chico McClatcher, vs. Arizona State, 11/19/16
Touchdown Receptions	3, John Ross, at Oregon, 10/8/16; at California, 11/5/16; Dante Pettis, at California, 11/5/16
Field Goals.....	3, Cameron Van Winkle, vs. Arizona State, 11/19/16
Field Goal Attempts	3, Cameron Van Winkle, vs. Rutgers, 9/3/16; vs. USC, 11/12/16; Arizona State, 11/19/16
Long Field Goal.....	45, Cameron Van Winkle, vs. Rutgers, 9/3/16
Punts.....	5, Tristan Vizcaino, at Oregon, 10/8/16
Punting Average.....	49.5, Tristan Vizcaino, vs. Idaho, 9/10/16
Punting Yards	225, Tristan Vizcaino, at Oregon, 10/8/16
Long Punt.....	62, Tristan Vizcaino, vs. Colorado, 12/2/16
Punt Returns.....	3, Dante Pettis, four times
Punt Return Yards.....	85, Dante Pettis, vs. Rutgers, 9/3/16
Long Punt Return.....	68, Dante Pettis, vs. Rutgers, 9/3/16
Long Punt Return for TD.....	68, Dante Pettis, vs. Rutgers, 9/3/16
Kickoff Returns.....	3, John Ross, vs. USC, 11/12/16
Kickoff Return Yards.....	92, John Ross, vs. Rutgers, 9/3/16
Long Kickoff Return, no score	33, Quinten Pounds, vs. Idaho, 9/10/16
Long Kickoff Return for TD.....	92, John Ross, vs. Rutgers, 9/3/16
Interceptions	2, Sidney Jones, at California, 11/5/16; Taylor Rapp, vs. USC, 11/12/16; Taylor Rapp, vs. Colorado, 12/2/16
Interception Return Yards	58, Taylor Rapp, vs. Colorado, 12/2/16
Long Interception Return, no score.....	46, Brandon Beaver, vs. Rutgers, 9/3/16
Long Interception Return for TD.....	46, Connor O'Brien, vs. Idaho, 9/10/16
Tackles.....	16, Azeem Victor, at Utah, 10/29/16
Sacks.....	3.0, Psalm Wooching, vs. Stanford, 9/30/16
Tackles for Loss.....	3.0, Psalm Wooching, vs. Stanford, 9/30/16; Joe Mathis, at Oregon, 10/8/16; Tevis Bartlett, vs. Arizona State, 11/19/16

WASHINGTON 2016 SEASON STATS

2016 OPPONENT INDIVIDUAL SINGLE-GAME HIGHS

Rushing Attempts.....	35, Joe Williams, Utah, 10/29/16
Yards Rushing.....	176, Brandon Dawkins, Arizona, 9/24/16
Long Rush.....	79, Brandon Dawkins, Arizona, 9/24/16
Long Rush (No Score).....	56, Brandon Dawkins, Arizona, 9/24/16
Long Touchdown Rush	79, Brandon Dawkins, Arizona, 9/24/16
Touchdown Rushes	1, several times
Pass Attempts.....	50, Luke Falk, Washington State, 11/25/16
Pass Completions.....	33, Luke Falk, Washington State, 11/25/16
Yards Passing.....	269, Luke Falk, Washington State, 11/25/16
Touchdown Passes.....	2, Justin Herbert, at Oregon, 10/8/16; Troy Williams, Utah, 10/29/16; Sam Darnold, USC, 11/12/16
Most Pass Interceptions	3, Davis Webb, California, 11/5/16; Luke Falk, Washington State, 11/25/16; Sefo Liufau, Colorado, 12/2/16
Long Pass	54, Brandon Dawkins, Arizona, 9/24/16
Long TD Pass.....	24, Troy Williams, Utah, 10/29/16
Receptions.....	11, Gabe Marks, Washington State, 11/25/16
Yards Receiving.....	114, Shun Brown, Arizona, 9/24/16; N'Keal Harry, Arizona State, 11/19/16
Long Reception.....	54, Shun Brown, Arizona, 9/24/16
Touchdown Receptions	2, Jay Jay Wilson, Arizona State, 11/19/16
Field Goals.....	2, David Bonagura, Rutgers, 9/3/16; Matt Anderson, California, 11/5/16
Field Goal Attempts	2, David Bonagura, Rutgers, 9/3/16; Matt Anderson, California, 11/5/16
Long Field Goal.....	50, Zane Gonzalez, Arizona State, 11/19/16
Punts.....	8, Michael Cintron, Rutgers, 9/3/16; Matt Haack, Arizona State, 11/19/16
Punting Average.....	53.7, Mitch Wishnowsky, Utah, 10/29/16
Punting Yards	348, Dylan Klumph, California, 11/5/16
Long Punt.....	68, Erik Powell, Washington State, 11/25/16
Punt Returns.....	2, Nate Phillips, Arizona, 9/24/16; Vic Wharton, California, 11/5/16
Punt Return Yards.....	64, Jamal Morrow, Washington State, 11/25/16
Long Punt Return.....	64, Jamal Morrow, Washington State, 11/25/16
Long Punt Return for TD.....	none
Kickoff Returns.....	5, Christian McCaffrey, Stanford, 9/30/16
Kickoff Return Yards.....	144, Christian McCaffrey, Stanford, 9/30/16
Long Kickoff Return, no score	57, Chrisitan McCaffrey, Stanford, 9/30/16
Long Kickoff Return for TD.....	none
Interceptions	2, Adoree' Jackson, USC, 11/12/16
Interception Return Yards	59, Koron Crump, Arizona State, 11/19/16
Long Interception Return, no score.....	59, Koron Crump, Arizona State, 11/19/16
Long Interception Return for TD.....	none
Tackles.....	19, Kenneth Olugbode, Colorado, 12/2/16
Sacks.....	2.0, Porter Gustin, USC, 11/12/16
Tackles for Loss.....	2.0, several times

WASHINGTON 2016 SEASON STATS

2016 TEAM SINGLE-GAME HIGHS

	Washington	Opponents
First Downs	31 (at California, Nov. 5)	25 (Utah, Oct. 29)
Rushing First Downs	17 (vs. Colorado, Dec. 2)	13 (Utah, Oct. 29)
Passing First Downs	20 (vs. Idaho, Sept. 10)	14 (USC, Nov. 12)
First Downs by Penalty	5 (at California, Nov. 5)	4 (Utah, Oct. 29)
Points	70 (at Oregon, Oct. 8)	28 (Arizona, Sept. 24)
Rushing Attempts	54 (vs. Colorado, Dec. 2)	48 (Rutgers, Sept. 3)
Rushing Yards	378 (at Oregon, Oct. 8)	308 (Arizona, Sept. 24)
Yards Per Rush	8.4 (at Oregon, Oct. 8)	7.2 (Arizona, Sept. 24)
Rushing Touchdowns	4 (at Oregon, Oct. 8)	3 (Arizona, Sept. 24)
Pass Attempts	44 (vs. Arizona State, Nov. 19)	50 (Washington State, Nov. 25)
Pass Completions	27 (vs. Idaho, Sept. 10; Arizona State, Nov. 19)	33 (Washington State, Nov. 25)
Interceptions	2 (vs. USC, Nov. 12; Arizona State, Nov. 19)	3 (three times)
Passing Yards	417 (at California, Nov. 5)	269 (Washington State, Nov. 25)
Passing Touchdowns	7 (at California, Nov. 5)	2 (three times)
Yards Per Completion	20.9 (at California, Nov. 5)	12.5 (USC, Nov. 12)
Total Plays	78 (vs. Colorado, Dec. 2)	88 (Rutgers, Sept. 3)
Total Offense	704 (at California, Nov. 5)	474 (Arizona, Sept. 24)
Total Offense Yards Per Play	9.6 (at California, Nov. 5)	6.4 (Arizona, Sept. 24)
Fumbles	2 (three times)	4 (Portland State, Sept. 17; Oregon, Oct. 8)
Fumbles Lost	1 (five times)	3 (Portland State, Sept. 17)
Interceptions By	3 (three times)	2 (USC, Nov. 12; Arizona State, Nov. 19)
Penalties	12 (at Oregon, Oct. 8)	11 (Stanford, Sept. 30)
Penalty Yards	89 (at Oregon, Oct. 8)	100 (Stanford, Sept. 30)
Kickoff Returns	4 (vs. Oregon State, Oct. 22; at California, Nov. 5)	10 (California, Nov. 5)
Kickoff Return Yards	129 (vs. Rutgers, Sept. 3)	158 (Stanford, Sept. 30)
Punt Returns	4 (at California, Nov. 5)	2 (three times)
Punt Return Yards	85 (vs. Rutgers, Sept. 3)	64 (Washington State, Nov. 25)
Tackles for Loss	11.0 (vs. Portland State, Sept. 17)	8.0 (Oregon, Oct. 8)
Tackles for Lost Yards	52 (vs. Stanford, Sept. 30)	38 (Rutgers, Sept. 3)
Sacks	8.0 (vs. Stanford, Sept. 30)	4.0 (Arizona, Sept. 24)
Time of Possession	38:34 (vs. Colorado, Dec. 2)	33:33 (Utah, Oct. 29)
Longest Scoring Drive (Plays)	16 plays, 75 yards (vs. Stanford, Sept. 30)	17 plays, 59 yards (Rutgers, Sept. 3)
Longest Scoring Drive (Yards)	98 yards, 10 plays (at Washington State, Nov. 25)	98 yards, 6 plays (Alabama, Dec. 31)
Shortest Scoring Drive (Plays)	1 play, 4 yards (vs. Rutgers, Sept. 3)	1 plays, 75 yards (Oregon State, Oct. 22)
Shortest Scoring Drive (Yards)	-2 yards, 4 plays (vs. Arizona State, Nov. 19)	-5 yards, 4 plays (Colorado, Dec. 2)

Box Score (Final)
2016 Washington Huskies Football
Rutgers vs Washington (09/03/16 at Seattle, WA)

Score by Quarters	1	2	3	4	Total
Rutgers	0	3	0	10	13
Washington	24	10	14	0	48

Qtr Time Scoring play

1st	12:14	WASH - McClatcher, C. 43 yd pass from Browning, Jake (Van Winkle, C. kick), 3-49 1:15
	07:21	WASH - Van Winkle, C. 45 yd field goal, 8-7 3:50
	03:42	WASH - Ross, John 38 yd pass from Browning, Jake (Van Winkle, C. kick), 5-85 1:43
	00:48	WASH - Ross, John 50 yd pass from Browning, Jake (Van Winkle, C. kick), 2-61 0:38
2nd	02:36	RU - Bonagura, David 38 yd field goal, 10-50 3:48
	02:22	WASH - Ross, John 92 yd kickoff return (Van Winkle, C. kick)
	00:00	WASH - Van Winkle, C. 42 yd field goal, 6-35 1:00
3rd	03:59	WASH - Pettis, Dante 68 yd punt return (Van Winkle, C. kick)
	00:29	WASH - Baccellia, A. 4 yd pass from Carta-Samuels (Van Winkle, C. kick), 1-4 0:05
4th	10:25	RU - Bonagura, David 23 yd field goal, 17-59 4:57
	05:53	RU - Grant, Janarion 10 yd run (Bonagura, David kick), 7-65 2:29

	RU	WASH
FIRST DOWNS	21	17
RUSHES-YARDS (NET)	48-136	30-91
PASSING YDS (NET)	168	289
Passes Att-Comp-Int	40-24-1	29-20-1
TOTAL OFFENSE PLAYS-YARDS	88-304	59-380
Fumble Returns-Yards	0-0	0-0
Punt Returns-Yards	0-0	3-85
Kickoff Returns-Yards	3-76	3-129
Interception Returns-Yards	1-0	1-46
Punts (Number-Avg)	8-38.8	4-34.2
Fumbles-Lost	3-2	0-0
Penalties-Yards	4-35	3-30
Possession Time	33:15	26:45
Third-Down Conversions	5 of 20	3 of 12
Fourth-Down Conversions	2 of 3	1 of 2
Red-Zone Scores-Chances	3-3	1-3
Sacks By: Number-Yards	2-9	3-26

RUSHING: Rutgers-Hicks, Josh 14-70; Goodwin, Justin 15-49; Grant, Janarion 6-28; Sneed, Trey 2-8; Bailey, Dacoven 1-1; Laviano, Chris 9-minus 4; TEAM 1-minus 16. Washington-Gaskin, Myles 15-57; Dotson, Jomon 7-27; McClatcher, C. 1-13; Coleman, Lavon 3-7; Baker, Budda 1-minus 1; Team 1-minus 3; Browning, Jake 2-minus 9.

PASSING: Rutgers-Laviano, Chris 24-40-1-168. Washington-Browning, Jake 18-27-1-287; Carta-Samuels 2-2-0-2.

RECEIVING: Rutgers-Grant, Janarion 9-56; Goodwin, Justin 5-46; Arcidiacono, N. 4-27; Patton, Andre 2-25; Flanagan, Matt 2-7; Agudosi, C. 1-5; Bailey, Dacoven 1-2. Washington-Ross, John 5-90; Daniels, Darrell 4-64; McClatcher, C. 3-52; Baccellia, A. 2-40; Pettis, Dante 2-24; Gaskin, Myles 1-11; Fuller, Aaron 1-5; Sample, Drew 1-5; Lindquist, Jeff 1-minus 2.

INTERCEPTIONS: Rutgers-Cioffi, Anthony 1-0. Washington-Beaver, Brandon 1-46.

FUMBLES: Rutgers-Laviano, Chris 1-1; TEAM 1-0; Bailey, Dacoven 1-1. Washington-None.

Rutgers (0-1) vs. Washington (1-0)

Date: 09/03/16 • Site: Seattle, WA • Stadium: Husky Stadium

Attendance: 58640

Kickoff time: 11:02 am • End of Game: 2:15 pm • Total elapsed time: 3:13

Officials: Referee: Michael Batlan; Umpire: Rick DiBernardo; Linesman: Harold Mitchell;

Line judge: Rich Troyer; Back judge: Joe Johnson; Field judge: Kevin Kieser;

Side judge: Michael Marsh; Center judge: Randy Campbell;

Temperature: 58 deg • Wind: Light • Weather: Overcast

SACKS (UA-A): Rutgers-Jones, Greg 1-0; Hunt, Andre 1-0. Washington-Vea, Vita 1-0; Qualls, Elijah 1-0.

TACKLES (UA-A): Rutgers-Hester, Kiy 6-2; Morris, Trevor 5-1; Austin, B. 4-2; Jones, Greg 3-2; Cioffi, Anthony 1-4; Bailey, Dacoven 3-0; Lambert, Q. 2-1; Wilkins, Kevin 2-1; Roberts, Deonte 1-2; Hamilton, D. 0-3; Pinnix-Odrick 2-0; Clayton, Najee 2-0; Hampton, Saquan 2-0; Hunt, Andre 1-1; Grant, Janarion 1-0; Wharton, Isaiah 1-0; Joseph, S. 1-0; Douglas, Ross 0-1. Washington-Bierria, K. 11-1; Victor, Azeem 5-6; King, Kevin 3-4; Burr-Kirven, Ben 4-1; McIntosh, Jojo 4-0; Potoa'e, Benning 3-1; Rapp, Taylor 2-2; Wooching, Psalm 1-3; Turner, Ezekiel 3-0; Beaver, Brandon 3-0; Jones, Sidney 2-1; Vea, Vita 2-1; Mathis, Joe 0-3; Gardenhire, D. 0-3; Wellington, B. 2-0; Sterk, Bryce 2-0; Turpin, Damion 2-0; Qualls, Elijah 1-1; Gaines, Greg 1-1; Wambaugh, Jake 0-2; Baker, Budda 0-2; Bartlett, Tevis 1-0; Miller, Jordan 1-0; O'Brien, Connor 1-0; Joyner, Austin 1-0; McClatcher, C. 1-0; McCoy, Ricky 0-1; Manu, Kyler 0-1.

Game Starters:

Rutgers

Pos	##	OFFENSE
LT	65	Cole, Tariq
LG	60	Miller, Dorian
C	69	Nelson, Derrick
RG	70	Muller, Chris
RT	77	Denman, J.J.
TE	42	Arcidiacono, N.
QB	5	Laviano, Chris
RB	32	Goodwin, Justin
WR	88	Patton, Andre
WR	13	Agudosi, C.
WR	1	Grant, Janarion

Pos	##	DEFENSE
DE	22	Lambert, Q.
NT	51	Joseph, S.
DT	91	Hamilton, D.
DE	53	Pinnix-Odrick
WLB	15	Morris, Trevor
MLB	26	Roberts, Deonte
SLB	33	Jones, Greg
CB	11	Wharton, Isaiah
FS	9	Hampton, Saquan
SS	31	Cioffi, Anthony
CB	10	Austin, B.

Washington

Pos	##	OFFENSE
WR	1	Ross, John
LT	72	Adams, Trey
LG	52	Eldrenkamp, J.
C	79	Shelton, C.
RG	60	Brostek, Shane
RT	58	McGary, Kaleb
TE	88	Sample, Drew
QB	3	Browning, Jake
TB	9	Gaskin, Myles
WR	83	Griffin, Connor
WR	8	Pettis, Dante

Pos	##	DEFENSE
DB	0C	Gardenhire, D.
DT	99	Gaines, Greg
DT	11	Qualls, Elijah
DE	5	Mathis, Joe
LB	36	Victor, Azeem
LB	7	Bierria, K.
LB	28	Wooching, Psalm
S	14	McIntosh, Jojo
S	32	Baker, Budda
CB	26	Jones, Sidney
CB	20	King, Kevin

Rutgers: 2-Hester, Kiy, 3-Harris, Jawuan, 4-Sneed, Trey, 8-Hicks, Josh, 9K-Bonagura, David, 12-Nash, Myles, 21-Douglas, Ross, 28-Clayton, Najee, 29-Stevens, L., 30-Hunt, Andre, 36-Taylor, T.J., 38-Bailey, Dacoven, 39-Anya, Sandy, 40-Marquez, Kevin, 44-Maddox-Williams, 49-Russell, B., 59-Davis, Darnell, 71-Applefield, M., 73-Jackson, Jonah, 81-Flanagan, Matt, 84-Tsimis, John, 85-Lucy, Alan, 87-Matthews, Vance, 94-Cintron, M., 95-Bateky, Jon, 97-Smolar, Jared, 98-Hogan, Jimmy, 99-Wilkins, Kevin.

Washington: 0E-Lindquist, Jeff, 0I-Beaver, Brandon, 0G-Rodriguez, Tony, 0H-Potoa'e, Benning, 1A-Carta-Samuels, 1E-Beavers, DJ, 1I-Lewis, Brandon, 1J-Warren, Jusstis, 2A-Rapp, Taylor, 4-Joyner, Austin, 5F-Harris, Nick, 6-McClatcher, C., 10-Dotson, Jomon, 12-Fuller, Aaron, 13-Wellington, B., 15-Daniels, Darrell, 17-Bartlett, Tevis, 18-Young, K.J., 19-Baccellia, A., 21-Pounds, Quinten, 22-Coleman, Lavon, 23-Miller, Jordan, 24-Turner, Ezekiel, 25-Burr-Kirven, Ben, 27-Walker, Trevor, 29-O'Brien, Connor, 30-Manu, Kyler, 31-Before, Drew, 37-Sterk, Bryce, 38-Schuh, Hayden, 43-Vizcaino, T., 48-Van Winkle, C., 50-Vea, Vita, 51-Hutchison, Luke, 53-Wambaugh, Jake, 56-Pulu, Jared, 57-Clark, John, 66-Turpin, Damion, 67-Kneip, Michael, 70-Hilbers, Jared, 71-James, Matt, 73-Kirkland, A., 75-Sosebee, Jesse, 85-Ajamu, David, 89-Gardner, John, 91-McCoy, Ricky, 96-Bowman, Shane, 98-Dissly, Will.

Box Score (Final)
2016 Washington Huskies Football
Idaho vs Washington (09/10/16 at Seattle, Wash.)

Score by Quarters	1	2	3	4	Total
Idaho	0	0	7	7	14
Washington	7	28	14	10	59

Qtr Time Scoring play

1st	14:44	WASH - Pettis, Dante 21 yd pass from Browning, Jake (Van Winkle, C. kick), 1-21 0:10
2nd	12:09	WASH - Pettis, Dante 7 yd pass from Browning, Jake (Van Winkle, C. kick), 5-41 1:25
	07:37	WASH - McClatcher, C. 30 yd pass from Browning, Jake (Van Winkle, C. kick), 6-85 2:20
	03:25	WASH - Gaskin, Myles 7 yd run (Van Winkle, C. kick), 6-45 2:11
	01:00	WASH - Ross, John 9 yd pass from Browning, Jake (Van Winkle, C. kick), 7-72 1:02
3rd	12:05	WASH - Ross, John 8 yd pass from Browning, Jake (Van Winkle, C. kick), 6-65 2:55
	04:44	IDAHO - Cowan, Trent 20 yd pass from Linehan, Matt (Rehkov, Austin kick), 8-80 3:09
	02:13	WASH - Pounds, Quinten 26 yd pass from Carta-Samuels (Van Winkle, C. kick), 5-49 2:24
4th	10:41	IDAHO - Amos, Gunnar 6 yd run (Rehkov, Austin kick), 15-75 6:32
	05:21	WASH - Van Winkle, C. 34 yd field goal, 10-47 5:11
	03:05	WASH - O'Brien, Connor 46 yd interception return (Van Winkle, C. kick)

	IDAHO	WASH
FIRST DOWNS	17	27
RUSHES-YARDS (NET)	38-104	30-126
PASSING YDS (NET)	218	356
Passes Att-Comp-Int	38-23-1	33-27-0
TOTAL OFFENSE PLAYS-YARDS	76-322	63-482
Fumble Returns-Yards	0-0	1-1
Punt Returns-Yards	0-0	2-7
Kickoff Returns-Yards	4-73	2-65
Interception Returns-Yards	0-0	1-46
Punts (Number-Avg)	5-47.4	3-43.7
Fumbles-Lost	2-2	1-1
Penalties-Yards	4-35	4-30
Possession Time	33:15	26:45
Third-Down Conversions	7 of 17	5 of 10
Fourth-Down Conversions	3 of 5	0 of 0
Red-Zone Scores-Chances	2-3	5-5
Sacks By: Number-Yards	2-10	4-24

RUSHING: Idaho-Petrino, Mason 9-48; Duckworth, A 9-30; Amos, Gunnar 4-24; Brantley, D 5-8; Saunders, I 4-5; Hightower, C 1-4; Linehan, Matt 6-minus 15. Washington-Gaskin, Myles 12-67; Dotson, Jomon 8-48; Coleman, Lavon 4-14; McClatcher, C. 1-9; Browning, Jake 3-minus 1; Ross, John 1-minus 4; Carta-Samuels 1-minus 7.

PASSING: Idaho-Linehan, Matt 19-29-0-187; Petrino, Mason 3-5-0-9; Amos, Gunnar 1-4-1-22. Washington-Browning, Jake 23-28-0-294; Carta-Samuels 4-5-0-62.

RECEIVING: Idaho-Cowan, Trent 4-48; Onunwor, A 4-38; Watson, Deon 3-41; Sannon, Jacob 3-14; Ungerer, David 3-8; Saunders, I 2-54; Hightower, C 2-5; Duckworth, A 1-7; Brantley, D 1-3. Washington-Ross, John 7-67; Pettis, Dante 6-88; McClatcher, C. 3-76; Gaskin, Myles 3-12; Pounds, Quinten 2-34; Daniels, Darrell 2-24; Baccellia, A. 1-19; Gardner, John 1-12; Coleman, Lavon 1-12; Fuller, Aaron 1-12.

INTERCEPTIONS: Idaho-None. Washington-O'Brien, Connor 1-46.

FUMBLES: Idaho-Sannon, Jacob 1-1; Hightower, L 1-1. Washington-Browning, Jake 1-1.

Idaho (1-1) vs. Washington (2-0)

Date: 09/10/16 • Site: Seattle, Wash. • Stadium: Husky Stadium
 Attendance: 60678

Kickoff time: 2:07 pm • End of Game: 5:20 pm • Total elapsed time: 3:13
 Officials: Referee: Terry Leyden; Umpire: Mike Stephens; Linesman: Darryl Johnson;
 Line judge: Tim Messuri; Back judge: Steve Hudson; Field judge: Shane Standley;
 Side judge: Ryan Dickson; Center judge: Douglas Wilson;
 Temperature: 71 deg • Wind: None • Weather: Clear

SACKS (UA-A): Idaho-Elliss, Kaden 1-0; Coleman, Aikeem 1-0. Washington-Vea, Vita 1-1; Baker, Budda 0-1; Bartlett, Tevis 1-0; Gaines, Greg 0-1; Wooming, Psalm 0-1.

TACKLES (UA-A): Idaho-Elliss, Kaden 3-5; Lashley, Tony 4-2; Banks, Desmond 3-3; Jordan, J 2-4; Siavii, Russell 4-0; Hampton, D.J. 2-2; Hall, Ed 2-2; Sylva, Jason 3-0; Smith, Khalin 3-0; Linehan, Mike 2-1; Olmstead, D.J. 2-0; Hawkins, Armond 2-0; Coleman, Aikeem 1-1; Shelton, Kevin 1-1; Anderson, Arie 0-2; Lupeamanu, T 0-2; Antoine, Glen 0-2; Barnett, Q 1-0; Cowan, Trent 1-0; Graham, Ty 1-0; Cable, Zach 0-1. Washington-Victor, Azeem 5-1; Baker, Budda 4-2; Bartlett, Tevis 3-1; Bryant, Myles 3-1; Rapp, Taylor 3-1; McIntosh, Jojo 2-2; Beaver, Brandon 3-0; Gaines, Greg 2-1; Preston, Matt 2-1; Vea, Vita 2-1; Walker, Trevor 1-2; Wambaugh, Jake 1-2; Schuh, Hayden 2-0; Jones, Sidney 2-0; Turpin, Damion 2-0; Gardenhire, D. 2-0; Burr-Kirven, Ben 2-0; Miller, Jordan 2-0; Mathis, Joe 1-1; King, Kevin 1-1; Wellington, B. 1-1; Potoa'e, Benning 1-0; Turner, Ezekiel 1-0; Beavers, DJ 1-0; Lewis, Brandon 1-0; Clark, John 1-0; Pulu, Jared 1-0; McCoy, Ricky 0-1; Wooming, Psalm 0-1.

Game Starters:

Idaho

Washington

Pos	##	OFFENSE
X	0A	Onunwor, A
W	8	Sannon, Jacob
Z	6	Hightower, C
QB	1A	Linehan, Matt
TE	0C	Watson, Deon
QT	63	White, Calvin
QG	70	Dixon, Zion
C	61	Matlock, Steve
SG	67	Woods, Mason
ST	76	Rose, Jordan
TE	1D	Cowan, Trent

Pos	##	OFFENSE
WR	1	Ross, John
LT	72	Adams, Trey
LG	52	Eldrenkamp, J.
C	79	Shelton, C.
RG	60	Brostek, Shane
RT	58	McGary, Kaleb
TE	88	Sample, Drew
QB	3	Browning, Jake
TB	10	Dotson, Jomon
WR	6	McClatcher, C.
WR	8	Pettis, Dante

Pos	##	DEFENSE
DT	44	Lupeamanu, T
N	15	Antoine, Glen
E	13	Shelton, Kevin
BUCK	7	Smith, Khalin
SLB	3	Elliss, Kaden
MLB	33	Lashley, Tony
WLB	40	Linehan, Mike
FC	0B	Hampton, D.J.
SS	4	Jordan, J
FS	11	Siavii, Russell
BC	25	Banks, Desmond

Pos	##	DEFENSE
DB	0I	Beaver, Brandon
DT	99	Gaines, Greg
DT	11	Qualls, Elijah
DE	5	Mathis, Joe
LB	36	Victor, Azeem
LB	7	Bierria, K.
LB	28	Wooming, Psalm
S	14	McIntosh, Jojo
S	32	Baker, Budda
CB	26	Jones, Sidney
CB	20	King, Kevin

Idaho: 0D-Petrino, Mason, 0G-Trotter, K, 0I-Hawkins, Armond, 0F-Rehkov, Austin, 1-Olmstead, D.J., 1F-Amos, Gunnar, 2-Ungerer, David, 2D-Duckworth, A, 4F-Herman, Josh, 5-Hightower, L, 10-Graham, Ty, 21-Saunders, I, 22-Coman, Doug, 24-Brantley, D, 26-Mwhela, Reuben, 29-Thomas, Sedrick, 31-Barnett, Q, 34-Bamis, Jack, 38-Strodtbeck, B, 42-Sylva, Jason, 50-Hall, Ed, 72-Johnson, P, 75-Peterson, D, 82-Schmidt, Will, 85-Wysocki, Joe, 90-Cable, Zach, 93-Anderson, Arie, 95-Ballard, Brett, 97-Coleman, Aikeem.

Washington: 0E-Lindquist, Jeff, 0C-Gardenhire, D., 0H-Potoa'e, Benning, 1E-Beavers, DJ, 1A-Carta-Samuels, 1I-Lewis, Brandon, 2A-Rapp, Taylor, 3A-Bryant, Myles, 5F-Harris, Nick, 9-Gaskin, Myles, 12-Fuller, Aaron, 13-Wellington, B., 15-Daniels, Darrell, 17-Bartlett, Tevis, 18-Young, K.J., 19-Baccellia, A., 21-Pounds, Quinten, 22-Coleman, Lavon, 23-Miller, Jordan, 24-Turner, Ezekiel, 25-Burr-Kirven, Ben, 27-Walker, Trevor, 29-O'Brien, Connor, 30-Manu, Kyler, 31-Before, Drew, 35-Stone, Mason, 37-Sterk, Bryce, 38-Schuh, Hayden, 39-Vergara, Sean, 40-Kinne, Ralph, 43-Vizcaino, T., 48-Van Winkle, C., 49-Carty, A.J., 50-Vea, Vita, 51-Hutchison, Luke, 53-Wambaugh, Jake, 54-Preston, Matt, 56-Pulu, Jared, 57-Clark, John, 59-Roberts, Henry, 66-Turpin, Damion, 67-Kneip, Michael, 70-Hilbers, Jared, 71-James, Matt, 73-Kirkland, A., 74-Turner, John, 75-Sosebee, Jesse, 77-Burleson, Devin, 83-Griffin, Connor, 85-Ajamu, David, 89-Gardner, John, 91-McCoy, Ricky, 96-Bowman, Shane, 97-Scrempos, Jason, 98-Dissly, Will.

Box Score (Final)
2016 Washington Huskies Football
Portland State vs Washington (09/17/16 at Seattle, Wash.)

Score by Quarters	1	2	3	4	Total
Portland State	0	0	3	0	3
Washington	14	14	0	13	41

Qtr Time Scoring play

1st	12:37	WASH - McClatcher, C. 43 yd pass from Browning, Jake (Van Winkle, C. kick), 5-75 2:26
	12:12	WASH - Daniels, Darrell 11 yd pass from Browning, Jake (Van Winkle, C. kick), 3-26 0:22
2nd	14:49	WASH - McClatcher, C. 13 yd pass from Browning, Jake (Van Winkle, C. kick), 12-80 5:09
	13:52	WASH - Gaskin, Myles 4 yd run (Van Winkle, C. kick), 2-4 0:12
3rd	01:01	PSU - Gonzales, J. 26 yd field goal, 12-41 5:33
4th	12:40	WASH - Gaskin, Myles 4 yd pass from Browning, Jake (Van Winkle, C. kick), 7-63 3:13
	02:24	WASH - Dissly, Will 27 yd pass from Carta-Samuels (Team kick failed), 3-40 1:19

	PSU	WASH
FIRST DOWNS	13	20
RUSHES-YARDS (NET)	42-34	35-213
PASSING YDS (NET)	148	194
Passes Att-Comp-Int	17-11-1	22-14-0
TOTAL OFFENSE PLAYS-YARDS	59-182	57-407
Fumble Returns-Yards	0-0	0-0
Punt Returns-Yards	0-0	0-0
Kickoff Returns-Yards	3-37	1-10
Interception Returns-Yards	0-0	1-0
Punts (Number-Avg)	6-36.5	3-37.3
Fumbles-Lost	4-3	2-1
Penalties-Yards	1-15	5-65
Possession Time	33:42	26:18
Third-Down Conversions	3 of 13	4 of 8
Fourth-Down Conversions	2 of 2	1 of 1
Red-Zone Scores-Chances	1-2	4-4
Sacks By: Number-Yards	1-5	4-22

RUSHING: Portland State-Tago, Nate 12-20; Thompson, M. 2-8; Floyd, Zach 11-7; Penn, Paris 5-7; Kuresa, Alex 12-minus 8. Washington-Gaskin, Myles 13-93; Coleman, Lavon 9-59; McClatcher, C. 3-37; Dotson, Jomon 5-20; Fuller, Aaron 1-3; Carta-Samuels 1-1; Browning, Jake 2-1; Team 1-minus 1.

PASSING: Portland State-Kuresa, Alex 11-17-1-148. Washington-Browning, Jake 12-19-0-163; Carta-Samuels 2-3-0-31.

RECEIVING: Portland State-Espitia, Maximo 4-75; Penn, Paris 3-22; Kraght, Josh 2-34; Seisay, Chris 1-10; Taumoepeau, C. 1-7. Washington-McClatcher, C. 4-69; Fuller, Aaron 3-34; Daniels, Darrell 2-35; Dissly, Will 1-27; Sample, Drew 1-11; Ross, John 1-10; Ajamu, David 1-4; Gaskin, Myles 1-4.

INTERCEPTIONS: Portland State-None. Washington-Jones, Sidney 1-0.

FUMBLES: Portland State-Espitia, Maximo 1-1; Thompson, M. 1-1; Tago, Nate 1-0; Kuresa, Alex 1-1. Washington-Fuller, Aaron 1-0; Browning, Jake 1-1.

Portland State (1-2) vs. Washington (3-0)

Date: 09/17/16 • Site: Seattle, Wash. • Stadium: Husky Stadium
 Attendance: 57151

Kickoff time: 5:07 pm • End of Game: 7:58 pm • Total elapsed time: 2:51
 Officials: Referee: Chris Coyte; Umpire: Bryan Hay; Linesman: Darryl Johnson;
 Line judge: Dale Keller; Back judge: Brad Robinson; Field judge: Steve Currie;
 Side judge: Jeff Dahle; Center judge: Matt. Richards;
 Temperature: 65 deg • Wind: SSW10mph • Weather: Cloudy

SACKS (UA-A): Portland State-Dade,Davond 1-0. Washington-Qualls, Elijah 1-0; Mathis, Joe 1-0; Beaver, Brandon 1-0; Wooching, Psalm 1-0.

TACKLES (UA-A): Portland State-McNichols,A. 9-4; Duronslet,Beau 2-5; Foreman,Tyler 4-2; Manning,Artuz 3-3; Bartlett,Kenton 2-1; Dade,Davond 2-1; Bodine,Sam 2-1; Jenkins,Anthony 1-2; DelToro,Anthony 1-1; Coleman,Xavier 0-2; Likio,Mosa 1-0; Cyphers,Malik 1-0; House,Dallas 1-0; Doman,Michael 0-1; Talalemotu,S. 0-1. Washington-Gaines, Greg 3-4; Bierria, K. 6-0; Vea, Vita 2-4; Bartlett, Tevis 3-2; Mathis, Joe 2-3; Burr-Kirven,Ben 3-1; Victor, Azeem 2-2; McIntosh, Jojo 3-0; Wooching, Psalm 2-1; Qualls, Elijah 2-1; Turner, Ezekiel 2-0; King, Kevin 1-1; Bowman, Shane 1-1; Rapp, Taylor 1-1; Baker, Budda 1-1; Potoa'e,Benning 1-0; Wellington, B. 1-0; Beaver, Brandon 1-0; Walker, Trevor 0-1; Jones, Sidney 0-1; Miller, Jordan 0-1; Coleman, Lavon 0-1.

Game Starters:

Portland State

Washington

Pos	##	OFFENSE
LT	79	Creceilius,R.
LG	71	Mosley,Tyshon
C	68	Keizur,Cam
RG	72	Bach,Chad
RT	76	Bacon,Troy
TE	61	Outslay,Justin
QB	7	Kuresa,Alex
RB	25	Tago,Nate
ZWR	80	Riley,Trent
HB	73	FisherKeller,P.
HB	68	Keizur,Cam

Pos	##	OFFENSE
WR	21	Pounds, Quinten
LT	72	Adams, Trey
LG	52	Eldrenkamp, J.
C	79	Shelton, C.
RG	60	Brostek, Shane
RT	58	McGary, Kaleb
TE	15	Daniels,Darrell
QB	3	Browning, Jake
TB	9	Gaskin, Myles
WR	19	Baccellia, A.
TE	88	Sample, Drew

Pos	##	DEFENSE
LE	94	Doman,Michael
LT	95	Talalemotu,S.
RT	98	DelToro,Anthony
RE	99	Dade,Davond
DE	36	Bodine,Sam
MLB	54	McNichols,A.
NICK	39	Duronslet,Beau
CB	28	Jenkins,Anthony
SS	20	Hayes,Chris
FS	15	Foreman,Tyler
CB	38	Coleman,Xavier

Pos	##	DEFENSE
DB	2A	Rapp, Taylor
DT	99	Gaines, Greg
DT	11	Qualls, Elijah
DE	5	Mathis, Joe
LB	36	Victor, Azeem
LB	7	Bierria, K.
LB	28	Wooching, Psalm
S	14	McIntosh, Jojo
S	32	Baker, Budda
CB	26	Jones, Sidney
CB	20	King, Kevin

Portland State: 2-Penn,Paris, 3-Calo,Justin, 4-Kraght,Josh, 9-Seisay,Chris, 10-Cavanaugh,Blair, 14-Gonzales,J., 16-Kinsella,Marcus, 19-Cyphers,Malik, 21-Wood,Ryan, 23-Brown,Montre, 24-Manning,Artuz, 26-Thompson,Devin, 29-Floyd,Zach, 32-Holman,Austin, 35-Thompson,M., 37-Martin,Carlos, 40-Dwyer,Zack, 48-Shackelford,R., 51-Bartlett,Kenton, 52-Biaggi,Taylor, 53-Wolff,Austin, 55-Likio,Mosa, 57-Norcross,John, 58-House,Dallas, 70-Brown,Josh, 84-Sommer,Cam, 86-Ford,Cole, 88-Espitia,Maximo, 89-Taumoepeau,C., 91-Dawson,William, 97-Taumoeanga,S..

Washington: 0H-Potoa'e,Benning, 0E-Lindquist, Jeff, 0C-Gardenhire, D., 0I-Beaver, Brandon, 1I-Lewis, Brandon, 1A-Carta-Samuels, 1-Ross, John, 3A-Bryant, Myles, 5F-Harris, Nick, 6-McClatcher, C., 8-Pettis, Dante, 10-Dotson, Jomon, 12-Fuller, Aaron, 13-Wellington, B., 17-Bartlett, Tevis, 18-Young, K.J., 22-Coleman, Lavon, 23-Miller, Jordan, 24-Turner, Ezekiel, 25-Burr-Kirven,Ben, 27-Walker, Trevor, 29-O'Brien, Connor, 30-Manu, Kyle, 31-Before, Drew, 35-Stone, Mason, 38-Schuh, Hayden, 39-Vergara, Sean, 43-Vizcaino, T., 48-Van Winkle, C., 50-Vea, Vita, 51-Hutchison, Luke, 53-Wambaugh, Jake, 54-Preston, Matt, 56-Pulu, Jared, 57-Clark, John, 59-Roberts, Henry, 66-Turpin, Damion, 67-Kneip, Michael, 70-Hilbers, Jared, 71-James, Matt, 73-Kirkland, A., 74-Turner, John, 75-Sosebee, Jesse, 77-Burleson, Devin, 83-Griffin, Connor, 85-Ajamu, David, 96-Bowman, Shane, 98-Dissly, Will.

Box Score (Final)
2016 Washington Huskies Football
#9 Washington vs Arizona (09/24/16 at Tucson, Ariz.)

Score by Quarters	1	2	3	4	OT	Total
Washington	0	14	7	7	7	35
Arizona	7	7	0	14	0	28

Qtr Time Scoring play

1st	09:01	ARIZ - Taylor, J.J. 1 yd run (Pollack, J. kick), 15-75 5:59
2nd	09:45	WASH - Ross, John 32 yd run (Van Winkle, C. kick), 8-97 3:54
	09:06	ARIZ - Dawkins, B. 79 yd run (Pollack, J. kick), 2-94 0:33
	05:28	WASH - Ross, John 12 yd pass from Browning, Jake (Van Winkle, C. kick), 7-75 3:38
3rd	11:24	WASH - Browning, Jake 3 yd run (Van Winkle, C. kick), 7-75 3:36
4th	04:45	ARIZ - Dawkins, B. 2 yd run (Pollack, J. kick), 5-66 1:59
	03:25	WASH - Coleman, Lavon 55 yd run (Van Winkle, C. kick), 3-66 1:15
	00:17	ARIZ - Kern, J. 3 yd pass from Dawkins, B. (Pollack, J. kick), 9-75 3:08
OT	15:00	WASH - Pettis, Dante 4 yd pass from Browning, Jake (Van Winkle, C. kick), 11--8 0:12

	WASH	ARIZ
FIRST DOWNS	24	23
RUSHES-YARDS (NET)	51-352	43-308
PASSING YDS (NET)	160	167
Passes Att-Comp-Int	21-14-1	31-19-1
TOTAL OFFENSE PLAYS-YARDS	72-512	74-475
Fumble Returns-Yards	0-0	0-0
Punt Returns-Yards	1-1	2--10
Kickoff Returns-Yards	3-50	1-4
Interception Returns-Yards	1-0	1-0
Punts (Number-Avg)	3-40.3	3-51.7
Fumbles-Lost	1-0	3-2
Penalties-Yards	8-63	2-30
Possession Time	34:58	25:02
Third-Down Conversions	5 of 12	6 of 14
Fourth-Down Conversions	0 of 1	2 of 4
Red-Zone Scores-Chances	2-3	3-4
Sacks By: Number-Yards	2-4	4-20

RUSHING: Washington-Coleman, Lavon 11-181; Gaskin, Myles 24-85; Ross, John 1-32; Browning, Jake 11-28; Dotson, Jomon 3-23; McClatcher, C. 1-3. Arizona-Dawkins, B. 13-176; Taylor, J.J. 19-97; Green, Z. 6-19; Johnson, T. 5-16.

PASSING: Washington-Browning, Jake 14-21-1-160. Arizona-Dawkins, B. 19-31-1-167.

RECEIVING: Washington-Ross, John 4-28; Pettis, Dante 3-39; McClatcher, C. 2-72; Daniels, Darrell 2-12; Coleman, Lavon 2-7; Gaskin, Myles 1-2. Arizona-Brown, S. 7-114; Poindexter, S. 3-29; Phillips, N. 2-5; Griffey, T. 1-6; Wood, T. 1-4; Grant, S. 1-4; Green, Z. 1-3; Kern, J. 1-3; Johnson, T. 1-1; Taylor, J.J. 1-minus 2.

INTERCEPTIONS: Washington-King, Kevin 1-0. Arizona-Cruikshank, D. 1-0.

FUMBLES: Washington-Ross, John 1-0. Arizona-Johnson, T. 2-1; Phillips, N. 1-1.

Washington (4-0,1-0) vs. Arizona (2-2,0-1)

Date: 09/24/16 • Site: Tucson, Ariz. • Stadium: Arizona Stadium

Attendance: 48747

Kickoff time: 7:31 pm • End of Game: 10:53 pm • Total elapsed time: 3:22

Officials: Referee: M. Mothershed; Umpire: R. Meisenheimer; Linesman: K. Mattson;

Line judge: M. Dornan; Back judge: S. Steichen; Field judge: M. Hall;

Side judge: M. Marsh; Center judge: M. McCabe;

Temperature: 74 • Wind: NNW 9 • Weather: Clear

Television: Pac-12 Network

SACKS (UA-A): Washington-Gardenhire, D. 1-0; Mathis, Joe 1-0. Arizona-Ippolito, C. 1-1; Banda, J. 2-0; Magloire Jr, P. 0-1.

TACKLES (UA-A): Washington-Victor, Azeem 10-0; Baker, Budda 9-1; Jones, Sidney 6-1; Qualls, Elijah 6-0; Mathis, Joe 4-2; Wooming, Psalm 5-0; Bierria, K. 3-1; Vea, Vita 2-2; Gardenhire, D. 3-0; McIntosh, Jojo 1-2; O'Brien, Connor 2-0; Burr-Kirven, Ben 1-0; Gaines, Greg 1-0; King, Kevin 0-1. Arizona-FlanniganFowles 8-0; McCall Jr., J. 6-1; Neal, D. 6-0; Ippolito, C. 5-1; Barton, M. 4-2; Banda, J. 4-1; Kenny, J. 4-0; Cruikshank, D. 3-1; Magloire Jr, P. 2-2; Mashack, K. 3-0; Cooper, T. 3-0; Belknap, J. 2-0; Ulloa, C. 1-0; Denson, C. 1-0; Fanene, A. 1-0; Bruno, L. 1-0.

Game Starters:

Washington

Pos	##	OFFENSE
WR	1	Ross, John
LT	72	Adams, Trey
LG	52	Eldrenkamp, J.
C	79	Shelton, C.
RG	60	Brostek, Shane
RT	58	McGary, Kaleb
TE	88	Sample, Drew
QB	3	Browning, Jake
TB	9	Gaskin, Myles
WR	12	Fuller, Aaron
TE	98	Dissly, Will

Pos	##	DEFENSE
DL	99	Gaines, Greg
DL	11	Qualls, Elijah
DE	5	Mathis, Joe
LB	36	Victor, Azeem
LB	7	Bierria, K.
LB	28	Wooming, Psalm
S	14	McIntosh, Jojo
S	32	Baker, Budda
CB	26	Jones, Sidney
CB	20	King, Kevin
S	0C	Gardenhire, D.

Arizona

Pos	##	OFFENSE
WR	5	Griffey, T.
SL	1A	Phillips, N.
LT	58	Friekh, L.
LG	72	Tagalao, F.
C	64	Eldridge, N.
RG	78	Alsadek, J.
RT	67	de Beer, G.
QB	1C	Dawkins, B.
RB	2C	Taylor, J.J.
SL	0F	Brown, S.
WR	1J	Grant, S.

Pos	##	DEFENSE
DE	86	Belknap, J.
NG	99	Fuimaono, S.
DT	92	Banda, J.
STUD	56	Kenny, J.
MIKE	57	Ippolito, C.
WILL	14	Magloire Jr, P.
SPUR	31	Cooper, T.
BAND	6	FlanniganFowles
BC	9	Cruikshank, D.
FC	19	Neal, D.
FS	29	McCall Jr., J.

Washington: 0I-Beaver, Brandon, 0E-Lindquist, Jeff, 2A-Rapp, Taylor, 4-Joyner, Austin, 6-McClatcher, C., 8-Pettis, Dante, 10-Dotson, Jomon, 13-Wellington, B., 15-Daniels, Darrell, 17-Bartlett, Tevis, 19-Baccellia, A., 21-Pounds, Quinten, 22-Coleman, Lavon, 23-Miller, Jordan, 24-Turner, Ezekiel, 25-Burr-Kirven, Ben, 27-Walker, Trevor, 29-O'Brien, Connor, 31-Before, Drew, 43-Vizcaino, T., 48-Van Winkle, C., 50-Vea, Vita, 51-Hutchison, Luke, 66-Turpin, Damion, 73-Kirkland, A., 75-Sosebee, Jesse, 92-Johnson, Jaylen, 96-Bowman, Shane.

Arizona: 0B-Johnson, T., 1E-Morin, M., 1G-Kern, J., 3-Denson, C., 5F-Reinhardt, N., 5E-Walton, L., 8-Wood, T., 10-Holland, M., 11-Barton, M., 15-Mashack, K., 17-Whittaker, J., 18-Rutt, B., 20-Ulloa, C., 21-Hayes, I., 25-Mariscal, A., 28-Vaughn, C., 30-Pollack, J., 34-Green, Z., 37-Hehr, C., 38-Leon, B., 47-Matthews, J., 59-Stagg, M., 60-Bruno, L., 62-Fanene, A., 69-Boettcher, C., 76-Creaseon, C., 80-Poindexter, S., 82-Gastelum, E., 84-Mendivil, A., 94-Allen, C..

Box Score (Final)
2016 Washington Huskies Football
Stanford vs Washington (09/30/16 at Seattle, Wash.)

Score by Quarters	1	2	3	4	Total
Stanford	0	0	6	0	6
Washington	13	10	7	14	44

Qtr Time Scoring play

1st	09:18	WASH - Pettis, Dante 3 yd pass from Browning, Jake (Van Winkle, C. kick blockd), 7-64 3:06
	03:52	WASH - Gaskin, Myles 4 yd run (Van Winkle, C. kick), 5-55 2:29
2nd	08:52	WASH - Van Winkle, C. 18 yd field goal, 11-61 4:16
	03:46	WASH - Ross, John 19 yd pass from Browning, Jake (Van Winkle, C. kick), 5-70 2:09
3rd	11:56	WASH - Gaskin, Myles 8 yd run (Van Winkle, C. kick), 4-40 1:31
	00:24	STAN - A.-Whiteside,JJ 19 yd pass from Burns,R (Burns,R pass failed), 14-80 4:11
4th	05:30	WASH - Fuller, Aaron 3 yd pass from Browning, Jake (Van Winkle, C. kick), 16-75 9:47
	01:38	WASH - Coleman, Lavon 25 yd run (Van Winkle, C. kick), 5-46 2:56

	STAN	WASH
FIRST DOWNS	14	22
RUSHES-YARDS (NET)	30-29	41-214
PASSING YDS (NET)	184	210
Passes Att-Comp-Int	27-18-0	21-15-0
TOTAL OFFENSE PLAYS-YARDS	57-213	62-424
Fumble Returns-Yards	0-0	0-0
Punt Returns-Yards	1-3	3-36
Kickoff Returns-Yards	7-158	2-45
Interception Returns-Yards	0-0	0-0
Punts (Number-Avg)	5-41.0	2-40.5
Fumbles-Lost	3-2	1-0
Penalties-Yards	11-100	5-60
Possession Time	27:28	32:32
Third-Down Conversions	2 of 12	9 of 12
Fourth-Down Conversions	2 of 4	0 of 0
Red-Zone Scores-Chances	1-2	6-6
Sacks By: Number-Yards	0-0	8-47

RUSHING: Stanford-McCaffrey,C 12-49; Scarlett,C 4-11; Love,B 1-3; Thomas,T 1-minus 4; Chryst,K 3-minus 13; Burns,R 9-minus 17. Washington-Gaskin, Myles 18-100; Coleman, Lavon 11-74; Dotson, Jomon 7-30; Browning, Jake 2-8; Ross, John 1-1; McClatcher, C. 2-1.

PASSING: Stanford-Burns,R 15-22-0-151; Chryst,K 3-5-0-33. Washington-Browning, Jake 15-21-0-210.

RECEIVING: Stanford-McCaffrey,C 5-30; Irwin,T 3-67; Schultz,D 3-24; Rector,M 3-18; A.-Whiteside,JJ 2-24; Brandt-Sims,I 1-16; Love,B 1-5. Washington-Ross, John 4-82; Pettis, Dante 4-60; McClatcher, C. 4-44; Pounds, Quinten 1-12; Baccellia, A. 1-9; Fuller, Aaron 1-3.

INTERCEPTIONS: Stanford-None. Washington-None.

FUMBLES: Stanford-Chryst,K 1-0; Burns,R 1-1; Team 1-1. Washington-Pettis, Dante 1-0.

Stanford (3-1,2-1) vs. Washington (5-0,2-0)

Date: 09/30/16 • Site: Seattle, Wash. • Stadium: Husky Stadium

Attendance: 72027

Kickoff time: 6:02 pm • End of Game: 9:12 pm • Total elapsed time: 3:10

Officials: Referee: Mark Duddy; Umpire: Tim Schroeder; Linesman: C. Barrett;

Line judge: Steven Kovac; Back judge: David Ross; Field judge: Kevin Kieser;

Side judge: Shane Anderson; Center judge: C. Wiggins;

Temperature: 64 deg • Wind: 3 mph E • Weather: Clear

SACKS (UA-A): Stanford-None. Washington-Wooching, Psalm 3-0; Mathis, Joe 2-0; Gaines, Greg 1-0; O'Brien, Connor 1-0; Veal, Vita 1-0.

TACKLES (UA-A): Stanford-Lloyd,D 4-3; Barton,S 4-1; Thomas,S 3-2; Hoffpauir,Z 3-2; Reid,J 4-0; Davis,N 2-2; Edwards,B 2-2; Perez,J 3-0; Murphy,A 3-0; Palma,K 0-3; Toohill,C 2-0; Kalambayi,P 2-0; Phillips,H 2-0; Jackson,D 2-0; Buncom,F 1-1; McNitzky,R 1-0; Alexander,T 1-0; Watkins,J 1-0; Jones,C 1-0; Alfieri,J 1-0; Branch,M 1-0; Kaumatule,L 0-1; Okereke,B 0-1. Washington-Victor, Azeem 5-6; Bierria, K. 5-3; Wooching, Psalm 5-1; Baker, Budda 3-3; Qualls, Elijah 2-3; Mathis, Joe 4-0; Gardenhire, D. 3-0; O'Brien, Connor 2-1; Veal, Vita 2-1; Joyner, Austin 2-0; Gaines, Greg 2-0; Rapp, Taylor 1-1; Turner, Ezekiel 1-1; McIntosh, Jojo 1-1; Potoa'e,Benning 1-0; Bartlett, Tevis 1-0; King, Kevin 1-0; Miller, Jordan 1-0; Schuh, Hayden 1-0; Jones, Sidney 0-1.

Game Starters:

Stanford

Pos	##	OFFENSE
WR	0C	Rector,M
TE	0I	Schultz,D
LT	7E	Hall,AT
LG	64	Bright,D
C	73	Burkett,J
RG	5G	Caspers,J
RT	77	Tucker,C
WR	0B	Irwin,T
QB	1G	Burns,R
RB	5	McCaffrey,C
WR	1I	A.-Whiteside,JJ

Pos	##	DEFENSE
DE	90	Thomas,S
DT	66	Phillips,H
FS	10	Hoffpauir,Z
OLB	32	Alfieri,J
ILB	44	Palma,K
ILB	20	Okereke,B
OLB	34	Kalambayi,P
CB	23	Murphy,A
S	8	Reid,J
S	29	Lloyd,D
CB	11	Alexander,T

Washington

Pos	##	OFFENSE
WR	1	Ross, John
LT	72	Adams, Trey
LG	52	Eldrenkamp, J.
C	79	Shelton, C.
RG	60	Brostek, Shane
RT	58	McGary, Kaleb
TE	15	Daniels,Darrell
QB	3	Browning, Jake
TB	9	Gaskin, Myles
WR	6	McClatcher, C.
WR	8	Pettis, Dante

Pos	##	DEFENSE
DE	50	Veal, Vita
DT	99	Gaines, Greg
DT	11	Qualls, Elijah
LB	29	O'Brien, Connor
LB	36	Victor, Azeem
LB	7	Bierria, K.
LB	28	Wooching, Psalm
S	14	McIntosh, Jojo
S	32	Baker, Budda
CB	26	Jones, Sidney
CB	20	King, Kevin

Stanford: 0H-Stewart,D, 1C-Thomas,T, 1J-Chryst,K, 1E-Williams,R, 2-Simmons,B, 2J-Love,B, 2A-Brandt-Sims,I, 2B-Scarlett,C, 3-Davis,N, 4-Buncom,F, 9-Edwards,B, 14-Bailey,J, 15-Perez,J, 21-Robinson,C, 27-Barton,S, 30-Jones,C, 31-Branch,M, 33-Tyler,M, 45-Chandler,C, 52-Toohill,C, 54-Wilson,N, 63-Herbig,N, 69-McNitzky,R, 75-Watkins,J, 76-Dreyer,J, 80-Cotton,E, 82-Harrell,C, 97-Jackson,D, 99-Kaumatule,L.

Washington: 0E-Lindquist, Jeff, 0H-Potoa'e,Benning, 0C-Gardenhire, D., 0I-Beaver, Brandon, 1J-Warren, Jusstis, 1A-Carta-Samuels, 1E-Beavers, DJ, 2A-Rapp, Taylor, 3A-Bryant, Myles, 4-Joyner, Austin, 5F-Harris, Nick, 5-Mathis, Joe, 10-Dotson, Jomon, 12-Fuller, Aaron, 13-Wellington, B., 17-Bartlett, Tevis, 19-Baccellia, A., 21-Pounds, Quinten, 22-Coleman, Lavon, 23-Miller, Jordan, 24-Turner, Ezekiel, 25-Burr-Kirven,Ben, 27-Walker, Trevor, 38-Schuh, Hayden, 39-Vergara, Sean, 43-Vizcaino, T., 48-Van Winkle, C., 51-Hutchison, Luke, 54-Preston, Matt, 66-Turpin, Damion, 67-Kneip, Michael, 73-Kirkland, A., 75-Sosebee, Jesse, 85-Ajamu, David, 88-Sample, Drew, 92-Johnson, Jaylen, 96-Bowman, Shane, 98-Dissly, Will.

Box Score (Final)
2016 Washington Huskies Football
#5 Washington vs Oregon (10/08/16 at Eugene, OR)

Score by Quarters	1	2	3	4	Total
Washington	21	14	21	14	70
Oregon	0	7	14	0	21

Qtr Time Scoring play

1st	13:23	WASH - Browning, Jake 1 yd run (Van Winkle, C. kick), 3-30 1:19
	07:30	WASH - Ross, John 3 yd pass from Browning, Jake (Van Winkle, C. kick), 10-67 4:08
	02:37	WASH - Gaskin, Myles 65 yd run (Van Winkle, C. kick), 1-65 0:11
2nd	05:27	WASH - Ross, John 15 yd pass from Browning, Jake (Van Winkle, C. kick), 5-94 2:32
	03:33	ORE - Brooks-James 18 yd pass from Herbert, Justin (Schneider, A. kick), 8-75 1:54
	00:21	WASH - Browning, Jake 7 yd run (Van Winkle, C. kick), 5-55 0:48
3rd	11:07	WASH - Ross, John 3 yd pass from Browning, Jake (Van Winkle, C. kick), 10-75 3:53
	08:34	ORE - Griffin, Taj 21 yd pass from Herbert, Justin (Schneider, A. kick), 8-66 2:33
	07:17	WASH - Pettis, Dante 28 yd pass from Browning, Jake (Van Winkle, C. kick), 3-75 1:17
	05:07	WASH - Pettis, Dante 10 yd pass from Browning, Jake (Van Winkle, C. kick), 4-70 1:35
	02:44	ORE - Griffin, Taj 10 yd run (Schneider, A. kick), 7-79 2:23
4th	13:58	WASH - Dotson, Jomon 44 yd pass from Browning, Jake (Van Winkle, C. kick), 8-75 3:46
	09:58	WASH - Dotson, Jomon 5 yd run (Van Winkle, C. kick), 6-52 3:06

	WASH	ORE
FIRST DOWNS	30	22
RUSHES-YARDS (NET)	45-378	43-230
PASSING YDS (NET)	304	179
Passes Att-Comp-Int	28-22-0	34-21-1
TOTAL OFFENSE PLAYS-YARDS	73-682	77-409
Fumble Returns-Yards	0-0	0-0
Punt Returns-Yards	2-6	1-6
Kickoff Returns-Yards	0-0	7-90
Interception Returns-Yards	1-15	0-0
Punts (Number-Avg)	5-45.0	7-38.7
Fumbles-Lost	0-0	4-1
Penalties-Yards	12-89	5-40
Possession Time	32:22	27:38
Third-Down Conversions	5 of 9	6 of 17
Fourth-Down Conversions	0 of 0	1 of 4
Red-Zone Scores-Chances	7-7	2-3
Sacks By: Number-Yards	3-12	2-6

RUSHING: Washington-Gaskin, Myles 16-197; Dotson, Jomon 12-61; Coleman, Lavon 6-60; Ross, John 1-26; Browning, Jake 6-21; Baccellia, A. 2-16; Team 2-minus 3. Oregon-Griffin, Taj 7-60; Brooks-James 8-60; LaCoste, Jarret 10-55; Freeman, Royce 11-50; Herbert, Justin 6-6; Nelson, Charles 1-minus 1.

PASSING: Washington-Browning, Jake 22-28-0-304. Oregon-Herbert, Justin 21-34-1-179.

RECEIVING: Washington-Ross, John 9-94; Pettis, Dante 8-134; Dotson, Jomon 2-52; Gaskin, Myles 1-12; Daniels, Darrell 1-8; Sample, Drew 1-4. Oregon-Nelson, Charles 7-45; Carrington, D. 3-47; Brooks-James 3-19; Brown, Pharaoh 3-18; Griffin, Taj 1-21; Mundt, Johnny 1-17; Baylis, Evan 1-8; Brown, Jalen 1-4; Freeman, Royce 1-0.

INTERCEPTIONS: Washington-Baker, Budda 1-15. Oregon-None.

FUMBLES: Washington-None. Oregon-LaCoste, Jarret 2-0; Nelson, Charles 1-0; Freeman, Royce 1-1.

Washington (6-0,3-0) vs. Oregon (2-4,0-3)

Date: 10/08/16 • Site: Eugene, OR • Stadium: Autzen Stadium

Attendance: 58842

Kickoff time: 4:35 PM • End of Game: 8:04 PM • Total elapsed time: 3:29

Officials: Referee: Mothershed, Mich; Umpire: Meisenheimer, Ro; Linesman: Mattson, Kirk;

Line judge: Dorman, Matt; Back judge: Steichen, Steve; Field judge: Hall, Michael;

Side judge: Weseloh, Mike; Center judge: McCabe, Mike;

Temperature: 70 • Wind: S @5MPH • Weather: Mostly Sunny

SACKS (UA-A): Washington-Gaines, Greg 2-0; Mathis, Joe 1-0. Oregon-Dye, Troy 1-0; Hotchkins, A.J. 1-0.

TACKLES (UA-A): Washington-McIntosh, Jojo 8-0; King, Kevin 4-1; Burr-Kirven, Ben 4-1; Mathis, Joe 3-2; Bierria, K. 2-3; Victor, Azeem 4-0; Beavers, DJ 2-2; Jones, Sidney 2-2; Baker, Budda 3-0; Johnson, Jaylen 2-1; Wambaugh, Jake 1-2; Rapp, Taylor 1-2; Qualls, Elijah 0-3; Ve, Vita 2-0; Turpin, Damion 2-0; Potoa'e, Benning 2-0; Gaines, Greg 2-0; Beaver, Brandon 1-1; Turner, Ezekiel 1-1; Wellington, B. 1-0; Dissly, Will 1-0; Bartlett, Tevis 1-0; Joyner, Austin 1-0; O'Brien, Connor 1-0; Walker, Trevor 1-0; Bowman, Shane 0-1. Oregon-Swain, Jimmie 4-4; Robinson, Tyree 4-1; Springs, Arrion 4-1; Hotchkins, A.J. 3-1; Oliver, Khalil 3-1; Hollins, Justin 2-2; Dye, Troy 3-0; Schooler, B. 2-1; Mattingly, D. 0-3; Lovette, Malik 2-0; Mondeaux, Henry 2-0; Manu, Rex 1-1; Kaumatule, C. 1-1; Simms, Keith 1-1; Griffin, Ty 1-1; Daniels, Reggie 0-2; Apelu, Kaulana 1-0; Tei-Kirby, W. 1-0; George, Elijah 1-0; Amadi, Ugo 1-0; Janis, Jhet 1-0; Young, Bryson 0-1; Leiato II, F. 0-1.

Game Starters:

Washington

Oregon

Pos	##	OFFENSE
WR	1	Ross, John
LT	72	Adams, Trey
LG	52	Eldrenkamp, J.
C	79	Shelton, C.
RG	73	Kirkland, A.
RT	58	McGary, Kaleb
TE	15	Daniels, Darrell
TE	88	Sample, Drew
WR	8	Pettis, Dante
QB	3	Browning, Jake
TB	9	Gaskin, Myles

Pos	##	OFFENSE
WR	15	Brown, Jalen
LT	66	Aiello, Brady
LG	68	Lemieux, Shane
C	5E	Hanson, Jake
RG	78	Hunt, Cameron
RT	5D	Throckmorton
TE	85	Brown, Pharaoh
WR	6	Nelson, Charles
WR	7	Carrington, D.
QB	10	Herbert, Justin
RB	21	Freeman, Royce

Pos	##	DEFENSE
S	21	Pounds, Quinten
DT	99	Gaines, Greg
DT	11	Qualls, Elijah
DE	5	Mathis, Joe
LB	36	Victor, Azeem
LB	7	Bierria, K.
LB	28	Wooching, Psalm
S	14	McIntosh, Jojo
S	32	Baker, Budda
CB	26	Jones, Sidney
CB	20	King, Kevin

Pos	##	DEFENSE
DE	92	Mondeaux, Henry
DT	47	Manu, Rex
DT	50	Maloata, Austin
DE	11	Hollins, Justin
WILL	18	Swain, Jimmie
MIKE	55	Hotchkins, A.J.
SAM	35	Dye, Troy
CB	2	Robinson, Tyree
S	8	Daniels, Reggie
S	43	Schooler, B.
CB	1	Springs, Arrion

Washington: 0G-Rodriguez, Tony, 0H-Potoa'e, Benning, 0I-Beaver, Brandon, 0E-Lindquist, Jeff, 0C-Gardenhire, D., 1E-Beavers, DJ, 1A-Carda-Samuels, 1I-Lewis, Brandon, 2A-Rapp, Taylor, 3A-Bryant, Myles, 4-Joyner, Austin, 5F-Harris, Nick, 10-Dotson, Jomon, 12-Fuller, Aaron, 13-Wellington, B., 17-Bartlett, Tevis, 18-Young, K.J., 19-Baccellia, A., 22-Coleman, Lavon, 23-Miller, Jordan, 24-Turner, Ezekiel, 25-Burr-Kirven, Ben, 27-Walker, Trevor, 29-O'Brien, Connor, 31-Before, Drew, 38-Schuh, Hayden, 43-Vizcaino, T., 48-Van Winkle, C., 50-Ve, Vita, 51-Hutchison, Luke, 53-Wambaugh, Jake, 54-Preston, Matt, 66-Turpin, Damion, 67-Kneip, Michael, 70-Hilbers, Jared, 71-James, Matt, 75-Sosebee, Jesse, 83-Griffin, Connor, 85-Ajamu, David, 92-Johnson, Jaylen, 96-Bowman, Shane, 98-Dissly, Will.

Oregon: 0I-McGraw, M., 1J-Griffin, Ty, 1B-Alie, Taylor, 3I-Apelu, Kaulana, 3-Moi, Jonah, 4-Ofodile, Alex, 4A-LaCoste, Jarret, 5-Griffin, Taj, 12-Janis, Jhet, 14-Amadi, Ugo, 17-Williams, J., 19-Leiato II, F., 20-Brooks-James, 23-Lovette, Malik, 24-Simms, Keith, 26-Oliver, Khalil, 27-Breeland, Jacob, 32-Heard, Eddie, 38-Wheeler, Ian, 41-Schneider, A., 42-Carriger, Cody, 45-Cumberlander, 46-Mattingly, D., 49-Wogan, Matt, 51-Baker, Gary, 54-McDowell, D., 56-Young, Bryson, 57-Brenner, Doug, 58-Carew, Tanner, 70-Morgan, Zac, 71-Tei-Kirby, W., 74-George, Elijah, 76-Pisarcik, Jake, 79-Voeller, Evan, 81-Baylis, Evan, 83-Mundt, Johnny, 89-Mitchell, D., 90-Carlberg, D., 91-Daniel, T.J., 99-Kaumatule, C..

Box Score (Final)
2016 Washington Huskies Football
Oregon State vs Washington (10/22/16 at Seattle, Wash.)

Score by Quarters	1	2	3	4	Total
Oregon State	0	0	10	7	17
Washington	21	10	10	0	41

Qtr Time Scoring play

1st	13:22	WASH - Fuller, Aaron 19 yd pass from Browning, Jake (Van Winkle, C. kick), 5-71 1:38
	10:35	WASH - Browning, Jake 1 yd run (Van Winkle, C. kick), 5-55 1:29
	00:20	WASH - Pettis, Dante 23 yd pass from Browning, Jake (Van Winkle, C. kick), 9-78 4:14
2nd	06:36	WASH - Gaskin, Myles 9 yd run (Van Winkle, C. kick), 6-47 3:02
	00:00	WASH - Van Winkle, C. 25 yd field goal, 8-46 1:13
3rd	09:55	OSU - Owens, Garrett 29 yd field goal, 9-54 5:05
	07:56	WASH - Pettis, Dante 41 yd pass from Browning, Jake (Van Winkle, C. kick), 4-75 1:55
	07:43	OSU - Bolden, Victor 75 yd run (Owens, Garrett kick), 1-75 0:13
	02:01	WASH - Van Winkle, C. 25 yd field goal, 12-65 5:37
4th	03:50	OSU - Cook, Tim 9 yd run (Owens, Garrett kick), 5-39 1:29

	OSU	WASH
FIRST DOWNS	15	26
RUSHES-YARDS (NET)	30-177	39-219
PASSING YDS (NET)	148	300
Passes Att-Comp-Int	27-12-2	31-15-0
TOTAL OFFENSE PLAYS-YARDS	57-325	70-519
Fumble Returns-Yards	0-0	0-0
Punt Returns-Yards	1-10	0-0
Kickoff Returns-Yards	2-46	4-39
Interception Returns-Yards	0-0	2-27
Punts (Number-Avg)	5-40.6	4-30.0
Fumbles-Lost	1-0	2-1
Penalties-Yards	6-40	2-10
Possession Time	27:04	32:56
Third-Down Conversions	4 of 13	5 of 12
Fourth-Down Conversions	1 of 2	1 of 1
Red-Zone Scores-Chances	2-2	5-5
Sacks By: Number-Yards	1-1	1-7

RUSHING: Oregon State-Cook, Tim 18-108; Bolden, Victor 2-75; Lucas, Paul 6-3; Collins, Seth 1-1; TEAM 1-minus 4; McMaryion, M. 2-minus 6. Washington-Gaskin, Myles 18-128; Coleman, Lavon 7-37; Browning, Jake 5-21; McDaniel, Gavin 3-15; Dotson, Jomon 3-13; Kinne, Ralph 3-5.

PASSING: Oregon State-McMaryion, M. 12-26-2-148; Collins, Seth 0-1-0-0. Washington-Browning, Jake 14-28-0-291; Carta-Samuels 1-3-0-9.

RECEIVING: Oregon State-Bolden, Victor 5-58; Villamin, J. 2-41; Hernandez, T. 2-33; Lucas, Paul 2-15; Ortiz, Ricky 1-1. Washington-Ross, John 4-115; Pettis, Dante 4-112; Fuller, Aaron 4-49; Pounds, Quinten 1-15; Baccellia, A. 1-9; Gaskin, Myles 1-0.

INTERCEPTIONS: Oregon State-None. Washington-Gardenhire, D. 1-27; Joyner, Austin 1-0.

FUMBLES: Oregon State-TEAM 1-0. Washington-Browning, Jake 1-0; Schuh, Hayden 1-1.

Oregon State (2-5,1-3) vs. Washington (7-0,4-0)
 Date: 10/22/16 • Site: Seattle, Wash. • Stadium: Husky Stadium
 Attendance: 65796

Kickoff time: 3:41 pm • End of Game: 6:50 pm • Total elapsed time: 3:09
 Officials: Referee: Terry Leyden; Umpire: Mike Stephens; Linesman: Rod Ammari;
 Line judge: Tim Messuri; Back judge: Steve Hudson; Field judge: Shane Standley;
 Side judge: Clay Reynard; Center judge: Douglas Wilson;
 Temperature: 63 deg • Wind: Light • Weather: Sunny

SACKS (UA-A): Oregon State-Saulo, Caleb 1-0. Washington-O'Brien, Connor 1-0.

TACKLES (UA-A): Oregon State-Saulo, Caleb 3-5; Decoud, Treston 5-2; Ugwoegbu, B. 5-1; Chappell, Devin 4-2; Aydon, Elu 1-3; Haley, Kyle 3-0; Crawford, X. 3-0; Willis, J. 2-1; Arnold, Brandon 2-1; Vakameilalo, K. 2-0; Hicks-Onu, Omar 2-0; Moore, Jalen 1-1; Houston, Sumner 1-1; Unutoa-Whitson 1-1; Cook, Tim 1-0; Hill, Kendall 1-0; Hughes-Murray 1-0; Hungalu, Manase 0-1; Napoleon, P. 0-1. Washington-McIntosh, Jojo 3-2; Bierria, K. 1-4; Rapp, Taylor 3-1; O'Brien, Connor 2-2; Wooching, Psalm 1-3; Potoa'e, Benning 2-1; Beavers, DJ 1-2; Ve, Vita 2-0; Beaver, Brandon 2-0; Victor, Azeem 2-0; Baker, Budda 2-0; Gaines, Greg 1-1; Burr-Kirven, Ben 1-1; Johnson, Jaylen 0-2; Jones, Sidney 1-0; Joyner, Austin 1-0; Turner, Ezekiel 1-0; Qualls, Elijah 0-1.

Game Starters:

Oregon State

Pos	##	OFFENSE
LT	77	Harlow, Sean
LG	63	Lavaka, Gus
C	62	Andrews, Gavin
RG	74	Stanton, Dustin
RT	73	Brandel, Blake
TE	82	Wily-Matagi, T.
WR-X	18	Hernandez, T.
WR-T	6	Bolden, Victor
WR-Z	2B	Collins, Seth
QB	0C	McMaryion, M.
RB	16	Lucas, Paul

Pos	##	DEFENSE
DE	90	Napoleon, P.
DE	52	Houston, Sumner
DT	97	Vakameilalo, K.
OLBF	47	Ugwoegbu, B.
ILBM	55	Hungalu, Manase
ILBR	35	Saulo, Caleb
OLBB	54	Unutoa-Whitson
CB	14	Decoud, Treston
S	33	Moore, Jalen
S	9	Chappell, Devin
CB	22	Crawford, X.

Washington

Pos	##	OFFENSE
WR	1	Ross, John
LT	72	Adams, Trey
LG	52	Eldrenkamp, J.
C	79	Shelton, C.
RG	73	Kirkland, A.
RT	58	McGary, Kaleb
TE	88	Sample, Drew
QB	3	Browning, Jake
TB	10	Dotson, Jomon
WR	6	McClatcher, C.
WR	8	Pettis, Dante

Pos	##	DEFENSE
DE	50	Ve, Vita
DT	99	Gaines, Greg
DB	2A	Rapp, Taylor
LB	29	O'Brien, Connor
LB	36	Victor, Azeem
LB	7	Bierria, K.
LB	28	Wooching, Psalm
S	14	McIntosh, Jojo
S	32	Baker, Budda
CB	26	Jones, Sidney
CB	20	King, Kevin

Oregon State: 1C-Villamin, J., 2-Jarmon, Hunter, 2A-Owens, Garrett, 3-Arnold, Brandon, 5-Haley, Kyle, 7-Hawkins, Xavier, 8-Dockery, Rahmel, 10-Hicks-Onu, Omar, 12-Hill, Kendall, 20-Cook, Tim, 25-Bailey, Jaylynn, 28-Wilson, Shawn, 30-Kell, Drew, 31-Porebski, Nick, 32-Willis, J., 36-Navarro, Ryan, 42-Ortiz, Ricky, 43-Soesman, Adam, 49-Hughes-Murray, 50-Payne, Wesley, 58-Hunt, Hamilton, 64-Lauina, Fred, 68-Tauaho, Sosaia, 86-Bodden, Andre, 87-Rutschman, A., 91-Tago, Noke, 92-Savea, Paisa, 95-Pritchard, B., 99-Aydon, Elu.

Washington: 0C-Gardenhire, D., 0E-Lindquist, Jeff, 0I-Beaver, Brandon, 0H-Potoa'e, Benning, 1A-Carta-Samuels, 1E-Beavers, DJ, 3A-Bryant, Myles, 3J-McDaniel, Gavin, 4-Joyner, Austin, 5F-Harris, Nick, 9-Gaskin, Myles, 11-Qualls, Elijah, 12-Fuller, Aaron, 13-Wellington, B., 15-Daniels, Darrell, 19-Baccellia, A., 21-Pounds, Quinten, 22-Coleman, Lavon, 23-Miller, Jordan, 24-Turner, Ezekiel, 25-Burr-Kirven, Ben, 27-Walker, Trevor, 31-Before, Drew, 38-Schuh, Hayden, 40-Kinne, Ralph, 43-Vizcaino, T., 48-Van Winkle, C., 51-Hutchison, Luke, 53-Wambaugh, Jake, 57-Clark, John, 60-Brostek, Shane, 66-Turpin, Damion, 67-Kneip, Michael, 70-Hilbers, Jared, 71-James, Matt, 75-Sosebee, Jesse, 83-Griffin, Connor, 85-Ajamu, David, 89-Gardner, John, 92-Johnson, Jaylen, 96-Bowman, Shane, 98-Dissly, Will.

Box Score (Final)
2016 Washington Huskies Football
#4 Washington vs #17 Utah (10/29/16 at Salt Lake City, UTAH)

Score by Quarters	1	2	3	4	Total
Washington	7	7	7	10	31
Utah	0	10	7	7	24

Qtr Time Scoring play

1st	01:05	WASH - Gaskin, Myles 10 yd run (Van Winkle, C. kick), 5-84 1:39
2nd	11:26	WASH - Ross, John 16 yd pass from Browning, Jake (Van Winkle, C. kick), 8-95 3:41
	04:52	UTAH - Williams, Joe 2 yd run (Phillips, Andy kick), 7-19 3:20
	00:00	UTAH - Phillips, Andy 29 yd field goal, 13-61 2:43
3rd	08:17	UTAH - Wilson, Siasoi 6 yd pass from Williams, Troy (Phillips, Andy kick), 13-75 6:43
	05:36	WASH - Ross, John 5 yd pass from Browning, Jake (Van Winkle, C. kick), 6-75 2:41
4th	12:56	WASH - Van Winkle, C. 41 yd field goal, 11-70 5:09
	09:07	UTAH - Moeai, Evan 24 yd pass from Williams, Troy (Phillips, Andy kick), 7-75 3:49
	03:25	WASH - Pettis, Dante 58 yd punt return (Van Winkle, C. kick)

	WASH	UTAH
FIRST DOWNS	22	25
RUSHES-YARDS (NET)	36-199	47-213
PASSING YDS (NET)	186	163
Passes Att-Comp-Int	20-12-1	33-14-0
TOTAL OFFENSE PLAYS-YARDS	56-385	80-376
Fumble Returns-Yards	0-0	0-0
Punt Returns-Yards	4-60	1-0
Kickoff Returns-Yards	1-5	2-42
Interception Returns-Yards	0-0	1-30
Punts (Number-Avg)	4-42.8	6-53.7
Fumbles-Lost	1-0	1-0
Penalties-Yards	4-21	10-65
Possession Time	26:27	33:33
Third-Down Conversions	4 of 11	6 of 15
Fourth-Down Conversions	0 of 0	0 of 1
Red-Zone Scores-Chances	3-3	3-3
Sacks By: Number-Yards	1-8	2-5

RUSHING: Washington-Gaskin, Myles 19-151; Coleman, Lavon 8-60; McClatcher, C. 1-3; Dotson, Jomon 2-minus 2; Browning, Jake 3-minus 6; Team 3-minus 7. Utah-Williams, Joe 35-172; Williams, Troy 9-30; Moss, Zack 3-11.

PASSING: Washington-Browning, Jake 12-20-1-186. Utah-Williams, Troy 14-31-0-163; Team 0-1-0-0; Simpkins, Demari 0-1-0-0.

RECEIVING: Washington-Ross, John 4-48; Daniels, Darrell 2-57; Sample, Drew 2-27; Pettis, Dante 2-13; McClatcher, C. 1-26; Dotson, Jomon 1-15. Utah-Patrick, Tim 5-72; Moeai, Evan 4-61; Wilson, Siasoi 2-14; Simpkins, Demari 2-12; Cooperwood, T 1-4.

INTERCEPTIONS: Washington-None. Utah-Hansen, Chase 1-30.

FUMBLES: Washington-Browning, Jake 1-0. Utah-Williams, Troy 1-0.

Washington (8-0,5-0) vs. Utah (7-2,4-2)

Date: 10/29/16 • Site: Salt Lake City, UTAH • Stadium: Rice-Eccles
 Attendance: 47801

Kickoff time: 1:40 PM • End of Game: 5:01 PM • Total elapsed time: 3:21
 Officials: Referee: Mark Duddy; Umpire: Tim Schroeder; Linesman: Cravonne Barret;
 Line judge: Rich Troyer; Back judge: David Ross; Field judge: Kevin Kieser;
 Side judge: Shane Anderson; Center judge: Chris Wiggins;
 Temperature: 69 • Wind: SSE @ 8 • Weather: Partly Cloudy

SACKS (UA-A): Washington-Bierria, K. 1-0. Utah-Dimick, Hunter 1-0; Taumoepenu,Pita 1-0.

TACKLES (UA-A): Washington-Victor, Azeem 10-6; O'Brien, Connor 3-5; King, Kevin 4-2; Baker, Budda 4-2; McIntosh, Jojo 3-3; Qualls, Elijah 2-2; Bierria, K. 1-3; Vea, Vita 3-0; Wooching, Psalm 2-1; Rapp, Taylor 2-1; Burr-Kirven,Ben 2-1; Beavers, DJ 1-2; Jones, Sidney 2-0; Johnson, Jaylen 1-0; Pounds, Quinten 1-0; Miller, Jordan 1-0; McClatcher, C. 1-0; Gaines, Greg 1-0; Turpin, Damion 0-1; Joyner, Austin 0-1. Utah-Hansen, Chase 5-4; Fogal, Jordan 5-2; Porter,Reginald 5-0; Lotulelei, Lowe 0-4; Taumoepenu,Pita 3-0; Hatfield, Dom. 3-0; Tauteoli, Sunia 2-1; Clegg, Hayden 1-2; Luafatasaga, K. 2-0; Allen, Brian 2-0; Mokofisi,Filipo 1-1; Dimick, Hunter 1-1; Thomas, Justin 1-1; Barton, Cody 1-1; Tasini, Pasoni 1-1; Thompson, Jason 1-0; Dominguez,Chase 1-0.

Game Starters:

Washington

Pos	##	OFFENSE
QB	3	Browning, Jake
RB	9	Gaskin, Myles
WR	8	Pettis, Dante
WR	1	Ross, John
TE	88	Sample, Drew
TE	98	Dissly, Will
OL	72	Adams, Trey
OL	73	Kirkland, A.
OL	79	Shelton, C.
OL	5F	Harris, Nick
OL	58	McGary, Kaleb

Pos	##	DEFENSE
DL	99	Gaines, Greg
DL	11	Qualls, Elijah
DL	29	O'Brien, Connor
LB	36	Victor, Azeem
LB	7	Bierria, K.
LB	28	Wooching, Psalm
DB	14	McIntosh, Jojo
DB	2A	Rapp, Taylor
DB	32	Baker, Budda
DB	26	Jones, Sidney
DB	20	King, Kevin

Utah

Pos	##	OFFENSE
QB	3A	Williams, Troy
RB	28	Williams, Joe
WR	1D	Simpkins, Demari
WR	80	Wilson, Siaosi
WR	1C	Patrick, Tim
TE	1E	Moeai, Evan
OL	72	Bolles, Garrett
OL	54	Asiata, Isaac
OL	75	Nowakowski, Nick
OL	74	Uhatafe, Salesi
OL	5A	Tevi, Sam

Pos	##	DEFENSE
DL	49	Dimick, Hunter
DL	45	Mokofisi, Filipino
DL	93	Lotulelei, Lowe
DL	59	Tasini, Pasoni
LB	19	Tauteoli, Sunia
LB	55	Luafatasaga, K.
LB	52	Clegg, Hayden
DB	15	Hatfield, Dom.
DB	29	Porter, Reginald
DB	13	Fogal, Jordan
DB	22	Hansen, Chase

Washington: 0E-Lindquist, Jeff, 0C-Gardenhire, D., 0H-Potoa'e, Benning, 0I-Beaver, Brandon, 1E-Beavers, DJ, 3A-Bryant, Myles, 4-Joyner, Austin, 6-McClatcher, C., 10-Dotson, Jomon, 12-Fuller, Aaron, 13-Wellington, B., 15-Daniels, Darrell, 19-Baccellia, A., 21-Pounds, Quinten, 22-Coleman, Lavon, 23-Miller, Jordan, 25-Burr-Kirven, Ben, 27-Walker, Trevor, 43-Vizcaino, T., 48-Van Winkle, C., 50-Vea, Vita, 51-Hutchison, Luke, 53-Wambaugh, Jake, 60-Brostek, Shane, 66-Turpin, Damion, 67-Kneip, Michael, 75-Sosebee, Jesse, 85-Ajamu, David, 92-Johnson, Jaylen, 96-Bowman, Shane.

Utah: 1F-Cooperwood, T, 1-Hobbs, Boobie, 2-Afia, Philip, 2A-Moss, Zack, 6A-Fulks, Kyle, 7-Godfrey, Andre, 9A-Hicken, Hayes, 10-Thompson, Jason, 12-Thomas, Justin, 14-Allen, Brian, 21-Smith, Tyrone, 23-Blackmon, J., 30-Barton, Cody, 31-Eggiman, Evan, 32-Shah, Sharrieff, 33-Wishnowsky, M., 34-Whittingham, A., 36-Dunn, Mackay, 37-Drews, Christian, 39-Phillips, Andy, 41-Pututau, Hauati, 50-Taumoepenu, Pita, 53-Havili-Katoa, A, 58-Vainuku, Vaha, 69-Falemaka, Lo, 70-Barton, Jackson, 77-Paulo, Darrin, 81-Salido, Dimitri, 82-Hampel, Ken, 86-Gonzalez, Walla, 94-Dominguez, Chase, 99-Fotu, Leki.

Box Score (Final)
2016 Washington Huskies Football
USC vs Washington (11/12/16 at Seattle, Wash.)

Score by Quarters	1	2	3	4	Total
USC	3	14	0	9	26
Washington	3	3	7	0	13

Qtr Time Scoring play

1st	03:58	WASH - Van Winkle, C. 43 yd field goal, 10-45 5:05
	00:41	USC - Boormeester, Ma 38 yd field goal, 8-53 3:11
2nd	08:51	USC - Rogers, Darreus 13 yd pass from Darnold, Sam (Boormeester, Ma kick), 8-68 4:31
	02:34	WASH - Van Winkle, C. 39 yd field goal, 14-54 6:17
	00:28	USC - Jones, Ronald 4 yd run (Boormeester, Ma kick), 9-82 1:59
3rd	08:23	WASH - Ross, John 70 yd pass from Browning, Jake (Van Winkle, C. kick), 2-70 0:18
4th	13:33	USC - Imatorbhebhe, D 8 yd pass from Darnold, Sam (Boormeester, Ma kick), 9-60 4:31
	00:58	USC - TEAM safety

	USC	WASH
FIRST DOWNS	21	13
RUSHES-YARDS (NET)	36-113	27-17
PASSING YDS (NET)	287	259
Passes Att-Comp-Int	33-23-2	37-17-2
TOTAL OFFENSE PLAYS-YARDS	69-400	64-276
Fumble Returns-Yards	0-0	0-0
Punt Returns-Yards	0-0	0-0
Kickoff Returns-Yards	4-66	3-72
Interception Returns-Yards	2-0	2-0
Punts (Number-Avg)	4-31.8	4-34.5
Fumbles-Lost	0-0	0-0
Penalties-Yards	6-40	3-35
Possession Time	32:37	27:23
Third-Down Conversions	7 of 13	6 of 17
Fourth-Down Conversions	0 of 1	2 of 2
Red-Zone Scores-Chances	4-5	1-2
Sacks By: Number-Yards	3-18	1-4

RUSHING: USC-Jones, Ronald 23-93; Darnold, Sam 4-15; Jackson, Adoree 1-8; Davis, Justin 5-4; TEAM 2-minus 3; Smith-Schuster 1-minus 4. Washington-Gaskin, Myles 15-51; Coleman, Lavon 2-6; McClatcher, C. 1-4; Ross, John 1-minus 8; Browning, Jake 8-minus 36.

PASSING: USC-Darnold, Sam 23-33-2-287. Washington-Browning, Jake 17-36-2-259; Pettis, Dante 0-1-0-0.

RECEIVING: USC-Rogers, Darreus 6-84; Imatorbhebhe, D 5-78; Burnett, Deonta 4-67; Smith-Schuster 3-41; Davis, Justin 2-1; Davis, Dominic 1-8; Jones, Ronald 1-6; McNamara, Taylo 1-2. Washington-Ross, John 8-154; McClatcher, C. 2-45; Pettis, Dante 2-22; Gaskin, Myles 2-22; Fuller, Aaron 1-9; Dissly, Will 1-4; Daniels, Darrell 1-3.

INTERCEPTIONS: USC-Jackson, Adoree 2-0. Washington-Rapp, Taylor 2-0.

FUMBLES: USC-None. Washington-None.

USC (7-3,6-2) vs. Washington (9-1,6-1)

Date: 11/12/16 • Site: Seattle, Wash. • Stadium: Husky Stadium
 Attendance: 72364

Kickoff time: 4:36 pm • End of Game: 8:00 pm • Total elapsed time: 3:24
 Officials: Referee: Terry Leyden; Umpire: Mike Stephens; Linesman: Rod Ammari;
 Line judge: Tim Messuri; Back judge: Steve Hudson; Field judge: Shane Standley;
 Side judge: Clay Reynard; Center judge: Douglas Wilson;
 Temperature: 56 deg • Wind: 15mphSSW • Weather: Mostly Cloudy

SACKS (UA-A): USC-Gustin, Porter 2-0; Green, Rasheem 1-0. Washington-O'Brien, Connor 1-0.

TACKLES (UA-A): USC-Hutchings, Mich 4-5; McQuay, Leon 4-1; Gustin, Porter 4-1; Green, Rasheem 3-1; Jackson, Adoree 2-1; Smith, Cameron 1-2; Nwosu, Uchenna 1-2; Harris, Ajene 1-2; Hawkins, Chris 1-1; Houston, John 1-1; Jones, Jack 1-1; Marshall, Iman 1-1; Tu'ikolovatu, S 0-2; Powell, Quinton 1-0; Pittman, Michae 1-0; Fatu, Josh 1-0; Tell, Marvell 0-1. Washington-Bierria, K. 6-3; Baker, Budda 6-1; Beavers, DJ 3-3; McIntosh, Jojo 3-3; Rapp, Taylor 4-1; O'Brien, Connor 4-0; Jones, Sidney 3-0; Vea, Vita 2-1; Qualls, Elijah 2-1; King, Kevin 2-0; Turner, Ezekiel 2-0; Turpin, Damion 1-1; Fuller, Aaron 1-0; Kneip, Michael 1-0; Wooching, Psalm 1-0; Joyner, Austin 1-0; Miller, Jordan 1-0; Gaines, Greg 1-0.

Game Starters:

USC

Pos	##	OFFENSE
WR	0A	Rogers, Darreus
WR	80	Burnett, Deonta
TE	48	McNamara, Taylo
RT	73	Banner, Zach
RG	60	Talamaivao, Via
C	74	Falah, Nico
LG	5A	Mama, Damien
LT	72	Wheeler, Chad
WR	9	Smith-Schuster
QB	1D	Darnold, Sam
TB	25	Jones, Ronald

Pos	##	DEFENSE
OLB	42	Nwosu, Uchenna
DE	94	Green, Rasheem
NT	96	Tu'ikolovatu, S
CB	27	Harris, Ajene
OLB	45	Gustin, Porter
ILB	35	Smith, Cameron
ILB	19	Hutchings, Mich
CB	8	Marshall, Iman
SS	22	McQuay, Leon
FS	7	Tell, Marvell
CB	2	Jackson, Adoree

Washington

Pos	##	OFFENSE
WR	1	Ross, John
LT	72	Adams, Trey
LG	52	Eldrenkamp, J.
C	79	Shelton, C.
RG	60	Brostek, Shane
RT	58	McGary, Kaleb
TE	15	Daniels, Darrell
QB	3	Browning, Jake
TB	9	Gaskin, Myles
WR	12	Fuller, Aaron
WR	8	Pettis, Dante

Pos	##	DEFENSE
DB	21	Pounds, Quinten
DT	99	Gaines, Greg
DT	11	Qualls, Elijah
DE	29	O'Brien, Connor
LB	36	Victor, Azeem
LB	7	Bierria, K.
LB	28	Wooching, Psalm
S	14	McIntosh, Jojo
S	32	Baker, Budda
CB	26	Jones, Sidney
CB	20	King, Kevin

USC: 1-Jones, Jack, 1J-Greene, Jalen, 2B-Davis, Justin, 2F-Toland, James, 4-Hawkins, Chris, 4G-Peters, Reuben, 5F-Austin, Jordan, 6-Pittman, Michae, 9B-Smith, Zach, 10-Houston, John, 13-Hampton, De'Qua, 14-Langley, Isaiah, 15-Whitney, Isaac, 16-Davis, Dominic, 17-Young, Keyshawn, 18-Powell, Quinton, 30-Ross, Ykili, 34-Tucker, Olajuwo, 36-Tilbey, Chris, 37-Lopes, Matt, 39-Boermeester, Ma, 46-Schmidt, Wyatt, 56-Iosefa, Jordan, 68-Simmons, Jordan, 70-Edoga, Chuma, 77-Brown, Chris, 82-Petite, Tyler, 88-Imatorbhebhe, D, 89-Rector, Christi, 90-Murphy, Connor, 92-Daniel, Jacob, 98-Fatu, Josh.

Washington: 0H-Potoa'e, Benning, 0C-Gardenhire, D., 0E-Lindquist, Jeff, 0I-Beaver, Brandon, 1E-Beavers, DJ, 1I-Lewis, Brandon, 2A-Rapp, Taylor, 3A-Bryant, Myles, 4-Joyner, Austin, 6-McClatcher, C., 10-Dotson, Jomon, 13-Wellington, B., 17-Bartlett, Tevis, 19-Baccellia, A., 22-Coleman, Lavon, 23-Miller, Jordan, 24-Turner, Ezekiel, 25-Burr-Kirven, Ben, 27-Walker, Trevor, 38-Schuh, Hayden, 43-Vizcaino, T., 48-Van Winkle, C., 49-Carty, A.J., 50-Vea, Vita, 51-Hutchison, Luke, 66-Turpin, Damion, 67-Kneip, Michael, 73-Kirkland, A., 75-Sosebee, Jesse, 85-Ajamu, David, 88-Sample, Drew, 92-Johnson, Jaylen, 96-Bowman, Shane, 98-Dissly, Will.

Box Score (Final)
2016 Washington Huskies Football
#4 Washington vs California (11/05/16 at Berkeley, CA)

Score by Quarters	1	2	3	4	Total
Washington	21	14	21	10	66
California	13	7	0	7	27

Qtr Time Scoring play

1st	11:43	CAL - Anderson, Matt 43 yd field goal, 4-9 1:06
	10:11	WASH - Ross, John 60 yd pass from Browning, Jake (Van Winkle, C. kick), 4-75 1:32
	05:54	CAL - Anderson, Matt 30 yd field goal, 4-3 0:47
	04:26	WASH - Daniels, Darrell 39 yd pass from Pettis, Dante (Van Winkle, C. kick), 4-66 1:23
	02:17	WASH - Ross, John 67 yd pass from Browning, Jake (Van Winkle, C. kick), 2-65 0:57
	00:00	CAL - Webb, Davis 3 yd run (Anderson, Matt kick), 7-75 2:17
2nd	09:01	CAL - Hansen, Chad 14 yd pass from Webb, Davis (Anderson, Matt kick), 8-81 2:38
	06:02	WASH - Ross, John 6 yd pass from Browning, Jake (Van Winkle, C. kick), 6-76 2:54
	01:15	WASH - Pettis, Dante 1 yd pass from Browning, Jake (Van Winkle, C. kick), 9-74 3:57
3rd	12:27	WASH - Pettis, Dante 17 yd pass from Browning, Jake (Van Winkle, C. kick), 6-71 2:25
	09:25	WASH - Gaskin, Myles 2 yd run (Van Winkle, C. kick), 4-80 1:55
	07:41	WASH - Pettis, Dante 32 yd pass from Browning, Jake (Van Winkle, C. kick), 3-65 0:58
4th	12:58	WASH - Van Winkle, C. 36 yd field goal, 9-44 4:24
	09:59	CAL - Laird, Patrick 6 yd run (Anderson, Matt kick), 8-52 2:51
	08:19	WASH - Coleman, Lavon 49 yd run (Van Winkle, C. kick), 3-69 1:37

	WASH	CAL
FIRST DOWNS	31	18
RUSHES-YARDS (NET)	44-287	27-100
PASSING YDS (NET)	417	262
Passes Att-Comp-Int	29-20-0	47-23-3
TOTAL OFFENSE PLAYS-YARDS	73-704	74-362
Fumble Returns-Yards	0-0	0-0
Punt Returns-Yards	4-35	2-36
Kickoff Returns-Yards	4-65	9-125
Interception Returns-Yards	3-27	0-0
Punts (Number-Avg)	4-32.5	7-49.7
Fumbles-Lost	2-1	1-0
Penalties-Yards	5-35	9-93
Possession Time	36:07	23:53
Third-Down Conversions	5 of 10	1 of 14
Fourth-Down Conversions	0 of 0	2 of 3
Red-Zone Scores-Chances	5-5	4-4
Sacks By: Number-Yards	1-9	2-12

RUSHING: Washington-Coleman, Lavon 7-108; Gaskin, Myles 16-74; Dotson, Jomon 8-35; McClatcher, C. 4-31; Ross, John 1-18; Browning, Jake 7-14; Carta-Samuels 1-7. California-Muhammad, Khalf 8-34; Watson, Tre 10-29; Laird, Patrick 4-23; McCrary III, Bi 3-20; Webb, Davis 2-minus 6.

PASSING: Washington-Browning, Jake 19-28-0-378; Pettis, Dante 1-1-0-39. California-Webb, Davis 23-47-3-262.

RECEIVING: Washington-Pettis, Dante 8-104; Ross, John 6-208; Gaskin, Myles 2-4; Daniels, Darrell 1-39; Sample, Drew 1-32; McClatcher, C. 1-17; Pounds, Quinten 1-13. California-Hansen, Chad 5-70; Rivera, Bug 5-37; Robertson, Deme 3-82; Hudson, Raymond 2-19; Wharton III, Vi 2-15; Veasy, Jordan 1-15; Stovall, Melqui 1-10; Singleton, Bran 1-9; Worstell, Patri 1-3; Laird, Patrick 1-2; Watson, Tre 1-0.

INTERCEPTIONS: Washington-Jones, Sidney 2-0; Burr-Kirven, Ben 1-27. California-None.

FUMBLES: Washington-Pettis, Dante 1-1; Dotson, Jomon 1-0. California-Weaver, Evan 1-0.

Washington (6-0,9-0) vs. California (2-4,4-5)

Date: 11/05/16 • Site: Berkeley, CA • Stadium: Memorial Stadium

Attendance: 47756

Kickoff time: 7:41 pm • End of Game: 11:16 pm • Total elapsed time: 3:35

Officials: Referee: Michael Batlan; Umpire: Rick DiBernardo; Linesman: Harold Mitchell;

Line judge: Rich Troyer; Back judge: Joe Johnston; Field judge: Brad Glenn;

Side judge: Michael Marsh; Center judge: Randy Campbell;

SACKS (UA-A): Washington-Johnson, Jaylen 1-0. California-Weaver, Evan 0-1; Looney, James 0-1; Saffle, Cameron 1-0.

TACKLES (UA-A): Washington-Rapp, Taylor 3-4; McIntosh, Jojo 2-5; Baker, Budda 4-0; O'Brien, Connor 3-1; Beavers, DJ 1-3; Bierria, K. 2-1; Gaines, Greg 2-1; Burr-Kirven, Ben 2-1; Jones, Sidney 2-1; Victor, Azeem 2-1; Schuh, Hayden 1-2; Vea, Vita 1-2; Johnson, Jaylen 2-0; Bartlett, Tevis 2-0; Potoa'e, Benning 1-1; Coleman, Lavon 1-1; Beaver, Brandon 1-0; Gardenhire, D. 1-0; Bowman, Shane 1-0; Dissly, Will 0-1; Turpin, Damion 0-1; Bryant, Myles 0-1; Joyner, Austin 0-1; Walker, Trevor 0-1; King, Kevin 0-1. California-Kunaszyk, Jorda 4-5; Davis, Ashtyn 5-3; Vanderbilt, Kha 3-4; Looney, James 3-1; Franklin Jr., M 3-1; Walker, Cameron 2-2; Rubenzer, Luke 1-3; Downs, Devante 0-4; Beck, Traveon 2-1; Nwokocha, Chibu 0-3; Grace, Da'Zhon 0-3; Anoa'i, Hamilto 2-0; Saffle, Cameron 2-0; Hawkins, Jaylin 1-1; Psalms, Malik 1-1; Westerfield, No 1-1; Wilson, DeVante 1-1; Weaver, Evan 0-2; McMorris, Malik 1-0; Wharton III, Vi 1-0; Mekari, Tony 1-0; Palmer, Chris 1-0; Webb, Davis 1-0; Davison, Raymon 0-1; Worstell, Patri 0-1; Johnson, Zeanda 0-1; Manley, Marcus 0-1.

Game Starters:

Washington

Pos	##	OFFENSE
WR	21	Pounds, Quinten
LT	72	Adams, Trey
LG	5F	Harris, Nick
C	79	Shelton, C.
RG	60	Brostek, Shane
RT	58	McGary, Kaleb
TE	88	Sample, Drew
TE	98	Dissly, Will
QB	3	Browning, Jake
TB	9	Gaskin, Myles
WR	19	Baccellia, A.

Pos	##	DEFENSE
DT	99	Gaines, Greg
DT	11	Qualls, Elijah
DE	29	O'Brien, Connor
LB	36	Victor, Azeem
LB	7	Bierria, K.
LB	28	Wooching, Psalm
S	14	McIntosh, Jojo
S	2A	Rapp, Taylor
S	32	Baker, Budda
CB	26	Jones, Sidney
CB	20	King, Kevin

California

Pos	##	OFFENSE
LT	75	Cochran, Aaron
LG	79	Mekari, Patrick
C	57	Ooms, Addison
RG	62	Wallace, Dwayne
RT	64	Moore, Steven
QB	7	Webb, Davis
RB	29	Muhammad, Khalf
X	8	Robertson, Deme
H	11	Hudson, Raymond
Y	1	Stovall, Melqui
Z	6	Hansen, Chad

Pos	##	DEFENSE
DE	51	Saffle, Cameron
DT	9	Looney, James
DT	92	Manley, Marcus
DE	95	Wilson, DeVante
MIKE	31	Davison, Raymon
WILL	0A	Downs, Devante
NICK	0C	Walker, Cameron
CB	18	Franklin Jr., M
S	0G	Vanderbilt, Kha
S	1G	Rubenzer, Luke
CB	16	Nwokocha, Chibu

Washington: 0H-Potoa'e, Benning, 0I-Beaver, Brandon, 0C-Gardenhire, D., 0G-Rodriguez, Tony, 0E-Lindquist, Jeff, 1-Ross, John, 1A-Carta-Samuels, 1E-Beavers, DJ, 3A-Bryant, Myles, 4-Joyner, Austin, 6-McClatcher, C., 8-Pettis, Dante, 10-Dotson, Jomon, 12-Fuller, Aaron, 13-Wellington, B., 15-Daniels, Darrell, 17-Bartlett, Tevis, 18-Young, K.J., 22-Coleman, Lavon, 23-Miller, Jordan, 24-Turner, Ezekiel, 25-Burr-Kirven, Ben, 27-Walker, Trevor, 31-Before, Drew, 38-Schuh, Hayden, 43-Vizcaino, T., 48-Van Winkle, C., 50-Vea, Vita, 51-Hutchison, Luke, 56-Pulu, Jared, 66-Turpin, Damion, 67-Kneip, Michael, 70-Hilbers, Jared, 71-James, Matt, 73-Kirkland, A., 74-Turner, John, 75-Sosebee, Jesse, 83-Griffin, Connor, 85-Ajamu, David, 89-Gardner, John, 92-Johnson, Jaylen, 96-Bowman, Shane.

California: 0I-Anderson, Matt, 0F-Hawkins, Jaylin, 1A-Anoa'i, Hamilto, 2-Duncan, Jordan, 3D-Hale, Fabiano, 4B-Klumph, Dylan, 5-Watson, Tre, 15-Veazy, Jordan, 17-Wharton III, Vi, 19-Singleton, Bran, 21-Austin, Jack, 22-Beck, Traveon, 23-Psalms, Malik, 26-Rivera, Bug, 27-Davis, Ashtyn, 28-Laird, Patrick, 30-McCrory III, Bi, 32-Anderson, Jacob, 33-Westerfield, No, 34-Grace, Da'Zhon, 37-Dike, Kaodi, 38-Netherda, Alex, 42-Garner, David, 44-Johnson, Zeanda, 48-Northnagel, Bra, 52-Beito, Noah, 55-Granado, Domini, 58-Uluave, Semisi, 59-Kunaszyk, Jorda, 72-Bennett, Kamryn, 80-Ashton, Jake, 85-Hinnant, J.D., 88-Worstell, Patri, 89-Weaver, Evan, 94-Howard, Trevor, 96-Johnson, Vincen, 97-Mekari, Tony, 98-Palmer, Chris, 99-McMorris, Malik.

Box Score (Final)
2016 Washington Huskies Football
Arizona State vs Washington (11/19/16 at Seattle, Wash.)

Score by Quarters	1	2	3	4	Total
Arizona State	0	0	3	15	18
Washington	3	21	6	14	44

Qtr Time Scoring play

1st	06:49	WASH - Van Winkle, C. 30 yd field goal, 4--2 1:25
2nd	13:08	WASH - McClatcher, C. 75 yd pass from Browning, Jake (Van Winkle, C. kick), 2-80 0:47
	04:08	WASH - Pettis, Dante 46 yd pass from Browning, Jake (Van Winkle, C. kick), 4-84 1:58
	00:16	WASH - Coleman, Lavon 1 yd run (Van Winkle, C. kick), 7-62 1:53
3rd	09:49	WASH - Van Winkle, C. 22 yd field goal, 14-70 5:11
	05:24	WASH - Van Winkle, C. 24 yd field goal, 9-60 2:27
	02:17	ASU - Gonzalez, Zane 50 yd field goal, 7-43 3:07
4th	10:27	ASU - Wilson, Jay Jay 18 yd pass from Wilkins, Manny (Wilson, Jay Jay pass from Wilkins, Manny), 8-
	09:33	WASH - Gaskin, Myles 45 yd run (Van Winkle, C. kick), 2-48 0:53
	06:10	ASU - Wilson, Jay Jay 9 yd pass from Wilkins, Manny (Gonzalez, Zane kick), 12-87 3:18
	06:03	WASH - Bierria, K. 45 yd kickoff return (Van Winkle, C. kick)

	ASU	WASH
FIRST DOWNS	14	26
RUSHES-YARDS (NET)	27-15	33-201
PASSING YDS (NET)	230	338
Passes Att-Comp-Int	33-21-1	44-27-2
TOTAL OFFENSE PLAYS-YARDS	60-245	77-539
Fumble Returns-Yards	0-0	0-0
Punt Returns-Yards	1-1	3-23
Kickoff Returns-Yards	4-65	1-45
Interception Returns-Yards	2-72	1-0
Punts (Number-Avg)	8-41.1	2-38.5
Fumbles-Lost	1-1	0-0
Penalties-Yards	9-66	7-70
Possession Time	27:50	32:10
Third-Down Conversions	1 of 14	4 of 12
Fourth-Down Conversions	2 of 2	0 of 1
Red-Zone Scores-Chances	2-3	4-4
Sacks By: Number-Yards	0-0	6-35

RUSHING: Arizona State-Richard, Demario 8-25; Ballage, Kalen 6-9; Ralston, Nick 1-minus 1; Wilkins, Manny 12-minus 18. Washington-Gaskin, Myles 16-127; Coleman, Lavon 11-47; Browning, Jake 3-19; McClatcher, C. 2-6; Dotson, Jomon 1-2.

PASSING: Arizona State-Wilkins, Manny 20-32-1-227; Ballage, Kalen 1-1-0-3. Washington-Browning, Jake 27-44-2-338.

RECEIVING: Arizona State-Harry, N'Keal 6-114; Ballage, Kalen 4-24; White, Tim 3-21; Williams, Kyle 2-30; Wilson, Jay Jay 2-27; Richard, Demario 2-2; Jenkins, Ryan 1-9; Gammage, Fred 1-3. Washington-Ross, John 12-95; Pettis, Dante 7-105; McClatcher, C. 2-88; Fuller, Aaron 2-22; Coleman, Lavon 1-8; Dissly, Will 1-8; Baccellia, A. 1-6; Gaskin, Myles 1-6.

INTERCEPTIONS: Arizona State-Crump, Koron 1-59; Orr, Kareem 1-13. Washington-King, Kevin 1-0.

FUMBLES: Arizona State-White, Tim 1-1. Washington-None.

Arizona State (5-6,2-6) vs. Washington (10-1,7-1)
 Date: 11/19/16 • Site: Seattle, Wash. • Stadium: Husky Stadium
 Attendance: 65467

Kickoff time: 4:40 • End of Game: 8:01 • Total elapsed time: 3:21
 Officials: Referee: Land Clark; Umpire: Matt Jordan; Linesman: Bob Day;
 Line judge: Jeff Robinson; Back judge: Justin Nelson; Field judge: John Morton;
 Side judge: Bernie Hulscher; Center judge: John Love;
 Temperature: 54 deg. • Wind: 5 mph N • Weather: Mostly Cloudy

SACKS (UA-A): Arizona State-None. Washington-Baker, Budda 1-1; Bartlett, Tevis 2-0; Qualls, Elijah 1-0; Turner, Ezekiel 0-1; Veal, Vita 0-1; Wooming, Psalm 0-1.

TACKLES (UA-A): Arizona State-Perry, Armand 9-3; Moeakiola, Laiu 5-2; Calhoun, DJ 4-3; Orr, Kareem 3-2; Hayes, D. 3-1; Crump, Koron 2-2; Fiso, Salamo 2-1; Smallwood, T. 2-0; Guignard, Deion 2-0; Adams, Chad 1-1; Wicker, JoJo 1-1; Wren, Renell 1-1; Epps, Raymond 1-0; Latu, Viliami 1-0; Chandler, M. 1-0; Echols, Bryson 1-0; Boateng, Edmond 1-0; Topps, Tramel 0-1. Washington-Beaver, Brandon 5-2; Turner, Ezekiel 4-2; Beavers, DJ 3-3; Wooming, Psalm 2-4; Baker, Budda 4-1; Rapp, Taylor 4-0; O'Brien, Connor 3-1; Bartlett, Tevis 3-0; Burr-Kirven, Ben 2-1; Veal, Vita 0-3; Jones, Sidney 1-1; King, Kevin 1-1; Gardenhire, D. 1-0; Qualls, Elijah 1-0; Shelton, C. 1-0; Turpin, Damion 1-0; Coleman, Lavon 1-0; Gaines, Greg 0-1.

Game Starters:

Arizona State

Washington

Pos	##	OFFENSE
QB	5	Wilkins, Manny
WR	4	Richard, Demario
WR	12	White, Tim
X	1	Harry, N'Keal
WR	89	Gammage, Fred
TE	9	Wilson, Jay Jay
LT	57	Goodman, Evan
LG	71	Miller, Steven
C	65	McCollum, A.J.
RG	51	Robertson, Zach
RT	59	Bailey, Quinn

Pos	##	OFFENSE
WR	1	Ross, John
LT	72	Adams, Trey
LG	52	Eldrenkamp, J.
C	79	Shelton, C.
RG	73	Kirkland, A.
RT	58	McGary, Kaleb
TE	15	Daniels, Darrell
QB	3	Browning, Jake
TB	9	Gaskin, Myles
TE	88	Sample, Drew
WR	8	Pettis, Dante

Pos	##	DEFENSE
NOSE	41	Latu, Viliami
TIG.	90	Smallwood, T.
END	0W	Wicker, JoJo
DEV.	0K	Crump, Koron
SPUR	28	Moeakiola, Laiu
SAM	0C	Calhoun, DJ
END	95	Wren, Renell
BC	25	Orr, Kareem
BS	2A	Adams, Chad
FS	13	Perry, Armand
FC	8	Hayes, D.

Pos	##	DEFENSE
DB	24	Turner, Ezekiel
DT	99	Gaines, Greg
DT	11	Qualls, Elijah
DE	29	O'Brien, Connor
LB	1E	Beavers, DJ
LB	7	Bierria, K.
LB	28	Wooming, Psalm
DB	2A	Rapp, Taylor
S	32	Baker, Budda
CB	26	Jones, Sidney
CB	20	King, Kevin

Arizona State: 0R-Robinson, R., 0G-Gonzalez, Zane, 1E-Echols, Bryson, 2W-Whiley, Tyler, 3G-Guignard, Deion, 3-Smith, Jack, 7-Ballage, Kalen, 10-Williams, Kyle, 14-Lauderdale, E., 16-Chandler, M., 17-Rhodes, J., 19-Jefferson, E., 21-Chatman, T., 22-Ralston, Nick, 23-Lewis, Jason, 26-Haack, Matt, 37-Gerhart, Coltin, 43-Mendoza, Carlos, 44-Latu, Alani, 55-Smith, Corey, 58-Fiso, Salamo, 63-Fraboni, M., 75-McClure, Tyler, 79-Walter, Mason, 80-Epps, Raymond, 86-Jenkins, Ryan, 92-Topps, Tramel, 97-Boateng, Edmond, 99-Cabral, Cohl.

Washington: 0I-Beaver, Brandon, 0H-Potoa'e, Benning, 0C-Gardenhire, D., 0E-Lindquist, Jeff, 0G-Rodriguez, Tony, 1J-Warren, Jusstis, 1A-Carda-Samuels, 3A-Bryant, Myles, 4-Joyner, Austin, 5-Mathis, Joe, 5F-Harris, Nick, 6-McClatcher, C., 10-Dotson, Jomon, 12-Fuller, Aaron, 13-Wellington, B., 17-Bartlett, Tevis, 19-Baccellia, A., 21-Pounds, Quinten, 22-Coleman, Lavon, 23-Miller, Jordan, 25-Burr-Kirven, Ben, 27-Walker, Trevor, 31-Before, Drew, 35-Stone, Mason, 38-Schuh, Hayden, 43-Vizcaino, T., 48-Van Winkle, C., 49-Carty, A.J., 50-Veal, Vita, 51-Hutchison, Luke, 54-Preston, Matt, 60-Brostek, Shane, 66-Turpin, Damion, 67-Kneip, Michael, 70-Hilbers, Jared, 71-James, Matt, 75-Sosebee, Jesse, 85-Ajamu, David, 86-Parson, Taelon, 92-Johnson, Jaylen, 96-Bowman, Shane, 97-Scrempo, Jason, 98-Dissly, Will.

Box Score (Final)
2016 Washington Huskies Football
#6 Washington vs #23 Washington State (11/25/16 at Pullman, Wash.)

Score by Quarters	1	2	3	4	Total
Washington	28	7	0	10	45
Washington State	3	7	7	0	17

Qtr Time Scoring play

1st	11:33	WASH - Gaskin, Myles 2 yd run (Van Winkle, C. kick), 7-76 3:27
	07:45	WASH - Pettis, Dante 18 yd pass from Browning, Jake (Van Winkle, C. kick), 8-46 2:08
	05:49	WSU - Powell, Erik 37 yd field goal, 6-36 1:48
	05:04	WASH - Pettis, Dante 61 yd pass from Browning, Jake (Van Winkle, C. kick), 2-65 0:45
	00:23	WASH - Ross, John 6 yd pass from Browning, Jake (Van Winkle, C. kick), 7-57 3:08
2nd	06:07	WSU - Morrow, Jamal 1 yd run (Powell, Erik kick), 4-18 1:24
	03:21	WASH - Coleman, Lavon 22 yd run (Van Winkle, C. kick), 7-85 2:41
3rd	08:45	WSU - Marks, Gabe 9 yd pass from Falk, Luke (Powell, Erik kick), 15-69 6:11
4th	10:56	WASH - Coleman, Lavon 15 yd run (Van Winkle, C. kick), 10-98 4:41
	08:36	WASH - Van Winkle, C. 41 yd field goal, 4-7 1:01

	WASH	WSU
FIRST DOWNS	22	18
RUSHES-YARDS (NET)	35-168	24-65
PASSING YDS (NET)	342	269
Passes Att-Comp-Int	31-22-0	50-33-3
TOTAL OFFENSE PLAYS-YARDS	66-510	74-334
Fumble Returns-Yards	0-0	0-0
Punt Returns-Yards	1-16	2-64
Kickoff Returns-Yards	2-35	6-123
Interception Returns-Yards	3-3	0-0
Punts (Number-Avg)	3-43.3	2-54.5
Fumbles-Lost	1-1	1-1
Penalties-Yards	9-75	5-44
Possession Time	32:12	27:48
Third-Down Conversions	6 of 11	7 of 15
Fourth-Down Conversions	0 of 0	1 of 4
Red-Zone Scores-Chances	4-4	3-6
Sacks By: Number-Yards	2-15	0-0

RUSHING: Washington-Coleman, Lavon 10-82; Gaskin, Myles 16-50; Ross, John 2-37; Browning, Jake 2-4; Fuller, Aaron 1-1; Team 4-minus 6. Washington State-Williams, James 12-42; Morrow, Jamal 3-19; Wicks, Gerard 5-8; Falk, Luke 4-minus 4.

PASSING: Washington-Browning, Jake 21-29-0-292; Pettis, Dante 1-2-0-50. Washington State-Falk, Luke 33-50-3-269.

RECEIVING: Washington-Ross, John 8-80; McClatcher, C. 6-80; Pettis, Dante 3-86; Daniels, Darrell 1-50; Fuller, Aaron 1-23; Sample, Drew 1-11; Dissly, Will 1-8; Coleman, Lavon 1-4. Washington State-Marks, Gabe 11-112; Williams, James 6-29; Lewis, Robert 4-61; Martin Jr., Tav 4-37; Thompson, John 3-25; Wicks, Gerard 3-minus 4; Johnson-Mack, I 2-9.

INTERCEPTIONS: Washington-Baker, Budda 1-3; Beavers, DJ 1-0; Miller, Jordan 1-0. Washington State-None.

FUMBLES: Washington-Ross, John 1-1. Washington State-Morrow, Jamal 1-1.

Washington (11-1,8-1) vs. Washington State (8-4,7-2)
 Date: 11/25/16 • Site: Pullman, Wash. • Stadium: Martin Stadium
 Attendance: 33773

Kickoff time: 12:35pm • End of Game: 3:55 • Total elapsed time: 3:20
 Officials: Referee: Steve Strimling; Umpire: Francisco Villar; Linesman: Joe Stabile;
 Line judge: Michael Feldman; Back judge: Mearl Robinson; Field judge: Jeffery Yock;
 Side judge: Ryan Dickson; Center judge: James Wharrie;
 Temperature: 44 • Wind: S 7 • Weather: Slight Rain

SACKS (UA-A): Washington-Bierria, K. 1-0; Turpin, Damion 1-0. Washington State-None.

TACKLES (UA-A): Washington-Baker, Budda 5-3; McIntosh, Jojo 3-3; Jones, Sidney 4-1; Burr-Kirven, Ben 3-2; O'Brien, Connor 3-1; Beavers, DJ 3-1; King, Kevin 3-1; Rapp, Taylor 2-2; Gaines, Greg 3-0; Bierria, K. 3-0; Turpin, Damion 2-0; Coleman, Lavon 2-0; Turner, Ezekiel 2-0; Wooching, Psalm 2-0; Qualls, Elijah 0-2; Walker, Trevor 1-0; Baccellia, A. 0-1; Potoa'e, Benning 0-1. Washington State-Pelluer, Peyton 6-3; Luani, Shalom 6-1; Thompson, Jalen 4-1; Molton, Darrien 4-0; Dotson, Isaac 3-1; White, C. 3-0; Mata'afa, Herc. 1-2; Oguayo, Nnamdi 1-2; Pippins, Mar. 2-0; Lemora, Darius 1-1; Luvu, Frankie 1-1; Barber, Robert 1-1; Ekuale, Daniel 1-0; Thompson, John 1-0; McBroom, Garrett 1-0; Teglovic, Colton 1-0; Broughton, Tre. 1-0; Tapa, Ngalu 0-1.

Game Starters:

Washington

Pos	##	OFFENSE
WR	1	Ross, John
LT	72	Adams, Trey
LG	52	Eldrenkamp, J.
C	79	Shelton, C.
RG	73	Kirkland, A.
RT	58	McGary, Kaleb
TE	88	Sample, Drew
TE	98	Dissly, Will
QB	3	Browning, Jake
TB	9	Gaskin, Myles
WR	8	Pettis, Dante

Pos	##	DEFENSE
DT	99	Gaines, Greg
DT	11	Qualls, Elijah
DE	29	O'Brien, Connor
LB	1E	Beavers, DJ
LB	7	Bierria, K.
LB	28	Wooching, Psalm
S	2A	Rapp, Taylor
S	14	McIntosh, Jojo
S	32	Baker, Budda
CB	26	Jones, Sidney
CB	20	King, Kevin

Washington State

Pos	##	OFFENSE
X	8	Martin Jr., Tav
Y	85	Thompson, John
LT	60	Dillard, Andre
LG	76	O'Connell, Cody
C	58	Sorenson, Riley
RG	73	Middleton, Ed.
RT	61	Madison, Cole
H	15	Lewis, Robert
Z	9	Marks, Gabe
QB	4	Falk, Luke
RB	23	Wicks, Gerard

Pos	##	DEFENSE
E	50	Mata'afa, Herc.
NT	92	Barber, Robert
T	90	Ekuale, Daniel
RUSH	30	Oguayo, Nnamdi
WIL	51	Luvu, Frankie
MIKE	47	Pelluer, Peyton
NCKL	18	Luani, Shalom
CB	3	Molton, Darrien
FS	0D	White, C.
SS	34	Thompson, Jalen
CB	27	Pippins, Mar.

Washington: 0E-Lindquist, Jeff, 0I-Beaver, Brandon, 0H-Potoa'e, Benning, 1J-Warren, Jusstis, 3A-Bryant, Myles, 4-Joyner, Austin, 5F-Harris, Nick, 6-McClatcher, C., 10-Dotson, Jomon, 12-Fuller, Aaron, 13-Wellington, B., 15-Daniels, Darrell, 17-Bartlett, Tevis, 19-Baccellia, A., 21-Pounds, Quinten, 22-Coleman, Lavon, 23-Miller, Jordan, 24-Turner, Ezekiel, 25-Burr-Kirven, Ben, 27-Walker, Trevor, 31-Before, Drew, 38-Schuh, Hayden, 43-Vizcaino, T., 48-Van Winkle, C., 49-Carty, A.J., 50-Vea, Vita, 51-Hutchison, Luke, 54-Preston, Matt, 56-Pulu, Jared, 57-Clark, John, 66-Turpin, Damion, 67-Kneip, Michael, 75-Sosebee, Jesse, 85-Ajamu, David, 92-Johnson, Jaylen, 96-Bowman, Shane.

Washington State: 2H-Taulelei, Mad., 5-Johnson-Mack, I, 16-Broughton, Tre., 17-Sweet, Kyle, 19-Teglovic, Colton, 20-Taylor, Paris, 25-Morrow, Jamal, 28-Lemora, Darius, 29-Henry, Parker, 31-Dotson, Isaac, 32-Williams, James, 33-Hanser, Dylan, 36-Lee, Alijah, 44-Brock, Tristan, 45-Tago, Logan, 46-Powell, Erik, 54-DeRider, Nate, 55-Moore, Derek, 75-Salmonson, B.J., 83-Fossum, Kaleb, 88-Dimry, C.J., 95-Tapa, Ngalu, 99-McBroom, Garrett.

Box Score (Final)
2016 Washington Huskies Football
#8 Colorado vs #4 Washington (12/02/16 at Santa Clara, Calif.)

Score by Quarters	1	2	3	4	Total
Colorado	7	0	3	0	10
Washington	7	7	17	10	41

Qtr Time Scoring play

1st	11:53	WASH - Coleman, Lavon 1 yd run (Van Winkle, C. kick), 7-65 3:07
	00:49	CU - Lindsay, Philli 3 yd run (Price, Davis kick), 7-55 3:07
2nd	06:38	WASH - Daniels, Darrell 15 yd pass from Browning, Jake (Van Winkle, C. kick), 9-56 4:19
3rd	14:44	WASH - Rapp, Taylor 35 yd interception return (Van Winkle, C. kick)
	11:27	WASH - Van Winkle, C. 24 yd field goal, 6-18 2:01
	05:21	WASH - Ross, John 19 yd pass from Browning, Jake (Van Winkle, C. kick), 4-60 2:01
	03:43	CU - Graham, Chris 24 yd field goal, 4--5 1:20
4th	14:07	WASH - Van Winkle, C. 20 yd field goal, 4-8 0:53
	04:23	WASH - McClatcher, C. 8 yd run (Van Winkle, C. kick), 13-65 8:45

	CU	WASH
FIRST DOWNS	9	22
RUSHES-YARDS (NET)	29-82	54-265
PASSING YDS (NET)	81	118
Passes Att-Comp-Int	25-8-3	24-9-0
TOTAL OFFENSE PLAYS-YARDS	54-163	78-383
Fumble Returns-Yards	0-0	0-0
Punt Returns-Yards	1-3	1-18
Kickoff Returns-Yards	4-143	2-43
Interception Returns-Yards	0-0	3-58
Punts (Number-Avg)	7-33.1	5-40.6
Fumbles-Lost	3-0	0-0
Penalties-Yards	3-35	3-35
Possession Time	21:26	38:34
Third-Down Conversions	4 of 15	8 of 17
Fourth-Down Conversions	0 of 1	0 of 1
Red-Zone Scores-Chances	2-2	6-6
Sacks By: Number-Yards	2-17	1-5

RUSHING: Colorado-Lindsay, Philli 19-53; Liufau, Sefo 6-13; Montez, Steven 3-11; MacIntyre, Jay 1-5. Washington-Gaskin, Myles 29-159; Coleman, Lavon 18-101; McClatcher, C. 1-8; Browning, Jake 3-2; Team 3-minus 5.

PASSING: Colorado-Liufau, Sefo 3-13-3-21; Montez, Steven 5-12-0-60. Washington-Browning, Jake 9-24-0-118.

RECEIVING: Colorado-Lindsay, Philli 3-19; Fields, Shay 2-26; MacIntyre, Jay 1-16; Evans, Kyle 1-13; Ross, Devin 1-7. Washington-Ross, John 4-51; Gaskin, Myles 1-24; Daniels, Darrell 1-15; McClatcher, C. 1-11; Pettis, Dante 1-9; Sample, Drew 1-8.

INTERCEPTIONS: Colorado-None. Washington-Rapp, Taylor 2-58; Turner, Ezekiel 1-0.

FUMBLES: Colorado-Liufau, Sefo 1-0; Julmisse, Anthon 1-0; MacIntyre, Jay 1-0. Washington-None.

Colorado (10-3) vs. Washington (12-1)

Date: 12/02/16 • Site: Santa Clara, Calif. • Stadium: Levi's Stadium

Attendance: 47118

Kickoff time: 6:22 PM • End of Game: 9:38 PM • Total elapsed time: 3:16
 Officials: Referee: Land Clark; Umpire: Matt Jordan; Linesman: Darryl Johnson;
 Line judge: Michael Feldman; Back judge: Steve Hudson; Field judge: Kevin Kieser;
 Side judge: Shane Anderson; Center judge: Matt Richards;
 Temperature: 60 F • Wind: 10 NW • Weather: Cloudless

SACKS (UA-A): Colorado-Coleman, Timoth 0-2; Gilbert, Jimmie 0-1; Olugbode, Kenne 0-1. Washington-Wooching, Psalm 1-0.

TACKLES (UA-A): Colorado-Olugbode, Kenne 6-13; Gillam, Addison 5-8; Laguda, Afolabi 4-5; Moeller, Ryan 4-5; Awuzie, Chidobe 3-4; Carrell, Jordan 0-5; Gilbert, Jimmie 1-3; Kafovalu, Samsu 1-2; Tupou, Josh 1-2; Thompson, Tedri 0-3; Coleman, Timoth 0-3; Gamboa, Rick 1-1; Liufau, Sefo 1-0; Witherspoon, Ah 1-0; Julmisse, Anthon 0-1; Fisher, Nick 0-1; Lewis, Drew 0-1; Franke, Jase 0-1. Washington-Bartlett, Tevis 3-4; Burr-Kirven, Ben 1-5; McIntosh, Jojo 3-2; Bierria, K. 1-3; Baker, Budda 1-3; Rapp, Taylor 1-3; Wooching, Psalm 1-3; Gaines, Greg 0-4; Beavers, DJ 0-4; Jones, Sidney 1-2; King, Kevin 2-0; Joyner, Austin 1-1; Turpin, Damion 0-2; Qualls, Elijah 0-2; Beaver, Brandon 1-0; Potoa'e, Benning 1-0; Turner, Ezekiel 1-0; Wellington, B. 1-0; Preston, Matt 1-0; Dotson, Jomon 0-1; Johnson, Jaylen 0-1.

Game Starters:

Colorado

Washington

Pos	##	OFFENSE
WR	4	Bobo, Bryce
WR	1	Fields, Shay
WR	2	Ross, Devin
WR	14	MacIntyre, Jay
LT	76	Irwin, Jeromy
LG	79	Huckins, Jonath
C	74	Kelley, Alex
RG	5A	Lynott, Tim
RT	64	Haigler, Aaron
QB	13	Liufau, Sefo
TB	23	Lindsay, Philli

Pos	##	OFFENSE
WR	1	Ross, John
LT	72	Adams, Trey
LG	52	Eldrenkamp, J.
C	79	Shelton, C.
RG	5F	Harris, Nick
RT	58	McGary, Kaleb
TE	88	Sample, Drew
TE	98	Dissly, Will
QB	3	Browning, Jake
TB	9	Gaskin, Myles
WR	8	Pettis, Dante

Pos	##	DEFENSE
DE	92	Carrell, Jordan
NT	58	Tupou, Josh
DE	54	Kafovalu, Samsu
ILB	31	Olugbode, Kenne
ILB	32	Gamboa, Rick
OLB	98	Gilbert, Jimmie
CB	4A	Awuzie, Chidobe
FS	1F	Laguda, Afolabi
FS	25	Moeller, Ryan
SS	9	Thompson, Tedri
CB	2A	Witherspoon, Ah

Pos	##	DEFENSE
DE	50	Vea, Vita
DT	99	Gaines, Greg
DE	0H	Potoa'e, Benning
LB	1E	Beavers, DJ
LB	7	Bierria, K.
LB	28	Wooching, Psalm
S	14	McIntosh, Jojo
S	2A	Rapp, Taylor
S	32	Baker, Budda
CB	26	Jones, Sidney
CB	20	King, Kevin

Colorado: 5-Frazier, George, 6-Huntley, Johnny, 7A-Fisher, Nick, 8-Julmisse, Anthon, 12-Montez, Steven, 15-Graham, Chris, 17-Ento, Kabion, 20-Lewis, Drew, 21-Evans, Kyle, 22-Trego, Kyle, 26-Oliver, Isaiah, 29-Lee, Donovan, 30-Severson, Ryan, 35-Bisharat, Beau, 41-Bergner, Andrew, 42-Falo, N.J., 43-Bounds, Chris, 44-Gillam, Addison, 49-Price, Davis, 52-Jackson III, Le, 53-Wiefels, Sully, 55-Tonz, Brett, 56-Franke, Jase, 59-Coleman, Timoth, 63-Bale, J.T., 70-Callahan, Shane, 71-Kronshage, Sam, 75-Kaiser, Josh, 81-Irwin, Sean, 82-Orban, Robert, 85-Jan, Justin, 86-Keeney, Dylan, 89-Kinney, Alex, 90-Umu, Frank, 96-Hasselbach, Ter.

Washington: 0I-Beaver, Brandon, 0E-Lindquist, Jeff, 1J-Warren, Jusstis, 3A-Bryant, Myles, 4-Joyner, Austin, 6-McClatcher, C., 10-Dotson, Jomon, 11-Qualls, Elijah, 12-Fuller, Aaron, 13-Wellington, B., 15-Daniels, Darrell, 17-Bartlett, Tevis, 19-Baccellia, A., 21-Pounds, Quinten, 22-Coleman, Lavon, 23-Miller, Jordan, 24-Turner, Ezekiel, 25-Burr-Kirven, Ben, 27-Walker, Trevor, 31-Before, Drew, 35-Stone, Mason, 38-Schuh, Hayden, 43-Vizcaino, T., 48-Van Winkle, C., 49-Carty, A.J., 51-Hutchison, Luke, 53-Wambaugh, Jake, 54-Preston, Matt, 56-Pulu, Jared, 57-Clark, John, 60-Brostek, Shane, 66-Turpin, Damion, 67-Kneip, Michael, 70-Hilbers, Jared, 73-Kirkland, A., 75-Sosebee, Jesse, 83-Griffin, Connor, 85-Ajamu, David, 89-Gardner, John, 92-Johnson, Jaylen, 96-Bowman, Shane.

Box Score (Final)
2016 Washington Huskies Football
#4 Washington vs #1 Alabama (12/31/16 at Atlanta, Georgia)

Score by Quarters	1	2	3	4	Total
Washington	7	0	0	0	7
Alabama	7	10	0	7	24

Qtr Time Scoring play

1st	08:01	WASH - Pettis, Dante 16 yd pass from Browning, Jake (Van Winkle, C. kick), 8-64 3:51
	05:01	ALA - Bo Scarbrough 18 yd run (Adam Griffith kick), 9-78 2:55
2nd	14:55	ALA - Adam Griffith 41 yd field goal, 6-17 2:27
	01:13	ALA - Ryan Anderson 26 yd interception return (Adam Griffith kick)
4th	11:56	ALA - Bo Scarbrough 68 yd run (Adam Griffith kick), 6-98 2:54

	WASH	ALA
FIRST DOWNS	14	16
RUSHES-YARDS (NET)	29-44	50-269
PASSING YDS (NET)	150	57
Passes Att-Comp-Int	38-20-2	14-7-0
TOTAL OFFENSE PLAYS-YARDS	67-194	64-326
Fumble Returns-Yards	0-0	1-10
Punt Returns-Yards	2-5	1-3
Kickoff Returns-Yards	3-47	2-45
Interception Returns-Yards	0-0	2-54
Punts (Number-Avg)	9-47.0	8-45.9
Fumbles-Lost	2-1	1-0
Penalties-Yards	3-10	11-66
Possession Time	29:15	30:45
Third-Down Conversions	6 of 17	4 of 14
Fourth-Down Conversions	0 of 1	0 of 1
Red-Zone Scores-Chances	1-1	1-1
Sacks By: Number-Yards	3-20	5-38

RUSHING: Washington-Gaskin, Myles 10-34; Coleman, Lavon 7-16; McClatcher, C. 1-16; Carta-Samuels 1-3; Dotson, Jomon 1-3; Team 1-minus 7; Browning, Jake 8-minus 21. Alabama-Bo Scarbrough 19-180; Jalen Hurts 19-50; Damien Harris 9-30; A. Stewart 2-10; TEAM 1-minus 1.

PASSING: Washington-Browning, Jake 20-38-2-150. Alabama-Jalen Hurts 7-14-0-57.

RECEIVING: Washington-Gaskin, Myles 5-40; Ross, John 5-28; Pettis, Dante 3-26; Fuller, Aaron 2-27; McClatcher, C. 2-minus 6; Baccellia, A. 1-15; Pounds, Quinten 1-12; Sample, Drew 1-8. Alabama-O.J. Howard 4-44; Gehrig Dieter 1-10; Calvin Ridley 1-6; Josh Jacobs 1-minus 3.

INTERCEPTIONS: Washington-None. Alabama-M. Fitzpatrick 1-28; Ryan Anderson 1-26.

FUMBLES: Washington-Team 1-0; Ross, John 1-1. Alabama-Jalen Hurts 1-0.

Washington (12-2) vs. Alabama (14-0)

Date: 12/31/16 • Site: Atlanta, Georgia • Stadium: Georgia Dome

Attendance: 75996

Kickoff time: 3:10 • End of Game: 6:32 • Total elapsed time: 3:22

Officials: Referee: Dan Capron; Umpire: Ed Feaster; Linesman: Mike Dolce;

Line judge: Brian Bolinger; Back judge: Matt Edwards; Field judge: John Roggerman;

Side judge: Frank Steratore; Center judge: Brent Durbin;

Temperature: • Wind: • Weather: Indoor

SACKS (UA-A): Washington-Vea, Vita 1-0; Baker, Budda 1-0; Bartlett, Tevis 1-0. Alabama-Anthony Averett 1-0; Tony Brown 0-1; Tim Williams 0-1; Rashaan Evans 1-0; Jonathan Allen 1-0; Joshua Frazier 1-0.

TACKLES (UA-A): Washington-King, Kevin 4-5; McIntosh, Jojo 4-4; Rapp, Taylor 2-5; Bierria, K. 1-6; Baker, Budda 3-3; Qualls, Elijah 2-4; Beavers, DJ 3-2; Burr-Kirven, Ben 0-5; Vea, Vita 2-2; Potoa'e, Benning 2-1; Woothing, Psalm 2-1; Johnson, Jaylen 2-1; Gaines, Greg 2-1; Bartlett, Tevis 2-0; Jones, Sidney 1-1; Turpin, Damion 1-0; Adams, Trey 1-0; McGary, Kaleb 1-0; Turner, Ezekiel 0-1; Coleman, Lavon 0-1; Baccellia, A. 0-1. Alabama-Reuben Foster 3-6; Anthony Averett 6-2; Rashaan Evans 4-3; Ronnie Harrison 5-1; M. Fitzpatrick 4-2; Jonathan Allen 2-4; Tony Brown 4-1; D. Tomlinson 0-4; Da'Ron Payne 0-4; Ryan Anderson 1-2; Keaton Anderson 1-1; Tim Williams 1-1; Joshua Frazier 1-0; Da'Shawn Hand 1-0; A. Jennings 0-1; Keith Holcombe 0-1; C. Miller 0-1.

Game Starters:

Washington

Pos	##	OFFENSE
WR	1	Ross, John
LT	72	Adams, Trey
LG	52	Eldrenkamp, J.
C	79	Shelton, C.
RG	5F	Harris, Nick
RT	58	McGary, Kaleb
TE	88	Sample, Drew
WR	8	Pettis, Dante
WR	12	Fuller, Aaron
QB	3	Browning, Jake
TB	22	Coleman, Lavon

Pos	##	DEFENSE
DE	50	Vea, Vita
DT	99	Gaines, Greg
DT	11	Qualls, Elijah
DE	92	Johnson, Jaylen
LB	1E	Beavers, DJ
LB	7	Bierria, K.
S	2A	Rapp, Taylor
S	14	McIntosh, Jojo
S	32	Baker, Budda
CB	26	Jones, Sidney
CB	20	King, Kevin

Alabama

Pos	##	OFFENSE
WR	13	A. Stewart
LT	74	Cam Robinson
LG	71	R.Pierschbacher
C	75	Bradley Bozeman
RG	78	Korren Kirven
RT	73	Jonah Williams
TE	89	Brandon Greene
WR	3	Calvin Ridley
QB	2	Jalen Hurts
RB	34	Damien Harris
TE	88	O.J. Howard

Pos	##	DEFENSE
CB	26	Marlon Humphrey
DE	93	Jonathan Allen
NG	94	Da'Ron Payne
DE	54	D. Tomlinson
CB	28	Anthony Averett
FS	15	JK Scott
SS	29	M. Fitzpatrick
SLB	22	Ryan Anderson
MLB	32	Rashaan Evans
WLB	10	Reuben Foster
STAR	2	Jalen Hurts

Washington: 0H-Potoa'e, Benning, 0E-Lindquist, Jeff, 1A-Carta-Samuels, 4-Joyner, Austin, 6-McClatcher, C., 9-Gaskin, Myles, 10-Dotson, Jomon, 13-Wellington, B., 15-Daniels, Darrell, 17-Bartlett, Tevis, 19-Baccellia, A., 21-Pounds, Quinten, 23-Miller, Jordan, 24-Turner, Ezekiel, 25-Burr-Kirven, Ben, 28-Woothing, Psalm, 38-Schuh, Hayden, 43-Vizcaino, T., 48-Van Winkle, C., 49-Carty, A.J., 51-Hutchison, Luke, 54-Preston, Matt, 66-Turpin, Damion, 67-Kneip, Michael, 73-Kirkland, A., 75-Sosebee, Jesse, 85-Ajamu, David, 96-Bowman, Shane, 98-Dissly, Will.

Alabama: 1D-Ronnie Harrison, 2A-Tony Brown, 5-Shyheim Carter, 6-Hootie Jones, 7-Trevon Diggs, 9A-Da'Shawn Hand, 9-Bo Scarbrough, 11-Gehrig Dieter, 14-D. Thompson, 16-T.J. Simmons, 17-Cam Sims, 18-Cooper Bateman, 24-Terrell Hall, 25-Josh Jacobs, 30-Mack Wilson, 31-Keaton Anderson, 33-A. Jennings, 39-Levi Wallace, 42-Keith Holcombe, 47-C. Miller, 55-Cole Mazza, 56-Tim Williams, 69-Joshua Frazier, 81-Derek Kief, 84-Hale Hentges, 87-M. Forristall, 99-Adam Griffith.

WASHINGTON RECORD BOOK

Miscellaneous

National Championships

1960	Helms Foundation
1984	Football News; Berryman; National Championship Foundation*
1990	FACT*
1991	USA Today/CNN; UPI/National Football Foundation; Football Writers; Sports Illustrated; Berryman; Billingsley; DeVold; Dunkel; FACT*; FB News; Matthews; National Championship Foundation*; Sagarin

*Selected multiple national champions

Conference Championships

1916	Pacific Coast
1919	Pacific Coast (tie)
1925	Pacific Coast
1936	Pacific Coast
1959	AAWU (tie)
1960	AAWU
1963	AAWU
1977	Pacific-8
1980	Pacific-10
1981	Pacific-10
1990	Pacific-10
1991	Pacific-10
1992	Pacific-10 (tie)
1995	Pacific-10 (tie)
2000	Pacific-10 (tie)
2016	Pac-12

Unbeaten, Untied Teams

1909	7-0-0
1910	6-0-0
1911	7-0-0
1912	7-0-0
1913	7-0-0
1915	7-0-0
1991	12-0-0

Unbeaten Teams

1895	4-0-1
1908	6-0-1
1914	6-0-1
1916	6-0-1
1991	12-0-0

Longest Winning Streaks

40	1908-1914
22	1990-1992
12	2015-2016
12	2000-2001
12	1914-1916
10	1981-1982 (post 1945)

Longest Unbeaten Streaks

64*	1907-1917 (60-0-4)
22	1990-1992 (22-0-0)
14	1924-1925 (12-0-2)
12	2015-2016 (12-0)
12	2000-2001 (12-0)
10	1922-1923 (9-0-1)
10	1981-1982 (10-0-0)

* NCAA Record

Consecutive Home Wins

45	1908-1917
17	1999-2002
17	1991-1993
15	1981-1983

Consecutive Road Wins

16	1990-1992
10	1979-1981

Longest Losing Streak

15	2007-2009
----	-----------

Consecutive Games Scoring

259	1981-2004
-----	-----------

Consecutive Shutouts

8	Nov. 14, 1908-Nov. 13, 1909; Nov. 5, 1910-Nov. 4, 1911
---	---

Consecutive Games Shutout

3	1906, 1917, 1920, 1948
---	------------------------

Consecutive Non-Losing Seasons

27	1977-2003
16	1901-1916

Consecutive PATs Made

Total	137, 2008-2014
Games	42, 1977-81

All-Time Largest Margin of Victory

120	Whitman (120-0).....	1919
108	Willamette (108-0).....	1925
100	Whitworth (100-0).....	1913
99	Fort Worden (90-0).....	1911
96	Col. Puget Sound (96-0).....	1924
77	Whitman (77-0).....	1931
73	Col. Puget Sound (80-7).....	1925
73	Col. Puget Sound (73-0).....	1929
72	California (72-0).....	1915
71	Whitman (71-0).....	1944

Modern Largest Margin of Victory

66	Oregon (66-0).....	1974
58	UC Santa Barbara (65-7).....	1971
57	Oregon (63-6).....	1951
56	Idaho State (56-0).....	2013
55	Texas El-Paso (55-0).....	1982
54	Arizona (54-0).....	1991
54	Oregon (54-0).....	1977
53	Kansas State (56-3).....	1991
52	Colorado (59-7).....	2013
51	Montana (58-7).....	1951

All-Time Largest Margin of Defeat

69	California (3-72).....	1921
58	Miami (7-65).....	2001
58	Oregon (0-58).....	1973
56	USC (0-56).....	2008
52	Alabama (0-52).....	1975
50	Michigan (0-50).....	1953
48	UCLA (0-48).....	1967
48	USC (0-48).....	1929
48	Nebraska (7-55).....	1998
47	California (7-54).....	2003
46	Notre Dame (0-46).....	1948

Attendance Home Games

Season Total	503,341 in 2003 (7 games) 445,896 in 1995 (6 games)
Home Game	76,125 vs. Army, 1995
Home Average	71,395 in 1987 (7 games) 74,316 in 1995 (6 games)

All Games

Season Total:	783,123 in 2007 (13 games) 800,667 in 2003 (12 games) 726,774 in 1995 (11 games)
Season Average:	60,240 in 2007 (13 games) 66,722 in 2003 (12 games) 66,070 in 1995 (11 games)
Away Game:	111,491 at Michigan, 2002
Bowl Game:	105,611 vs. Iowa, 1982 Rose

Top 10 Home Attendance Marks

No.	Year	Opponent	Attendance
1.	1995	Army	76,125
2.	1997	Arizona State	74,986
3.	2007	Ohio State	74,927
4.	2003	Washington State	74,549
5.	1995	USC	74,421
6.	1997	Washington State	74,268
7.	2000	Miami (Fla.)	74,157
8.	1995	Washington State	74,144
9.	2001	Michigan	74,080
10.	1995	Oregon	74,054

Division I Longest Unbeaten Streaks

	No.	Wins	Ties	Team	Years	Ended by	Score
1.	64	60	4	Washington	1907-17	California	27-0
2.	56	55	1	Michigan	1901-05	Chicago	2-0
3.	50	46	4	California	1920-25	Olympic Club	15-0
4.	48	47	1	Oklahoma	1953-57	Notre Dame	7-0
	48	47	1	Yale	1885-89	Princeton	10-0

Division I Longest Home Winning Streaks

	Wins	Team	Years	Ended by	Score
1.	58	Miami (Fla.)	1985-94	Washington	38-20
2.	57	Alabama	1963-82	Southern Miss.	38-29
3.	56	Harvard	1890-95	Boston AA	0-0
4.	50	Michigan	1901-07	Pennsylvania	6-0
5.	47	Nebraska	1991-98	Texas	20-16
6.	45	Washington	1908-17	Oregon State	0-0
7.	42	Texas	1968-76	Houston	30-0
8.	40	Notre Dame	1907-18	Great Lakes	7-7
9.	38	Notre Dame	1919-27	Minnesota	7-7
10.	37	Yale	1904-08	Brown	10-10
	37	Yale	1900-03	Princeton	11-6
	37	Florida State	1992-01	Miami (Fla.)	49-27

WASHINGTON RECORD BOOK — TEAM SINGLE GAME

Miscellaneous

Long Scoring Drive (Plays) – 19 at Oregon, 2005; vs. California, 2002; at California, 1975; vs. Oregon in 1955
Long Scoring Drive (Yards) – 99 vs. Stanford, 1999; vs. Wash. St., 2001; vs. San Jose State, 2004
Long Scoring Drive (Time) – 9:52 at Oregon, 2005
Long One Play Scoring Drive (Yards) – 91 yards vs. San Jose State, 1994
Time of Possession – 41:52 vs. Florida (Freedom Bowl), 1989

Rushing

Rushing Yards – 559 vs. San Jose State, 1996
Rushing Attempts – 80 at Washington State, 1956
Fewest Rushing Yards – (-13) vs. Stanford, 1971
Fewest Rushing Attempts – 15 at Southern California, 1989
Rushing Yards Per Attempt – 13.3 vs. Washington State, 1950
Fewest Rushing Yards Per Attempt – (-0.5) vs. Stanford, 1971
Rushing Touchdowns – 8 vs. Oregon, 1951

Passing

Pass Attempts – 68 at USC, 1998
Fewest Pass Attempts – 2 vs. California, 1964
Pass Completions – 38 at USC, 2002
Fewest Pass Completions – 0 vs. California, 1965; vs. Oregon, 1962; at Illinois, 1951
Passing Yards – 455 vs. Arizona, 2001
Fewest Passing Yards – 0 vs. Cal, 1965; vs. Ore., 1962; vs. Cal, 1948; at Illinois, 1951
Touchdown Passes – 7 at California, 2016
Completion Percentage (20 att.) — .857 (18 for 21) at Oregon State, 2015
.857 (18 for 21) vs. San Jose State, 1993
Completion Percentage (30 att.) — .818 (27 for 33) vs. Michigan, 1983
Passes Had Intercepted – 8 at UCLA, 1969
Yards per Attempt – 17.1 vs. Michigan (Rose Bowl), 1993
Fewest Yards per Attempt – 0.7 at Oregon, 1973
Yards Per Completion – 30.0 at California, 1999
Fewest Yards Per Completion – 6.0 vs. Eastern Washington, 2011

Scoring

Points – 120 vs. Whitman, 1919 (all-time); 66 vs. Oregon, 1974 (modern)
Points by Quarter – 1st Qtr. – 28 vs. Idaho, 1969; at Oregon State, 2015
2nd Qtr. – 31 vs. Portland State, 2012
3rd Qtr. – 28 vs. Indiana, 2003; 28 vs. Stanford, 1981
vs. Oregon, 1974
4th Qtr. – 30 vs. UCLA, 1970
Touchdowns – 10 vs. Oregon, 2016
Field Goals – 5 at Washington State, 2002; vs. Houston, 1985
Field Goal Attempts – 8 at Washington State, 2002
Extra Points – 10 vs. Oregon, 2016
Extra Point Attempts – 10 vs. Oregon, 2016
Combined Points – 120 vs. Whitman, 1919
Points in a Half – Overall – 45 vs. Port. St.; at OSU, 1999; vs. N'western, 1980; at OSU, 2015
1st Half – 45 vs. Port. St.; at OSU, 1999; vs. N'western, 1980; at OSU, 2015
2nd Half – 42 vs. Oregon, 1974; at Illinois, 1971; at Ore. St., 2013

First Downs

First Downs – 36 vs. Wyoming, 2002
Fewest First Downs – 2 vs. California, 1948 (all-time); 3 vs. Oregon, 1984 (modern)
Rushing First Downs – 27 vs. Idaho, 1956
Fewest Rushing First Downs – 0 at USC, 1989; at UCLA, 2001
Passing First Downs – 26 vs. Wyoming, 2002
Fewest Passing First Downs – 0 on 13 occasions, last vs. Stanford, 1967
Penalty First Downs – 7 vs. Nevada, 2003
Fewest Penalty First Downs – 0 numerous times

Interceptions

Interceptions – 9 vs. Oregon, 1952

Total Offense

Total Offensive Attempts – 98 at USC, 1998
Fewest Offensive Attempts – 38 vs. California, 1948
Total Offensive Yards – 734 vs. San Jose State, 1996
Fewest Total Offensive Yards – 61 vs. California, 1948
Total Offensive Average Per Attempt – 11.6 at Washington St, 1950 (Spokane)
Lowest Offensive Average Per Attempt – 1.47 at UCLA, 1967

Punt Returns

Punt Returns – 9 vs. Montana, 1951; 9 vs. BYU, 1998
Punt Return Yards – 166 vs. California, 1998
Punt Return Yards Per Attempt – (min. 3) 36.3 vs. Kansas St., 1991 (3 att., 109 yds.)
Punt Returns for Touchdowns – 2 vs. Oregon, 1984

Kickoff Returns

Kickoff Returns – 12 at Stanford, 2011
Kickoff Return Yards – 285 at Stanford, 2011
Kickoff Return Yards Per Attempt – (min. 3) 47.0 vs. BYU, 1986 (3 att., 141 yds.)
Kickoff Returns for Touchdowns – 2 vs. Utah, 1959

Punting

Punts – 12 at Arizona State, 1983
Fewest Punts – 0 vs. UCLA, 1962; vs. Wyoming, 2002
Punting Average – (Min. 5) 54.6 at Colorado, 1959 (7 att., 382 yds.)

Penalties

Penalties – 18 at Washington State, 2012; at Oregon State, 1976
Fewest Penalties – 0 vs. Stanford, 1948; at Washington State, 1960
Penalty Yards – 163 at California, 1959
Fewest Penalty Yards – 0 vs. Stanford, 1948; at Washington State, 1960

Fumbles

Fumbles – 11 at Oregon, 1969
Fumbles Lost – 7 at USC, 1956

Single-Game Defense

Rushing Defense

Fewest Rushing Attempts – 17 vs. Eastern Washington, 2011
Fewest Rushing Yards – (- 50) vs. Pacific, 1981
Most Rushing Yards Lost – 115 vs. California, 1972
Fewest Rushing Yards Per Attempt – (- 1.88) vs. BYU, 1986

Pass Defense

Fewest Pass Attempts – 2 at California, 1965
Fewest Pass Completions – 0 at Indiana, 1978
Fewest Passing Yards – 0 at Indiana, 1978; at Oregon State, 1991
Lowest Average per Passing Attempt (15 att.) – 1.0 vs. Oregon State, 1975
Lowest Average per Completion (10 comp.) – 6.4 at Oregon, 2004

Interceptions

Interceptions – 9 vs. Oregon, 1952
Interception Yards – 213 vs. Oregon, 1952
Interception Returns for Touchdowns – 2 vs. Michigan State, 1997; at Stanford, 1978; vs. Utah, 1959; at Oregon State, 1999; vs. Oregon State, 2002

Total Defense

Fewest Total Offensive Yards Allowed – 42 vs. Montana, 1951
Fewest Total Offensive Attempts Allowed – 37 vs. Oregon State, 1953

First Downs

Fewest First Downs – 2 vs. Oregon, 1974

Fumbles

Most Fumbles – 10 vs. Oregon State, 1959
Most Opp. Fumbles Recovered – 5 on 10 occasions; last - vs. Wash. State, 2015

Punting

Most Opponent Punts – 13 vs. Cincinnati, 1974; at Arizona State, 2000
Most Opponent Punts Blocked – 3 at UCLA, 1953

Tackles

Sacks – 13 vs. California, 1998; 13 vs Utah State, 1998
Tackles for Loss Yards – 118 vs. California, 1972

OFFENSE

Miscellaneous

Long Scoring Drive (Plays)

Plays	Opponent
1. 19	Notre Dame, 2009
19	Oregon, 2005
19	California, 2002
19	California, 1975
19	Oregon, 1955
6. 18	Arizona State, 2001
18	East Carolina, 1993
18	UCLA, 1990
9. 17	six times

Long Scoring Drive (Yards)

(since 1987)

Yards	Opponent
1. 99	Arizona, 2007
99	San Jose State, 2004
99	Stanford, 1999
4. 98	Washington State, 2010
98	Stanford, 2007
98	Idaho, 2000
98	Nebraska, 1991
8. 97	Arizona, 2016
97	California, 2013
97	Idaho, 2009
97	Pacific, 1992

Long Scoring Drive (Time)

Time	Opponent
1. 9:52	Oregon, 2005
2. 9:47	Stanford, 2016
3. 9:31	Arizona, 1999
4. 9:19	Notre Dame, 2009
5. 8:45	Colorado, 2016
6. 8:34	Utah, 2012
7. 8:31	Washington State, 2010
8. 8:10	UCLA, 1990
9. 7:49	Utah, 2011
10. 7:37	Oregon, 2003

One-Play Scoring Drives (20-plus yds.)

Yards	Opponent
1. 91 yds	Hawai'i, 2014
91 yds	San Jose State, 1994
3. 89 yds	San Jose State, 2002
4. 86 yds	S. Miss, 2015 HOD Bowl
86 yds	Arizona State, 2000
6. 83 yds	Oregon, 2007
7. 80 yds	California, 2010
8. 78 yds	Sacramento State, 2015
78 yds	Arizona, 2001
10. 75 yds	Illinois, 2014
73 yds	Arizona, 1990
69 yds	Arizona State, 1989
65 yds	Oregon, 2016
57 yds	Washington State, 2010
57 yds	Syracuse, 2010
56 yds	Baylor, 2011 Alamo Bowl
52 yds	Nebraska, 2011
48 yds	San Jose State, 1996
44 yds	USC, 2010
42 yds	California, 2001
40 yds	Oregon, 1989
39 yds	Oregon State, 2009
39 yds	Wash. State, 2004
32 yds	Arizona State, 2007
29 yds	Oregon State, 1996
27 yds	USC, 2015
25 yds	Ohio State, 1994
25 yds	Arizona, 1999

Time of Possession

Time	Opponent
1. 41:52	Florida, '89 Freedom Bowl
2. 41:26	Arizona State, 1987
3. 41:22	Oregon State, 2015
4. 41:17	Oregon State, 1999
5. 40:09	Oregon, 2002
6. 39:49	California, 1982
7. 38:58	Arizona State, 1990
8. 38:42*	Washington State, 1996
9. 38:39	UCLA, 2000
10. 38:38	Portland State, 2012

* Overtime game

Scoring

Points Scored (All-Time)

No.	Opponent
1. 120-0	Whitman, 1919
2. 108-0	Willamette, 1925
3. 100-0	Whitworth, 1913
4. 99-0	Fort Worden, 1911
5. 96-0	Puget Sound, 1924
6. 81-0	Rainier Valley AC, 1914
7. 80-7	Puget Sound, 1925
8. 77-0	Whitman, 1931
9. 73-0	Puget Sound, 1929
10. 72-0	California, 1915

Points Scored (Since 1945)

No.	Opponent
1. 69-27	Oregon State, 2013
2. 66-0	Oregon, 1974
3. 65-7	UC Santa Barbara, 1971
4. 63-7	Oregon, 1971
5. 61-20	Oregon, 1951
6. 59-52	Eastern Washington, 2014
59-7	Colorado, 2013
8. 58-28	Arizona, 1997
58-6	Oregon State, 1991
58-7	Montana, 1951

Combined Points

Points	Opponent
1. 123 (56-67)	Baylor, 2011 Alamo Bowl
2. 120 (120-0)	Whitman, 1919
3. 111 (59-52)	Eastern Wash., 2014
4. 108 (108-0)	Willamette, 1925
5. 103 (49-54)	California, 1973
6. 100 (100-0)	Whitworth, 1913
7. 99 (90-0)	Fort Worden, 1911
8. 96 (69-27)	Oregon State, 2013
96 (96-0)	Puget Sound, 1924
10. 93 (66-27)	California, 2016

Points in a Half (Overall)

Points	Opponent
1. 45 (1st)	Oregon State, 2015
45 (2nd)	Georgia State, 2014
45 (1st)	Portland State, 2012
45 (1st)	Oregon State, 1999
45 (1st)	Northwestern, 1980
6. 44 (1st)	Oregon State, 1991
7. 43 (1st)	San Jose St, 1996
8. 42 (1st)	BYU, 1986
42 (2nd)	Oregon, 1974
42 (2nd)	Illinois, 1971

Points in a Half (1st Half)

Points	Opponent
1. 45 (1st)	Oregon State, 2015
45 (1st)	Portland State, 2012
45 (1st)	Oregon State, 1999
45 (1st)	Northwestern, 1980
5. 44 (1st)	Oregon State, 1991
6. 43 (1st)	San Jose State, 1996
7. 42 (1st)	Idaho State, 2013
42 (1st)	BYU, 1986
9. 41 (1st)	Arizona, 1997
10. 39 (1st)	Utah State, 1998

Points in a Half (2nd Half)

Points	Opponent
1. 45 (2nd)	Georgia State, 2014
2. 42 (2nd)	Oregon State, 2013
42 (2nd)	Oregon, 1974
42 (2nd)	Illinois, 1971
5. 35 (2nd)	Oregon, 2003
35 (2nd)	Oregon State, 1997
35 (2nd)	Miami, 1994
35 (2nd)	Stanford, 1977
35 (2nd)	California, 1973
35 (2nd)	UCSB, 1971

Points in a Quarter - 1st

Points	Opponent
1. 28	Washington St., 2016
28	Oregon State, 2015
28	Idaho, 1968
4. 25	San Jose State, 1996
5. 24	Rutgers, 2016
24	Eastern Wash., 2014
24	UCLA, 2004
24	Northwestern, 1980
9. 22	Utah State, 1998
10. 21	16 times

Points in a Quarter - 2nd

Points	Opponent
1. 31	Portland State, 2012
2. 30	Oregon State, 1989
3. 28	Idaho, 2016
28	Sacramento State, 2015
28	Baylor, 2011 Alamo Bowl
28	Oregon State, 1991
28	Arizona, 1980
8. 27	Arizona, 1991
27	BYU, 1986
10. 24	Oregon State, 1999
24	Wash. State, 1990
24	Ohio State, 1986
24	Oregon State, 1976

Points in a Quarter - 3rd

Points	Opponent
1. 28	Indiana, 2003
28	Stanford, 1981
28	Oregon, 1974
4. 27	California, 1982
5. 25	Miami, 1994
6. 24	Stanford, 1978
7. 22	Washington State, 1976
8. 21	15 times

Points in a Quarter - 4th

Points	Opponent
1. 30	UCLA, 1970
2. 28	Stanford, 1977
28	California, 1973
28	Illinois, 1971
5. 24	Georgia State, 2014
6. 23	California, 2000
7. 22	Stanford, 2000
22	Colorado, 1989
9. 21	14 times

Touchdowns

No.	Opponent
1. 10	Oregon, 2016
2. 9	California, 2016
9	Oregon State, 2013
9	Oregon, 1974
9	UC Santa Barbara, 1971
9	Oregon, 1951
9	Montana, 1951
8. 8	Idaho, 2016
8	Eastern Washington, 2014
8	Colorado, 2013
8	Idaho State, 2013
8	Baylor, 2011 Alamo Bowl
8	Oregon State, 1981
8	UCLA, 1970
8	Navy, 1970
8	Pacific, 1960
8	Idaho, 1956
8	Washington State, 1950

PAT Attempts

No.	Opponent
1. 10	Oregon, 2016
2. 9	California, 2016
9	Oregon State, 2013
9	Oregon, 1974
9	UC Santa Barbara, 1971
6. 8	Idaho, 2016
8	Colorado, 2013
8	Idaho State, 2013
8	Baylor, 2011 Alamo Bowl
8	Oregon State, 1981
8	Navy, 1970
8	Pacific, 1960

PATs-Made

No.	Opponent
1. 10	Oregon, 2016
2. 9	California, 2016
9	Oregon State, 2013
9	Oregon, 1974
9	UC Santa Barbara, 1971
6. 8	Idaho, 2016
8	Colorado, 2013
8	Idaho State, 2013
8	Baylor, 2011 Alamo Bowl
8	Oregon State, 1981
8	Navy, 1970

Field Goals Made

No.	Opponent
1. 5	Washington State, 2002
5	Houston, 1985
3. 4	nine times, most recent at USC, 2010

Field Goals Attempted

No.	Opponent
1.	8 Washington State, 2002
2.	5 Washington State, 2008
	5 California, 2002
	5 Houston, 1985
	5 Oregon State, 1984
	5 Northwestern, 1984
	5 UCLA, 1977
8.	4 19 times, most recent: at Oregon, 2010

First Downs**Overall**

No.	Opponent
1.	36 Wyoming, 2002
2.	33 Boise State, 2013
	33 Stanford, 1999
	33 Idaho, 1956
5.	32 Miami (Ohio), 1984
6.	31 California, 2016
	31 Colorado, 2011
	31 Stanford, 2007
	31 UCLA, 2002
	31 Oregon State, 2000
	31 San Jose State, 1996
	31 Nebraska, 1991
	31 Michigan State, 1970

Fewest Overall

No.	Opponent
1.	2 California, 1948
2.	3 Oregon, 1984
3.	5 Michigan, 1953
	5 USC, 1952
5.	6 USC, 2004
6.	6 Oregon, 1973
	6 UCLA, 1967
	6 Air Force, 1966
	6 UCLA, 1956
10.	7 seven times, most recent: vs. Stanford, 2010

By Rushing

No.	Opponent
1.	27 Idaho, 1956
2.	25 Oregon State, 1970
3.	24 San Jose State, 1996
	24 Miami (Ohio), 1984
5.	23 Stanford, 2007
	23 Washington State, 1956
6.	22 Oregon State, 1953
7.	21 Arizona State, 1990
	21 UCLA, 1974
	21 St. Mary's, 1947
10.	20 Minnesota, 1976
	20 Oregon, 1974
	20 Idaho, 1960

Fewest by Rushing

No.	Opponent
1.	0 UCLA, 2001
	0 USC, 1989
3.	1 Boise State, 2015
	1 USC, 1988
	1 Stanford, 1971
	1 Michigan, 1970
	1 California, 1948
8.	2 six times

By Passing

No.	Opponent
1.	26 Wyoming, 2002
2.	20 Idaho, 2016
	20 Idaho, 2002
	20 USC, 1970
5.	19 Arizona State, 2015
	19 Arizona, 2001
7.	18 UCLA, 2002
	18 Washington State, 2002
	18 Washington State, 2001
	18 Arizona State, 1989

Fewest by Passing

No.	Opponent
1.	0 Stanford, 1967
	0 California, 1964
	0 Oregon, 1962
	0 Oregon State, 1961
	0 California, 1961
	0 California, 1959
	0 Oregon, 1957
	0 Ohio State, 1957
	0 Washington State, 1956
	0 California, 1956
	0 USC, 1956
	0 Stanford, 1947
	0 St. Mary's, 1947

By Penalty

No.	Opponent
1.	7 Nevada, 2003
2.	6 Oregon State, 2003
	6 UCLA, 2002
	6 Arizona State, 2002
	6 UCLA, 2000
	6 California, 2000
	6 Oregon State, 1998
	6 California, 1973
9.	5 nine times

Fewest by Penalty

No.	Opponent
1.	0 Numerous times

Rushing**Rushing Attempts**

No.	Opponent
1.	80 Washington State, 1956
2.	77 St. Mary's, 1947
3.	76 California, 1962
4.	74 Stanford, 1964
	74 Idaho, 1956
6.	72 Oregon State, 1953
7.	71 Oregon, 1963
8.	70 Oregon, 1977
	70 Oregon State, 1975
	70 Oregon, 1974

Fewest Rushing Attempts

No.	Opponent
1.	15 USC, 1989

2.	19 USC, 2002
3.	21 Oregon, 2006
4.	22 Boise State, 2015
5.	23 Notre Dame, 2008
6.	24 LSU, 2012
	24 USC, 2011
	24 Arizona, 2009
	24 Ohio State, 2003
	24 Purdue, 2002 Sun Bowl
	24 Oregon, 1995

Rushing Yards

No.	Opponent
1.	559 San Jose State, 1996
2.	530 Oregon State, 2013
3.	430 Idaho, 1956
4.	415 St. Mary's, 1947
5.	413 Ohio State, 1966
6.	400 Washington State, 1950
7.	403 Oregon, 1951
8.	397 Virginia, 1976
9.	396 California, 1990
10.	388 Stanford, 2007

Fewest Rushing Yards

No.	Opponent
1.	-13 Stanford, 1971
2.	-11 Washington State, 1973
	-11 Washington State, 1972
4.	-8 UCLA, 2001
5.	-5 Arizona State, 2013
	-5 USC, 2002
7.	7 Ohio State, 2003
8.	13 Oregon, 2006
9.	16 Oregon, 1995
10.	17 USC, 2016
	17 Notre Dame, 1949

Yards per Att. Average

No.	Opponent
1.	13.3 (30-400) Washington St., 1950
2.	9.14 (58-530) Oregon State, 2013
3.	9.02 (62-559) San Jose St., 1996
4.	7.90 (30-236) Arizona State, 1992
5.	7.50 (42-315) Wash. St., 2010
6.	7.38 (40-295) Colorado, 2011
7.	7.36 (41-302) Syracuse, 2007
8.	7.33 (54-396) California, 1990
9.	7.23 (40-289) BYU, 1997
10.	7.13 (47-335) Nebraska, 1991

Fewest Yards per Rushing Att.

No.	Opponent
1.	-0.50 (25/-13) Stanford, 1971
2.	-0.44 (25/-11) Washington St., 1973
3.	-0.36 (30/-11) Washington St., 1972
4.	-0.29 (28/-8) UCLA, 2001
5.	-0.26 (19/-5) USC, 2002
6.	-0.20 (25/-5) Arizona State, 2013
7.	0.29 (24/7) Ohio State, 2003
8.	0.50 (39/20) Michigan, 1970
9.	0.51 (37/19) Washington St., 2002
10.	0.67 (24/16) Oregon, 1995

Rushing Touchdowns

No.	Opponent
1.	8 Oregon, 1951
2.	7 Eastern Wash., 2014
	7 Oregon State, 2013
	7 Oregon, 1974
	7 Pacific, 1960
	7 Montana, 1951
5.	6 Syracuse, 2007
	6 San Jose State, 1996
	6 UCLA, 1996
	6 Miami (Ohio), 1984
	6 Air Force, 1980
	6 California, 1977
	6 Kansas State, 1962
	6 Idaho, 1956
	6 Washington State, 1950

Passing**Pass Attempts**

No.	Opponent
1.	68 USC, 1998
2.	65 USC, 2002
3.	60 UCLA, 2002
4.	59 California, 2002
5.	58 Washington State, 2002
6.	57 USC, 1970
7.	54 Purdue, 2002 Sun Bowl
	54 Texas, 2001 Holiday Bowl
9.	52 Arizona State, 2015
	52 Arizona, 2012

Fewest Pass Attempts

No.	Opponent
1.	2 California, 1964
2.	3 Oregon, 1962
	3 UCLA, 1960
4.	4 Illinois, 1961
5.	5 12 times, most recent vs. Oregon, 1976

Pass Completions

No.	Opponent
1.	38 USC, 2002
2.	37 Wyoming, 2002
3.	35 Washington State, 2002
	35 Arizona, 2002
	35 USC, 1998
	35 Maryland, 1982 Aloha Bowl
7.	33 Stanford, 2013
8.	31 Arizona, 2003
9.	30 Oregon State, 1970
	30 USC, 1970

Fewest Pass Completions

No.	Opponent
1.	0 California, 1964
	0 Oregon, 1962
	0 Illinois, 1961
4.	1 eight times, most recent vs. Oregon State, 1961

Pass Interceptions Thrown

No.	Opponent
1.	8 UCLA, 1969
2.	7 Stanford, 1934
3.	6 Miami, 2001
	6 Oregon, 1973
	6 Oregon State, 1970
	6 Stanford, 1953
7.	5 12 times, most recent vs. California, 2006

Passing Yards

No.	Opponent
1.	455 Arizona, 2001
2.	438 Baylor, 2011 Alamo Bowl
	438 Idaho, 2002
4.	436 Wyoming, 2002
5.	429 UCLA, 2002
6.	428 Arizona State, 1989
7.	417 California, 2016
8.	409 UCLA, 1970
9.	405 Arizona State, 2015
10.	399 California, 2002

Fewest Passing Yards

No.	Opponent
1.	0 California, 1964
	0 Oregon, 1962
	0 Illinois, 1961
	0 California, 1948
5.	2 Oregon, 1957
6.	6 Stanford, 1967
	6 Washington State, 1956
8.	8 California, 1961
9.	9 Oregon State, 1961
	9 USC, 1956

Passing Touchdowns

No.	Opponent
1.	7 California, 2016
2.	6 Idaho, 2016
	6 Oregon, 2016
	6 UCLA, 1970
5.	5 Colorado, 2012
	5 Oregon State, 2010
	5 California, 1973
	5 Idaho, 1948

Yards per Attempt (Min. 15 Attempts)

No.	Opponent
1.	14.38 (29-417) California, 2016
2.	13.70 (21-288) San Jose St., 1993
3.	13.60 (22-300) California, 1999
4.	13.04 (25-326) Sac. St., 2015
5.	12.89 (26-335) Air Force, 1980
6.	12.41 (17-211) Navy, 1970
7.	12.30 (29-356) UCLA, 1965
8.	12.12 (26-315) Hawai'i, 2011
9.	12.00 (24-288) BYU, 1997
10.	11.92 (24-286) California, 2009

Fewest Yards per Att. (Min. 15 Att.)

No.	Opponent
1.	0.70 (29-20) Oregon, 1973
2.	1.60 (15-24) USC, 1962
3.	1.65 (20-33) Air Force, 1966
4.	1.86 (22-41) USC, 1972
5.	2.03 (29-59) Wash. St., 1968
6.	2.11 (17-36) Oregon, 1984
7.	2.13 (16-34) Oregon State, 1955
8.	2.19 (46-21) Texas Tech, 1981
9.	2.25 (28-63) USC, 2004
10.	2.35 (17-40) USC, 1969

Yards per Completion (Min. 10 Comp.)

No.	Opponent
1.	30.0 (10-300) California, 1999
2.	27.4 (10-274) California, 1971
3.	22.5 (10-225) Northwestern, 1980
4.	22.1 (16-354) Wash. St., 1973
5.	20.9 (11-230) Oregon, 1965
6.	20.9 (20-417) California, 2016
7.	20.3 (18-366) California, 1973
8.	20.0 (15-300) Oregon State, 2016
9.	19.8 (17-336) Arizona, 2007
	19.8 (15-297) California, 1974

Fewest Yards per Completion

No.	Opponent
1.	6.00 (17-102) EWU, 2011
2.	6.53 (15-98) Stanford, 2014
3.	6.92 (13-90) USC, 2007
4.	7.10 (10-71) Arizona, 1984
5.	7.38 (13-96) UCLA, 1981
6.	7.47 (19-142) Wash. St, 1983
7.	7.50 (10-75) Oregon, 1981
8.	7.55 (18-136) Oregon, 1985
9.	7.75 (12-93) Ohio State, 1958
10.	8.07 (14-113) East Carolina, 1993

Pass Completion Percentage

No.	Opponent
1.	.857 (18-21) Oregon State, 2015
	.857 (18-21) San Jose St., 1993
3.	.833 (20-24) California, 2009
4.	.818 (27-33) Idaho, 2016
	.818 (27-33) Michigan, 1983
6.	.810 (17-21) Oregon, 1999
7.	.800 (28-35) Illinois, 2013
	.800 (12-15) Oregon, 1949
9.	.792 (19-24) Oregon State, 2014
	.792 (19-24) BYU, 1997

Total Offense**Total Offense Attempts**

No.	Opponent
1.	98 USC, 1998
2.	97 Oregon State, 1953
3.	96 California, 1981
4.	95 Stanford, 2007
	95 Washington State, 2002
6.	93 Wisconsin, 1992
	93 Oregon State, 1982
	93 Oregon, 1974
	93 Purdue, 1971
10.	92 UCLA, 2002
	92 Oregon, 1977

Fewest Total Offense Attempts

No.	Opponent
1.	38 California, 1948
2.	42 Stanford, 2010
3.	43 Oregon State, 1966
	43 Washington State, 1947
5.	44 USC, 1965
6.	45 Stanford, 2015
	45 Oregon, 1984
8.	46 Minnesota, 1961 Rose Bowl
9.	47 Arizona, 2009
	47 Syracuse, 1973
	47 Stanford, 1962
	47 California, 1955
	47 Baylor, 1955

Total Offensive Yards

No.	Opponent
1.	734 San Jose State, 1996
2.	704 California, 2016
3.	692 Oregon State, 2013
4.	682 Oregon, 2016
5.	680 Idaho State, 2013
6.	675 Washington State, 1950
7.	670 Stanford, 1999
8.	642 California, 2013
9.	628 Colorado, 2013
10.	620 Baylor, 2011 Alamo Bowl

Fewest Total Offensive Yards

No.	Opponent
1.	61 California, 1948
2.	66 Washington State, 1947
3.	84 UCLA, 1967
4.	102 Oregon, 1973
5.	105 Minnesota, 1957
	105 Minnesota, 1948
7.	107 Stanford, 2010
8.	109 Oregon, 1984
9.	113 USC, 2004
10.	120 USC, 1981
	120 USC, 1972

Total Offense Average per Att.

No.	Opponent
1.	11.6 (58-675) Wash. St, 1950
2.	9.64 (73-704) California, 2016
3.	9.34 (73-682) Oregon, 2016
4.	9.10 (82-734) San Jose St, 1996
5.	9.02 (64-577) BYU, 1997
6.	8.92 (61-544) Sac. St., 2015
7.	8.78 (65-571) Wash. St., 2010
8.	8.43 (82-692) Oregon State, 2013
9.	8.39 (81-680) Idaho State, 2013
10.	8.38 (74-620) Baylor, 2011 Alamo

Lowest Avg. per Attempt

No.	Opponent
1.	1.47 (57-84) UCLA, 1967
2.	1.67 (61-102) Oregon, 1973
3.	1.86 (83-155) Wash. St, 1968
4.	1.93 (62-120) USC, 1972
5.	2.05 (55-113) USC, 2004
6.	2.20 (65-143) California, 1968
7.	2.23 (75-167) Oregon, 1969
8.	2.29 (54-124) Air Force, 1966
9.	2.30 (53-120) USC, 1981
10.	2.38 (71-169) Stanford, 1971

Punting**Punts**

No.	Opponent
1.	12 Arizona State, 1982
	12 USC, 1975
	12 Oregon State, 1969
4.	11 Arizona State, 2013
	11 Stanford, 1971
	11 Washington State, 1968
	11 UCLA, 1967
	11 UCLA, 1953
	11 USC, 1953
	11 Washington State, 1948

Punt Yards

Yards	Opponent
1.	540 Arizona State, 1982
2.	515 Arizona State, 2013
3.	482 UCLA, 1967
4.	463 Washington State, 1968
5.	450 Stanford, 1971
6.	448 UCLA, 1982
7.	445 USC, 1975
8.	438 Nebraska, 2010
9.	432 San Jose State, 1990
10.	429 USC, 2004

Punting Average (Minimum 4 Attempts)

No.	Opponent
1.	52.2 (8-418) USC, 2011
2.	51.8 (4-207) Colorado, 1990
3.	51.6 (5-258) USC, 1993
4.	51.4 (5-257) BYU, 1999
5.	49.8 (5-249) Wash. St., 1990
6.	49.7 (7-348) California, 2001
7.	49.0 (5-245) California, 1974
	49.0 (5-245) USC, 1956
9.	48.8 (6-293) Oregon, 2007
	48.8 (5-244) UCLA, 2006

Punts Had Blocked

No.	Opponent
1.	3 UCLA, 1953
2.	2 Stanford, 2004
	2 Arizona, 2004
4.	1 Numerous times

Punt Returns**Punt Returns**

No.	Opponent
1.	9 BYU, 1998
	9 Montana, 1951
3.	8 Utah State, 1998
	8 Oregon, 1974
	8 Oregon, 1972
	8 Texas Christian, 1971
	8 Air Force, 1967
	8 UCLA, 1956
	8 Utah, 1949
	8 Washington State, 1947

Punt Return Yards

No.	Opponent
1.	166 California, 1998
2.	153 Utah, 1949
3.	151 Texas Christian, 1971
4.	150 Kansas State, 1962
5.	149 Illinois, 1971
6.	140 Idaho, 2001
7.	134 Baylor, 1964
8.	131 Arizona State, 1990
	131 USC, 1951
10.	130 Wisconsin, 1960 Rose Bowl

Punt Return yards Per Att. (Min. 4)

No.	Opponent
1.	35.0 (4-140) Idaho, 2001
2.	26.2 (5-131) Arizona State, 1990
3.	25.3 (4-101) Oregon State, 2003
4.	23.7 (6-166) California, 1998
5.	22.6 (5-113) Georgia State, 2014
6.	22.3 (6-134) Baylor, 1964
7.	21.8 (6-131) USC, 1951
8.	21.4 (7-150) Kansas State, 1962
9.	20.8 (4-83) Iowa, 1982 Rose Bowl
10.	19.1 (8-153) Utah, 1949

Kickoff Returns**Kickoff Returns**

No.	Opponent
1.	12 Stanford, 2011
2.	10 UCLA, 1973
3.	9 12 times; most recent: Oregon, 2012

Kickoff Return Yards

No.	Opponent
1.	285 Stanford, 2011
2.	258 UCLA, 1998
3.	213 California, 1974
4.	212 Minnesota, 1957
5.	207 UCLA, 2014
6.	207 UCLA, 1969
7.	206 Mississippi State, 1977
8.	193 Washington State, 2007
9.	190 Stanford, 1970
10.	188 Baylor, 2011 Alamo Bowl
	188 Texas Christian, 1971

Kickoff Return Yards Per Attempt

(Minimum 4 Returns)

No.	Opponent
1.	38.0 (5-190) Stanford, 1970
2.	37.6 (5-188) TCU, 1971
3.	35.8 (5-179) Colorado, 1999
	Holiday Bowl
4.	34.5 (6-207) UCLA, 2014
5.	34.3 (6-206) Mississippi St., 1977
6.	33.3 (4-133) Arizona, 1997
7.	31.8 (5-159) California, 1970
8.	31.0 (5-155) Arizona, 2001
9.	30.0 (4-120) Hawai'i, 2011
10.	29.8 (4-119) California, 2000

Kickoff Returns for TDs

No.	Opponent
1.	2 Utah, 1959
2.	1 Numerous Times

Fumbles

Fumbles

No.	Opponent
1.	11 Oregon, 1969
	11 Idaho, 1955
3.	9 Alabama, 1975
	9 Stanford, 1963
5.	8 Oregon State, 1974
	8 California, 1956
	8 USC, 1956
	8 Notre Dame, 1948
9.	7 16 times, most recent vs. Arizona State, 1999

Fumbles Lost

No.	Opponent
1.	7 USC, 1956
2.	6 Arizona State, 1999
	6 Navy, 1970
	6 Oregon, 1969
	6 California, 1956
6.	5 nine times, most recent vs. Arizona State, 2000

Penalties

Penalties

No.	Opponent
1.	18 Washington State, 2012
	18 Oregon State, 1976
3.	16 Idaho State, 2013
4.	15 Idaho, 1968
5.	14 Washington State, 1997
	14 Utah, 1949
7.	13 11 times; most recent: Arizona, 2014

Fewest Penalties

No.	Opponent
1.	0 Washington State, 1960
0	Stanford, 1948
3.	1 14 times, most recent vs. Wyoming, 2002

Penalty Yards

No.	Opponent
1.	163 California, 1959
2.	156 Oregon State, 1976
3.	155 Idaho, 1968
4.	146 Virginia, 1976
5.	143 Washington State, 1997
	143 Washington State, 1970
7.	140 Illinois, 1971
8.	136 Washington State, 1993
	136 Purdue, 1972
10.	135 California, 1999
	135 California, 1998

Fewest Penalty Yards

No.	Opponent
1.	0 Washington State, 1960
0	Stanford, 1948
3.	5 Oregon State, 1959
	5 Illinois, 1950
	5 UCLA, 1948
6.	8 Oklahoma, 2008
	8 Oregon State, 1981
8.	9 California, 2006
9.	10 Oregon State, 2016
	10 Boise St., 2012 (LV Bowl)
	10 California, 2009
	10 Washington State, 1985
	10 USC, 1984
	10 Air Force, 1966
	10 Oregon, 1962
	10 Oregon State, 1960
	10 UCLA, 1960
	10 Minnesota, 1957
	10 Oregon, 1951

DEFENSE

First Downs

Fewest Allowed

No.	Opponent
1.	2 Oregon, 1974
2.	3 Montana, 1951
	3 Washington State, 1947
4.	4 USC, 1953
	4 Oregon State, 1953
	4 Utah, 1949
7.	6 Oregon State, 1991
	6 UCLA, 1956
	6 Idaho, 1955
	6 Oregon State, 1952

Fewest Allowed by Rushing

No.	Opponent
1.	0 UTEP, 1982
0	Pacific, 1960
0	Oregon State, 1953
4.	1 Sacramento State, 2015
	1 Washington State, 2015
	1 Stanford, 2006
	1 USC, 2002
	1 Arizona State, 1988
	1 Arizona State, 1987
	1 East Carolina, 1993
	1 BYU, 1986
	1 Oregon, 1984
	1 Oregon, 1964
	1 Oregon, 1951

Fewest Allowed by Passing

No.	Opponent
1.	0 Oregon State, 1992
0	Oregon State, 1991
0	Miami (OH), 1984
0	Indiana, 1978
0	USC, 1975
0	Oregon, 1974
0	Purdue, 1972
0	Ohio State, 1958
0	Colorado, 1957
0	USC, 1956
0	UCLA, 1955
0	Montana, 1951
0	Notre Dame, 1948
0	Washington State, 1947
0	Washington State, 1947

Fewest by Penalty

No.	Opponent
1.	0 Numerous Times

Total Offense

Fewest Total Offense Attempts

No.	Opponent
1.	37 Oregon State, 1953
2.	42 Arizona State, 1987
3.	44 UCLA, 1962
	44 California, 1952
5.	45 USC, 1953
6.	46 Oregon State, 2015
	46 USC, 1960
	46 Washington State, 1955
9.	48 LSU, 2009
	48 Oregon, 1991
	48 UCLA, 1959

Fewest Total Offensive Yards

No.	Opponent
1.	42 Montana, 1951
2.	55 Oregon, 1974
3.	83 Oregon State, 1991
4.	87 California, 1959
5.	97 Oregon, 1977
	97 USC, 1953
7.	102 UC Santa Barbara, 1971
	102 Washington State, 1964
9.	103 East Carolina, 1993
10.	112 Oregon, 1983

Lowest Average per Attempt

No.	Opponent
1.	0.78 (54-42) Montana, 1951
2.	1.00 (55-55) Oregon, 1974
3.	1.51 (55-83) Oregon State, 1991
4.	1.55 (56-89) California, 1959
5.	1.67 (58-97) Oregon, 1977
6.	1.68 (68-114) Oregon, 1968
7.	1.78 (58-103) East Carolina, 1993
8.	1.82 (56-102) UCSB, 1971
9.	1.88 (63-119) Kansas, 1978
10.	1.90 (80-154) Oregon State, 1984

Rushing

Fewest Rushing Attempts

No.	Opponent
1.	12 Washington State, 2015
2.	17 Eastern Washington, 2011
3.	19 Arizona, 2011
4.	20 Oregon, 1999
	20 Oregon State, 1987
6.	21 UCLA, 1964
	21 Oregon State, 1953
8.	22 Oregon State, 2013
	22 Hawai'i, 2011
	22 Arizona State, 1990
	22 Oregon State, 1986
	22 Northwestern, 1983

Fewest Rushing Yards

No.	Opponent
1.	-50 Pacific, 1981
2.	-45 BYU, 1986
3.	-26 Wisconsin, 1967
4.	-17 Kansas State, 1991
5.	-16 Oregon State, 1987
6.	-14 USC, 1996
7.	-11 Washington State, 1990
8.	-11 Baylor, 1964
9.	-7 Arizona, 2006
	-7 San Diego State, 1997

Lowest Average per Attempt

(Min. 20 Attempts)

No.	Opponent
1.	-1.88 (24/-45) BYU, 1986
2.	-1.60 (31/-50) Pacific, 1981
3.	-0.80 (20/-16) Oregon State, 1987
4.	-0.79 (33/-26) Wisconsin, 1967
5.	-0.56 (30/-17) Kansas State, 1991
6.	-0.47 (30/-14) USC, 1996
7.	-0.40 (26/-11) Baylor, 1964
8.	-0.39 (28/-11) Wash. St, 1990
9.	-0.29 (24/-7) Arizona, 2006
9.	-0.27 (26/-7) San Diego St, 1997
10.	-0.07 (27/-2) Oregon, 1983
	-0.07 (27/-2) Wash. St, 1956

Passing

Fewest Pass Attempts

No.	Opponent
1.	2 California, 1965
2.	3 Colorado, 1989
	3 Indiana, 1978
	3 USC, 1975
	3 Ohio State, 1958
6.	4 Oregon State, 1991
	4 UCLA, 1978
	4 Oregon State, 1956
9.	5 Oregon State, 1994
	5 UCLA, 1955
	5 Notre Dame, 1948

Fewest Pass Completions

No.	Opponent
1.	0 Oregon State, 1991
0	Indiana, 1978
3.	1 Oregon State, 1992
	1 UCLA, 1978
	1 USC, 1975
	1 Purdue, 1972
	1 California, 1965
	1 USC, 1956
	1 Montana, 1951
	1 Washington State, 1947

Fewest Passing Yards

No.	Opponent
1. 0	Oregon State, 1991
0	Indiana, 1978
3. 2	Colorado, 1957
2	Washington State, 1947
5. 3	Purdue, 1972
3	California, 1965
7. 9	Oregon State, 1992
9	USC, 1975
9	USC, 1956
9	UCLA, 1955
9	Montana, 1951

Lowest Average per Attempt

(Min. 15 Attempts)

Yards	Opponent
1. 1.00 (15-15)	Oregon State, 1975
2. 1.50 (20-30)	Wash. St., 1972
3. 1.88 (25-47)	Kansas, 1978
4. 2.04 (21-43)	Wash. St, 1959
5. 2.14 (22-47)	Utah, 1959
6. 2.22 (23-51)	Colorado, 2012
7. 2.31 (16-37)	Arizona State, 1979
8. 2.39 (23-55)	Utah, 2012
9. 2.42 (19-46)	UCLA, 1971
2.42 (19-46)	UCLA, 1971

Lowest Avg. per Completion

(Min. 10 Completions)

Yards	Opponent
1. 4.63 (19-88)	Stanford, 2010
2. 5.10 (10-51)	Colorado, 2012
3. 6.38 (21-134)	Oregon, 2004
4. 6.70 (10-67)	Wash. St., 1963
5. 6.88 (8-55)	Utah, 2012
6. 7.15 (13-93)	Oregon, 1986
7. 7.33 (18-132)	Northwestern, 1984
8. 7.39 (13-96)	Navy, 1970
9. 7.66 (18-138)	Oregon, 2006
10. 7.68 (25-192)	Stanford, 1985

Fumbles**Forced Fumbles**

No.	Opponent
1. 10	Oregon State, 1959
2. 9	USC, 1953
3. 8	Utah State, 1998
8	Texas Tech, 1981
8	Air Force, 1980
8	Hawai'i, 1973
8	Oregon, 1968
8. 7	15 times, most recent Oregon State, 1991

Opp. Fumbles Recovered

No.	Opponent
1. 5	Washington State, 2015
5	Arizona, 1991
5	Texas Tech, 1981
5	Oregon, 1977
5	Texas A&M, 1974
5	Stanford, 1956
5	Oregon, 1956
5	Oregon State, 1950
5	California, 1952

Interceptions**Interception Returns**

No.	Opponent
1. 9	Oregon, 1952
2. 8	Idaho, 1968

3. 6	Oregon, 1993
6	California, 1986
6	Washington State, 1978
6	Washington State, 1978
6	California, 1972
6	Wisconsin, 1968
6	California, 1962
10. 5	eight times, most recent Washington State, 2003

Interception Return Yards

Yards	Opponent
1. 213	Oregon, 1952
2. 148	Stanford, 1968
3. 123	Washington State, 1991
4. 122	Michigan State, 1997 Aloha Bowl
5. 121	Idaho, 1968
6. 120	Washington State, 1975
7. 107	Colorado, 2013
8. 100	Illinois, 1972
9. 98	California, 1948
10. 96	three times

Int. Returns for Touchdowns

No.	Opponent
1. 2	Washington State, 2015
2	Oregon State, 2002
2	Oregon State, 1999
2	Mich. St., 1997 Aloha Bowl
2	Stanford, 1978
2	Utah, 1959
6. 1	Numerous Times

Tackles**Sacks**

No.	Opponent
1. 13	California, 1998
13	Utah State, 1998
3. 10	BYU, 1986
4. 8	Wyoming, 2002
8	BYU, 1996
8	Arizona, 1991
8	Kansas State, 1991
8. 7	Arizona State, 2014
7	Idaho State, 2013
7	Washington State, 2011
7	Syracuse, 2007
7	Oregon, 2003
7	Oregon State, 2003
7	Stanford, 1993
7	Washington State, 1991
7	Washington State, 1990
7	Stanford, 1990

Tackles for Lost Yardage

Yards	Opponent
1. 118	California, 1972
2. 102	Syracuse, 1973
3. 97	Washington State, 1990
4. 89	Pacific, 1981
5. 88	California, 1985
6. 87	BYU, 1986
7. 86	Washington State, 1964
8. 83	UCLA, 1969
83	UCLA, 1958
10. 82	California, 1964

Blocked Punts**Punts Blocked**

No.	Opponent
1. 3	UCLA, 1953
2. 1	Numerous Times

Single-Season Offense**Miscellaneous**

Wins – 12 in 1991; 12 in 2016

Fewest Wins – 0 in 2008

Rushing

Rushing Yards – 3,107 in 2013

Rushing Yards Per Game – 268.8 in 1956

Rushing Attempts – 610 in 2013

Rushing Attempts per Game – 59.8 in 1962

Fewest Rushing Attempts – 351 in 1940 (9 games); 390 in 2009 (12 games)

Rushing Yards Per Attempt – 5.2 in 2016

Rushing Touchdowns – 35 in 2013

Fewest Rushing Yards – 906 in 1939

Lowest Rushing Yards per Game – 74.5 in 2002

Passing

Pass Attempts – 621 in 2002

Pass Attempts per Game – 47.7 in 2002

Fewest Pass Attempts – 78 in 1956 (10 games); 196 in 1976 (11 games)

Pass Completions – 372 in 2002

Pass Completions per Game – 28.6 in 2002

Fewest Pass Completions – 28 in 1961 (10 games); 87 in 1976 (11 games)

Passing Yards – 4,501 in 2002

Fewest Passing Yards – 388 in 1941 (9 games); 1,181 in 1976 (11 games)

Passing Yards Per Game – 346.2 in 2002

Lowest Average Passing Yards Per Game – 43.1 in 1941

Touchdown Passes – 47 in 2016

Fewest Touchdown Passes – 6 in 2008

Completion Percentage – .688 (217 for 325) in 1983

Lowest Pass Completion Percentage – .146 in 1944

Average Passing Yards Per Attempt (min. 125 att.) – 9.06 in 1997 (308 att., 2,790 yds.)

Average Passing Yards Per Completion (min. 75 completions) – 17.14 in 1971 (152 comp., 2606 yds.)

Passed Had Intercepted – 31 in 1973

Fewest Passes Had Intercepted – 4 in 1963

Scoring

Points – 585 in 2016

Fewest Points Scored – 68 in 1938

Points Per Game – 41.9 in 1991 (all-time and modern)

Fewest Points Allowed – 6 in 1909 (all-time); 73 in 1959 (modern)

Fewest Points Allowed Per Game – 0.9 in 1904 (all-time); 6.6 in 1959 (modern)

Touchdowns – 77 in 2016

Fewest Touchdowns Scored – 10 in 1938

Field Goals – 25 in 1982

Fewest Field Goals – 0 in 1950; 0 in 1951; 0 in 1957

Field Goal Attempts – 34 in 2002

Fewest Field Goal Attempts – 0 in 1950; 0 in 1951

Extra Points – 75 in 2016

Fewest Extra Points – 5 in 1938

Extra Point Attempts – 77 in 2016

Fewest Extra Point Attempts – 10 in 1938

Two-Point Conversions – 5 in 1970 and 1995

Two-Point Conversion Attempts – 9 in 1961

First Downs

First Downs – 266 in 1991 (11 games); 324 in 2002 (13 games)

Fewest First Downs – 125 in 1967 (10 games); 156 in 1975 (11 games)

Rushing First Downs – 156 in 2013

Fewest Rushing First Downs – 69 in 1970 (10 games); 74 in 1992, 2004 (11 games); 78 in 2002 (13 games)

Passing First Downs – 138 in 2001 (11 games); 207 in 2002 (13 games)

Fewest Passing First Downs – 17 in 1957 (10 games); 54 in 1976 & '75 (11 games)

Penalty First Downs – 28 in 1998 (11 gms); 38 in 2003 (12 gms); 39 in 2002 (13 gms)

Fewest First Downs by Penalty – 10 in 1971

Total Offense

Total Offensive Attempts – 885 in 1982 (11 games); 953 in 2013 (12 games); 1,075 in 2002 (13 games)
Fewest Offensive Attempts – 464 in 1940 (9 games); 755 in 1988 (11 games)
Total Offensive Yards – 5,191 in 1991 (11 games); 6,491 in 2013 (13 games)
Fewest Total Offensive Yards – 1663 in 1939 (9 games); 2947 in 1975 (11 games)
Most Yards Per Game – 499.3 in 2013 (13 games)
Lowest Yards Per Game – 143.1 in 1938
Total Offensive Attempts Per Game – 80.45 in 1982 (11 games); 82.7 in 2002 (13 games)

Punt Returns

Punt Returns – 105 in 1938
Fewest Punt Returns – 11 in 2009
Punt Return Yards – 717 in 1971
Fewest Punt Return Yards – 73 in 2013
Punt Return Yards Per Attempt – 16.0 in 2015 (23 att., 368 yds.)
Lowest Punt Return Yards Per Attempt – 4.4 in 2008 (11 att., 52 yds.)
Punt Return Yards Per Game – 65.2 in 1971
Punt Returns for Touchdowns – 3 in 1990, 1980, 1979 & 1971

Kickoff Returns

Kickoff Returns – 75 in 2011
Fewest Kickoff Returns – 10 in 1943
Kickoff Return Yards – 1,751 in 2011
Fewest Kickoff Return Yards – 256 in 1983
Kickoff Return Yards Per Attempt – 27.6 in 1940 (17 att., 469 yds.)
Lowest Kickoff Return Yards Per Attempt – 14.6 in 1954
Kickoff Return Yards Per Game – 134.7 in 2011 (1,751 yds., 13 games)
Kickoff Returns for Touchdowns – 2 in 1970, 1979 & 2016

Punting

Punts – 87 in 1940
Fewest Punts – 33 in 1944 (8 games); 41 in 1960 (10 games); 47 in 1986 (11 games); 52 in 2011 (13 games)
Punting Average – 43.7 in 2010
Lowest Punting Average – 32.0 in 1955
Punting Yards – 3,402 in 1940
Fewest Punting Yards – 1,088 in 1944
Punts Had Blocked – 6 in 1939; 6 in 1953

Penalties

Penalties – 106 in 2012
Fewest Penalties – 20 in 1938 (9 games); 48 in 1977 (11 games); 60 in 2006 (12 games); 79 in 2002 (13 games)
Penalty Yards – 959 in 2012
Fewest Penalty Yards – 109 in 1939 (9 games); 451 in 1989 (11 games); 508 in 2006 (12 games); 613 in 2007 (13 games)
Fewest Penalty Yards Per Game – 12.1 in 1939

Fumbles

Fumbles – 54 in 1974
Fewest Fumbles – 11 in 2011
Fumbles Lost – 66 in 1950
Fewest Fumbles Lost – 2 in 1941 (9 games); 6 in 1990 (11 games); 6 in 2006 (12 games); 8 in 2013 (13 games); 6 in 2016 (14 games)

Single-Season Defense

Rushing Defense

Fewest Rushing Attempts – 346 in 1964 (10 games); 387 in 1999 (11 games); 379 in 2011 (12 games); 447 in 2002 (13 games)
Fewest Rushing Yards – 504 in 1937 (9 games); 735 in 1990 (11 games); 1,270 in 2002 (13 games)
Fewest Rushing Yards Allowed Per Game – 50.4 in 1937 (9 games)
Most Rushing Yards Lost – 606 in 1990
Fewest Rushing Yards Per Attempt – 1.875 in 1990

Pass Defense

Fewest Pass Attempts – 119 in 1955 (10 games); 187 in 1975 (11 games)
Fewest Pass Completions – 41 in 1942 (10 games); 87 in 1976 (11 games)
Fewest Passing Yards – 547 in 1940 (9 games); 1181 in 1976 (11 games)
Lowest Completion Percentage – .198 in 1942 (41 of 129)
Fewest Passing Touchdowns Allowed – 1 in 1959 (10 games); 5 in 1972 (11 games)
Fewest Passing Yards Per Game – 49.9 in 1938

Interceptions

Interceptions – 30 in 1968
Fewest Interceptions – 5 in 1998
Interception Yards – 478 in 1968
Interception Yards Per Return – 21.1 in 2009 (8 INT for 169 yds.)
Interception Returns for Touchdowns – 5 in 1970
Fewest Interception Yards – 18 in 1998

Total Defense

Fewest Total Offensive Yards – 1,166 in 1937 (10 games); 2,608 in 1991 (11 games)
Fewest Total Offensive Attempts Allowed – 537 in 1942 (10 games); 715 in 1996 (11 games)
Fewest Total Offense Yards Allowed Per Game – 116.6 in 1937 (1,166 yds., 10 games)
Fewest Total Offense Yards Allowed Per Attempt – 1.99 in 1937

First Downs

Fewest First Downs – 72 in 1937 (9 games); 112 in 1947 (10 games); 150 in 1991 (11 games)
Fewest Rushing First Downs Allowed – 42 in 1964 (10 games); 57 in 1991 (11 games); 75 in 2002 (13 games)
Fewest Passing First Downs Allowed – 29 in 1955 (10 games); 48 in 1975 (11 games)
Fewest First Downs by Penalty – 1 in 1954

Scoring

Fewest Points Allowed – 54 in 1940 & '45 (9 games); 101 in 1991 (11 games)

Fumbles

Most Fumbles – 51 in 1980
Most Fumbles Lost – 24 in 1980 & 1984

Punt Returns

Fewest Punt Returns – 12 in 2014
Fewest Punt Return Yards – 30 in 1964 (10 games); 149 in 1995 (11 games); 89 in 2003 (12 games); 87 in 2011 (13 games); 50 in 14 games (2014)

Kickoff Returns

Fewest Kickoff Returns – 15 in 1985
Fewest Kickoff Return Yards – 279 in 1985

Punting

Most Opponent Punts – 105 in 1938
Most Opponent Punts Blocked – 5 in 1981

Penalties

Penalties	
Year	No.
1. 2012	108
2. 2013	105
3. 2014	98
4. 1998	93
5. 2003	92
2001	92
7. 1999	89
1971	89
9. 1997	86
10. 1993	85

Fewest Penalties

Year	No.
1. 1939	20
2. 1938	25
3. 1941	28
4. 1940	31
1944	31
6. 1937	32
7. 1946	37
8. 1966	39
9. 1961	43
10. 1969	44

Penalty Yards

Year	Yards
1. 2012	969
2. 2013	932
3. 1971	930
4. 2014	865
5. 1998	863
6. 1993	831
7. 1974	788
8. 2011	773
9. 1997	772
10. 2001	767

Fewest Penalty Yards

Year	Yards
1. 1939	109
2. 1938	174
3. 1948	200
4. 1941	206
5. 1945	215
6. 1940	220
7. 1944	239
8. 1937	275
9. 1947	344
10. 1946	365

Punts

Punts	
Year	No.
1. 1940	87
2. 1938	86
3. 1941	85
4. 1937	83
5. 1942	81
6. 2010	76
1975	76
1939	76
9. 2006	74
10. 2007	73

Fewest Punts

Year	No.
1. 1943	22
2. 1944	33
3. 1960	41
4. 1963	45
1962	45
1956	45
7. 1965	46
1950	46
1949	46
10. 1986	47
1964	47
1951	47

Punting Yards

Year	Yards
1. 1940	3,402
2. 1938	3,367
3. 2010	3,321
4. 2006	3,120
5. 1942	3,008
6. 1939	2,993
7. 1975	2,981
8. 2003	2,972
9. 1973	2,964
10. 2014	2,941

Fewest Punting Yards

Year	Yards
1. 1943	700
2. 1944	1,088
3. 1960	1,509
4. 1950	1,560
5. 1956	1,564
6. 1955	1,569
7. 1949	1,604
8. 1951	1,633
9. 1963	1,672
10. 1962	1,674

Punts Had Blocked

Year	No.
1. 1939	6
1953	6
3. 2004	5
2001	5
5. 1937	4
6. 1941	3
1982	3
1987	3
9. 12 times	2

Punting Average

Year	No.
1. 2010	43.7
2. 2011	43.5
3. 1973	43.0
4. 2006	42.2
1974	42.2
6. 2015	41.9
7. 2003	41.3
8. 1986	41.2
9. 2014	40.8
10. 1966	40.7

Lowest Punting Avg.

Year	Avg.
1. 1943	31.8
2. 1955	32.0
3. 1948	32.6
4. 1953	32.9
5. 1945	33.0
1944	33.0
7. 1941	33.1
8. 1987	33.5
9. 1961	33.7
10. 1937	33.8

Punt Returns

Punt Returns	
Year	No.
1. 1938	105
2. 1998	49
3. 1940	48
4. 1991	47
5. 1971	45
1942	45
7. 1941	44
8. 1986	43
1967	43
10. 1946	42

Fewest Punt Returns

Year	No.
1. 2009	11
2008	11
3. 2013	14
1954	14
5. 2001	17
1961	17
7. 2004	18
8. 2012	20
2002	20
1965	20

Punt Return Yards

Year	Yards
1. 1971	717
2. 1940	629
3. 1990	583
4. 1941	526
5. 1938	520
6. 1980	462
7. 1951	458
8. 1986	434
9. 1962	431
10. 1970	424

Fewest Punt Return Yds.

Year	Yards
1. 2008	52
2. 2013	73
3. 2004	96
4. 2009	104
5. 1954	119
6. 2010	128
7. 2012	135
8. 2002	148
9. 1953	154
10. 1994	157

Average Punt Return

Year	Avg.
1. 2015	16.0
2. 1971	15.9
3. 1990	14.9
4. 1943	14.8
5. 1980	14.4
6. 1960	14.2
7. 2001	14.1
8. 1996	13.4
9. 1949	13.2
10. 1940	13.1

Lowest Avg. Punt Return

Year	Avg.
1. 2008	4.7
2. 2010	4.9
3. 2013	5.2
4. 2004	5.3
5. 2012	6.8
6. 2002	7.4
7. 2011	9.2
8. 2014	9.4
9. 2009	9.5
10. 1939	10.0

Kickoff Returns

Kickoff Returns	
Year	No.
1. 2011	75
2. 2007	74
3. 2008	67
4. 1973	66
5. 2009	63
6. 2010	55
7. 1969	49
8. 2003	48
9. 1949	47
1974	47

Fewest Kickoff Returns

Year	No.
1. 1943	10
2. 1959	14
1941	14
4. 1962	15
5. 1960	17
1940	17
7. 1983	17
8. 1984	19
1942	19
10. 1961	20

Kickoff Return Yards

Year	Yards
1. 2011	1,751
2. 2007	1,546
3. 2008	1,253
4. 2009	1,173
5. 2010	1,148
6. 1998	1,115
7. 1973	1,083
8. 2014	983
9. 2012	909
10. 2013	907

Fewest Kickoff Return

Year	Yards
1. 1943	221
2. 1983	256
3. 1941	278
4. 1984	315
5. 1962	321
6. 1955	323
7. 1959	337
8. 1992	352
9. 1991	379
10. 1942	382

Average Kickoff Return

Year	Avg.
1. 1940	27.6
2. 1960	26.4
3. 1979	26.0
4. 1998	25.9
5. 1961	24.4
6. 1963	24.2
7. 1959	24.1
8. 2001	23.6
1966	23.6
10. 2013	23.3

Lowest Average Kickoff Return

Year	Avg.
1. 1954	14.6
2. 1983	15.1
3. 1955	15.4
4. 1964	15.6
5. 1991	15.8
6. 1992	16.0
7. 1953	16.3
8. 1973	16.4
9. 1949	16.5
10. 1984	16.6

DEFENSE		Fewest Passing Touchdowns		First Downs		Interceptions		Sacks	
Scoring		Year		Fewest First Downs by Rushing		Interceptions		Total Sacks	
Fewest Points Allowed		Year	No.	Year	No.	Year	No.	Year	No.
1.	1945	54	5	1.	1964	42	1.	1968	30
	1940	54	10	2.	1960	54	2.	1972	27
3.	1942	60	10	3.	1991	57		1984	27
	1943	60	10	4.	1990	60	5.	1951	23
5.	1959	65	10	5.	1986	65		1970	23
6.	1962	83	11	6.	1962	66		1941	23
	1938	83	11	7.	1996	69		1946	23
8.	1939	93	11	8.	1952	73	9.	1942	22
	1955	93	11	9.	1967	74		1974	22
10.	1941	94	11	10.	2002	75			
Rushing		Fewest Passing Yards per Game		Fewest First Downs by Passing		Fewest Interceptions		Sack Yardage	
Fewest Rushing Yards Allowed		Year	Avg.	Year	No.	Year	No.	Year	No.
1.	1943	366	49.9	1.	1955	29	1.	1998	5
2.	1937	504	55.6	2.	1959	37	2.	2000	6
3.	1964	644	60.0	3.	1950	39	3.	2008	7
4.	1990	735	60.8	4.	1951	40	4.	2009	8
5.	1991	738	66.2	5.	1953	45		1938	8
6.	1939	957	69.8	6.	1975	48	6.	2001	9
7.	1986	978	72.6	7.	1957	50		1939	9
8.	1938	1,010	74.7	8.	1954	51	8.	2011	10
9.	1945	1,021	78.7	9.	1961	54		2006	10
10.	1942	1,047	84.0	10.	1956	56		2004	10
					1968	56		1996	10
Fewest Rushing Yards Allowed Per Game		Lowest Pass Completion Pct.		Fewest First Downs by Penalty		Interception Yards		Tackles For Loss	
Year	Avg.	Year	Pct.	Year	No.	Year	Yards	Year	No.
1.	1937	50.4	.198	1.	1954	1	1.	1968	478
2.	1964	64.4	.298	2.	2006	7	2.	2015	358
3.	1990	66.8	.304	3.	2007	11	3.	1972	334
4.	1991	67.1	.305		1979	11	4.	1952	313
5.	1943	73.2	.333	6.	2008	12	5.	1991	308
6.	1986	88.9	.360		1995	12	6.	1984	298
7.	2002	97.7	.364		1983	12	7.	2014	289
8.	1996	103.0	.370		1978	12	8.	1989	284
9.	1942	104.7	.379	10.	1991	13	9.	1966	280
10.	1939	106.3	.386		1988	13	10.	1950	272
Passing		Total Offense		Fewest First Downs		Fewest Interception Yards		Tackle for Loss Yardage	
Fewest Pass Completions Allowed		Fewest Total Offense Yds		Year	No.	Year	Yards	Year	No.
Year	No.	Year	Yards	1.	1947	112	1.	1998	18
1.	1938	36	1,114	2.	1964	114	2.	1939	42
2.	1942	41	1,166	3.	1959	122	3.	2000	49
3.	1940	43	1,459	4.	1955	126	4.	2011	51
4.	1946	46	1,603	5.	1948	128		2010	51
5.	1937	48	1,611	6.	1962	130	6.	2001	53
6.	1941	49	1,649	7.	1950	131	7.	2008	55
7.	1955	55	1,825	8.	1953	132	8.	1996	63
8.	1945	58	1,834	9.	1960	136	9.	1993	75
9.	1943	59	1,931	10.	1952	138	10.	2004	81
10.	1944	61	2,013						
Fewest Passing Yards		Lowest Average Total Offense per Game							
Year	Yards	Year	Avg.						
1.	1938	448	116.6						
2.	1940	547	160.3						
3.	1942	556	162.1						
4.	1955	600	179.0						
5.	1945	628	183.2						
6.	1946	653	202.8						
7.	1937	662	203.8						
8.	1941	708	212.2						
9.	1959	747	216.5						
10.	1943	748	222.8						

* NOTE: Sack and TFL records go back only to 1983 and the yardage records go back only to 1992.

WASHINGTON RECORD BOOK — INDIVIDUAL RUSHING

Most Yards Rushing

Career	4,106, Napoleon Kaufman, 1991-94
Season	1,870, Bishop Sankey, 2013
Game	296, Hugh McElhenny vs. Washington State, 1950
Quarter	222, Corey Dillon vs. San Jose State, 1996 (1st)

Most Rushing Attempts

Career	799, Chris Polk, 2008-11
Season	327, Bishop Sankey, 2013
Game	40, Bishop Sankey vs. Arizona, 2013
Quarter	16, Corey Dillon vs. San Jose St., 1996 (1st)

Rushing Yards Per Game

Career (Min. 18 games)	101.6, Myles Gaskin, 2015-16
Season (Min. 9 games)	143.8, Bishop Sankey, 2013

Average Per Attempt

Career (Min. 300 carries)	5.8, Myles Gaskin, 2015-16
Season (Min. 100 carries)	7.8, Lavon Coleman, 2016
Game (Min. 15 carries)	14.8, Hugh McElhenny vs. Washington State, 1950

Most 100-Yard Games

Career	21, Chris Polk, 2011
Season	10, Greg Lewis, 1990; Chris Polk, 2011

Consecutive Games Rushing for 100 Yards

Career	10, Greg Lewis, 1989-90
Season	9, Greg Lewis, 1990

Games Rushing for 200 Yards or More

Career	4, Napoleon Kaufman, 1991-94 4, Bishop Sankey, 2011-13
Season	3, Napoleon Kaufman, 1994 3, Bishop Sankey, 2013

Rushing Yards by a Freshman

Season	1,302, Myles Gaskin, 2015 (227 att., 14 TDs)
Game	181, Myles Gaskin, 2015 vs. Southern Miss (Heart of Dallas Bowl)

Rushing Yards by a Quarterback

Career	1,939, Jake Locker (2007-10)
Season	986, Jake Locker, 2007 697, Dennis Fitzpatrick, 1974
Game	249, Dennis Fitzpatrick, Washington State, 1974

Rushing Touchdowns

Career	37, Bishop Sankey, 2011-13
Season	24, Corey Dillon, 1996
Game	7, Ervin Daily vs. Whitman, 1919

Rushing Yards

Game	Name	Yards	Opponent
1.	Hugh McElhenny	296	Washington St., 1950
2.	Chris Polk	284	Washington St., 2010
3.	Corey Dillon	259	Oregon, 1996
4.	Credell Green	258	Washington St., 1955
5.	Louis Rankin	255	Stanford, 2007
6.	Napoleon Kaufman	254	San Jose State, 1994
7.	Dennis Fitzpatrick	249	Washington St., 1974
8.	Bishop Sankey	241	California, 2013
9.	Napoleon Kaufman	227	UCLA, 1994
10.	Louis Rankin	224	California, 2007

Season

Name (Based on net yards)	TC	NYG	AVG
1. Bishop Sankey (2013)	327	1,870	5.7
2. Corey Dillon (1996)	301	1,695	5.6
3. Chris Polk (2011)	293	1,488	5.1
4. Bishop Sankey (2012)	289	1,439	5.0
5. Chris Polk (2010)	260	1,415	5.4
6. Greg Lewis (1990)	248	1,407	5.7
7. Napoleon Kaufman (1994)	255	1,390	5.5
8. Myles Gaskin (2016)	237	1,373	5.8
9. Myles Gaskin (2015)	227	1,302	5.7
10. Napoleon Kaufman (1993)	226	1,299	5.7
11. Louis Rankin (2007)	233	1,294	5.6
12. Greg Lewis (1989)	266	1,197	4.5
13. Chris Polk (2009)	226	1,113	4.9
14. Joe Steele (1978)	237	1,111	4.7
15. Hugh McElhenny (1950)	179	1,107	6.2
16. Napoleon Kaufman (1992)	182	1,084	6.0
17. Rashaan Shehee (1997)	168	1,055	6.3
18. Jacque Robinson (1984)	223	1,036	4.6
19. Ron Rowland (1976)	203	1,002	4.9

Career

Name	TC	NYG	AVG
1. Napoleon Kaufman (1991-94)	735	4,106	5.6
2. Chris Polk (2008-11)	799	4,049	5.1
3. Bishop Sankey (2011-13)	644	3,496	5.4
4. Joe Steele (1976-79)	676	3,168	4.7
5. Greg Lewis (1987-90)	577	2,903	5.0
6. Vince Weathersby (1985-88)	606	2,811	4.6
7. Myles Gaskin (2015-)	464	2,675	5.8
8. Jacque Robinson (1981-84)	573	2,636	4.6
9. Hugh McElhenny (1949-51)	451	2,499	5.5
10. Louis Rankin (2004-07)	488	2,480	5.1
11. Rich Alexis (2000-03)	596	2,455	4.1
12. Rashaan Shehee (1994-97)	421	2,381	5.7
13. Robin Earl (1973-76)	463	2,351	5.1
14. Willie Hurst (1998-01)	516	2,334	4.5
15. Toussaint Tyler (1977-80)	418	2,015	4.8

Rushing Attempts

Game	Name	No.	Opponent
1.	Bishop Sankey	40	Arizona, 2013
2.	Corey Dillon	38	Washington St., 1996
3.	Corey Dillon	37	USC, 1996
	Dennis Fitzpatrick	37	Washington St., 1974
5.	Louis Rankin	36	Stanford, 2007
	Corey Dillon	36	Stanford, 1996
7.	Bishop Sankey	35	Illinois, 2013
	Jacque Robinson	35	Texas Tech, 1982
9.	Bishop Sankey	34	Washington State, 2013
	Bishop Sankey	34	Utah, 2012
	Chris Polk	34	Arizona, 2011
	Chris Polk	34	Neb., 2010 (Holiday Bowl)
	Napoleon Kaufman	34	UCLA, 1994
	Greg Lewis	34	Oregon, 1989
	Jacque Robinson	34	Washington St., 1984
	Jacque Robinson	34	Arizona State, 1982
	Don Moore	34	Oregon, 1965

Season

Name	Year	Attempts	
1.	Bishop Sankey	2013	327
2.	Corey Dillon	1996	301
3.	Chris Polk	2011	293
4.	Bishop Sankey	2012	289
5.	Greg Lewis	1989	266
6.	Chris Polk	2010	260
7.	Napoleon Kaufman	1994	255
8.	Greg Lewis	1990	248
9.	Jacque Robinson	1982	238
10.	Myles Gaskin	2016	237
	Joe Steele	1978	237
12.	Louis Rankin	2007	233
13.	Myles Gaskin	2015	227
14.	Chris Polk	2009	226
	Napoleon Kaufman	1993	226

Career

Name	Attempts	
1.	Chris Polk (2008-11)	799
2.	Napoleon Kaufman (1991-94)	735
3.	Joe Steele (1976-79)	676
4.	Bishop Sankey (2011-13)	644
5.	Vince Weathersby (1985-88)	606
6.	Rich Alexis (2000-03)	596
7.	Greg Lewis (1989-90)	577
8.	Jacque Robinson (1981-84)	573
9.	Willie Hurst (1998-2001)	516
10.	Louis Rankin (2004-06)	488
11.	Myles Gaskin (2015-)	464
12.	Robin Earl (1974-76)	463
13.	Hugh McElhenny (1949-51)	451
14.	Kenny James (2003-06)	431
15.	Rashaan Shehee (1994-97)	421

Average per Rush

Game (Min. 15 attempts)	Name	Avg. (No.)	Opponent
1.	Hugh McElhenny	14.80 (20-296)	Washington St., 1950
2.	Corey Dillon	13.88 (16-222)	San Jose State, 1996
3.	Myles Gaskin	12.31 (16-197)	Oregon, 2016
4.	Shaq Thompson	11.60 (15-174)	Colorado, 2014
5.	Hugh McElhenny	11.06 (16-177)	Kansas State, 1950
6.	Louis Rankin	10.67 (21-224)	California, 2007
7.	Dean Derby	9.80 (15-147)	Illinois, 1956
8.	Chris Polk	9.79 (29-284)	Washington St., 2010
9.	Chris Polk	9.60 (15-144)	Stanford, 2011
10.	Credell Green	9.56 (27-258)	Washington St., 1955

Season (Min. 100 attempts)

Name	Year	Yds.	Att.	Avg.	
1.	Lavon Coleman	2016	852	114	7.5
2.	Rich Alexis	2000	816	128	6.4
3.	Rashaan Shehee	1997	1,055	168	6.3
4.	Hugh McElhenny	1950	1,107	179	6.2
5.	Napoleon Kaufman	1992	1,084	182	6.0
	Credell Green	1955	652	108	6.0
7.	Myles Gaskin	2016	1,373	237	5.8
8.	Napoleon Kaufman	1993	1,299	226	5.7
	Myles Gaskin	2015	1,302	227	5.7
	Jake Locker	2007	986	172	5.7
	Bishop Sankey	2013	1,870	327	5.7
	Rashaan Shehee	1995	995	174	5.7
	Greg Lewis	1990	1,407	248	5.7
	Beno Bryant	1991	981	173	5.7

Career (Min. 300 attempts)

Name	Yds.	Att.	Avg.
1. Myles Gaskin (2015-)	2,675	464	5.8
2. Rashaan Shehee (1994-97)	2,381	421	5.7
3. Corey Dillon (1996)	1,695	301	5.6
4. Napoleon Kaufman (1991-94)	4,106	735	5.6
5. Hugh McElhenny (1949-51)	2,499	451	5.5
6. Bishop Sankey (2011-13)	3,496	644	5.4
7. Beno Bryant (1989-93)	1,826	350	5.2
8. Bishop Sankey (2011-12)	1,626	217	5.1
9. Louis Rankin (2004-07)	2,480	488	5.1
10. Robin Earl (1973-76)	2,351	463	5.1

Rushing Yards Per Game

Season (Min. 9 games)

Name	Year	Yds.	Gms.	Avg.
1. Bishop Sankey	2013	1,870	13	143.8
2. Corey Dillon	1996	1,695	12	141.3
3. Greg Lewis	1990	1,407	11	127.9
4. Napoleon Kaufman	1994	1,390	11	126.4
5. Napoleon Kaufman	1993	1,299	11	118.1
6. Rashaan Shehee	1997	1,055	9	117.2
7. Chris Polk	2011	1,488	13	114.5
8. Hugh McElhenny	1950	1,107	10	110.7
9. Bishop Sankey	2012	1,439	13	110.7
10. Chris Polk	2010	1,415	13	108.8
11. Joe Steele	1978	1,111	11	101.0
12. Myles Gaskin	2015	1,302	13	100.2
13. Greg Lewis	1989	1,197	12	99.8
14. Louis Rankin	2007	1,294	13	99.5
15. Myles Gaskin	2016	1,373	14	98.1

Career (Min. 18 games)

Name	Yds.	Gms.	Avg.
1. Chris Polk (2008-11)	4,049	40	101.2
2. Myles Gaskin (2015-)	2,675	27	99.1
3. Bishop Sankey (2011-13)	3,496	38	92.0
4. Hugh McElhenny (1949-51)	2,499	28	89.3
5. Napoleon Kaufman (1991-94)	4,106	46	89.3
6. Joe Steele (1976-79)	3,168	39	81.2
7. Greg Lewis (1987-90)	2,903	39	74.4
8. Rashaan Shehee (1994-97)	2,381	33	72.2
9. Jacque Robinson (1981-84)	2,636	37	71.2
10. Bishop Sankey (2011-12)	1,626	25	65.0

Rushing Touchdowns

Game

Name	No.	Opponent
1. Ervin Daily	7	Whitman, 1919
2. Corey Dillon	5	UCLA, 1996
Hugh McElhenny	5	Washington State, 1950
4. Myles Gaskin	4	S. Miss, 2015 HOD Bowl
Pete Taggares	4	UCLA, 1972
6. Myles Gaskin	3	Sacramento State, 2015
Cyler Miles	3	Eastern Washington, 2014
Bishop Sankey	3	Oregon State, 2013
Keith Price	3	Baylor, 2011 Alamo Bowl
Louis Rankin	3	Syracuse, 2007
Shelton Sampson	3	Oregon, 2003
Willie Hurst	3	Stanford, 2001
Corey Dillon	3	Washington State, 1996
Corey Dillon	3	San Jose State, 1996
Corey Dillon	3	Oregon, 1996
Rashaan Shehee	3	Washington State, 1995
Rashaan Shehee	3	UCLA, 1995
Rashaan Shehee	3	Stanford, 1995
Napoleon Kaufman	3	San Jose State, 1994
Jay Barry	3	Washington State, 1990
Greg Lewis	3	Arizona State, 1990
Greg Lewis	3	Oregon State, 1989
Aaron Jenkins	3	Pacific, 1987
Rick Fenney	3	Stanford, 1985
Jacque Robinson	3	Washington State, 1984
Jacque Robinson	3	Arizona, 1984

Sterling Hinds	3	Oregon, 1982
Toussaint Tyler	3	Northwestern, 1980
Toussaint Tyler	3	Air Force, 1980
Vince Coby	3	California, 1979
Joe Steele	3	Wyoming, 1979
Junior Coffey	3	California, 1962

Season

Name	Year	TDs
1. Corey Dillon	1996	24
2. Bishop Sankey	2013	20
3. Bishop Sankey	2012	16
4. Rashaan Shehee	1995	15
5. Myles Gaskin	2015	14
Napoleon Kaufman	1993	14
Jacque Robinson	1984	14
8. Jake Locker	2009	13
Hugh McElhenny	1951	13
10. Chris Polk	2011	12
Hugh McElhenny	1950	12
Mark Brunell	1990	12

Career

Name	TDs
1. Bishop Sankey (2011-13)	37
2. Napoleon Kaufman (1991-94)	34
3. Joe Steele (1976-79)	32
4. Jake Locker (2007-10)	29
Rashaan Shehee (1994-97)	29
6. Rich Alexis (2000-03)	28
Hugh McElhenny (1949-51)	28
8. Jacque Robinson (1981-84)	27
9. Chris Polk (2008-11)	26
10. Willie Hurst (1998-2001)	25

Rushing Yards by a Quarterback

Game

Name	Yards	Opponent
1. Dennis Fitzpatrick	249	Wash. State, 1974
2. Marques Tuiasosopo	207	Stanford, 1999
3. Jake Locker	157	Arizona, 2007
4. Tom Manke	120	Stanford, 1967
5. Bob Schloredt	111	Wash. State, 1959
6. Jake Locker	110	USC, 2010
7. Dennis Fitzpatrick	105	Oregon, 1974
8. Jake Locker	103	Wash. State, 2007
9. Jake Locker	102	Ohio State, 2007
Dennis Fitzpatrick	102	Iowa State, 1974
James Anderson	102	Oregon State, 1975

Season

Name	Year	Yds.
1. Jake Locker	2007	986
2. Dennis Fitzpatrick	1974	697
2. Marques Tuiasosopo	1999	571
3. Tom Manke	1967	483
4. Mark Brunell	1990	472
5. Marques Tuiasosopo	2000	469
6. Jake Locker	2009	388
7. Jake Locker	2010	385
8. Isaiah Stanback	2005	353
9. Isaiah Stanback	2006	350
10. Marques Tuiasosopo	1998	338

Career

Name	Yds.
1. Jake Locker (2007-2010)	1,939
2. Marques Tuiasosopo (1997-2000)	1,495
3. Dennis Fitzpatrick (1972-74)	854
4. Isaiah Stanback (2003-06)	794
5. Bob Schloredt (1958-60)	782
6. Mark Brunell (1989-92)	758
7. Kermit Jorgensen (1959-61)	521
8. Bill Douglas (1962-64)	509
9. Tom Manke (1967-68)	483
10. Warren Moon (1975-77)	425

Longest Rush by a Quarterback

Game

Name	Yards	Opponent
1. Tom Manke	81 (TD)	Stanford, 1967
2. Warren Moon	71 (TD)	USC, 1977
3. Cyler Miles	61	Idaho St., 2013
Steve Pelluer	61 (TD)	Oregon, 1983
5. Billy Joe Hobert	60 (TD)	Wisconsin, 1992
6. Jake Locker	56 (TD)	Arizona, 2009
7. Jake Locker	54	USC, 2010
Chris Chandler	54	USC, 1987
9. Billy Joe Hobert	50 (TD)	Stanford, 1992
10. Jake Locker	47	Oregon, 2007
Mark Brunell	47 (TD)	Purdue, 1990

Rushing Attempts by a Quarterback

Season

Name	Year	Att.
1. Jake Locker	2007	172
2. Marques Tuiasosopo	1999	149
3. Marques Tuiasosopo	2000	141
4. Tom Manke	1967	139
5. Dennis Fitzpatrick	1974	137
Bob Schloredt	1959	137
7. Bill Douglas	1963	126
8. Cyler Miles	2014	118
9. Mark Brunell	1990	115
10. Jake Locker	2010	114
Kermit Jorgensen	1961	114

Career

Name	Att.
1. Jake Locker (2007-2010)	454
2. Marques Tuiasosopo (1997-2000)	377
3. Cody Pickett (1999-2003)	326
4. Bob Schloredt (1958-60)	253
5. Warren Moon (1975-77)	250
6. Steve Pelluer (1980-83)	241
7. Isaiah Stanback (2003-2006)	234
8. Dennis Fitzpatrick (1972-74)	222
9. Bill Douglas (1962-64)	217
10. Keith Price (2010-13)	216

Most 50-yard Rushes

Season

Name	No.	Year
1. Myles Gaskin	4	2015
Dwayne Washington	4	2014
3. Chris Polk	3	2010
Rich Alexis	3	2000
Napoleon Kaufman	3	1994
Hugh McElhenny	3	1950
6. 14 players tied	2	

Career

Name	No.
1. Dwayne Washington (2013-15)	7
2. Myles Gaskin (2015-)	6
Chris Polk (2008-11)	6
Napoleon Kaufman (1991-94)	6
5. Joe Steele (1976-79)	5
Rich Alexis (2000-03)	5
7. Myles Gaskin (2015-)	4
Rashaan Shehee (1994-97)	4
Hugh McElhenny (1949-51)	4
10. Bishop Sankey (2011-13)	3
Kenny James (2003-06)	3
Beno Bryant (1989-93)	3

Longest Rushes (50+ Yards)

Name	Yds.	Opponent
1. Sterling Hill	94 (TD)	Puyallup (1898)
Dean Derby	92 (TD)	Illinois, 1956
3. Napoleon Kaufman	91 (TD)	San Jose State, 1994
Hugh McElhenny	91 (TD)	Kansas State, 1950
5. Ron Medved	88 (TD)	Stanford, 1963
6. Myles Gaskin	86 (TD)	Southern Miss, 2015
Rich Alexis	86 (TD)	Arizona State, 2000
8. Rashaan Shehee	85 (TD)	Washington State, 1995
Charlie Mitchell	85 (TD)	Idaho, 1960
Ervin Dailey	85 (TD)	Whitman, 1919
Ron Gipson	83 (TD)	Stanford, 1977
Joe Steele	83 (TD)	Stanford, 1977
Hugh McElhenny	83 (TD)	Washington State, 1950
Jay Barry	81 (TD)	Nebraska, 1991
Tom Manke	81 (TD)	Stanford, 1967
Paul Arnold	80 (TD)	Washington State, 1999
Rashaan Shehee	80 (TD)	Stanford, 1995
Napoleon Kaufman	79	UCLA, 1994
Myles Gaskin	78 (TD)	Sacramento State, 2015
Corey Dillon	78 (TD)	San Jose State, 1996
Greg Lewis	78	Purdue, 1989
Jack Stackpool	78 (TD)	USC, 1940
Louis Rankin	77 (TD)	Washington State, 2006
Shelton Sampson	77 (TD)	Oregon, 2003
Napoleon Kaufman	76 (TD)	UCLA, 1994
Rashaan Shehee	75	BYU, 1997
Corey Dillon	75	Oregon, 1996
Beno Bryant	73 (TD)	Arizona, 1990
John Brady	73	Navy, 1970
Myles Gaskin	72 (TD)	Oregon, 2015
Chris Polk	72	Washington State, 2010
Joe Steele	72 (TD)	Oregon, 1976
Dwayne Washington	71 (TD)	Oregon State, 2013
Warren Moon	71 (TD)	USC, 1977
Deontae Cooper	70	Oregon State, 2013
Napoleon Kaufman	70	Arizona State, 1992
Dwayne Washington	69 (TD)	Arizona, 2015
Joe Steele	69 (TD)	Fresno State, 1979
Hugh McElhenny	69 (TD)	Stanford, 1951
Myles Gaskin	68	Oregon, 2016
Dwayne Washington	68 (TD)	Oregon State, 2014
Deontae Cooper	68	Oregon State, 2013
Louis Rankin	68 (TD)	San Jose State, 2006
Spider Gaines	68	USC, 1978
Aaron Jenkins	67	Purdue, 1988
Dwayne Washington	66 (TD)	Arizona, 2014
Leon Neal	66	Ohio State, 1995
Cookie Jackson	66 (TD)	California, 1984
Charlie Mitchell	66 (TD)	Illinois, 1961
Myles Gaskin	65 (TD)	Oregon, 2016
Willie Hurst	65 (TD)	Arizona, 2000
Beno Bryant	65 (TD)	California, 1991
Bill Albrecht	65 (TD)	Oregon, 1951
Mike Reed	64 (TD)	Michigan State, 1997
Napoleon Kaufman	63 (TD)	Arizona State, 1992
Joe Steele	63 (TD)	San Jose State, 1977
James Anderson	63 (TD)	Syracuse, 1973
Willie Hurst	62	UCLA, 2000
Rashaan Shehee	62 (TD)	Arizona, 1997
Harvey Blanks	62 (TD)	Idaho, 1968
Cyler Miles	61	Idaho State, 2013
Bishop Sankey	61 (TD)	Stanford, 2012
Chris Polk	61 (TD)	Washington State, 2011
Roland Kirkby	61 (TD)	Washington State, 1950
Steve Pelluer	61 (TD)	Oregon, 1983
Dwayne Washington	60 (TD)	Washington State, 2014
Bishop Sankey	60 (TD)	Oregon, 2013
Billy Joe Hobert	60 (TD)	Wisconsin, 1992
Tom Scott	60 (TD)	Purdue, 1971
Dennis Fitzpatrick	60	Washington State, 1974
Bishop Sankey	59 (TD)	California, 2013

Terrance Dailey	59 (TD)	Oregon State, 2008
Rich Alexis	59	Michigan, 2002
Ron Gipson	59 (TD)	Stanford, 1977
Ron Rowland	59 (TD)	Washington State, 1976
Napoleon Kaufman	58 (TD)	Oregon, 1993
Mike McCluskey	58 (TD)	Washington State, 1956
Hugh McElhenny	58 (TD)	Oregon State, 1950
Shaq Thompson	57 (TD)	Eastern Washington, 2014
Chris Polk	57 (TD)	Washington State, 2010
Shaq Thompson	56 (TD)	Colorado, 2014
Chris Polk	56 (TD)	Baylor, 2011 Alamo Bowl
Jake Locker	56 (TD)	Arizona, 2009
Robin Earl	56	UCLA, 1975
Kenny James	56	Oregon, 2003
Lavon Coleman	55 (TD)	Arizona, 2016
Jason Harris	55 (TD)	UCLA, 1997
Beno Bryant	55 (TD)	USC, 1991
Lavon Coleman	54	Eastern Washington, 2014
Toussaint Tyler	55 (TD)	Oregon, 1978
Jake Locker	54	USC, 2010
Kenny James	54 (TD)	Oklahoma, 2006
Chris Chandler	54	USC, 1987
Myles Gaskin	53	Arizona State, 2015
Rich Alexis	53 (TD)	Stanford, 2003
Greg Lewis	53 (TD)	Oregon, 1990
Sterling Hinds	53 (TD)	Navy, 1983
Kyle Stevens	53	Arizona State, 1978
Dwayne Washington	52	Colorado, 2013
Chris Polk	52	Syracuse, 2010
Kenny James	52 (TD)	San Jose State, 2004
Vince Coby	52	USC, 1979
Dwayne Washington	51	Washington State, 2014
Zach Tuiaosopo	50	Fresno State, 2004
Rich Alexis	50	Purdue, 2001 Rose Bowl
Rich Alexis	50 (TD)	Miami, 2000
Billy Joe Hobert	50 (TD)	Stanford, 1992
Jacque Robinson	50 (TD)	Arizona, 1984
Joe Steele	50	Oregon State, 1978

Longest Non-Scoring Rush

Name	Yds.	Opponent
1. Napoleon Kaufman	79	UCLA, 1994
2. Greg Lewis	78	Purdue, 1989
3. Rashaan Shehee	75	BYU, 1997
Corey Dillon	75	Oregon, 1996
5. John Brady	73	Navy, 1970
6. Chris Polk	72	Washington State, 2010
7. Deontae Cooper	70	Oregon State, 2013
Napoleon Kaufman	70	Arizona State, 1992
9. Myles Gaskin	68	Oregon, 2016
Deontae Cooper	68	Oregon State, 2013
Spider Gaines	68	USC, 1978

Yearly Longest Rush

Year	Yards	Player vs. Opponent
2016	68 yards	Myles Gaskin at Oregon
2015	86 yards (td)	Myles Gaskin vs. Southern Miss
2014	68 yards (td)	Dwayne Washington vs. Oregon State
2013	71 yards (td)	Dwayne Washington at Oregon State
2012	61 yards (td)	Bishop Sankey vs. Stanford
2011	61 yards (td)	Chris Polk vs. Stanford
2010	72 yards	Chris Polk vs. Washington State
2009	56 yards (td)	Jake Locker vs. Arizona
2008	59 yards (td)	Terrance Dailey vs. Oregon State
2007	47 yards	Louis Rankin vs. Syracuse (td); Jake Locker vs. Oregon
2006	77 yards (td)	Louis Rankin at Washington State
2005	49 yards	Louis Rankin at UCLA
2004	52 yards (td)	Kenny James vs. San Jose State
2003	77 yards	Shelton Sampson vs. Oregon
2002	59 yards	Rich Alexis at Michigan
2001	42 yards	Willie Hurst vs. Texas, 2001
2000	86 yards (td)	Rich Alexis at Arizona State
1999	80 yards (td)	Paul Arnold vs. Washington State
1998	46 yards	Marques Tuiaosopo vs. BYU
1997	75 yards	Rashaan Shehee at BYU
1996	78 yards (td)	Corey Dillon vs. San Jose State
1995	85 yards (td)	Rashaan Shehee vs. Washington State
1994	91 yards (td)	Napoleon Kaufman vs. San Jose State
1993	58 yards (td)	Napoleon Kaufman vs. Oregon
1992	70 yards	Napoleon Kaufman at Arizona State
1991	81 yards (td)	Jay Barry vs. Nebraska
1990	73 yards (td)	Beno Bryant vs. Arizona
1989	78 yards	Greg Lewis vs. Purdue
1988	67 yards	Aaron Jenkins vs. Purdue
1987	54 yards	Chris Chandler vs. USC
1986	42 yards	Vince Weathersby vs. Oregon
1985	36 yards	Vince Weathersby vs. BYU
1984	66 yards (td)	Cookie Jackson vs. California
1983	68 yards	Jacque Robinson vs. Oregon State
1982	43 yards	Jacque Robinson vs. Texas Tech
1981	48 yards	Dennis Brown vs. Pacific; vs. Oregon State
1980	34 yards (td)	Toussaint Tyler vs. Air Force
1979	69 yards (td)	Joe Steele vs. Fresno State
1978	68 yards	Spider Gaines vs. USC
1977	83 yards (td)	Joe Steele vs. Stanford
1976	72 yards (td)	Joe Steele vs. Oregon
1975	56 yards	Robin Earl vs. UCLA
1974	60 yards	Dennis Fitzpatrick vs. Washington State
1973	63 yards (td)	James Anderson vs. Syracuse
1972	27 yards	Pete Taggares vs. California
1971	60 yards (td)	Tom Scott vs. Purdue
1970	73 yards	John Brady vs. Navy
1969	38 yards	Joe Bell vs. Oregon State
1968	62 yards (td)	Harvey Blanks vs. Idaho
1967	81 yards (td)	Tom Manke vs. Stanford
1966	47 yards (td)	Don Moore vs. Ohio State
1965	38 yards (td)	Ron Medved vs. Washington State
1964	43 yards (td)	Junior Coffey vs. Baylor
1963	88 yards (td)	Ron Medved vs. Stanford
1962	57 yards (td)	Junior Coffey vs. California
1961	66 yards (td)	Charlie Mitchell vs. Illinois
1960	40 yards	Kermit Jorgensen vs. Idaho
1959	48 yards	Bob Schloredt vs. Washington State
1958	31 yards	Carver Gayton vs. San Jose State
1957	53 yards (td)	Jim Jones vs. Oregon State
1956	92 yards (td)	Dean Derby vs. Illinois
1955	50 yards (td)	Credell Green vs. Washington State
1954	41 yards	Stewart Crook vs. Oregon State
1953	33 yards	Jack Nugent vs. Colorado
1952	37 yards	Bill Earley vs. Washington State
1951	69 yards (td)	Hugh McElhenny vs. Stanford

Yearly Rushing Leaders

Year	Name	No.	Yds.	Avg.	TD
2016	Myles Gaskin	237	1,373	5.8	10
2015	Myles Gaskin	227	1,302	5.7	14
2014	Dwayne Washington	132	697	5.3	9
2013	Bishop Sankey	327	1,870	5.7	20
2012	Bishop Sankey	289	1,439	5.0	16
2011	Chris Polk	293	1,488	5.1	12
2010	Chris Polk	260	1,415	5.4	9
2009	Chris Polk	226	1,113	4.9	5
2008	Terrance Dailey	75	338	4.5	1
2007	Louis Rankin	233	1,294	5.6	6
2006	Louis Rankin	142	666	4.7	4
2005	James Sims	112	495	4.4	6
2004	Kenny James	172	702	4.1	5
2003	Rich Alexis	138	566	4.1	4
2002	Rich Alexis	202	688	3.4	10
2001	Willie Hurst	154	744	4.8	9
2000	Rich Alexis	128	816	6.4	9
1999	Marques Tuiaosopo	149	571	3.8	6
1998	Willie Hurst	158	604	3.8	4
1997	Rashaan Shehee	168	1,055	6.3	10
1996	Corey Dillon	301	1,695	5.6	24
1995	Rashaan Shehee	174	995	5.7	15
1994	Napoleon Kaufman	255	1,390	5.5	9
1993	Napoleon Kaufman	226	1,299	5.7	14
1992	Napoleon Kaufman	182	1,084	6.0	7
1991	Beno Bryant	173	981	5.7	8
1990	Greg Lewis	248	1,407	5.7	8
1989	Greg Lewis	266	1,197	4.5	10
1988	Aaron Jenkins	138	691	5.0	4
1987	Vince Weathersby	160	766	4.8	2
1986	Vince Weathersby	169	908	5.4	4
1985	Vince Weathersby	134	523	3.9	2
1984	Jacque Robinson	223	1,036	4.6	14
1983	Sterling Hinds	168	859	5.1	5
1982	Jacque Robinson	238	976	4.1	7
1981	Ron Jackson	167	647	3.9	4
1980	Kyle Stevens	165	765	4.6	7
1979	Joe Steele	151	694	4.6	11
1978	Joe Steele	237	1,111	4.7	5
1977	Joe Steele	211	942	4.5	10
1976	Ron Rowland	203	1,002	4.9	6
1975	Robin Earl	167	782	4.7	1
1974	Dennis Fitzpatrick	137	697	5.1	6
1973	Pete Taggares	93	342	3.7	1
1972	Pete Taggares	127	450	3.5	8
1971	Pete Taggares	102	401	3.9	5
1970	Bo Cornell	97	340	3.5	4
1969	Bo Cornell	136	613	4.5	4
1968	Carl Wojciechowski	138	651	4.7	1
1967	Tom Manke	139	483	3.4	3
1966	Don Moore	88	447	5.1	2
1965	Don Moore	144	637	4.4	6
1964	Junior Coffey	147	638	4.5	2
1963	Ron Medved	75	431	5.7	1
1962	Junior Coffey	98	581	5.9	8
1961	Jim Stiger	130	582	4.5	2
1960	Ray Jackson	108	500	4.6	5
1959	Ray Jackson	107	521	4.9	3
1958	Mike McCluskey	60	292	4.9	2
1957	Jim Jones	105	488	4.6	2
1956	Luther Carr	75	469	6.3	5
1955	Credell Green	108	652	6.0	5
1954	Bob McNamee	78	291	3.7	0
1953	Bob Dunn	52	236	4.5	0
1952	Jack Nugent	100	433	4.4	5
1951	Hugh McElhenny	169	936	5.5	13
1950	Hugh McElhenny	179	1107	6.2	12
1949	Hugh McElhenny	103	456	4.4	2
1948	Gordon Hungar	63	268	4.3	0
1947	Brooks Biddle	66	324	5.0	—
1946	Fred Provo	64	307	4.7	—
1942-45	Statistics Unavailable				
1941	Robert Barrett	125	445	3.56	—
1940	Jadk Stackpool	84	411	4.9	—
1939	Don Jones	94	247	2.6	—
1938	Jimmy Johnston, rh	88	472	5.3	—
1937	Merle Miller	118	456	3.9	—

Yds.	Name	Opponent	Year	W/L
130	Robin Earl	California	1975	L
130	Robin Earl	Washington State	1974	W
129	Kyle Stevens	Stanford	1980	W
128	Myles Gaskin	Oregon State	2016	W
128	Rich Alexis	Stanford	2003	W
128	Corey Dillon	USC	1996	W
128	Napoleon Kaufman	Pacific	1992	W
128	Greg Lewis	Iowa	1991*	W
127	Myles Gaskin	Arizona State	2016	W
127	Myles Gaskin	Oregon State	2015	W
127	Rich Alexis	Arizona State	2000	W
127	Rich Alexis	UCLA	2000	W
127	Beno Bryant	Washington State	1991	W
127	Rick Fenney	Oregon	1985	W
126	Paul Arnold	Washington State	1999	W
126	Greg Lewis	USC	1990	W
126	Joe Steele	Oregon	1978	W
126	Carl Wojciechowski	UCLA	1968	W
125	Bishop Sankey	Washington State	2013	W
125	Chris Polk	E. Washington	2011	W
125	Rich Alexis	San Jose State	2002	W
125	Corey Dillon	Arizona	1996	W
124	Rashaan Shehee	California	1997	W
124	Jacque Robinson	Arizona State	1982	W
124	Stew Crook	Oregon State	1954	W
124	Hugh McElhenny	Oregon State	1950	W
122	Rich Alexis	Oregon	2002	W
122	Vince Weathersby	Oregon State	1987	W
122	Vince Weathersby	Stanford	1986	W
121	Brandon Johnson	California	2007	W
121	Jacque Robinson	Oregon State	1983	W
121	Robin Earl	Washington State	1976	W
121	Ron Rowland	Indiana	1976	L
121	Harvey Blanks	Rice	1968	T
120	Rich Alexis	Nevada	2003	L
120	Tom Manke	Stanford	1967	L
120	Ron Medved	Stanford	1963	W
119	Napoleon Kaufman	USC	1993	L
119	Napoleon Kaufman	Arizona State	1993	L
119	Jacque Robinson	Arizona	1984	W
119	Cookie Jackson	California	1984	W
119	Pete Taggares	Washington State	1971	W
119	Hugh McElhenny	Minnesota	1951	W
118	Lavon Coleman	Eastern Wash.	2014	W
118	Louis Rankin	Washington State	2006	W
118	Napoleon Kaufman	San Jose State	1993	W
117	Chris Polk	Colorado	2011	W
117	Chris Polk	Syracuse	2010	W
117	Beno Bryant	Toledo	1991	W
117	Junior Coffey	Stanford	1964	W
116	Chris Polk	Oregon State	2009	L
116	Rich Alexis	Idaho	2003	W
116	Willie Hurst	Arizona	2000	W
116	Aaron Jenkins	Arizona State	1988	W
115	Greg Lewis	Washington State	1989	W
114	Willie Hurst	Washington State	1998	W
114	Rick Fenney	Stanford	1985	W
113	Maurice Shaw	Stanford	1999	W
113	Sterling Hinds	USC	1983	W
113	Joe Steele	Pittsburgh	1979	L
113	Jim Stiger	Washington State	1961	W
113	Junior Coffey	Oregon State	1962	W
112	Willie Griffin	Washington State	2008	L
112	Louis Rankin	Oklahoma	2006	L
112	Greg Lewis	UCLA	1989	W
112	Toussaint Tyler	Oklahoma State	1980	W
112	Beno Bryant	Washington State	1990	W
112	Vince Coby	Washington State	1979	W
112	Robin Earl	Minnesota	1976	W
112	Robin Earl	Oregon	1975	W
112	Carl Wojciechowski	Wisconsin	1968	W
112	Junior Coffey	UCLA	1962	W
111	Bob Schloredt	Washington State	1959	W
110	Chris Polk	Arizona State	2010	L
110	Jake Locker	USC	2010	W
110	Don Moore	California	1965	L
110	Junior Coffey	Oregon	1963	W

Yds.	Name	Opponent	Year	W/L
109	Dwayne Washington	California	2015	L
109	Chris Polk	Oregon State	2011	L
108	Lavon Coleman	California	2016	W
108	Myles Gaskin	Stanford	2015	L
108	Myles Gaskin	Arizona State	2015	L
108	Willie Hurst	Stanford	2001	W
108	Willie Hurst	Oregon State	1999	W
108	Greg Lewis	Stanford	1990	W
108	Robin Earl	Virginia	1976	W
108	Chris Polk	Hawai'i	2011	W
107	Rich Alexis	Oregon State	2000	W
107	Aaron Jenkins	Pacific	1987	W
107	Robin Earl	USC	1976	L
107	Don Moore	Washington State	1965	W
106	Glenn Bonner	California	1972	W
106	Joe Steele	Wyoming	1979	W
106	Joe Steele	USC	1977	W
105	Chris Polk	Oregon State	2010	W
105	Braxton Cleman	Washington State	2000	W
105	Leon Neal	Arizona State	1995	W
105	Dennis Fitzpatrick	Oregon	1974	W
105	Ray Jackson	California	1959	W
105	Hugh McElhenny	Utah	1949	W
104	Bishop Sankey	Oregon	2012	L
104	Chris Polk	Oregon	2009	L
104	Kenny James	Oregon	2003	W
104	Robin Earl	Stanford	1974	L
104	Credell Green	Oregon	1956	W
103	Bishop Sankey	Portland State	2012	W
103	Jake Locker	Washington State	2007	L
103	Greg Lewis	Arizona	1990	W
103	Aaron Jenkins	UCLA	1987	L
103	Sterling Hinds	Oregon	1982	W
103	Ron Jackson	Washington State	1981	W
103	Vince Coby	USC	1979	L
103	Charlie Mitchell	Oregon State	1960	W
102	Terrance Dailey	Oregon State	2008	L
102	Jake Locker	Ohio State	2007	L
102	Isaiah Stanback	San Jose State	2006	W
102	Willie Hurst	USC	2001	W
102	Paul Arnold	Oregon State	2000	W
102	Tony Covington	Washington State	1985	L
102	Joe Steele	Kansas	1978	W
102	James Anderson	Oregon State	1975	W

Yds.	Name	Opponent	Year	W/L
102	Dennis Fitzpatrick	Iowa State	1974	W
102	Gary James	California	1967	W
101	Lavon Coleman	Colorado	2016	W
101	Napoleon Kaufman	Oregon	1994	L
101	Greg Lewis	Purdue	1990	W
101	Greg Lewis	Colorado	1990	L
101	Kyle Stevens	Arizona State	1978	W
101	Robin Earl	Indiana	1976	L
101	Ron Medved	Washington State	1965	W
100	Myles Gaskin	Stanford	2016	W
100	Shaq Thompson	UCLA	2014	L
100	Dwayne Washington	Oregon State	2014	W
100	Chris Polk	Washington State	2011	W
100	Braxton Cleman	Air Force	1999	L
100	Braxton Cleman	UCLA	1998	L
100	Maurice Shaw	San Jose State	1996	W
100	Charlie Mitchell	Pacific	1960	W

* Indicates Bowl Game

Career 100-Yard Rushing Games

Name	No.
1. Chris Polk	21
2. Napoleon Kaufman	17
3. Bishop Sankey	16
4. Greg Lewis	15
5. Myles Gaskin	14
6. Robin Earl	12
7. Louis Rankin	11
8. Joe Steele	11
9. Hugh McElhenny	10
Jacque Robinson	10
Rashaan Shehee	10

Consecutive 100-Yard Rushing Games

Name	No.
1. Greg Lewis, 1989-90	10
2. Corey Dillon, 1996	7
3. Chris Polk, 2010-11	5
4. Myles Gaskin, 2016	4
Myles Gaskin, 2015	4
Chris Polk, 2011	4
Chris Polk, 2009	4
Rashaan Shehee, 1997	4
9. Myles Gaskin, 2015	3
Dwayne Washington, 2014	3
Bishop Sankey, 2013	3
Bishop Sankey, 2012	3
Bishop Sankey, 2012	3
Joe Steele, 1978	3

Three 100-Yard Rushers in a Game

Names	Yards	Opponent
Corey Dillon/Terry Hollimon/Maurice Shaw	222/148/100	San Jose State, 1996
Bishop Sankey/Deontae Cooper/Dwayne Washington	179/166/141	Oregon State, 2013

Two 100-Yard Rushers in a Game

Names	Yards	Opponent
Myles Gaskin and Lavon Coleman	159/101	Colorado, 2016
Chris Polk and Jesse Callier	138/107	UCLA 2010
Louis Rankin and Brandon Johnson	224/121	California, 2007
Shelton Sampson and Kenny James	131/104	Oregon, 2003
Rich Alexis and Braxton Cleman	124/105	Washington State, 2000
Rich Alexis and Paul Arnold	107/102	Oregon State, 2000
Willie Hurst and Braxton Cleman	114/110	UCLA, 1998
Beno Bryant and Jay Barry	139/110	Nebraska, 1991
Jacque Robinson and Ron Jackson	152/119	California, 1984
Toussaint Tyler and Joe Steele	151/126	Oregon, 1978
Joe Steele and Ron Gipson	177/138	Stanford, 1977
Ron Rowland and Robin Earl	196/121	Washington State, 1976
Joe Steele and Ron Rowland	157/130	Oregon, 1976
Ron Rowland and Robin Earl	183/108	Virginia, 1976
Ron Rowland and Robin Earl	131/101	Indiana, 1976
Dennis Fitzpatrick and Robin Earl	249/130	Washington State, 1974
Willie Hendricks and Dennis Fitzpatrick	148/102	Iowa State, 1974
Hugh McElhenny and Roland Kirkby	147/140	Washington St, 1949

WASHINGTON RECORD BOOK — INDIVIDUAL PASSING

Passing Yards

Career 10,220, Cody Pickett (1999-03)
 Season 4,458, Cody Pickett, 2002
 Game 455, Cody Pickett vs. Arizona, 2001

Passing Yards By Class

Freshman 2,955, Jake Browning, 2015
 Sophomore 3,430, Jake Browning, 2016
 Junior 4,458, Cody Pickett, 2002
 Senior 3,043, Cody Pickett, 2003

Passing Yards Per Game

Career (Min. 18 games): 255.51, Cody Pickett, 1999-03 (10,220 yds., 40 games)
 Season (Min. 9 games): 342.9, Cody Pickett, 2002 (4458 yds., 13 games)

Passing Yards Per Attempt

Career (Min. 100 attempts.): 9.19, Bob Schloredt, 1958-60 (1,195 yds., 130 att.)
 Season (Min. 100 attempts): 8.78, Jake Browning, 2016 (3,430 yards, 391 att.)
 Game: 22.1, Chris Rowland, vs. Washington State, 1973 (354 yards, 16 att.)

Pass Attempts

Career 1,429, Cody Pickett, 1999-03
 Season 612, Cody Pickett, 2002
 Game 62, Brock Huard vs. USC, 1998
 Quarter 31, Chris Rowland vs. California (4th), 1973 (NCAA Record)

Pass Attempts Per Game

Career (Min. 18 games): 35.7, Cody Pickett, 1999-03 (1,429 att., 40 games)
 Season (Min. 9 games): 47.1, Cody Pickett, 2002 (612 att., 13 games)

Pass Completions

Career 821, Cody Pickett, 1999-03
 Season 365, Cody Pickett, 2002
 Game 35, Cody Pickett vs. Cal, 2002; at Washington State, 2002

Pass Completions Per Game

Career (Min. 18 games): 20.5, Cody Pickett, 1999-03 (821 comp., 40 games)
 Season (Min. 9 games): 28.1, Cody Pickett, 2002 (365 comp., 13 games)

Passing Yards Per Completion

Career (Min. 100 completions): 14.76, Chris Rowland, 1973-75 (2,966 yds., 201 comp.)
 Season (Min. 50 completions): 16.41, Sonny Sixkiller, 1971 (2,068 yds., 126 comp.)
 Game (Min. 10 comps): 30.00, Marques Tuiasosopo, 1999 at Cal (300 yds., 10 comp.)

Most Touchdown Passes

Career 75, Keith Price, 2010-13
 Season 43, Jake Browning, 2016
 Game 6, Jake Browning at California, 2016
 6, Jake Browning at Oregon, 2016
 Quarter 4, Cody Pickett at Oregon, 2002; Chris Chandler vs. BYU, 1986;
 Chris Rowland vs. California, 1973

Passes Had Intercepted

Career 51, Sonny Sixkiller, 1970-72
 Season 24, Chris Rowland, 1973
 Game 6, Sonny Sixkiller vs. Oregon State, 1970

Pass Attempts Without Interception

Season 143, Keith Price, 2013
 Career 151, Brock Huard, 1996-97

Lowest Interception Percentage

Career (Min. 400 attempts): 2.29%, Isaiah Stanback, 2003-06 (523 att., 12 int.)
 Season (Min. 100 attempts): 1.22%, Cyler Miles, 2014 (329 att., 4 int.)

Completion Percentage

Career (Min. 200 completions): .640 (757-1,183), Keith Price, 2010-13
 Season (Min. 100 completions): .669 (242-362), Keith Price, 2011
 Game (Min. 10 completions): .941 (16-17), Tom Flick vs. Arizona, 1980

Highest Passing Efficiency Rating

(Multiply a player's yards per att. by 8.4, add his completion pct., add his touchdown pct. times 3.3, then subtract his interception pct. times two)

Career (Min. 250 completions): 154.0, Jake Browning, 2015-
 Season (Min. 100 completions): 167.5, Jake Browning, 2016

Touchdown Passes Per Game

Career (Min. 18 games): 1.63, Keith Price, 2010-13 (75 TDs, 46 games)
 Season (Min. 9 games): 2.42, Keith Price (29 TDs, 12 games)

Touchdown Passes By Class

Freshman — 16, Jake Browning, 2015
 Sophomore — 43, Jake Browning, 2016
 Junior — 28, Cody Pickett, 2002
 Senior — 21, Keith Price, 2013

Passing Yards Game

Name	No.	Opponent
1. Cody Pickett	455	Arizona, 2001
2. Keith Price	438	Baylor, 2011 Alamo Bowl
Cody Pickett	438	Idaho, 2002
4. Cody Pickett	429	UCLA, 2002
5. Cary Conklin	428	Arizona State, 1989
6. Jake Browning	405	Arizona State, 2015
7. Cody Pickett	404	Wyoming, 2002
8. Cody Pickett	399	California, 2002
9. Sonny Sixkiller	387	Purdue, 1971
10. Jake Browning	378	California, 2016

Season

Name	PA	PC	PCT	TD	YDS
1. Cody Pickett (2002)	612	365	.596	28	4,458
2. Jake Browning (2016)	391	243	.621	43	3,430
3. Keith Price (2011)	362	242	.669	33	3,063
4. Cody Pickett (2003)	454	257	.566	15	3,043
5. Keith Price (2013)	352	233	.662	21	2,966
6. Jake Browning (2015)	368	233	.633	16	2,955
7. Jake Locker (2009)	394	230	.584	21	2,800
8. Cary Conklin (1989)	404	229	.567	18	2,786
9. Keith Price (2012)	432	263	.609	19	2,726
10. Cody Pickett (2001)	355	196	.552	12	2,696
11. Damon Huard (1995)	313	198	.633	13	2,609
12. Billy Joe Hobert (1991)	319	191	.599	24	2,463
13. Tom Flick (1980)	319	191	.599	15	2,460
14. Marques Tuiasosopo (1999)	322	189	.587	12	2,418
15. Cyler Miles (2014)	329	219	.666	17	2,397

Career

Name (Years)	PA	PC	PCT	TD	YDS
1. Cody Pickett (1999-03)	1,429	821	.575	55	10,220
2. Keith Price (2010-13)	1,183	757	.640	75	8,919
3. Jake Locker (2007-10)	1,147	619	.540	53	7,639
4. Brock Huard (1996-98)	875	484	.553	53	6,391
5. Jake Browning (2015-)	759	476	.627	59	6,385
6. Damon Huard (1992-95)	790	472	.597	36	5,886
7. Marques Tuiasosopo (1997-00)	817	457	.559	33	5,879
8. Sonny Sixkiller (1970-72)	811	385	.475	35	5,496
9. Cary Conklin (1986-1989)	788	423	.537	33	5,082
10. Steve Pelluer (1980-83)	826	472	.571	30	4,917
11. Chris Chandler (1984-87)	696	376	.540	34	4,735
12. Don Heinrich (1949-52)	610	335	.549	33	4,392
13. Mark Brunell (1989-92)	563	301	.535	28	4,008
14. Isaiah Stanback (2003-06)	523	269	.514	22	3,868
15. Tom Flick (1976-80)	471	281	.597	25	3,510

Passing Yards Per Game Season (Min. 9 games)

Name	Year	Yds.	Gms.	Avg.
1. Cody Pickett	2002	4,458	13	342.9
2. Cody Pickett	2003	3,043	12	253.6
3. Keith Price	2013	2,966	12	247.2
4. Jake Browning	2015	2,955	12	246.2
5. Cody Pickett	2001	2,686	11	245.1
6. Jake Browning	2016	3,430	14	245.0
7. Keith Price	2011	3,063	13	235.6
8. Jake Locker	2009	2,800	12	233.3
9. Cary Conklin	1989	2,786	12	232.2
10. Sonny Sixkiller	1970	2,303	10	230.3
11. Brock Huard	1998	2,191	10	219.1
12. Damon Huard	1995	2,609	12	217.4
13. Brock Huard	1997	2,319	11	210.8
14. Keith Price	2012	2,726	13	209.7
15. Billy Joe Hobert	1991	2,463	12	205.3

Career (Min. 18 games)

Name	Yds.	Gms.	Avg.
1. Cody Pickett (1999-02)	10,220	40	255.5
2. Jake Browning (2015-)	6,385	26	245.6
3. Sonny Sixkiller (1970-72)	5,496	28	196.3
4. Keith Price (2010-13)	8,919	46	193.9
5. Brock Huard (1996-98)	6,391	33	193.7
6. Jake Locker (2007-10)	7,639	40	191.0
7. Don Heinrich (1949-52)	4,392	27	162.7
8. Damon Huard (1992-95)	5,886	37	159.1
9. Cary Conklin (1986-1989)	5,082	33	154.0
10. Chris Chandler (1984-1987)	4,735	32	148.0
11. Steve Pelluer (1980-83)	4,917	37	132.9
Hugh Millen (1984-85)	2,657	20	132.9
13. Billy Joe Hobert (1990-92)	3,220	*25	128.8
14. Marques Tuiasosopo (1997-2000)	5,879	46	127.8
15. Tom Flick (1976-80)	3,510	30	117.0

*Total games played does not include three games as punter

Passing Yards per Completion Game (Min. 10 completions)

Name	Avg. (Nos.)	Opponent
1. Marques Tuiasosopo	30.0 (10-300)	California, 1999
2. Sonny Sixkiller	23.0 (10-230)	Texas Christian, 1971
3. Chris Rowland	22.1 (16-354)	Washington State, 1973
4. Jake Locker	21.4 (12-257)	Oregon, 2007
5. Isaiah Stanback	20.9 (14-293)	Arizona, 2006
6. Jake Browning	20.8 (14-291)	Oregon State, 2016
7. Cliff McBride	20.3 (12-243)	California, 1974
8. Isaiah Stanback	19.9 (11-219)	Oregon State, 2004
9. Jake Browning	19.9 (19-378)	California, 2016
10. Jake Locker	19.8 (17-336)	Arizona, 2007
11. Tod Hullin	19.6 (18-354)	UCLA, 1965
12. Don Heinrich	19.5 (15-292)	Kansas State, 1950
13. Cody Pickett	19.4 (15-291)	Stanford, 2001
14. Keith Price	19.4 (23-438)	Baylor, 2011 Alamo Bowl
15. Jake Browning	19.2 (17-326)	Sacramento State, 2015

Season (Min. 50 completions)

Name	Year	PC	Yds.	Avg.
1. Sonny Sixkiller	1971	126	2,068	16.41
2. Chris Rowland	1973	97	1,521	15.68
3. Sonny Sixkiller	1972	73	1,125	15.41
4. Isaiah Stanback	2005	143	2,136	14.94
5. Bill Douglas	1963	64	952	14.88
6. Mark Brunell	1990	129	1,895	14.69
7. Tod Hullin	1965	90	1,318	14.64
8. Brock Huard	1996	129	1,881	14.58
9. Chris Rowland	1974	59	848	14.37
10. Cody Pickett	2001	169	2,403	14.22
11. Brock Huard	1997	164	2,319	14.14
12. Jake Browning	2016	243	3,430	14.12
13. Don Heinrich	1949	64	899	14.04
14. Tom Sparlin	1966	68	954	14.03
15. Warren Moon	1977	113	1,584	14.02

Career (Min. 100 completions)

Name	PC	Yds.	Avg.
1. Chris Rowland (1973-75)	201	2,966	14.76
2. Isaiah Stanback (2003-06)	269	3,868	14.38
3. Sonny Sixkiller (1970-72)	385	5,496	14.28
4. Tod Hullin (1964-65)	127	1,760	13.86
5. Warren Moon (1975-77)	254	3,465	13.64
6. Bill Douglas (1962-64)	108	1,458	13.50
7. Jake Browning (2015-)	476	6,385	13.41
8. Mark Brunell (1989-92)	301	4,008	13.32
9. Brock Huard (1996-98)	484	6,391	13.20
10. Don Heinrich (1949-52)	335	4,392	13.11

Passing Attempts Game

Name	No.	Opponent
1. Brock Huard	62	USC, 1998
2. Cody Pickett	61	USC, 2002
3. Cody Pickett	60	UCLA, 2002
4. Cody Pickett	59	California, 2002
5. Cody Pickett	57	Washington State, 2002
Sonny Sixkiller	57	USC, 1970
7. Cody Pickett	54	Purdue, 2002 Sun Bowl
Cody Pickett	54	Texas, 2001 Holiday Bowl
9. Jake Browning	52	Arizona State, 2015
Keith Price	52	Arizona, 2012

Season

Name	Year	Att.
1. Cody Pickett	2002	612
2. Cody Pickett	2003	454
3. Keith Price	2012	432
4. Cary Conklin	1989	404
5. Jake Locker	2009	394
6. Jake Browning	2015	391
7. Keith Price	2011	362
Sonny Sixkiller	1970	362
9. Steve Pelluer	1983	357
10. Cody Pickett	2001	355
11. Jake Browning	2016	353
12. Keith Price	2013	352
13. Brock Huard	1998	347
14. Marques Tuiasosopo	2000	345
15. Jake Locker	2010	332

Career

Name	Att.
1. Cody Pickett (1999-03)	1,429
2. Keith Price (2010-13)	1,183
3. Jake Locker (2007-10)	1,147
4. Brock Huard (1996-98)	875
5. Steve Pelluer (1980-83)	826
6. Marques Tuiasosopo (1997-2000)	817
7. Sonny Sixkiller (1970-72)	811
8. Damon Huard (1992-95)	790
9. Cary Conklin (1986-89)	788
10. Jake Browning (2015-)	759
11. Chris Chandler (1984-87)	696
12. Don Heinrich (1949-52)	610
13. Mark Brunell (1989-92)	563
14. Isaiah Stanback (2003-06)	523
15. Warren Moon (1975-77)	519

Passing Attempts Per Game Season (Min. 9 games)

Name	Year	PA	Gms.	Avg.
1. Cody Pickett	2002	612	13	47.1
2. Cody Pickett	2003	454	12	37.8
3. Sonny Sixkiller	1970	362	10	36.2
4. Brock Huard	1998	347	10	34.7
5. Cary Conklin	1989	404	12	33.6
6. Keith Price	2012	432	13	33.2
7. Jake Locker	2009	394	12	32.8
8. Cody Pickett	2001	355	11	32.3

9. Jake Browning	2015	368	12	30.7
10. Steve Pelluer	1983	357	12	29.8
11. Keith Price	2013	352	12	29.3
Hugh Millen	1985	264	9	29.3
13. Marques Tuiasosopo	2000	345	12	28.8
14. Jake Locker	2010	316	11	28.7
15. Jake Browning	2016	391	14	27.9

Career (Min. 18 games)

Name	PA	Gms.	Avg.
1. Cody Pickett (1999-03)	1,429	40	35.7
2. Jake Browning (2015-)	759	26	29.2
3. Sonny Sixkiller (1970-72)	811	28	29.0
4. Jake Locker (2007-10)	1,147	40	28.7
5. Brock Huard (1996-98)	875	33	26.5
6. Keith Price (2010-13)	1,183	46	25.7
7. Cary Conklin (1986-89)	788	33	23.9
8. Steve Pelluer (1980-83)	826	37	22.3
9. Hugh Millen (1984-85)	439	20	22.0
10. Chris Chandler (1984-87)	696	32	21.8

Passing Yards Per Attempt

Game (Min. 10 attempts)

Name	Avg. (Nos.)	Opponent
1. Chris Rowland	22.1 (16-354)	Washington State, 1973
2. Don Heinrich	18.2 (11-200)	Oregon, 1952
3. Mark Brunell	17.1 (18-308)	Michigan, 1993 Rose Bowl
4. Damon Huard	14.3 (17-247)	San Jose State, 1993
5. Marques Tuiasosopo	13.6 (22-300)	California, 1999
6. Jake Browning	13.6 (24-326)	Sacramento State, 2015
7. Jake Browning	13.5 (28-378)	California, 2016
8. Tom Flick	13.2 (24-316)	Air Force, 1980
9. Billy Joe Hobert	13.0 (18-234)	Kansas State, 1991
10. Billy Joe Hobert	12.9 (17-220)	Toledo, 1991

Season (Min. 100 attempts)

Name	Year	PA	Yds.	Avg.
1. Jake Browning	2016	391	3,430	8.97
2. Brock Huard	1997	274	2,319	8.46
3. Keith Price	2011	362	3,063	8.46
4. Keith Price	2013	352	2,966	8.42
5. Bill Douglas	1963	113	952	8.42
6. Damon Huard	1995	312	2,609	8.36
7. Don Heinrich	1950	221	1,846	8.35
8. Isaiah Stanback	2005	264	2,136	8.10
9. Jake Browning	2015	368	2,955	8.03
10. Warren Moon	1977	222	1,772	7.98

Career (Min. 100 attempts)

Name	PA	Yds.	Avg.
1. Bob Schloredt (1958-60)	130	1,195	9.19
2. Jake Browning (2015-)	759	6,385	8.41
3. Greg Collins (1971-73)	181	1,378	7.61
4. Tod Hullin (1963-65)	219	1,665	7.60
5. Keith Price (2010-13)	1,183	8,919	7.54
6. Damon Huard (1992-95)	790	5,886	7.45
Tom Flick (1976-80)	471	3,510	7.45
8. Isaiah Stanback (2003-06)	523	3,868	7.40
9. Brock Huard (1996-98)	875	6,391	7.30
10. M. Tuiasosopo (1997-00)	817	5,879	7.20
Don Heinrich (1949-52)	610	4,392	7.20

Passing Completions

Game

Name	No.	Opponent
1. Cody Pickett	35	California, 2002
Cody Pickett	35	Washington State, 2002
3. Cody Pickett	34	Wyoming, 2002
Cody Pickett	34	Arizona State, 2002
5. Keith Price	33	Stanford, 2013
Brock Huard	33	USC, 1998
Tim Cowan	33	Maryland, 1982 Aloha Bowl
8. Cody Pickett	32	Idaho, 2002
9. Cody Pickett	31	Arizona, 2003
10. Sonny Sixkiller	30	Oregon State, 1970
Sonny Sixkiller	30	USC, 1970

Season

Name	Year	No.
1. Cody Pickett	2002	365
2. Keith Price	2012	263
3. Cody Pickett	2003	257
4. Jake Browning	2016	243
5. Keith Price	2011	242
6. Jake Browning	2015	233
Keith Price	2013	233
8. Steve Pelluer	1983	232
9. Jake Locker	2009	230
10. Cary Conklin	1989	229
11. Cyler Miles	2014	219
12. Damon Huard	1995	198
13. Cody Pickett	2001	196
14. Tom Flick	1980	191
Billy Joe Hobert	1991	191
Brock Huard	1998	191

Career

Name	No.
1. Cody Pickett (1999-03)	821
2. Keith Price (2010-13)	757
3. Jake Locker (2007-10)	619
4. Brock Huard (1996-98)	484
5. Jake Browning (2015-)	476
6. Steve Pelluer (1980-83)	472
Damon Huard (1992-95)	472
8. Marques Tuiasosopo (1997-2000)	457
9. Cary Conklin (1986-89)	423
10. Sonny Sixkiller (1970-72)	385
11. Chris Chandler (1984-87)	376
12. Don Heinrich (1949-52)	335
13. Mark Brunell (1989-92)	301
14. Tom Flick (1976-80)	281
15. Isaiah Stanback (2003-06)	269

Passing Completions Per Game

Season (Min. 9 games)

Name	Year	PC	Gms	Avg.
1. Cody Pickett	2002	365	13	28.1
2. Cody Pickett	2003	257	12	21.4
3. Keith Price	2012	263	13	20.2
4. Jake Browning	2015	233	12	19.4
Keith Price	2013	233	12	19.4
6. Steve Pelluer	1983	232	12	19.3
7. Jake Locker	2009	230	12	19.2
8. Brock Huard	1998	191	10	19.1
9. Cary Conklin	1989	229	12	19.1
10. Keith Price	2011	242	13	18.6
11. Sonny Sixkiller	1970	186	10	18.6
12. Cyler Miles	2014	219	12	18.3
13. Cody Pickett	2001	196	11	17.8
14. Hugh Millen	1985	158	9	17.6
15. Jake Browning	2016	243	14	17.4

Passing Completions Per Game

Career (Min. 18 games)

Name	PC	Gms	Avg.
1. Cody Pickett (1999-03)	821	40	20.5
2. Jake Browning (2015-)	476	26	18.3
3. Keith Price (2010-13)	757	46	16.5
4. Jake Locker (2007-10)	619	40	15.5
5. Brock Huard (1996-98)	484	33	14.7
6. Sonny Sixkiller (1970-72)	385	28	13.8
7. Cary Conklin (1986-89)	423	33	12.8
Steve Pelluer (1980-83)	472	37	12.8
Damon Huard (1992-95)	472	37	12.8
10. Hugh Millen (1984-85)	249	20	12.5

Passing Completion Percentage

Game (Min. 10 completions)

Name	Pct. (C-A)	Opponent
1. Tom Flick	.941 (16-17)	Arizona, 1980
2. Jake Browning	.900 (18-20)	Oregon State, 2015
3. Damon Huard	.882 (15-17)	San Jose State, 1993
4. Jake Locker	.826 (19-23)	California, 2009
5. Jake Browning	.821 (23-28)	Idaho, 2016
6. Steve Pelluer	.818 (27-33)	Michigan, 1983
7. Keith Price	.800 (28-35)	Illinois, 2013
8. Don Heinrich	.800 (12-15)	Oregon, 1949
9. Jake Browning	.786 (22-28)	Oregon, 2016
10. Cyler Miles	.782 (18-23)	Oregon State, 2014
Brock Huard	.782 (18-23)	BYU, 1997

Season (Min. 100 completions)

Name	Year	Passing	Pct.
1. Keith Price	2011	242-362	.669
2. Cyler Miles	2014	219-329	.666
3. Keith Price	2013	233-352	.662
4. Steve Pelluer	1983	232-357	.650
5. Damon Huard	1995	198-312	.635
6. Jake Browning	2015	233-368	.633
7. Jake Browning	2016	243-391	.621
8. Keith Price	2012	263-432	.609
9. Don Heinrich	1950	134-221	.604
10. Tom Flick	1980	191-319	.599
Billy Joe Hobert	1991	191-319	.599
12. Brock Huard	1997	164-274	.599
13. Hugh Millen	1985	158-264	.598
14. Cody Pickett	2002	365-612	.596
15. Damon Huard	1993	116-197	.589

Career (Min. 200 completions)

Name	Comp.-Att.	Pct.
1. Cyler Miles (2013-14)	256-390	.656
2. Keith Price (2010-13)	757-1,183	.640
3. Jake Browning (2015-)	476-759	.627
4. Damon Huard (1992-95)	472-790	.597
5. Tom Flick (1976-80)	281-471	.597
6. Cody Pickett (1999-03)	821-1,429	.575
7. Billy Joe Hobert (1990-92)	266-464	.573
8. Steve Pelluer (1980-83)	472-826	.571
9. Hugh Millen (1984-85)	249-439	.567
10. Marques Tuiasosopo (1997-2000)	457-817	.559

Touchdown Passes

Game

Name	No.	Opponent
1. Jake Browning	6	California, 2016
Jake Browning	6	Oregon, 2016
3. Jake Browning	5	Idaho, 2016
Keith Price	5	Colorado, 2012
Jake Locker	5	Oregon State, 2010
Chris Rowland	5	California, 1973
7. Jake Browning	4	Oregon State, 2015
Jake Browning	4	Arizona, 2015
Keith Price	4	Baylor, 2011 Alamo Bowl
Keith Price	4	Colorado, 2011
Keith Price	4	Nebraska, 2011
Keith Price	4	Hawai'i, 2011
Jake Locker	4	Syracuse, 2010
Jake Locker	4	Oregon, 2007
Jake Locker	4	UCLA, 2007
Cody Pickett	4	Oregon, 2002
Brock Huard	4	Oregon State, 1998
Brock Huard	4	Arizona State, 1998
Brock Huard	4	Washington State, 1997
Brock Huard	4	San Diego State, 1997
Brock Huard	4	Oregon State, 1996
Billy Joe Hobert	4	Oregon State, 1991
Chris Chandler	4	Washington State, 1986
Chris Chandler	4	BYU, 1986
Steve Pelluer	4	Oregon State, 1981
Chris Rowland	4	Washington State, 1973
Don Heinrich	4	Kansas State, 1950

Season

Name	Year	TDs
1. Jake Browning	2016	43
2. Keith Price	2011	33
3. Cody Pickett	2002	28
4. Brock Huard	1997	25
5. Billy Joe Hobert	1991	24
6. Keith Price	2013	21
Jake Locker	2009	21
8. Chris Chandler	1986	20
9. Keith Price	2012	19
10. Cary Conklin	1989	18

Career

Name	TDs
1. Keith Price (2010-13)	75
2. Jake Browning (2015-)	59
3. Cody Pickett (1999-03)	55
4. Jake Locker (2007-10)	53
Brock Huard (1996-98)	53
6. Damon Huard (1992-95)	36
Sonny Sixkiller (1970-72)	35
8. Chris Chandler (1984-87)	34
9. M. Tuiasosopo (1997-2000)	33
Cary Conklin (1986-89)	33
Don Heinrich (1949-52)	33
12. Billy Joe Hobert (1990-92)	29
13. Mark Brunell (1989-92)	28
14. Tom Flick (1976-80)	25
15. Chris Rowland (1973-75)	24

TD Passes Per Game

Season (Min. 9 games)

Name	Year	TDs	Gms.	Avg.
1. Jake Browning	2016	43	14	3.07
2. Keith Price	2011	33	13	2.54
3. Brock Huard	1997	25	11	2.27
4. Cody Pickett	2002	28	13	2.15
5. Billy Joe Hobert	1991	24	12	2.00
6. Jake Locker	2009	23	12	1.92
7. Keith Price	2013	21	12	1.75
8. Chris Chandler	1986	20	12	1.67
9. Brock Huard	1998	15	10	1.50
Cary Conklin	1989	18	12	1.50
Sonny Sixkiller	1970	15	10	1.50
12. Keith Price	2012	19	13	1.46
13. Cyler Miles	2014	17	12	1.42
Jake Locker	2010	17	12	1.42
15. Don Heinrich	1950	14	10	1.40

Career (Min. 18 games)

Name	TDs	Gms.	Avg.
1. Jake Browning (2015-)	59	26	2.269
2. Keith Price (2010-13)	75	46	1.630
3. Brock Huard (1996-98)	53	33	1.606
4. Cody Pickett (1999-02)	55	40	1.375
5. Jake Locker (2007-10)	53	40	1.325
6. Sonny Sixkiller (1970-72)	35	28	1.250
7. Billy Joe Hobert (1990-92)	29	25	1.160
8. Chris Chandler (1984-87)	34	32	1.063
9. Don Heinrich (1949-52)	33	30	1.100
10. Cyler Miles (2013-14)	21	20	1.050

Passing Efficiency

Season (Min. 100 completions)

Name	Year	Rating
1. Jake Browning	2016	167.5
2. Keith Price	2011	161.9
3. Brock Huard	1997	153.8
4. Keith Price	2013	153.3
5. Damon Huard	1995	143.6
6. Don Heinrich	1950	143.6
7. Cyler Miles	2014	142.4
8. Billy Joe Hobert	1991	142.0
9. Jake Browning	2015	139.7
10. Warren Moon	1977	133.1
11. Tom Flick	1980	132.0
12. Cody Pickett	2002	131.3
13. Jake Locker	2009	130.1
14. Isaiah Stanback	2005	128.8
15. Mark Brunell	1992	126.7

Career (Min. 200 completions)

Name (Years)	Rating
1. Jake Browning (2015-)	154.0
2. Keith Price (2010-13)	143.2
3. Cyler Miles (2013-14)	141.0
4. Jake Browning (2015-)	139.7
5. Damon Huard (1992-95)	130.3
6. Tom Flick (1976-80)	130.0
7. Brock Huard (1996-98)	129.7
8. Billy Joe Hobert (1990-92)	129.3
9. Cody Pickett (1999-03)	124.1
10. Mark Brunell (1989-92)	123.6

Pass Interceptions Thrown

Game

Name	No.	Opponent
1. Sonny Sixkiller	6	Oregon State, 1970
2. Carl Bonnell	5	California, 2006
Cody Pickett	5	Miami, 2001
Brock Huard	5	Washington State, 1997
Don Heinrich	5	UCLA, 1952
5. Casey Paus	4	Oregon, 2004
Cody Pickett	4	UCLA, 2002
Cody Pickett	4	Arizona, 2001
Brock Huard	4	USC, 1998
Damon Huard	4	California, 1993
Hugh Millen	4	Arizona State, 1985
Greg Collins	4	Stanford, 1972
Sonny Sixkiller	4	Illinois, 1971
Sonny Sixkiller	4	California, 1970
Tom Sparlin	4	USC, 1966

Season

Name	Year	Int.
1. Chris Rowland	1973	24
2. Sonny Sixkiller	1970	22
3. Tom Sparlin	1966	19
4. Sonny Sixkiller	1971	18
5. Casey Paus	2004	17
Don Heinrich	1952	17
Cary Conklin	1989	17
8. Cody Pickett	2001	16
9. Brock Huard	1998	15
Chris Chandler	1986	15
11. Cody Pickett	2002	14
Chris Chandler	1987	14
Hugh Millen	1985	14
Sandy Lederman	1953	14
15. Keith Price	2012	13
Ronnie Fouch	2008	13
Cody Pickett	2003	13
Tom Flick	1980	13
Gene Willis	1969	13
Bob Hivner	1958	13

Career

Name	Int.
1. Sonny Sixkiller (1970-72)	51
2. Cody Pickett (1999-03)	44
3. Chris Rowland (1973-75)	40
4. Cary Conklin (1986-89)	36
5. Jake Locker (2007-10)	35
6. Chris Chandler (1984-87)	33
Don Heinrich (1949-52)	33
8. Brock Huard (1996-98)	31
9. Keith Price (2010-13)	30
10. Marques Tuiasosopo (1997-2000)	29
11. Damon Huard (1992-95)	28
12. Steve Pelluer (1980-83)	27
13. Hugh Millen (1984-85)	23
Tom Flick (1976-80)	23

Interception Percentage

Season (Min. 100 attempts)

Name	Year	PA	INT	Pct.
1. Cyler Miles	2014	329	4	.0121
2. Isaiah Stanback	2006	189	3	.0159
3. Warren Moon	1975	122	2	.0164
4. Keith Price	2013	352	6	.0170
5. Mark Brunell	1992	219	4	.0183
6. Damon Huard	1995	313	6	.0192
7. Billy Joe Hobert	1992	136	3	.0220
8. Steve Pelluer	1983	357	8	.0224
9. Isaiah Stanback	2005	264	6	.0227
10. Cody Pickett	2002	612	14	.0229
11. Jake Browning	2016	391	8	.0230
12. Brock Huard	1996	254	6	.0236
13. Bill Douglas	1963	113	3	.0265
14. Jake Locker	2010	332	9	.0271
15. Jake Browning	2015	368	10	.0272

Career (Min. 400 attempts)

Name	PA	INT	Pct.
1. Isaiah Stanback (2003-06)	523	12	.0229
2. Jake Browning (2015-)	759	19	.0250
3. Keith Price (2010-13)	1,183	30	.0254
4. Mark Brunell (1989-92)	563	17	.0302
5. Jake Locker (2007-10)	1,147	35	.0305
6. Cody Pickett (1999-03)	1,429	44	.0308
7. Steve Pelluer (1980-83)	826	27	.0327
8. Billy Joe Hobert (1990-92)	464	16	.0345
9. Brock Huard (1996-98)	875	31	.0354
Damon Huard (1992-95)	790	28	.0354

200-yard Passing Performances

Season

Name	No.	Year
1. Cody Pickett	13	2002
2. Cody Pickett	10	2003
3. Jake Browning	9	2016
Keith Price	9	2011
5. Jake Browning	8	2015
Jake Locker	8	2009
Cary Conklin	8	1989
8. Keith Price	7	2013
Jake Locker	7	2010
Marques Tuiasosopo	7	2000
Marques Tuiasosopo	7	1999
Billy Joe Hobert	7	1991

Career

Name	No.
1. Cody Pickett	29
2. Keith Price	22
3. Jake Locker	20
4. Jake Browning	18
5. Marques Tuiasosopo	16
6. Brock Huard	14
7. Cary Conklin	12
Sonny Sixkiller	12
9. Damon Huard	11
10. Steve Pelluer	10
Chris Chandler	10

Most Consecutive 200-yard Games

(Regular Season Only)

1. Cody Pickett	20	2002-03
2. Keith Price	7	2011
3. Jake Browning	6	2015
Brock Huard	6	1997
5. M. Tuiasosopo	5	2000
Cary Conklin	5	1989

Longest Pass Plays (50+ Yards)

Quarterback to Receiver	Yards	Opponent
1. Jake Locker to Marcel Reece	98 (TD)	Arizona, 2007
2. Jeff Lindquist to John Ross	91 (TD)	Hawai'i, 2014
3. Cody Pickett to Reggie Williams	89 (TD)	San Jose State, 2002
4. Cody Pickett to Charles Frederick	87 (TD)	Oregon State, 2003
5. Cyler Miles to John Ross	86 (TD)	California, 2014
Carl Bonnell to Cody Ellis	86 (TD)	Oregon State, 2007
7. Tom Flick to Willie Rosborough	84 (TD)	Air Force, 1980
8. Jake Locker to Anthony Russo	83 (TD)	Oregon, 2007
Marques Tuiasosopo to Todd Elstrom	83 (TD)	California, 1999
Brock Huard to Corey Dillon	83 (TD)	San Jose State, 1996
Jake Browning to Dwayne Washington	81 (TD)	Utah State, 2015
Keith Price to Jermaine Kearse	80 (TD)	Baylor, 2011 Alamo Bowl
Jake Locker to D'Andre Goodwin	80 (TD)	California, 2010
Cody Pickett to Reggie Williams	80 (TD)	Arizona, 2002
Tom Manke to Harrison Wood	80 (TD)	Air Force, 1967
Steve Roake to J. Houston to C. Lewis*	80 (TD)	USC, 1955
Don Heinrich to George Black	80 (TD)	UCLA, 1952
Frank Waskowitz to Merle Miller	80 (TD)	Washington State, 1937
Damon Huard to Andre DeSaussure & Dave Janoski #	79 (TD)	Arizona State, 1995
Jake Browning to Marvin Hall	78 (TD)	Sacramento State, 2015
Cody Pickett to Paul Arnold	78 (TD)	Arizona, 2001
Warren Moon to Spider Gaines	78 (TD)	Washington State, 1975
Casey Paus to Craig Chambers	77 (TD)	California, 2004
Sam Mitchell to Hugh McElhenny	77 (TD)	Illinois, 1951
Cary Conklin to Andre Riley	76	Purdue, 1989
Jake Browning to Chico McClatcher	75 (TD)	Arizona State, 2016
Cyler Miles to John Ross	75 (TD)	Illinois, 2014
Cody Pickett to Patrick Reddick	75 (TD)	Arizona, 2001
Damon Huard to Richard Thomas	75 (TD)	Miami, 1994
Chris Rowland to Ken Conley	75 (TD)	Washington State, 1973
Cody Pickett to Reggie Williams	74 (TD)	Stanford, 2003
Cody Pickett to Charles Frederick	74 (TD)	Idaho, 2002
Cody Pickett to Reggie Williams	74	Michigan, 2001
Tom Porras to Spider Gaines	74 (TD)	Alabama, 1978
Hugh Millen to Mark Pattison	73 (TD)	Michigan, 1984
Dennis Fitzpatrick to Scott Phillips	73 (TD)	Duke, 1973
Tom Porras to Spider Gaines	72 (TD)	USC, 1978
Sonny Sixkiller to Tom Scott	72	UCLA, 1972
Greg Collins to Larry Dumas	72 (TD)	California, 1971
Billy Joe Hobert to Mario Bailey	71 (TD)	Kansas State, 1991
Jake Browning to John Ross	70 (TD)	USC, 2016
Keith Price to Kevin Smith	70 (TD)	Arizona State, 2013
Keith Price to Chris Polk	70 (TD)	California, 2011
Cody Pickett to Reggie Williams	70 (TD)	Indiana, 2003
Billy Joe Hobert to Mario Bailey	70 (TD)	Toledo, 1991
Steve Pelluer to Danny Greene	70 (TD)	UCLA, 1983
Tom Sparlin to Dave Williams	70 (TD)	Oregon, 1965
Carl Bonnell to Marcel Reece	69 (TD)	Washington State, 2006
Isaiah Stanback to Craig Chambers	69 (TD)	Arizona, 2005
Isaiah Stanback to Marlon Wood	69	Notre Dame, 2005
Billy Joe Hobert to Orlando McKay	69 (TD)	Washington State, 1991
Cary Conklin to Andre Riley	69 (TD)	Arizona State, 1989
Steve Pelluer to Anthony Allen	69 (TD)	Kansas State, 1981

Tom Flick to Aaron Williams	69 (TD)	Navy, 1980
Sandy Lederman to George Black	69 (TD)	Utah, 1953
Cyler Miles to Darrell Daniels	68 (TD)	Oregon State, 2014
Keith Price to Jaydon Mickens	68 (TD)	California, 2013
Brock Huard to Theron Hill	68 (TD)	Oregon State, 1992
Sonny Sixkiller to Dennis BrimHall	68 (TD)	California, 1971
Brock Huard to Gerald Harris	67 (TD)	Arizona State, 1996
Jake Browning to John Ross	67 (TD)	California, 2016
Mark Brunell to Greg Lewis	67	USC, 1990
Jake Locker to Jermaine Kearse	66 (TD)	Washington State, 2010
Brock Huard to Chris Juergens	66	Oregon, 1998
Cody Pickett to Paul Arnold	66 (TD)	UCLA, 2002
Damon Huard to Mark Bruener	66 (TD)	Stanford, 1993
Sonny Sixkiller to Tom Scott	66 (TD)	UCLA, 1971
Isaiah Stanback to Sonny Shackelford	65 (TD)	Washington State, 2005
Gene Willis to Dan Roberson	65 (TD)	UCLA, 1969
Talbot George to Mike McCluskey	65 (TD)	Oregon State, 1956
Don Heinrich to Roland Kirkby	65 (TD)	Kansas State, 1950
Sam Mitchell to Hugh McElhenny	65 (TD)	California, 1951
Carl Bonnell to Cody Ellis	64 (TD)	Washington State, 2006
Mark Brunell to Jason Shelley	64 (TD)	Michigan, 1993
Hugh Millen to Lonzell Hill	64 (TD)	Arizona State, 1985
Sonny Sixkiller to Pete Taggares	64 (TD)	Washington State, 1972
Jake Locker to Marcel Reece	63 (TD)	Washington State, 2007
Jake Locker to Anthony Russo	63 (TD)	UCLA, 2007
Casey Paus to Reggie Williams	63 (TD)	Oregon, 2003
Brock Huard to Reggie Davis	63 (TD)	Arizona State, 1998
Chris Chandler to Lonzell Hill	63 (TD)	Oregon State, 1986
Fred Provo to Dev Gossett	63 (TD)	Stanford, 1946
Gene Willis to Ralph Bayard	62 (TD)	Washington State, 1969
Cody Pickett to Paul Arnold	62 (TD)	California, 2001
Ronnie Fouch to Jermaine Kearse	62	Arizona, 2008
Jake Browning to Dante Pettis	61 (TD)	Washington State, 2016
Isaiah Stanback to Anthony Russo	61	Arizona State, 2005
Jake Browning to John Ross	60	California, 2016
Keith Price to Jermaine Kearse	60	Baylor, 2011 Alamo Bowl
Keith Price to Devin Aguilar	59	Hawai'i, 2011
M. Tuiasosopo to Jerramy Stevens	59	Oregon, 2000
Chris Chandler to Brian Slater	59	Oregon, 1987
Sonny Sixkiller to Ira Hammon	59 (TD)	Michigan State, 1970
Sam Mitchell to Hugh McElhenny	59 (TD)	UCLA, 1951
Jake Locker to Marcel Reece	58 (TD)	Boise State, 2007
Cody Pickett to Reggie Williams	58	Washington St., 2001
Tom Porras to Spider Gaines	58 (TD)	Alabama, 1978
Tom Sparlin to Jim Cope	58 (TD)	USC, 1966
Bob Dunn to Dick Payseno	58 (TD)	Colorado, 1957
Don Heinrich to Bill Earley	58 (TD)	Oregon, 1952
Jerry Kaloper to Carl Wojciechowski	58	Idaho, 1968
Cyler Miles to John Ross	57 (TD)	Idaho State, 2013
Jake Locker to Jermaine Kearse	57 (TD)	Syracuse, 2010
Casey Paus to Shelton Sampson	57	Arizona, 2004
Chris Rowland to Scott Phillips	57	Cincinnati, 1974
Dennis Fitzpatrick to Wayne Moses	57	Syracuse, 1973
Steve Hanzlik to Darrell Downey	57 (TD)	Navy, 1970
Sandy Lederman to Mike Monroe	57 (TD)	Colorado, 1953
Isaiah Stanback to Anthony Russo	56	Oregon State, 2006
Isaiah Stanback to Sonny Shackelford	56 (TD)	California, 2005
Mark Brunell to Greg Lewis	56 (TD)	California, 1990
Chris Rowland to Gordy Bronson	56 (TD)	Oregon State, 1975
James Anderson to Eddie King	56 (TD)	Duke, 1973
Sonny Sixkiller to Scott Krieg	56 (TD)	Texas Christian, 1971
Tod Hullin to Dave Williams	56 (TD)	UCLA, 1965
Cyler Miles to John Ross	55 (TD)	Eastern Wash., 2014
Isaiah Stanback to Quintin Daniels	55 (TD)	Arizona, 2006
Dane Looker to Joe Jarzynka	55 (TD)	Washington State, 1999
Cary Conklin to Scott Fitzgerald	55	Stanford, 1988
Cyler Miles to Jaydon Mickens	54 (TD)	Oregon State, 2014
M. Tuiasosopo to Jerome Pathon	54	Nebraska, 1997
Damon Huard to Jason Shelley	54	San Jose State, 1993
Cary Conklin to Brian Slater	54 (TD)	USC, 1988
Warren Moon to Spider Gaines	54 (TD)	Minnesota, 1977
Tod Hullin to Dave Williams	54 (TD)	Washington State, 1965
Jake Browning to Josh Perkins	53	Utah, 2015
Keith Price to Kevin Smith	53	USC, 2011
Nick Montana to Kasen Williams	53	Oregon, 2011
Ronnie Fouch to D'Andre Goodwin	53	Arizona State, 2008
Brock Huard to Andre DeSaussure	53	UCLA, 1998
Brock Huard to Jerome Pathon	53 (TD)	San Diego State, 1997
Chris Chandler to Brian Slater	53	Arizona State, 1987
Bob Schloreedy to Don McKeta	53	Oregon State, 1959

Keith Price to James Johnson	52 (TD)	Nebraska, 2011
Isaiah Stanback to Sonny Shackelford	52 (TD)	Oregon State, 2004
Cody Pickett to Reggie Williams	52 (TD)	Nevada, 2003
Brock Huard to Chris Juergens	52 (TD)	BYU, 1998
Damon Huard to Eric Bjornson	52 (TD)	USC, 1994
Damon Huard to Jason Shelly	52 (TD)	San Jose State, 1993
Warren Moon to Spider Gaines	52	UCLA, 1977
Sonny Sixkiller to Bo Cornell	52 (TD)	Stanford, 1970
Jake Browning to John Ross	51	Oregon State, 2016
Jake Locker to Johri Fogerson	51	LSU, 2009
Carl Bonnell to Cody Ellis	51	California, 2007
Isaiah Stanback to Anthony Russo	51	Oklahoma, 2006
Cody Pickett to Charles Frederick	51 (TD)	Michigan, 2002
Marques Tuiasosopo to Dane Looker	51	Utah State, 1998
Damon Huard to Jerome Pathon	51	Stanford, 1995
Damon Huard to Eric Bjornson	51 (TD)	Oregon, 1994
Warren Moon to Spider Gaines	51 (TD)	Syracuse, 1977
Jake Browning to John Ross	50 (TD)	Rutgers, 2016
Dante Pettis to Darrell Daniels	50	Washington State, 2016
Keith Price to Marvin Hall	50	UCLA
Jake Locker to Jermaine Kearse	50 (TD)	Washington State, 2009
Isaiah Stanback to Sonny Shackelford	50	Arizona, 2006
Cary Conklin to Andre Riley	50	Arizona, 1989
Chris Chandler to Sterling Hill	50 (TD)	Washington State, 1985
Warren Moon to Spider Gaines	50 (TD)	Minnesota, 1976
Sonny Sixkiller to Tom Scott	50 (TD)	UCLA, 1971
Tod Hullin to Dave Williams	50 (TD)	UCLA, 1965
Don Heinrich to Fritz Apking	50 (TD)	UCLA, 1950

* - Houston lateraled to Lewis, who went final 55 yards.

- Janoski ran 35 yards with recovered fumble

Longest Non-Scoring Pass Plays

Quarterback to Receiver	Yards	Opponent
1. Cary Conklin to Andre Riley	76	Purdue, 1989
2. Cody Pickett to Reggie Williams	74	Michigan, 2001
3. Sonny Sixkiller to Tom Scott	72	UCLA, 1972
4. Isaiah Stanback to Marlon Wood	69	Notre Dame, 2005
5. Mark Brunell to Greg Lewis	67	USC, 1990
6. Brock Huard to Chris Juergens	66	Oregon, 1998
7. Isaiah Stanback to Anthony Russo	61	Arizona State, 2005
8. Jake Browning to John Ross	60	California, 2016
Keith Price to Jermaine Kearse	60	Baylor, 2011 Alamo Bowl
9. Keith Price to Devin Aguilar	59	Hawai'i, 2011
M. Tuiasosopo to Jerramy Stevens	59	Oregon, 2000
Chris Chandler to Brian Slater	59	Oregon, 1987

Most 50+ yard Passes

Season	Name	No.	Year
1.	Jake Browning	8	2016
2.	Cyler Miles	5	2014
	Jake Locker	5	2007
	Isaiah Stanback	5	2005
	Cody Pickett	5	2002
	Cody Pickett	5	2001
7.	Keith Price	4	2011
	Isaiah Stanback	4	2006
	Cody Pickett	4	2003
	Brock Huard	4	1998
	Sonny Sixkiller	4	1971

Career

Name	No.
1. Cody Pickett	14
2. Jake Browning	11
3. Jake Locker	10
Isaiah Stanback	10
5. Keith Price	9
Damon Huard	9
7. Brock Huard	7
Sonny Sixkiller	7
9. Cyler Miles	6
10. Cary Conklin	5
Warren Moon	5

Yearly Passing Leaders

Year	Name	Att.	Comp.	Yds.	Int.	TD	Pct.
2016	Jake Browning	391	243	3,430	9	43	.621
2015	Jake Browning	368	233	2,955	10	16	.633
2014	Cyler Miles	329	219	2,387	4	17	.666
2013	Keith Price	352	233	2,966	6	21	.662
2012	Keith Price	432	263	2,726	13	19	.609
2011	Keith Price	362	242	3,063	11	33	.669
2010	Jake Locker	332	184	2,265	9	17	.554
2009	Jake Locker	394	230	2,800	11	21	.584
2008	Ronnie Fouch	250	113	1,339	13	4	.452
2007	Jake Locker	328	155	2,062	15	14	.473
2006	Isaiah Stanback	189	101	1,325	3	10	.534
2005	Isaiah Stanback	264	143	2,136	6	9	.542
2004	Casey Paus	274	116	1,476	17	5	.423
2003	Cody Pickett	454	257	3,043	13	15	.566
2002	Cody Pickett	612	365	4,458	14	28	.596
2001	Cody Pickett	355	196	2,696	16	12	.552
2000	M. Tuiasosopo	345	186	2,284	11	15	.539
1999	M. Tuiasosopo	322	189	2,418	12	12	.587
1998	Brock Huard	347	191	2,191	15	15	.550
1997	Brock Huard	274	164	2,319	10	25	.599
1996	Brock Huard	254	129	1,881	6	13	.508
1995	Damon Huard	313	198	2,609	6	13	.635
1994	Damon Huard	275	153	1,887	12	13	.556
1993	Damon Huard	197	116	1,282	10	9	.589
1992	Mark Brunell	219	127	1,612	4	7	.580
1991	Billy Joe Hobert	319	191	2,463	12	24	.599
1990	Mark Brunell	275	132	1,895	9	16	.480
1989	Cary Conklin	404	229	2,786	17	18	.567
1988	Cary Conklin	302	153	1,833	12	11	.507
1987	Chris Chandler	279	143	1,973	14	11	.513
1986	Chris Chandler	318	180	2,193	15	20	.566
1985	Hugh Millen	264	158	1,565	14	6	.598
1984	Hugh Millen	175	91	1,092	9	6	.520
1983	Steve Pelluer	357	232	2,365	8	11	.650
1982	Steve Pelluer	200	113	1,248	10	10	.565
1981	Steve Pelluer	263	125	1,280	9	9	.475
1980	Tom Flick	319	191	2,460	13	15	.599
1979	Tom Flick	122	71	852	6	6	.582
1978	Tom Porras	176	84	1,151	8	6	.477
1977	Warren Moon	222	125	1,772	9	12	.563
1976	Warren Moon	175	81	1,106	8	6	.463
1975	Chris Rowland	117	45	597	6	4	.380
1974	Chris Rowland	124	59	848	10	5	.476
1973	Chris Rowland	234	97	1,521	24	15	.415
1972	Sonny Sixkiller	152	73	1,125	11	7	.480
1971	Sonny Sixkiller	297	126	2,068	18	13	.424
1970	Sonny Sixkiller	362	186	2,303	22	15	.514
1969	Gene Willis	99	33	568	13	5	.330
1968	Jerry Kaloper	115	43	595	9	0	.374
1967	Tom Manke	81	32	613	8	5	.395
1966	Tom Sparlin	165	68	954	19	4	.412
1965	Tod Hullin	168	90	1,318	9	13	.536
1964	Bill Douglas	64	33	360	5	0	.515
1963	Bill Douglas	113	64	952	3	6	.566
1962	Bill Siler	27	15	294	2	3	.556
1961	Pete Ohler	59	17	394	8	3	.288
1960	Bob Hivner	58	31	580	4	6	.534
1959	Bob Schloretdt	82	44	835	2	5	.537
1958	Bob Hivner	115	48	587	13	3	.417
1957	Bob Dunn	55	16	227	3	2	.291
1956	Al Ferguson	41	20	418	2	3	.488
1955	Steve Roake	61	27	410	2	3	.443
1954	Bob Cox	146	66	809	12	4	.452
1953	Sandy Lederman	189	92	1,157	14	8	.482
1952	Don Heinrich	270	137	1,647	17	13	.507
1951	Sam Mitchell	167	79	1,102	9	8	.473
1950	Don Heinrich	221	134	1,846	9	14	.604
1949	Don Heinrich	119	64	899	7	6	.538
1948	Ansel McCullough	105	53	618	7	4	.505
1947	Dick Ottele	30	10	147	4	—	.333
1946	Fred Provo	46	27	435	5	—	.587
1942-45	Statistics unavailable						
1941	Bob Erickson	58	20	204	7	—	.345
1940	Dean McAdams	83	29	475	10	—	.349
1939	Dean McAdams	76	35	477	5	—	.461
1938	Bill Gleason	38	13	209	8	—	.342
1937	Frank Waskowitz	67	19	407	6	—	.284

Yearly Longest Pass

Year	Yards	Player vs. Opponent
2016	75 yards (td)	Jake Browning at Arizona State
2015	81 yards (td)	Jake Browning vs. Utah State
2014	91 yards (td)	Jeff Lindquist at Hawai'i
2013	70 yards (td)	Keith Price vs. Arizona State
2012	47 yards	Keith Price vs. Utah
2011	80 yards (td)	Keith Price vs. Baylor
2010	80 yards (td)	Jake Locker at California
2009	51 yards	Jake Locker vs. LSU
2008	62 yards	Ronnie Fouch at Arizona
2007	98 yards (td)	Jake Locker vs. Arizona
2006	69 yards (td)	Carl Bonnell at Washington State
2005	69 yards (td)	Isaiah Stanback vs. Arizona
2004	77 yards (td)	Casey Paus vs. California
2003	87 yards (td)	Cody Pickett vs. Oregon State
2002	89 yards (td)	Cody Pickett vs. San Jose State
2001	78 yards (td)	Cody Pickett vs. Arizona
2000	59 yards	Marques Tuiasosopo at Oregon
1999	83 yards (td)	Marques Tuiasosopo at California
1998	66 yards	Brock Huard at Arizona State
1997	54 yards	Marques Tuiasosopo vs. Nebraska
1996	83 yards (td)	Brock Huard vs. San Jose State
1995	79 yards (td)	Damon Huard vs. Arizona State
1994	75 yards (td)	Damon Huard at Miami
1993	66 yards (td)	Damon Huard vs. Stanford
1992	68 yards (td)	Damon Huard vs. Oregon State
1991	71 yards (td)	Billy Joe Hobert vs. Kansas State
1990	67 yards	Mark Brunell vs. USC
1989	76 yards	Cary Conklin vs. Purdue
1988	55 yards	Cary Conklin vs. Stanford
1987	59 yards	Chris Chandler vs. Oregon
1986	63 yards (td)	Chris Chandler vs. Oregon State
1985	64 yards (td)	Hugh Millen vs. Arizona State
1984	73 yards (td)	Hugh Millen vs. Stanford
1983	70 yards (td)	Steve Pelluer vs. UCLA
1982	47 yards	Steve Pelluer vs. Oregon State
1981	69 yards (td)	Steve Pelluer vs. Kansas State
1980	84 yards (td)	Tom Flick vs. Air Force
1979	46 yards	Tom Flick vs. USC
1978	74 yards (td)	Tom Porras vs. Alabama
1977	54 yards (td)	Warren Moon vs. Minnesota
1976	50 yards (td)	Warren Moon vs. Minnesota
1975	78 yards (td)	Warren Moon vs. Washington State
1974	57 yards	Chris Rowland vs. Cincinnati
1973	75 yards (td)	Chris Rowland vs. Washington State
1972	72 yards	Sonny Sixkiller vs. UCLA
1971	72 yards (td)	Greg Collins vs. California
1970	59 yards (td)	Sonny Sixkiller vs. Michigan State
1969	65 yards (td)	Gene Willis vs. UCLA
1968	58 yards	Jerry Kaloper vs. Idaho
1967	80 yards (td)	Tom Manke vs. Air Force
1966	58 yards (td)	Tom Sparlin vs. USC
1965	70 yards (td)	Tom Sparlin vs. Oregon
1964	28 yards	Tod Hullin at Washington State
1963	53 yards	Bill Douglas vs. USC
1962	45 yards	Bill Siler vs. Washington State
1961	47 yards	Pete Ohler vs. Pittsburgh
1960	48 yards	Bob Hivner vs. Pacific
1959	53 yards	Bob Schloredt vs. Oregon State
1958	37 yards (td)	Bob Hivner vs. Oregon
1957	58 yards (td)	Bob Dunn vs. Colorado
1956	65 yards (td)	Talbot George vs. Oregon State
1955	80 yards (td)	Steve Roake vs. USC
1954	42 yards	Bob Cox vs. Baylor
1953	69 yards (td)	Sandy Lederman vs. Utah
1952	80 yards (td)	Don Heinrich vs. Stanford
1951	77 yards (td)	Sam Mitchell vs. Illinois

Single-Game Passing Performances

Yds.	Name	Opponent	Year	W-L
455	Cody Pickett	Arizona	2001	W
438	Keith Price	Baylor	2011*	L
438	Cody Pickett	Idaho	2002	W
429	Cody Pickett	UCLA	2002	L
428	Cary Conklin	Arizona State	1989	L
405	Jake Browning	Arizona State	2015	L
404	Cody Pickett	Wyoming	2002	W
399	Cody Pickett	California	2002	L
387	Sonny Sixkiller	Purdue	1971	W
378	Jake Browning	California	2016	W
376	Keith Price	California	2013	W
371	Cody Pickett	Washington State	2001	W
368	Jake Browning	Utah State	2015	W
368	Cody Pickett	Washington State	2002	W
360	Sonny Sixkiller	Oregon State	1970	W
354	Chris Rowland	Washington State	1973	L
354	Cary Conklin	Arizona	1989	L
354	Tod Hullin	UCLA	1965	L
353	Isaiah Stanback	Notre Dame	2005	L
351	Cody Pickett	Arizona	2003	L

350	Keith Price	Stanford	2013	L
350	Cody Pickett	USC	2002	L
350	Tim Cowan	Maryland	1982*	W
347	Cody Pickett	San Jose State	2002	W
345	Cody Pickett	Arizona	2002	W
342	Keith Price	Illinois	2013	W
341	Sonny Sixkiller	USC	1970	L
338	Jake Browning	Arizona State	2016	W
337	Cody Pickett	Nevada	2003	L
336	Jake Locker	Arizona	2007	L
328	Casey Paus	California	2004	L
328	Chris Rowland	Texas	1974	L
327	Damon Huard	Oregon	1995	L
326	Jake Browning	Sacramento State	2015	W
324	Keith Price	Boise State	2013	W
321	Jake Locker	LSU	2009	L
318	Cody Pickett	Michigan	2002	L
318	Brock Huard	Arizona State	1998	W
317	Chris Chandler	Oregon	1987	L
316	Cody Pickett	Oregon	2002	W
316	Tom Flick	Air Force	1980	W
316	Taylor Barton	UCLA	2001	L
315	Keith Price	Hawai'i	2011	W
315	Cary Conklin	California	1988	W
314	Chris Chandler	Stanford	1987	W
313	Keith Price	Colorado	2013	W
313	Brock Huard	San Diego State	1997	W
312	Steve Pelluer	LSU	1983	L
311	Brock Huard	Arizona	1996	W
311	Chris Rowland	California	1973	L
311	Tom Flick	Washington State	1980	W
310	Jake Locker	USC	2010	W
308	Mark Brunell	Michigan	1993*	L
305	Steve Pelluer	UCLA	1983	L
304	Jake Browning	Oregon	2016	W
302	Marques Tuiasosopo	Stanford	1999	W
301	Isaiah Stanback	California	2005	L
301	Brock Huard	USC	1998	L
300	Marques Tuiasosopo	California	1999	W
295	Damon Huard	Stanford	1995	W
294	Jake Browning	Idaho	2016	W
293	Isaiah Stanback	Arizona	2006	W
293	Cody Pickett	Texas	2001*	L
292	Jake Browning	Washington State	2016	W
292	Keith Price	California	2011	W
292	Don Heinrich	Kansas State	1950	W
291	Jake Browning	Oregon State	2016	W
291	Keith Price	Washington State	2011	W
291	Cody Pickett	Stanford	2001	W
291	Cody Pickett	California	2001	W
290	Cody Pickett	Indiana	2003	W
289	Jake Locker	Syracuse	2010	W
289	Brock Huard	Oregon	1998	L
287	Jake Browning	Rutgers	2016	W
286	Jake Locker	Oregon State	2010	W
285	Cody Pickett	Oregon State	2003	W
285	Brock Huard	BYU	1997	W
284	Jake Browning	Southern Miss	2015*	W
284	Carl Bonnell	California	2006	L
283	Brock Huard	Washington State	1997	L
283	Billy Joe Hobert	Nebraska	1991	W
282	Tom Flick	Michigan	1981*	L
281	Jake Locker	Notre Dame	2009	L
281	Cody Pickett	UCLA	2003	L
280	Cary Conklin	USC	1988	L
279	Jake Locker	Arizona State	2009	L
278	Tom Flick	Stanford	1980	W
277	Keith Price	Utah	2012	W
277	Keith Price	Arizona	2011	W
277	Sonny Sixkiller	UCLA	1970	W
276	Ronnie Fouch	Oregon State	2008	L
276	Damon Huard	Washington State	1995	W
276	Sonny Sixkiller	Michigan State	1970	W
275	Don Heinrich	Washington State	1950	W
274	Keith Price	Nebraska	2011	L
274	Cody Pickett	USC	2003	L
273	Cyler Miles	California	2014	W
272	Cody Pickett	Purdue	2002*	L
271	Carl Bonnell	Washington State	2006	W
271	Brock Huard	UCLA	1997	L
270	Marques Tuiasosopo	Nebraska	1997	L
269	Steve Pelluer	Michigan	1983	W
268	Cyler Miles	Oklahoma State	2014*	L
268	Damon Huard	Arizona State	1994	W
266	Jake Locker	BYU	2010	L
266	Jake Locker	Oregon	2009	L
263	Jake Browning	Arizona	2015	W
262	Cody Pickett	Oregon State	2002	W
261	Marques Tuiasosopo	Oregon	1997	L
260	Brock Huard	Oregon State	1998	W
259	Jake Browning	USC	2016	L

259	Damon Huard	UCLA	1995	W
259	Cary Conklin	Colorado	1989	L
257	Jake Browning	Utah	2015	L
257	Keith Price	Colorado	2011	W
257	Jake Locker	Oregon	2007	L
257	Sonny Sixkiller	California	1970	L
257	Warren Moon	Syracuse	1977	L
256	Keith Price	California	2012	L
256	Billy Joe Hobert	Oregon	1991	W
256	Sonny Sixkiller	Washington State	1970	W
256	Steve Pelluer	Texas El Paso	1982	W
255	Cody Pickett	Ohio State	2003	L
254	Damon Huard	Oregon	1994	L
253	Cyler Miles	Oregon State	2014	W
253	Jake Locker	Idaho	2009	W
253	Don Heinrich	Stanford	1952	W
252	Cody Pickett	Arizona State	2001	W
249	Cyler Miles	California	2014	W
248	Keith Price	Colorado	2012	W
248	Jake Locker	California	2009	W
247	Keith Price	Stanford	2011	L
247	Damon Huard	San Jose State	1993	W
245	Tom Flick	USC	1979	L
244	Billy Joe Hobert	Stanford	1991	W
243	Mark Brunell	Arizona	1992	L
243	Cliff McBride	California	1974	L
243	Don Heinrich	Stanford	1950	W
242	Keith Price	Boise State	2012*	L
242	Isaiah Stanback	Air Force	2005	L
241	Cary Conklin	San Jose State	1988	W
241	Tim Cowan	Washington State	1982	L
241	Sandy Lederman	Colorado	1953	L
240	Greg Collins	Pacific	1972	W
240	Steve Pelluer	Oregon State	1982	W
239	Damon Huard	Arizona State	1995	W
238	Chris Chandler	Arizona State	1986	L
238	Tom Sparlin	USC	1966	L
237	Jake Locker	California	2010	W
237	Jake Locker	USC	2009	W
237	Marques Tuiasosopo	BYU	1999	L
237	Cary Conklin	Arizona	1987	T
237	Damon Huard	California	1993	W
236	Billy Joe Hobert	Washington State	1991	W
236	Cary Conklin	USC	1989	L
236	Steve Pelluer	Navy	1983	W
235	Keith Price	California	2012	W
235	Jake Locker	UCLA	2009	L
234	Cody Pickett	Idaho	2003	W
234	Billy Joe Hobert	Kansas State	1991	W
234	Chris Chandler	Tulane	1987*	W
234	Steve Pelluer	California	1981	W
233	Carl Bonnell	Oregon State	2007	L
232	Hugh Millen	Oklahoma State	1985	L
231	Cody Pickett	Stanford	2003	W
230	Sonny Sixkiller	TCU	1971	W
230	Tom Flick	Arizona	1980	W
229	Marques Tuiasosopo	Oregon	2000	L
229	Steve Pelluer	San Diego State	1982	W
228	Billy Joe Hobert	Arizona State	1991	W
228	Tom Flick	Navy	1980	L
226	Keith Price	Utah	2011	W
226	Jake Locker	Washington State	2010	W
226	Don Heinrich	Idaho	1952	W
225	Cody Pickett	California	2003	L
225	Marques Tuiasosopo	California	2000	W

* indicates bowl game

Husky Quarterback History

Keith Price (2010-2013)

- Set UW career records for TDs, completion pct., passing efficiency and interception pct.
- Finished second in career passing yards, completions and attempts

Passing	G-S	Att.	Comp.	Yds.	TD	Int.	Pct.	LG
2010	8-1	37	19	164	2	0	.514	28
2011	13-13	362	242	3,063	33	11	.669	80
2012	13-13	432	263	2,726	19	13	.609	47
2013	12-12	352	233	2,966	21	6	.662	70
Totals	46-39	1,183	757	8,919	75	30	.640	80

Jake Locker (2007-2010)

- Easily the leading rushing QB in Husky history with 1,939 yards
- Finished second in career passing yards, completions, attempts and touchdowns
- 2007 Pac-10 Freshman of the Year
- Drafted in the first round (8th overall) of the 2011 NFL Draft

Passing	G-S	Att.	Comp.	Yds.	TD	Int.	Pct.	LG
2007	12-12	328	155	2062	14	15	.473	98
2008	4-4	93	50	512	1	0	.538	48
2009	12-12	394	230	2800	21	11	.584	51
2010	12-12	332	184	2265	17	9	.554	80
Totals	40-40	1147	619	7639	53	35	.540	98

Cody Pickett (1999-2003)

- Became first 4,000-yard passer in Pac-10 history with record-setting 4,458 yards in 2003
- Career passing total of 10,220 yards is fourth-highest in Pac-10 history
- Owns seven of the top-10 single-game passing yardage records in UW history
- Finished UW career holding 21 different UW passing records

Passing	G-S	Att.	Comp.	Yds.	TD	Int.	Pct.	LG
1999	1-0	4	0	0	0	1	.000	0
2000	3-0	4	3	23	0	0	.750	12
2001	11-11	355	196	2696	12	16	.552	78
2002	13-13	612	365	4458	28	14	.596	89
2003	12-12	454	257	3043	15	13	.566	87
Totals	40-36	1429	821	10220	55	44	.575	89

Marques Tuiasosopo (1997-2000)

- 2001 Rose Bowl MVP and 2000 Pac-10 Offensive Player of the Year
- Set UW career record in total offense
- Eighth in voting for 2000 Heisman Trophy
- Only player in college football history to rush for 200 yds. and pass for 300 yds. in a game
- Member of the AFC Champion Oakland Raiders in 2002

Passing	G-S	Att.	Comp.	Yds.	TD	Int.	Pct.	LG
1997	10-1	64	37	650	3	1	.578	54
1998	12-2	86	45	527	3	5	.523	51
1999	12-12	322	189	2418	12	12	.587	83
2000	12-12	345	186	2284	15	11	.539	59
Totals	46-27	817	457	5879	33	29	.559	83

Rushing	G-S	TC	Yds.	Lost	Net	Avg.	TD	LG
1997	10-1	40	190	73	117	2.9	1	42
1998	12-2	47	377	39	338	7.2	7	46
1999	12-12	149	783	212	571	3.8	6	30
2000	12-12	141	695	226	469	3.3	7	46
Totals	46-27	377	2045	550	1495	4.0	21	46

Brock Huard (1996-98)

- Broke brother Damon's UW career record in passing
- Finished his career as holder of 20 UW records

Passing	G-S	Att.	Comp.	Yds.	TD	Int.	Pct.	LG
1996	12-9	254	129	1881	13	6	.508	83
1997	11-11	274	164	2319	25	10	.599	53
1998	10-10	347	191	2191	15	15	.550	66
Totals	33-30	875	484	6391	53	31	.553	83

Damon Huard (1992-95)

- Set UW career records in passing and total offense
- Member of Washington's 1991 National Championship team
- Member of the Super Bowl Champion New England Patriots in 2002 and 2004

Passing	G-S	Att.	Comp.	Yds.	TD	Int.	Pct.	LG
1992	4-0	5	5	108	1	0	1.000	68
1993	10-8	197	116	1282	9	10	.589	66
1994	11-11	275	153	1887	13	12	.556	75
1995	12-12	313	198	2609	13	6	.633	79
Totals	37-31	790	472	5886	36	28	.597	79

Mark Brunell (1989-92)

- 1991 Rose Bowl MVP
- Member of Washington's 1991 National Championship team
- One-time owner of five Rose Bowl records
- Has passed for over 30,000 yards and rushed for over 2,400 yards in 17-year NFL career

Passing	G-S	Att.	Comp.	Yds.	TD	Int.	Pct.	LG
1989	3-0	17	9	82	0	2	.529	14
1990	12-12	275	132	1895	16	9	.480	67
1991	9-0	52	33	422	5	2	.635	38
1992	12-7	219	127	1609	7	4	.580	50
Totals	36-19	563	301	4008	28	17	.535	67

Billy Joe Hobert (1990-92)

- Won 1992 Rose Bowl MVP honors, leading UW to the 1991 National Championship
- UW never lost a game he played in, going 27-0 (four as punter only)
- Retired in 2002 after nine seasons in the NFL

Passing	G-S	Att.	Comp.	Yds.	TD	Int.	Pct.	LG
1990	5-0	9	4	41	0	1	.444	23
1991	12-12	319	191	2463	24	12	.599	71
1992	8-5	136	71	716	5	3	.522	31
Totals	25-17	464	266	3220	29	16	.573	71

Cary Conklin (1986-89)

- 1989 Freedom Bowl MVP
- 1990 Hula Bowl Offensive Player of the Game
- Member of the 1991 Super Bowl Champion Washington Redskins
- Capped six-year NFL career with the San Francisco 49ers

Passing	G-S	Att.	Comp.	Yds.	TD	Int.	Pct.	LG
1986	6-0	20	12	130	2	3	.600	22
1987	4-0	62	29	333	2	4	.468	34
1988	11-11	302	153	1833	11	12	.507	55
1989	12-12	404	229	2786	18	17	.567	76
Totals	33-23	788	423	5082	33	36	.537	76

Chris Chandler (1984-87)

- Named MVP of 1985 Freedom Bowl and 1987 Independence Bowl
- Quarterbacked Atlanta Falcons to 1999 Super Bowl
- 17-year NFL career included 2 Pro Bowls, over 28,000 yards passing

Passing	G-S	Att.	Comp.	Yds.	TD	Int.	Pct.	LG
1984	2-0	1	0	0	0	0	.000	0
1985	6-3	98	53	569	3	4	.541	50
1986	12-12	318	180	2193	20	15	.566	63
1987	12-12	279	143	1973	11	14	.513	59
Totals	32-27	696	376	4735	34	33	.540	63

Hugh Millen (1984-85)

- 1985 National Football Foundation Scholar-Athlete Winner
- Played 10 years in NFL

Passing	G-S	Att.	Comp.	Yds.	TD	Int.	Pct.	LG
1984	11-8	175	91	1092	6	9	.520	73
1985	9-9	264	158	1565	6	14	.598	64
Totals	20-17	439	249	2657	12	23	.567	73

Steve Pelluer (1980-83)

- 1983 Pac-10 Offensive Player of the Year; 1983 Pac-10 Conference Medalist
- 1983 All-Coast First Team
- Ended eight-year NFL career in 1991, went on to play two years in the World League

Passing	G-S	Att.	Comp.	Yds.	TD	Int.	Pct.	LG
1980	3-0	6	2	24	0	0	.000	0
1981	12-10	263	125	1280	9	9	.475	69
1982	10-8	200	113	1248	10	10	.565	47
1983	12-12	357	232	2365	11	8	.650	70
Totals	37-30	826	472	4917	30	27	.571	70

Tom Flick (1976-80)

- Set UW single-game completion pct. record against Arizona in 1980 (16-17, .941)

Passing	G-S	Att.	Comp.	Yds.	TD	Int.	Pct.	LG
1976	1-0	1	0	0	0	0	.000	16
1977	Red-Shirted Season							
1978	7-1	29	19	198	4	4	.655	38
1979	10-6	122	71	852	6	6	.582	46
1980	12-12	319	191	2460	15	13	.599	84
Totals	30-19	471	281	3510	25	23	.597	84

Warren Moon (1975-77)

- 1977 Pac-10 Co-Player of the Year and 1978 Rose Bowl MVP
- 1984 Husky Hall of Fame Inductee, 1997 Rose Bowl Hall of Fame Inductee
- Led Edmonton Eskimos to a record five -consecutive Grey Cup titles
- Played 17 seasons in the NFL, MVP of 1998 Pro Bowl

Passing	G-S	Att.	Comp.	Yds.	TD	Int.	Pct.	LG
1975	8-6	122	48	587	2	2	.390	78
1976	11-11	175	81	1106	6	8	.463	50
1977	12-12	222	125	1772	12	9	.563	54
Totals	31-29	519	254	3465	20	19	.489	78

Sonny Sixkiller (1970-72)

- 1970 Touchdown Club of Ohio's Sammy Baugh Trophy Winner
- Featured on the cover of the October 4, 1971 issue of Sports Illustrated
- 1985 Husky Hall of Fame Inductee
- Played two seasons in the WFL

Passing	G-S	Att.	Comp.	Yds.	TD	Int.	Pct.	LG
1970	10-9	362	186	2303	15	22	.514	-
1971	11-11	297	126	2068	13	18	.424	-
1972	7-7	152	73	1125	7	11	.480	-
Totals	28-27	811	385	5496	35	51	.475	-

Bob Schloredt (1958-60)

- 1959 All-American, All-Coast and All-Conference
- Featured on the cover of the October 3, 1960 Sports Illustrated
- 1960 & 1961 Rose Bowl MVP
- 1981 Husky Hall of Fame Inductee
- 1989 National Football Foundation College Hall of Fame Inductee
- Played two seasons in the WFL and two seasons in the CFL

Passing	G-S	Att.	Comp.	Yds.	TD	Int.	Pct.	LG
1958	-	18	7	56	0	2	.389	-
1959	-	82	43	835	6	2	.524	53
1960	-	30	15	304	4	2	.500	-
Totals	-	130	65	1195	10	6	.500	53

Don Heinrich (1949-52)

- 1950 & 1952 All-American
- Finished ninth in the 1952 Heisman Trophy balloting
- 1981 Husky Hall of Fame Inductee
- 1987 National Football Foundation College Hall of Fame Inductee
- In six NFL seasons, led the NY Giants to three title games and the 1956 Championship

Passing	G-S	Att.	Comp.	Yds.	TD	Int.	Pct.	LG
1949	10-7	119	64	899	6	7	.538	-
1950	10-10	221	134	1846	14	9	.604	-
1951	Did Not Play							
1952	10-10	270	137	1647	13	17	.507	80
Totals	30-27	610	335	4392	33	33	.549	80

WASHINGTON RECORD BOOK — INDIVIDUAL RECEIVING

Receptions

Career	243, Reggie Williams, 2001-03
Season	94, Reggie Williams, 2002
Game	15, Braxton Cleman vs. USC, 2002

Receptions Per Game

Career (Min. 18 games):	6.57, Reggie Williams 2001-03 (243 rec., 37 games)
Season (Min. 9 games):	7.4, Reggie Williams, 2003 (89 rec., 12 games)

Receiving Yards

Career	3,598, Reggie Williams, 2001-03
Season	1,454, Reggie Williams, 2002
Game	257, Dave Williams vs. UCLA, 1965

Receiving Yards Per Game

Career (Min. 18 games):	97.2, Reggie Williams, 2001-03 (3,598 yds., 37 games)
Season (Min. 9 games):	111.8, Reggie Williams, 2002 (1,494 yds., 13 games)

Receiving Yards Per Catch

Career (Min. 50 receptions):	23.6, Spider Gaines, 1975-78 (1,651 yds., 70 rec.)
Season (Min. 30 receptions):	23.4, Tom Scott, 1971 (820 yds., 35 rec.)
Game (Min. 4 receptions):	39.0, Jerome Pathon, 1997 vs. Nebraska (195 yds., 5 rec.)

Touchdown Receptions

Career	30, Mario Bailey, 1988-91
Season	18, Mario Bailey, 1991
Game	4, Jermaine Kearse vs. Oregon State, 2010

Receptions by a Tight End

Career	146, Austin Seferian-Jenkins, 2011-13
Season	69, Austin Seferian-Jenkins, 2012
Game	10, Dave Williams vs. UCLA, 1965; vs. Stanford, 1965

Receiving Yards by a Tight End

Career	1,838, Austin Seferian-Jenkins, 2011-13
Season	850, Austin Seferian-Jenkins, 2012

Receiving Yards Per Catch by a Tight End

Career (Min. 20 receptions):	18.3, Dave Williams, 1964-66
Season (Min. 10 receptions):	21.6, Reginald Brown, 1973

Touchdown Receptions by a Tight End

Career	21, Austin Seferian-Jenkins, 2011-13
Season	10, Dave Williams, 1965

Receptions by a Running Back

Career	143, Vince Weathersby, 1986-88
Season	49, Vince Weathersby, 1985
Game	15, Braxton Cleman vs. USC, 2002

Two 100-Yard Receivers in One Game

Names	Yards	Opponent
Reggie Williams and Patrick Reddick	116/105	California, 2002
Paul Arnold and Patrick Reddick	138/102	Arizona, 2001
Dane Looker and Reggie Davis	108/110	Arizona State, 1998
Mario Bailey and Orlando McKay	108/105	Oregon, 1991
Brian Slater and Darryl Franklin	165/116	Pacific, 1987
Paul Skansi and Aaron Williams	113/110	USC, 1979

Receptions

Game	Name	Rec.	Opponent
1.	Braxton Cleman	15	USC, 2002
2.	Reggie Williams	14	Oregon, 2002
3.	Reggie Williams	13	Arizona, 2003
4.	John Ross	12	Arizona State, 2016
	Reggie Williams	12	Washington State, 2002
	Dane Looker	12	USC, 1998
7.	Reggie Williams	11	Washington State, 2001
	Dane Looker	11	Arizona State, 1998
	Jim Krieg	11	USC, 1970
	Jim Cope	11	USC, 1966

Season

	Name	Rec.	Yds.	Avg.	TD
1.	Reggie Williams (2002)	94	1,454	15.5	11
2.	Reggie Williams (2003)	89	1,109	12.5	8
3.	John Ross (2016)	81	1,150	14.2	17
4.	Kasen Williams (2012)	77	878	11.4	6
5.	Jerome Pathon (1997)	73	1,299	17.8	8
6.	Dane Looker (1998)	72	762	10.6	5
7.	Austin Seferian-Jenkins (2012)	69	850	12.3	7
8.	Mario Bailey (1991)	68	1,163	17.1	18
9.	Jaydon Mickens (2013)	65	688	10.6	5
10.	Jermaine Kearse (2010)	63	1,005	16.0	12
11.	Jaydon Mickens (2014)	60	617	10.3	4
	D'Andre Goodwin (2008)	60	692	11.5	1
	Reggie Williams (2001)	60	1,035	17.3	3
	Paul Skansi (1982)	60	718	12.0	3
15.	Charles Frederick (2003)	59	831	14.1	5

Career

	Name (Years)	Rec.	Yds.	Avg.	TD
1.	Reggie Williams (2001-03)	243	3,598	14.8	22
2.	Jaydon Mickens (2012-15)	203	2,187	10.8	12
3.	Jermaine Kearse (2008-11)	180	2,871	15.9	29
4.	Kasen Williams (2011-14)	162	1,915	11.8	15
5.	Paul Skansi (1979-82)	161	1,992	12.4	15
6.	Austin Seferian-Jenkins (2011-13)	146	1,838	12.6	21
7.	Vince Weathersby (1985-88)	143	1,048	7.3	2
8.	Mario Bailey (1988-91)	141	2,306	16.4	30
9.	Jerome Pathon (1995-97)	138	2,275	16.5	17
10.	Devin Aguilar (2008-11)	131	1,802	13.8	13
11.	Anthony Russo (2004-07)	122	1,944	15.9	9
12.	Charles Frederick (2001-04)	121	1,735	14.3	8
13.	Sonny Shackelford (2003-06)	119	1,648	13.8	10
14.	Anthony Allen (1979-82)	118	1,693	14.3	14
15.	John Ross (2013-16)	114	1,729	15.2	22

Receptions Per Game

Season (Min. 9 games)	Name	Year	Rec.	Gms.	Avg.
1.	Reggie Williams	2003	89	12	7.4
2.	Reggie Williams	2002	94	13	7.2
3.	Dane Looker	1998	72	11	6.5
4.	Jerome Pathon	1997	73	12	6.1
5.	Kasen Williams	2012	77	13	5.9
6.	John Ross	2016	71	14	5.8
7.	Mario Bailey	1991	68	12	5.7
8.	Jim Krieg	1970	54	10	5.4
9.	Austin Seferian-Jenkins	2012	69	13	5.3
10.	Jaydon Mickens	2013	65	13	5.0
11.	D'Andre Goodwin	2008	60	12	5.0
	Reggie Williams	2001	60	12	5.0
	Paul Skansi	1982	60	12	5.0
	Anthony Allen	1982	50	10	5.0
15.	Charles Frederick	2003	59	12	4.9

Career (Min. 18 games)

Name	Rec.	Gms.	Avg.
1. Reggie Williams (2001-03)	243	37	6.57
2. Dane Looker (1998-99)	96	23	4.17
3. Austin Seferian-Jenkins (2011-13)	146	38	3.84
4. Jerome Pathon (1995-97)	138	36	3.83
5. Jaydon Mickens (2012-15)	203	53	3.83
6. Mario Bailey (1988-91)	141	37	3.81
7. Jim Krieg (1970-71)	76	20	3.80
8. Paul Skansi (1979-82)	161	44	3.66
9. Jermaine Kearse (2008-11)	180	50	3.60
10. Kasen Williams (2011-14)	162	48	3.38

Receiving Yards**Game**

Name	Yds.	Opponent
1. Dave Williams	257	UCLA, 1965
2. Andre Riley	223	Arizona State, 1989
3. Charles Frederick	216	Oregon State, 2003
4. Darryl Franklin	209	Stanford, 1987
5. John Ross	208	California, 2016
6. Reggie Williams	203	Washington State, 2001
7. Jermaine Kearse	198	Baylor, 2011 Alamo Bowl
8. Reggie Williams	198	Oregon, 2002
9. Jerome Pathon	195	Nebraska, 1997
10. Jim Cope	195	USC, 1966

Season

Name	Rec.	Yds.	Avg.	TD
1. Reggie Williams (2002)	94	1,454	15.5	11
2. Jerome Pathon (1997)	73	1,299	17.8	8
3. Mario Bailey (1991)	68	1,163	17.1	18
4. John Ross (2016)	81	1,150	14.2	17
5. Reggie Williams (2003)	89	1,109	12.5	8
6. Andre Riley (1989)	57	1,071	18.8	5
7. Reggie Williams (2001)	60	1,035	17.3	3
8. Jermaine Kearse (2010)	63	1,005	16.0	12
9. Kasen Williams (2012)	77	878	11.4	6
10. Jermaine Kearse (2009)	50	866	17.2	8
11. Austin Seferian-Jenkins (2012)	69	850	12.3	7
12. Charles Frederick (2003)	59	831	14.1	5
13. Dante Pettis (2016)	53	822	15.5	15
14. Tom Scott (1971)	35	820	23.4	6
15. Lonzell Hill (1986)	48	798	16.6	8

Career

Name (Years)	Rec.	Yds.	Avg.	TD
1. Reggie Williams (2001-03)	243	3,598	14.8	22
2. Jermaine Kearse (2008-11)	180	2,871	15.9	29
3. Mario Bailey (1988-91)	141	2,306	16.4	30
4. Jerome Pathon (1995-97)	138	2,275	16.5	17
5. Jaydon Mickens (2012-15)	203	2,187	10.8	12
6. Paul Skansi (1979-82)	161	1,992	12.4	15
7. Anthony Russo (2004-07)	122	1,944	15.9	9
8. Kasen Williams (2011-13)	162	1,915	11.8	15
9. Scott Phillips (1973-76)	111	1,866	16.8	8
10. Austin Seferian-Jenkins (2011-13)	146	1,838	12.6	21
11. Devin Aguilar (2008-11)	131	1,802	13.8	13
12. Lonzell Hill (1983-86)	112	1,766	15.8	16
13. Charles Frederick (2001-04)	121	1,735	14.3	8
14. Brian Slater (1985-88)	90	1,731	19.2	16
15. John Ross (2013-16)	114	1,729	15.2	22

Yards Per Game**Season (Min. 9 games)**

Name	Year	Rec.	Yds.	Gms.	Avg.
1. Reggie Williams	2002	94	1,454	13	111.8
2. Jerome Pathon	1997	73	1,299	12	108.3
3. Mario Bailey	1991	68	1,163	12	96.9
4. Reggie Williams	2003	89	1,109	12	92.4
5. Andre Riley	1989	57	1,071	12	89.3
6. Reggie Williams	2001	60	1,035	12	86.3
7. John Ross	2016	81	1,150	14	82.1
8. Dave Williams	1965	38	795	10	79.5
9. Jermaine Kearse	2010	63	1,005	13	77.3
10. Tom Scott	1971	35	820	11	74.5
11. Jim Krieg	1970	54	738	10	73.8
12. Jermaine Kearse	2009	50	866	12	72.2
13. Anthony Allen	1982	50	710	10	71.0
14. Eric Bjornson	1994	49	770	11	70.0
15. Dane Looker	1998	72	762	11	69.3

Career (Min. 18 games)

Name	Rec.	Yds.	Gms.	Avg.
1. Reggie Williams (2001-03)	243	3,598	37	97.2
2. Brian Slater (1985-88)	90	1,731	27	64.1
3. Jerome Pathon (1995-97)	138	2,275	36	63.2
4. Mario Bailey (1988-91)	141	2,306	37	62.3
5. Spider Gaines (1975-78)	70	1,651	27	61.1
6. Jim Krieg (1970-71)	76	1,220	20	61.0
7. Jermaine Kearse (2008-11)	180	2,871	50	57.4
8. Anthony Allen (1979-80)	118	1,693	34	49.8
9. Dane Looker (1998-99)	96	1,121	23	48.7
10. Austin Seferian-Jenkins (2011-13)	146	1,838	38	48.4

Yards Per Reception**Game (Min. 4 receptions)**

Name	Avg. (Nos.)	Opponent
1. Jermaine Kearse	39.6 (5-198)	Baylor, 2011 Alamo Bowl
2. Jerome Pathon	39.0 (5-195)	Nebraska, 1997
3. Roland Kirkby	36.8 (5-184)	Kansas State, 1950
4. Jason Shelley	35.5 (4-142)	San Jose St., 1993
5. Dave Williams	35.4 (5-177)	Oregon, 1965
6. Fred Coleman	35.25 (4-141)	Arizona, 1996
7. Al Maurer	35.0 (4-140)	Stanford, 1970
8. John Ross	34.7 (6-208)	California, 2016
9. Andre Riley	34.3 (4-137)	Purdue, 1989
10. George Black	34.0 (4-136)	Utah, 1953

Season (Min. 30 receptions)

Name	Year	Rec.	Yds.	Avg.
1. Tom Scott	1971	35	820	23.4
2. Spider Gaines	1977	34	782	23.0
3. Scott Phillips	1974	34	716	21.0
4. Dave Williams	1965	38	795	20.9
5. Marcel Reece	2007	39	761	19.5
6. Brian Slater	1988	38	737	19.4
7. Brian Slater	1987	40	755	18.9
8. Andre Riley	1989	57	1,071	18.8
9. Jerome Pathon	1997	73	1,299	17.8
10. Jermaine Kearse	2009	50	866	17.3
11. Reggie Williams	2001	60	1,035	17.3
12. Anthony Russo	2006	32	552	17.2
13. Mario Bailey	1991	68	1,163	17.1
14. Mario Bailey	1990	42	720	17.1
15. Fred Coleman	1997	47	791	16.8

Career (Min. 50 receptions)

Name	Rec.	Yds.	Avg.
1. Spider Gaines (1975-78)	70	1,651	23.6
2. Brian Slater (1985-88)	90	1,731	19.2
3. Andre Riley (1986-89)	62	1,151	18.6
4. Dave Williams (1964-66)	62	1,133	18.3
5. Scott Phillips (1973-76)	111	1,866	16.8
6. Aaron Williams (1979-82)	86	1,428	16.6
7. Jerome Pathon (1995-97)	138	2,275	16.5
8. Mario Bailey (1989-91)	141	2,306	16.4
9. Jim Krieg (1970-71)	76	1,220	16.1
10. Jermaine Kearse (2008-11)	180	2,871	16.0
11. Anthony Russo (2004-07)	122	1,944	15.9
12. Lonzell Hill (1983-86)	112	1,766	15.8
13. Fred Coleman (1994-97)	110	1,727	15.7
14. John Brady (1970-72)	67	1,040	15.5
15. John Ross (2013-16)	114	1,729	15.2

Touchdown Receptions**Game**

Name	No.	Opponent
1. Jermaine Kearse	4	Oregon State, 2010
2. Dante Pettis	3	California, 2016
John Ross	3	California, 2016
John Ross	3	Oregon, 2016
Jermaine Kearse	3	Syracuse, 2010
Reggie Williams	3	Oregon, 2002
Reggie Williams	3	Arizona, 2002
Mario Bailey	3	Oregon State, 1991
Mario Bailey	3	Toledo, 1991
Brian Slater	3	USC, 1988
Brian Slater	3	Washington State, 1986
Al Maurer	3	Stanford, 1970
Dave Williams	3	UCLA, 1965
Roland Kirkby	3	Kansas State, 1950

Season

Name	Year	TDs
1. Mario Bailey	1991	18
2. John Ross	2016	17
3. Dante Pettis	2016	15
4. Jermaine Kearse	2010	12
5. Reggie Williams	2002	11
6. Dave Williams	1965	10
7. Fred Coleman	1997	9
Anthony Allen	1982	9
9. Austin Seferian-Jenkins	2013	8
Jermaine Kearse	2009	8
Marcel Reece	2007	8
Reggie Williams	2003	8
Jerome Pathon	1997	8
Mario Bailey	1990	8
Lonzell Hill	1986	8
Lonzell Hill	1985	8

Career

Name	TDs
1. Mario Bailey (1988-91)	30
2. Jermaine Kearse (2008-11)	29
3. John Ross (2013-14, 16)	22
Reggie Williams (2001-03)	22
5. Austin Seferian-Jenkins (2011-13)	21
6. Dante Pettis (2014-)	17
Jerome Pathon (1995-97)	17
Spider Gaines (1975-78)	17
9. Lonzell Hill (1983-86)	16
Brian Slater (1985-88)	16
11. Kasen Williams (2011-13)	15
12. Paul Skansi (1979-82)	15
13. Anthony Allen (1979-82)	14
Fred Coleman (1994-97)	14
15. Devin Aguilar (2008-11)	13
Orlando McKay (1988-91)	13
Aaron Williams (1979-82)	13

Receptions by Tight End**Game**

Name	No.	Opponent
1. Dave Williams	10	UCLA, 1965
Dave Williams	10	Stanford, 1965
3. Austin Seferian-Jenkins	9	San Diego State, 2012
Jerramy Stevens	9	Texas, 2001 Holiday Bowl
5. Austin Seferian-Jenkins	8	Arizona, 2012
Austin Seferian-Jenkins	8	California, 2012
Jerramy Stevens	8	Arizona, 2000
8. Austin Seferian-Jenkins	7	Utah, 2012
Jerramy Stevens	7	Colorado, 2000
Jerramy Stevens	7	Miami, 2000
Mark Bruener	7	California, 1993

Season

Name	Year	No.
1. Austin Seferian-Jenkins	2012	69
2. Jerramy Stevens	2000	48
3. Kevin Ware	2002	42
David Bayle	1980	42
5. Austin Seferian-Jenkins	2011	41
6. Bill Ames	1989	39
7. Dave Williams	1965	38
8. Joshua Perkins	2015	36
Austin Seferian-Jenkins	2013	36
Rod Jones	1985	36
11. Mark Bruener	1994	34
Rod Jones	1986	34
13. Mark Bruener	1993	30
Aaron Pierce	1991	30
John Brady	1972	30

Career

Name (Years)	No.
1. Austin Seferian-Jenkins (2011-13)	146
2. Mark Bruener (1991-94)	95
3. Jerramy Stevens (1999-01)	88
4. Rod Jones (1984-86)	81
5. John Brady (1970-72)	67
6. Joshua Perkins (2012-15)	66
7. David Williams (1964-66)	62
8. David Bayle (1979-80)	59
9. Aaron Pierce (1988-91)	58
10. Bill Ames (1987-89)	57

Receiving Yards by a Tight End

Season	Name	Year	Rec.	Yds.
1.	Austin Seferian-Jenkins	2012	69	850
2.	Dave Williams	1965	38	795
3.	Jerramy Stevens	2000	43	651
4.	Joshua Perkins	2015	36	539
5.	Austin Seferian-Jenkins	2011	41	538
6.	Kevin Ware	2002	42	475
7.	Austin Seferian-Jenkins	2013	36	450
	John Brady	1972	30	450
9.	Mark Bruener	1993	30	414
	Ernie Conwell	1995	24	414

Career

	Name (Years)	Rec.	Yds.
1.	Austin Seferian-Jenkins (2011-13)	146	1,838
2.	Dave Williams (1964-66)	62	1,133
3.	Jerramy Stevens (1999-2001)	88	1,113
4.	Mark Bruener (1991-94)	95	1,102
5.	John Brady (1970-72)	67	1,040
6.	Joshua Perkins (2012-15)	69	911
7.	Cameron Cleeland (1994-97)	55	824
8.	Ernie Conwell (1992-95)	51	802
9.	Scott Greenwood (1976-78)	48	753
10.	Rod Jones (1984-86)	81	743

Touchdown Receptions by a Tight End

Career	Name (Years)	TD
1.	Austin Seferian-Jenkins (2011-13)	21
2.	John Brady (1970-72)	10
	Dave Williams (1964-66)	10
4.	Joshua Perkins (2012-15)	9
	Jerramy Stevens (1999-2001)	9
6.	Joshua Perkins (2012-14)	6
	Cameron Cleeland (1994-97)	6
	Ernie Conwell (1992-95)	6
	Aaron Pierce (1988-91)	6
10.	Rod Jones (1984-86)	5
	Kevin Ware (1999-02)	5
	Mark Bruener (1991-94)	5

Receptions by a Running Back

Game	Name	No.	Opponent
1.	Braxton Cleman	15	USC, 2002
2.	Dwayne Washington	7	Boise State, 2015
	Rich Alexis	7	Wyoming, 2002
	Braxton Cleman	7	California, 2002
	Paul Arnold	7	Oregon State, 2000
	Leon Neal	7	Ohio State, 1995
	Vince Weathersby	7	Washington State, 1985
	Vince Weathersby	7	Oregon, 1985
	Vince Weathersby	7	Houston, 1985

Season (since 1950)

	Name	Year	Rec.
1.	Greg Lewis	1989	51
2.	Vince Weathersby	1985	49
3.	Bishop Sankey	2012	33
	Bo Cornell	1970	33
	Vince Weathersby	1987	33
6.	Chris Polk	2011	31
	Vince Weathersby	1986	31
8.	Vince Weathersby	1988	30
	Darrell Downey	1970	30
10.	Bill Earley	1952	29
11.	Bishop Sankey	2013	28
	Bill Earley	1950	28
13.	Rich Alexis	2002	27
	Braxton Cleman	2002	27
	Pete Taggares	1972	27

Career

	Name	Years	No.
1.	Vince Weathersby	1986-88	143
2.	Bill Earley	1950-52	83
3.	Greg Lewis	1987-90	87
4.	Chris Polk	2008-11	79
5.	Bishop Sankey	2011-13	67
	Napoleon Kaufman	1991-94	67
7.	Joe Steele	1976-79	63
8.	Rich Alexis	2000-03	53
9.	Jim Cope	1966-68	50
	Rashaan Shehee	1994-97	50

Longest Reception (50+ Yards)

	Name	Yards	Opponent
1.	Marcel Reece	98 (TD)	Arizona, 2007
2.	John Ross	91 (TD)	Hawai'i, 2014
3.	Reggie Williams	89 (TD)	San Jose State, 2002
4.	Charles Frederick	87 (TD)	Oregon State, 2003
5.	John Ross	86 (TD)	California, 2014
	Cody Ellis	86 (TD)	Oregon State, 2007
7.	Willie Rosborough	84 (TD)	Air Force, 1980
8.	Anthony Russo	83 (TD)	Oregon, 2007
	Todd Elstrom	83 (TD)	California, 1999
	Corey Dillon	83 (TD)	San Jose State, 1996
	Dwayne Washington	81 (TD)	Utah State, 2015
	Jermaine Kearse	80 (TD)	Baylor, 2011 Alamo Bowl
	D'Andre Goodwin	80 (TD)	California, 2010
	Reggie Williams	80 (TD)	Arizona, 2002
	Harrison Wood	80 (TD)	Air Force, 1967
	Jim Houston/Corky Lewis*	80 (TD)	USC, 1955
	George Black	80 (TD)	UCLA, 1952
	Merle Miller	80 (TD)	Washington State, 1937
	A. DeSaussure/D. Janoski#	79 (TD)	Arizona State, 1995
	Marvin Hall	78 (TD)	Sacramento State, 2015
	Paul Arnold	78 (TD)	Arizona, 2001
	Spider Gaines	78 (TD)	Washington State, 1975
	Craig Chambers	77 (TD)	California, 2004
	Hugh McElhenny	77 (TD)	Illinois, 1951
	Andre Riley	76	Purdue, 1989
	Chico McClatcher	75 (TD)	Arizona State, 2016
	John Ross	75 (TD)	Illinois, 2014
	Patrick Reddick	75 (TD)	Arizona, 2001
	Richard Thomas	75 (TD)	Miami, 1994
	Ken Conley	75 (TD)	Washington State, 1973
	Reggie Williams	74 (TD)	Stanford, 2003
	Charles Frederick	74 (TD)	Idaho, 2002
	Reggie Williams	74	Michigan, 2001
	Spider Gaines	74 (TD)	Alabama, 1978
	Mark Pattison	73 (TD)	Michigan, 1984
	Scott Phillips	73 (TD)	Duke, 1973
	Spider Gaines	72 (TD)	USC, 1978
	Tom Scott	72	UCLA, 1972
	Larry Dumas	72 (TD)	California, 1971
	Mario Bailey	71 (TD)	Kansas State, 1991
	John Ross	70 (TD)	USC, 2016
	Kevin Smith	70 (TD)	Arizona State, 2013
	Chris Polk	70 (TD)	California, 2011
	Reggie Williams	70 (TD)	Indiana, 2003
	Mario Bailey	70 (TD)	Toledo, 1991
	Danny Greene	70 (TD)	UCLA, 1983
	Dave Williams	70 (TD)	Oregon, 1965
	Marcel Reece	69 (TD)	Washington state, 2006
	Craig Chambers	69 (TD)	Arizona, 2005
	Marlon Wood	69	Notre Dame, 2005
	Orlando McKay	69 (TD)	Washington State, 1991
	Andre Riley	69 (TD)	Arizona State, 1989
	Anthony Allen	69 (TD)	Kansas State, 1981
	Aaron Williams	69 (TD)	Navy, 1980
	George Black	69 (TD)	Utah, 1953
	Darrell Daniels	68 (TD)	Oregon State, 2014
	Jaydon Mickens	68 (TD)	California, 2013
	Theron Hill	68 (TD)	Oregon State, 1992
	Dennis Brimhall	68 (TD)	California, 1971
	John Ross	67 (TD)	California, 2016
	Gerald Harris	67 (TD)	Arizona State, 1996
	Greg Lewis	67	USC, 1990
	Jermaine Kearse	66 (TD)	Washington State, 2010
	Paul Arnold	66 (TD)	UCLA, 2002
	Chris Juergens	66	Oregon, 1998

Mark Bruener	66 (TD)	Stanford, 1993
Tom Scott	66 (TD)	UCLA, 1971
Sonny Shackelford	65 (TD)	Washington State, 2005
Dan Roberson	65 (TD)	UCLA, 1969
Mike McCluskey	65 (TD)	Oregon State, 1956
Roland Kirkby	65 (TD)	Kansas State, 1950
Hugh McElhenny	65 (TD)	California, 1951
Cody Ellis	64 (TD)	Washington State, 2006
Jason Shelley	64 (TD)	Michigan, 1993 Rose Bowl
Lonzell Hill	64 (TD)	Arizona State, 1985
Pete Taggares	64 (TD)	Washington State, 1972
Marcel Reece	63 (TD)	Washington State, 2007
Anthony Russo	63 (TD)	UCLA, 2007
Reggie Williams	63 (TD)	Oregon, 2003
Reggie Davis	63 (TD)	Arizona State, 1998
Lonzell Hill	63 (TD)	Oregon State, 1986
Dev Gossett	63 (TD)	Stanford, 1946
Jermaine Kearse	62	Arizona, 2008
Paul Arnold	62 (TD)	California, 2001
Ralph Bayard	62 (TD)	Washington State, 1969
Dante Pettis	61 (TD)	Washington State, 2016
Anthony Russo	61	Arizona State, 2005
John Ross	60	California, 2016
Jermaine Kearse	60	Baylor, 2011 Alamo Bowl
Devin Aguilar	59	Hawai'i, 2011
Jerramy Stevens	59	Oregon, 2000
Brian Slater	59	Oregon, 1987
Ira Hammon	59 (TD)	Michigan State, 1970
Hugh McElhenny	59 (TD)	UCLA, 1951
Marcel Reece	58 (TD)	Boise State, 2007
Reggie Williams	58	Washington St., 2001
Spider Gaines	58 (TD)	Alabama, 1978
Carl Wojciechowski	58	Idaho, 1968
Jim Cope	58 (TD)	USC, 1966
Dick Payseno	58 (TD)	Colorado, 1957
Bill Earley	58 (TD)	Oregon, 1952
John Ross	57 (TD)	Idaho State 2013
Jermaine Kearse	57 (TD)	Syracuse, 2010
Shelton Sampson	57	Arizona, 2004
Scott Phillips	57	Cincinnati, 1974
Wayne Moses	57	Syracuse, 1973
Darrell Downey	57 (TD)	Navy, 1970
Mike Monroe	57 (TD)	Colorado, 1953
Anthony Russo	56	Oregon State, 2006
Sonny Shackelford	56 (TD)	California, 2005
Greg Lewis	56 (TD)	California, 1990
Gordy Bronson	56 (TD)	Oregon State, 1975
Eddie King	56 (TD)	Duke, 1973
Scott Krieg	56 (TD)	Texas Christian, 1971
Dave Williams	56 (TD)	UCLA, 1965
John Ross	55 (TD)	Eastern Washington, 2014
Quintin Daniels	55 (TD)	Arizona, 2006
Joe Jarzynka	55 (TD)	Washington State, 1999
Scott Fitzgerald	55	Stanford, 1988
Jaydon Mickens	54 (TD)	Oregon State, 2014
Jerome Pathon	54	Nebraska, 1997
Jason Shelley	54	San Jose State, 1993
Brian Slater	54 (TD)	USC, 1988
Spider Gaines	54 (TD)	Minnesota, 1977
Dave Williams	54 (TD)	Washington State, 1965
Joshua Perkins	53	Utah, 2015
Kevin Smith	53	USC, 2011
Kasen Williams	53	Oregon, 2011
D'Andre Goodwin	53	Arizona State, 2008
Andre DeSaussure	53	UCLA, 1998
Jerome Pathon	53 (TD)	San Diego State, 1997
Brian Slater	53	Arizona State, 1987
Don McKeta	53	Oregon State, 1959
James Johnson	52	Nebraska, 2011
Sonny Shackelford	52	Oregon State, 2004
Reggie Williams	52 (TD)	Nevada, 2003
Chris Juergens	52 (TD)	BYU, 1998
Eric Bjornson	52 (TD)	USC, 1994
Jason Shelley	52 (TD)	San Jose State, 1993
Spider Gaines	52	UCLA, 1977
Bo Cornell	52 (TD)	Stanford, 1970
John Ross	51	Oregon State, 2016
Johri Fogerson	51	LSU, 2009
Cody Ellis	51	California, 2007
Anthony Russo	51	Oklahoma, 2006
Charles Frederick	51 (TD)	Michigan, 2002

Dane Looker	51	Utah State, 1998
Jerome Pathon	51	Stanford, 1995
Eric Bjornson	51 (TD)	Oregon, 1994
Spider Gaines	51 (TD)	Syracuse, 1977
Darrell Daniels	50	Washington State, 2016
John Ross	50 (TD)	Rutgers, 2016
Marvin Hall	50	UCLA, 2013
Jermaine Kearse	50 (TD)	Washington State, 2009
Sonny Shackelford	50	Arizona, 2006
Andre Riley	50	Arizona, 1989
Sterling Hill	50 (TD)	Washington State, 1985
Spider Gaines	50 (TD)	Minnesota, 1976
Tom Scott	50 (TD)	UCLA, 1971
Dave Williams	50 (TD)	UCLA, 1965
Fritz Apking	50 (TD)	UCLA, 1950

* - Houston lateraled to Lewis, who went final 55 yards;

- Janoski ran 55 yards with recovered fumble.

Longest Non-Scoring Reception

Name	Yards	Opponent
1. Andre Riley	76	Purdue, 1989
2. Reggie Williams	74	Michigan, 200
3. Tom Scott	72	UCLA, 1972
4. Marlon Wood	69	Notre Dame, 2005
5. Greg Lewis	67	USC, 1990
6. Chris Juergens	66	Oregon, 1998
7. Jermaine Kearse	62	Arizona, 2008
8. Anthony Russo	61	Arizona State, 2005
9. John Ross	60	California, 2016
Jermaine Kearse	60	Baylor, 2011 Alamo Bowl

Most Long Receptions (50-plus yards)

Season

Name	No.	Year
1. John Ross	6	2016
2. John Ross	4	2014
Dave Williams	4	1965
4. Marcel Reece	3	2007
Reggie Williams	3	2003
Andre Riley	3	1989
Spider Gaines	3	1978
Spider Gains	3	1977
Hugh McElhenny	3	1951
10. Jermaine Kearse	2	2011
Jermaine Kearse	2	2010
Anthony Russo	2	2006
Sonny Shackelford	2	2005
Charles Frederick	2	2002
Reggie Williams	2	2002
Paul Arnold	2	2001
Reggie Williams	2	2001
Jerome Pathon	2	1997
Chris Juergens	2	1998
Brian Slater	2	1987
Eric Bjornson	2	1994
Jason Shelley	2	1993
Mario Bailey	2	1991
Greg Lewis	2	1990
Tom Scott	2	1971

Career

Name	No.
1. John Ross	11
2. Spider Gaines	8
3. Reggie Williams	7
4. Jermaine Kearse	6
5. Dave Williams	4
6. Anthony Russo	3
Sonny Shackelford	3
Charles Frederick	3
Paul Arnold	3
Jerome Pathon	3
Jason Shelley	3
Andre Riley	3
Brian Slater	3
Hugh McElhenny	3

Yearly Receiving Leaders

Year	Name	No.	Yds.	Avg.	TD
2016	John Ross	81	1,150	14.2	17
2015	Jaydon Mickens	58	692	11.9	2
2014	Jaydon Mickens	60	617	10.3	4
2013	Jaydon Mickens	65	689	10.6	6
2012	Kasen Williams	77	878	11.4	6
2011	Jermaine Kearse	47	699	14.9	7
2010	Jermaine Kearse	63	1,005	16.0	12
2009	Jermaine Kearse	50	866	17.3	8
2008	D'Andre Goodwin	60	692	11.5	1
2007	Anthony Russo	49	766	15.6	5
2006	Sonny Shackelford	50	666	13.3	7
2005	Sonny Shackelford	41	592	14.4	2
2004	Sonny Shackelford	21	298	14.2	1
2003	Reggie Williams	89	1,109	12.5	8
2002	Reggie Williams	94	1,454	15.5	11
2001	Reggie Williams	60	1,035	17.3	3
2000	Todd Elstrom	51	707	13.9	4
1999	Chris Juergens	45	539	12.0	1
1998	Dane Looker	72	762	10.6	5
1997	Jerome Pathon	73	1,299	17.8	8
1996	Jerome Pathon	46	714	15.5	7
1995	Dave Janoski	40	657	16.4	2
1994	Eric Bjornson	49	770	15.7	7
1993	Mark Bruener	30	414	13.8	3
1992	Joe Kralik	35	503	14.4	3
1991	Mario Bailey	68	1,163	17.1	18
1990	Mario Bailey	42	720	17.1	8
1989	Andre Riley	57	1,071	18.8	5
1988	Brian Slater	38	737	19.4	7
1987	Darryl Franklin	47	773	16.4	4
1986	Lonzell Hill	48	798	16.6	8
1985	Lonzell Hill	50	744	14.9	8
1984	Danny Greene	33	492	14.9	4
1983	Mark Pattison	44	455	10.3	2
1982	Paul Skansi	60	718	12.0	3
1981	Anthony Allen	34	457	13.4	2
1980	David Bayle	42	360	8.6	2
1979	Paul Skansi	36	430	11.9	5
1978	Keith Richardson	24	330	13.8	2
1977	Spider Gaines	34	782	23.0	7
1976	Scott Phillips	26	348	13.4	2
1975	Scott Phillips	33	433	13.1	1
1974	Scott Phillips	34	716	21.0	2
1973	Walter Oldes	27	450	16.7	3
1972	John Brady	30	450	15.0	3
1971	Tom Scott	35	820	23.4	6
1970	Jim Krieg	54	738	13.7	2
1969	Ralph Bayard	13	290	22.3	2
1968	Harrison Wood	17	250	14.7	2
1967	Jim Cope	20	284	14.2	2
1966	Jim Cope	25	379	15.1	3
1965	Dave Williams	38	795	20.9	10
1964	Gary Carr	14	190	13.6	0
1963	Dave Kopay	13	190	14.6	1
1962	Charlie Mitchell	9	108	12.0	0
1961	Lee Bernhardt	5	137	27.4	1
1960	Pat Claridge	13	252	19.4	1
1959	Lee Folkins	12	214	17.8	1
1958	Luther Carr	14	238	17.0	1
1957	Bruce Claridge	7	92	13.1	1
1956	Dean Derby	9	97	10.8	0
1955	Jim Houston	16	149	9.3	1
1954	Corky Lewis	21	250	11.9	2
1953	Jim Warsinske	21	255	12.1	0
1952	George Black	42	637	15.2	7
1951	Doug McClary	29	343	11.8	3
1950	Bill Earley	28	473	16.9	3
1949	Joe Cloldt	23	325	14.1	0
1948	Chuck Olson	17	120	7.1	0
1942-1947		Statistics unavailable			
1941	Earl Younglove	7	109	15.6	—
1940	Don Means	9	84	9.3	—
1939	Jay MacDowell	12	230	25.6	—
1938	Jay MacDowell	8	139	17.4	—
1937*	Merle Miller	7	193	27.6	—

* Figures are for seven P.C.C. games

Yearly Longest Reception

Year	Yards	Player vs. Opponent
2016	75 (td)	Chico McClatcher (from Browning) at Arizona State
2015	81 (td)	Dwayne Washington (from Browning) vs. Utah State
2014	91 (td)	John Ross (from Lindquist) at Hawai'i
2013	70 yards (td)	Kevin Smith (from Price) at Arizona State
2012	47 yards	Jaydon Mickens (from Price) vs. Utah
2011	80 yards (td)	Jermaine Kearse (from Price) vs. Baylor
2010	80 yards (td)	D'Andre Goodwin (from Locker) at California
2009	51 yards	Johri Fogerson (from Locker) vs. LSU
2008	62 yards	Jermaine Kearse (from Fouch) at Arizona
2007	98 yards (td)	Marcel Reece (from Locker) vs. Arizona
2006	69 yards (td)	Marcel Reece (from Bonnell) vs. Washington State
2005	69 yards (td)	Craig Chambers (from Stanback) vs. Arizona
2004	77 yards (td)	Craig Chambers (from Paus) vs. California
2003	87 yards (td)	Charles Frederick (from Pickett) vs. Oregon State
2002	89 yards (td)	Reggie Williams (from Pickett) vs. SJSU
2001	78 yards (td)	Paul Arnold (from Pickett) vs. Arizona
2000	59 yards	Jerramy Stevens (from Tuiaosopo) at Oregon
1999	83 yards (td)	Todd Elstrom (from Tuiaosopo) at California
1998	66 yards	Chris Juergens (from B. Huard) vs. Oregon
1997	54 yards	Jerome Pathon (from Tuiaosopo) vs. Nebraska
1996	83 yards (td)	Corey Dillon (from B. Huard) vs. San Jose State
1995	51 yards	Jerome Pathon (from D. Huard) at Stanford
1994	75 yards (td)	Richard Thomas (from D. Huard) at Miami
1993	66 yards (td)	Mark Bruener (from D. Huard) vs. Stanford
1992	68 yards (td)	Theron Hill (from D. Huard) vs. Oregon State
1991	71 yards (td)	Mario Bailey (from Hobert) vs. Kansas State
1990	67 yards	Greg Lewis (from Brunell) vs. USC
1989	76 yards	Andre Riley (from Conklin) vs. Purdue
1988	55 yards	Scott Fitzgerald (from Conklin) vs. Stanford
1987	59 yards	Brian Slater (from Chandler) vs. Oregon
1986	63 yards (td)	Lonzell Hill (from Chandler) vs. Oregon State
1985	64 yards (td)	Lonzell Hill (from Millen) vs. Arizona State
1984	73 yards (td)	Danny Greene (from Millen) vs. Stanford
1983	70 yards (td)	Danny Greene (from Hobler) vs. UCLA
1982	47 yards	Anthony Allen (from Pelluer) vs. Oregon State
1981	69 yards (td)	Anthony Allen (from Pelluer) vs. Kansas State
1980	84 yards (td)	Willie Rosborough (from Flick) vs. Air Force
1979	46 yards	Aaron Williams (from Flick) vs. USC
1978	74 yards (td)	Spider Gaines (from Porras) vs. Alabama
1977	54 yards (td)	Spider Gaines (from Moon) vs. Minnesota
1976	50 yards (td)	Spider Gaines (from Moon) vs. Minnesota
1975	78 yards (td)	Spider Gaines (from Moon) vs. Washington State
1974	57 yards	Scott Phillips (from Rowland) vs. Cincinnati
1973	75 yards (td)	Ken Conley (from Rowland) vs. Washington State
1972	72 yards	Tom Scott (from Sixkiller) vs. UCLA
1971	72 yards (td)	Larry Dumas (from Collins) vs. California
1970	59 yards (td)	Ira Hammon (from Sixkiller) vs. Michigan State
1969	65 yards (td)	Dan Roberson (from Willis) vs. UCLA
1968	58 yards	Carl Wojciechowski (from Kaloper) vs. Idaho
1967	80 yards (td)	Harrison Wood (from Menke) vs. Air Force
1966	58 yards (td)	Jim Cope (fro Sparlin) vs. USC
1965	70 yards (td)	Dave Williams (from Sparlin) vs. Oregon
1964	28 yards	Ron Medved (from Hullin) at Washington State
1963	53 yards	Dave Kopay (from Douglas) vs. USC
1962	45 yards	Lee Bernhardt (from Siler) vs. Washington State
1961	47 yards	Andy Alkire (from Ohler) vs. Pittsburgh
1960	48 yards	Lee Holkins (from Hivner) vs. Pacific
1959	53 yards	Don McKeta (from Schloredt) vs. Oregon State
1958	37 yards (td)	Luther Carr (from Hivner) vs. Oregon
1957	58 yards (td)	Dick Payseno (from Dunn) vs. Colorado
1956	65 yards (td)	Mike McCluskey (from George) vs. Oregon State
1955	80 yards (td)	Jim Houston (from Roake), lateral to Corky Lewis vs. USC
1954	42 yards	Steve Roake (from Cox), lateral to Fred Robinson vs. Baylor
1953	69 yards (td)	George Black (from Lederman) vs. Utah
1952	80 yards (td)	George Black (from Heinrich) vs. Stanford
1951	77 yards (td)	Hugh McElhenny (from Mitchell) vs. Illinois

Top Single-Game Performances

Yds.	Name	Opponent	Year	W-L
257	Dave Williams	UCLA	1965	L
223	Andre Riley	Arizona State	1989	L
216	Charles Frederick	Oregon State	2003	W
209	Darryl Franklin	Stanford	1987	W
208	John Ross	California	2016	W
203	Reggie Williams	Washington State	2001	W
198	Jermaine Kearse	Baylor	2011*	L
198	Reggie Williams	Oregon	2002	W
195	Jerome Pathon	Nebraska	1997	L
195	Jim Cope	USC	1966	L
189	Craig Chambers	California	2004	L
184	Reggie Williams	Arizona	2002	W
184	Roland Kirkby	Kansas State	1950	W
182	Jerome Pathon	San Diego State	1997	W
180	Jaydon Mickens	California	2013	W
179	Jermaine Kearse	Syracuse	2010	W
178	Jermaine Kearse	Washington State	2010	W
177	Dave Williams	Oregon	1965	W
171	Scott Phillips	California	1974	L
170	Mario Bailey	Toledo	1991	W
169	Reggie Williams	Washington State	2002	W
169	Spider Gaines	Syracuse	1977	L
167	Andre DeSausure	Oregon State	1998	W
166	Marcel Reece	Arizona	2007	L
165	Brian Slater	Oregon	1987	L
164	Jerome Pathon	Oregon	1997	W
164	George Black	Stanford	1952	W
163	Jerome Pathon	BYU	1997	W
162	Dave Janoski	Washington State	1995	W
160	Reggie Williams	San Jose State	2002	W
159	Bill Earley	Washington State	1950	W
157	Mario Bailey	Kansas State	1991	W
155	Brian Slater	USC	1988	L
154	John Ross	Washington State	2016	W
154	Devin Aguilar	Arizona State	2009	L
152	A. Seferian-Jenkins	California	2012	W
152	Anthony Allen	Maryland	1982	W
148	Paul Arnold	UCLA	2002	L
148	Spider Gaines	Alabama	1978	L
147	D. Stringfellow	UCLA	2013	L
147	Jermaine Kearse	California	2009	W
146	Jermaine Kearse	Oregon State	2010	W
146	Brian Slater	California	1988	W
145	Brian Slater	San Jose State	1988	W
145	Jim Krieg	UCLA	1970	W
143	Andre Riley	USC	1989	L
142	Charles Frederick	Idaho	2002	W
142	Jason Shelley	San Jose State	1993	W
142	Brian Slater	Purdue	1987	W
142	George Black	Utah	1953	W
141	Fred Coleman	Arizona	1996	W
141	Mario Bailey	Colorado	1990	L
141	Hugh McElhenny	California	1951	L
140	Fred Coleman	UCLA	1997	L
140	Al Maurer	UCLA	1970	W
140	Anthony Allen	Washington State	1982	L
139	Mario Bailey	Arizona State	1991	W
138	Reggie Williams	Stanford	2003	W
138	Paul Arnold	Arizona	2001	W
138	Reggie Brown	California	1973	L
137	Andre Riley	Purdue	1989	W
137	Lonzell Hill	Stanford	1986	W
136	D'Andre Goodwin	Oregon State	2008	L
136	Charles Frederick	California	2003	L
134	Dante Pettis	Oregon	2016	W
134	Reggie Williams	USC	2002	L
134	Reggie Williams	Michigan	2001	W
133	Scott Phillips	Texas	1974	L
132	Fred Coleman	Arizona	1997	W
132	Paul Skansi	Texas El Paso	1982	W
131	Dwayne Washington	Utah State	2015	W
131	Devin Aguilar	Hawai'i	2011	W
130	Reggie Williams	Oregon	2003	W
130	Anthony Allen	Arizona	1980	W
130	Bill Earley	USC	1951	L
129	Kasen Williams	Stanford	2012	W
128	Jerome Pathon	Stanford	1996	W
127	Anthony Russo	Oregon	2007	L
127	Craig Chambers	Notre Dame	2005	L
126	D'Andre Goodwin	California	2010	W
126	Mario Bailey	Michigan	1992*	W
125	Sonny Shackelford	USC	2006	L
124	Sonny Shackelford	California	2005	L
124	Fred Coleman	Washington State	1997	L
122	Spider Gaines	Michigan	1978*	W
122	Joe Clويد	Oregon State	1949	L
121	Reggie Williams	Arizona	2003	L
121	Dev Gossett	UCLA	1949	L
120	Sonny Shackelford	UCLA	2006	W
120	Jerome Pathon	USC	1997	W
120	Orlando McKay	Arizona	1989	L
120	Scott Greenwood	Oregon	1977	W
119	Eric Bjornson	Arizona State	1994	L
118	John Ross	California	2014	W
117	Jason Shelley	Stanford	1992	W
117	Brian Slater	Arizona	1987	T
117	Spider Gaines	USC	1978	L
117	Aaron Williams	Stanford	1980	W
116	Reggie Williams	California	2002	L
116	Paul Arnold	California	2001	W
116	Darryl Franklin	Oregon	1987	W
116	Tom Scott	TCU	1971	W
116	Roland Kirkby	USC	1949	L
115	John Ross	Oregon State	2016	W
115	Reggie Williams	USC	2003	L
114	Jermaine Kearse	UCLA	2009	L
114	Charles Frederick	Fresno State	2004	L
114	Mark Pattison	LSU	1983	L
113	Paul Skansi	USC	1979	L
112	Todd Elstrom	UCLA	2001	L
112	Scott Greenwood	California	1977	W
112	Fritz Apking	Utah	1949	W
111	Gerald Harris	California	1999	W
111	Mario Bailey	Oregon	1990	W
110	Kasen Williams	Arizona	2012	L
110	Reggie Davis	Arizona State	1998	W
110	Orlando McKay	Washington State	1991	W
110	Andre Riley	Oregon State	1989	W
110	Aaron Williams	USC	1979	L
109	Jaydon Mickens	Boise State	2013	W
109	Jerramy Stevens	Texas	2001*	L
109	Jerome Pathon	Oregon State	1997	W
109	Jim Warsinski	Washington State	1953	L
108	James Johnson	Nebraska	2011	L
108	Jermaine Kearse	BYU	2010	L
108	Mario Bailey	Oregon	1991	W
108	Dane Looker	Arizona State	1998	W
108	Pete Taggares	Washington State	1972	L
107	Marcel Reece	Washington State	2006	W
107	Reggie Williams	Ohio State	2003	L
107	Scott Phillips	Duke	1973	L
107	Spider Gaines	Washington State	1975	W
106	Anthony Russo	UCLA	2007	L
106	Craig Chambers	Oregon	2004	L
105	Dante Pettis	Arizona State	2016	W
105	Sonny Shackelford	Arizona	2006	W
105	Reggie Williams	UCLA	2003	L
105	Patrick Reddick	California	2002	L
105	Chris Juergens	Arizona State	1999	L
105	Orlando McKay	Oregon	1991	W
104	Dante Pettis	California	2016	W
104	Kevin Smith	Illinois	2013	W
104	Todd Elstrom	Idaho	2000	W
104	Lonzell Hill	USC	1985	W
104	Brian Slater	Washington State	1986	W
103	Craig Chambers	Oregon State	2005	L
103	Eric Bjornson	USC	1994	L
102	Marcel Reece	Boise State	2007	W
102	Patrick Reddick	Arizona	2001	W
102	Jerramy Stevens	Colorado	2000	W
102	Richard Thomas	Miami	1994	W
102	Lonzell Hill	Oregon State	1986	W
102	Dave Williams	Stanford	1965	W
101	Anthony Russo	Washington State	2007	L
101	Reggie Williams	USC	2001	W
101	Mark Bruener	Stanford	1993	W
101	Anthony Allen	Michigan	1981*	L
101	George Black	Washington State	1952	W
100	Jaydon Mickens	Oregon State	2015	W
100	Chris Polk	Arizona	2011	W
100	Craig Chambers	Washington State	2004	L
100	Charles Frederick	UCLA	2004	L
100	Reggie Williams	Wyoming	2002	W
100	Dane Looker	Utah State	1998	W
100	Dane Looker	Air Force	1998	L
100	Theron Hill	Oregon State	1992	W
100	Walter Oldes	UCLA	1973	L
100	Aaron Williams	California	1982	W
100	Danny Greene	USC	1984	L
100	Jason Shelley	Michigan	1993*	L

* indicates bowl game

100-yard Receiving Games

Season

	Name	No.	Year
1.	Reggie Williams	7	2002
2.	Reggie Williams	6	2003
	Jerome Pathon	6	1997
4.	Mario Bailey	5	1991
5.	Dante Pettis	4	2016
	Jermaine Kearse	4	2010
	Andre Riley	4	1989
8.	John Ross	3	2016
	Anthony Russo	3	2007
	Sonny Shackelford	3	2006
	Craig Chambers	3	2004
	Reggie Williams	3	2001
	Dane Looker	3	1998
	Fred Coleman	3	1997
	Brian Slater	3	1988
	Brian Slater	3	1987
	Dave Williams	3	1965

Most Consecutive 100-yard Games

(Regular Season Only)

	Name	No.	Year
1.	Jermaine Kearse	3	2009-10
	Sonny Shackelford	3	2006
	Reggie Williams	3	2003
	Reggie Williams	3	2002-03
	Reggie Williams	3	2002
	Jerome Pathon	3	^1997
	Jerome Pathon	3	^1997
	Dave Williams	3	1965
8.	John Ross	2	2016
	Dante Pettis	2	2016
	Craig Chambers	2	2004
	Charles Frederick	2	2004
	Reggie Williams	2	2003
	Mario Bailey	2	1991
	Andre Riley	2	1989

^ - Two separate three-game streaks

Career

	Name	No.
1.	Reggie Williams	16
2.	Jermaine Kearse	8
3.	Mario Bailey	7
	Brian Slater	7
	Jerome Pathon	7
6.	Craig Chambers	5
	Charles Frederick	5
	Spider Gaines	5
9.	Dante Pettis	4
	Sonny Shackelford	4
	Andre Riley	4
	Anthony Allen	4

WASHINGTON RECORD BOOK — INDIVIDUAL ALL-PURPOSE

All-Purpose Yards

Career	5,832, Napoleon Kaufman, 1991-94
Season	2,396, Louis Rankin, 2007
Game	371, Charles Frederick at Oregon State, 2003
Quarter	305, Corey Dillon vs. San Jose State, 1996 (1st)

Season All-Purpose Yards (Min. 9 games)

	Name (Year)	G	Rush.	Rec.	P/Ret.	K/Ret.	Total	G/Avg.
1.	Louis Rankin (2007)	13	1,294	126	0	976	2,396	184.3
2.	Corey Dillon (1996)	12	1,695	304	0	357	2,356	196.3
3.	Bishop Sankey (2013)	13	1,870	304	0	0	2,174	167.2
4.	Jerome Pathon (1997)	12	0	1,299	216	386	1,901	158.4
5.	Napoleon Kaufman (1993)	11	1,299	139	25	388	1,851	168.3
6.	Napoleon Kaufman (1994)	11	1,390	199	8	229	1,826	166.0
7.	Greg Lewis (1990)	11	1,407	345	0	0	1,752	159.3
8.	Hugh McElhenny (1951)	10	936	339	141	262	1,678	167.8
9.	Hugh McElhenny (1950)	10	1,107	237	60	240	1,644	164.4
10.	Chris Polk (2011)	13	1,488	332	0	0	1,820	140.0

Career All-Purpose Yards (Min. 18 games)

	Name (Years)	G	Rush.	Rec.	P/Ret.	K/Ret.	Total	G/Avg.
1.	Napoleon Kaufman (1991-94)	46	4,106	423	368	935	5,832	126.8
2.	Chris Polk (2008-11)	40	4,049	683	0	241	4,973	124.3
3.	Hugh McElhenny (1949-51)	28	2,499	760	228	747	4,234	151.2
4.	Bishop Sankey (2011-13)	38	3,496	567	0	134	4,197	110.4
5.	Joe Steele (1976-79)	38	3,168	481	0	443	4,092	107.7
6.	Myles Gaskin (2015-)	27	4,675	156	0	11	2,842	105.3
7.	John Ross (2013-16)	40	184	1,729	21	2,048	3,982	99.6
8.	Beno Bryant (1989-93)	48	1,826	246	1,086	823	3,981	82.9
9.	Louis Rankin (2004-07)	40	2,480	255	0	1206	3,941	98.5
10.	Greg Lewis (1987-90)	43	2,903	856	0	118	3,877	90.2

WASHINGTON RECORD BOOK — INDIVIDUAL TOTAL OFFENSE

Total Offense Yards

Career 10,103, Cody Pickett, 1999-2003
 Season 4,273, Cody Pickett, 2002
 Game 509, Marques Tuiasosopo vs. Stanford, 1999

Total Offense Attempts

Career 1,685, Cody Pickett, 1999-2003
 Season 698, Cody Pickett, 2002
 Game 71, Cody Pickett vs. Cal, 2002

Total Offense Yds. Per Game

Career (Min. 18 games): 253.4, Jake Browning, 2015-
 Season (Min. 9 games): 328.7, Cody Pickett, 2002

Total Offense Yards Per Attempt

Career (Min. 2,000 yards): 7.52, Jake Browning, 2015-
 Season (Min. 1,000 yards): 8.16, Jake Browning, 2016

Points Responsible For (Scored and Passed For)

Career Non-Kicker: 510, Keith Price (2010-13)
 Kicker: 358, Jeff Jaeger, 1983-86
 Season 216, Keith Price, 2011

Points Responsible For Per Game

Career (Min. 18 games) – 11.1, Keith Price (2010-13)
 Season (Min. 10 games) – 16.6, Keith Price (2011)

Total Offense

Single Game Total Offense

Name	Yards	Opponent
1. Marques Tuiasosopo	509	Stanford, 1999
2. Jake Locker	493	Arizona, 2007
3. Keith Price	477	Baylor, 2011 Alamo Bowl
4. Cody Pickett	473	Arizona, 2001
5. Cody Pickett	430	Idaho, 2002
6. Jake Locker	420	USC, 2010
7. Cary Conklin	419	Arizona State, 1989
8. Jake Browning	412	Arizona State, 2015
9. Cody Pickett	399	UCLA, 2002
10. Cody Pickett	396	California, 2002

Season

Name	Rush	Pass	Total
1. Cody Pickett (2002)	-185	4,458	4,273
2. Jake Browning (2016)	45	3,430	3,475
3. Jake Locker (2009)	388	2,800	3,188
4. Keith Price (2013)	108	2,966	3,074
5. Keith Price (2011)	10	3,063	3,073
6. Jake Locker (2007)	986	2,062	3,048
7. Marques Tuiasosopo (1999)	571	2,418	2,989
8. Cody Pickett (2003)	-61	3,043	2,982
9. Cody Pickett (2001)	68	2,696	2,764
10. Marques Tuiasosopo (2000)	469	2,284	2,753

Career

Name	Rush	Pass	Total
1. Cody Pickett (1999-02)	-117	10,220	10,103
2. Jake Locker (2007-10)	1,939	7,639	9,578
3. Keith Price (2010-13)	99	8,919	9,018
4. Marques Tuiasosopo (1997-00)	1,495	5,879	7,374
5. Jake Browning (2015-)	80	6,385	6,465
6. Brock Huard (1996-98)	-61	6,391	6,330
7. Damon Huard (1992-95)	118	5,886	6,004
8. Sonny Sixkiller (1970-72)	-208	5,496	5,288
9. Steve Pelluer (1980-83)	331	4,917	5,248
10. Cary Conklin (1986-89)	96	5,082	5,178

Total Offensive Attempts

Game

Name	No.	Opponent
1. Cody Pickett	71	California, 2002
2. Brock Huard	69	USC, 1998
3. Cody Pickett	67	UCLA, 2002
4. Cody Pickett	66	Wash. State, 2002
5. Cody Pickett	65	USC, 2002
6. Jake Browning	62	Arizona State, 2015
Cody Pickett	62	Purdue, 2002 Sun Bowl
8. Cody Pickett	61	Texas, 2001 Holiday Bowl
9. Keith Price	59	Arizona, 2012
Sonny Sixkiller	59	USC, 1970

Season

Name	Year	Att.
1. Cody Pickett	2002	698
2. Cody Pickett	2003	534
3. Jake Locker	2009	506
4. Keith Price	2012	501
5. Jake Locker	2007	500
6. Marques Tuiasosopo	2000	486
7. Cary Conklin	1989	477
8. Marques Tuiasosopo	1999	471
9. Steve Pelluer	1983	459
10. Jake Browning	2016	456

Career

Name	Att.
1. Cody Pickett (1999-2003)	1,685
2. Jake Locker (2007-10)	1,601
3. Keith Price (2010-13)	1,406
4. Marques Tuiasosopo (1997-2000)	1,194
5. Steve Pelluer (1980-83)	1,077
6. Brock Huard (1996-98)	1,006
7. Damon Huard (1992-95)	975
8. Cary Conklin (1986-89)	959
9. Sonny Sixkiller (1970-72)	941
10. Jake Browning (2015-)	889

Total Offense Yards Per Game

Season (Min. 1,000 yards)

Name	Year	Rush	Pass	Total	Gms.	Avg.
1. Cody Pickett	2002	-185	4,458	4,273	13	328.7
2. Jake Locker	2009	388	2,800	3,188	12	265.7
3. Keith Price	2013	108	2,966	3,074	12	256.2
4. Jake Locker	2007	986	2,062	3,048	12	254.0
5. Cody Pickett	2001	68	2,696	2,764	11	251.3
6. Jake Browning	2015	35	2,955	2,990	12	249.2
7. Marques Tuiasosopo	1999	571	2,418	2,989	12	249.1
8. Cody Pickett	2003	-61	3,043	2,982	12	248.5
9. Jake Browning	2016	45	3,430	3,475	14	248.2
10. Keith Price	2011	10	3,063	3,073	13	236.4

Career (Min. 2,000 yards)

Name	Rush	Pass	Total	Gms.	Avg.
1. Cody Pickett (1999-03)	-117	10,220	10,103	40	252.6
2. Jake Browning (2015-)	80	6,385	6,465	26	248.7
3. Jake Locker (2007-10)	1,939	7,639	9,578	40	239.4
4. Keith Price (2010-13)	99	8,919	9,018	46	196.0
5. Brock Huard (1996-98)	-61	6,391	6,330	33	191.8
6. Sonny Sixkiller (1970-72)	-208	5,496	5,288	28	188.9
7. Cyler Miles (2013-14)	498	2,815	3,313	20	165.7
8. Damon Huard (1992-95)	118	5,886	6,004	37	162.3
9. Marques Tuiasosopo (1997-00)	1,495	5,879	7,374	46	160.3
10. Chris Chandler (1984-87)	358	4,735	5,093	32	159.2

Total Offense Yards Per Attempt

Season (Min. 1,000 yards)

Name	Year	Rush	Pass	Total	Plays	Avg.
1. Jake Browning	2016	45	3,430	3,475	456	7.62
2. Keith Price	2011	10	3,063	3,073	418	7.35
3. Brock Huard	1997	-91	2,319	2,228	309	7.21
4. Keith Price	2013	108	2,966	3,074	434	7.08
5. Billy Joe Hobert	1991	55	2,463	2,518	356	7.07
6. Jake Browning	2015	35	2,955	2,990	433	6.91
7. Isaiah Stanback	2005	353	2,136	2,489	364	6.84
8. Damon Huard	1995	52	2,509	2,561	382	6.70
9. Tom Flick	1980	-99	2,460	2,361	355	6.65
10. Don Heinrich	1950	-39	1,845	1,806	272	6.64

Career (Min. 2,000 yards)

Name	Rush	Pass	Total	Plays	Avg.
1. Jake Browning (2015-)	80	6,385	6,465	889	7.27
2. Billy Joe Hobert (1990-92)	287	3,220	3,507	535	6.56
3. Keith Price (2010-13)	99	8,919	9,018	1,406	6.41
4. Brock Huard (1996-98)	-61	6,391	6,330	1,006	6.29
5. Cyler Miles (2013-14)	498	2,815	3,317	530	6.26
6. M. Tuiasosopo (1997-00)	1,495	5,879	7,374	1,194	6.18
7. Damon Huard (1992-95)	118	5,886	6,004	975	6.16
8. Mark Brunell (1989-92)	758	4,008	4,766	774	6.16
9. Isaiah Stanback (2003-06)	794	3,868	4,662	757	6.15
10. Chris Chandler (1984-1987)	358	4,735	5,093	836	6.09

Yearly Total Offense Leaders

Year	Name	Plays	Rush	Pass	Total	Year	Name	Plays	Rush	Pass	Total
2016	Jake Browning, qb	456	45	3,430	3,475	1976	Warren Moon, qb	255	69	1,106	1,175
2015	Jake Browning, qb	433	35	2,955	2,990	1975	Robin Earl, fb	167	782	0	782
2014	Cyler Miles, qb	447	307	2,397	2,704	1974	Dennis Fitzpatrick, qb	224	697	622	1,319
2013	Keith Price, qb	434	108	2,919	3,074	1973	Chris Rowland, qb	311	47	1,521	1,568
2012	Keith Price, qb	501	-34	2,726	2,692	1972	Sonny Sixkiller, qb	183	-71	1,125	1,054
2011	Keith Price, qb	418	10	3,063	3,073	1971	Sonny Sixkiller, qb	338	-102	2,068	1,966
2010	Jake Locker, qb	546	385	2,265	2,650	1970	Sonny Sixkiller, qb	420	-35	2,303	2,268
2009	Jake Locker, qb	504	388	2,800	3,188	1969	Gene Willis, qb	212	185	568	753
2008	Ronnie Fouch, qb	294	-105	1,339	1,234	1968	Carl Wojciechowski, hb	138	651	0	651
2007	Jake Locker, qb	500	986	2,062	3,048	1967	Tom Manke, qb	220	483	613	1,096
2006	Isaiah Stanback, qb	274	350	1,325	1,675	1966	Tom Sparlin, qb	226	132	954	1,086
2005	Isaiah Stanback, qb	364	353	2,136	2,489	1965	Tod Hullin, qb	241	-23	1,318	1,295
2004	Casey Paus, qb	312	-63	1,476	1,413	1964	Junior Coffey, qb	147	638	0	638
2003	Cody Pickett, qb	534	-61	3,043	2,989	1963	Bill Douglas, qb	239	327	952	1,279
2002	Cody Pickett, qb	698	-185	4,458	4,273	1962	Junior Coffey, fb	98	581	0	581
2001	Cody Pickett, qb	445	68	2,696	2,764	1961	Kim Stiger, hb	130	582	0	582
2000	M. Tuiasosopo, qb	486	469	2,284	2,753	1960	Bob Hivner, qb	101	-4	580	576
1999	M. Tuiasosopo, qb	471	571	2,418	2,982	1959	Bob Schlorede, qb	219	336	835	1,171
1998	Brock Huard, qb	397	20	2,191	2,211	1958	Bob Hivner, qb	206	247	585	835
1997	Brock Huard, qb	309	-91	2,319	2,228	1957	Jim Jones, fb	105	488	0	488
1996	Brock Huard, qb	300	10	1,881	1,891	1956	Al Ferguson, qb	74	88	418	506
1995	Damon Huard, qb	382	52	2,509	2,561	1955	Credell Green, hb	108	652	0	652
1994	Damon Huard, qb	340	41	1,887	1,928	1954	Bob Cox, qb	216	37	809	846
1993	Damon Huard, qb	247	48	1,282	1,330	1953	Sandy Lederman, qb	237	-24	1,157	1,133
1992	Mark Brunell, qb	297	229	1,609	1,838	1952	Don Heinrich, qb	294	5	1,647	1,652
1991	Billy Joe Hobert, qb	356	55	2,463	2,518	1951	Sam Mitchell, qb	190	16	1,102	1,118
1990	Mark Brunell, qb	390	472	1,895	2,365	1950	Don Heinrich, qb	272	-39	1,845	1,806
1989	Cary Conklin, qb	477	-61	2,786	2,721	1949	Don Heinrich, qb	139	-28	899	807
1988	Cary Conklin, qb	383	116	1,833	1,949	1948	Ansel McCullough, b	141	-42	709	667
1987	Chris Chandler, qb	330	159	1,973	2,132	1947	Dick Ottele, qb	72	232	147	379
1986	Chris Chandler, qb	383	115	2,193	2,308	1946	Fred Provo, lh	110	307	435	742
1985	Hugh Millen, qb	291	-78	1,565	1,487	1942-1945	No records available				
1984	Hugh Millen, qb	202	20	1,092	1,112	1941	Bob Erickson, hb	127	247	204	451
1983	Steve Pelluer, qb	459	189	2,365	2,554	1940	Dean McAdams, hb	169	273	475	748
1982	Steve Pelluer, qb	250	29	1,248	1,277	1939	Dean McAdams, hb	181	240	477	717
1981	Steve Pelluer, qb	360	117	1,280	1,397	1938	Jim Johnston, rlh	114	472	144	616
1980	Tom Flick, qb	355	-99	2,460	2,361	1937	Frank Waskowitz, hb	147	226	407	633
1979	Tom Flick, qb	167	-41	852	811	1937*	Merle Miller, rh	97	0	417	417
1978	Tom Porras, qb	263	75	1,151	1,226	* Totals for seven P.C.C. games only					
1977	Warren Moon, qb	332	262	1,772	2,034						

WASHINGTON RECORD BOOK — INDIVIDUAL PUNTING

Punts

Career	244, Thane Cleland, 1983-86
Season	76, Don Feleay, 1975
Game	12, Jeff Partridge vs. Arizona State, 1982 12, Don Feleay vs. USC, 1975 12, Gene Willis vs. Oregon State, 1969

Longest Punt

Game	82, Kiel Rasp at California, 2010 82, Sean Douglas at Oklahoma, 2006
------	---

Punts Per Game

Career	6.19, Jeff Partridge, 1981-82 (130 punts, 21 games)
Season	8.1, Dean McAdams, 1940 (73 punts, 9 games)

Average per Punt

Career (Min. 100 punts)	– 44.4, Kiel Rasp (4,753 yds., 107 punts), 2010-11
Season (Min. 30 punts)	– 45.6, Kiel Rasp (1,733 yds., 38 punts), 2011
Game (Min. 3 punts)	– 57.0, Bob Schloreedt (342 yards, 6 punts) vs. Colorado, 1959

Average per Punt

Game (Min. 3 punts)

Name	Avg. (Nos.)	Opponent
1. Bob Schloreedt	57.0 (6-342)	Colorado, 1959
2. Sean Douglas	56.0 (5-280)	Oklahoma, 2006
3. Jared Ballman	55.0 (5-275)	Oregon, 2007
4. Kiel Rasp	52.2 (8-418)	USC, 2011
5. Channing Wyles	52.0 (4-208)	Washington State, 1990
6. Channing Wyles	51.8 (4-207)	Colorado, 1990
7. Korey Durkee	51.7 (7-362)	Stanford, 2014
8. John Werdel	51.6 (5-258)	USC, 1993
9. Ryan Fleming	51.4 (5-257)	BYU, 1999
10. Will Mahan	50.3 (3-151)	Stanford, 2009

Season (Min. 30 punts)

Name	No.	Yards	Avg.
1. Kiel Rasp (2011)	38	1,733	45.6
2. Kiel Rasp (2010)	68	3,202	43.8
3. Korey Durkee (2015)	47	2,047	43.6
4. Sean Douglas (2006)	72	3,110	43.2
5. Skip Boyd (1973)	69	2,964	43.0
6. Sean Douglas (2005)	51	2,175	42.6
7. Sean Douglas (2004)	63	2,682	42.6
8. Jeff Partridge (1982)	70	2,966	42.4
9. Skip Boyd (1974)	57	2,407	42.2
10. Korey Durkee (2014)	63	2,653	42.1

Career (Min. 100 punts)

Name (Years)	No.	Yards	Avg.
1. Kiel Rasp (2010-11)	107	4,753	44.4
2. Sean Douglas (2003-06)	187	8,010	42.8
3. Korey Durkee (2012-15)	125	5,253	42.0
4. Skip Boyd (1972-74)	194	7,987	41.2
5. Jeff Partridge (1981-82)	130	5,337	41.1
6. Dean McAdams (1938-40)	167	6,777	40.6
7. Travis Coons (2012-13)	116	4,655	40.1
8. Channing Wyles (1988-90)	133	5,277	39.7
Jared Ballman (2007-08)	136	5,395	39.7
10. Derek McLaughlin (2001-02)	120	4,744	39.5
John Werdel (1991-93)	168	6,632	39.5

Total Punts

Game

Name	No.	Opponent
1. Jeff Partridge	12	Arizona State, 1982
Don Feleay	12	USC, 1975
Gene Willis	12	Oregon State, 1969
4. Travis Coons	11	Arizona State, 2013
Gene Willis	11	Stanford, 1971
Jeff Huget	11	Washington State, 1968
Don Martin	11	UCLA, 1967
Larry Hatch	11	Minnesota, 1948

8. Kiel Rasp	10	Oregon, 2010
Jared Ballman	10	Oregon, 2008
Sean Douglas	10	USC, 2004
Garth Erickson	10	Ohio State, 2003
Ryan Fleming	10	Arizona State, 2000
Channing Wyles	10	San Jose State, 1990
Channing Wyles	10	Oregon, 1989
Thane Cleland	10	Oregon, 1984
Jeff Partridge	10	UCLA, 1982
Dick Galuska	10	Michigan, 1970
Don Martin	10	Oregon, 1966
Steve Sanford	10	Baylor, 1965
Steve Crook	10	USC, 1953

Season

Name	Year	Punts	Avg.
1. Don Feleay	1975	76	39.2
2. Thane Cleland	1984	75	39.5
3. John Werdel	1992	74	38.6
4. Dean McAdams	1940	73	40.5
5. Sean Douglas	2006	72	43.2
6. Jared Ballman	2007	71	40.9
Ryan Fleming	1998	71	38.8
Dean McAdams	1939	71	40.1
9. Garth Erickson	2003	70	41.8
Channing Wyles	1990	70	41.1
Jeff Partridge	1982	70	42.4

Career

Name	No.	Yards	Avg.
1. Thane Cleland (1983-86)	244	9,545	39.1
2. Sean Douglas (2003-06)	187	8,010	42.8
3. Skip Boyd (1972-74)	194	7,987	41.2
4. Ryan Fleming (1998-2000)	180	6,998	38.9
5. John Werdel (1991-93)	168	6,632	39.5
6. Dean McAdams (1938-40)	167	6,777	40.6
7. Don Martin (1965-67)	143	5,595	39.1
8. Rick Redman (1962-64)	137	5,171	37.7
9. Jared Ballman (2007-08)	130	5,395	39.7
10. Channing Wyles (1988-90)	133	5,277	39.7

Punts Per Game

Season (Min. 50 punts)

Name	Year	Punts	Gms.	Avg.
1. Dean McAdams	1940	73	9	8.1
2. Dean McAdams	1939	71	9	7.8
3. Don Feleay	1975	76	11	6.8
4. Thane Cleland	1984	75	12	6.3
Skip Boyd	1973	69	11	6.3
6. John Werdel	1992	74	12	6.2
Skip Boyd	1972	68	11	6.2
8. Sean Douglas	2006	72	12	6.0
9. Ryan Fleming	1998	71	12	5.9
10. Kiel Rasp	2010	69	12	5.8

Career (Min. 100 punts)

Name	Punts	Gms.	Avg.
1. Jeff Partridge (1981-82)	130	21	6.2
Dean McAdams (1939-40)	167	27	6.2
3. Skip Boyd (1972-74)	194	33	5.8
Don Feleay (1975-76)	127	22	5.8
5. Thane Cleland (1983-86)	244	44	5.5
6. Jared Ballman (2007-08)	136	25	5.4
7. Channing Wyles (1988-90)	133	25	5.3
8. John Werdel (1991-93)	168	33	5.1
Don Martin (1965-67)	143	28	5.1
10. Ryan Fleming (1998-2000)	180	36	5.0

Punting Yards Game

Name	No.	Opponent
1. Jeff Partridge	540	Arizona State, 1982
2. Travis Coons	515	Arizona State, 2013
3. Don Martin	482	UCLA, 1967
4. Jeff Huget	463	Washington State, 1968
5. Gene Willis	450	Stanford, 1971
6. Jeff Partridge	448	UCLA, 1982
7. Don Fealey	445	USC, 1975
8. Kiel Rasp	438	Nebraska, 2010
9. Channing Wyles	432	San Jose State, 1990
10. Sean Douglas	429	USC, 2004

Long Punt (60+ Yards)

Name	Yds.	Opponent
1. Kiel Rasp	82	California, 2010
Sean Douglas	82	Oklahoma, 2006
3. Sean Dougals	81	Oklahoma, 2005
4. Derek McLaughlin	80	Oregon, 2002
5. Sean Douglas	78	Washington State, 2004
6. Derek McLaughlin	74	California, 2001
7. Ryan Fleming	73	BYU, 1999
Don Fealey	73	Navy, 1975
9. Jared Ballman	72	Oregon, 2007
10. Scott Phillips	70	Texas, 1974
Skip Boyd	70	Texas A&M, 1974
Bob Schloretdt	70	Oregon State, 1958
13. Sean Douglas	69	Oregon, 2005
Brandy Brownlee	69	Oregon, 1987
Skip Boyd	69	Oregon, 1974
16. Sean Douglas	68	USC, 2006
17. Don Fealey	66	Oregon State, 1976
Bob Schloretdt	66	Colorado, 1959
19. Tristan Vizcaino	65	Alabama, 2016
Korey Durkee	65	Stanford, 2014
Travis Coons	65	Washington State, 2012
John Werdel	65	USC, 1973
John Werdel	65	Washington State, 1992
Channing Wyles	65	Washington State, 1990
Aaron Wilson	65	Arizona State, 1978
Don Fealey	65	Texas, 1975
Will Mahan	64	BYU, 2010
Jared Ballman	64	BYU, 2008
Sean Douglas	64	Washington State, 2006
Sean Douglas	64	UCLA, 2006
Jeff Partridge	64	Arizona State, 1981
Kiel Rasp	63	Washington State, 2010
Geoff Prince	63	Arizona, 1995
Skip Boyd	63	California, 1973
Skip Boyd	63	Iowa State, 1974
Jeff Huget	63	Idaho, 1968
Rick Redman	63	Stanford, 1962
Tristan Vizcaino	62	Alabama, 2016
Tristan Vizcaino	62	Colorado, 2016
Korey Durkee	62	Boise State, 2015
Korey Durkee	62	Hawai'i, 2014
Kiel Rasp	62	Washington State, 2011
Kiel Rasp	62	USC, 2011
Sean Douglas	62	Arizona, 2006
Channing Wyles	62	Colorado, 1990
Jeff Partridge	62	UCLA, 1982
Aaron Wilson	62	USC, 1977
Gene Willis	62	Purdue, 1971
Jeff Huget	62	USC, 1968
Bob Schloretdt	62	Colorado, 1959
Bob Schloretdt	62	Oregon State, 1958
Travis Coons	61	Arizona State, 2013
Will Mahan	61	Stanford, 2009
Garth Erickson	61	Indiana, 2004
Hamid Sarshar	61	Stanford, 1996

Brandy Brownlee	61	Purdue, 1987
Skip Boyd	61	Oregon, 1973
Rick Redman	61	Washington State, 1962
Korey Durkee	60	California, 2014
Sean Douglas	60	Washington State, 2005
Sean Douglas	60	Notre Dame, 2005
Billy Joe Hobert	60	Stanford, 1991
Channing Wyles	60	Iowa, 1991 Rose Bowl
Rich Camarillo	60	UCLA, 1979
Don Fealey	60	California, 1976
Don Martin	60	Washington State, 1966
Don Martin	60	Stanford, 1966
Don Martin	60	California, 1965
Rick Redman	60	Oregon State, 1962
Bob Schloretdt	60	Colorado, 1959

Single Game Long Punt (60-plus Yards) Breakdown

Name	No.	Opponent
Bob Schloretdt	3 (60, 62, 66)	Colorado, 1958
Sean Douglas	2 (82, 81)	Oklahoma, 2006
Bob Schloretdt	2 (70, 62)	Oregon State, 1958

Long Punts (60-plus Yards)

Season	Name	No.	Year
1.	Sean Douglas	6	2006
2.	Bob Schloretdt	5	1958
3.	Korey Durkee	3	2014
	Sean Douglas	3	2005
	Channing Wyles	3	1990
	Skip Boyd	3	1974
	Rick Redman	3	1962
8.	Kiel Rasp	2	2011
	Kiel Rasp	2	2010
	Jared Ballman	2	2007
	Brandy Brownlee	2	1987
	Don Fealey	2	1975
	Don Fealey	2	1976
	Skip Boyd	2	1973
	Jeff Huget	2	1968
	Don Martin	2	1966

Career

Name	No.
1. Sean Douglas (2003-06)	10
2. Skip Boyd (1972-74)	5
Bob Schloretdt (1958-60)	5
4. Kiel Rasp (2010)	4
Don Fealey (1975-76)	4
6. Korey Durkee (2012-14)	4
7. Channing Wyles (1988-90)	3
Don Martin (1965-67)	3
Rick Redman (1962-64)	3
10. Travis Coons (2012-13)	2
Derek McLaughlin (2001-02)	2
Aaron Wilson (1977-1978)	2
Brandy Brownlee (1987)	2
Jeff Huget (1966-68)	2
Jeff Partridge (1981-82)	2
John Werdel (1991-93)	2

Yearly Punting Leader

Year	Name	No.	Yds.	Avg.
2016	Tristan Vizcaino	51	2,077	40.7
2015	Korey Durkee	47	2,047	43.6
2014	Korey Durkee	63	2,653	42.1
2013	Travis Coons	62	2,506	40.4
2012	Travis Coons	54	2,149	39.8
2011	Kiel Rasp	38	1,733	45.6
2010	Kiel Rasp	69	3,020	43.8
2009	Will Mahan	50	2,112	40.6
2008	Jared Ballman	65	2,489	38.3
2007	Jared Ballman	71	2,906	40.9
2006	Sean Douglas	72	3,110	43.2
2005	Sean Douglas	51	2,175	42.6
2004	Sean Douglas	63	2,682	42.6
2003	Garth Erickson	70	2,925	41.8
2002	Derek McLaughlin	62	2,376	38.3
2001	Derek McLaughlin	58	2,368	40.8
2000	Ryan Fleming	58	2,207	38.1
1999	Ryan Fleming	51	2,038	40.0
1998	Ryan Fleming	71	2,753	38.8
1997	Sean O'Laughlin	60	2,385	39.8
1996	Hamid Sarshar	43	1,503	35.0
1995	Geoff Prince	58	2,218	38.2
1994	Geoff Prince	50	1,860	37.2
1993	John Werdel	57	2,260	39.6
1992	John Werdel	74	2,855	38.6
1991	John Werdel	37	1,517	41.0
1990	Channing Wyles	70	2,874	41.1
1989	Channing Wyles	60	2,283	38.1
1988	Eric Canton	59	2,016	34.2
1987	Brandy Brownlee	32	1,265	39.5
1986	Thane Cleland	55	2,223	40.4
1985	Thane Cleland	63	2,409	38.2
1984	Thane Cleland	75	2,959	39.5
1983	Thane Cleland	51	1,954	38.3
1982	Jeff Partridge	70	2,966	42.4
1981	Jeff Partridge	60	2,371	39.5
1980	Rich Camarillo	57	2,169	38.1
1979	Rich Camarillo	58	2,351	40.5
1978	Aaron Wilson	54	1,953	36.2
1977	Aaron Wilson	62	2,251	36.3
1976	Don Feleay	51	2,017	39.5
1975	Don Feleay	76	2,981	39.2
1974	Skip Boyd	57	2,407	42.2
1973	Skip Boyd	69	2,964	43.0
1972	Skip Boyd	68	2,616	38.5
1971	Gene Willis	41	1,666	40.6
1970	Dick Galuska	55	2,115	38.5
1969	Gene Willis	49	1,742	35.6
1968	Jeff Huget	43	1,670	38.9
1967	Don Martin	62	2,357	38.1
1966	Don Martin	51	2,079	40.7
1965	Don Martin	30	1,159	38.6
1964	Rick Redman	47	1,820	38.7
1963	Rick Redman	46	1,713	37.2
1962	Rick Redman	44	1,638	38.3
1961	Glenn Reese	25	842	33.7
1960	Bob Schloretdt	22	865	39.3
1959	Bob Schloretdt	56	2,238	40.0
1958	Bob Schloretdt	54	1,997	37.0
1957	Bob Dunn	40	1,472	36.8
1956	Dick Day	29	1,061	36.6
1955	Steve Roake	35	1,154	33.0
1954	Bill Albrecht	22	809	36.8
1953	Stewart Crook	22	807	36.7
1952	Don Heinrich	47	1,707	36.3
1951	Tom Sprague	40	1,388	34.7
1950	Don Heinrich	40	1,379	34.5
1949	Don Heinrich	34	1,223	36.0
1948	Larry Hatch	55	1,811	32.9
1947	Herb Hallow	13	469	36.1
1942-1946	Statistics unavailable			
1941	Bob Erickson	57	2,011	35.3
1940	Dean McAdams	73	2,958	40.5
1939	Dean McAdams	71	2,847	40.1
1938	Dean McAdams	23	972	42.3
1937*	Frank Waskowitz	30	944	31.5

* Totals for seven P.C.C. games only

Yearly Longest Punt

Year	Yards	Player vs. Opponent
2016	65 yards	Tristan Vizcaino vs. Alabama
2015	62 yards	Korey Durkee at Boise State
2014	65 yards	Korey Durkee vs. Stanford
2013	61 yards	Travis Coons at Arizona State
2012	65 yards	Travis Coons at Washington State
2011	62 yards	Kiel Rasp vs. Washington State; at USC
2010	82 yards	Kiel Rasp at California
2009	61 yards	Will Mahan at Stanford
2008	64 yards	Jared Ballman vs. BYU
2007	72 yards	Jared Ballman vs. Oregon
2006	82 yards	Sean Douglas at Oklahoma
2005	69 yards	Sean Douglas at Oregon
2004	78 yards	Sean Douglas vs. Washington State
2003	61 yards	Garth Erickson vs. Indiana
2002	80 yards	Derek McLaughlin at Oregon
2001	74 yards	Derek McLaughlin at California
2000	50 yards	Ryan Fleming vs. Idaho
1999	73 yards	Ryan Fleming at BYU
1998	55 yards	Ryan Fleming vs. Utah State
1997	59 yards	Sean O'Laughlin vs. San Diego State
1996	61 yards	Hamid Sarshar vs. Stanford
1995	56 yards	Geoff Prince at Arizona
1994	50 yards	Geoff Prince at USC; at Miami
1993	65 yards	John Werdel vs. USC
1992	65 yards	John Werdel at Washington State
1991	59 yards	Billy Joe Hobert vs. Stanford
1990	65 yards	Channing Wyles vs. Washington State
1989	59 yards	Channing Wyles vs. Oregon State
1988	51 yards	Eric Canton vs. Oregon
1987	69 yards	Brandy Brownlee vs. Oregon
1986	63 yards	Thane Cleland vs. California
1985	57 yards	Thane Cleland vs. Oregon State
1984	56 yards	Thane Cleland vs. California
1983	59 yards	Thane Cleland vs. USC
1982	62 yards	Jeff Partridge vs. UCLA
1981	64 yards	Jeff Partridge vs. Arizona State
1980	56 yards	Rich Camarillo vs. Arizona State
1979	60 yards	Rich Camarillo vs. UCLA
1978	65 yards	Aaron Wilson vs. Arizona State
1977	62 yards	Aaron Wilson vs. USC
1976	66 yards	Don Feleay vs. Oregon State
1975	73 yards	Don Feleay vs. Navy
1974	70 yards	Skip Boyd vs. Texas A&M; vs. Texas
1973	63 yards	Skip Boyd vs. California
1972	53 yards	Skip Boyd vs. Duke
1971	62 yards	Gene Willis vs. Purdue
1970	56 yards	Dick Galuska vs. Stanford
1969	56 yards	Gene Willis vs. Oregon
1968	63 yards	Jeff Huget vs. Idaho
1967	57 yards	Don Martin vs. UCLA
1966	60 yards	Don Martin vs. Washington State; vs. Stanford
1965	60 yards	Don Martin vs. California
1964	61 yards	Rick Redman at Washington State
1963	58 yards	Rick Redman at Pittsburgh
1962	63 yards	Rick Redman vs. Stanford
1961	56 yards	Dave Kopay vs. Purdue
1960	51 yards	Bob Schloretdt vs. Minnesota
1959	66 yards	Bob Schloretdt vs. Colorado
1958	71 yards	Bob Schloretdt vs. Oregon State
1957	52 yards	Bobby Dunn vs. Oregon; vs. California
1956	57 yards	Dick McVeigh vs. USC
1955	50 yards	Steve Roake vs. Stanford
1954	57 yards	Bill Albrecht vs. Washington State
1953	57 yards	Stewart Crook vs. USC
1952	51 yards	Don Heinrich vs. Oregon State
1951	54 yards	Dick Sprague vs. Washington State

WASHINGTON RECORD BOOK — INDIVIDUAL KICKING

Field Goals Made

Career	85, Jeff Jaeger, 1983-86
Season	25, Chuck Nelson, 1982
Game	5, John Anderson at Wash. State, 2002 5, Jeff Jaeger vs. Houston, 1985

Field Goal Attempts

Career	105, Jeff Jaeger, 1983-86
Season	34, John Anderson, 2002
Game	8, John Anderson at Wash. State, 2002

Field Goal Percentage

Career (Min. 15 made/attempted)	.813, Chuck Nelson, 1980-82 (61 of 75)
Season (Min. 15 made/attempted)	.962, Chuck Nelson, 1982 (25 of 26)

Consecutive Field Goals

Career	30 FG, Chuck Nelson, 1981-82 16 games, Jeff Jaeger, 1983-84
Season	25 FG, Chuck Nelson, 1982

Most Extra Points Made

Career	170, Cameron Van Winkle, 2013-16
Season	74, Cameron Van Winkle, 2016
Game	10, Cameron Van Winkle vs. Oregon, 2016

Most Extra Point Attempts

Career	173, Cameron Van Winkle, 2013-16
Season	75, Cameron Van Winkle, 2016
Game	10, Cameron Van Winkle vs. Oregon, 2016

Extra Point Percentage

Career (Min. 50 made)	1.000, Erik Folk, 2009-11 (124 of 124)
Season (Min. 10 games)	1.000, 15 times

Consecutive PATs

Career:	124 PATs, Erik Folk, 2009-11 22 games, Mike Lansford, 1978-79
---------	--

Points by Kicking (PATs & FGs)

Career	380, Jeff Jaeger, 1983-86
Season	112, Chuck Nelson, 1982
Game	17, John Anderson at Wash. State, 2002 17, Jeff Jaeger vs. Houston, 1985 17, Chuck Nelson vs. UTEP, 1982

Field Goals Made

Game	Name	No.	Opponent
1.	John Anderson	5	Washington State, 2002
	Jeff Jaeger	5	Houston, 1985
3.	Erik Folk	4	USC, 2010
	Ryan Perkins	4	Arizona State, 2008
	John Anderson	4	California, 2002
	Travis Hanson	4	Washington State, 1993
	Brandy Brownlee	4	Texas A&M, 1987
	Jeff Jaeger	4	Oregon, 1985
	Jeff Jaeger	4	Northwestern, 1984
	Jeff Jaeger	4	Oregon State, 1984
	Chuck Nelson	4	San Diego State, 1982
	Chuck Nelson	4	UTEP, 1982
	Jeff Jaeger	4	Oregon, 1983
	Chuck Nelson	4	Texas Tech, 1981
	Steve Robbins	4	UCLA, 1977
	Don Martin	4	Washington State, 1966

Season

Name (Year)	No.
1. Chuck Nelson (1982)	25
2. Jeff Jaeger (1985)	23
3. John Anderson (2002)	22
Jeff Jaeger (1984)	22
5. Jeff Jaeger (1983)	21
6. Cameron Van Winkle (2014)	20
Chuck Nelson (1980)	20
8. Jeff Jaeger (1986)	19
9. Erik Folk (2009)	18
John Wales (1994)	18

Career

Name (Years)	No.
1. Jeff Jaeger (1983-86)	85
2. John Anderson (1999-02)	68
3. Chuck Nelson (1980-82)	61
4. Cameron Van Winkle (2013-16)	52
5. Erik Folk (2009-10)	42
6. Travis Hanson (1990-93)	40
7. Steve Robbins (1974-77)	37
8. John Wales (1994-96)	36
9. Evan Knudson (2003-05)	28
10. John McCallum (1988-89)	26

Field Goal Attempts

Game	Name	No.	Opponent
1.	John Anderson	8	Washington State, 2002
2.	John Anderson	5	California, 2002
	Jeff Jaeger	5	Houston, 1985
	Jeff Jaeger	5	Northwestern, 1984
	Jeff Jaeger	5	Oregon State, 1984
	Steve Robbins	5	UCLA, 1977
7.	Erik Folk	4	USC, 2010
	Erik Folk	4	Oregon, 2010
	Erik Folk	4	UCLA, 2009
	Erik Folk	4	LSU, 2009
	Ryan Perkins	4	Washington State, 2008
	Ryan Perkins	4	Arizona State, 2008
	Evan Knudson	4	Nevada, 2003
	John Anderson	4	Purdue, 2002 Sun Bowl
	John Anderson	4	Texas, 2001 Holiday Bowl
	John Anderson	4	Michigan, 2001
	John Anderson	4	California, 2000
	John Wales	4	Washington State, 1996
	John Wales	4	USC, 1995
	John Wales	4	UCLA, 1994
	Geoff Prince	4	Ohio State, 1994
	Travis Hanson	4	Washington State, 1993
	Brandy Brownlee	4	Texas A&M, 1987
	Jeff Jaeger	4	Oregon, 1985
	Chuck Nelson	4	San Diego State, 1982
	Chuck Nelson	4	UTEP, 1982
	Jeff Jaeger	4	Arizona, 1983
	Jeff Jaeger	4	Oregon, 1983
	Chuck Nelson	4	Texas Tech, 1981
	Chuck Nelson	4	USC, 1980
	Mike Lansford	4	Arizona State, 1978
	Don Martin	4	Washington State, 1966

Season

Name	Year	FGA
1. John Anderson	2002	34
2. Jeff Jaeger	1984	29
3. Chuck Nelson	1980	28
4. Jeff Jaeger	1983	27
5. Chuck Nelson	1982	26
Jeff Jaeger	1985	26
John Anderson	2001	26
8. John Wales	1994	25
9. Cameron Van Winkle	2014	24
Steve Robbins	1977	24

Career

Name	FGA
1. Jeff Jaeger (1983-86)	105
2. John Anderson (1999-2002)	100
3. Chuck Nelson (1980-82)	75
4. Steve Robbins (1974-77)	65
5. Cameron Van Winkle (2013-15)	64
6. John Wales (1994-96)	61
Travis Hanson (1990-93)	61
8. Erik Folk (2009-10)	57
9. Evan Knudson (2003-05)	42
10. Mike Lansford (1978-79)	38

Field Goal Percentage

Season (Min. 15 attempts)	Name	Year	FG-FGA	PCT.
1.	Chuck Nelson	1982	25-26	.962
2.	Travis Coons	2013	15-16	.938
3.	Jeff Jaeger	1985	23-26	.885
4.	Erik Folk	2009	18-21	.857
5.	Cameron Van Winkle	2014	20-24	.833
6.	Jeff Jaeger	1986	19-23	.826
7.	Cameron Van Winkle	2016	16-20	.800
8.	Cameron Van Winkle	2015	16-20	.800
	John McCallum	1989	16-20	.800
10.	Jeff Jaeger	1983	21-27	.778

Career (Min. 25 attempts)

Name	FG-FGA	PCT.
2. Chuck Nelson	61-75	.813
1. Cameron Van Winkle	56-64	.812
3. Jeff Jaeger	85-105	.810
4. Travis Coons	24-30	.800
5. John McCallum	26-35	.743
6. Erik Folk	42-57	.737
7. Don Martin	20-28	.714
8. Ryan Perkins	22-31	.710
9. John Anderson	68-100	.680
10. Evan Knudson	28-42	.667

PATs Attempted

Game	Name	No.	Opponent
1.	Cameron Van Winkle	10	Oregon, 2016
2.	Cameron Van Winkle	9	California, 2016
	Traivs Coons	9	Oregon State, 2013
	Steve Wiezbowski	9	UCSB, 1971
	Hugh McElhenny	9	Oregon, 1951
6.	Cameron Van Winkle	8	Idaho, 2016
	Travis Coons	8	Idaho State, 2013
	Travis Coons	8	Colorado, 2013
	Erik Folk	8	Baylor, 2011 Alamo Bowl
	Nick Lentz	8	Arizona, 1997
	Travis Hanson	8	Oregon State, 1991
	Steve Wiezbowski	7	Stanford, 1970
	Steve Wiezbowski	7	Navy, 1970

Season

Name	Year	Att.
1. Cameron Van Winkle	2016	76
2. Travis Coons	2013	63
3. Erik Folk	2011	56
4. Cameron Van Winkle	2015	49
5. Cameron Van Winkle	2014	49
6. Travis Hanson	1991	47
7. Ryan Perkins	2007	46
8. Steve Wiezbowski	1971	46
9. John Anderson	2000	46
10. John Anderson	2002	44

Career

Name	Att.
1. Cameron Van Winkle (2013-15)	174
2. John Anderson (1999-2002)	169
3. Travis Hanson (1990-93)	140
4. Jeff Jaeger (1983-86)	130
5. Erik Folk (2009-10)	124
6. Steve Robbins (1974-77)	114
7. Steve Wiezbowski (1970-72)	108
8. Travis Coons (2012-13)	102
9. Chuck Nelson (1980-82)	102
10. John Wales (1994-96)	94

PATs Made

Game	Name	No.	Opponent
1.	Travis Coons	9	Oregon State, 2013
	Steve Wiezbowski	9	UCSB, 1971
	Hugh McElhenny	9	Oregon, 1951
4.	Travis Coons	8	Colorado, 2013
	Travis Coons	8	Idaho State, 2013
	Erik Folk	8	Baylor, 2011 Alamo Bowl
	Travis Hanson	8	Oregon State, 1991
8.	Eight times; most recent:		
	Travis Coons	7	Portland State, 2012

Extra Point Percentage**Season** (Min. 30 made)

Name	Year	M-A	Pct.
1. Erik Folk	2011	56-56	1.000
Cameron Van Winkle	2015	49-49	1.000
Travis Hanson	1992	40-40	1.000
Mike Lansford	1979	40-40	1.000
Steve Robbins	1977	40-40	1.000
Travis Coons	2012	39-39	1.000
Chuck Nelson	1982	37-37	1.000
Erik Folk	2009	35-35	1.000
Erik Folk	2010	33-33	1.000
Brandy Brownlee	1987	33-33	1.000
Mike Lansford	1978	33-33	1.000
Michael Braunstein	2006	32-32	1.000
Chuck Nelson	1981	31-31	1.000
John McCallum	1988	30-30	1.000

Career (Min. 25 made)

Name	EXP	Pct.
1. Erik Folk (2009-11)	124-124	1.000
2. Mike Lansford (1978-79)	73-73	1.000
3. Travis Coons (2012-13)	101-102	.990
4. Cameron Van Winkle (2013-16)	171-174	.983
5. Michael Braunstein (2003-06)	44-45	.978
6. Steve Robbins (1974-77)	111-114	.974
7. Chuck Nelson (1980-82)	99-102	.971
8. Ryan Perkins (2007-08)	62-64	.969
9. John McCallum (1988-89)	61-63	.968
10. Jeff Jaeger (1983-86)	125-130	.962

Consecutive Field Goals by Chuck Nelson

Yards	Opponent	Date
21	USC	Nov. 14, 1981
46	USC	Nov. 14, 1981
39	Washington State	Nov. 21, 1981
28	Washington State	Nov. 21, 1981
34	Washington State	Nov. 21, 1981
32	Texas-El Paso	Sept. 11, 1982
31	Texas-El Paso	Sept. 11, 1982
33	Texas-El Paso	Sept. 11, 1982
24	Texas-El Paso	Sept. 11, 1982
42	Arizona	Sept. 18, 1982
24	Arizona	Sept. 18, 1982
21	Arizona	Sept. 18, 1982
35	Oregon	Sept. 25, 1982
27	Oregon	Sept. 25, 1982
49	Oregon	Sept. 25, 1982
33	San Diego State	Oct. 2, 1982
32	San Diego State	Oct. 2, 1982
49	San Diego State	Oct. 2, 1982
23	San Diego State	Oct. 2, 1982
32	California	Oct. 9, 1982
36	California	Oct. 9, 1982
20	California	Oct. 9, 1982
30	Oregon State	Oct. 16, 1982
31	Oregon State	Oct. 16, 1982
29	Texas Tech	Oct. 23, 1982
27	Stanford	Oct. 30, 1982
18	UCLA	Nov. 6, 1982
24	ASU	Nov. 13, 1982
21	Washington State	Nov. 20, 1982
37	Washington State	Nov. 20, 1982

Nelson's last miss before the streak started was a 39-yard field goal in the second quarter of the USC game on Nov. 14, 1981. Nelson's streak was snapped when he missed a 33-yard field goal during the fourth quarter of the Washington State game on Nov. 20, 1982.

Longest Field Goals

Name	Yards, Opponent
1. John Anderson	56 vs. UCLA, 1999
2. Don Martin	56 vs. Air Force, 1967
3. Erik Folk	54 vs. BYU, 2010
4. Erik Folk	53 vs. EWU, 2011
5. Erik Folk	52 vs. Oregon, 2010
John Anderson	52 vs. Arizona, 2002
John Anderson	52 vs. Oregon State, 2002
Jeff Jaeger	52 vs. Oregon, 1983
Jeff Jaeger	52 vs. Oregon State, 1983
10. Cameron Van Winkle	51 vs. Illinois, 2014
John Anderson	51 vs. California, 2002
Chuck Nelson	51 vs. Kansas State, 1981
Ron Volbrecht	51 vs. Rice, 1968
13. John Anderson	50 vs. UCLA, 1999
John Anderson	50 vs. Oregon State, 1999
Chuck Nelson	50 vs. Texas Tech, 1981
16. Cameron Van Winkle	49 vs. Utah, 2015
John Anderson	49 vs. Stanford, 1999
John McCallum	49 vs. California, 1989
Brandy Brownlee	49 vs. Texas A&M, 1987
Jeff Jaeger	49 vs. USC, 1985
Chuck Nelson	49 vs. San Diego St, 1982
Chuck Nelson	49 vs. Oregon, 1982
Mike Lansford	49 vs. Oregon State, 1978
Ray Mansfield	49 vs. Oregon, 1961

Longest Field Goal Attempts

Name	Yards, Opponent
1. Jeff Jaeger	61 vs. Oklahoma, 1985
2. Don Martin	58 vs. Oregon, 1967
3. John Anderson	56 vs. UCLA, 1999
Don Martin	56 vs. Air Force, 1967
5. Erik Folk	55 vs. UCLA, 2010
John Anderson	55 vs. Purdue, 2002
Evan Knudson	55 vs. UCLA, 2005
8. Erik Folk	54 vs. BYU, 2010
9. Erik Folk	53 vs. EWU, 2011
Erik Folk	53 vs. UCLA, 2010

Yearly Longest Field Goals

Year	Yards	Player vs. Opponent
2016	45 yards	Cameron Van Winkle vs. Rutgers
2015	49 yards	Cameron Van Winkle vs. Utah
2014	51 yards	Cameron Van Winkle vs. Illinois
2013	48 yards	Travis Coons vs. Washington State
2012	45 yards	Travis Coons vs. Oregon State
2011	53 yards	Erik Folk vs. Eastern Washington
2010	54 yards	Erik Folk vs. BYU
2009	48 yards	Erik Folk vs. Oregon
2008	45 yards	Jared Ballman vs. Oregon State
2007	45 yards	Ryan Perkins vs. California
2006	47 yards	Michael Braunstein vs. Arizona St.
2005	46 yards	Evan Knudson at California
2004	42 yards	Evan Knudson vs. Arizona
2003	46 yards	Evan Knudson at Ohio State
2002	52 yards	John Anderson vs. Arizona; vs. OSU
2001	47 yards	John Anderson vs. Texas
2000	42 yards	John Anderson vs. California
1999	56 yards	John Anderson at UCLA
1998	44 yards	Joe Jarzyka at Washington State
1997	46 yards	Nick Lentz vs. Oregon
1996	42 yards	John Wales vs. Stanford
1995	36 yards	John Wales at Stanford
1994	47 yards	John Wales at Miami; vs. UCLA
1993	42 yards	Travis Hanson vs. UCLA; vs. Washington State
1992	42 yards	Travis Hanson at Arizona State; vs. Nebraska
1991	44 yards	Travis Hanson vs. Oregon
1990	42 yards	Travis Hanson vs. California; vs. Washington St.
1989	46 yards	John McCallum vs. Arizona
1988	42 yards	John McCallum vs. Arizona State
1987	49 yards	Brandy Brownlee vs. Texas A&M
1986	45 yards	Jeff Jaeger vs. BYU
1985	49 yards	Jeff Jaeger vs. USC
1984	47 yards	Jeff Jaeger vs. Oregon State
1983	52 yards	Jeff Jaeger vs. Oregon State; vs. Oregon
1982	49 yards	Chuck Nelson vs. Oregon; vs. SDSU
1981	51 yards	Chuck Nelson vs. Kansas State; vs. Texas Tech
1980	47 yards	Chuck Nelson vs. Arizona; vs. USC
1979	48 yards	Mike Lansford vs. Wyoming; vs. Utah
1978	49 yards	Mike Lansford vs. Oregon State
1977	41 yards	Steve Robbins vs. UCLA
1976	41 yards	Brian Moreland vs. Virginia
1975	34 yards	Steve Robbins vs. UCLA
1974	46 yards	Steve Robbins vs. USC
1973	36 yards	Gustavo Clark vs. Idaho
1972	36 yards	Steve Wiezbowski vs. Wash. State
1971	34 yards	Steve Wiezbowski vs. TCU; vs. Ill.
1970	42 yards	Steve Wiezbowski vs. Wash. State
1969	33 yards	Ron Volbrecht vs. Michigan State
1968	51 yards	Ron Volbrecht vs. Rice
1967	56 yards	Don Martin vs. Air Force
1966	42 yards	Don Martin vs. UCLA
1965	20 yards	Ron Medved vs. UCLA
1964	42 yards	Jim Norton vs. UCLA
1963	45 yards	Jim Norton vs. USC
1962	24 yards	Jim Norton vs. UCLA
1961	21 yards	Rick Smidt vs. UCLA; vs. Washington State
1960	44 yards	George Fleming vs. Minnesota
1959	43 yards	George Fleming vs. Utah
1958	26 yards	George Fleming vs. Minnesota
1957	None	
1956	22 yards	Dean Derby vs. UCLA
1955	42 yards	Dean Derby vs. UCLA
1954	21 yards	Bob Dunn vs. Oregon State
1953	None	
1952	18 yards	Wendell Niles vs. Oregon State
1951	None	

WASHINGTON RECORD BOOK — INDIVIDUAL KICK RETURNS

Kickoff Returns

Career	82, John Ross, 2013-14, 16
Season	40, Louis Rankin, 2007
Game	8, Quinton Richardson at Notre Dame, 2009

Kickoff Return Yards

Career	2,001, John Ross, 2013-14, 16
Season	976, Louis Rankin, 2007
Game	176, Kevin Smith vs. USC, 2011

Kickoff Return Yards Per Attempt

Career (Min. 25 returns)	27.7, Jim Krieg, 1970-71 (860 yds, 31 att)
Season (Min. 1.2 att/game)	31.1, Steve Bramwell, 1963 (654 yds, 21 att)
Game (Min. 3 attempts)	53.7, Jim Krieg vs. Stanford, 1970 (161 yds., 3 att.)

Kickoff Returns for TDs

Career	4, John Ross, 2013-14, 16
Season	2, Jim Krieg, 1970
Game	2, John Ross, 2015
Game	1 on 29 occasions

Kickoff Returns

Game

Name	No.	Opponent
1. Quinton Richardson	8	Notre Dame, 2009
2. Kevin Smith	7	USC, 2011
Isaiah Stanback	7	California, 2003
Reggie Brown	7	Oregon, 1974
5. John Ross	6	Ok. St., 2014 Cactus Bowl
John Ross	6	UCLA, 2014
Bishop Sankey	6	Baylor, 2011 Alamo Bowl
Kevin Smith	6	Stanford, 2011
Louis Rankin	6	Arizona, 2007
Louis Rankin	6	Oregon, 2007
Louis Rankin	6	Arizona State, 2007
Buddy Kenamer	6	UCLA, 1969
Herman Houston	6	Ohio State, 1969
Buddy Kenamer	6	Michigan, 1969
Dick Sprague	6	Illinois, 1952

Season

Name	Year	No.	Avg.
1. Louis Rankin	2007	40	24.4
2. John Ross	2014	38	24.7
3. Kevin Smith	2011	37	25.9
4. Jesse Callier	2010	32	22.9
Jordan Polk	2008	32	18.6
6. John Ross	2013	31	23.2
7. Charles Frederick	2002	30	20.0
8. Toure Butler	1998	27	27.7
9. Chico McClatcher	2015	25	23.3
Jesse Callier	2011	25	23.0
Derrick Johnson	2000	25	24.3

Career

Name	No.	Avg.
1. John Ross (2013-16)	85	24.1
2. Charles Frederick (2001-04)	72	18.5
3. Steve Jones (1986-1988)	64	21.8
4. Kevin Smith (2010-13)	62	23.3
5. Anthony Allen (1979-1982)	60	22.9
6. Jesse Callier (2010-13)	58	23.4
Steve Bramwell (1963-65)	57	26.9
8. Louis Rankin (2004-07)	51	23.6
9. Joe Jarzynka (1996-99)	46	18.9
10. Beno Bryant (1989-93)	42	19.6

Return Yards

Game

Name	No.	Opponent
1. John Ross	207	UCLA, 2014
2. John Ross	176	Oklahoma St., 2014
Kevin Smith	176	USC, 2011
4. Kevin Smith	168	Stanford, 2011
5. Reggie Brown	166	Oregon, 1974
6. Jim Krieg	161	Stanford, 1970
7. Roc Alexander	155	Arizona, 2001
8. Buddy Kenamer	152	UCLA, 1969
9. Kevin Smith	150	Arizona, 2011
10. Quinton Richardson	147	Notre Dame, 2009
Louis Rankin	147	Arizona State, 2007

Season

Name	No.	Yds.	Avg.
1. Louis Rankin (2007)	40	976	24.4
2. Kevin Smith (2011)	37	958	25.9
3. John Ross (2014)	38	938	24.7
4. Toure Butler (1998)	27	748	27.7
5. Roc Alexander (2001)	22	623	28.3
6. Charles Frederick (2002)	30	601	20.0
7. John Ross (2013)	31	720	23.2
8. Jordan Polk (2008)	32	595	18.6
9. Chico McClatcher (2015)	25	582	23.3
10. Jesse Callier (2011)	25	576	23.0
Jim Krieg (1970)	19	576	30.3

Career

Name (Years)	No.	Yds.	Avg.
1. John Ross (2013-16)	84	2,048	24.1
2. Steve Bramwell (1963-65)	57	1,532	26.9
3. Jesse Callier (2010-13)	58	1,356	23.4
4. Kevin Smith (2010-13)	62	1,445	23.3
5. Steve Jones (1986-88)	64	1,397	21.8
6. Anthony Allen (1979-82)	60	1,373	22.9
7. Charles Frederick (2001-04)	72	1,329	18.5
8. Louis Rankin (2004-07)	51	1,206	23.6
9. Roc Alexander (2000-03)	39	956	24.5
Napoleon Kaufman (1991-94)	39	931	23.9

Average Yards Per Return

Game (Min. 3 returns)

Name	Avg. (Nos.)	Opponent
1. Jim Krieg	53.7 (3-161)	Stanford, 1970
2. Jim Krieg	45.3 (3-136)	TCU, 1971
3. Anthony Allen	44.0 (3-132)	Oregon State, 1980
4. Steve Jones	41.7 (3-125)	California, 1986
5. Aaron Williams	37.3 (3-112)	Oregon State, 1982
6. Kevin Smith	37.0 (3-111)	Nebraska, 2011
7. Toure Butler	35.0 (4-140)	UCLA, 1998
John Allen	35.0 (3-105)	Houston, 1985
9. John Ross	34.5 (6-207)	UCLA, 2014
10. Roc Alexander	34.3 (3-103)	Miami, 2001
Toure Butler	34.3 (3-103)	Oregon State, 1998

Season (Min. 1.5 ret/game)

Name	Year	No.	Yds.	Avg.
1. Steve Bramwell	1963	21	654	31.1
2. Jim Krieg	1970	19	576	30.3
3. Roc Alexander	2001	22	623	28.3
4. Toure Butler	1998	27	748	27.7
5. Steve Bramwell	1965	22	573	26.0
6. Kevin Smith	2011	37	958	25.9
7. Steve Jones	1986	20	514	25.7
8. John Ross	2014	38	938	24.7
9. Louis Rankin	2007	40	976	24.4
10. Derrick Johnson	2000	25	607	24.3

Season (Min. 1.2 ret/game)

Name	Year	No.	Yds.	Avg.
1. Steve Bramwell	1963	21	654	31.1
2. Jim Krieg	1970	19	576	30.3
3. Jim Jones	1957	12	342	28.5
4. Roc Alexander	2001	22	623	28.3
5. Toure Butler	1998	27	748	27.7
6. Steve Bramwell	1965	22	573	26.0
7. Kevin Smith	2011	37	958	25.9
8. Napoleon Kaufman	1993	15	388	25.9
9. Steve Jones	1986	20	514	25.7
10. John Ross	2014	38	938	24.7

Career (Min. 25 returns)

Name	No.	Yds.	Avg.
1. Jim Krieg (1970-71)	31	858	27.7
2. Steve Bramwell (1963-65)	57	1,532	26.9
3. Toure Butler (1998-2000)	33	828	25.1
4. Kyle Stevens (1977-80)	36	903	25.1
5. John Ross (2013-16)	85	2,048	24.1
6. Napoleon Kaufman (1991-94)	39	931	23.9
7. Jim Jones (1955-57)	27	643	23.8
8. Jesse Callier (2010-13)	58	1,356	23.4
9. Kevin Smith (2010-13)	62	1,445	23.3
10. Chico McClatcher (2015-)	25	582	23.3

Total Kick Returns (Punts and Kickoffs)

Game	Name	No.	Opponent
1.	Joe Jarzynka	10	BYU, 1998
2.	Jim Cope	9	Stanford, 1968
3.	Quinton Richardson	8	Notre Dame, 2009
	Joe Jarzynka	8	Utah State, 1998
5.	Kevin Smith	7	USC, 2011
	Anthony Russo	7	Notre Dame, 2004
	Isaiah Stanback	7	California, 2003
	Charles Frederick	7	Oregon State, 2003
	Charles Frederick	7	California, 2002
	Derrick Johnson	7	Oregon State, 2000
	Joe Jarzynka	7	Arizona, 1998
	Jerome Pathon	7	Washington St, 1997
	Beno Bryant	7	San Jose St, 1990
	Michael Collins	7	Oregon, 1983
	Anthony Allen	7	UCLA, 1981
	Nesby Glasgow	7	UCLA, 1978
	Reggie Brown	7	Oregon, 1974
	Steve Bramwell	7	Baylor, 1964
	Steve Bramwell	7	Oregon State, 1963

Season

Name	Year	No.	Avg.	
1. Joe Jarzynka	1998	65	11.2	
2. William Doctor	1988	50	10.7	
3. Marlon Wood	2006	49	11.3	
4. Charles Frederick	2002	48	15.6	
	Beno Bryant	1990	48	16.8
	Andre Riley	1986	48	11.4
7. Steve Bramwell	1964	43	14.4	
8. Louis Rankin	2007	40	24.4	
9. Joe Jarzynka	1999	39	8.4	
10. Derrick Johnson	2000	38	17.0	
	Beno Bryant	1993	38	7.4
	Nesby Glasgow	1978	38	5.4

Career

Name	No.
1. Beno Bryant (1989-93)	154
2. Joe Jarzynka (1996-99)	147
3. Charles Frederick (2001-04)	135
4. Steve Bramwell (1963-65)	118
5. Nesby Glasgow (1975-78)	100
6. Anthony Allen (1979-82)	94
7. Andre Riley (1986-89)	91
8. John Ross (2013-14, 16)	86
9. Ernie Steele (1939-41)	84
10. Napoleon Kaufman (1991-94)	73

Total Kick Return Yards (Punts and Kickoffs)

Game	Name	Yards	Opponent
1.	John Ross	207	UCLA, 2014
2.	Jim Cope	177	Stanford, 1968
3.	John Ross	176	Oklahoma St., 2014
	Kevin Smith	176	USC, 2011
5.	Kevin Smith	168	Stanford, 2011
6.	Joe Jarzynka	166	California, 1998
7.	Reggie Brown	166	Oregon, 1974
8.	Jim Krieg	161	Stanford, 1970
9.	Steve Bramwell	159	Baylor, 1964
10.	Charles Frederick	155	Oregon State, 2003
	Roc Alexander	155	Arizona, 2001

Long Kickoff Return (60+ yards)

Name	Yards	Opponent
1. John Ross	100 (TD)	UCLA, 2014
	John Ross	100 (TD) BYU, 2013
	Paul Arnold	100 (TD) Air Force, 1999
4. Anthony Allen	99 (TD)	Pittsburgh, 1979
	Jim Krieg	99 (TD) TCU, 1971
6. Toure Butler	98 (TD)	BYU, 1998
	George Guttormsen	98 (TD) Whitman, 1924
8. Jim Krieg	97 (TD)	California, 1970
9. John Ross	96 (TD)	Oklahoma St., 2014
	Hugh McElhenny	96 (TD) Minnesota, 1949
11. Roc Alexander	95 (TD)	Idaho, 2001
	Kyle Stevens	95 (TD) Utah, 1979
	Jim Krieg	95 (TD) Stanford, 1970
15. John Ross	92 (TD)	Rutgers, 2016
	Marlon Wood	92 USC, 2005
	Jim Jones	91 (TD) Minnesota, 1957
	Steve Bramwell	90 (TD) Air Force, 1963
	Charlie Mitchell	90 (TD) UCLA, 1961
	Hugh Beckett	90 (TD) Whitman, 1925
	Louis Rankin	89 (TD) Wash. St, 2007
	Ja'Warren Hooker	89 (TD) Arizona, 1997
	Joe Steele	89 (TD) UCLA, 1976
	Marlon Wood	87 Wash. St, 2006
	Sam Mitchell	87 (TD) Idaho, 1952
	Ernie Steele	87 (TD) Wash. St, 1940
	Jerome Pathon	86 (TD) Colorado, 1996
	Charlie Mitchell	85 (TD) Idaho, 1960
	Anthony Allen	84 Oregon St, 1980
	Harvey Blanks	83 Wisconsin, 1968
	Jim Sartoris	80 UCLA, 1966
	Roc Alexander	74 Arizona, 2001
	Joe Steele	73 Miss. St, 1977
	Steve Bramwell	70 Pittsburgh, 1963
	Roc Alexander	67 Miami, 2001
	Bob Dunn	67 Michigan, 1953
	Kevin Smith	64 Nebraska, 2011
	Matt Mosley	63 Arizona St., 2008
	John Ross	62 Oregon St., 2013
	Charles Frederick	62 UCLA, 2004
	Ja'Warren Hooker	61 Arizona St, 1998
	Charles Allen	60 (TD) Colorado, 1959

Kickoff Returns for Touchdowns

(Listed by length of return)

Name	No.	Opponent
1. John Ross	100	UCLA, 2014
	John Ross	100 BYU, 2013
	Paul Arnold	100 Air Force, 1999
4. Anthony Allen	99	Pittsburgh, 1979
	Jim Krieg	99 TCU, 1971
6. Toure Butler	98	BYU, 1998
	George Guttormsen	98 Whitman, 1924
8. Jim Krieg	97	California, 1970
9. John Ross	96	Oklahoma St., 2014
	Hugh McElhenny	96 Minnesota, 1949
10. Roc Alexander	95	Idaho, 2001
	Kyle Stevens	95 Utah, 1979
	Jim Krieg	95 Stanford, 1970
13. John Ross	92	Rutgers, 2016
14. Jim Jones	91	Minnesota, 1957
15. Steve Bramwell	90	Air Force, 1963
	Charlie Mitchell	90 UCLA, 1961
	Hugh Beckett	90 Whitman, 1925
	Louis Rankin	89 Wash. St, 2007
	Ja'Warren Hooker	89 Arizona, 1997
	Joe Steele	89 UCLA, 1976
	Sam Mitchell	87 Idaho, 1952
	Ernie Steele	87 Wash. St, 1940
	Charlie Mitchell	85 Idaho, 1960
	Charles Allen	60 Colorado, 1959
	Keishawn Bierria	45 Arizona State, 2016

Yearly Kickoff Returns Leader

Year	Name	No.	Yds.	Avg.	TD
2016	John Ross	17	411	24.2	1
2015	Chico McClatcher	25	582	23.3	0
2014	John Ross	38	938	24.7	2
2013	John Ross	31	720	23.4	1
2012	Jaydon Mickens	19	408	21.5	0
2011	Kevin Smith	37	958	25.9	0
2010	Jesse Callier	32	733	22.9	0
2009	Quinton Richardson	19	369	19.4	0
2008	Jordan Polk	32	595	18.6	0
2007	Louis Rankin	40	976	24.4	1
2006	Marlon Wood	13	334	25.7	0
2005	Roy Lewis	12	257	24.7	0
2004	Anthony Russo	15	264	17.6	0
2003	Roc Alexander	13	268	20.6	0
2002	Charles Frederick	30	601	20.0	0
2001	Roc Alexander	22	623	28.3	1
2000	Derrick Johnson	25	607	24.3	0
1999	Paul Arnold	15	369	24.6	1
1998	Toure Butler	27	748	27.7	1
1997	Jerome Pathon	16	386	24.1	0
1996	Corey Dillon	16	357	22.3	0
1995	Fred Coleman	10	196	19.6	0
1994	Napoleon Kaufman	9	229	25.4	0
1993	Napoleon Kaufman	15	388	25.9	0
1992	Jay Barry	11	202	18.4	0
1991	Tommie Smith	8	136	17.0	0
1990	Beno Bryant	10	212	21.2	0
1989	Beno Bryant	20	409	20.5	0
1988	Steve Jones	24	499	20.8	0
1987	Steve Jones	20	384	19.2	0
1986	Steve Jones	20	514	25.7	0
1985	David Trimble	23	490	21.3	0
1984	Lonzell Hill	12	211	17.6	0
1983	Danny Greene	7	110	15.7	0
1982	Aaron Williams	8	198	24.8	0
1981	Anthony Allen	17	362	21.3	0
1980	Anthony Allen	18	424	23.6	0
1979	Anthony Allen	16	385	24.1	1
1978	Kyle Stevens	11	203	18.5	0
1977	Kyle Stevens	12	318	26.5	0
1976	Leon Garrett	15	283	18.9	0
1975	Stan Wilson	14	289	20.6	0
1974	Reggie Brown	14	279	19.9	0
1973	Scott Phillips	23	426	18.5	0
1972	Walter Oldes	18	333	18.5	0
1971	Jim Krieg	12	284	23.7	1
1970	Jim Krieg	19	576	30.3	2
1969	Buddy Kenamer	20	421	21.1	0
1968	Jim Cope	16	376	22.9	0
1967	Jim Cope	7	153	21.9	0
1966	Jim Cope	13	287	22.1	0
1965	Steve Bramwell	22	573	26.0	0
1964	Steve Bramwell	14	305	21.8	0
1963	Steve Bramwell	21	654	31.1	1
1962	Charlie Mitchell	5	136	27.2	0
1961	Charlie Mitchell	5	185	37.0	0
1960	Charlie Mitchell	8	262	32.8	0
1959	George Fleming	9	260	28.9	0
1958	Luther Carr	7	191	27.3	0
1957	Jim Jones	12	342	28.5	0
1956	Luther Carr	12	179	14.9	0
1955	Mike Monroe	11	104	9.5	0
1954	Bill Albrecht	9	152	16.9	0
1953	Bob Dunn	7	172	24.6	0
1952	Jack Nugent	12	233	19.4	0
1951	Dick Sprague	14	305	21.8	0
1950	Hugh McElhenny	9	273	30.3	0
1949	Hugh McElhenny	9	246	27.3	1
1948	Brooks Biddle	18	385	21.4	—
1942-1947	Statistics not available				
1941	Bob Erickson	6	136	22.7	—
1940	Ernie Steele	6	220	36.7	—
1939	Dean McAdams	8	137	17.1	—

Yearly Longest Kickoff Returns

Year	Yards	Player vs. Opponent
2016	92 yards (td)	John Ross vs. Rutgers
2015	56 yards	Chico McClatcher at Oregon State
2014	100 yards (td)	John Ross vs. UCLA
2013	100 yards (td)	John Ross vs. BYU (Fight Hunger Bowl)
2012	37 yards	Marvin Hall vs. Portland State; at Oregon
2011	60 yards	Kevin Smith at Nebraska
2010	57 yards	Jesse Callier at California
2009	37 yards	James Johnson at UCLA
2008	63 yards	Matt Mosley vs. Arizona State
2007	89 yards (td)	Louis Rankin vs. Washington State
2006	87 yards	Marlon Wood vs. Washington State
2005	92 yards	Marlon Wood vs. USC
2004	62 yards	Charles Frederick vs. UCLA
2003	54 yards	Roc Alexander vs. Nevada
2002	59 yards	Charles Frederick vs. Oregon State
2001	95 yards (td)	Roc Alexander vs. Idaho
2000	56 yards	Derrick Johnson vs. California
1999	100 yards (td)	Paul Arnold vs. Air Force
1998	98 yards (td)	Toure Butler vs. BYU
1997	89 yards (td)	Ja'Warren Hooker at Arizona
1996	86 yards (td)	Jerome Pathon vs. Colorado
1995	38 yards	Fred Coleman at Stanford
1994	45 yards	Napoleon Kaufman vs. Stanford
1993	50 yards	Napoleon Kaufman at California
1992	26 yards	Jason Shelley vs. California
1991	40 yards	Tommie Smith vs. Kansas State
1990	35 yards	Beno Bryant vs. Stanford
1989	45 yards	Beno Bryant vs. USC
1988	43 yards	William Doctor vs. Arizona
1987	45 yards	Steve Jones vs. Oregon State
1986	54 yards	Steve Jones vs. California
1985	52 yards	David Trimble vs. Oregon
1984	31 yards	Lonzell Hill vs. Miami (Ohio)
1983	33 yards	Lonzell Hill vs. Oregon State
1982	50 yards	Aaron Williams vs. Oregon State
1981	39 yards	Anthony Allen vs. USC
1980	84 yards	Anthony Allen vs. Oregon State
1979	99 yards (td)	Anthony Allen vs. Pittsburgh
1978	50 yards	Ron Blacken vs. Arizona
1977	73 yards	Joe Steele vs. Mississippi State
1976	89 yards (td)	Joe Steele vs. UCLA
1975	53 yards	Pedro Hawkins vs. Oregon State
1974	38 yards	Ken Conley s. Cincinnati
1973	39 yards	Walter Oldes vs. USC
1972	48 yards	Calvin Jones vs. Stanford
1971	99 yards (td)	Jim Krieg vs. Texas Christian
1970	97 yards (td)	Jim Krieg vs. California
1969	35 yards	Buddy Kennamer vs. Michigan
1968	83 yards	Harvey Blanks vs. Wisconsin
1967	34 yards	Gerald Wea vs. Stanford; Al Maurer vs. California
1966	80 yards	Jim Sartoris vs. UCLA
1965	52 yards	Steve Bramwell at California
1964	30 yards	Steve Bramwell vs. California
1963	90 yards (td)	Steve Bramwell at Air Force
1962	40 yards	Charlie Mitchell vs. UCLA
1961	90 yards (td)	Charlie Mitchell vs. UCLA
1960	85 yards (td)	Charlie Mitchell vs. Idaho
1959	62 yards	George Fleming vs. Idaho
1958	44 yards	Luther Carr vs. Minnesota
1957	91 yards (td)	Jim Jones vs. Minnesota
1956	42 yards	Mike McCluskey vs. Washington State
1955	26 yards	Steve Roake vs. Baylor
1954	30 yards	Stewart Crook vs. Michigan
1953	67 yards	Bob Dunn at Michigan
1952	87 yards (td)	Sam Mitchell vs. Idaho
1951	56 yards	Dick Sprague vs. California

WASHINGTON RECORD BOOK — INDIVIDUAL PUNT RETURNS

Punt Returns

Career	112, Beno Bryant, 1989-93
Season	47, Joe Jarzynka, 1998
Game	8, Joe Jarzynka vs. BYU, 1998

Punt Return Yards

Career	1,086, Beno Bryant, (1989-1993)
Season	593, Beno Bryant, 1990
Game	166, Joe Jarzynka vs. California, 1998

Punt Return Yards Per Attempt

Career (Min. 1.5 attempts/game)	13.63, Bill Cahill, 1970-72 (668 yds., 49 att.)
Season (Min. 1.5 attempts/game)	16.2, Bill Cahill, 1971 (421 yds., 26 att.)
Game (Min. 3 attempts)	40.7, George Fleming vs. Wisconsin (Rose Bowl), 1960

Punt Returns for TDs

Career	5, Dante Pettis, 2014-
Season	3, Beno Bryant, 1990
Game	3, Mark Lee, 1979 1 on many occasions

Punt Returns Game

Name	No.	Opponent
1. Joe Jarzynka	8 (38)	BYU, 1998
2. William Doctor	7 (54)	Arizona St., 1988
Andre Riley	7 (89)	Oregon, 1986
Ron Milus	7 (74)	California, 1984
Michael Collins	7 (29)	Oregon, 1983
Nesby Glasgow	7 (35)	UCLA, 1978
7. S. Shackelford	6 (45)	Wash. State, 2004
C. Frederick	6 (35)	Idaho, 2003
Joe Jarzynka	6 (103)	Utah State, 1998
Leon Neal	6 (63)	Oregon, 1994
Beno Bryant	6 (79)	E. Carolina, 1993
Beno Bryant	6 (18)	USC, 1991
William Doctor	6 (54)	California, 1988
Andre Riley	6 (33)	Purdue, 1987
Andre Riley	6 (36)	UCLA, 1986
Andre Riley	6 (37)	Arizona St., 1987
Ron Milus	6 (12)	UCLA, 1985
Michael Collins	6 (31)	Stanford, 1983
Ray Horton	6 (58)	Pacific, 1981
Ray Horton	6 (67)	Arizona St., 1980
Nesby Glasgow	6 (109)	Stanford, 1977
Nesby Glasgow	6 (30)	Oregon, 1976
Roberto Jourdan	6 (28)	Oregon, 1974
Jim Cope	6 (48)	Air Force, 1967
Steve Bramwell	6 (134)	Baylor, 1964
Steve Bramwell	6 (113)	Oregon St., 1963

Season

Name	Year	No.	Avg.
1. Joe Jarzynka	1998	47	9.0
2. Andre Riley	1986	41	11.2
3. Beno Bryant	1990	38	15.6
Nesby Glasgow	1978	38	5.4
5. Beno Bryant	1991	37	8.1
6. Marlon Wood	2006	36	6.1
6. William Doctor	1988	35	6.7
7. Ron Milus	1985	33	5.9
8. Joe Jarzynka	1999	32	6.8
9. Ernie Steel	1940	30	14.2
Beno Bryant	1993	30	4.8

Career

Name	No.	Avg.
1. Beno Bryant (1989-93)	112	9.7
2. Joe Jarzynka (1996-99)	101	8.5
3. Nesby Glasgow (1975-78)	98	6.0
4. Ernie Steele (1939-1941)	78	13.6
5. Andre Riley (1986-89)	69	9.1
6. Ray Horton (1979-82)	68	9.4
7. Charles Frederick (2001-04)	63	11.1
8. Steve Bramwell (1963-65)	61	11.9
9. Ron Milus (1982-85)	54	8.0
10. Bill Cahill (1970-72)	49	13.6

Punt Return Yards Game

Name	Yards	Opponent
1. Joe Jarzynka	166	California, 1998
2. Steve Bramwell	134	Baylor, 1964
3. Beno Bryant	131	Arizona State, 1990
4. Bill Cahill	130	TCU, 1971
5. George Fleming	122	Wisconsin, 1960 Rose Bowl
6. Steve Bramwell	113	Oregon State, 1963
7. Beno Bryant	109	Kansas St, 1991
Nesby Glasgow	109	Stanford, 1977
9. Anthony Allen	108	Stanford, 1981
10. Bill Cahill	106	Illinois, 1971

Season

Name (Year)	No.	Yds.	Avg.
1. Beno Bryant (1990)	38	593	15.6
2. Andre Riley (1986)	41	460	11.2
3. Joe Jarzynka (1998)	47	425	9.0
Ernie Steele (1940)	30	425	14.2
5. Bill Cahill (1971)	26	421	16.2
6. George Fleming (1959)	26	353	13.6
7. Charles Frederick (2003)	29	340	11.7
8. Ernie Steele (1941)	22	318	14.5
Ernie Steele (1939)	26	318	12.2
10. Steve Bramwell (1964)	29	314	10.8

Career

Name (Years)	No.	Yds.	Avg.
1. Beno Bryant (1989-93)	112	1,086	9.7
2. Ernie Steele (1939-41)	78	1,061	13.6
3. Joe Jarzynka (1996-99)	101	860	8.5
4. Dante Pettis (2014-)	69	846	12.3
5. Steve Bramwell (1963-65)	61	723	11.9
6. Charles Frederick (2001-04)	63	699	11.1
7. Bill Cahill (1970-72)	49	668	13.6
8. Ray Horton (1979-82)	68	642	9.4
9. Andre Riley (1986-89)	69	627	9.1
10. George Fleming (1958-60)	49	619	12.6

Punt Return Yards per Attempt Game (Min. 3 returns)

Name	Avg. (Nos.)	Opponent
1. George Fleming	40.7 (3-122)	Wisconsin, 1960
2. Beno Bryant	36.3 (3-109)	Kansas St., 1991
3. Anthony Allen	36.0 (3-108)	Stanford, 1981
4. Bill Cahill	35.3 (3-106)	Illinois, 1971
5. Charles Frederick	34.0 (3-102)	Idaho, 2001
6. Dante Pettis	32.0 (3-96)	Georgia St., 2014
7. Beno Bryant	26.2 (5-131)	Arizona St., 1990
8. Bill Cahill	26.0 (5-130)	TCU, 1971
9. Ray Horton	25.8 (4-103)	USC, 1980
10. Dave Janoski	25.7 (3-77)	Arizona St., 1996

Season (Min. 1.5 ret./game)

Name	Year	No.	Yds.	Avg.
1. Bill Cahill	1971	26	421	16.2
2. Beno Bryant	1990	38	593	15.6
3. Ray Horton	1980	21	304	14.5
4. Ernie Steele	1941	22	318	14.5
5. Ernie Steele	1940	30	425	14.2
6. Napoleon Kaufman	1992	19	269	14.2
7. George Fleming	1959	26	353	13.6
8. Nat Whitmyer	1962	16	212	13.3
9. Mark Lee	1979	21	271	12.9
10. Ernie Steele	1939	26	318	12.2

Season (Min. 1.2 ret./game)

Name	Year	No.	Yds.	Avg.
1. Dante Pettis	2015	16	271	16.9
2. Bill Cahill	1971	26	421	16.2
3. Beno Bryant	1990	38	593	15.6
4. Steve Bramwell	1965	13	195	15.0
5. Luther Carr	1956	12	179	14.9
6. Ray Horton	1980	21	304	14.5
7. Ernie Steele	1941	22	318	14.5
8. Charles Frederick	2001	14	202	14.4
9. Ernie Steele	1940	30	425	14.2
10. Napoleon Kaufman	1992	19	269	14.2

Career (Min. 25 returns)

Name	No.	Yds.	Avg.
1. Bill Cahill (1970-72)	49	668	13.6
2. Ernie Steele (1939-1941)	78	1061	13.6
3. Calvin Jones (1970-72)	47	596	12.7
4. George Fleming (1958-1961)	49	619	12.6
5. Dante Pettis (2014-)	69	846	12.3
6. Steve Bramwell (1963-65)	61	723	11.9
7. Charlie Mitchell (1960-62)	32	364	11.4
8. Charles Frederick (2001-04)	63	699	11.1
9. Jerome Pathon (1995-97)	40	435	10.9
10. Napoleon Kaufman (1991-94)	34	368	10.8

Long Punt Return (50+ yards)

Name	Yards	Opponent
1. Hugh McElhenny	100 (TD)	vs. USC, 1951
2. Steve Bramwell	92 (TD)	vs. Oregon St, 1963
3. Joe Jarzynka	91 (TD)	vs. California, 1998
4. Dante Pettis	89 (TD)	at Oregon St., 2015
5. John Cherberg	88 (TD)	vs. Stanford, 1932
6. Dante Pettis	87 (TD)	at Colorado, 2014
Charles Frederick	87 (TD)	vs. Idaho, 2001
8. Charles Frederick	86 (TD)	vs. Oregon St, 2003
9. Ernie Steele	83 (TD)	vs. Wash. St., 1940
10. Beno Bryant	82 (TD)	vs. Arizona St, 1990
11. Henry Tiedemann	80 (TD)	vs. Utah, 1949
12. Calvin Jones	78 (TD)	vs. California, 1971
13. Dante Pettis	76 (TD)	at Boise State, 2015
14. Ray Horton	73 (TD)	vs. USC, 1980
Nesby Glasgow	73 (TD)	vs. Stanford, 1977
16. Martin Wyatt	72 (TD)	vs. California, 1961
17. Danny Greene	71 (TD)	vs. USC, 1983
Anthony Allen	71 (TD)	vs. Stanford, 1981
19. Beno Bryant	70 (TD)	vs. Arizona, 1990
Bill Cahill	70 (TD)	vs. Illinois, 1971
Jack Nugent	70 (TD)	vs. Oregon, 1951
22. Jimmy Johnson	69	vs. Hawai'i, 1938
23. Dante Pettis	68 (TD)	vs. Rutgers, 2016
24. Dave Janoski	67 (TD)	vs. Arizona St, 1996
Steve Bramwell	67 (TD)	vs. Baylor, 1954
Andre Riley	66 (TD)	vs. Bowling Green, 1986
Harvey Blanks	66 (TD)	vs. Wisconsin, 1968
Napoleon Kaufman	65	vs. Stanford, 1992
Ken Gardner	65 (TD)	vs. Oregon, 1980
George Fleming	65 (TD)	vs. USC, 1960
Mark Lee	64 (TD)	vs. California, 1979

Demouy Williams 63 (TD) vs. Washington State, 1987
 Anthony Russo 62 vs. California, 2007
 Mark Lee 62 (TD) vs. UCLA, 1979

Punt Returns for Touchdowns (Listed by length of return)

Name	Yards	Opponent
1. Hugh McElhenny	100	USC, 1951
2. Steve Bramwell	92	Oregon State, 1963
3. Joe Jarzynka	91	California, 1998
4. Dante Pettis	89	Oregon State, 2015
5. John Cherberg	88	Stanford, 1932
6. Dante Pettis	87	Colorado, 2014
Charles Frederick	87	Idaho, 2001
8. Charles Frederick	86	Oregon State, 2003
9. Ernie Steele	83	Washington State, 1940
10. Beno Bryant	82	Arizona State, 1990
11. Henry Tiedemann	80	Utah, 1949
12. Calvin Jones	78	California, 1971
13. Dante Pettis	76	Boise State, 2015
14. Ray Horton	73	USC, 1980
Nesby Glasgow	73	Stanford, 1977
16. Martin Wyatt	72	California, 1961
17. Danny Greene	71	USC, 1983
Anthony Allen	71	Stanford, 1981
19. Beno Bryant	70	Arizona, 1990
Bill Cahill	70	Illinois, 1971
Jack Nugent	70	Oregon, 1951
22. Dante Pettis	68	Rutgers, 2016
23. Dave Janoski	67	Arizona State, 1996
Steve Bramwell	67	Baylor, 1964
25. Andre Riley	66	Bowling Green, 1986
Harvey Blanks	66	Wisconsin, 1968
Ken Gardner	65	Oregon, 1980
George Fleming	65	USC, 1960
Mark Lee	64	California, 1979
Demouy Williams	63	Washington State, 1987
Mark Lee	62	UCLA, 1979
George Fleming	59	Stanford, 1960
Dante Pettis	58	Utah, 2016
Danny Greene	57	Penn State, 1983 Aloha Bowl
Calvin Jones	57	Illinois, 1972
Stew Crook	57	USC, 1953
Beno Bryant	53	Kansas State, 1991
Mark Lee	53	Oregon, 1979
George Fleming	53	Wisconsin, 1960 Rose Bowl
Beno Bryant	52	San Jose State, 1990
Don Heinrich	51	Oregon State, 1952
Ron Milus	42	Oregon, 1984
Tommie Smith	32	California, 1989
Chris Stevens	22	Washington State, 2006
Jeff Leeland	22	Stanford, 1978
Greg Brooks	20	Oregon State, 1976
Chris O'Connor	21	Arizona, 1980
Marshall Dallas	21	Stanford, 1947
Vince Newsome	15	Oregon, 1981
Steve Lipe	15	Stanford, 1975
Willy Galoia	10	Washington State, 1976
Bill Albrecht	7	UC Santa Barbara, 1971
Mark Jones	4	Oregon State, 1989
Mike Rohrbach	4	Stanford, 1975
Steve Lipe	3	Syracuse, 1973
Jesse Callier	2	Washington State, 2011
Tony Zackery	0	Ohio State, 1986
Mike Gaffney	0	Oregon, 1984

Yearly Punt Return Leaders

Year	Name	No.	Yds.	Avg.	TD
2016	Dante Pettis	25	287	11.5	2
2015	Dante Pettis	16	271	16.9	2
2014	Dante Pettis	28	288	10.3	1
2013	Marvin Hall	5	47	9.4	0
2012	Cody Bruns	12	90	7.5	0
2011	Kasen Williams	13	91	7.0	0
2010	Cody Bruns	16	63	3.9	0
2009	Devin Aguilar	8	64	8.0	0
2008	Devin Aguilar	8	36	4.5	0
2007	Anthony Russo	22	222	10.1	0
2006	Marlon Wood	36	220	6.1	0
2005	Sonny Shackelford	7	56	8.0	0
2004	Anthony Russo	8	27	3.4	0
2003	Charles Frederick	29	340	11.7	1
2002	Charles Frederick	18	146	8.1	0
2001	Charles Frederick	14	202	14.4	1
2000	Toure Butler	15	98	6.5	0
1999	Joe Jarzynka	32	219	6.8	0
1998	Joe Jarzynka	47	425	9.0	1
1997	Jerome Pathon	21	216	10.3	0
1996	Jerome Pathon	18	217	12.1	0
1995	Leon Neal	9	107	11.9	0
1994	Leon Neal	25	139	5.6	0
1993	Beno Bryant	30	145	4.8	0
1992	Napoleon Kaufman	19	269	14.2	0
1991	Beno Bryant	37	301	8.1	1
1990	Beno Bryant	38	593	15.6	3
1989	Charles Mincy	24	91	3.8	0
1988	William Doctor	35	236	6.7	0
1987	Demouy Williams	12	158	13.2	1
1986	Andre Riley	41	460	11.2	1
1985	Ron Milus	33	195	5.9	0
1984	Ron Milus	20	231	11.6	1
1983	Danny Greene	22	234	10.6	1
1982	Ray Horton	20	142	7.1	0
1981	Anthony Allen	15	178	11.9	1
1980	Ray Horton	21	304	14.5	1
1979	Mark Lee	21	271	12.9	3
1978	Nesby Glasgow	38	150	5.4	0
1977	Nesby Glasgow	31	275	8.9	1
1976	Nesby Glasgow	29	163	5.6	0
1975	Pedro Hawkins	18	38	2.1	0
1974	Roberto Jourdan	23	152	6.6	0
1973	Roberto Jourdan	13	68	5.2	0
1972	Bill Cahill	16	166	10.4	0
1971	Bill Cahill	26	421	16.2	1
1970	Calvin Jones	20	186	9.3	0
1969	Bob Berg	15	122	8.1	0
1968	Jim Cope	16	176	11.0	0
1967	Bill Sprinkle	13	128	9.8	0
1966	Vince Lorrain	13	110	8.3	0
1965	Steve Bramwell	13	195	15.0	0
1964	Steve Bramwell	29	314	10.8	1
1963	Steve Bramwell	19	214	11.3	1
1962	Nat Whitmyer	16	212	13.3	0
1961	Martin Wyatt	6	117	17.3	1
1960	George Fleming	15	201	13.4	0
1959	George Fleming	26	353	13.6	0
1958	Luther Carr	17	100	5.9	0
1957	Mike McCluskey	7	53	7.6	0
1956	Luther Carr	12	179	14.9	0
1955	Mike Monroe	11	104	9.5	0
1954	Mickey McKinnon	2	24	12.0	0
1953	Jack Kyllingstad	4	34	8.5	0
1952	Sam Mitchell	6	64	10.7	0
1951	Hugh McElhenny	7	141	20.1	0
1950	Dick Sprague	7	68	9.7	0
1949	Roland Kirkby	7	94	13.4	0
	Henry Tiedemann	2	94	47.0	1
1948	Roland Kirkby	11	114	10.4	0
1942-1947	Statistics unavailable				
1941	Ernie Steele	22	318	14.5	0
1940	Ernie Steele	30	425	14.2	0
1939	Ernie Steele	26	318	12.2	0

Yearly Longest Punt Return

Year	Yards	Player vs. Opponent
2016	68 yards	Dante Pettis vs. Rutgers
2015	89 yards	Dante Pettis at Oregon State
2014	87 yards	Dante Pettis at Colorado
2013	18 yards	Marvin Hall vs. California
2012	31 yards	Cody Bruns vs. California
2011	46 yards	Kasen Williams vs. Baylor
2010	21 yards	Jesse Callier at Washington State
2009	26 yards	Devin Aguilar vs. California
2008	14 yards	Devin Aguilar vs. Oregon State
2007	62 yards	Anthony Russo vs. California
2006	22 yards	Chris Stevens vs. Washington State
2005	24 yards	Sonny Shackelford vs. Arizona
2004	11 yards	Anthony Russo vs. Oregon; Sonny Shackelford vs. Washington State
2003	86 yards (td)	Charles Frederick vs. Oregon State
2002	21 yards	Charles Frederick vs. Purdue, Sun Bowl
2001	87 yards (td)	Charles Frederick vs. Idaho
2000	35 yards	Toure Butler at Washington State
1999	47 yards	Joe Jarzynka at Oregon State
1998	91 yards (td)	Joe Jarzynka vs. California
1997	50 yards	Joe Jarzynka vs. San Diego State
1996	67 yards (td)	Dave Janoski at Arizona State
1995	28 yards	Leon Neal at Oregon State
1994	26 yards	Leon Neal at Oregon
1993	24 yards	Beno Bryant vs. East Carolina
1992	65 yards	Napoleon Kaufman vs. California
1991	53 yards (td)	Beno Bryant vs. Kansas State
1990	82 yards (td)	Beno Bryant vs. Arizona State
1989	32 yards (td)	Tommie Smith vs. USC
1988	21 yards	William Doctor vs. Arizona State
1987	63 yards (td)	Demouy Williams vs Washington State
1986	66 yards (td)	Andre Riley vs. Bowling Green
1985	42 yards	Ron Milus vs. Oregon
1984	50 yards	Danny Greene vs. Houston
1983	71 yards (td)	Danny Greene vs. USC
1982	37 yards	Ray Horton vs. Stanford
1981	71 yards (td)	Anthony Allen vs. Stanford
1980	73 yards (td)	Ray Horton vs. USC
1979	64 yards (td)	Mark Lee vs. California
1978	22 yards (td)	Jeff Leeland vs. Stanford
1977	73 yards (td)	Nesby Glasgow vs. Stanford
1976	33 yards	Kyle Heinrich vs. Indiana
1975	30 yards	Frank Reed vs. Oregon State
1974	57 yards	Pedro Hawkins vs. Cincinnati
1973	25 yards	Pedro Hawkins vs. Stanford
1972	57 yards (td)	Calvin Jones vs. Illinois
1971	78 yards (td)	Calvin Jones vs. California
1970	38 yards	Calvin Jones vs. California
1969	18 yards	Bob Berg vs. California
1968	66 yards (td)	Harvey Blanks vs. Wisconsin
1967	30 yards	Bill Sprinkle vs. Stanford
1966	25 yards	Dave Dillon vs. Ohio State
1965	35 yards	Steve Bramwell vs. Washington State
1964	67 yards (td)	Steve Bramwell vs. Baylor
1963	92 yards (td)	Steve Bramwell vs. Oregon State
1962	44 yards	Gary Price vs. Kansas State
1961	72 yards (td)	Martin Wyatt vs. California
1960	65 yards (td)	George Fleming vs. USC
1959	53 yards (td)	George Fleming vs. Wisconsin
1958	29 yards	George Fleming vs. Oregon
1957	41 yards	Don Millich vs. Oregon
1956	43 yards	Bob Herring vs. Illinois
1955	27 yards	Steve Roake vs. Oregon State
1954	19 yards	Stewart Crook vs. Oregon
1953	26 yards	Mike Monroe vs. Colorado
1952	26 yards	Sam Mitchell vs. Oregon
1951	100 yards (td)	Hugh McElhenny vs. USC

WASHINGTON RECORD BOOK — INDIVIDUAL SCORING

Most Points Scored

Career	380, Jeff Jaeger, 1983-86
Season	150, Corey Dillon, 1996
Game (all-time)	42, Ervin Dailey vs. Whitman, 1919
Game (modern)	30, Corey Dillon vs. UCLA, 1996 30, Hugh McElhenny vs. Washington State, 1950

Most Touchdowns

Career	38, Bishop Sankey, 2011-13; and George Wilson, 1923-25
Season	25, Corey Dillon, 1996
Game (all-time)	7, Ervin Dailey vs. Whitman, 1919 6, Chuck Carroll vs. UPS, 1928
Game (modern)	5, Corey Dillon vs. UCLA, 1996 5, Hugh McElhenny vs. Washington State, 1950

Points Per Game (non-kicker)

Career (Min. 18 gms)	– 8.32, Hugh McElhenny, 1949-51 (233 pts., 28 games)
Season (Min. 9 gms)	– 12.50, Corey Dillon, 1996 (150 pts., 12 games) 12.50, Hugh McElhenny, 1951 (125 pts., 10 games)

Two-Point Conversions

Season	3, Ace Bulger in 1970
--------	-----------------------

2-Point Conversion Attempts

Season	6, Damon Huard in 1995
--------	------------------------

Scoring

Season

Name	TD	PAT	FG	TP
1. Corey Dillon (1996)	25	0	0	150
2. Bishop Sankey (2013)	21	0	0	126
3. Hugh McElhenny (1951)	17	23	0	125
4. Cameron Van Winkle (2016)	0	75	16	123
5. John Ross (2016)	19	0	0	114
6. Chuck Nelson (1982)	0	37	25	112
7. John Anderson (2002)	0	42	22	108
Mario Bailey (1991)	18	0	0	108
9. Cameron Van Winkle (2014)	0	47	20	107
10. Chuck Carroll (1928)	17	2	0	104

Career

Name (Years)	TD	PAT	FG	TP
1. Jeff Jaeger (1983-86)	0	125	85	380
2. John Anderson (1999-02)	0	159	68	363
3. Cameron Van Winkle (2013-16)	0	171	52	327
4. Chuck Nelson (1980-82)	0	99	61	282
5. Travis Hanson (1990-93)	0	134	40	254
6. Erik Folk (2009-11)	0	124	42	250
7. Hugh McElhenny (1949-51)	35	23	0	233
8. George Wilson (1923-25)	38	2	0	230
9. Bishop Sankey (2011-13)	38	0	0	228
10. Joe Steele (1976-79)	37	*1	0	224

Touchdowns

Season

Name (Year)	No.
1. Corey Dillon (1996)	25
2. Bishop Sankey (2013)	21
3. John Ross (2016)	19
4. Mario Bailey (1991)	18
5. Dante Pettis (2016)	17
Hugh McElhenny (1951)	17
Chuck Carroll (1928)	17
8. Bishop Sankey (2012)	16
Chris Polk (2011)	16
10. Rashaan Shehee (1995)	15
Jacque Robinson (1984)	15
Chuck Carroll (1927)	15

Career

Name (Years)	No.
1. Bishop Sankey (2011-13)	38
George Wilson (1923-25)	38
3. Joe Steele (1976-79)	37
4. Hugh McElhenny (1949-51)	35
5. Napoleon Kaufman (1991-94)	34
6. Chuck Carroll (1926-28)	32

7. Chris Polk (2008-11)	30
Rashaan Shehee (1994-97)	30
Mario Bailey (1988-91)	30
10. Jake Locker (2007-10)	29

TDs by Running Backs

Season (since 1937)

Name	Year	TDs
1. Corey Dillon	1996	25
2. Bishop Sankey	2013	21
3. Hugh McElhenny	1951	17
4. Bishop Sankey	2012	16
Chris Polk	2011	16
6. Rashaan Shehee	1995	15
Jacque Robinson	1984	15
8. Hugh McElhenny	1950	14
Napoleon Kaufman	1993	14
10. Joe Steele	1977	13

Career

Name	Years	TDs
1. Bishop Sankey	2011-13	38
George Wilson	1923-25	38
3. Joe Steele	1976-79	37
4. Hugh McElhenny	1949-51	35
5. Napoleon Kaufman	1991-94	34
6. Chuck Carroll	1926-28	32
7. Chris Polk	2008-11	30
Rashaan Shehee	1994-97	30
9. Rich Alexis	2000-03	28
Jacque Robinson	1981-84	28

Points by Kicking

Season

Name	Year	Pts.
1. Cameron Van Winkle	2016	123
2. Chuck Nelson	1982	112
3. John Anderson	2002	108
4. Cameron Van Winkle	2014	107
Travis Coons	2013	107
6. Jeff Jaeger	1984	100
7. Jeff Jaeger	1986	99
8. Cameron Van Winkle	2015	97
9. Jeff Jaeger	1983	91
Chuck Nelson	1980	91

Career

Name	Pts.
1. Jeff Jaeger (1983-86)	380
2. John Anderson (1999-02)	363
3. Cameron Van Winkle (2013-16)	327
4. Chuck Nelson (1980-82)	282
5. Travis Hanson (1990-93)	254
6. Erik Folk (2009-10)	250
7. Steve Robbins (1974-77)	222
8. Cameron Van Winkle (2013-)	204
9. John Wales (1994-96)	193
10. Travis Coons (2012-13)	173

Points Per Game (non-kicker)

Season (Min. 9 games)

Name	Year	Pts.	Gm.	Avg.
1. Corey Dillon	1996	150	12	12.50
Hugh McElhenny	1951	125	10	12.50
3. Bishop Sankey	2013	126	13	9.70
4. Mario Bailey	1991	108	12	9.00
5. Cameron Van Winkle	2016	123	14	8.79
6. Hugh McElhenny	1950	84	10	8.40
7. John Ross	2016	114	14	8.12
8. Napoleon Kaufman	1993	84	11	7.64
9. Rashaan Shehee	1995	90	12	7.50
Jacque Robinson	1984	90	12	7.50

Career (Min. 20 games)

	Name (Years)	Pts.	Gm.	Avg.
1.	Hugh McElhenny (1949-51)	233	28	8.32
2.	Bishop Sankey (2011-13)	228	38	6.00
3.	Joe Steele (1976-79)	224	39	5.74
4.	Rashaan Shehee (1994-97)	180	33	5.45
5.	Mario Bailey (1989-91)	180	37	4.86
6.	Bo Cornell (1968-70)	114	25	4.56
7.	Jacque Robinson (1981-84)	168	37	4.54
8.	Napoleon Kaufman (1991-94)	204	45	4.53
9.	Chris Polk (2008-11)	180	40	4.50
10.	John Ross (2013-16)	168	40	4.20

Points Responsible For
Season (Min. 9 games)

	Name	Year	Pass	Rush	FG	2XP	1XP	Total
1.	Jake Browning	2016	258	24	0	0	0	282
2.	Keith Price	2011	198	18	0	0	0	216
3.	Cody Pickett	2002	168	18	0	0	0	186
4.	Mark Brunell	1990	96	78	0	4	0	178
5.	Billy Joe Hobert	1991	144	30	0	0	0	174
6.	Jake Locker	2009	126	42	0	2	0	170
7.	Jake Locker	2007	84	78	0	0	0	162
8.	Brock Huard	1997	150	6	0	2	0	158
9.	Keith Price	2013	126	30	0	0	0	156
10.	Corey Dillon	1996	0	150	0	0	0	150

Career (Min. 20 games)

	Name (Years)	Pass	Rush	FG	2XP	1XP	Total
1.	Keith Price (2010-13)	450	54	0	0	0	504
	Cody Pickett (1999-02)	420	84	0	0	0	504
3.	Jake Locker (2007-10)	318	174	0	4	0	496
4.	Jake Browning (2015-)	354	30	0	0	0	384
5.	Jeff Jaeger (1983-86)	0	0	255	0	125	380
6.	Brock Huard (1996-98)	318	18	0	4	0	340
7.	M. Tuiasopolo (1997-2000)	198	132	0	6	0	330
8.	Mark Brunell (1989-92)	168	138	0	4	0	310
9.	Chuck Nelson (1980-82)	0	0	183	0	99	282

Points Responsible For Per Game
Season (Min. 9 games)

	Name	Year	Total	Gms.	Avg.
1.	Jake Browning	2016	282	14	20.1
2.	Keith Price	2011	216	13	16.6
3.	Mark Brunell	1990	178	12	14.8
4.	Billy Joe Hobert	1991	174	12	14.5
5.	Cody Pickett	2002	186	13	14.3
6.	Jake Locker	2009	170	12	14.2
7.	Jake Locker	2007	162	12	13.5
	Brock Huard	1997	148	11	13.5
9.	Keith Price	2013	156	12	13.0
10.	Corey Dillon	1996	150	12	12.5
	Hugh McElhenny	1951	125	10	12.5

Annual Scoring Leader

Year	Name	TD	PAT	2XP	FG	TOT
2016	Cameron Van Winkle	0	75-76	0	16	123
2015	Cameron Van Winkle	0	49-49	0	16	97
2014	Cameron Van Winkle	0	47-49	0	20	107
2013	Bishop Sankey	21	0-0	0	0	126
2012	Bishop Sankey	16	0-0	0	0	96
2011	Chris Polk	16	0-0	0	0	96
2010	Jermaine Kearsae	12	0-0	0	0	72
	Erik Folk	0	33-33	0	13	72
2009	Erik Folk	0	35-35	0	18	89
2008	Ryan Perkins	0	17-18	0	7	38
2007	Ryan Perkins	0	45-46	0	15	90
2006	Michael Braunstein	0	10-12	0	10	62
2005	Evan Knudson	0	28-28	0	11	61
2004	Kenny James	5	0-0	0	0	30
2003	Evan Knudson	0	33-36	0	10	63
2002	John Anderson	0	42-44	0	22	108
2001	John Anderson	0	39-42	0	17	90
2000	John Anderson	0	42-46	0	14	84
1999	John Anderson	0	36-37	0	15	81
1998	Joe Jarzynka	2	20-24	0	6-8	50
1997	Rashaan Shehee	11	0-0	0	0	66
1996	Corey Dillon	25	0-0	0	0	150
1995	Rashaan Shehee	15	0-0	0	0	90
1994	John Wales	0	25-28	0	18-25	79
1993	Napoleon Kaufman	14	0-0	0	0	84
1992	Travis Hanson	0	40-40	0	11-14	73

1991	Mario Bailey	18	0-0	0	0	108
1990	Mark Brunell	13	0-0	2-3	0	82
1989	John McCallum	0	31-33	0	16-19	79
1988	John McCallum	0	30-30	0	10-15	60
1987	Brandy Brownlee	0	33-33	0	11-18	66
1986	Jeff Jaeger	0	42-43	0	19-23	99
1985	Jeff Jaeger	0	21-21	0	23-26	90
1984	Jeff Jaeger	0	34-37	0	22-28	100
1983	Jeff Jaeger	0	28-29	0	21-27	91
1982	Chuck Nelson	0	37-37	0	25-26	112
1981	Chuck Nelson	0	31-31	0	16-20	79
1980	Chuck Nelson	0	31-34	0	20-28	91
1979	Joe Steele	12	0-0	1-1	0	74
1978	Mike Lansford	0	33-33	0	13-22	72
1977	Steve Robbins	0	40-40	0	16-24	88
1976	Robin Earl	7	0-0	1-1	0	44
1975	Steve Robbins	0	21-22	0	7-12	42
1974	Robin Earl	10	0-0	0	0	60
1973	Ken Conley	4	0-0	0	0	24
1972	Pete Taggares	11	0-0	0	0	66
1971	Steve Wiezbowski	0	41-46	0	6-13	59
1970	Bo Cornell	9	0-0	0	0	54
1969	Bo Cornell	4	0-0	0	0	24
1968	Bo Cornell	6	0-0	0	0	36
1967	Don Martin	0	14-15	0	10-17	44
1966	Don Martin	0	15-17	0	10-11	45
1965	Dave Williams	10	0-0	0	0-1	60
1964	Charlie Browning	7	0-0	0	0	42
1963	Junior Coffey	6	0-0	0	0	36
1962	Junior Coffey	8	0-0	0	0	48
1961	Nat Whitmyer	3	0-0	1-1	0	20
1960	George Fleming	5	25-26	0	5-7	70
1959	Bob Schloredt	9	2-4	2-2	0	60
1958	Bob Hivner	6	0-0	0-1	0	36
1957	Bob Dunn	3	9-13	0	0-1	27
1956	Dean Derby	7	18-23	0	1-2	63
1955	Credell Green	5	0-0	0	0	30
1954	Bob Dunn	2	7-9	0	1-1	22
1953	George Black	4	0-0	0	0	24
1952	George Black	7	0-0	0	0	42
1951	Hugh McElhenny	17	23	0	0	125
1950	Hugh McElhenny	14	0-0	0	0	84
1949	Roland Kirkby	5	0-0	0	0	30
1948	Marshall Dallas	4	0-0	0	0	24
1947	Herb Harlow	2	0-0	0	0	12
	Dick Ottele	2	0-0	0	0	12
	Sam Robinson	2	0-0	0	0	12
	Marshall Dallas	2	0-0	0	0	12
1946	Brooks Biddle	4	0-0	0	0	24
1945	Gordy Hungar	4	0-0	0	0	24
1944	Keith DeCoursey	12	0-0	0	0	72
1943	Pete Susick	8	0-0	0	0	48
1942	Bob Erickson	4	0-0	0	0	24
1941	Jack Stackpool	4	0-0	0	0	24
1940	Earl Younglove	4	0-0	0	0	24
1939	Don Jones	3	1	0	0	19
1938	Dick Johnson	4	0-0	0	0	24
1937	Merle Miller	7	0-0	0	0	42
1936	Jimmy Cain	6	1	0	0	37
1935	By Haines	5	0-0	0	0	30
1934	Burl Bufkin	5	0-0	0	0	30
1933	Bill Smith	4	6	0	3	39
1932	Paul Sulkosky	5	2	0	0	32
1931	Merle Hufford	4	2	0	0	26
1930	August Buse	6	2	0	0	38
1929	Merle Hufford	2	0-0	0	0	12
	Jack Middlestedt	2	0-0	0	0	12
1928	Chuck Carroll	14	0-0	0	0	84
1927	Chuck Carroll	13	1	0	0	79
1926	Harold Patton	6	0-0	0	0	36
	Gene Cook	0	15	0	7	36
1925	George Wilson	14	1	0	0	85
1924	George Wilson	14	1	0	0	85
1923	George Wilson	10	0-0	0	0	60
1922	Wayne Hall	4	0-0	0	0	24
1921	Ray Eckman	2	6	0	0	18
1920	Ted Faulk	1	5	0	1	14
1919	Ervin Dailey	7	0	0	0	42
1918	No Team					
1917	Ross Williams	1	2	0	0	8
1916	Ernest Murphy	5	0	0	0	30

WASHINGTON RECORD BOOK — INDIVIDUAL DEFENSE

Tackles by a Linebacker (since 1966)

Career	578, Michael Jackson, 1975-78
Season	219, Michael Jackson, 1977
Game	29, Michael Jackson vs. WSU, 1977
	29, Michael Jackson vs. OSU, 1977

Tackles by a Lineman (since 1966)

Career	350, David Pear, 1972-74
Season	190, David Pear, 1973

Tackles for Loss (since 1977)

Career	61.5, Jason Chorak, 1994-97
Season	25.0 Hau'oli Kikaha, 2014
Game	6.0, Manase Hopoi at USC, 2004; Jerry Jensen vs. ASU, 1997

Tackles for Lost Yardage (since 1967)

Career	268.5, Travis Richardson, 1987-90
Season	139.0, Hau'oli Kikaha, 2014

Quarterback Sacks (since 1982)

Career	35, Hau'oli Kikaha, 2010-14
Season	19.0, Hau'oli Kikaha, 2014
Game	5, Mark Stewart vs. UCLA, 1982
	5, Ron Holmes vs. Navy, 1983

Passes Broken Up (since 1977)

Career	35, Marcus Peters, 2012-14
Season	15, Ray Horton, 1981

Fumbles Caused

Career	10, Reggie Rogers, 1978-82
Season	6, Mason Foster, 2009

Fumbles Recovered

Career	8, Chico Fraley, 1988-91
	8, Ricky Andrews, 1985-88
	8, Travis Richardson, 1987-90
Season	5, Keishawn Bierria, 2016
	5, Danny Shelton, 2014
	4, Shaq Thompson, 2014
	4, Ben Mahdavi, 2001
	4, Nigel Burton, 1998
	4, Tony Parrish, 1996
	4, Ron Hadley, 1985
	4, Jim Rodgers, 1984
	4, Vestee Jackson, 1984
	4, J.C. Pearson, 1983
	4, Fletcher Jenkins, 1981
	4, Antowaine Richardson, 1978

Tackles

Game (Since 1959)

	Name	No.	Opponent
1.	Michael Jackson	29	Washington State, 1977
	Michael Jackson	29	Oregon State, 1977
3.	Michael Jackson	28	Mississippi State, 1977
	George Jugum	28	Oregon, 1968
5.	Joe Krakoski	27	Washington State, 1983
6.	Ken Driscoll	26	Oregon, 1980
7.	Stan Walderhaug	25	Syracuse, 1977
	George Jugum	25	California, 1968
9.	Mark Jerue	24	Arizona State, 1981
	Michael Jackson	24	Alabama, 1978

Season (Since 1967)

	Name (Year)	UT	AT	TOT
1.	Michael Jackson (1977)	119	100	219
2.	David Rill (1985)	94	110	204
3.	Dan Lloyd (1973)	111	90	201
4.	Mike Baldassin (1976)	88	112	200
5.	David Rill (1987)	85	103	188
6.	Dave Pear (1973)	86	99	185
7.	Ricky Andrews (1988)	93	77	170
8.	Michael Jackson (1978)	85	83	168
	James Clifford (1989)	92	76	168
10.	Mason Foster (2010)	106	57	163

Career (Since 1967)

	Name (Years)	UT	AT	TOT
1.	Michael Jackson (1975-78)	304	274	578
2.	David Rill (1984-87)	266	309	575
3.	Dan Lloyd (1972-75)	230	272	502
4.	Ken Driscoll (1979-82)	239	247	486
5.	Al Bursleson (1973-75)	222	167	389
6.	Mike Baldassin (1974-76)	171	215	386
7.	Joe Kelly (1982-85)	210	191	401
8.	Mason Foster (2007-10)	241	137	378
9.	Tim Meamber (1981-84)	185	191	376
10.	Bruce Harrell (1976-79)	173	202	375

Solo Tackles Game

	Name	No.	Opponent
1.	Michael Jackson	20	Washington State, 1977
2.	Clyde Werner	17	Washington State, 1969
3.	Mark Stewart	15	UCLA, 1982
	Dean Browning	15	Washington State, 1983
	Stafford Mays	15	Arizona State, 1979
	Cliff Bethea	15	Oregon State, 1977
	Michael Jackson	15	Mississippi State, 1977
	Dave Pear	15	Syracuse, 1973
9.	Joe Krakoski	14	Washington State, 1983
	Mark Jerue	14	Arizona State, 1981
	Michael Jackson	14	Alabama, 1978
	Stan Walderhaug	14	Syracuse, 1977
	Charles Jackson	14	Colorado, 1976
	Dan Lloyd	14	Hawai'i, 1973
	George Jugum	14	Oregon, 1968

Tackles For Loss

Game (Since 1967)

	Name	No.	Opponent
1.	Manase Hopoi	6	USC, 2004
	Jerry Jensen	6	Arizona State, 1997
3.	Larry Triplett	5	Idaho, 2001
	Dave Hoffmann	5	USC, 1991
	Ron Holmes	5	Navy, 1983
	Lynn Madsen	5	LSU, 1983
	Michael Jackson	5	Oregon State, 1977
8.	Travis Feeny	4.5	USC, 2015
	Hau'oli Kikaha	4.5	California, 2014
	Danny Shelton	4.5	Eastern Wash., 2014
	Daniel Te'o-Nesheim	4.5	California, 2009
	Manase Hopoi	4.5	San Jose State, 2004
	Jaime Fields	4.5	San Jose State, 1990
14.	Hau'oli Kikaha	4	Arizona State, 2014
	Princeton Fuimaono	4	Washington State, 2011
	Joe Lobendahn	4	Fresno State, 2004
	Manase Hopoi	4	Arizona, 2002
	Manase Hopoi	4	Purdue, 2002 Sun Bowl
	Marquis Cooper	4	Wyoming, 2002
	Kai Ellis	4	Washington State, 2002
	Hakim Akbar	4	Oregon, 2000
	Todd Johnson	4	Utah State, 1998
	Lester Towns	4	Washington State, 1997
	Lester Towns	4	Oregon, 1997
	Jerry Jensen	4	USC, 1996
	Jason Chorak	4	UCLA, 1996
	D'Marco Farr	4	Ohio State, 1993
	Jamal Fountaine	4	Stanford, 1993
	Steve Emtman	4	Arizona, 1991
	Donald Jones	4	Kansas State, 1991
	Steve Roberts	4	BYU, 1986
	Fred Small	4	Oregon, 1984
	Tony Caldwell	4	USC, 1981
	Fletcher Jenkins	4	Stanford, 1981
	Tony Caldwell	4	Pacific, 1981
	Scott Garnett	4	Pacific, 1981
	Doug Martin	4	Washington State, 1978
	Doug Martin	4	Minnesota, 1977

Season (Since 1967)

	Name (Year)	No.
1.	Hau'oli Kikaha (2014)	25.0
2.	Ron Holmes (1983)	23.0
3.	Victor Aiyewa (2010)	22.5
4.	Manase Hopoi (2004)	22.0
	Jason Chorak (1996)	22.0
6.	Martin Harrison (1989)	21.0
	Dennis Brown (1987)	21.0
8.	Steve Emtman (1991)	20.5
9.	Jason Chorak (1997)	20.0
10.	D'Marco Farr (1993)	19.0

Career (Since 1967)

	Name (Years)	No.
1.	Jason Chorak (1994-97)	61.5
2.	Hau'oli Kikaha (2010-14)	51.5
3.	Ron Holmes (1981-84)	51.0
4.	Mark Stewart (1979-82)	49.0
5.	Daniel Te'o-Nesheim (2006-09)	47.0
6.	Dave Hoffmann (1988-92)	46.0
7.	Dennis Brown (1986-89)	45.0
8.	Andy Mason (1989-93)	43.5
9.	Jerry Jensen (1994-97)	42.5
10.	Jeremiah Pharms (1997-2000)	42.0

Tackles For Loss Yards

Season (Since 1967)

	Name (Year)	Yds.
1.	Hau'oli Kikaha (2014)	139.0
2.	Dennis Brown (1987)	115.0
3.	Ron Holmes (1983)	106.0
4.	Jason Chorak (1996)	105.0
5.	Steve Emtman (1990)	100.0
6.	Terry Johnson (2003)	98.0
7.	Manase Hopoi (2004)	97.0
8.	D'Marco Farr (1993)	90.5
9.	Andy Mason (1992)	90.0
10.	Hau'oli Kikaha (2013)	87.0

Career (Since 1967)

	Name (Years)	Yds.
1.	Hau'oli Kikaha (2010-14)	275.0
2.	Travis Richardson (1987-90)	268.5
3.	Jason Chorak (1994-97)	251.0
4.	Mark Stewart (1979-82)	231.0
5.	Donald Jones (1988-91)	228.5
6.	Andy Mason (1990-93)	225.5
7.	Reggie Rogers (1984-86)	223.0
8.	Dennis Brown (1986-89)	216.0
9.	Ron Holmes (1982-84)	214.0
10.	Daniel Te'o-Nesheim (2006-09)	209.0

Tackles By a Linebacker

Season (Since 1967)

	Name	Year	No.
1.	Michael Jackson	1977	219
2.	David Rill	1985	204
3.	Dan Lloyd	1973	201
4.	Mike Baldassin	1976	200
5.	David Rill	1987	188

Career (Since 1967)

	Name (Years)	Tackles
1.	Michael Jackson (1975-78)	578
2.	David Rill (1984-87)	575
3.	Dan Lloyd (1972-75)	502
4.	Ken Driscoll (1979-82)	486
5.	Joe Kelly (1982-85)	401
6.	Mike Baldassin (1974-76)	386
7.	Mason Foster (2007-10)	378
8.	Tim Meamber (1981-84)	376
9.	Bruce Harrell (1976-79)	375
10.	Mark Stewart (1979-82)	339

Tackles By a Lineman

Season (Since 1967)

Name	Year	No.
1. Dave Pear	1973	190
2. Charles Jackson	1975	137
3. Charles Jackson	1976	129
4. Mark Jerue	1980	134
5. Stafford Mays	1979	131

Career (Since 1967)

Name	Tackles
1. Mark Jerue (1978-81)	*354
2. David Pear (1972-74)	347
3. Doug Martin (1976-79)	323
4. Reggie Rogers (1984-86)	^294
5. Ron Holmes (1981-84)	289
6. Charles Jackson (1975-76)	266
7. Kurt Matter (1970-72)	250
8. Fletcher Jenkins (1979-81)	235
9. Stafford Mays (1978-79)	227
10. Ray Cattage (1980-82)	226

*144 tackles were as a LB in 1981

^74 tackles were as a LB in 1984

Quarterback Sacks

Game (Since 1982)

Name	No.	Opponent
1. Mark Stewart	5	UCLA, 1982
Ron Holmes	5	Navy, 1983
3. Danny Shelton	4	Eastern Wash., 2014
Martin Harrison	4	Oregon State, 1989
Steve Roberts	4	BYU, 1986
6. Todd Johnson	3.5	Utah State, 1998
Mac Tuiaea	3.5	BYU, 1996
Richie Chambers	3.5	Ohio State, 1994
Matt Jones	3.5	Stanford, 1990
10. Hau'oli Kikaha	3	Illinois, 2014
Hau'oli Kikaha	3	California, 2014
Hau'oli Kikaha	3	BYU, 2013 F.H. Bowl
Josh Shirley	3	Illinois, 2013
Josh Shirley	3	Baylor, 2011 Alamo Bowl
D. Te'o-Nesheim	3	California, 2009
D. Te'o-Nesheim	3	Arizona, 2008
Manase Hopoi	3	USC, 2004
Manase Hopoi	3	San Jose State, 2002
Larry Tripplett	3	Colorado, 2000
Jabarri Issa	3	California, 1998
Jerry Jensen	3	USC, 1996
Jason Chorak	3	BYU, 1996
Jamal Fountaine	3	Stanford, 1993
Donald Jones	3	Michigan, 1992
Donald Jones	3	Kansas State, 1991
Travis Richardson	3	Purdue, 1990
Dennis Brown	3	Arizona State, 1987
Ron Holmes	3	UCLA, 1982
Ron Holmes	3	Oregon State, 1982

Season (Since 1982)

Name	Year	Sacks
1. Hau'oli Kikaha	2014	19.0
2. Jason Chorak	1996	14.5
3. Hau'oli Kikaha	2013	13.0
Ron Holmes	1983	13.0
5. Andrew Hudson	2014	11.5
Donald Jones	1991	11.5
7. Daniel Te'o-Nesheim	2009	11.0
Dennis Brown	1987	11.0
9. Hau'oli Kikaha	2013	10.0
Terry Johnson	2003	10.0
Ray Cattage	1982	10.0
Mark Stewart	1982	10.0

Career (Since 1982)

Name (Years)	Sacks
1. Hau'oli Kikaha (2010-14)	36.0
2. Daniel Te'o-Nesheim (2006-09)	30.0
3. Ron Holmes (1981-84)	28.0
4. Donald Jones (1989-91)	26.0
5. Jason Chorak (1994-97)	25.5

6. Andy Mason (1990-93)	24.0
7. Andrew Hudson (2011-14)	22.5
8. Manase Hopoi (2002-04)	20.0
Reggie Rogers (1984-86)	20.0

Passes Broken Up

Season (Since 1977)

Name	Year	No.
1. Ray Horton	1981	15
2. Desmond Trufant	2011	14
3. Kevin King	2016	13
4. Tom Erlandson	1986	13
5. Roc Alexander	2001	11
Chico Fraley	1990	11
J.C. Pearson	1983	11
8. John Timu	2014	10
Dashon Goldson	2006	10
Derrick Johnson	2002	10
Dana Hall	1991	10

Career (Since 1977)

Name (Years)	PD
1. Marcus Peters (2012-14)	35
2. Desmond Trufant (2009-12)	33
3. Sidney Jones (2014-16)	30
4. Kevin King (2013-16)	28
5. Omare Lowe (1998-2001)	26
6. John Timu (2011-14)	25
7. Dana Hall (1988-91)	24
8. Jermaine Smith (1996-99)	23
9. Dashon Goldson (2004-06)	22
Derrick Johnson (2000-04)	22
Ray Horton (1979-82)	22

Yearly Tackles Leaders

Year	Name	Tackles
2016	Budda Baker, s	71
	Keishawn Bierria, lb	70
2015	Azeem Victor, lb	95
	Kieshawn Bierria, lb	77
2014	John Timu, lb	108
	Danny Shelton, nt	93
2013	Princeton Fuimaono, lb	80
	Shaq Thompson, lb	78
2012	John Timu, lb	91
	Sean Parker, s	77
2011	Cort Dennison, ilb	128
	Sean Parker, s	91
2010	Mason Foster, olb	163
	Nate Williams, ss	105
2009	Donald Butler, ilb	94
	Mason Foster, olb	85
2008	Mason Foster, lb	105
	Nate Williams, s	76
2007	E.J. Savannah, olb	111
	Roy Lewis, cb	94
2006	C.J. Wallace, ss	105
	Scott White, olb	90
2005	Evan Benjamin, olb	109
	C.J. Wallace, ss	86
2004	Evan Benjamin, olb	105
	Joe Lobendahn, ilb	100
2003	Marquis Cooper, ilb	89
	Jimmy Newell, fs	84
	Tim Galloway, ilb	84
2002	Marquis Cooper, ilb	100
	Ben Mahdavi, ilb	100
2001	Ben Mahdavi, ilb	93
	Greg Carothers, ss	81
2000	Hakim Akbar, fs	106
	Derrell Daniels, ilb	102
1999	Derrell Daniels, ilb	89
	Hakim Akbar, ss	76
1998	Todd Johnson, wlb	70
	Lester Towns, ilb	63

1997	Lester Towns, ilb	91
	Jerry Jensen, wlb	91
1996	John Fiala, ilb	104
	Ink Aleaga, ilb	85
1995	Lawyer Milloy, fs	115
	Ink Aleaga, ilb	113
1994	Lawyer Milloy, fs	106
	Ink Aleaga, ilb	96
1993	Steve Springstead, ilb	91
	D'Marco Farr, dt	66
1992	Dave Hoffmann, wlb	99
	James Clifford, ilb	88
1991	Dave Hoffmann, wlb	78
	Steve Emtman, dt	62
1990	Dave Hoffmann, wlb	85
	Chico Fraley, ilb	68
1989	James Clifford, ilb	168
	Martin Harrison, slb	103
1988	Rickey Andrews, ilb	170
	Chico Fraley, ilb	128
1987	David Rill, ilb	188
	Martin Harrison, slb	95
1986	David Rill, ilb	164
	Tom Erlandson, ilb	117
1985	David Rill, ilb	204
	Joe Kelly, ilb	128
1984	Joe Kelly, ilb	162
	Tim Meamber, ilb	140
1983	Joe Krakoski, ilb	161
	Lynn Madsen, mg	123
1982	Ken Driscoll, ilb	140
	Tim Meamber, ilb	117
1981	Ken Driscoll, ilb	162
	Mark Jerue, ilb	157
1980	Ken Driscoll, ilb	151
	Mark Jerue, ng	134
1979	Bruce Harrell, ilb	133
	Stafford Mays, ng	131
1978	Michael Jackson, ilb	168
	Bruce Harrell, ilb	134
1977	Michael Jackson, ilb	219
	Kyle Heinrich, ws	107
1976	Mike Baldassin, ilb	200
	Michael Jackson, ilb	146
1975	Mike Baldassin, lb	139
	Charles Jackson, dt	137
1974	Corny Chenevert, lb	147
	Al Burleson, db	139
1973	Dan Lloyd, lb	201
	Dave Pear, dt	190
1972	Tony Bonwell, db	142
	Ron Shepherd, lb	108
1971	Gordy Guinn, lb	140
	Al Craig, lb	134
1970	Mark McMahon, db	124
	Ron Shepherd, lb	105
1969	Bob Berg, db	90
	Mark McMahon, db	87
1968	George Jugum, lb	158
	Otis Washington, de	109
1967	Steve Thompson, dt	103
	George Jugum, lb	90
1966	Tom Greenlee, de	120
1965	No records	
1964	Rick Redman	121
	Steve Hinds	113
1963 *	Rick Redman	82
	Charlie Browning	56

* Statistics for only seven games.

WASHINGTON RECORD BOOK — INDIVIDUAL INTERCEPTIONS

Interceptions

Career	18, Al Worley, 1966-68
Season	14, Al Worley, 1968
Game	4, Al Worley vs. Idaho, 1968

Interception Yards

Career	254, Vestee Jackson, 1983-85
Season	149, Alvin Burleson, 1975
Game	124, George Jugum vs. Stanford, 1968

Interception Yards Per Return

Career (Min. 5 returns)	33.7, Tommie Smith, 1989-92 (236 yds., 7 ret.)
Season (Min. 3 returns)	49.6, Al Burleson, 1975
Game (Min. 2 returns)	62.0, George Jugum vs. Stanford, 1968

Returns for TDs

Career	3, Al Burleson, 1973-75
Season	2, Anthony Vontoure, 1999 2, Walter Bailey, 1991 2, Al Burleson, 1975 2, Bob Burmeister, 1970
Game	1 on 55 occasions, Most Recent: Mason Foster, 37 yards vs. Ariz., 2009

Interceptions Game

Name	No.	Opponent
1. Al Worley	4	Idaho, 1968
2. Russel Harriston	3	Oregon, 1993
Tim Meamber	3	Northwestern, 1984
Steve Lipe	3	Iowa State, 1974
Steve Wiezbowksi	3	California, 1972
Al Worley	3	Wisconsin, 1968
Sam Mitchell	3	Oregon, 1952
Larry Hatch	3	California, 1948
William McGovern	3	Oregon State, 1947

Season

Name (Year)	No.	Yds.	Avg.
1. Al Worley (1968)	14	130	9.3
2. Bill Albrecht (1951)	12	140	11.7
3. Larry Hatch (1946)	8	114	14.3
Walter Bailey (1991)	8	114	14.3
5. Tony Bonwell (1972)	7	67	9.6
Dick Sprague (1950)	7	—	—
Jay Stoves (1943)	7	139	19.9
8. Derrick Johnson (2003)	6	62	10.3
Anthony Vontoure (1999)	6	99	16.6
Tony Parrish (1997)	6	138	23.0
Eric Briscoe (1990)	6	5	0.8
Joe Kelly (1984)	6	103	17.2
Roberto Jourdan (1972)	6	106	17.7
Bob Schloredt (1959)	6	53	8.8
George Fleming (1959)	6	27	4.5

Career

Name (Years)	No.	Yds.	Avg.
1. Al Worley (1966-68)	18	130	7.2
2. Larry Hatch (1946-48)	16	—	—
3. Vestee Jackson (1983-85)	13	254	19.4
Roberto Jourdan (1972-75)	13	166	12.8
Bill Albrecht (1951-52, 54)	13	161	12.4
6. Walter Bailey (1990-92)	12	156	13.0
7. Marcus Peters (2012-14)	11	72	6.5
Sean Parker (2010-13)	11	56	5.1
Derrick Johnson (2000-04)	11	118	10.7
Reggie Reser (1992-95)	11	142	12.9
Calvin Jones (1970-72)	11	100	9.1

Interception Yards Game

Name	No.	Opponent
1. George Jugum	124	Stanford, 1968
2. Brandon Beaver	96	Utah State, 2015
3. Vestee Jackson	94	Arizona, 1983
4. Alvin Burleson	93	Wash. State, 1975
5. Bob Pederson	90	Oregon State, 1966
6. Le-Lo Lang	87	California, 1989
7. Tommie Smith	86	Wash. State, 1991
8. Jim Katsenes	86	Stanford, 1970
9. Tre Watson	84	Colorado, 2013
10. Tom Verti	82	Idaho, 1968
11. Shaq Thompson	80	Oregon State, 2013
12. Sidney Jones	69	Washington St., 2015
13. Lester Towns	66	Michigan State, 1997
Calvin Jones	66	USC, 1971
15. Roland Kirkby	65	California, 1948
16. John Timu	63	Arizona State, 2014
17. Arnold Jones	61	UCLA, 1955
18. Travis Feeney	59	Oregon State, 2014
19. Taylor Rapp	58	Colorado, 2016
20. Mason Foster	56	Idaho, 2009
Tony Parrish	56	Michigan State, 1997
Jordan Miller	55	Oregon State, 2015
Mesphin Forrester	54	USC, 2007
Steve Wiezbowski	54	California, 1972
Tommie Smith	51	Stanford, 1990

Career

Name (Years)	Int.	Yds.
1. Vestee Jackson (1983-85)	13	254
2. Tommie Smith (1989-92)	9	253
3. Roland Kirkby (1948-50)	9	245
4. George Jugum (1966-68)	5	195
5. Al Burleson (1973-75)	8	187

Consecutive Games with Interception

Name	No.	Opponents
1. Derrick Johnson	4	Stanford, UCLA, Nevada, Ore. St., 2003
2. Kevin King	3	Boise State, Sac. State, Utah State, 2015
Al Worley	3	Rice, Wisconsin, Oregon State, 1968
Al Worley	3	USC, Idaho, California, 1968

Longest Interception Returns (40+ Yards)

Name	Yards	Opponent
1. Brandon Beaver	96	Utah State, 2015
2. Alvin Burleson	93 (TD)	Washington St., 1975
3. Jermaine Smith	91 (TD)	Arizona, 1997
4. Bob Pederson	90 (TD)	Oregon State, 1966
George Wilson	90 (TD)	Washington St., 1925
6. Le-Lo Lang	87 (TD)	California, 1989
7. Tommie Smith	86	Washington St., 1991
Jim Katsenes	86 (TD)	Stanford, 1970
George Jugum	86 (TD)	Stanford, 1968
10. Tre Watson	84 (TD)	Colorado, 2013
11. George Guttormsen	82 (TD)	Stanford, 1925
12. Shaq Thompson	80 (TD)	Oregon State, 2013
13. Reggie Reser	79 (TD)	California, 1994
14. Dashon Goldson	76 (TD)	USC, 2005
15. Chico Fraley	72 (TD)	Army, 1988
16. Sidney Jones	69 (TD)	Washington St., 2015
Roland Kirkby	69 (TD)	USC, 1950
18. Mike Gaffney	67	Washington St., 1986

19. Lester Towns	66 (TD)	Michigan St., 1997
Vestee Jackson	66 (TD)	Arizona, 1983
Calvin Jones	66	USC, 1971
Roland Kirkby	65 (TD)	California, 1948
John Timu	63 (TD)	Arizona State, 2014
Colin Howard	62	Stanford, 1932
Arnold Jones	61 (TD)	UCLA, 1955
Jim Jones	61 (TD)	UCLA, 1955
Travis Feeney	59	Oregon State, 2014
Tom Verti	57	Idaho, 1968
Mason Foster	56	Idaho, 2009
Tony Parrish	56 (TD)	Michigan St., 1997
Steve Lipe	56	Idaho, 1973
Jordan Miller	55	Oregon State, 2015
Kyle Heinrich	55	Washington St., 1977
Al Craig	55	Michigan St., 1969
Lloyd Phelps	55 (TD)	UCLA, 1940
Mesphin Forrester	54 (TD)	USC, 2007
Tommie Smith	51	Stanford, 1990
Roberto Jourdan	50	Illinois, 1972
Jim Houston	54	Minnesota, 1955
Dick Ottele	49 (TD)	Saint Mary's, 1947
Roberto Jourdan	49	Oregon State, 1972
Travis Feeney	47	Arizona, 2012
Tony Bonwell	47	Illinois, 1971
Connor O'Brien	46 (TD)	Idaho, 2016
Brandon Beaver	46	Rutgers
Chris Linnin	45	Arizona State, 1978
Tony Parrish	45 (TD)	Arizona, 1996
Budda Baker	44	Oklahoma St., 2014
Anthony Vontoure	44 (TD)	Oregon State, 1999
Vince Newsome	43 (TD)	San Diego State, 1982
Derrick Johnson	42 (TD)	Oregon State, 2002
James Clifford	42 (TD)	Stanford, 1992
Darren Gardenhire	41	California, 2015
Alvin Burleson	41 (TD)	Navy, 1975
Steve Lipe	41	Oregon State, 1973
Joe Kelly	40 (TD)	Stanford, 1984
John Meyers	40 (TD)	Utah, 1959
Gordon Berlin	40 (TD)	Stanford, 1947

Longest Fumble Returns for TDs

Name	No.	Opponent
1. Shaq Thompson	100	California, 2014
2. Jim Noe	77	Colorado, 1953
3. Don McCumby	73	Stanford, 1956
4. Greg Carothers	55	Oregon, 2003
5. Marcus Peters	53	Colorado, 2013
6. Shaq Thompson	52	Illinois, 2014
Gordy Guinn	52	Texas Christian, 1971
8. Justin Glenn	51	Stanford, 2009
Fletcher Jenkins	51	Oregon State, 1979
10. Will Shamburger	44	San Diego State, 2012

Interception Returns for TDs

Name	No.	Opponent
1. Al Burleson	93	Washington State, 1975
2. Jermaine Smith	91	Arizona, 1997
3. Bob Pederson	90	Oregon State, 1966
George Wilson	90	Washington State, 1925
5. Le-Lo Lang	87	California, 1989
6. Jim Katsenes	86	UCLA, 1970
George Jugum	86	Stanford, 1968
8. Tre Watson	84	Colorado, 2013
9. George Guttormsen	82	Stanford, 1925
10. Shaq Thompson	80	Oregon State, 2013
11. Reggie Reser	79	California, 1994
12. Dashon Goldson	76	USC, 2005
13. Chico Fraley	72	Army, 1988
14. Sidney Jones	69	Washington State, 2015
Roland Kirkby	69	USC, 1950
16. Lester Towns	66	Michigan State, 1997
Vestee Jackson	66	Arizona, 1983
18. Roland Kirkby	65	California, 1948
19. John Timu	63	Arizona State, 2014
20. Arnold Jones	61	UCLA, 1955
Jim Jones	61	UCLA, 1955
Tony Parrish	56	Michigan State, 1997
Lloyd Phelps	55	UCLA, 1940
Mesphin Forrester	54	USC, 2007
Dick Ottele	49	St. Mary's, 1947
Connor O'Brien	46	Idaho, 2016
Tony Parrish	45	Arizona, 1996
Anthony Vontoure	44	Oregon State, 1999
Vince Newsome	43	San Diego State, 1982
Derrick Johnson	42	Oregon State, 2002
James Clifford	42	Stanford, 1992
Alvin Burleson	41	Navy, 1975
Joe Kelly	40	Stanford, 1984
John Meyers	40	Utah, 1959
Gordon Berlin	40	Stanford, 1947
Marquis Cooper	38	Washington State, 2003
Terry Johnson	38	Texas, 2001
Mason Foster	37	Arizona, 2009
Walter Bailey	37	Washington State, 1991
Charles Mincy	37	Iowa, 1991
Shaq Thompson	36	Illinois, 2014
Derrick Johnson	36	Stanford, 2003
Lance Theoudele	36	Stanford, 1978
Greg Grimes	36	Stanford, 1978
Bill Cahill	36	Washington State, 1970
Taylor Rapp	35	Colorado, 2016
John Timu	35	Georgia State, 2014
Eric Briscoe	35	Washington State, 1989
Russell Hairston	34	Miami, 1994
Tony Parrish	32	Washington State, 1997
Al Worley	32	California, 1968
Jim Noe	32	Idaho, 1952
Eugene Burkhalter	30	Washington State, 1987
Ron Olson	30	Texas, 1974
Travis Feeney	30	Colorado, 2014
Anthony Vontoure	29	Arizona, 1999
Greg Grimes	29	Stanford, 1977
Quinton Richardson	28	UCLA, 2010
Bob Burmeister	28	Navy, 1970
Bob Burmeister	28	Michigan State, 1970
Azeem Victor	27	Washington State, 2015
Bob Schloretd	27	Utah, 1959
Chris Massey	25	Oregon State, 2002
BoYates	25	Arizona State, 1987
Jamaun Willis	24	Oregon State, 1999
Walter Bailey	24	Arizona, 1991
Jim Houston	24	Oregon State, 1955
Ink Aleaga	23	Arizona State, 1994
Alvin Burleson	23	Oregon, 1974
Marcus Peters	21	Portland State, 2012
Omare Lowe	21	Michigan, 2001
Le-Lo Lang	20	Washington State, 1988
Randy Coleman	20	Oregon State, 1970
Gordy Guinn	18	California, 1972
Bruce Harrell	7	Utah, 1979
Terry Johnson	0	San Jose State, 2002

Yearly Interception Leaders

Year	Player	No.	Yds.	Avg.	TD
2016	Taylor Rapp	4	58	14.5	1
2015	Sidney Jones	4	125	31.2	1
2014	Marcus Peters	3	0	0.0	0
2013	Marcus Peters	5	18	3.6	0
2012	Marcus Peters	3	54	18.0	1
	Shaq Thompson	3	36	12.0	0
2011	Sean Parker	4	25	6.3	0
2010	Nathan Fellner	5	0	0.0	0
2009	Mason Foster	3	109	36.3	1
2008	Mesphin Forrester	2	19	9.5	0
2007	Mesphin Forrester	2	61	30.5	1
2006	Scott White	4	54	13.5	0
2005	Josh Okoebor	3	5	1.7	0
2004	Evan Benjamin	3	34	11.3	0
2003	Derrick Johnson	6	62	10.3	1
2002	Derrick Johnson	5	56	11.2	1
2001	Roc Alexander	4	1	0.25	0
2000	Hakim Akbar	2	31	15.5	0
	Omare Lowe	2	7	3.5	0
1999	Anthony Vontoure	6	99	16.6	2
1998	Nigel Burton	2	1	0.5	0
1997	Tony Parrish	6	138	23.0	2
1996	Mel Miller	3	0	0.0	0
1995	Ikaika Malloe	5	5	1.0	0
1994	Reggie Reser	4	100	25.0	1
1993	David Killpatrick	4	28	7.0	0
	Russell Hairston	4	0	0.0	0
1992	Josh Moore	4	16	4.0	0
1991	Walter Bailey	8	114	14.3	2
1990	Eric Briscoe	6	5	0.8	0
1989	Eugene Burkhalter	5	40	8.0	0
1988	Le-Lo Lang	3	34	11.3	1
1987	Darryl Hall	5	29	5.8	0
1986	Tony Zackery	4	30	7.5	0
1985	Vestee Jackson	4	65	16.3	0
1984	Joe Kelly	6	103	17.2	1
1983	Vestee Jackson	4	116	29.0	1
1982	Vince Newsome	4	58	14.5	1
1981	Bill Stapleton	4	35	8.8	0
1980	Ken Gardner	4	18	4.5	0
1979	Bruce Harrell	3	41	13.7	1
1978	Greg Grimes	3	52	17.3	1
1977	Michael Jackson	5	18	3.6	0
1976	John Edwards	3	4	1.3	0
1975	Alvin Burleson	3	149	49.6	2
1974	Frank Reed	4	51	12.8	0
1973	Roberto Jourdan	5	18	3.6	0
1972	Tony Bonwell	7	67	9.6	0
1971	Calvin Jones	4	66	16.5	0
1970	Bob Burmeister	5	87	17.4	2
1969	Bob Lovlien	4	26	6.5	0
1968	Al Worley	14	130	9.3	1
1967	Otis Washington	2	36	18.0	0
	Bob Pederson	2	27	13.5	0
	Al Worley	2	0	0.0	0
1966	Bob Pederson	5	134	28.8	1
1965	Ralph Winters	3	33	11.0	0
1964	Steve Hinds	3	35	11.7	0
1963	John O'Brien	3	20	6.7	0
1962	Robbie Heinz	4	19	4.8	0
1961	Jim Stiger	5	51	10.2	0
1960	Bob Hivner	4	5	1.3	0
1959	Bob Schloretd	6	53	8.8	1
1958	George Fleming	3	35	11.7	0
1957	Dick Day	2	21	10.5	0
1956	Whitey Core	4	20	5.0	0
1955	Mike Monroe	3	23	7.7	0
1954	Bob Cox	5	30	6.0	0
1953	Jim Noe	3	68	22.7	0
1952	Sam Mitchell	3	98	32.7	0
1951	Bill Albrecht	12	140	11.7	0
1950	Dick Sprague	7	33	4.7	0
1949	Roland Kirby	3	53	17.7	—
1948	Larry Hatch	5	57	11.4	—
1942-1947	Records unavailable				
1941	Pete Susick	4	—	—	—
1940	None with more than three				
1939	Don Means	4	45	11.3	—

Yearly Longest Interception Return

Year	Yards	Player vs. Opponent
2016	46 yards	Connor O'Brien (td) vs. Idaho; Brandon Beaver vs. Rutgers
2015	96 yards	Brandon Beaver vs. Utah State
2014	63 yards (td)	John Timu vs. Arizona State
2013	84 yards (td)	Tre Watson vs. Colorado
2012	47 yards	Travis Feeney at Arizona
2011	23 yards	Sean Parker vs. Washington State
2010	28 yards (td)	Quinton Richardson vs. UCLA
2009	56 yards	Mason Foster vs. Idaho
2008	33 yards	Trenton Tuiaosopo vs. UCLA
2007	54 yards (td)	Mesphin Forrester vs. USC
2006	36 yards	Mesphin Forrester vs. Fresno State
2005	76 yards (td)	Dashon Goldson vs. USC
2004	37 yards	Sam Cunningham vs. USC
2003	38 yards (td)	Marquis Cooper vs. Washington State
2002	42 yards (td)	Derrick Johnson vs. Oregon State
2001	22 yards	Jamaun Willis vs. Idaho
2000	31 yards	Hakim Akbar at Arizona State
1999	44 yards (td)	Anthony Vontoure at Oregon State
1998	17 yards	Hakim Akbar vs. BYU
1997	91 yards (td)	Jermaine Smith at Arizona
1996	45 yards (td)	Tony Parrish vs. Arizona
1995	26 yards	Reggie Davis at Ohio St.; Reggie Reser at Oregon St.
1994	79 yards (td)	Reggie Reser vs. California
1993	16 yards	David Killpatrick vs. Washington State
1992	42 yards (td)	James Clifford vs. Stanford
1991	86 yards	Tommie Smith vs. Washington State
1990	51 yards	Tommie Smith vs. Stanford
1989	87 yards (td)	Le-Lo Lang vs. California
1988	72 yards (td)	Chico Fraley vs. Army
1987	30 yards (td)	Eugene Burkhalter vs. Washington State
1986	67 yards	Mike Gaffney vs. Washington State
1985	34 yards	Vestee Jackson vs. USC
1984	40 yards (td)	Joe Kelly vs. Stanford
1983	66 yards (td)	Vestee Jackson vs. Arizona
1982	43 yards (td)	Vince Newsome vs. San Diego State
1981	34 yards	Robert Leaphart vs. USC
1980	27 yards	Derek Harvey vs. Stanford
1979	37 yards	Joel Schmit vs. Utah
1978	45 yards	Chris Linnin vs. Arizona State
1977	55 yards	Kyle Heinrich vs. Washington State
1976	34 yards	Lance Theoudele vs. Washington State
1975	93 yards (td)	Alvin Burlison vs. Washington State
1974	30 yards (td)	Ron Olson vs. Texas; Steve Lipe vs. Iowa State (no td)
1973	56 yards	Steve Lipe vs. Idaho
1972	50 yards	Roberto Jourdan vs. Illinois
1971	66 yards	Calvin Jones vs. USC
1970	86 yards (td)	Jim Katsenes vs. UCLA
1969	55 yards	Al Craig vs. Michigan State
1968	86 yards (td)	George Jugum vs. Stanford
1967	27 yards	George Jugum vs. Stanford
1966	90 yards (td)	Bob Pederson vs. Oregon State
1965	33 yards	Ralph Winters vs. Oregon State
1964	22 yards	Mason Mitchell vs. Air Force
1963	37 yards	Robbie Heinz vs. USC
1962	24 yards	Dave Kopay vs. California
1961	30 yards	Nat Whitmyer vs. Washington State
1960	38 yards	Roy McKasson vs. California
1959	40 yards (td)	John Meyers vs. Utah
1958	46 yards	Bob Schloredt vs. San Jose State
1957	16 yards	Dick Day vs. Colorado
1956	33 yards	Bob Herring vs. Stanford
1955	61 yards (td)	Jim Jones vs. UCLA
1954	47 yards	Jim Thomas vs. Michigan
1953	40 yards	Jim Noe vs. Oregon
1952	46 yards	Stewart Crook vs. Oregon
1951	37 yards	Bill Albrecht vs. Illinois

WASHINGTON RECORD BOOK — OPPONENT SINGLE-GAME TEAM RECORDS

Miscellaneous

One-Play Scoring Drives

Yards	Team
1. 90 yards	Oregon State, 1998
2. 89 yards	Baylor, 2011 Alamo Bowl
3. 83 yards	Stanford, 2008
83 yards	Oregon, 1987
5. 82 yards	Idaho, 2000
6. 80 yards	Nebraska, 2010
80 yards	Stanford, 2001
80 yards	Arizona State, 1992
9. 79 yards	California, 2003
10. 78 yards	Arizona, 2010
11. 75 yards	Oregon State, 2016
12. 74 yards	Arizona, 1999
13. 73 yards	California, 2013
14. 72 yards	Illinois, 2013
15. 70 yards	Stanford, 2011
16. 67 yards	UCLA, 1997
17. 60 yards	Stanford, 2009
60 yards	Nebraska, 1998
60 yards	UCLA, 1997
20. 58 yards	Iowa, 1995
21. 57 yards	UCLA, 2014
22. 57 yards	Arizona State, 2007
23. 50 yards	Arizona State, 2009
24. 49 yards	Stanford, 1999
25. 48 yards	Arizona State, 2015
45 yards	Notre Dame, 1996
26. 40 yards	UCLA, 2013
27. 30 yards	Arizona State, 1995
28. 25 yards	Washington St., 2001
25 yards	California, 1993
30. 24 yards	USC, 2005
31. 18 yards	Notre Dame, 2004
32. 17 yards	Arizona, 1998
33. 15 yards	Miami, 2001
15 yards	Arizona, 2001
35. 14 yards	Cal, 2005
36. 8 yards	California, 2002
8 yards	Miami, 2000
38. 6 yards	Oregon, 2010
39. 3 yards	UCLA, 1999
40. 1 yard	Nebraska, 2011
1 yard	California, 1999
1 yard	Air Force, 1999

Long Scoring Drive (Plays)

1. 20	Kansas State, 1999
2. 18	California, 2014
18	Hawai'i, 2014
18	Boise State, 2013
5. 17	Rutgers, 2016
17	Oregon State, 2005
17	Arizona, 1992
17	Arizona State, 1989

Long Scoring Drive (Yards)

1. 99	Oregon State, 2011
99	Air Force, 2005
99	UCLA, 1993
4. 98	Oregon, 2002
98	Oregon State, 1998
98	UCLA, 1993
98	Oregon, 1994
8. 97	Colorado, 2000
97	UCLA, 1990
10. 96	two times

Long Scoring Drive (Time)

1. 9:54	Kansas State, 1999
2. 8:12	UCLA, 2008
3. 8:11	Stanford, 2015
4. 8:10	Purdue, 2001
5. 8:07	Oregon State, 2005
6. 7:54	Purdue, 2002
7. 7:53	Oregon, 1997
8. 7:45	Arizona State, 1995
9. 7:21	UCLA, 2004
10. 7:11	Hawai'i, 2011
7:11	Oregon State, 2005

Time of Possession

Time	Team
1. 40:05	Stanford, 2015
2. 39:49	California, 2015
3. 39:22	Stanford, 2010
4. 39:19	Arizona, 2009
5. 39:09	USC, 2004
6. 38:40	Arizona State, 2013
7. 37:47	Air Force, 1998
8. 37:44	Washington State, 1983
9. 37:30	Ohio State, 1995
10. 37:28	Notre Dame, 2008

Scoring

Points Scored (all-time)

No.	Opponent
1. 72-3	California, 1921
2. 67-56	Baylor, 2011 Alamo Bowl
3. 65-21	Stanford, 2011
4. 65-7	Miami, 2001
5. 62-13	UCLA, 1973
6. 58-0	Oregon, 1973
7. 57-14	UCLA, 1969
8. 56-21	Nebraska, 2010
56-17	Cal, 2005
56-0	USC, 2008

Points in a Half (Overall)

Points	Team
1. 43 (2nd)	Baylor, 2011 Alamo Bowl
2. 42 (1st)	USC, 2008
42 (1st)	Alabama, 1975
42 (1st)	California, 1974
42 (2nd)	Washington State, 1973
42 (1st)	Illinois, 1952
7. 39 (2nd)	UCLA, 2003
8. 38 (1st)	Stanford, 2011
38 (1st)	UCLA, 1997
10. 37 (1st)	USC, 2005
37 (1st)	Miami, 2001
37 (1st)	California, 1973

Points in a Half (1st)

Points	Team
1. 42 (1st)	USC, 2008
42 (1st)	Alabama, 1975
42 (1st)	California, 1974
42 (1st)	Illinois, 1952
5. 38 (1st)	Stanford, 2011
38 (1st)	UCLA, 1997
6. 37 (1st)	USC, 2005
37 (1st)	Miami, 2001
37 (1st)	California, 1973
9. 35 (1st)	Oregon State, 2001
35 (1st)	Oregon, 1973

Points in a Half (2nd)

Points	Team
1. 43 (2nd)	Baylor, 2011 Alamo Bowl
2. 42 (2nd)	Washington State, 1973
3. 39 (2nd)	UCLA, 2003
4. 36 (2nd)	Washington State, 1992
5. 35 (2nd)	Oregon, 2010
35 (2nd)	California, 2004
7. 34 (2nd)	UCLA, 2007
34 (2nd)	UCLA, 1973
9. 33 (2nd)	Texas, 2001
33 (2nd)	Michigan, 1969

Score by Quarters

1st Quarter

Points	Team
1. 28	Illinois, 1952
2. 27	USC, 1954
3. 24	Alabama, 1975
4. 23	UCLA, 1969
5. 21	USC, 2008
21	Notre Dame, 2004
21	UCLA, 2001
21	UCLA, 1989
21	Oregon, 1973
21	Stanford, 1970
21	UCLA, 1967

2nd Quarter

Points	Team
1. 30	Miami, 2001
2. 28	Stanford, 2011
28	UCLA, 1997
28	Washington State, 1973
28	Minnesota, 1949
6. 26	Arizona State, 2013
7. 24	Utah, 2015
24	California, 1974
9. 23	USC, 2005
23	California, 1973

3rd Quarter

Points	Team
1. 29	Baylor, 2011 Alamo Bowl
29	Washington State, 1992
3. 21	Oregon, 2010
21	Nebraska, 2010
21	Oregon, 2009
21	USC, 2004
21	California, 2004
21	Notre Dame, 1996
9. 20	Baylor, 1954
10. 19	Washington State, 1954

4th Quarter

Points	Team
1. 27	Oregon State, 2013
27	Texas, 2001
3. 24	Oregon, 2007
24	UCLA, 2003
24	Stanford, 1981
6. 23	Oregon, 2008
7. 22	Arizona, 2007
22	Stanford, 2000
22	Notre Dame, 1995
10. 21	10 times

Touchdowns

No.	Team
1. 9	Baylor, 2011 Alamo Bowl
9	Miami, 2001
9	UCLA, 1973
4. 8	Stanford, 2011
8	Nebraska, 2010
8	USC, 2008
8	Oklahoma, 2008
8	California, 2005
8	Notre Dame, 1996
8	Oregon, 1973
8	Michigan, 1953

PATs Made

No.	Team
1. 9	Miami, 2001
2. 8	Baylor, 2011 Alamo Bowl
8	Stanford, 2011
8	Nebraska, 2010
8	USC, 2008
8	California, 2005
8	UCLA, 1973
8	Oregon, 1973
9. 7	Eastern Wash., 2014
7	Oklahoma, 2008
7	Oregon, 2007
7	Oregon State, 2001
7	UCLA, 1997
7	California, 1974
7	Washington State, 1973
7	California, 1973
7	UCLA, 1969

PAT Attempts

No.	Team
1. 9	Miami, 2001
9	UCLA, 1973
3. 8	Baylor, 2011 Alamo Bowl
8	Stanford, 2011
8	Nebraska, 2010
8	USC, 2008
8	Oklahoma, 2008
8	California, 2005
8	Oregon, 1973
10. 7	Eastern Wash., 2014
7	Oregon, 2007
7	USC, 2005
7	Oregon State, 2001
7	UCLA, 1997
7	California, 1974
7	Washington State, 1973
7	California, 1973
7	UCLA, 1967

Field Goals Made

No.	Team
1. 6	Oregon State, 2005
2. 5	Notre Dame, 2009
5	Oregon State, 2007
5	San Jose State, 2006
5	Oregon State, 2004
5	UCLA, 1998
5	Iowa, 1995
8. 4	Arizona State, 2013
4	Arizona, 2009
4	Washington State, 2003
4	Washington State, 2002
4	Arizona State, 1981
4	UCLA, 1971

Field Goal Attempts

No.	Team
1. 7	UCLA, 1971
2. 6	Oregon State, 2005
6	San Jose State, 2006
4. 5	Notre Dame, 2009
5	Oregon State, 2007
5	Oregon State, 2004
5	Washington State, 2002
5	UCLA, 1998
5	Iowa, 1995
10. 4	11 times

First Downs

Total	
No.	Team
1.	39 Oregon, 2007
2.	35 Eastern Wash., 2014
3.	34 Michigan, 1969
4.	33 Baylor, 2011 Alamo Bowl
5.	32 California, 1985
32	UCLA, 1976
7.	31 Arizona State, 2013
31	Oregon, 2010
31	Notre Dame, 2005
31	Notre Dame, 1996
31	UCLA, 1983

By Rushing

No.	Team
1.	28 USC, 2004
2.	25 Oregon, 2007
3.	24 UCLA, 1976
4.	23 Stanford, 1972
23	Minnesota, 1957
6.	22 Nebraska, 1998
22	Michigan, 1969
8.	21 Notre Dame, 1996
21	USC, 1974
10.	20 Air Force, 1998
20	Nebraska, 1997
20	Mississippi State, 1977
20	Texas, 1975
20	Arizona State, 1975
20	Michigan State, 1969
20	Oregon State, 1966
20	USC, 1956

By Passing

No.	Team
1.	23 BYU, 1999
2.	22 Eastern Wash., 2014
22	EWU, 2011
22	Hawai'i, 2007
5.	19 Arizona, 2011
19	BYU, 2008
19	Arizona, 2007
19	Arizona, 2002
9.	18 UCLA, 2014
18	California, 2014
18	Arizona, 2009
18	Washington State, 2006

By Penalty

No.	Team
1.	6 Washington State, 1986
6	Virginia, 1976
3.	5 Eastern Wash., 2014
5	Arizona State, 2005
5	Washington State, 2002
5	Washington State, 2001
5	Washington State, 1996
5	Washington State, 1993
5	Washington State, 1990
5	Stanford, 1981
5	California, 1974
5	Stanford, 1974

Rushing

Rushing Attempts

No.	Team
1.	77 UCLA, 1976
2.	76 Washington State, 1975
3.	73 Michigan State, 1969
4.	72 Texas, 1975
5.	71 Mississippi State, 1977
6.	70 Arizona State, 1975
70	Illinois, 1950
8.	68 Nebraska, 1998

68	Oregon State, 1966
68	Oregon State, 1965
68	Minnesota, 1957
68	USC, 1956

Rushing Yards

No.	Team
1.	566 UCLA, 1973
2.	482 Baylor, 2011 Alamo Bowl
3.	465 Oregon, 2007
4.	451 UCLA, 1976
5.	446 Stanford, 2011
6.	440 Texas, 1975
7.	434 Nebraska, 1998
8.	432 USC, 1956
9.	431 California, 2008
10.	424 UCLA, 2004

Yards per Attempt (Min. 35 Att.)

No.	Team
1.	10.89 (35-381) California, 2003
2.	10.14 (44-446) Stanford, 2011
3.	9.80 (44-431) California, 2008
4.	9.27 (52-482) Baylor, 2011 Alamo
5.	8.71 (65-566) UCLA, 1973
6.	8.56 (36-308) Michigan, '93
7.	7.85 (54-424) UCLA, 2004
8.	7.64 (39-298) USC, 2010
9.	7.50 (62-465) Oregon, 2007
10.	7.22 (45-325) UCLA, 2001

Rushing Touchdowns

No.	Team
1.	8 Baylor, 2011 Alamo Bowl
8	Nebraska, 1998
8	UCLA, 1973
4.	7 Michigan, 1953
5.	6 Oregon, 2010
6	Nebraska, 2010
6	USC, 2008
6	Oregon, 2007
9.	5 Stanford, 2011
5	California, 2008
5	UCLA, 2004
5	Oregon State, 2001
5	Arizona State, 1975
5	California, 1974
5	Washington State, 1973
5	California, 1973
5	Ohio State, 1969
5	Michigan, 1969
5	Minnesota, 1957
5	USC, 1956
5	USC, 1954

Passing

Pass Attempts

No.	Team
1.	69 EWU, 2011
2.	59 Washington State, 2013
59	California, 2013
59	BYU, 1999
5.	58 Washington State, 2015
58	Air Force, 1967
7.	55 Texas, 2001
55	Oregon State, 1999
9.	54 Washington State, 2006
54	California, 1977

Pass Completions

No.	Team
1.	42 Hawai'i, 2007
2.	39 EWU, 2011
39	Arizona, 2009
39	BYU, 1999

5.	38 Arizona, 2007
6.	37 Oregon, 2005
37	Texas, 2001
7.	36 Washington State, 2015
36	Colorado, 2014
9.	35 California, 2014
10.	34 California, 2013

Pass Interceptions Thrown

No.	Team
1.	9 Illinois, 1952
2.	8 Idaho, 1968
3.	6 Oregon, 1993
6	California, 1986
6	Arizona, 1984
6	California, 1972
6	Washington State, 1978
6	California, 1962
9.	5 Washington State, 2003
5	Oregon State, 2002
5	Fresno State, 1979
5	USC, 1964
5	Pacific, 1960
5	California, 1948
5	Stanford, 1984

Passing Yards

No.	Team
1.	510 Arizona, 2007
2.	508 Oregon State, 1998
3.	500 BYU, 1999
3.	475 Eastern Washington, 2014
5.	473 EWU, 2011
473	Texas, 2001
7.	443 Arizona, 2002
8.	442 Hawai'i, 2007
442	Oregon, 1998
10.	424 Oregon, 2005

Passing Touchdowns

No.	Team
1.	7 Eastern Wash., 2014
2.	6 Illinois, 1952
3.	5 Oklahoma, 2008
5	Hawai'i, 2007
5	Washington State, 2007
5	Arizona, 2007
5	USC, 2005
5	California, 2002
5	Washington State, 1976
10.	4 Notre Dame, 2009
4	Oregon, 2005
4	Notre Dame, 2004
4	USC, 2003
4	USC, 2002
4	Texas, 2001
4	Miami, 2001
4	California, 2001
4	California, 1975
4	Stanford, 1970
4	UCLA, 1969
4	Washington State, 1956
4	California, 1953

Yards per Attempt (Min. 15 Att.)

Yards	Team
1.	18.47 (19-351) California, 1953
2.	15.87 (15-238) UCLA, 1964
3.	15.81 (16-253) Notre Dame, 1996
4.	14.04 (28-393) Illinois, 1952
5.	13.84 (32-442) Oregon, 1998
6.	13.61 (31-422) Notre Dame, 2009
7.	13.60 (15-204) Alabama, 1978
8.	13.53 (19-257) Washington St., 1973
9.	13.33 (24-320) UCLA, 1997
10.	13.21 (24-317) Oklahoma, 2008

Yards per Completion. (Min. 10)

Yards	Team
1.	25.7 (10-257) Washington St., 1973
2.	25.4 (20-508) Oregon State, 1998
3.	25.1 (14-351) California, 1953
4.	24.2 (13-314) Oregon State, 2000
5.	23.6 (10-236) Stanford, 1984
6.	23.2 (19-442) Oregon, 1998
7.	21.8 (11-240) Stanford, 1968
8.	20.5 (13-266) California, 2002
9.	20.1 (10-201) Iowa State, 1974
10.	20.1 (12-241) UCLA, 1961

Completion Pct. (Min. 10 Att.)

Pct.	Team
1.	1.000 (11-11) USC, 1965
2.	.926 (25-27) UCLA, 1983
3.	.840 (42-50) Hawai'i, 2007
4.	.818 (18-22) Arizona, 2010
.818 (18-22)	Oregon State, 2008
6.	.810 (17-21) Arizona, 2008
7.	.800 (16-20) USC, 2008
8.	.792 (19-24) Oklahoma, 2008
9.	.786 (11-14) California, 1958
10.	.784 (29-37) UCLA, 2014

Total Offense

Total Offense Attempts

No.	Team
1.	98 California, 1985
2.	97 Hawai'i, 2014
97	BYU, 2013
4.	94 Washington State, 1970
5.	93 Arizona State, 2013
6.	92 California, 2015
92	Oregon, 2007
8.	90 USC, 2004
90	Washington State, 1987
90	Oregon, 1978
90	UCLA, 1976
90	Oregon State, 1965
90	Minnesota, 1957

Total Offensive Yards

Yards	Team
1.	777 Baylor, 2011 Alamo Bowl
2.	729 California, 2003
3.	671 UCLA, 1973
4.	661 Oregon, 2007
5.	650 Notre Dame, 1996
6.	631 Oregon, 2013
7.	625 California, 1973
8.	615 Stanford, 2011
9.	592 Texas, 2001
10.	591 Oklahoma, 2008

Yards per Attempt (Min. 60 Att.)

Yards	Team
1.	10.6 (69-729) California, 2003
2.	9.32 (66-615) Stanford, 2011
3.	9.14 (85-777) Baylor, 2011 Alamo
4.	8.95 (75-671) UCLA, 1973
5.	8.83 (60-530) Notre Dame, 2009
6.	8.83 (64-565) UCLA, 1997
7.	8.78 (74-650) Notre Dame, 1996
8.	8.44 (66-557) California, 2005
9.	8.32 (71-591) Oklahoma, 2008
10.	8.32 (66-549) California, 2008

Punting

Punts

No.	Team
1.	13 Arizona State, 2000
	13 Cincinnati, 1974
	13 Ohio State, 1958
4.	12 Arizona State, 1992
	12 Oregon, 1974
6.	11 Arizona State, 2015
	11 Toledo, 1991
	11 San Jose State, 1990
	11 California, 1984
	11 Oregon State, 1983
	11 California, 1981
	11 Kansas, 1978
	11 Texas Christian, 1971
	11 Washington State, 1968
	11 Utah, 1949

Punt Yards

Yards	Team
1.	542 Cincinnati, 1974
2.	514 Arizona State, 2000
3.	507 Arizona State, 2015
4.	502 Arizona State, 1992
5.	497 Utah, 1949
6.	458 Washington State, 1968
7.	428 California, 2013
8.	425 San Jose State, 1990
9.	424 UCLA, 1956
10.	418 California, 1984

Punting Average (Min. 4)

Yards	Team
1.	51.75 (4-207) Washington State, 1989
2.	51.71 (7-362) Illinois, 2014
3.	51.00 (7-357) USC, 1951
4.	50.20 (5-251) California, 1986
5.	49.40 (5-247) USC, 1993
6.	48.60 (5-243) Stanford, 1987
7.	48.33 (6-290) Syracuse, 2007
8.	47.86 (7-335) Arizona State, 1990
9.	47.80 (5-239) Washington State, 2001
10.	47.67 (6-286) Oregon, 1998

Punts Blocked

No.	Team
1.	1 Numerous Times

Punt Returns

Punt Returns

No.	Team
1.	10 Arizona State, 2000
2.	8 San Jose State, 1990
	8 USC, 1952
4.	7 Stanford, 2004
	7 Ohio State, 2003
	7 UCLA, 1997
	7 Oregon, 1973
	7 Oregon State, 1971
	7 Oregon State, 1959
	7 UCLA, 1956
	7 UCLA, 1953
	7 USC, 1953
	7 Michigan, 1953
	7 Washington State, 1947

Punt Return Yards

Yards	Team
1.	141 Oregon, 1973
2.	127 Oregon, 2010
3.	125 Colorado, 1953
4.	123 USC, 1953
5.	117 Alabama, 1975
6.	93 Michigan, 2001
7.	91 UCLA, 1998

Yards Per Punt Return (Min. 4 Ret.)

Yards	Team
1.	31.75 (4-127) Oregon, 2010
2.	31.25 (4-125) Colorado, 1953
3.	23.40 (5-117) Alabama, 1975
4.	21.14 (7-148) Oregon, 1973
5.	20.75 (4-83) Stanford, 1953
6.	18.60 (5-93) Michigan, 2001
7.	15.75 (4-63) UCLA, 1973

Punt Returns for TDs

No.	Team
1.	1 Numerous Times

Kickoff Returns

Kickoff Returns

No.	Team
1.	12 Oregon State, 2013
2.	10 UCLA, 1970
	10 Oregon, 1951
	10 Montana, 1951
5.	9 California, 2016
	9 Oregon State, 1991
	9 Arizona State, 1991
	9 Arizona, 1991
	9 Arizona, 1980
	9 Oregon, 1974
	9 UC Santa Barbara, 1971
	9 Navy, 1970

Kickoff Return Yards

Yards	Team
1.	305 Oregon State, 2013
2.	217 Michigan State, 1997
3.	207 Syracuse, 2010
4.	205 Syracuse, 2007
5.	195 UCLA, 1970
	195 Michigan State, 1970
7.	194 BYU, 1986
8.	192 Oregon State, 1989
9.	190 Oregon State, 1992
10.	187 Arizona, 2007
	187 California, 1986

Yards Per Kick Return (Min. 4 Ret.)

Yards	Team
1.	42.20 (5-211) Stanford, 2013
2.	35.75 (4-143) Colorado, 2016
3.	34.00 (5-170) UCLA, 2007
4.	33.80 (5-169) Washington St., 1952
5.	33.25 (4-133) Stanford, 1974
6.	32.20 (5-161) Stanford, 1988
7.	31.50 (4-126) UCLA, 1998
8.	30.80 (5-154) Nebraska, 2011
9.	30.75 (4-123) Oregon, 2011
10.	30.60 (5-153) Stanford, 2007

Kickoff Returns for TDs

No.	Team
1.	1 Numerous Times

Penalties

Penalties

No.	Team
1.	19 Utah State, 1998
2.	18 Arizona State, 1992
	18 California, 1973
4.	17 Nevada, 2003
	17 Washington State, 1997
	17 California, 1993
	17 Arizona, 1982
8.	16 Washington State, 1991
9.	15 Oregon State, 2003
	15 Washington State, 2000
	15 BYU, 1996
	15 East Carolina, 1993

Penalty Yards

Yards	Team
1.	194 California, 1973
2.	169 Washington State, 1991
3.	159 Utah State, 1998
4.	156 Arizona, 1982
5.	151 Washington State, 1997
6.	149 Nevada, 2003
7.	147 Stanford, 1969
8.	141 Oregon State, 2003
9.	137 Oregon State, 1978
10.	134 USC, 1987

Fewest Penalties

No.	Team
1.	0 Pacific, 1987
2.	1 Colorado, 2013
	1 Arizona, 2008
	1 Oregon, 1986
	1 Air Force, 1980
	1 California, 1979
	1 UCLA, 1972
	1 Wisconsin, 1968
	1 California, 1963
	1 Oregon, 1963
	1 California, 1958
	1 Oregon, 1953
	1 Illinois, 1950
	1 Oregon State, 1963

Fewest Penalty Yards

Yards	Team
1.	0 Pacific, 1987
2.	4 Colorado, 2013
3.	5 Air Force, 1980
	5 Oregon State, 1963
	5 Illinois, 1950
6.	9 Texas, 2001
7.	10 Arizona, 2008
	10 Washington State, 2006
	10 Washington State, 1985
	10 UCLA, 1979
	10 Alabama, 1975
	10 Oregon State, 1966
	10 Idaho, 1959
	10 UCLA, 1956
	10 Utah, 1954
	10 Oregon, 1950
	10 Montana, 1951
	10 Stanford, 1948

Interceptions

Interception Returns

No.	Team
1.	8 UCLA, 1969
2.	7 Stanford, 1934
3.	6 Miami, 2001
	6 Oregon, 1973
	6 Oregon State, 1970
	6 Stanford, 1953
7.	5 USC, 1998
	5 Wash. State, 1997
	5 UCLA, 1973
	5 USC, 1972
	5 Texas Christian, 1971
	5 California, 1970
	5 Wash. State, 1968
	5 UCLA, 1958
	5 USC, 1952
	5 UCLA, 1952

Interception Yards

Yds.	Team
1.	128 Fresno State, 2004
2.	120 Texas Christian, 1971
3.	119 USC, 1998
4.	117 USC, 1952
5.	107 Oregon, 1994
6.	99 Hawai'i, 2011
	99 Arizona, 1984
8.	98 Illinois, 1971
9.	97 UCLA, 2002
10.	94 Colorado, 1959

Int. Returns for TDs

No.	Team
1.	2 Fresno State, 2004
	2 USC, 1998
3.	1 Numerous Times

Tackles

Tackles for Loss Yardage

Yds.	Team
1.	106 Oregon, 1969
2.	89 Arizona State, 2002
3.	81 Oregon, 1966
4.	78 UCLA, 1967
5.	77 Iowa, 1963
6.	76 Oregon State, 1970
7.	73 Stanford, 1971
8.	70 UCLA, 1971
	70 UCLA, 1971
	70 Oregon, 1963

WASHINGTON RECORD BOOK — OPPONENT SEASON TEAM RECORDS

Scoring

Touchdowns Scored	
Year	No.
1. 2008	59
2. 2011	58
3. 2010	49
1973	49
5. 2007	45
6. 2004	43
2001	43
8. 1949	42
9. 2014	41
2005	41
2002	41

Fewest Touchdowns Scored	
Year	No.
1. 1940	7
2. 1945	8
3. 1942	9
1943	9
5. 1959	10
6. 1938	12
1939	12
1961	12
1962	12
1991	12

PATs Made	
Year	No.
1. 2008	56
2. 2011	53
3. 1973	48
4. 2010	45
5. 2007	43
6. 1949	42
7. 2004	41
8. 2014	39
2002	39
2001	39

Fewest PATs Made	
Year	No.
1. 1959	3
2. 1940	7
3. 1945	8
4. 1942	9
1943	9
6. 1991	10
1984	10
8. 1958	11
9. 1938	12
1939	12

PAT Attempts	
Year	No.
1. 2008	59
2. 2011	55
3. 2007	47
4. 2010	45
1973	45
6. 2004	43
7. 2002	40
8. 2014	39
2005	39
2001	39

Fewest PAT Attempts		
Year	No.	
1. 1959	1	
2. 1937	3	
3. 1960	5	
1940	5	
1938	5	
1943	5	
7. 1945	6	
1942	6	
9. 1984	7	
10. 1962	8	
1939	8	
1941	8	

Field Goals Made		
Year	No.	
1. 2006	25	
2. 2007	24	
3. 2009	22	
4. 2014	20	
2011	20	
6. 2010	19	
2005	19	
2002	19	
9. 2015	17	
2012	17	

Fewest Field Goals Made		
Year	No.	
1. 1957	0	
1959	0	
3. 1955	1	
4. 1938	2	
1978	2	
1967	2	
1956	2	
8. 1948	3	
1939	3	
1964	3	
1968	3	
1960	3	
1970	3	
1963	3	

Field Goal Attempts		
Year	No.	
1. 2007	33	
2. 2006	30	
3. 2002	27	
4. 2009	25	
1988	25	
1977	25	
7. 2015	24	
2014	24	
1999	24	
1987	24	

Fewest Field Goal Attempts		
Year	No.	
1. 1937	0	
1959	0	
3. 1958	1	
1950	1	
1951	1	
1954	1	
1957	1	
8. 1962	2	
1956	2	
10. 1939	3	
1964	3	
1953	3	

Points Scored		
Year	Points	
1. 2011	467	
2. 2008	463	
3. 2007	411	
4. 2010	381	
5. 1973	376	
6. 2014	347	
7. 2002	342	
8. 2005	337	
9. 2004	334	
10. 2001	323	

Rushing		
Rushing Attempts		
Year	No.	
1. 1975	639	
2. 1973	630	
3. 1969	567	
4. 1974	562	
5. 1978	548	
6. 1972	534	
7. 1980	531	
8. 2010	530	
9. 2014	529	
10. 1968	526	

Fewest Rushing Att.		
Year	No.	
1. 1943	177	
2. 1964	346	
3. 1941	353	
4. 1939	361	
5. 1960	363	
6. 1940	368	
7. 1946	375	
8. 1999	387	
9. 1938	389	
1996	389	

Rushing Yards		
Year	Yards	
1. 2008	2,887	
2. 1975	2,836	
3. 1973	2,587	
4. 2010	2,476	
5. 2007	2,398	
6. 1969	2,230	
7. 1988	2,211	
8. 2011	2,193	
9. 1949	2,167	
10. 1957	2,099	

Average Rushing Yds.		
Year	Avg.	
1. 1975	257.8	
2. 2008	240.6	
3. 1973	235.2	
4. 1969	223.0	
5. 1949	216.7	
6. 1957	209.9	
7. 1948	205.5	
8. 1951	202.9	
9. 1988	201.0	
10. 1954	198.4	

Passing

Passing Attempts	
Year	No.
1. 2014	539
2. 2013	507
3. 2011	486
4. 2007	458
5. 2016	449
6. 2002	446
7. 2015	438
8. 2012	394
9. 2006	388
10. 1999	378

Fewest Pass Attempts		
Year	No.	
1. 1955	119	
2. 1938	121	
3. 1942	129	
4. 1941	136	
5. 1939	137	
6. 1946	138	
7. 1943	139	
8. 1940	141	
9. 1947	144	
10. 1948	152	

Pass Completions		
Year	No.	
1. 2014	343	
2. 2011	305	
3. 2007	295	
4. 2013	279	
5. 2016	257	
6. 2015	254	
7. 2005	253	
8. 2002	249	
9. 2006	238	
10. 2009	228	

Pass Interceptions Thrown		
Year	No.	
1. 1968	30	
2. 1984	27	
1972	27	
1959	27	
1944	27	
6. 1970	23	
1951	23	
1941	23	
1946	23	
10. 1993	22	
1942	22	

Fewest Pass Interceptions Thrown		
Year	No.	
1. 1998	5	
2. 2000	6	
3. 2008	7	
4. 2009	8	
5. 1938	8	
6. 2005	9	
2001	9	
1939	9	
9. 2011	10	
2006	10	
2004	10	
1996	10	

Passing Yards		
Year	Yards	
1. 2014	4,012	
2. 2011	3,700	
3. 2007	3,405	
4. 2002	3,373	
5. 2005	3,033	
6. 1998	2,984	
7. 2013	2,959	
8. 2015	2,945	
9. 2009	2,888	
10. 2006	2,882	

Passing Touchdowns		
Year	No.	
1. 2007	27	
2. 2014	26	
3. 2008	24	
2005	24	
5. 2002	23	
6. 2011	22	
7. 2001	20	
8. 2003	18	
9. 2012	17	
10. 2009	16	

Passing Yds. Per Game		
Year	Avg.	
1. 2014	286.6	
2. 2011	284.6	
3. 2005	275.7	
4. 1998	271.3	
5. 2007	261.9	
6. 2002	259.5	
7. 1999	248.6	
8. 2009	240.7	
9. 2006	240.2	
10. 1995	235.8	

Pass Completion Pct.		
Year	Pct.	
1. 2008	.668	
2. 2007	.644	
3. 2014	.636	
4. 2011	.628	
2009	.628	
6. 2006	.613	
7. 2010	.602	
8. 2004	.600	
9. 2015	.580	
10. 2016	.572	

Total Offense

Total Offensive Att.		
Year	No.	
1. 2014	1,068	
2. 2013	1,015	
3. 2016	963	
4. 2007	946	
5. 2015	933	
6. 2011	917	
7. 2002	893	
8. 2010	889	
9. 2012	865	
10. 1973	858	

WASHINGTON RECORD BOOK — OPPONENT SEASON TEAM RECORDS

Fewest Offensive Att.

Year	No.
1. 1943	316
2. 1941	489
3. 1939	498
4. 1940	509
5. 1938	510
6. 1946	513
7. 1942	537
8. 1953	592
9. 1964	602
10. 1955	603

Total Offensive Yards

Year	Yards
1. 2011	5,893
2. 2007	5,803
3. 2014	5,749
4. 2008	5,421
5. 2013	5,056
6. 2010	5,003
7. 2009	4,674
8. 2012	4,646
9. 2002	4,643
10. 2003	4,620

Avg. Total Offense per Game

Year	Avg.
1. 2011	453.3
2. 2007	446.4
3. 2008	451.8
4. 2005	419.1
5. 1969	415.0
6. 2014	405.8
7. 1998	402.5
8. 1973	400.0
9. 2009	389.5
10. 1999	389.4

First Downs

Total First Downs

Year	No.
1. 2014	316
2. 2011	297
3. 2013	280
4. 2007	278
5. 2008	268
6. 2010	265
7. 2015	248
8. 2005	247
9. 2016	246
10. 2012	239

By Rushing

Year	No.
1. 1975	152
2. 2008	148
3. 1973	133
4. 2010	132
1969	132
6. 1957	120
7. 2007	118
8. 2013	114
9. 1985	111
10. 1988	110
1954	110

By Passing

Year	No.
1. 2014	188
2. 2011	167
3. 2007	149
4. 2013	143
5. 2005	142
6. 2002	139
7. 2015	134
8. 2006	131
9. 2009	126
10. 2016	119

By Penalty

Year	No.
1. 2016	29
2. 2012	28
3. 2014	27
2001	27
5. 2015	23
2013	23
1971	23
8. 2011	22
2002	22
1993	22

Fumbles

Year	No.
1. 1980	51
2. 1971	44
3. 1970	43
1955	43
1973	43
6. 1974	41
1937	41
9. 1953	40
10. 1981	37
1972	37
1959	37
1984	37

Fewest Fumbles

Year	No.
1. 2003	14
2. 2008	16
2005	16
4. 2013	17
5. 2004	18
1995	18
1999	18
1938	18
1946	18
10. 2006	19
1966	19
1944	19

Fumbles Lost

Year	No.
1. 1980	24
1984	24
3. 1970	22
1974	22
1982	22
6. 1971	21
1955	21
1954	21
1967	21
1952	21

Fewest Fumbles Lost

Year	No.
1. 2008	3
2. 2006	4
3. 2013	7
2010	7
5. 2005	8
1938	8
7. 1997	9
1987	9
9. 2003	10
1961	10
1960	10

Penalties

Year	No.
1. 1998	127
2. 2003	113
2002	113
4. 1997	109
5. 1993	101
1992	101
7. 2007	100
8. 1996	99
9. 2000	94
10. 2010	92

Fewest Penalties

Year	No.
1. 1963	24
2. 1944	25
3. 1938	26
1939	26
1937	26
6. 1940	28
1941	28
8. 1962	36
9. 1959	38
10. 1946	39
1966	39

Penalty Yards

Year	Yards
1. 1998	1,095
2. 2003	995
3. 2002	949
4. 1997	838
5. 2010	828
6. 2007	825
7. 2000	790
8. 1993	786
9. 1996	761
10. 2014	738

Fewest Penalty Yards

Year	Yards
1. 1939	170
2. 1937	195
3. 2008	202
4. 1944	215
5. 1938	222
6. 1941	234
7. 1940	252
8. 1963	259
9. 1946	317
10. 1945	320

Interceptions

Year	No.
1. 1973	31
2. 1970	26
1972	26
4. 2004	24
1938	24
1969	24
1971	24
8. 1951	21
1952	21
10. 1940	20
1958	20
1966	20
1974	20

Fewest Interceptions

Year	No.
1. 1943	4
1963	4
3. 2014	6
1995	6
1996	6
6. 1955	7
1959	7
1977	7
1992	7
10. 2013	8
1956	8

Interception Yards

Year	Yards
1. 2004	380
2. 2011	322
3. 1952	292
4. 2001	274
5. 1951	264
6. 2012	262
7. 1994	252
8. 1940	248
9. 2006	236
10. 1984	224

Fewest Interception Yards

Year	Yards
1. 1988	25
2. 1990	45
3. 1997	50
4. 1992	51
5. 1981	54
6. 1983	55
1996	55
8. 1943	60
9. 2010	61
10. 2013	63

Punts

Year	No.
1. 1938	105
2. 1937	96
3. 1991	87
4. 1940	85
1942	85
6. 1990	82
7. 2016	81
1981	81
9. 1939	80
10. 1992	79

Fewest Punts

Year	No.
1. 1944	33
2. 1954	34
3. 2008	37
1943	37
5. 2009	42
6. 2005	44
1957	44
8. 2011	45
9. 1948	49
1975	49
1963	49

Punt Yards

Year	Yards
1. 1938	3,992
2. 1937	3,511
3. 2016	3,434
4. 1940	3,355
5. 1991	3,285
6. 1992	3,277
7. 1990	3,220
8. 1939	3,135
9. 1942	3,057
10. 2003	3,015

Fewest Punt Yards

Year	Yards
1. 1944	1,017
2. 1954	1,140
3. 1943	1,284
4. 2008	1,402
5. 2005	1,666
6. 1963	1,681
7. 1957	1,692
8. 2011	1,755
9. 2009	1,700
10. 1948	1,786

Punts Had Blocked

Year	No.
1. 1981	5
2. 1982	4
1989	4
4. 1991	3
2000	3
1984	3
1979	3
1976	3
1987	3
1975	3
1944	3

Punting Average

Year	Avg.
1. 2014	42.4
2. 2016	42.4
3. 2010	42.0
4. 1992	41.5
5. 2011	41.3
6. 1996	41.1
7. 2007	41.0
1997	41.0
9. 2001	40.6
10. 2009	40.5

Lowest Punting Avg.

Year	Avg.
1. 1944	30.8
2. 1961	32.5
3. 1954	33.5
4. 1952	33.6
5. 1946	33.8
6. 1958	34.1
7. 1963	34.3
8. 1955	34.4
9. 1943	34.7
10. 1953	35.2

Punt Returns

Punt Returns

Year	No.
1. 1938	86
2. 1942	44
3. 1940	42
4. 1953	40
5. 1941	39
6. 1990	38
7. 1998	37
8. 2010	36
2003	36
1967	36
1957	36

Fewest Punt Returns

Year	No.
1. 1964	11
2. 2015	12
2014	12
4. 2016	13
1943	13
6. 1983	14
7. 1996	15
8. 2011	17
1991	17
1965	17
1994	17

Punt Return Yards

Year	Yards
1. 1938	555
2. 1953	480
3. 1973	454
4. 1957	397
5. 1946	377
6. 1939	367
7. 1941	365
8. 2010	364
9. 1972	357
10. 1998	354

Fewest Punt Return Yards

Year	Yards
1. 1964	30
2. 1962	41
3. 2014	50
4. 1963	55
5. 1978	75
6. 2015	80
7. 2011	87
8. 1960	90
9. 1959	97
10. 1956	101

Avg. Per Punt Return

Year	Avg.
1. 2006	14.9
2. 2008	14.5
3. 1973	13.4
4. 1946	13.0
1949	13.0
6. 2005	12.7
7. 1996	12.4
8. 1983	12.2
9. 1953	12.0
1982	12.0

Lowest Punt Return

Year	Avg.
1. 1962	2.3
2. 1964	2.7
3. 1959	2.9
4. 1963	3.1
5. 1958	3.2
6. 1960	3.8
7. 1978	3.9
8. 2014	4.2
9. 1956	4.4
10. 1977	4.5

Kickoff Returns

Most Kickoff Returns

Year	No.
1. 2013	70
2007	70
1991	70
4. 2011	69
5. 2014	63
1971	63
7. 1986	61
8. 2016	58
2009	58
1970	58
1989	58

Fewest Kickoff Returns

Year	No.
1. 1985	15
2. 1939	17
1938	17
4. 1954	21
1941	21
6. 1958	22
1983	22
8. 1964	23
1948	23
1942	23
1957	23
1963	23

Kickoff Return Yards

Year	Yards
1. 2007	1,723
2. 2013	1,698
3. 2011	1,634
4. 2010	1,301
5. 2014	1,279
6. 2009	1,198
7. 1986	1,147
8. 1971	1,126
9. 1970	1,121
10. 1989	1,109

Fewest Kickoff Return

Year	Yards
1. 1939	276
2. 1985	279
3. 1943	329
4. 1938	344
5. 1948	387
6. 1964	389
7. 1961	413
8. 1941	423
9. 1968	424
10. 1983	438

Kickoff Return Avg.

Year	Avg.
1. 2005	27.5
2. 2007	24.6
3. 2013	24.3
4. 2010	24.1
5. 2011	23.7
6. 1940	23.3
7. 1958	22.9
8. 2002	22.4
9. 1954	22.3
10. 2012	22.1

Lowest Kickoff Return

Year	Avg.
1. 1943	12.6
2. 1993	13.9
3. 1949	14.4
4. 1996	15.1
5. 1991	15.5
6. 1939	16.2
7. 1961	16.5
8. 1948	16.8
9. 1964	16.9
10. 1955	17.1

WASHINGTON RECORD BOOK — OPPONENT INDIVIDUAL RECORDS

Rushing Attempts

Name	No.	Opponent
1. Ryan Knight	44	USC, 1985
2. Ricky Bell	42	USC, 1975
3. Thurman Thomas	40	Oklahoma State, 1985
4. Marcus Allen	38	USC, 1981
Charles White	38	USC, 1979
6. Michael Black	37	Washington State, 1997
7. Yvenson Bernard	36	Oregon State, 2007
Jerome Harrison	36	Washington State, 2006
Eddie George	36	Ohio State, 1995
Tony Robinson	36	Oregon State, 1980
11. Joe Williams	35	Utah, 2016
Yvenson Bernard	35	Oregon State, 2005
Steven Jackson	35	Oregon State, 2002
Joe Igber	35	California, 1999
Gaston Green	35	UCLA, 1986
Fred Crutcher	35	USC, 1984
Theotis Brown	35	UCLA, 1976

Rushing Yards

Name	No.	Opponent
1. Maurice Drew	322	UCLA, 2004
2. Jahvid Best	311	California, 2008
3. DeShaun Foster	305	UCLA, 2001
4. Jonathan Stewart	251	Oregon, 2007
5. Charles White	243	USC, 1979
6. Thurman Thomas	237	Oklahoma State, 1985
7. Tyrone Wheatley	235	Michigan, 1993 Rose Bowl
O.J. Simpson	235	USC, 1967
9. Allen Bradford	223	USC, 2010
10. Michael Bell	222	Arizona, 2003

Two 100-Yard Rushers

Names	Yards	Opponent
T. Ganaway, T. Reese, J. Salubi (3)	200/101/101	Baylor, 2011 Alamo Bowl
Stepfan Taylor & Tyler Gaffney	138/117	Stanford, 2011
T. Martinez, R. Helu, R. Burkhead (3)	137/110/104	Nebraska, 2010
Chris Brown & DeMarco Murray	107/100	Oklahoma, 2008
Jonathan Stewart & Andre Crenshaw	251/113	Oregon, 2007
Chris Markey & Kahlil Bell	193/109	UCLA, 2007
Stafon Johnson & Chauncey Washington	122/106	USC, 2007
J.J. Arrington & Marshawn Lynch	122/112	California, 2004
J.J. Arrington & Marcus O'Keith	185/103	California, 2003
Joel Makovicka & Ahman Green	129/129	Nebraska, 1997
Sedrick Shaw & Tavian Banks	135/122	Iowa, 1995 Sun Bowl
Mario Bates & George Montgomery	163/100	Arizona State, 1993
Tim Harris & James Matthews	124/110	Washington State, 1982
Theotis Brown & James Owens	220/123	UCLA, 1976
Earl Campbell & Marty Akins	198/140	Texas, 1975
Randy Tyler & Mark Harmon	108/107	UCLA, 1972
Billy DuPree & Gordon Bowdell	103/101	Michigan State, 1970
Rex Kern & James Otis	139/111	Ohio State, 1969
Glenn Doughty & Don Moorhead	191/128	Michigan, 1969
Don Highsmith & Eric Allen	148/113	Michigan State, 1969

Rushing Touchdowns

Name	No.	Opponent
1. Terrance Ganaway	5	Baylor, 2011 Alamo Bowl
Maurice Drew	5	UCLA, 2004
3. Royce Freeman	4	Oregon, 2014
Myles Jack	4	UCLA, 2013
Jahvid Best	4	California, 2008
DeShaun Foster	4	UCLA, 2001
7. Jovan Stephenson	3	Oregon State, 2011
LaMichael James	3	Oregon, 2010
Jacquizz Rodgers	3	Oregon State, 2010
Taylor Martinez	3	Nebraska, 2010
J.R. Lemon	3	Stanford, 2004
Michael Bell	3	Arizona, 2003
Chris Perry	3	Michigan, 2002
Tyler Ebell	3	UCLA, 2002
Steven Jackson	3	Oregon State, 2001

Cale Bonds	3	Air Force, 1999
D'Angelo Evans	3	Nebraska, 1998
Bobby Newcombe	3	Nebraska, 1998
Skip Hicks	3	UCLA, 1997
Kevin Eafon	3	Arizona, 1997
Tyrone Wheatley	3	Michigan, 1993 Rose Bowl
Shaumbe Wright-Fair	3	Washington State, 1992
Jeff Wickersham	3	LSU, 1983
Darrin Nelson	3	Stanford, 1981
Fred Reitzel	3	Navy, 1980
Theotis Brown	3	UCLA, 1976
Johnny Davis	3	Alabama, 1975
Andrew Jones	3	Washington State, 1973
Randy Tyler	3	UCLA, 1973
James Otis	3	Ohio State, 1969
Sam Baker	3	Oregon State, 1951

Average per Rush (Min. 15 attempts)

Name	Avg. (Nos.)	Opponent
1. Jahvid Best	16.37 (19-311)	California, 2008
2. Tyrone Wheatley	15.67 (15-235)	Michigan, 1993 Rose Bowl
3. Gary Danielson	13.31 (16-213)	Purdue, 1972
4. Maurice Drew	12.38 (26-322)	UCLA, 2004
5. Mario Bates	11.26 (19-214)	Arizona State, 1992
6. Allen Bradford	10.62 (21-223)	USC, 2010
7. Anthony Kimble	10.47 (15-157)	Stanford, 2008
8. LaMichael James	10.40 (15-156)	Oregon, 2009
9. DeShaun Foster	9.84 (31-305)	UCLA, 2001
10. Terrance Ganaway	9.52 (21-200)	Baylor, 2011 Alamo Bowl

Longest Rush

Name	Yds.	Opponent
1. DeShaun Foster	95 (TD)	UCLA, 2001
2. Terrance Ganaway	89 (TD)	Baylor, 2011 Alamo Bowl
3. Tyrone Wheatley	88 (TD)	Michigan, 1993 Rose Bowl
Brian Brown	88 (TD)	UCLA, 1990
5. O.J. Simpson	86 (TD)	USC, 1967
6. Willie Alderson	82 (TD)	Idaho, 2000
7. Taylor Martinez	80 (TD)	Nebraska, 2010
Brian Allen	80 (TD)	Stanford, 2001
Mario Bates	80 (TD)	Arizona State, 1992
10. Brandon Dawkins	79 (TD)	Arizona, 2016
Curtis McNeal	79 (TD)	USC, 2011

Rushing Yards by Quarterback

Name	Yards	Team
1. Gary Danielson	213	Purdue, 1972

Passing Attempts

Name	No.	Opponent
1. Bo Levi Mitchell	69	EWU, 2011
2. Connor Halliday	59	Washington State, 2013
Jared Goff	59	California, 2013
Kevin Feterik	59	BYU, 1999
5. Peyton Bender	58	Washington State, 2015
6. Jared Goff	57	California, 2014
7. Major Applewhite	55	Texas, 2001 Holiday Bowl
8. Alex Brink	54	Washington State, 2006
9. Nick Foles	53	Arizona, 2009
10. Sefo Liufau	52	Colorado, 2014
Gary Baxter	52	Air Force, 1967

Pass Completions

Name	No.	Opponent
1. Colt Brennan	42	Hawai'i, 2007
2. Bo Levi Mitchell	39	EWU, 2011
Nick Foles	39	Arizona, 2009
Kevin Feterik	39	BYU, 1999
5. Willie Tuitama	38	Arizona, 2007
6. Major Applewhite	37	Texas, 2001 Holiday Bowl
7. Peyton Bender	36	Washington State, 2015
Sefo Liufau	36	Colorado, 2014
9. Jared Goff	35	California, 2014
10. Luke Falk	33	Washington State, 2016
Pat Barnes	33	California, 1994

Pass Interceptions Thrown

Name	No.	Opponent
1. George Shaw	7	Oregon, 1952
2. Danny O'Neil	6	Oregon, 1993
Jack Thompson	6	Washington State, 1978
4. Derek Anderson	5	Oregon State, 2002
Gary Kaiser	5	Fresno State, 1979
Steve Endicott	5	Oregon State, 1969
7. Kurt Lasher	4	Arizona State, 1990
Bill Musgrave	4	Oregon, 1989
Timm Rosenbach	4	Washington State, 1987
Doug Downing	4	Purdue, 1987
Brad Muster	4	Stanford, 1985
Sandy Schwab	4	Northwestern, 1984
Craig Fertig	4	USC, 1964
Mike Jones	4	San Jose State, 1958
Joe Kapp	4	California, 1957
Ray Nagel	4	UCLA, 1948

Passing Yards

Name	No.	Opponent
1. Willie Tuitama	510	Arizona, 2007
2. Kevin Feterik	500	BYU, 1999
3. Vernon Adams	475	Eastern Washington, 2014
4. Bo Levi Mitchell	473	Eastern Washington, 2011
Major Applewhite	473	Texas, 2001 Holiday Bowl
6. Jonathan Smith	469	Oregon State, 1998
7. Jason Johnson	443	Arizona, 2002
8. Colt Brennan	442	Hawai'i, 2007
Akili Smith	442	Oregon, 1998
10. Kellen Clemens	425	Oregon, 2005

Passing Touchdowns

Name	No.	Opponent
1. Vernon Adams	7	Eastern Washington, 2014
2. Sam Bradford	5	Oklahoma, 2008
Kyle Boller	5	California, 2002
Jack Thompson	5	Washington State, 1976
Tom O'Connell	5	Illinois, 1952
6. Sean Canfield	4	Oregon State, 2009
Kellen Clemens	4	Oregon, 2005
Joe Ayoub	4	Cal, 2005
Brady Quinn	4	Notre Dame, 2004
Matt Leinart	4	USC, 2003
Carson Palmer	4	USC, 2002
Major Applewhite	4	Texas, 2001 Holiday Bowl
Kyle Boller	4	California, 2001
Wayne Cook	4	UCLA, 1993
Jim Plunkett	4	Stanford, 1970

Passing Yards per Att. (Min. 12 Att.)

Name	Avg. (Nos.)	Opponent
1. Paul Larson	20.00 (12-240)	California, 1953
2. Blane Morgan	16.69 (16-267)	Air Force, 1998 Oahu Bowl
3. Tom O'Connell	15.41 (17-262)	Illinois, 1952
4. Jonathan Smith	14.66 (32-469)	Oregon State, 1998
5. Sam Bradford	14.48 (21-304)	Oklahoma, 2008
6. Cade McNown	13.91 (23-320)	UCLA, 1997
7. Akili Smith	13.81 (32-442)	Oregon, 1998
8. Jimmy Clausen	13.61 (31-422)	Notre Dame, 2009
9. Jonathan Smith	13.08 (24-314)	Oregon State, 2000
10. Matt Leinart	12.10 (29-351)	USC, 2003

Passing Yards per Completion (Min 9 Compl.)

Name	Avg. (Nos.)	Opponent
1. Jonathan Smith	27.6 (17-469)	Oregon State, 1998
2. Billy Hooper	27.1 (9-244)	Baylor, 1954
3. Jonathan Smith	24.1 (13-314)	Oregon State, 2000
4. Paul Larson	24.0 (12-240)	California, 1953
5. Akili Smith	23.3 (19-442)	Oregon, 1998
6. Blane Morgan	22.3 (12-267)	Air Force, 1998 Oahu Bowl
7. Gary Beban	20.6 (14-289)	UCLA, 1967
8. Kyle Boller	20.5 (13-266)	California, 2002
9. Cade McNown	20.0 (16-320)	UCLA, 1997
10. Steve Bartkowski	19.8 (16-316)	California, 1974

Completion Percentage (Min. 10 Compl.)

Name	Pct. (Nos.)	Opponent
1. Troy Winslow	1.000 (11-11)	USC, 1965
2. Rick Neuheisel	.926 (25-27)	UCLA, 1983
3. Sam Bradford	.857 (18-21)	Oklahoma, 2008
4. Colt Brennan	.840 (42-80)	Hawai'i, 2007
5. Paul Larson	.833 (10-12)	California, 1953
6. Tom O'Connell	.824 (14-17)	Illinois, 1952
7. Matt Scott	.818 (18-22)	Arizona, 2010
Lyle Moevao	.818 (18-22)	Oregon State, 2008
9. Willie Tuitama	.810 (17-21)	Arizona, 2008
A.J. Feeley	.810 (17-21)	Oregon, 1999

Long Pass

Name	Yards	Opponent
1. Wayne Cook to J.J. Stokes	95 (TD)	UCLA, 1993
2. Zach Maynard to Keenan Allen	90 (TD)	California, 2011
Jonathan Smith to Ronnie Tompkins	90 (TD)	Oregon State, 1998
4. Kellen Clemens to D. Williams	85 (TD)	Oregon, 2003
5. Bill Musgrave to Terry Obee	83 (TD)	Oregon, 1987
6. Bruce Threadgill to Dennis Johnson	81 (TD)	Mississippi State, 1977
7. Matt Moore to Sammie Stroughter	80 (TD)	Oregon State, 2006
Jonathan Smith to Chad Johnson	80 (TD)	Oregon State, 2000
Jonathan Smith to Greg Ainsworth	80 (TD)	Oregon State, 1998
Mark Malone to Chris DeFrance	80 (TD)	Arizona State, 1978
Gary Danielson to Darryl Stingley	80 (TD)	Purdue, 1971
Jim Plunkett to Gene Washington	80 (TD)	Stanford, 1968
Joe Kapp to Hank Olguin	80 (TD)	California, 1957
Jim Powers to Al Cantor	80 (TD)	USC, 1949

Receptions

Name	No.	Opponent
1. Marquise Walker	15	Michigan, 2001
2. Jason Rivers	14	Hawai'i, 2007
3. Nelson Spruce	13	Colorado, 2014
Iheanyi Uwaezuoke	13	California, 1994
5. Cody Hoffman	12	BYU, 2013
Nicholas Edwards	12	EWU, 2011
David Roberts	12	Arizona, 2009
Patrick Turner	12	USC, 2006
Michael Smith	12	Kansas State, 1991
James Lofton	12	Stanford, 1977
Billy Anders	12	Ohio State, 1966

Receiving Yards

Name	No.	Opponent
1. Golden Tate	244	Notre Dame, 2009
2. Tony Hartley	242	Oregon, 1998
3. Sammie Stroughter	223	Oregon State, 2006
4. Ronnie Tompkins	210	Oregon State, 1998
5. Keenan Allen	197	California, 2011
6. Shaun McDonald	194	Arizona State, 2001
7. J.J. Stokes	193	UCLA, 1993
8. James Lofton	192	Stanford, 1977
9. Michael Thomas	190	Southern Miss, 2015 HOD Bowl
10. Chris Jackson	185	Washington State, 1997

Two 100-Yard Receivers in a Game

Names	Yards	Oponent
Cooper Kupp & Sendrick Bourne	145/114	Eastern Washington, 2014
Bralon Addison & Josh Huff	157/107	Oregon, 2013
Brandon Kaufman & Nicholas Edwards	140/108	EWU, 2011
Max Komar & Daniel Hardy	111/103	Idaho, 2009
Jason Rivers & Ryan Grice-Mullen	167/121	Hawai'i, 2007
Mike Williams & Keary Colbert	159/146	USC, 2002
Roy Williams & B.J. Johnson	134/157	Texas, 2001 Holiday Bowl
Tony Hartley Donald Haynes	242/101	Oregon, 1998
Darrin Nelson & Michael Tolliver	136/115	Stanford, 1981
George Freitas & Jesse Thompson	139/113	California, 1977
James Lofton & William Kellar	192/122	Stanford, 1977
Hugh Campbell & Gerald Shaw	178/106	Washington State, 1962
Harlan Lane & George Cheshire	126/119	Baylor, 1965

Three 100-Yard Receivers in a Game

Names	Yards	Oponent
Ronnie Tompkins/Tim Alexander/ Greg Ainsworth	210/120/127	Oregon State, 1998

Touchdown Receptions

Name	No.	Oponent
1. Jason Rivers	4	Hawai'i, 2007
J.J. Stokes	4	UCLA, 1993
3. Cooper Kupp	3	Eastern Washington, 2014
Rob Gronkowski	3	Arizona, 2008
Mike Thomas	3	Arizona, 2007
James Jones	3	San Jose State, 2006
Mike Williams	3	USC, 2002
James Lofton	3	Stanford, 1977
Mike Levenseller	3	Washington State, 1976
John Ryan	3	Illinois, 1952

Average per Reception (Min. 4 Rec.)

Name	Avg. (Nos.)	Oponent
1. Jim Walker	38.5 (4-154)	Oregon, 1974
2. Danny Farmer	33.5 (4-134)	UCLA, 1998
John Marshall	33.5 (4-134)	Washington State, 1984
4. Emile Harry	32.2 (5-161)	Stanford, 1984
5. Sammie Stroughter	31.9 (7-223)	Oregon State, 2006
6. Geoff McArthur	30.0 (6-180)	California, 2003
7. Shelton Diggs	29.5 (4-118)	USC, 1976
8. Terrence Toliver	29.3 (4-117)	LSU, 2009
Tim Krause	29.3 (4-117)	Washington State, 1973
10. Chris DeFrance	28.6 (5-143)	Arizona State, 1978

Long Reception

Name	Yards	Oponent
1. J.J. Stokes	95 (TD)	UCLA, 1993
2. Keenan Allen	90 (TD)	California, 2011
Roddie Tompkins	90 (TD)	Oregon State, 1998
4. Demetrious Williams	85 (TD)	Oregon, 2003
5. Terry Obee	83 (TD)	Oregon, 2004
6. Dennis Johnson	81 (TD)	Mississippi State, 1977
7. Sammie Stroughter	80 (TD)	Oregon State, 2006
Chad Johnson	80 (TD)	Oregon State, 2000
Greg Ainsworth	80 (TD)	Oregon State, 1998
Chris DeFrance	80 (TD)	Arizona State, 1978
Darryl Stingley	80 (TD)	Purdue, 1971
Gene Washington	80 (TD)	Stanford, 1968
Hank Olguin	80 (TD)	California, 1957
Al Cantor	80 (TD)	USC, 1949

Total Offense

Name	Yards	Oponent
1. Willie Tuitama	517	Arizona, 2007
2. Kevin Feterik	493	BYU, 1999
3. Vernon Adams	491	Eastern Washington, 2014
4. Major Applewhite	476	Texas, 2001 Holiday Bowl
5. Bo Levi Mitchell	469	EWU, 2011
6. Jonathan Smith	459	Oregon State, 1998
7. Akili Smith	456	Oregon, 1998
8. Marcus Mariota	454	Oregon, 2013
9. Colt Brennan	433	Hawai'i, 2007
10. Taysom Hill	416	BYU, 2013

Total Offensive Attempts

Name	No.	Oponent
1. Taysom Hill	79	BYU, 2013
2. Bo Levi Mitchell	71	EWU, 2011
3. Connor Halliday	69	Washington State, 2013
4. Kevin Feterik	65	BYU, 1999
5. Vernon Adams	63	Eastern Washington, 2014
Jared Goff	63	California, 2013
Alex Brink	63	Washington State, 2006
8. Dan Fouts	62	Oregon, 1972
9. Peyton Bender	61	Washington State, 2015
10. Gary Baxter	60	Air Force, 1967

Interceptions (Defensive)

Name	No.	Oponent
1. Artimus Parker	3	USC, 1973
Harold Stingert	3	Hawai'i, 1973
Eric Johnson	3	Washington State, 1972
Benny Barnes	3	Stanford, 1971
Dave Graham	3	Oregon State, 1970
Ray Youngblood	3	California, 1970

Interception Yards

Name	No.	Oponent
1. Antuan Simmons	119	USC, 1998
2. Lyle Blackwood	102	Texas Christian, 1971
3. Reggie Torres	99	Hawai'i, 2011
4. Kenny Wheaton	97	Oregon, 1994
5. Gale Weidner	94	Colorado, 1959
6. Robert Golden	91	Arizona, 2011
7. Lynnden Brown	89	Arizona, 1984
8. Bruce Hake	88	Oregon State, 1959
9. Lyle Blackwood	83	Texas Christian, 1971
10. Brad McLee	80	Michigan State, 1970

Avg. per Interception Return (Min. 2)

Name	Avg. (Nos.)	Oponent
1. Antuan Simmons	59.5 (2-119)	USC, 1998
2. Lyle Blackwood	52.0 (2-104)	Texas Christian, 1971
3. Lynnden Brown	44.5 (2-89)	Arizona, 1984
4. Brad McLee	43.5 (2-87)	Michigan State, 1970
5. Dennis Downey	34.0 (2-68)	Oregon State, 1973
6. Eddie Pleasant	32.5 (2-65)	Oregon State, 2011
7. Mark Moore	32.0 (2-64)	Oklahoma State, 1985
8. Artimus Parker	30.5 (2-61)	USC, 1971
9. Ricky Johnson	26.5 (2-53)	USC, 1979
10. Patrick Thomas	24.5 (2-49)	Texas A&M, 1974

Long Interception Return

Name	Yards	Oponent
1. Reggie Torres	99 (TD)	Hawai'i, 2011
2. Willie Osley	98 (TD)	Illinois, 1971
3. Kenny Wheaton	97 (TD)	Oregon, 1994
4. Gale Weidner	94 (TD)	Colorado, 1959
5. Robert Golden	91 (TD)	Arizona, 2011
6. Antuan Simmons	90 (TD)	USC, 1998
7. Lynnden Brown	89 (TD)	Arizona, 1984
8. Bruce Hake	88 (TD)	Oregon State, 1959
9. Lyle Blackwood	83	Texas Christian, 1971
10. Brad McLee	80 (TD)	Michigan State, 1970

Longest Interception Return for Touchdowns

Name	No.	Oponent
1. Reggie Torres	99 (TD)	Hawai'i, 2011
2. Willie Osley	98 (TD)	Illinois, 1971
3. Kenny Wheaton	97 (TD)	Oregon, 1994
4. Gale Weidner	94 (TD)	Colorado, 1959
5. Robert Golden	91 (TD)	Arizona, 2011
6. Antuan Simmons	90 (TD)	USC, 1998
7. Lynnden Brown	89 (TD)	Arizona, 1984
8. Bruce Hake	88 (TD)	Oregon State, 1959
9. Brad McLee	80 (TD)	Michigan State, 1970
10. Allen Rossum	76 (TD)	Notre Dame, 1995

Interceptions for Touchdowns

Name	No.	Opponent
1. Antuan Simmons	2	USC, 1998

Fumble Returns for Touchdowns

Name	No.	Opponent
1. Jon Rocquemore	97 (TD)	Utah State, 2015
2. Tom Berry	78 (TD)	Oregon State, 1955
3. Gionni Paul	54 (TD)	Utah, 2015
4. Ben Kelly	38 (TD)	Colorado, 1999
5. John Klotsche	34 (TD)	California, 2000
6. Wiley Fontenot	33 (TD)	Oregon, 2004
7. Cameron Jordan	21 (TD)	California, 2010
8. Gilbert Gardner	19 (TD)	Purdue, 2002 Sun Bowl
9. Brian Morris	18 (TD)	Fresno State, 2004

Punts

Name	No.	Opponent
1. Nick Murphy	12	Arizona State, 2000
Steve Rausch	12	Arizona State, 1992
Jeff West	12	Cincinnati, 1973
4. Matt Haack	11	Arizona State, 2015
Brian Borders	11	Toledo, 1991
Eric Negrey	11	San Jose State, 1990
Tom Gandsey	11	California, 1984
Mike Ahr	11	California, 1981
Mike Hubach	11	Kansas, 1978
Kent Marshall	11	Texas Christian, 1971
Hank Grenda	11	Washington State, 1968

Punting Yards

Name	No.	Opponent
1. Jeff West	529	Cincinnati, 1973
2. Nick Murphy	514	Arizona State, 2000
3. Matt Haack	507	Matt Haack, 2015
4. Steve Rausch	502	Arizona State, 1992
5. Hank Grenda	458	Washington State, 1968
6. Harry Anderson	441	USC, 1949
7. Cole Leininger	428	California, 2013
8. Eric Negrey	425	San Jose State, 1990
9. Tom Gandsey	418	California, 1984
10. Brian Borders	414	Toledo, 1991

Average per Punt (Min. 3)

Name	Avg. (Nos.)	Opponent
1. Mitch Wishnowsky	53.7 (6-322)	Utah, 2016
2. Aaron Perez	52.7 (3-158)	UCLA, 2007
3. Aaron Mills	52.3 (3-157)	Stanford, 1994
4. Monte Robbins	52.0 (3-156)	Michigan, 1984
5. Rob Myers	51.8 (4-207)	Washington State, 1989
6. Josh Pollack	51.7 (3-155)	Arizona, 2016
7. Justin DuVernois	51.7 (7-362)	Illinois, 2014
8. Reggie Roby	51.0 (4-204)	Iowa, 1982 Rose Bowl
9. Gavin Hedrick	50.3 (6-302)	Washington State, 1976
10. Scott Tabor	50.2 (5-251)	California, 1986

Long Punt

Name	Yds.	Opponent
1. Scott Tabor	78	California, 1986
2. Rob Myers	74	Washington State, 1989
3. Glenn Harper	72	Washington State, 1983
4. Craig Schiller	70	Arizona, 1983
5. Josh Bidwell	69	Oregon, 1998
6. Erik Powell	68	Washington State, 2016
Josh Miller	68	Arizona, 1992
Mike Stigge	68	Nebraska, 1991
9. John Stonehouse	67	USC, 1993
Sam Veit	67	Wisconsin, 1992

Punts Had Blocked

Name	No.	Opponent
1. James Lofton	2	Stanford, 1975

Kickoff Returns

Name	No.	Opponent
1. Victor Bolden	12	Oregon State, 2013
2. Ryan Severson	8	Colorado, 2013
3. Malcolm Marable	7	Oregon State, 2014
Lavelle Hawkins	7	California, 2007
Dwayne Owens	7	Oregon State, 1992
Gerald Benton	7	Kansas State, 1991
Derek Loville	7	Oregon, 1986
7. Mike Edwards	6	Hawai'i, 2011
Isi Sofele	6	California, 2009
Theo Riddick	6	Notre Dame, 2009
Mike Thomas	6	Arizona, 2007
Max Suter	6	Syracuse, 2007
Morris Letcher	6	East Carolina, 1993
Marcus Goodwin	6	Toledo, 1991
Darrin Greer	6	California, 1989
Tyran Wright	6	California, 1981
Floyd Eddings	6	California, 1977
Otis Armstrong	6	Purdue, 1971

Kickoff Return Yards

Name	No.	Opponent
1. Victor Bolden	305	Oregon State, 2013
2. Ty Montgomery	204	Stanford, 2013
3. Max Suter	178	Syracuse, 2007
4. Mike Thomas	173	Arizona, 2007
5. Ryan Severson	171	Colorado, 2013
6. Dwayne Owens	169	Oregon State, 1992
7. Mike Edwards	163	Hawai'i, 2011
Robert Woods	163	USC, 2010
9. Otis Armstrong	156	Purdue, 1971
10. Robert Parker	155	BYU, 1986
Lavelle Hawkins	150	California, 2007

Kickoff Return Average (Minimum 3 Returns)

Name	Avg. (Nos.)	Opponent
1. Ty Montgomery	54.0 (4-204)	Stanford, 2013
2. Ameer Abdullah	43.0 (3-129)	Nebraska, 2011
3. Matt Slater	42.3 (3-127)	UCLA, 2007
4. Ray Anderson	42.3 (3-127)	Stanford, 1974
5. Freddie Pouncy	42.0 (3-126)	Texas Christian, 1971
6. Greg Johnson	41.3 (3-124)	Washington State, 1972
7. Kevin Scott	40.3 (3-121)	Stanford, 1988
8. Ryan Roques	40.0 (3-120)	UCLA, 1998
9. Emmett Mosley	34.7 (3-104)	Notre Dame, 1995
10. Glyn Milburn	33.3 (3-100)	Stanford, 1991

Longest Kickoff Return

Name	Yards	Opponent
1. Ty Montgomery	99 (TD)	Stanford, 2013
2. Victor Bolden	98 (TD)	Oregon State, 2013
Ben Kelly	98 (TD)	Colorado, 1999
4. Aramis Dandoy	95 (TD)	USC, 1954
5. Freddie Pouncy	94 (TD)	Texas Christian, 1971
6. Chris Owusu	91 (TD)	Stanford, 2009
7. Pat Johnson	89 (TD)	Oregon, 1995
8. Marqise Lee	88 (TD)	USC, 2011
9. Bralon Addison	87	Oregon, 2015
Ray Anderson	87	Stanford, 1974

Kickoff Return for Touchdowns

Name	No.	Opponent
1. Ty Montgomery	99 (TD)	Stanford, 2013
2. Victor Bolden	98 (TD)	Oregon State, 2013
Ben Kelly	98 (TD)	Colorado, 1999
4. Aramis Dandoy	95 (TD)	USC, 1954
5. Robert Parker	94 (TD)	BYU, 1986
6. Freddie Pouncy	94 (TD)	Texas Christian, 1971
7. Chris Owusu	91 (TD)	Stanford, 2009
8. Pat Johnson	89 (TD)	Oregon, 1995
9. Marqise Lee	88 (TD)	USC, 2011
10. Matt Slater	85 (TD)	UCLA, 2007

Punt Returns

Name	No. (Yds)	Opponent
1. Justin Taplin	10 (58)	Arizona State, 2000
2. Eddie Thomas	8 (51)	San Jose State, 1990
3. Eric Scott	7 (64)	UCLA, 1997
Ronnie Hoots	7 (82)	Duke, 1972
5. Michael Fletcher	6 (15)	Oregon, 1998
David Marrero	6 (26)	Stanford, 2004
Deltha O'Neal	6 (36)	California, 1998
Lew Barnes	6 (30)	Oregon, 1984
Jim Lilly	6 (78)	Oregon State, 1971

Punt Return Yards

Name	Yards	Opponent
1. Steve Donnelly	130	Oregon, 1973
2. Cliff Harris	127	Oregon, 2010
3. Willie Shelby	106	Alabama, 1974
4. Ryan Roques	91	UCLA, 1998
5. Warren Harvey	85	Syracuse, 1977
6. Reggie Bush	84	USC, 2005
7. Ronnie Hoots	82	Duke, 1972
8. Donald Sutherin	81	Ohio State, 1957
9. Terrence Austin	80	UCLA, 2006
10. Vincent White	79	Stanford, 1982

Average per Punt Return (Min. 3)

Name	Avg. (Nos.)	Opponent
1. Cliff Harris	31.2 (4-127)	Oregon, 2010
2. Ryan Roques	30.3 (3-91)	UCLA, 1998
3. Warren Harvey	28.3 (3-85)	Syracuse, 1977
4. Willie Shelby	26.5 (4-106)	Alabama, 1974
5. Steve Donnelly	26.0 (5-130)	Oregon, 1973
6. Alan Grant	25.6 (3-77)	Stanford, 1987
7. Craig Bragg	21.0 (3-63)	UCLA, 2002
Napoleon McCallum	21.0 (3-63)	Navy, 1983
Mike Gow	21.0 (3-63)	Illinois, 1972
10. Julius Curry	19.5 (4-78)	Michigan, 2001

Longest Punt Returns

Name	Yards	Opponent
1. Reggie Bush	84 (TD)	USC, 2005
Willie Shelby	84 (TD)	Alabama, 1974
3. Donald Sutherin	81 (TD)	Ohio State, 1957
4. Cliff Harris	79	Oregon, 2010
5. Terrence Austin	79	UCLA, 2006
6. Steve Donnelly	78 (TD)	Oregon, 1973
7. Ryan Roques	77 (TD)	UCLA, 1998
8. Vincent White	76 (TD)	Stanford, 1982
9. Reggie Brown	72	Oregon, 1981
10. Aramis Dandoy	70 (TD)	USC, 1953

Punt Returns for Touchdowns

Name	No.	Opponent
1. Reggie Bush	84 (TD)	USC, 2005
Willie Shelby	84 (TD)	Alabama, 1974
3. Donald Sutherin	81 (TD)	Ohio State, 1957
4. Steve Donnelly	78 (TD)	Oregon, 1973
5. Ryan Roques	77 (TD)	UCLA, 1998
6. Vincent White	76 (TD)	Stanford, 1982
7. Aramis Dandoy	70 (TD)	USC, 1953
8. Alan Grant	69 (TD)	Stanford, 1987
9. Robert Wade	60 (TD)	Arizona, 2000
10. Ronald Cook	59 (TD)	Stanford, 1953
		Independence Bowl

Kick Returns

Total Kick Returns

(Punts and Kickoffs Combined)

Name	No.	Opponent
1. Victor Bolden	12	Oregon State, 2013
2. Justin Taplin	11	Arizona State, 2000
3. Eddie Thomas	9	San Jose State, 1990
4. Ryan Severson	8	Colorado, 2013
Troy Slade	8	Duke, 1973
6. Malcolm Marable	7	Oregon State, 2014
Robert Nelson	7	Arizona State, 2013
Lavelle Hawkins	7	California, 2007
Syndric Steptoe	7	Arizona, 2004
Sammy Moore	7	Washington State, 2003
Deltha O'Neal	7	California, 1999
Michael Fletcher	7	Oregon, 1998
Jim Lilly	7	Oregon State, 1972
Ron Carver	7	UCLA, 1971

Total Kick Return Yards

(Punts and Kickoffs Combined)

Name	No.	Opponent
1. Victor Bolden	305	Oregon State, 2013
2. Ryan Roques	211	UCLA, 1998
3. Ty Montgomery	204	Stanford, 2013
4. Cliff Harris	179	Oregon, 2010
5. Max Suter	178	Syracuse, 2007
6. Mike Thomas	173	Arizona, 2007
7. Ryan Severson	171	Colorado, 2013
8. Mike Edwards	163	Hawai'i, 2011
Robert Woods	163	USC, 2010
10. Troy Slade	157	Duke, 1973

Field Goals

Field Goal Attempts

Name	No.	Opponent
1. Alexis Serna	6	Oregon State, 2005
2. Nick Tausch	5	Notre Dame, 2009
Alexis Serna	5	Oregon State, 2007
Loren Langley	5	Washington State, 2005
Alexis Serna	5	Oregon State, 2004
Drew Dunning	5	UCLA, 2002
Chris Sailer	5	UCLA, 1998
Doug Brien	5	California, 1993
Chuck Diedrick	5	Washington State, 1975
10. Tyler Hadden	4	Hawai'i, 2014
Justin Sorensen	4	BYU, 2013
Alejandro Maldonado	4	Oregon, 2011
Alex Zendejas	4	Arizona, 2009
Kai Forbath	4	UCLA, 2007
Drew Dunning	4	Washington State, 2003
T. Frederickson	4	California, 2003
Sean Keel	4	Arizona, 2000
Josh Frankel	4	Oregon, 2000
Chris Griffith	4	UCLA, 1999
Bjorn Merten	4	UCLA, 1994
Dane Prewitt	4	Miami, 1994
John Hopkins	4	Stanford, 1988
Douglas Pfaff	4	Arizona, 1988
Tony Bussanich	4	Oregon State, 1987
Ray Jordan	4	California, 1984
Tony Zendejas	4	Arizona State, 1981
Paul Rogind	4	Minnesota, 1977

Field Goals Made

Name	No.	Opponent
1. Alexis Serna	6	Oregon State, 2005
2. Nick Tausch	5	Notre Dame, 2009
Alexis Serna	5	Oregon State, 2007
Alexis Serna	5	Oregon State, 2004
Chris Sailer	5	UCLA, 1998
6. Zane Gonzalez	4	Arizona State, 20113
Alex Zendejas	4	Arizona, 2009
Mario Danelo	4	USC, 2006

Drew Dunning	4	Washington State, 2003
Drew Dunning	4	Washington State, 2002
Dane Prewitt	4	Miami, 1994
John Hopkins	4	Stanford, 1988
Tony Bussanich	4	Oregon State, 1987
Tony Zendejas	4	Arizona State, 1981
Paul Rogind	4	Minnesota, 1977

Long Field Goals

Name	Distance	Opponent
1. Kenneth Naber	60	Stanford, 1977
2. Tommy Thompson	56	Oregon, 1992
Paul Watson	56	Washington State, 1977
4. Alex Serna	55	Oregon State, 2004
Robbie Keen	55	California, 1988
Paul Watson	55	Washington State, 1977
7. Tony Zendejas	54	Arizona, 1983
8. Giorgio Tavecchio	53	California, 2010
Kirk Dennis	53	Oregon, 1987
10. Doug Brien	52	California, 1993
Don Shafer	52	USC, 1985
Bob Bergeron	52	Michigan, 1984
Zenon Andrusyshyn	52	UCLA, 1969
Hans Sudar	52	Michigan State, 1969
Alex Serna	51	Oregon State, 2007
Owen Pochman	51	BYU, 1998
Kevin Adams	51	Washington State, 1986
Ray Jordan	51	California, 1984
Zane Gonzalez	50	Arizona State, 2016
Brin Hurley	50	Iowa, 1995
Doug Brien	50	California, 1991
Robbie Keen	50	California, 1989

PAT Attempts

Name	No.	Opponent
1. Todd Sievers	9	Miami, 2001
2. Jordan Williamson	8	Stanford, 2011
Alex Henery	8	Nebraska, 2010
David Buehler	8	USC, 2008
Jimmy Stevens	8	Oklahoma, 2008
Tom Schneider	8	Cal, 2005
7. Roland Alcobendas	7	Eastern Washington, 2014
Matt Evensen	7	Oregon, 2007
Mario Danelo	7	USC, 2005
Ryan Cesca	7	Oregon State, 2001
Chris Sailer	7	UCLA, 1997
Zenon Andrusyshyn	7	UCLA, 1969

PATs Made

Name	No.	Opponent
1. Todd Sievers	9	Miami, 2001
2. Jordan Williamson	8	Stanford, 2011
Alex Henery	8	Nebraska, 2010
David Buehler	8	USC, 2008
Tom Schneider	8	Cal, 2005
6. Roland Alcobendas	7	Eastern Washington, 2014
Jimmy Stevens	7	Oklahoma, 2008
Matt Evensen	7	Oregon, 2007
Ryan Cesca	7	Oregon State, 2001
Chris Sailer	7	UCLA, 1997
Zenon Andrusyshyn	6	UCLA, 1969

Tackles

Total Tackles

Name	No.	Opponent
1. Jacob Malae	24	San Jose State, 1996
Steve Rennie	24	Oregon, 1971
Larry Tollstam	24	Air Force, 1964
4. Ray Lewis	22	Miami, 1994
Gary Wimmer	22	Stanford, 1981
Rick Schavietello	22	Purdue, 1971
Andrew Carrigan	22	Stanford, 1967
Chris Spielman	22	Ohio State, 1986
9. Marcus Bell	21	Arizona, 1998

Ricky Young	21	Oklahoma State, 1980
Gordon Ceresino	21	Stanford, 1978
Bruce Beekley	21	Oregon, 1977
Gordon Ceresino	21	Stanford, 1976
Phil Croyle	21	California, 1969

Solo Tackles

Name	No.	Opponent
1. Steve Rennie	19	Oregon, 1971
2. Gordon Ceresino	17	Stanford, 1976
3. Steve Brown	16	Oregon State, 1972
Rick Schavietello	16	Purdue, 1971
5. Frank Manumaleuna	15	San Jose State, 1977
Bob Horn	15	Oregon State, 1975
7. Gary Wimmer	14	Stanford, 1981
Randy Pickering	14	Washington State, 1971
9. Thoams DeCoud	13	California, 2007
Greg Marshall	13	Oregon State, 1976
Larry Tollstam	13	Air Force, 1964

Tackles for Loss

Name	No.	Opponent
1. Terrell Suggs	6.5	Arizona State, 2002
2. Larry Foote	6	Michigan, 2001
3. Jorge Cordova	5	Nevada, 2003
Darren Howard	5	Kansas St., 1999 Holiday Bowl
Rob Morris	5	BYU, 1998
Rod Martin	5	USC, 1976
7. Antonio Longino	4	Arizona State, 2015
Solomon Bates	4	Arizona State, 2000
William Joseph	4	Miami, 2000
Adam Archuleta	4	Arizona State, 1999
Sekou Sanyika	4	California, 1998
Byron Frisch	4	BYU, 1998
Renaldo Wynn	4	Notre Dame, 1996
Bert Berry	4	Notre Dame, 1996
Ron Childs	4	Washington State, 1994
Marvcus Patton	4	UCLA, 1989
Gary DeNiro	4	Alabama, 1978

Sacks

Name	No.	Opponent
1. Jorge Cordova	5	Nevada, 2003
Darren Howard	5	Kansas St., 1999 Holiday Bowl
3. Terrell Suggs	4	Arizona State, 2002
Garin Veris	4	Stanford, 1982
5. Peter Kalambayi	3	Stanford, 2014
Bert Berry	3	Notre Dame, 1996
Shante Carver	3	Arizona State, 1990
Marvcus Patton	3	UCLA, 1989

Fumble Recoveries

Name	No.	Opponent
1. Glenn Nardi	3	Navy, 1970

Blocked Punts

Name	No.	Opponent
1. Terry Debay	2	UCLA, 1953

Blocked Kicks

Name	No.	Opponent
1. Chris Barry	2 (FG)	Nevada, 2003
Stuart Kellner	2 (FG)	Stanford, 1968
John Chapple	2	Stanford, 1964

WASHINGTON STATISTICAL TRENDS

Year	UW		-----Rushing-----			-----Passing-----						-----Total Offense-----			-----First Downs-----			Fumbles			
	Record	*G	No.	Yards	Avg.	Att	Com	Int	Yards	TD	Avg.	Pct	Plays	Yards	Avg.	R	Pa	Pn	Tot	No.-Loss	Pen-Yds
1937	7-2-2	10	—	1,980	198.0	107	31	13	560	—	56.0	.290	—	2,540	254.0	—	—	—	104	38-20	32-275
1938	3-5-1	9	389	1,212	134.7	114	31	25	526	—	58.4	.272	503	1,738	143.1	—	—	—	75	28-13	25-174
1939	4-5	9	356	906	100.7	149	60	18	757	—	84.1	.403	505	1,663	184.8	—	—	—	84	24-11	20-109
1940	7-2	9	351	1,436	159.6	113	37	20	606	—	67.3	.327	464	2,042	226.9	—	—	—	76	NA-7	31-220
1941	5-4	9	451	1,522	169.1	98	33	16	388	—	43.1	.337	549	1,910	212.2	—	—	—	93	NA-2	28-206
1942	4-3-3	10	470	1,565	156.5	105	37	12	499	—	49.9	.352	575	2,064	206.4	—	—	—	—	—	—
1943#	4-1	4	259	1,292	258.4	76	21	4	368	—	73.6	.276	355	1,660	332.0	—	—	—	—	—	—
1944	5-3	8	452	2,128	266.0	89	35	13	438	—	54.6	.146	541	2,566	320.8	—	—	—	106	19-10	31-239
1945	6-3	9	—	1,276	141.8	105	37	19	564	6	62.7	.352	—	1,840	204.4	—	—	—	90	44-25	NA-215
1946	5-4	9	407	1,575	175.0	140	60	17	806	4	89.6	.429	547	2,381	264.6	—	—	—	112	24-13	37-365
1947	3-6	9	—	1,522	169.1	132	38	14	497	—	55.2	.288	—	2,019	224.3	—	—	—	102	23-NA	NA-344
1948	2-7-1	10	409	1,275	127.5	183	82	11	979	9	97.9	.448	592	2,254	225.4	—	—	—	123	35-NA	NA-200
1949	3-7	10	490	1,674	167.4	219	118	18	1,503	7	150.3	.539	709	3,177	317.7	—	—	—	162	—	—
1950	8-2	10	434	2,076	207.6	260	149	12	2,040	13	204.2	.573	694	4,116	411.6	105	78	3	186	—	66-669
1951	3-6-1	10	444	1,929	192.9	257	123	21	1,625	12	162.5	.479	701	3,554	355.4	81	65	7	153	—	—
1952	7-3	10	437	1,683	168.3	285	142	21	1,708	13	170.8	.498	722	3,391	339.1	91	76	6	173	23-14	—
1953	3-6-1	10	444	1,320	132.0	224	106	19	1,369	8	136.9	.473	668	2,689	268.9	79	58	2	139	29-22	58-537
1954	2-8	10	393	1,089	108.9	237	109	16	1,360	6	136.0	.460	630	2,449	244.9	65	56	7	128	32-22	56-510
1955	5-4-1	10	485	1,818	181.8	135	53	6	705	4	70.5	.393	620	2,523	252.3	104	24	5	133	36-21	58-530
1956	5-5	10	583	2,688	268.8	78	30	7	582	4	58.2	.385	661	3,270	327.0	130	20	7	157	46-29	64-596
1957	3-6-1	10	550	2,138	213.8	92	31	8	461	5	46.1	.337	642	2,599	259.9	112	17	3	132	46-25	58-550
1958	3-7	10	433	1,468	146.8	167	65	20	730	3	73.0	.389	600	2,198	219.8	80	35	3	118	37-17	54-490
1959	10-1	10	515	1,797	179.7	115	56	7	948	7	94.8	.487	630	2,745	274.5	104	40	4	148	40-21	46-531
1960	10-1	10	529	2,186	218.6	106	54	10	999	9	99.9	.509	622	2,694	269.4	120	44	5	169	—	—
1961	5-4-1	10	532	2,169	216.9	92	28	13	513	5	51.3	.304	624	2,682	268.2	103	21	5	129	30-14	43-472
1962	7-1-2	10	598	2,514	251.4	96	43	10	642	4	64.2	.448	693	3,156	315.6	144	31	6	181	25-11	56-553
1963	6-5	10	552	2,180	218.0	123	68	4	1,024	7	102.4	.553	675	3,204	320.4	124	44	2	170	40-21	62-591
1964	6-4	10	557	2,073	207.3	131	60	9	697	2	69.7	.458	688	2,770	277.0	109	39	5	153	34-19	79-734
1965	5-5	10	469	1,466	146.6	184	99	10	1,458	14	145.8	.538	653	2,924	292.4	85	61	9	155	25-18	53-485
1966	6-4	10	452	1,613	161.3	181	72	20	995	4	99.5	.398	633	2,608	260.8	85	53	9	147	17-10	39-372
1967	5-5	10	520	1,680	168.0	132	50	13	923	6	92.3	.379	652	2,603	260.3	85	33	7	125	34-15	54-545
1968	3-5-2	10	555	1,976	197.6	182	60	17	826	3	82.6	.329	737	2,802	280.2	103	39	11	153	38-18	57-550
1969	1-9	10	528	1,789	178.9	162	58	24	866	6	86.6	.358	690	2,655	265.5	99	40	11	150	46-25	44-428
1970	6-4	10	374	1,228	128.8	415	213	26	2,721	22	272.1	.513	789	3,949	394.9	69	127	15	211	30-18	66-707
1971	8-3	11	483	1,484	134.9	356	152	24	2,606	18	236.9	.427	837	4,090	371.8	100	97	10	207	20-13	89-930
1972	8-3	11	488	1,191	108.3	282	138	26	1,847	12	167.9	.489	770	3,038	276.2	74	80	18	172	44-30	53-502
1973	2-9	11	453	1,415	128.6	320	128	31	2,154	18	195.8	.400	773	3,489	317.2	80	79	12	181	42-25	67-630
1974	5-6	11	545	2,217	201.5	266	124	20	1,920	11	174.5	.466	811	4,137	376.1	123	87	12	222	54-23	73-788
1975	6-5	11	530	1,711	155.5	241	94	8	1,236	7	191.6	.398	771	2,947	267.9	89	54	13	156	46-21	53-488
1976	5-6	11	585	2,568	233.5	196	87	11	1,181	6	107.4	.444	781	3,749	340.8	125	54	14	193	26-14	72-731
1977	10-2	11	580	2,428	220.7	212	120	7	1,637	11	148.8	.566	792	4,065	369.5	110	79	13	202	37-18	48-470
1978	7-4	11	571	2,376	216.0	213	106	13	1,404	11	127.6	.498	784	3,780	343.6	112	70	18	200	27-14	58-564
1979	10-2	11	547	2,289	208.1	237	130	9	1,479	8	134.5	.549	786	3,768	342.5	120	79	9	208	31-12	51-550
1980	9-3	11	473	1,895	172.3	305	176	11	2,311	16	210.1	.577	778	4,206	382.4	113	101	8	222	32-16	52-598
1981	10-2	11	524	1,835	166.8	255	123	11	1,320	10	120.0	.482	779	3,155	286.8	97	66	14	177	36-18	64-540
1982	10-2	11	568	2,081	189.2	317	175	14	2,029	18	184.5	.552	885	4,110	373.6	117	102	15	234	17-10	59-476
1983	8-4	11	498	2,117	192.5	325	217	8	2,248	11	204.4	.668	823	4,365	396.8	127	99	6	232	27-16	66-678
1984	11-1	11	511	1,961	178.3	268	141	11	1,645	9	149.5	.526	774	3,606	327.8	102	67	12	181	20-12	59-576
1985	7-5	11	453	1,600	145.5	336	196	17	1,993	9	181.2	.583	789	3,593	326.6	89	101	11	201	24-8	69-591
1986	8-3-1	11	508	2,079	189.0	295	172	16	2,124	22	193.1	.583	803	4,203	382.1	113	102	6	221	25-12	57-598
1987	7-4-1	11	497	2,217	201.5	314	158	16	2,057	11	187.0	.503	811	4,274	388.5	126	88	7	221	22-13	60-496
1988	6-5	11	452	1,769	160.8	303	153	12	1,833	11	166.6	.505	755	3,602	327.5	104	77	9	190	24-13	57-558
1989	8-4	11	405	1,383	125.7	377	214	19	2,626	16	238.7	.568	782	4,009	364.5	93	114	15	222	24-12	59-451
1990	10-2	11	519	2,715	246.8	260	123	8	1,784	15	162.2	.473	779	4,499	409.0	129	77	17	223	19-6	62-537
1991	12-0	11	524	2,551	231.9	337	203	12	2,640	26	240.0	.602	861	5,191	471.9	128	123	15	266	17-8	83-749
1992	9-3	11	478	2,139	194.5	331	185	7	2,125	11	193.2	.599	809	4,264	387.6	105	93	15	213	16-10	59-589
1993	7-4	11	497	2,134	194.0	321	168	15	1,883	10	171.2	.523	818	4,017	365.2	109	76	24	209	25-13	85-831
1994	7-4	11	477	2,020	183.6	295	161	14	1,943	13	176.6	.546	772	3,963	360.3	106	97	16	219	27-12	69-638
1995	7-4-1	11	438	1,809	164.5	299	189	6	2,550	13	231.8	.632	737	4,359	396.3	84	115	9	208	21-9	80-746
1996	9-3	11	538	2,408	218.9	290	145	6	2,119	16	192.6	.500	828	4,527	411.5	124	87	16	227	25-11	79-687
1997	8-4	11	415	1,774	161.3	308	183	11	2,790	26	253.6	.594	723	4,564	414.9	91	100	19	210	13-7	86-772
1998	6-6	11	400	1,501	136.5	401	209	18	2,411	17	219.2	.521	801	3,912	355.6	83	99	28	210	17-8	93-863
1999	7-5	11	491	2,087	189.7	301	172	12	2,276	13	206.9	.571	792	4,363	396.6	109	114	11	234	23-15	89-750
2000	11-1	11	487	2,329	211.7	325	171	11	2,158	14	196.2	.526	812	4,487							

WASHINGTON STATISTICAL TRENDS

Year	UW		Interceptions		-----Punting-----				---Punt Returns---			--Kickoff Returns--			-----Scoring-----				
	Record	*Games	No.	Yards	No.	Yds.	BK	Avg.	No	Yds	Avg.	No	Yds	Avg.	TD	PAT-M	FGA	FGM	Points
1937	7-2-2	9	19	—	83	2,820	4	33.8	—	—	—	—	—	—	—	—	3	1	—
1938	3-5-1	9	8	—	86	3,367	2	39.2	105	520	4.9	26	506	19.4	10	10-5	2	1	68
1939	4-5	9	9	42	76	2,993	6	39.3	40	400	10.0	23	445	18.0	11	11-6	1	1	77
1940	7-2	9	21	257	87	3,402	1	39.1	48	629	13.1	17	469	27.6	24	24-19	—	2	169
1941	5-4	9	23	185	85	2,817	3	33.1	44	526	12.0	14	278	19.9	17	17-14	—	—	120
1942	4-3-3	10	22	209	81	3,008	0	37.1	45	381	8.5	19	382	20.1	16	16-12	—	1	113
1943	4-1	4	17	257	22	700	1	31.8	24	356	14.8	10	221	22.1	22	22-18	—	—	150
1944	5-3	8	—	—	33	1,088	1	33.0	—	—	—	—	—	—	45	45-23	—	—	293
1945	6-3	9	19	149	67	2,213	—	33.0	—	—	—	—	—	—	14	14-7	—	—	91
1946	5-4	9	23	165	63	2,134	—	33.9	26	209	8.0	28	513	18.3	21	21-15	1	1	144
1947	3-6	9	20	—	—	—	—	—	—	—	—	—	—	—	15	15-8	—	—	98
1948	2-7-1	10	13	201	64	2,086	1	32.6	23	234	10.2	39	762	19.5	13	13-11	—	—	89
1949	3-7	10	12	125	46	1,604	2	34.8	25	331	13.2	47	773	16.5	24	24-20	—	1	167
1950	8-2	10	18	272	46	1,560	0	33.9	24	187	7.8	29	532	18.3	39	39-31	0	0	265
1951	3-6-1	10	23	249	47	1,633	0	34.8	36	458	12.7	39	765	19.6	41	41-27	0	0	275
1952	7-3	10	20	313	50	1,791	0	35.8	28	175	6.3	39	703	18.0	36	36-27	—	1	248
1953	3-6-1	10	16	169	64	2,102	6	32.9	25	154	6.2	40	653	16.3	23	23-16	—	—	154
1954	2-8	10	14	159	49	1,717	1	35.0	14	119	8.5	38	555	14.6	11	11-9	2	1	78
1955	5-4-1	10	14	225	49	1,569	1	32.0	28	257	9.2	21	323	15.4	20	20-15	2	2	141
1956	5-5	10	13	176	45	1,564	1	34.8	33	344	10.4	39	724	18.6	34	34-25	2	1	232
1957	3-6-1	10	13	83	59	2,059	2	34.9	24	198	8.3	41	788	19.2	18	18-12	1	0	120
1958	3-7	10	15	196	67	2,429	1	36.3	32	219	6.8	28	565	20.2	15	13-9	4	1	102
1959	10-1	10	27	215	60	2,385	0	39.8	36	313	8.7	14	337	24.1	29	26-19	7	4	209
1960	10-1	10	21	209	41	1,509	0	36.8	27	383	14.2	17	449	26.4	35	NA-27	7	4	255
1961	5-4-1	10	21	157	52	1,752	1	33.7	17	179	10.5	20	488	24.4	17	NA-3	5	2	119
1962	7-1-2	10	20	153	45	1,674	0	37.2	35	431	12.3	15	321	21.4	29	NA-26	7	2	208
1963	6-5	10	16	99	45	1,672	0	37.2	22	243	11.1	30	727	24.2	25	NA-16	7	2	176
1964	6-4	10	17	114	47	1,820	0	38.7	35	372	10.6	27	420	15.6	19	NA-13	13	2	139
1965	5-5	10	14	114	46	1,746	0	38.0	20	260	13.0	38	777	20.5	29	NA-20	3	1	205
1966	6-4	10	16	280	51	2,079	0	40.7	26	230	8.8	29	683	23.6	21	NA-15	—	10	171
1967	5-5	10	12	115	70	2,595	0	37.1	43	338	7.9	25	480	19.2	15	NA-14	17	10	136
1968	3-5-2	10	30	478	68	2,536	1	37.3	27	333	12.3	33	770	23.3	21	20-18	12	2	154
1969	1-9	10	16	—	60	2,163	1	36.1	27	221	8.2	49	878	17.9	16	14-13	5	1	116
1970	6-4	10	23	—	55	2,115	0	38.5	32	310	9.7	41	889	21.7	45	37-36	9	6	334
1971	8-3	11	21	—	69	2,615	0	37.9	45	717	15.9	40	686	17.2	49	46-41	13	6	357
1972	8-3	11	27	334	69	2,658	0	38.5	39	410	10.5	36	701	19.5	28	26-23	8	5	208
1973	2-9	11	19	129	69	2,964	0	43.0	33	175	5.3	66	1,083	16.4	31	26-24	8	2	218
1974	5-6	11	16	201	57	2,407	—	42.2	40	305	7.6	47	851	18.1	35	30-29	15	7	272
1975	6-5	11	15	261	76	2,981	0	39.2	28	179	6.4	37	695	16.8	25	22-21	12	7	196
1976	5-6	11	11	98	55	2,086	2	37.9	33	245	7.4	30	650	21.7	30	28-27	16	8	237
1977	10-2	11	16	169	62	2,194	1	35.4	33	279	8.5	38	817	21.5	39	37-37	22	14	317
1978	7-4	11	17	201	62	2,171	2	35.0	34	231	6.8	28	503	18.0	33	33-33	22	13	270
1979	10-2	11	15	184	52	2,105	0	40.5	32	318	9.9	26	676	26.0	39	38-38	16	11	307
1980	9-3	11	16	140	53	2,008	0	37.9	32	462	14.4	26	600	23.1	39	36-33	26	18	327
1981	10-2	11	17	158	70	2,690	1	38.4	42	382	9.1	27	510	18.8	29	29-29	20	16	253
1982	10-2	11	20	99	68	2,739	3	40.3	31	240	7.7	23	472	20.5	37	34-34	26	25	333
1983	8-4	11	14	—	51	1,865	0	36.6	41	311	7.6	17	256	15.1	31	28-27	26	20	275
1984	11-1	11	27	298	69	2,733	0	39.6	32	364	11.4	19	315	16.6	37	33-30	28	22	384
1985	7-5	11	17	133	63	2,295	2	36.4	38	223	5.9	29	609	21.0	22	19-19	24	21	218
1986	8-3-1	11	17	200	47	1,938	0	41.2	43	434	10.1	30	699	23.3	46	44-43	21	17	372
1987	7-4-1	11	19	170	55	1,844	3	33.5	32	258	8.1	45	814	18.1	34	30-30	18	11	271
1988	6-5	11	12	173	69	2,374	1	34.4	41	295	7.2	46	881	19.2	32	30-30	15	10	254
1989	8-4	11	15	284	53	2,024	0	38.2	26	159	6.1	41	774	18.9	36	30-28	17	14	298
1990	10-2	11	20	216	69	2,748	2	39.8	39	583	14.9	24	415	17.3	51	48-48	16	10	394
1991	12-0	11	21	308	48	1,878	1	39.1	47	370	7.9	24	379	15.8	63	58-51	16	8	461
1992	9-3	11	14	157	70	2,673	0	38.2	29	332	11.4	22	352	16.0	39	36-36	13	10	306
1993	7-4	11	22	75	57	2,260	0	39.6	35	185	5.3	30	598	19.9	34	30-28	24	16	288
1994	7-4	11	13	236	50	1,860	0	37.2	30	157	5.2	34	679	20.0	35	28-25	25	18	295
1995	7-4-1	11	16	107	59	2,240	1	38.4	21	195	9.3	39	675	17.3	38	30-26	20	10	294
1996	9-3	11	10	63	61	2,188	1	35.9	29	389	13.4	38	822	21.6	50	45-40	16	8	370
1997	8-4	11	11	170	59	2,256	2	38.2	35	365	10.4	27	626	23.2	49	46-42	16	9	369
1998	6-6	12	5	18	72	2,703	2	37.5	49	424	8.7	43	1,115	25.9	38	43-28	16	11	278
1999	7-5	11	14	184	52	2,040	1	39.2	31	220	7.1	38	679	17.9	39	39-35	18	13	311
2000	11-1	11	6	49	56	2,098	0	38.1	31	227	7.3	37	783	21.2	46	46-40	17	12	353
2001	8-4	11	9	53	57	2,176	5	38.2	17	240	14.1	34	801	23.6	39	38-34	22	14	310
2002	7-6	13	16	145	58	2,194	0	38.5	20	148	7.4	39	726	18.6	48	44-42	34	22	398
2003	6-6	12	16	143	72	2,972	0	38.6	34	371	10.9	48	878	18.3	41	37-34	17	10	312
2004	1-10	11	10	81	68	2,716	5	39.9	33	237	7.2	44	822	18.7	28	16-14	17	10	154
2005	2-9	11	9	167	53	2,187	2	41.3	18	110	6.1	41	835	20.4	29	29-29	15	11	237
2006	5-7	12	10	173	74	3,120	2	42.2	37	242	6.5	41	792	19.3	33	33-33	12	10	262
2007	4-9	13	11	97	73	2,924	2	40.1	23	254	11.0	74	1,546	20.9	48	45-46	21	15	380
2008	0-12	12	7	55	65	2,489	0	38.3	11	52	4.7	67	1,253	18.7	19	18-19	17	9	159
2009	5-7	12	8	169	53	2,112	1	39.8	11	104	9.5	63	1,173	18.6	37	35-35	21	18	313
2010	7-6	13	12	51	76	3,321	0	43.7	26	128	4.9	55	1,148	20.9	35	33-33	20	13	284
2011	7-6	13	10	51	52	2,261	2	43.5	21	194	9.2	75	1,751	23.3	57	57-57	16	11	434
2012	7-6	13	17																

WASHINGTON STATISTICAL TRENDS — OPPONENT

Year	UW			-----Rushing-----			-----Passing-----						-----Total Offense----			-----First Downs-----			Fumbles		
	Record	*G	No.	Yards	Avg.	Att	Com	Int	Yards	TD	Avg.	Pct	Plays	Yards	Avg.	R	Pa	Pn	Tot	No.-Loss	Pen-Yds
1937	7-2-2	10	—	504	50.4	158	48	19	662	—	66.2	.304	—	1,166	116.6	—	—	—	72	41-14	26-195
1938	3-5-1	9	389	1,010	112.2	121	36	8	448	—	49.9	.298	510	1,459	162.1	—	—	—	77	18-8	26-222
1939	4-5	9	361	957	106.3	137	63	9	877	—	97.4	.460	498	1,834	203.8	—	—	—	82	23-11	26-170
1940	7-2	9	368	1,064	118.2	141	43	21	547	—	60.8	.305	509	1,611	179.0	—	—	—	79	NA-11	28-252
1941	5-4	9	353	1,117	124.1	136	49	23	708	—	78.7	.360	489	1,825	202.8	—	—	—	81	NA-12	28-234
1942	4-3-3	10	408	1,047	104.7	129	41	22	556	—	55.6	.198	537	1,603	160.3	—	—	—	—	—	—
1943#	4-1	4	177	366	73.2	139	59	17	748	—	149.6	.424	316	1,114	222.8	—	—	—	—	—	—
1944	5-3	8	441	1,141	142.6	165	61	27	790	—	98.8	.370	606	1,931	241.4	—	—	—	96	19-15	25-215
1945	6-3	9	—	1,021	113.4	153	58	19	628	3	69.8	.379	—	1,649	183.2	—	—	—	81	26-16	NA-320
1946	5-4	9	375	1,360	151.1	138	46	23	653	7	72.6	.333	513	2,013	223.7	—	—	—	87	18-11	39-317
1947	3-6	9	—	1,477	164.1	144	63	20	756	—	84.0	.438	—	2,233	248.1	—	—	—	112	28-NA	NA-397
1948	2-7-1	10	457	2,055	205.5	152	67	13	1,123	9	112.3	.441	609	3,178	317.8	—	—	—	128	24-NA	NA-448
1949	3-7	10	490	2,167	216.7	160	82	12	1,196	13	119.6	.513	650	3,363	336.3	—	—	—	148	—	—
1950	8-2	10	447	1,729	174.8	201	93	19	1,293	5	129.3	.463	648	3,022	302.2	85	39	7	131	—	—
1951	3-6-1	10	518	2,029	202.9	187	78	23	1,130	7	113.0	.415	705	3,159	315.9	98	40	4	142	—	—
1952	7-3	10	451	1,389	138.9	202	94	20	1,419	13	141.9	.465	653	2,808	280.8	73	60	5	138	24-21	—
1953	3-6-1	10	422	1,578	157.8	170	78	16	1,183	12	118.3	.458	592	2,761	276.1	81	45	6	132	40-14	64-493
1954	2-8	10	489	1,984	198.4	183	90	14	1,245	8	124.5	.492	672	3,229	322.9	110	51	1	162	29-21	59-590
1955	5-4-1	10	484	1,522	152.2	119	55	14	600	3	60.0	.462	603	2,122	212.2	92	29	5	126	43-21	42-400
1956	5-5	10	464	1,769	176.9	184	91	12	1,135	10	113.5	.495	648	2,904	290.4	103	56	4	163	28-17	63-611
1957	3-6-1	10	521	2,099	209.9	165	85	12	1,228	8	122.8	.515	686	3,327	332.7	120	50	5	175	26-14	54-523
1958	3-7	10	497	1,734	173.4	207	105	14	1,218	11	121.8	.507	704	2,952	295.2	102	61	6	169	—	—
1959	10-1	10	441	1,418	141.8	181	66	27	747	1	74.7	.364	622	2,165	216.5	80	37	5	122	37-17	38-392
1960	10-1	10	363	1,117	111.7	259	122	21	1,577	7	157.7	.471	622	2,694	269.4	54	73	9	136	22-10	43-428
1961	5-4-1	10	478	1,497	149.7	170	74	20	1,107	5	110.7	.435	648	2,604	260.4	76	54	9	139	25-10	45-418
1962	7-1-2	10	425	1,174	117.4	192	84	20	1,211	7	121.1	.438	617	2,385	238.5	66	59	5	130	25-11	36-381
1963	6-5	10	397	1,336	133.6	227	117	16	1,296	11	129.6	.515	624	2,632	263.2	76	72	7	155	21-11	24-259
1964	6-4	10	346	644	64.4	256	130	17	1,696	10	169.6	.508	602	2,340	234.0	42	67	5	114	25-14	46-398
1965	5-5	10	468	1,756	175.6	191	106	14	1,258	9	125.8	.555	659	3,014	301.4	94	63	11	168	32-19	49-408
1966	6-4	10	489	1,547	154.7	215	106	15	1,275	9	127.5	.493	704	2,822	282.2	103	63	8	174	19-13	39-396
1967	5-5	10	473	1,365	136.5	239	112	12	1,412	9	141.2	.469	712	2,777	277.7	74	67	13	154	29-21	47-421
1968	3-5-2	10	526	1,416	141.6	203	90	30	1,321	8	131.2	.443	729	2,737	273.7	88	56	4	148	28-14	41-498
1969	1-9	10	567	2,230	223.0	230	126	16	1,820	12	182.0	.548	798	4,150	415.0	132	82	6	220	34-17	57-576
1970	6-4	10	476	1,468	146.8	334	150	23	1,888	12	188.8	.449	810	3,356	335.6	92	88	18	198	43-22	64-678
1971	8-3	11	485	1,350	122.7	280	108	21	1,404	6	127.6	.386	765	2,754	250.4	82	58	23	163	44-21	53-487
1972	8-3	11	534	1,679	152.6	220	123	27	1,536	5	139.6	.456	801	3,215	292.3	91	71	13	173	37-18	64-725
1973	2-9	11	630	2,587	235.2	228	117	19	1,813	12	164.8	.513	858	4,400	400.0	133	74	19	226	43-18	70-692
1974	5-6	11	562	1,976	179.6	208	100	16	1,573	12	143.0	.481	770	3,549	322.6	96	68	21	185	41-22	64-614
1975	6-5	11	639	2,836	257.8	187	84	15	979	6	89.0	.440	826	3,815	346.8	152	48	15	215	34-19	69-588
1976	5-6	11	518	1,864	169.5	240	125	11	1,640	10	149.1	.521	758	3,504	318.5	109	81	19	209	30-18	69-658
1977	10-2	11	511	1,634	148.5	279	135	16	1,640	10	149.2	.484	790	3,274	297.6	95	76	8	179	32-18	59-565
1978	7-4	11	548	1,776	161.5	248	112	17	1,370	8	124.6	.452	796	3,146	286.0	104	62	12	178	36-20	69-719
1979	10-2	11	521	1,735	157.7	222	104	14	1,279	8	116.3	.468	743	3,014	274.0	109	57	11	177	30-13	53-490
1980	9-3	11	531	1,811	164.6	285	145	16	1,938	9	176.2	.509	816	3,749	340.8	107	87	13	207	51-24	53-519
1981	10-2	11	495	1,381	125.5	307	145	17	1,790	9	162.7	.472	802	3,171	288.2	91	77	15	183	37-20	68-611
1982	10-2	11	455	1,391	126.5	292	147	20	1,800	12	163.6	.503	747	3,191	290.1	89	72	4	165	36-22	75-627
1983	8-4	11	450	1,351	122.8	329	171	13	2,064	7	187.6	.520	777	3,415	310.5	87	96	12	195	28-15	62-514
1984	11-1	11	464	1,393	126.6	333	140	27	1,656	6	150.5	.420	797	3,049	277.2	80	78	20	178	37-24	64-516
1985	7-5	11	488	1,855	168.6	326	175	17	2,017	11	183.4	.537	814	3,872	352.0	111	102	15	228	23-12	68-526
1986	8-3-1	11	400	978	88.9	328	165	17	2,004	9	182.2	.503	728	2,982	271.1	65	88	16	169	26-18	51-419
1987	7-4-1	11	460	1,657	150.6	280	142	19	2,002	9	182.0	.507	740	3,659	332.6	80	87	13	180	24-9	64-508
1988	6-5	11	515	2,211	201.0	279	136	12	1,580	11	143.6	.487	794	3,791	344.6	110	77	13	200	33-17	68-540
1989	8-4	11	455	1,514	137.6	341	180	15	2,381	13	216.5	.528	796	3,895	354.1	95	105	8	208	24-11	63-513
1990	10-2	11	392	735	66.8	361	176	20	2,446	6	222.4	.488	753	3,181	289.2	60	106	14	180	30-17	81-618
1991	12-0	11	390	738	67.1	340	156	21	1,870	6	170.0	.459	730	2,608	237.1	57	80	13	150	33-18	76-581
1992	9-3	11	449	1,592	144.7	277	131	14	1,818	8	165.3	.473	726	3,410	310.0	76	73	15	164	32-13	101-697
1993	7-4	11	442	1,322	120.2	317	164	22	2,119	12	192.6	.517	759	3,441	312.8	82	90	22	194	23-14	101-786
1994	7-4	11	443	1,446	131.5	319	169	13	2,233	10	203.3	.530	762	3,679	334.5	91	103	16	210	22-13	78-629
1995	7-4-1	11	446	1,627	147.9	351	197	16	2,594	15	235.8	.561	797	4,221	383.7	95	113	12	220	18-12	80-610
1996	9-3	11	389	1,133	103.0	326	166	10	2,396	14	217.8	.509	715	3,529	320.8	69	101	19	189	28-15	99-761
1997	8-4	11	427	1,307	118.8	339	176	11	2,446	14	222.4	.519	766	3,753	341.2	82	100	17	199	20-9	109-838
1998	6-6	11	419	1,443	131.2	350	187	5	2,984	14	271.3	.534	769	4,427	402.5	82	111	18	211	27-15	127-1095
1999	7-5	11	387	1,548	140.7	378	205	14	2,735	12	248.6	.542	765	4,283	389.4	87	117	20	224	18-12	89-674
2000	11-1	11	407	1,926	141.5	346	164	6	2,287	12	207.9										

WASHINGTON STATISTICAL TRENDS — OPPONENT

Year	UW		Interceptions			Punting			Punt Returns			Kickoff Returns			Scoring			Points	
	Record	*Games	Int.	Yards	No.	Yds.	BK	Avg.	No	Yds	Avg.	No	Yds	Avg.	TD	PAT-M	FGA		FGM
1937	7-2-2	9	13	—	96	3,511	2	36.6	—	—	—	—	—	—	—	—	3	0	—
1938	3-5-1	9	24	—	105	3,992	1	37.0	86	555	6.4	17	344	20.2	12	12-5	4	2	83
1939	4-5	9	18	145	80	3,135	0	39.2	32	367	11.5	17	276	16.2	12	12-8	3	3	93
1940	7-2	9	20	248	85	3,355	0	39.5	42	314	7.5	28	653	23.3	7	7-5	—	1	54
1941	5-4	9	16	206	77	2,913	0	37.8	39	365	9.4	21	423	20.1	14	14-8	—	—	94
1942	4-3-3	10	12	171	85	3,057	1	36.0	44	352	8.0	23	463	20.1	9	9-6	—	—	60
1943	4-1	4	4	60	37	1,284	2	34.7	13	109	8.4	26	329	12.6	9	9-5	—	—	60
1944	5-3	8	—	—	33	1,017	3	30.8	—	—	—	—	—	—	20	20-12	—	—	132
1945	6-3	9	19	—	67	2,460	—	36.7	—	—	—	—	—	—	8	8-6	—	—	54
1946	5-4	9	17	202	58	1,963	—	33.8	29	377	13.0	31	662	21.4	21	21-12	—	1	140
1947	3-6	9	14	—	—	—	—	—	—	—	—	—	—	—	15	15-9	—	—	99
1948	2-7-1	10	11	89	49	1,786	0	36.5	29	341	11.8	23	387	16.8	28	28-18	—	3	189
1949	3-7	10	18	208	54	2,055	1	38.1	25	326	13.0	32	461	14.4	42	42-33	—	—	285
1950	8-2	10	12	105	58	2,141	0	36.9	24	138	5.6	43	752	17.5	20	20-13	1	0	133
1951	3-6-1	10	21	264	63	2,259	1	35.9	21	152	7.2	49	845	17.2	32	32-23	1	1	218
1952	7-3	10	21	292	58	1,947	1	33.6	29	186	6.4	45	833	18.5	30	30-21	—	—	208
1953	3-6-1	10	19	223	60	2,109	1	35.2	40	480	12.0	32	671	21.0	33	33-17	3	0	217
1954	2-8	10	16	152	34	1,140	0	33.5	28	278	9.9	21	468	22.3	32	32-23	1	0	215
1955	5-4-1	10	7	126	54	1,860	0	34.4	27	145	5.4	34	580	17.1	13	13-10	4	1	93
1956	5-5	10	8	128	54	1,919	0	35.5	23	101	4.4	41	776	18.9	30	30-20	2	2	206
1957	3-6-1	10	8	96	44	1,692	0	38.5	36	397	11.0	23	439	19.1	32	32-20	1	0	212
1958	3-7	10	20	207	64	2,180	0	34.1	33	106	3.2	22	503	22.9	22	11-10	1	0	146
1959	10-1	10	7	208	62	2,333	1	37.6	33	97	2.9	38	737	19.4	10	3-1	0	0	65
1960	10-1	10	10	110	58	2,064	1	35.6	24	90	3.8	43	784	18.2	14	NA-5	7	3	100
1961	5-4-1	10	14	94	55	1,788	0	32.5	24	158	6.6	25	413	16.5	12	NA-9	9	5	98
1962	7-1-2	10	10	68	65	2,318	0	35.5	18	41	2.3	34	673	19.8	12	NA-8	2	0	83
1963	6-5	10	4	71	49	1,681	1	34.3	18	55	3.1	23	447	19.4	17	NA-9	9	3	124
1964	6-4	10	9	126	62	2,282	1	36.8	11	30	2.7	23	389	16.9	15	NA-11	3	3	110
1965	5-5	10	10	105	52	1,971	2	37.9	17	132	7.8	36	626	17.4	25	NA-19	6	4	185
1966	6-4	10	20	—	—	—	—	—	27	198	7.3	31	582	18.7	18	NA-16	—	5	141
1967	5-5	10	13	160	72	2,771	0	38.4	36	335	9.3	27	476	17.6	18	NA-14	8	2	130
1968	3-5-2	10	17	—	—	—	—	—	26	211	8.1	24	424	17.7	24	24-24	4	3	177
1969	1-9	10	24	—	—	—	—	—	24	166	6.9	24	453	18.9	37	33-28	13	11	304
1970	6-4	10	26	—	—	—	—	—	19	172	9.1	58	1,121	19.3	30	23-19	10	3	216
1971	8-3	11	24	—	—	—	—	—	29	204	7.0	63	1,126	17.9	23	20-18	17	10	188
1972	8-3	11	26	—	—	—	—	—	35	357	9.9	39	832	21.3	25	22-22	23	10	204
1973	2-9	11	31	—	—	—	—	—	34	454	13.4	39	756	19.4	49	48-45	18	11	376
1974	5-6	11	20	—	66	2,585	—	39.2	29	222	7.7	45	897	19.9	38	37-36	14	7	285
1975	6-5	11	8	63	49	1,814	3	37.0	29	280	9.7	32	654	20.4	34	32-31	10	5	250
1976	5-6	11	11	98	67	2,509	3	37.4	24	146	6.1	46	856	18.6	28	21-19	10	6	207
1977	10-2	11	7	—	68	2,432	2	35.8	24	107	4.5	54	1,054	19.5	18	16-16	25	16	174
1978	7-4	11	14	—	76	2,780	2	36.6	19	75	3.9	38	737	19.4	21	20-19	6	2	155
1979	10-2	11	10	106	71	2,529	3	35.6	24	170	7.1	42	803	19.1	19	17-14	12	5	147
1980	9-3	11	11	—	63	2,425	0	38.5	27	157	5.8	50	878	17.6	22	19-18	12	7	175
1981	10-2	11	11	54	81	2,985	5	36.6	20	167	8.4	34	611	18.0	20	14-14	19	11	171
1982	10-2	11	14	—	72	2,676	4	37.2	27	323	12.0	41	728	17.6	21	19-18	12	9	173
1983	8-4	11	8	55	70	2,820	—	40.3	14	171	12.2	22	438	19.9	19	16-15	19	12	165
1984	11-1	11	11	224	68	2,538	3	37.3	33	235	7.1	36	651	18.1	15	10-7	17	9	128
1985	7-5	11	17	190	56	2,097	0	37.4	19	187	9.8	15	279	18.6	25	23-23	18	11	208
1986	8-3-1	11	16	—	65	2,571	2	39.6	21	189	9.0	61	1,147	18.8	20	17-17	20	10	169
1987	7-4-1	11	16	151	59	2,135	3	36.2	21	209	10.0	34	664	19.5	28	23-20	24	16	242
1988	6-5	11	12	25	65	2,610	0	40.2	30	138	4.6	52	1,040	20.0	26	22-20	25	15	223
1989	8-4	11	19	152	59	2,134	4	36.2	22	110	5.0	58	1,109	19.1	26	24-22	21	12	218
1990	10-2	11	8	45	82	3,220	2	39.3	38	345	9.1	53	1,050	19.8	18	16-14	14	8	150
1991	12-0	11	12	66	87	3,285	3	37.8	17	137	8.1	70	1,082	15.5	12	10-10	9	5	101
1992	9-3	11	7	51	79	3,277	1	41.5	27	173	6.4	43	813	18.9	18	16-14	13	8	148
1993	7-4	11	15	95	68	2,639	2	38.8	21	179	8.5	45	625	13.9	23	21-20	16	12	198
1994	7-4	11	14	252	55	2,109	1	38.3	17	112	6.6	34	727	21.4	28	22-22	17	11	233
1995	7-4-1	11	6	106	55	2,034	0	37.0	23	149	6.5	32	634	19.8	29	23-22	16	12	242
1996	9-3	11	6	55	67	2,752	0	41.1	15	186	12.4	48	724	15.1	28	27-26	15	9	221
1997	8-4	11	11	50	68	2,791	1	41.0	28	225	8.0	51	924	18.1	30	30-29	18	9	236
1998	6-6	11	18	202	70	2,784	1	39.8	37	354	9.6	39	757	19.4	39	35-30	21	10	298
1999	7-5	11	12	150	54	2,042	1	37.8	26	200	7.7	40	833	20.8	33	33-31	24	15	278
2000	11-1	11	11	112	71	2,703	3	38.1	33	234	7.1	47	952	20.3	31	31-25	20	10	246
2001	8-4	11	16	274	57	2,315	0	40.6	28	270	9.6	34	693	20.4	43	39-39	12	6	323
2002	7-6	13	14	208	69	2,759	1	40.0	24	218	9.1	38	851	22.4	41	40-39	27	19	342
2003	6-6	12	14	200	75	3,015	0	40.2	36	193	5.4	37	645	17.4	40	36-35	21	13	316
2004	1-10	11	24	380	61	2,429	1	39.8	33	237	7.2	26	542	20.8	43	43-31	16	11	334
2005	2-9	11	8	145	44	1,666	1	37.9	22	279	12.7	28	771	27.5	41	37-40	18	22	337
2006	5-7	12	16	236	63	2,477	2	39.3	22	328	14.9	32	619	19.3	34	30-33	25	30	311
2007	4-9	13	15	199	61	2,502	1	41.0	23	159	6.9	70	1,723	24.6	49	43-47	24	33	411
2008	0-12	12	15	169	37	1,402	1	37.9	26	352	13.5	27	534	19.8	59	56-59	17	19	463
2009	5-7	12	11	72	42	1,700	0	40.5	18	139	7.7	58	1,198	20.7	36	34-34	25	22	320
2010	7-6	13	9	61	63	2,647	0	42.0	36	364	10.1	54	1,301	24.1	49	45-46	19	12	381
2011	7-6	13	13	322	45	1,859	1	41.3	17	87	5.1	69	1,634	23.7	58	53-55	22	20	467
2012	7-6	13	14	262	57	2,252	0	36.8	20	128	6.4	49	1,083	22.1	38	31-33	17	21	31

WASHINGTON HUSKY ALL-AMERICANS

Washington's Consensus All-Americans

Washington has had 20 players recognized as consensus All-Americans (i.e. the players who were accorded a majority of votes at their respective positions by the selectors). Currently, to be named a unanimous All-American a player must be a first-team selection by the following parties: Associated Press, Football Coaches, Football Writers, Football News, The Sporting News and the Walter Camp Football Foundation.

1925 – George Wilson, B	1986 – Jeff Jaeger, PK
1928 – Chuck Carroll, B	1986 – Reggie Rogers, DL
1936 – Max Starcevich, G	1991 – Steve Emtman, DL *
1940 – Rudy Mucha, C	1991 – Mario Bailey, WR
1941 – Ray Frankowski, G	1992 – Lincoln Kennedy, OL *
1963 – Rick Redman, G	1995 – Lawyer Milloy, DB *
1964 – Rick Redman, G	1996 – Benji Olson, OL
1966 – Tom Greenlee, DT	1997 – Olin Kreutz, OL
1968 – Al Worley, DB	2014 – Hau'oli Kikaha, LB*
1982 – Chuck Nelson, PK *	2016 – Budda Baker, DB
1984 – Ron Holmes, DL	*Unanimous selection

1910	WCF							
Polly Grimm, t	3							
1916	PP	WCF						
Louis Seagraves, e	1	3						
1919	WCF							
Bill Grimm, t	2							
1923	AP							
George Wilson, hb	HM							
Elmer Tesreau	HM							
1924	AP							
George Wilson, hb	2							
1925	AP	COL	AA	INS	FW			
*George Wilson, hb	1	1	1	1	1			
1928	AP	UP	RWJ	AA				
*Chuck Carroll, hb	1	1	1	1				
1929	UP							
Merle Hufford, hb	1							
1930	AP	UP	PW					
Paul Schweger, t	1	1	1					
1931	AP	COL						
Paul Schweger, t	1	1						
1932	COL	LIB						
Dave Nisbet, e	1	1						
1933	AA	LIB						
Bill Smith, e	1	1						
1936	AP	AA	COL	INS	UP	LIB		
Jim Cain, hb						1		
*Max Starcevich, g	1	1	1	1	1			
Vic Markov, t	HM							
1937	AP	WCF	LIB	INS	COL			
Vic Markov, t	2	1	1	1	1			
1938	PW							
Bud Ericksen, c	HM							
1940	AA	COL	UP	NEA	NW	LIB	TSN	
Jay MacDowell, e				1		1		
Ray Frankowski, g								
*Rudy Mucha, c	1	1	1		1		1	
1941	AA	COL	UP	NEA	NW	LIB	TSN	
*Ray Frankowski, g	1		1	1	1			
1946	AP							
Dick Hagen, e	2							

1948	AP	UPI							
Mike Scanlan	HM								
Alf Hemsted, g	HM	HM							
1949	AP								
Joe Clويد, e	HM								
1950	AP	FW							
Dick Sprague, db		1							
Don Heinrich, qb	1								
1951	AP	NEA	UPI						
Hugh McElhenny, fb	1	1	3						
1952	AP	UPI							
Don Heinrich, qb	1	3							
1953	AP	UPI	FW						
Milt Bohart, g	2	2	1						
1957	UPI	FC	HP						
Jim Jones, fb	HM	HM	2						
Dick Day, t	HM								
Marv Bergmann, c	HM								
1959	AP	UPI	HP						
Bob Schloretd, qb	1		2						
Chuck Allen, g	HM	HM							
Kurt Gegner, t	HM	HM							
Roy McKasson, c	HM								
1960		AP	FW	FC	NEA	ABC			
Roy McKasson, c		1	1	1	1	1			
Kurt Gegner, t									1
1961		UPI	ABC						
John Meyers, e		HM							
Charlie Mitchell, hb		HM	2						
Jim Skaggs, c		HM							
1962		AP	UPI	FC	PB				
Rick Redman, lb/g		HM	HM						
Lee Bernhardt, fb		HM							
Charlie Mitchell, hb		HM	HM		1				
Ray Mansfield, c		3	HM	2					
Junior Coffey, fb		HM	HM						
Rod Scheyer, t		HM	HM						
1963		AP	UPI	FW	FC	NEA	CBS		
Rick Redman, lb/g		3	1	1	1	1	1		
Mike Briggs, t		HM	HM						
Junior Coffey, fb		HM	HM				2		
Bill Douglas, qb							3		
Dave Kopay, hb		HM							
Jim Norton, dt			HM						
1964		AP	UPI	FW	FC	NEA	NBC	HF	CP
Rick Redman, lb/g		HM	1	1	1	3		1	1
Junior Coffey, fb			HM				1		
Jim Norton, dt		HM	HM						
1965		AP	UPI						
Dave Williams, e		2	HM						
Fred Forsberg, dt		HM	HM						
Tom Greenlee, db		HM							
1966		AP	UPI	FC	FD				
*Tom Greenlee, db		1	1	1	1				
Mike Ryan, og		HM							
Bob Pederson, db		HM	HM						
Steve Thompson, dt		HM							
George Jugum, lb		HM							
Dave Williams, e		HM							
1968		AP	UPI	FC	FN	SN	CP		
*Al Worley, db		1	1	1	1	2	1		

1969	AP									
Lee Brock, de	HM									
1970	AP	UPI								
Ernie Janet, og	HM	HM								
Tom Failla, dt	HM									
Bruce Jarvis, c	HM									
Bo Cornell, fb	HM									
1971	AP	UPI	PW							
Tom Scott, se	HM									
Calvin Jones, db		HM								
Gordy Guinn, lb	HM									
Sonny Sixkiller, qb		HM								
Jim Kreig, fl						1				
1972	AP	UPI								
Calvin Jones, cb	1	2								
Gordy Guinn, dt	HM									
Bill Cahill, db		HM								
1973	AP									
Dave Pear, dt	HM									
1974	SN									
Skip Boyd, p	1									
1975	AP	UPI								
Al Bureson, db	HM	HM								
Ray Pinney, c	HM	HM								
1976	AP									
Charles Jackson, ng	HM									
1977	AP	FN								
Blair Bush, c	2									
Michael Jackson, ilb		3								
Nesby Glasgow, cb	HM									
1978	AP	UPI	SN	FN						
Jeff Toews, ot	2	2	1	2						
Michael Jackson, ilb	2	2	HM							
Nesby Glasgow, cb	3	HM	HM	3						
Doug Martin, dt	HM	HM	HM	2						
Kyle Heinrich, ws	HM	HM								
Spider Gaines, se		HM	HM							
1979	AP	UPI	NEA	SP	SN	PB				
Doug Martin, dt	2	2	2	HM		1				
Bruce Harrell, ilb			HM							
Mark Lee, cb	HM	HM	2							
Tom Turnure, c	HM									
Joe Steele, tb	HM									
Antowaine Richardson, olb	HM									
Mike Lansford, pk					HM					
1980	AP	UPI								
Mark Jerue, ng		HM								
Rusty Olsen, dt	HM									
Mark Stewart, olb	HM									
Randy Van Divier, ot	HM									
Tom Flick, qb	HM									
Toussaint Tyler, fb	HM	HM								
1981	AP	UPI	NEA	FN	SN	PFW				
Ray Horton, cb	HM		1							
Fletcher Jenkins, dt	2	HM	2	3	HM					
Mark Jerue, ilb	HM									
Chuck Nelson, pk	HM	HM		3	HM					
1982	AP	UPI	WCF	SN	FN	NEA	FW	FC	PB	
*Chuck Nelson, pk	1	1	1	1	1	1	1	1	1	
Mark Stewart, olb	1	HM	1	1	1	2			1	
Tony Caldwell, olb						1				
Ray Cattiege, dt				HM						
Vince Newsome, ws				HM						
Jacque Robinson, tb	HM									
Paul Skansi, fl	HM	HM								
1983	AP									
Ron Holmes, dt	HM									
Jeff Jaeger, pk	HM									
Rick Mallory, og	HM									
Steve Pelluer, qb	HM									

1984	AP	UPI	FW	FN	WCF	FC				
*Ron Holmes, dt	2	1	1	1	1	1				
Tim Meamber, ilb	3	2								
Fred Small, olb	HM									
Jeff Jaeger, pk	HM									
1985	AP	UPI	FN							
Jeff Jaeger, pk			2							
1986	AP	UPI	WCF	SN	FN	SH	FW			
*Reggie Rogers, dt	2	1	1		1	1	1			
Jeff Jaeger, pk	1	1	1		1					
Tim Peoples, ws	HM			1						
Kevin Gogan, ot	HM									
Lonzell Hill, se	HM	HM								
Rod Jones, te	HM									
David Rill, ilb	HM									
Mike Zandofsky, og	HM									
1987	AP	UPI	FN	SN						
Dennis Brown, dt	HM	HM	HM							
Chris Chandler, qb			HM							
Darryl Franklin, se			HM							
Darryl Hall, fs			HM							
David Rill, ilb	HM	HM	HM							
Mike Zandofsky, ot	HM	HM	HM	2						
1988	AP	UPI	FN	SN	PB					
Dennis Brown, dg	HM	2	2							
Eugene Burkhalter, fs				HM						
Aaron Jenkins, fb				HM						
Brian Slater, fl	HM			HM						
Mike Zandofsky, ot							1			
1989	AP	SN	PB							
Bern Brostek, c	2	1								
Dennis Brown			1							
1990	AP	UPI	FN	WCF	SN					
Greg Lewis, rb	2	2	2	1	1					
Eric Briscoe, rov		HM								
Steve Emtman, dt	2	HM								
Dean Kirkland, og		HM								
Jeff Pahukoa, of	3	HM								
1991	AP	UPI	FN	WCF	FW	FC	SN	PB		
*Mario Bailey, se	1	1	2		1		2			
*Steve Emtman, dt	1	1	1	1	1	1	1	1		
Dave Hoffmann, lb	2		1		1		2			
Lincoln Kennedy, ot	3								1	
1992	AP	UPI	FC	FN	WCF	SN	PB	FW		
*Lincoln Kennedy, ot	1	1	1	1	1	1	1	1	1	
Dave Hoffmann, lb	2	2	1	2		2	1			
1993	AP	UPI	NEA	FN						
Mark Bruener, te	3	2	1	HM						
D'Marco Farr, dt		HM		HM						
Napoleon Kaufman, tb	3	HM		3						
Steve Springstead, ilb				HM						
1994	AP	FN	SN	CSM						
Mark Bruener, te				3						
Napoleon Kaufman, tb	2	2	2	1						
1995	AP	UPI	WCF	SN	FN	NEA	FW	FC	PB	
*Lawyer Milloy, fs	1	1	1	1	1	1	1	1	1	
Ink Aleaga, ilb		HM								
Ernie Conwell, te		HM		HM						
1996	AP	UPI	WCF	SN	FN	NEA	FW	FC	PB	
Benji Olson, og	1			1	1					
Jason Chorak, slb	3			1	1					
Corey Dillon, tb	3			2	2					
Ink Aleaga, ilb										1
1997	AP	UPI	WCF	SN	FN	NEA	FW	FC	PB	
Jason Chorak, slb					2					1
Olin Kreutz, c	1		1	1	1					
Benji Olson, og	1		1							1
Jerome Pathon, fl				2						1
2000	AP	UPI	SN	FN	NEA	FW	FC	PB	GN	
Jerramy Stevens, te				2						2
Larry Tripplett, dt	3		2	3						
Chad Ward, og	1		1	2						

2001	AP	UPI	WCF	SN	FN	NEA	FW	FC	PB	GN		
Larry Tripplett, dt	2			3	1							
2002	AP	CNN	ESPN	SN	CFN	FW						
Reggie Williams, wr	1	2	1	4	1	1						
2010	AP	CNN	SC	RIV								
Mason Foster, lb	3	HM	1	1								
2012	AP	CNN	CBS	CFM	SC							
Austin Seferian-Jenkins, te	3	HM	3	3								
Desmond Trufant, cb					2							
2013	AP	CNN	CBS	FW	WCF							
Bishop Sankey, rb	2	2	3	2	2							
Austin Seferian-Jenkins, te	3	HM										
2014	AP	FC	FW	SN	WCF	CBS	USA	SC	SB	ESPN	CNN	
Hau'oli Kikaha, lb*	1	1	1	1	1	1	2	1	1	1	2	
Shaq Thompson, lb	1			2		1		1	1	1	1	
Danny Shelton, dl	1			1	2	2	1	2	1		HM	
2015	SN											
Dante Pettis, pr	2											
2016	AP	FC	FW	SN	CBS	USA	PFF	SI	SB	ESPN	FOX	SC
Budda Baker, s	2	2	1	1	2	2	2	1	1	1	1	
John Ross, wr	2				2		2			1	2	1
Sidney Jones, cb			2					2				
Trey Adams, ot			2									
Elijah Qualls, dl												2

Key to Abbreviations (* = Consensus All-American)

AA — All-America Board	AP — Associated Press
CBS — CBS Sports	CFM — College Football Madness
CFN — Collegefootballnews.com	CNN — CNN/Sports Illustrated
CQL — Collier's Magazine (Walter Camp to 1925; Grantland Rice 1925-47; AFCA 1948-56)	CS — College Sports Magazine
CP — Central Press (1963-70 only)	FBW — Football World Magazine
ESPN — ESPN.com	FN — Football News
FC — American Football Coaches Association (in Collier's 1948-56)	GN — Gannett News Service
FD — Football Digest	HP — Hearst Newspapers
FW — Football Writers' Association (in Look Magazine, 1946-71)	INS — International News Service (merged with United Press in 1958)
FOX — FOXSports.com	L — Look Magazine (Football Writers' Association selections from 1946)
HF — Helms Foundation	LIB — Liberty Magazine
INS — International News Service (merged with United Press in 1958)	M — Frank Menke
L — Look Magazine (Football Writers' Association selections from 1946)	NA — North American Newspaper Alliance
LIB — Liberty Magazine	NEA — Newspaper Enterprise Association
NA — North American Newspaper Alliance	PB — Playboy Magazine (preseason selection)
NEA — Newspaper Enterprise Association	PW — Pop Warner All-America Team
PB — Playboy Magazine (preseason selection)	RWJ — Knute Rockne, Pop Warner, Howard Jones All-America Team
PW — Pop Warner All-America Team	SB — SB Nation
RWJ — Knute Rockne, Pop Warner, Howard Jones All-America Team	SH — Scripps Howard News Service
SB — SB Nation	T — Time Magazine (unofficial)
SH — Scripps Howard News Service	UP — United Press (merged with INS in 1958)
T — Time Magazine (unofficial)	USA — USA Today
UP — United Press (merged with INS in 1958)	UPI — United Press International (merger of INS and UP in 1958)
USA — USA Today	WCF — Walter Camp Football Foundation
UPI — United Press International (merger of INS and UP in 1958)	
WCF — Walter Camp Football Foundation	

HUSKY AWARDS & HONORS

National Football Foundation College Football Hall of Fame

Played	Player, Pos. (Inducted)
1923-25	George Wilson, hb (1951)
1926-28	Chuck Carroll, hb (1964)
1929-31	Paul Schwegler, t (1967)
1935-37	Vic Markov, t (1976)
1949-51	Hugh McElhenny, hb (1981)
1949, 50, 52	Don Heinrich, qb (1987)
1958-60	Bob Schloretd, qb (1989)
1934-36	Max Starceovich, og (1990)
1962-64	Rick Redman, g (1995)
1947-49	Don Coryell, hb (1999)
1989-91	Steve Emtman, dt (2007)
1989-92	Lincoln Kennedy, ot (2015)
Coached	Coach (Inducted)
1908-16	Gilmour Dobie (1951)
1930-41	James Phelan (1973)
1956	Darrell Royal (1983)
1975-92	Don James (1997)

ACADEMIC AWARDS

Academic All-Americans

1955	Jim Houston, 1st team
1959	Mike Crawford, 1st team
1960	Bob Hivner, 1st team
1963	Mike Briggs, 1st team
1965	Steve Bramwell, 1st team Ron Medved, 2nd team
1966	Mike Ryan, 1st team Cliff Coker, 3rd team
1967	Don Martin, 2nd team
1970	Bob Lovlien, 2nd team
1971	Dick Galuska, 2nd team
1972	Steve Wiezbowski, 2nd team
1979	Bruce Harrell, 1st team
1981	Mark Jerue, 1st team Chuck Nelson, 1st team Mark Stewart, District 9
1982	Chuck Nelson, 1st team Mark Stewart, 2nd team
1985	Hugh Millen, District VIII David Rill, District VIII
1986	David Rill, 1st team
1987	David Rill, 1st team
1989	Ed Cunningham, District VIII
1990	Ed Cunningham, 2nd team
1991	Ed Cunningham, 1st team
1993	Jim Nevelle, District VIII
1994	Eric Bjornson, 2nd team
1995	John Fiala, District VIII Stephen Hoffmann, District VIII Damon Huard, District VIII Dave Janoski, District VIII
1996	Nigel Burton, District VIII John Fiala, District VIII Dave Janoski, 2nd team
1997	Nigel Burton, District VIII Aaron Dalan, District VIII Brock Huard, District VIII
1998	Nigel Burton, District VIII Tony Coats, District VIII Aaron Dalan, District VIII Brock Huard, District VIII

1999

Ryan Fleming, District VIII
Chris Juergens, District VIII

2000

Ryan Fleming, District VIII

2001

Kyle Benn, District VIII

2014

Danny Shelton, 1st team
Hau'oli Kikaha, District VIII

2015

Sidney Jones, District VIII

2016

Jake Browning, District VIII
Ben Burr-Kirven, District VIII
Jake Eldrenkamp, District VIII

National Football Foundation Scholar-Athlete Award

(Originated in 1959)

Year	Player, Pos.
1960	Barry Bullard, t
1963	Mike Briggs, t
1964	Bill Douglas, qb
1966	Mike Ryan, og
1972	Bill Cahill, cb
1979	Bruce Harrell, lb
1984	Dan Eernisse, c
1985	Hugh Millen, qb
1987	David Rill, lb
1993	Jim Nevelle, c

NCAA Post-Graduate Scholarship Recipients

Year	Name
1965	Bill Douglas
1967	Mike Ryan
1972	Jim Krieg
1973	John Brady
1977	Scott Phillips
1978	Blair Bush
1980	Bruce Harrell
1982	Mark Jerue
1983	Chuck Nelson
1983	Mark Stewart
1988	David Rill
1992	Ed Cunningham
1997	Dave Janoski
1999	Nigel Burton
2001	Marques Tuiaosopo

NATIONAL POSTSEASON PLAYER AWARDS

Doak Walker Award Winner

Year	Player, Pos.
1990	Greg Lewis, tb

Lombardi Trophy Winner

Year	Player, Pos.
1991	Steve Emtman, dt

Outland Trophy Winner

Year	Player, Pos.
1991	Steve Emtman, dt

John Mackey Award Winner

Year	Player, Pos.
2013	Austin Seferian-Jenkins, te

Paul Hornung Award Winner

Year	Player, Pos.
2014	Shaq Thompson, lb

Huskies and the Heisman

Note: There have been six former Washington players ranked among the top vote-getters in previous Heisman Trophy balloting. Here's a look at those players and where they finished in the annual voting:

Name	Finish	Year
Hugh McElhenny	8th	1951
Don Heinrich	9th	1952
Greg Lewis	7th	1990
Steve Emtman	4th	1991
Napoleon Kaufman	9th	1994
Marques Tuiasosopo	8th	2000
Jake Browning	6th	2016

PRO FOOTBALL HALL OF FAME HONOREES

Hugh McElhenny

Halfback • 6-1, 198 • Los Angeles, Calif.

Inducted: 1970

NFL Teams: San Francisco 49ers (1952-60), Minnesota Vikings (1961-62), New York Giants (1963), Detroit Lions (1964)

Career Highlights: 5,281 rushing yards, 360 points. Scored 40-yard touchdown run on first pro play.

Arnie Weinmeister

Defensive Tackle • 6-4, 235 •

Rhein, Saskatchewan, Canada

Inducted: 1984.

NFL Teams: New York Yankees (AAFC, 1948-49), New York Giants (1950-53)

Career Highlights: Dominant defensive tackle of his time. Four-time All-NFL selection, four Pro Bowls.

Warren Moon

Quarterback • 6-1, 195 • Los Angeles, Calif.

Inducted: 2006

CFL Teams: Edmonton Eskimos (1978-83)

NFL Teams: Houston Oilers (1984-93), Minnesota Vikings (1994-96), Seattle Seahawks (1997-98), Kansas City Chiefs (1999-2000)

Career Highlights: Led the Edmonton Eskimos to five straight Grey Cup titles. A nine-time NFL Pro Bowl selection. Threw for 70,553 yards and 435 touchdowns in 23 seasons in CFL and NFL. The first African-American quarterback ever to be enshrined in the Hall of Fame.

CONFERENCE AWARDS

The Morris Trophy

Pac-12 Lineman of the Year

+ Defensive winner; * Offensive winner

Year	Player, Pos.
1981	+ Fletcher Jenkins, dt
1984	+ Ron Holmes, dt
1986	+ Reggie Rogers, dt
1989	* Bern Brostek, c
1990	+ Steve Emtman, dt
1991	+ Steve Emtman, dt
	* Lincoln Kennedy, ot
1992	* Lincoln Kennedy, ot
1993	+ D'Marco Farr, dt
1996	* Bob Sapp, ot
1997	* Olin Kreutz, c
2000	* Chad Ward, og

All-Pac-12 Conference

Only first-team selections; * Offensive Player of the Year; + Defensive Player of the Year

Year	Player, Pos.
1952	George Black, e Don Heinrich, qb Lou Yourkowski, t
1953	Milt Bohart, g
1955	Fred Robinson, t
1956	George Strugar, t
1957	Jim Jones, fb
1959	Chuck Allen, g Don McKeta, hb Bob Schloredt, qb
1960	Chuck Allen, g George Fleming, hb Kurt Gegner, t Ray Jackson, fb Roy McKasson, c Don McKeta, hb
1961	John Meyers, t Charlie Mitchell, hb Jim Skaggs, g
1962	Junior Coffey, fb Charlie Mitchell, hb Rick Redman, g Rod Scheyer, t
1963	Mike Briggs, t Junior Coffey, fb Bill Douglas, qb Rick Redman, g Koll Hagen, g
1964	Jim Lambricht, de Rick Redman, lb Fred Forsberg, t Dave Williams, oe Tom Greenlee, de Mike Ryan, g Steve Thompson, dt Steve Thompson, dt
1967	George Jugum, lb
1968	Al Worley, db Tom Failla, dl Ernie Janet, og Cal Jones, db Gordy Guinn, dl Calvin Jones, db Tom Scott, wr Gordy Guinn, dl Calvin Jones, db
1972	Skip Boyd, p Skip Boyd, p
1973	Al Bureson, db
1974	Dan Lloyd, lb
1975	Ray Pinney, c Charles Jackson, ng Blair Bush, c Nesby Glasgow, cb Michael Jackson, lb Jeff Toews, g Nesby Glasgow, cb Kyle Heinrich, db Michael Jackson, lb Doug Martin, dt Jeff Toews, ot
1976	Bruce Harrell, ilb
1977	Mark Lee, cb/rs Doug Martin, dt Antowaine Richardson, olb Joe Steele, tb
1980	Chuck Nelson, pk
1981	Anthony Allen, rs Ray Horton, cb Fletcher Jenkins, dt Mark Jerue, ilb Chuck Nelson, pk Chuck Nelson, pk
1982	Jacque Robinson, tb Paul Skansi, wr Mark Stewart, olb Ron Holmes, dt Rick Mallory, og Steve Pelluer, qb *
1983	Ron Holmes, dt Rick Mallory, og Steve Pelluer, qb *
1984	Ron Holmes, dt Tim Meamber, ilb Fred Small, olb
1985	Vestee Jackson, cb Joe Kelly, ilb Reggie Rogers, dt

1986	Lonzell Hill, se Jeff Jaeger, pk Rod Jones, te Tim Peoples, ws Reggie Rogers, dt Mike Zandofsky, og Mike Zandofsky, ot
1987	Dennis Brown, dt
1988	Bern Brostek, c
1989	Beno Bryant, rs
1990	Steve Emtman, dt + Donald Jones, lb Dean Kirkland, og Greg Lewis, rb * Charles Mincy, cb Jeff Pahukoa, ot Travis Richardson, de
1991	Mario Bailey, se * Ed Cunningham, c Steve Emtman, dt + Chico Fraley, lb Dana Hall, cb Dave Hoffmann, lb Donald Jones, lb Dave Hoffmann, lb + Napoleon Kaufman, tb Lincoln Kennedy, ot
1992	Napoleon Kaufman, tb Mark Bruener, te Tom Gallagher, ot Napoleon Kaufman, tb Mark Bruener, te Frank Garcia, c Lawyer Milloy, fs Ernie Conwell, te Ink Aleaga, ilb Lawyer Milloy, fs Corey Dillon, tb Olin Kreutz, c Benji Olson, og Jason Chorak, dl + Ink Aleaga, ilb Tony Parrish, fs Rashaan Shehee, tb Jerome Pathon, fl Cameron Cleeland, te
1994	Olin Kreutz, c Benji Olson, og Jason Chorak, de Jerry Jensen, wlb Jabari Issa, dl Joe Jarzynka, ap Hakim Akbar, db Elliot Silvers, ot Larry Tripplett, dt Marques Tuiasosopo, qb*
1995	Chad Ward, og Kyle Benn, c Larry Tripplett, dt Reggie Williams, wr Reggie Williams, wr Charles Frederick, kr C.J. Wallace, s Mason Foster, lb Chris Polk, rb Desmond Trufant, db Bishop Sankey, rb Hau'oli Kikaha, lb Danny Shelton, dl Shaq Thompson, lb AND ap/st
1996	Budda Baker, db Sidney Jones, db Jake Browning, qb* Myles Gaskin, tb John Ross III, wr Trey Adams, ol Jake Eldrenkamp, ol Elijah Qualls, dl Azeem Victor, lb Sidney Jones IV, db Budda Baker, db
1997	
1998	
1999	
2000	
2001	
2002	
2003	
2006	
2010	
2011	
2012	
2013	
2014	
2015	
2016	

Note: Washington had one Conference Player of the Year who was not a first-team all-conference selection prior to 1983 when Offensive and Defensive Players were first named. Warren Moon shared Pac-8 Player of the Year honors with Stanford quarterback Guy Benjamin in 1977. Benjamin was the first-team All-Pac-8 QB that year.

All-Pac-12 Conference

Listed by Position

Quarterback

Jake Browning, 2016
Marques Tuiasosopo, 2000
Steve Pelluer, 1983
Bill Douglas, 1963
Bob Schloredt, 1959
Don Heinrich, 1952

Running Back

Myles Gaskin, 2016
Bishop Sankey, 2013
Chris Polk, 2011
Rashaan Shehee, 1997
Corey Dillon, 1996
Napoleon Kaufman, 1994, 1993, 1992

Greg Lewis, 1990
Jaque Robinson, 1982
Joe Steele, 1979
Charlie Mitchell, 1962, 1961
George Fleming, 1960
Don McKeta, 1959

Fullback

Junior Coffey, 1963, 1962
Ray Jackson, 1960
Jim Jones, 1957

Wide Receivers

John Ross, 2016
Reggie Williams, 2002, 2003
Jerome Pathon, 1997
Mario Bailey, 1991
Lonzell Hill, 1986
Paul Skansi, 1982
Tom Scott, 1971

Defensive Linemen

Elijah Qualls, 2016
Danny Shelton, 2014
Larry Tripplett, 2001, 2000
Jabari Issa, 1998
Jason Chorak, 1997, 1996
Steve Emtman, 1991, 1990
Travis Richardson, 1990
Dennis Brown, 1988
Reggie Rogers, 1986, 1985
Ron Holmes, 1984, 1983
Fletcher Jenkins, 1981
Doug Martin, 1979, 1978
Charles Jackson, 1976
Gordy Guinn, 1972, 1971
Tom Failla, 1970
Steve Thompson, 1967, 1966
Tom Greenlee, 1966
Jim Lambricht, 1964

Offensive Line

Trey Adams, 2016
Jake Eldrenkamp, 2016
Kyle Benn, 2001
Elliot Silvers, 2000
Chad Ward, 2000
Benji Olson, 1997, 1996
Olin Kreutz, 1997, 1996
Frank Garcia, 1994
Tom Gallagher, 1993
Lincoln Kennedy, 1992
Ed Cunningham, 1991
Jeff Pahukoa, 1990
Bern Brostek, 1989
Mike Zandofsky, 1987, 1986
Rick Mallory, 1983
Jeff Toews, 1978, 1977
Blair Bush, 1977
Ray Pinney, 1975
Ernie Jackson, 1970
Fred Forsberg, 1965
Koll Hagen, 1964
Rick Redman, 1963, 1962
Mike Briggs, 1963
Rod Scheyer, 1962
Jim Skaggs, 1961
John Meyers, 1961
Roy McKasson, 1960
Kurt Gegner, 1960
Chuck Allen, 1960, 1959
George Strugar, 1956
Fred Robinson, 1955
Milt Bohart, 1953
Lou Yourkowski, 1952

Linebacker

Azeem Victor, 2016
Hau'oli Kikaha, 2014

Shaq Thompson, 2014
 Mason Foster, 2010
 Jerry Jensen, 1997
 Ink Aleaga, 1996, 1995
 Dave Hoffmann, 1992, 1991
 Donald Jones, 1991, 1990
 Chico Fraley, 1991
 Joe Kelly, 1985
 Fred Small, 1984
 Tim Meamber, 1984
 Mark Stewart, 1982
 Mark Jerue, 1981
 Antowaine Richardson, 1979
 Bruce Harrell, 1979
 Micheal Jackson, 1978, 1977
 Dan Ljug, 1975
 George Jugum, 1968
 Rick Redman, 1964

Tight End

Cameron Cleeland, 1997
 Ernie Conwell, 1995
 Mark Bruener, 1994, 1993
 Rod Jones, 1986
 Dave Williams, 1965
 George Black 1952

Kickers

Jeff Jaeger, 1986
 Chuck Nelson, 1982, 1981, 1980

Punters

Skip Boyd, 1974, 1973

Kick Returners

Charles Frederick, 2003
 Joe Jarzynka, 1998
 Beno Bryant, 1990
 Anthony Allen, 1981
 Mark Lee, 1979

Defensive Backs

Budda Baker, 2015, 2016
 Sidney Jones, 2015, 2016
 Desmond Trufant, 2012
 C.J. Wallace, 2006
 Hakim Akbar, 2000
 Tony Parrish, 1996
 Lawyer Milloy, 1995
 Dana Hall 1991
 Charles Mincy, 1990
 Vestee Jackson, 1985
 Ray Horton, 1981
 Mark Lee, 1979
 Kyle Heinrich, 1978
 Nesby Glasgow, 1978, 1977
 Al Burlson, 1975
 Calvin Jones, 1972, 1971, 1970
 Al Worley, 1968

All-Purpose/Special Teams

Shaq Thompson, 2014

All-Coast Players

First-team selections only

Year Player, Pos.

1923 James Bryan, g
 George Wilson, hb
 1924 George Wilson, hb
 1925 George Wilson, hb
 1927 Chuck Carroll, hb
 1928 Chuck Carroll, hb
 1929 Merle Hufford, hb
 1930 Paul Schwewler, t
 1931 Paul Schwewler, t
 1932 Dave Nisbet, e
 1933 Bill Smith, e
 1935 Max Starcevich, g
 1936 Jim Cain, hb
 Vic Markov, t
 Max Starcevich, g
 Vic Markov, t
 1940 Ray Frankowski, g
 Jay MacDowell, e
 Rudy Mucha, c
 1941 Ray Frankowski, g
 1942 Walt Harrison, c
 1943 Sam Robinson, hb
 Jack Tracy, e
 Bill Ward, g
 1944 James McCurdy, g
 Keith DeCourcy, b
 1946 Dick Hagen, e
 John Zeger, g
 1948 Alf Hemsted, g
 Bob Levenhagen, g
 1950 Joe Cloidt, e

Don Heinrich, qb
 Ted Holznecht, g
 Rollie Kirkby, hb
 Hugh McElhenny, fb
 Mike Michael, c
 Dick Sprague, hb
 1951 Ted Holznecht, g
 Hugh McElhenny, fb
 Jim O'Brien, t
 1952 George Black, e
 Don Heinrich, qb
 Lou Yourkowski, t
 1953 Milt Bohart, g
 Duane Wardlow, t
 1955 Jim Houston, e
 Fred Robinson, t
 1957 Marv Bergmann, c
 Whitey Core, g
 Jim Jones, fb
 1959 Chuck Allen, g
 Kurt Gegner, t
 Bob Schloretd, qb
 1960 Chuck Allen, g
 George Fleming, hb
 Kurt Gegner, t
 Roy McKasson, c
 Don McKeta, hb
 1961 John Meyers, t
 Charlie Mitchell, hb
 Jim Skaggs, g
 1962 Junior Coffey, lb
 Ray Mansfield, c
 Rick Redman, g
 Rod Scheyer, t
 1963 Mike Briggs, t
 Junior Coffey, lb
 Rick Redman, g
 1964 Koll Hagen, g
 Jim Lambright, de
 Jim Norton, t
 Rick Redman, lb
 1965 Fred Forsberg, dt
 Tom Greenlee, de
 Dave Williams, oe
 1966 Tom Greenlee, de
 Bob Pederson, s
 Mike Ryan, og
 Steve Thompson, dt
 1967 Dean Halverson, de
 Steve Thompson, dt
 1968 George Jugum, lb
 Al Worley, db
 1969 Lee Brock, de
 1970 Tom Failla, dt
 Ernie Janet, og
 Calvin Jones, db
 1971 Calvin Jones, db
 Tom Scott, wr
 1972 Gordy Guinn, lb
 Calvin Jones, db
 1973 Dave Pear, dt
 1975 Al Burlson, db
 Dan Lloyd, lb
 Ray Pinney, c
 1976 Charles Jackson, ng
 1977 Dave Browning, dt
 Blair Bush, c
 Nesby Glasgow, cb
 Michael Jackson, lb
 1978 Jeff Toews, ot
 Michael Jackson, lb
 Nesby Glasgow, cb
 Doug Martin, dt
 1979 Doug Martin, dt
 Mark Lee, cb
 Tom Turnure, c
 Bruce Harrell, ilb
 Joe Steele, tb
 1980 Chuck Nelson, pk
 1981 Fletcher Jenkins, dt
 Mark Jerue, ilb
 Chuck Nelson, pk
 1982 Chuck Nelson, pk
 Jacque Robinson, tb
 Mark Stewart, olb
 1983 Rick Mallory, og
 Steve Pelluer, qb
 1984 Ron Holmes, dt
 Tim Meamber, ilb
 Jim Rodgers, ss
 1985 Joe Kelly, ilb

Reggie Rogers, dt
 1986 Rick Fenney, fb
 Lonzell Hill, se
 Jeff Jaeger, pk
 Tim Peoples, ws
 Reggie Rogers, dt
 1987 Mike Zandofsky, ot
 1988 Dennis Brown, dt

Pac-12 Players of the Week

2016 John Ross, wr, at Cal
 Sidney Jones, cb, at Cal
 Azeem Victor, lb, at Utah
 Dante Pettis, pr, at Utah
 Jake Browning, qb, at Oregon
 Psalm Wooching, olb, vs. Stanford
 2015 Dante Pettis, pr, at Boise State
 Travis Feeney, lb, at USC
 Travis Feeney, lb, vs. Arizona
 Shaq Thompson, lb, vs. Illinois
 Shaq Thompson, lb, at Cal
 2013 Travis Coons, pk/p, vs. Cal
 2011 Desmond Trufant, cb, vs. EWU
 Erik Folk, pk, vs. EWU
 Cort Dennison, lb, vs. Hawai'i
 Everrette Thompson, de, vs. Hawai'i
 Chris Polk, tb, vs. Arizona
 2010 Jermaine Kearse, wr, vs. Syracuse
 Erik Folk, pk, vs. USC
 Chris Polk, tb, vs. Washington State
 2009 Donald Butler, lb, vs. USC
 Erik Folk, pk, vs. USC
 Mason Foster, lb, vs. Arizona
 Jake Locker, qb, vs. California
 2007 Roy Lewis, cb, vs. Boise State
 Louis Rankin, tb, vs. Stanford
 Louis Rankin, rb, vs. California
 2006 Sean Douglas, p, vs. UCLA
 Scott White, olb, vs. USC
 C.J. Wallace, ss, vs. Fresno State
 2005 Evan Benjamin, olb, vs. Arizona
 2003 Cody Pickett, qb, vs. Indiana
 Charles Frederick, wr vs. Oregon St.
 Evan Benjamin, ss, vs. Washington St.
 2002 Reggie Williams, wr, vs. San Jose St.
 Marquis Cooper, ilb, vs. Wyoming
 Derrick Johnson, cb, vs. Oregon State
 Derrick Johnson, cb, vs. Oregon
 John Anderson, pk, vs. Washington St.
 2001 Omare Lowe, cb, vs. Michigan
 Roc Alexander, cb (ST), vs. Idaho
 Derek McLaughlin, p, vs. California
 Ben Mahdavi, ilb, vs. USC
 John Anderson, pk, vs. USC
 Cody Pickett, qb, vs. Arizona
 John Anderson, pk, vs. Arizona State
 Reggie Williams, wr, vs. Wash. St.
 2000 Larry Tripplett, dt, vs. Colorado
 Paul Arnold, tb, vs. Oregon State
 Derrell Daniels, ilb, vs. Arizona
 Willie Hurst, tb, vs. Arizona
 Rich Alexis, tb, vs. UCLA
 1999 Paul Arnold, tb (ST), vs. Air Force
 Hakim Akbar, ss, vs. Colorado
 Marques Tuiasosopo, qb, vs. Oregon
 Marques Tuiasosopo, qb, vs. Stanford
 John Anderson, pk, vs. Stanford
 John Anderson, pk, vs. UCLA
 1998 Brock Huard, qb, vs. Arizona State
 Joe Jarzynka, wr (ST), vs. California
 1997 Jason Chorak, lb, vs. USC
 Jerry Jensen, lb, vs. ASU
 Rashaan Shehee, tb, vs. OSU
 1996 Jason Chorak, slb, vs. BYU
 Corey Dillon, tb, vs. UCLA
 Corey Dillon, tb, vs. Oregon
 Corey Dillon, tb, vs. San Jose State
 Brock Huard, qb, vs. Arizona
 Jerry Jensen, wlb, vs. USC
 1995 Lawyer Milloy, fs, vs. Oregon State
 Rashaan Shehee, tb, vs. Stanford
 Leon Neal, tb, vs. USC
 Rashaan Shehee, tb, vs. Wash. St
 1994 Napoleon Kaufman, tb, vs. Ohio State
 John Wales, pk, vs. Ohio State
 Mark Bruener, te, vs. Miami
 John Wales, pk, vs. Miami
 Napoleon Kaufman, tb, vs. UCLA
 Napoleon Kaufman, tb, vs. San Jose St.
 Ink Aleaga, ilb, vs. Arizona State
 1993 Napoleon Kaufman, tb, vs. Oregon

Russell Hairston, cb, vs. Oregon
 Jason Crabbe, pk, vs. California
 Scott Greenlaw, cb, vs. California
 1992 Napoleon Kaufman, tb, vs. Arizona St.
 James Clifford, ilb, vs. Nebraska
 Napoleon Kaufman, tb, vs. California
 1991 Billy Joe Hobert, qb, vs. Nebraska
 Steve Emtman, dt, vs. Arizona
 Jay Barry, tb, vs. California
 Beno Bryant, tb, vs. USC
 Dave Hoffmann, ilb, vs. USC
 1990 Greg Lewis, tb, vs. USC
 Eric Briscoe, rov, vs. Oregon
 Beno Bryant, tb/rs, vs. Arizona State
 Greg Lewis, tb, vs. California
 Beno Bryant, tb/rs, vs. Arizona
 Chico Fraley, lb, vs. Arizona
 1989 Travis Richardson, dt, vs. Oregon
 1987 Chris Chandler, qb, vs. Stanford
 1987 Demouy Williams, cb, vs. Wash. St.
 1986 Chris Chandler, qb, vs. BYU
 Tim Peoples, ws, vs. Ohio State
 David Rill, ilb, vs. Oregon State
 1985 Chris Chandler, qb, vs. USC
 Hugh Millen, qb, vs. UCLA
 1984 Joe Kelly, ilb, vs. Washington State
 Tim Meamber, ilb, vs. Northwestern
 Jim Rodgers, ss, vs. Michigan
 1983 Dean Browning, dt, vs. USC
 Vestee Jackson, cb, vs. Arizona
 Steve Pelluer, qb, vs. Michigan
 1982 Dean Browning, ng, vs. Arizona State
 Ray Cattage, dt, vs. Oregon State
 Tim Cowan, qb, vs. California
 Chuck Nelson, pk, vs. San Diego State
 Mark Stewart, olb, vs. UCLA
 1981 Ken Driscoll, ilb, vs. Oregon
 Ken Driscoll, ilb, vs. Oregon State
 Fletcher Jenkins, dt, vs. USC
 Steve Pelluer, qb, vs. California
 1980 Tom Flick, qb, vs. Stanford
 Tom Flick, qb, vs. Arizona
 Fletcher Jenkins, vs. USC
 1979 Bruce Harnell, vs. Oregon
 Jim Pence, vs. Washington State
 1978 Michael Jackson, vs. Alabama
 Michael Jackson, vs. Arizona State
 Joe Steele, vs. Washington State
 1977 Michael Jackson, vs. Stanford
 Cliff Bethea, vs. UCLA
 Warren Moon, vs. California
 Michael Jackson, vs. USC
 Warren Moon, vs. USC
 Michael Jackson, vs. Washington St.
 1976 Charles Jackson, vs. Minnesota
 Charles Jackson, vs. Oregon
 Joe Steele, vs. Oregon
 Ron Rowland, vs. Washington State
 1975 Al Burlson, db, vs. Navy
 Al Burlson, db, vs. USC
 Al Burlson, db, vs. Washington State
 1975 Dan Lloyd, ilb, vs. UCLA
 Charles Jackson, dt, vs. Oregon
 David Pear, vs. Cincinnati
 1974 Robin Earl, fb, vs. UCLA
 Dennis Fitzpatrick, vs. Oregon
 Dennis Fitzpatrick, vs. Washington St
 Willie Hendricks, vs. Iowa State
 1973 Dave Pear, vs. Syracuse
 1972 Sonny Sixkiller, vs. Purdue
 Sonny Sixkiller, vs. UCLA
 1971 Ben Albrecht, vs. UC Santa Barbara
 Rick Huget, vs. Washington State
 1970 Bob Burmeister, db
 Greg Collins, qb, vs. Oregon
 1968 Al Worley, vs. Idaho
 1967 Steve Thompson
 Tom Manke
 Dean Halverson
 1966 Tom Greenlee, vs. Idaho
 Don Moore, vs. Ohio State
 Gary Brandt, vs. Ohio State
 Steve Thompson, vs. UCLA
 1965 Dave Williams, vs. Oregon
 Fred Forsberg, vs. Oregon State
 Tom Greenlee, vs. Washington State
 1964 Rick Redman, g/lb, vs. Iowa
 1963 Koll Hagen, vs. USC
 1962 Rick Redman, vs. Purdue
 Junior Coffey, vs. Oregon State

Junior Coffey, vs. California
Mike Briggs, vs. Washington State
1961 Duane Locknane, vs. Pittsburgh
John Meyers, vs. Stanford
Lee Bernhardt, vs. UCLA
Charlie Mitchell, vs. Washington St.
1960 Jim Skaggs, vs. Pacific
Chuck Allen, vs. Idaho
Roy McKasson, c, vs. Navy
Bob Schloretd, vs. Stanford
Bob Hiver, vs. UCLA
George Fleming, vs. USC
Roy McKasson, vs. California
1959 Bob Schloretd, qb, vs. Utah
Don McKeta, rb, vs. Stanford
Bob Schloretd, qb, vs. UCLA
Chuck Allen, vs. Colorado
Lee Flokins, vs. USC
Roy McKasson, vs. Oregon
1957 Jim Jones, vs. Oregon State

Pac-12 All-Academic Selections

2016 Jake Eldrenkamp, ol
Jeff Lindquist, te
Ben Burr-Kirven, lb
2014 Hau'oli Kikaha, lb
Danny Shelton, dl
Jake Eldrenkamp, ol
Hau'oli Kikaha, de
Danny Shelton, dt
2012 Danny Shelton, dt
2011 Brendon Lopez, ls
Greg Walker, s
Brendan Lopez, ls
2010 Victor Aiyewa, s
2009 Victor Aiyewa, s
2008 Linus Chou, lb
2007 Cody Ellis, wr
Paul Homer, fb
Cody Ellis, wr
2006 Cody Ellis, wr
2005 Ty Eriks, dl
Ty Eriks, dl
Casey Paus, qb
James Sims, rb
2001 Kyle Benn, c
2000 Kyle Benn, c
Ryan Fleming, p
1999 Ryan Fleming, p
1998 Brock Huard, qb
Tony Coats, og
Aaron Dalan, ot
Todd Johnson, lb
Nigel Burton, db
Hakim Weatherspoon, db
1997 Nigel Burton, rov
Aaron Dalan, ot
Brock Huard, qb
1996 Dave Janoski, fl
Nigel Burton, ss
1995 Dave Janoski, fl
Ernie Conwell, te
Stephen Hoffmann, dt
1994 Eric Bjornson, se
Steve Hoffmann, nt
1993 Jim Nevelle, c
1992 Jim Nevelle, c
Steve Hoffmann, nt
Mike Lustyk, dt
1991 Orlando McKay, wr
Ed Cunningham, c
1990 Orlando McKay, fl
Ed Cunningham, c
Shane Pahukoa, db
Brett Wiese, og
Tony Zackery, cb
1987: David Rill, lb
Bo Yates, olb
1986 David Rill, ilb
1985 David Rill, ilb
Bo Yates, olb
1984 Dan Eernisse, c
Dennis Maher, ot
Hugh Millen, qb
1983 Dan Eernisse, c
1983 Dennis Maher, ot
1982 Chuck Nelson, pk
Mark Stewart, olb

1981 Mark Jerue, ilb
Chuck Nelson, pk
Steve Pelluer, qb
1980 Chuck Nelson, pk
Mark Jerue, ng
1970 Bo Cornell, fb
Bill Cahill, db
Bob Lovlien, lb
Wayne Sortun, og
1961 Norm Dicks
Mike Briggs
1960 Barry Bullard
1957 Karsten Lewis

TEAM AWARDS

Guy Flaherty Award

The Guy Flaherty medal is awarded annually to the player voted "most inspirational" by his teammates, and is considered the top award given to a football player.

The medal was first awarded in 1908 to Guy Flaherty, whose sacrifices as a performer inspired the trophy. The senior class established the award with the help of former Dean of Faculty, Herbert Condon, to use up the \$25 remaining in the class treasury. Flaherty was the unanimous choice of the squad and the Flaherty Medal was born.

Flaherty began his football career at Washington and played every minute of every game during the 1906 and 1907 seasons. A severe case of boils on his arm prevented him from playing in all but the first and last game of the 1908 season. But even while too handicapped to play football, Flaherty turned out every day with the squad, and actually performed manager and assistant manager duties while unable to play.

His willing service to Washington football was recognized by every member of the squad, thus the medal is named in his honor. The Flaherty Award is generally regarded as the first inspirational award offered in the country in intercollegiate athletics.

Year	Player
1908	Guy Flaherty
1909	Fred Tegtmer
1910	Warren Grimm
1911	Tom Wand
1912	Tom Wand
1913	Wayne Sutton
1914	Herman Anderson
1915	Elmer Leader
1916	Elmer Noble
1917	Ernest Murphy
1919	Sanford Wick
1920	Larry Smith
1921	Hanford Haynes
1922	John Wilson
1923	Leonard Ziel
1924	Chalmers Walters
1925	George Wilson
1926	Harold Patton
1927	Gene Cook
1928	Charles Carroll
1929	John Stombaugh
1930	Henry Wentworth
1931	Paul Schwegler
1932	John Cherberg
1933	Glenn Boyle
1934	Paul Sulkosky
1935	Abe Spear
1936	Byron Haines
1937	Everett Austin
1938	Jim Johnson
1939	Dan Yarr
1940	Dean McAdams
1941	Walt Harrison
1942	Thron Riggs
1943	Pete Susick
1944	Jim McCurdy
1945	Maurice Stacy
1946	Fred Provo
1947	Sam Robinson
1948	Mike Scanlan
1949	Joe Cloldt
1950	Roland Kirkby

1951	Jim Wiley
1952	Larry Smith
1953	Milt Bohart
1954	Larry Rhodes
1955	Earl Monlux
1956	Corky Lewis
1957	Dick Payseno
1958	Don Armstrong
1959	Don McKeta
1960	Don McKeta
1961	John Meyers
1962	Bob Monroe
1963	Chuck Bond
1964	Jim Lambricht
1965	Ron Medved
1966	Jeff Jordin
1967	Cliff Coker
1968	Jim Cope
1969	Lee Brock
1970	Tom Failla
1971	Al Kravitz
1972	Calvin Jones
1973	Jim Andrilenas
1974	Dennis Fitzpatrick
1975	Dan Lloyd
1976	Mike Baldassin
1977	Warren Moon
1978	Michael Jackson
1979	Joe Steele
1980	Chris Linnin
1981	Tom Flick
1981	Vince Coby
1982	Tim Cowan
1983	Steve Pelluer
1984	Jim Rodgers
1985	Joe Kelly
1986	Steve Alvord
1987	Darryl Franklin
1988	Jim Ferrell
1989	Andre Riley
1990	Greg Lewis
1991	Mark Brunell
1992	Dave Hoffmann
1993	Pete Kaligis
1994	Richard Thomas
1995	Leon Neal
1996	John Fiala
1997	Olin Kreutz
1998	Reggie Davis & Josh Smith
1999	Maurice Shaw
2000	Curtis Williams
2001	Willie Hurst
2002	Ben Mahdavi
2003	Owen Biddle
2004	Zach Tuasosopo
2005	Joe Lobendahn
2006	Jordan Reffett
2007	Jordan Reffett
2008	Daniel Te'o-Nesheim
2009	Jake Locker
2010	Jake Locker
2011	Keith Price
2012	Desmond Trufant
2013	Deontae Cooper
2014	Danny Shelton
2015	Taniela Tupou
2016	Keishawn Bierria

MVP Award

Formerly the Pete Gross Player of the Year Award

1972	Calvin Jones
1973	Dave Pear
1974	Cornelius Chenevert
1975	Al Burleson
1976	Robin Earl
1977	Warren Moon
1978	Michael Jackson
1979	Mark Lee
1980	Tom Flick
1981	Mark Jerue

1982	Chuck Nelson
1983	Steve Pelluer
1984	Ron Holmes
1985	Joe Kelly
1986	Reggie Rogers
1987	David Rill
1988	Aaron Jenkins
1989	Bern Brostek
1990	Greg Lewis
1991	Mario Bailey
	Steve Entman
1992	Dave Hoffmann
1993	Napoleon Kaufman
1994	Napoleon Kaufman
1995	Damon Huard
1996	Corey Dillon
1997	Jerome Pathon
1998	Joe Jarzynka
1999	No Award Given
2000	No Award Given
2001	Willie Hurst (O)
	Ben Mahdavi (D)
2002	Cody Pickett (O)
	Ben Mahdavi (D)
2003	Reggie Williams (O)
	Charles Frederick (O)
	Derrick Johnson (D)
2004	Kenny James (O)
	Manase Hopoi (D)
	Joe Lobendahn (D)
2005	James Sims (O)
	Joe Lobendahn (D)
2006	Isaiah Stanback (O)
	C.J. Wallace (D)
2007	Louis Rankin (O)
	Daniel Te'o-Nesheim (D)
2008	D'Andre Goodwin (O)
	Mason Foster (D)
2014	Dwayne Washington (O)
	Shaq Thompson (D)
	Hau'oli Kikaha (D)
	Travis Feeney (ST)
2015	Myles Gaskin (O)
	Travis Feeney (D)
	Ben Burr-Kirven (ST)
2016	John Ross (O)
	Budda Baker (D)
	Lavon Coleman & Ezekiel Turner (ST)

L. Wait Rising Award

Lineman of the Year

1955	Earl Monlux (O/D)
1956	George Struger (O/D)
1957	Whitey Core (O/D)
1958	Don Armstrong (O/D)
1959	Kurt Gegner (O/D)
1960	Roy McKasson (O/D)
1961	John Meyers (O/D)
1962	Rod Scheyer (O/D)
1963	Mike Briggs (O/D)
1964	Rick Redman (D)
1965	Fred Forsberg (D)
1966	Tom Greenlee (D)
1967	Dean Halverson (D)
1968	George Jugum (D)
1969	Mark Hannah (D)
1970	Ernie Janet (O)
	Bruce Jarvis (O)
	Tom Failla (D)
1971	Steve Anderson (O)
	Gordy Guinn (D)
	Al Kravitz (D)
1972	Al Kelso (O)
	Gordy Guinn (D)
	Kurt Matter (D)
1973	Walter Oldes (O)
	Ray Pinney (O)
	Dave Pear (D)
1974	Charles Jackson (O)
	Ray Pinney (O)
	Dave Pear (D)

1975	Ray Pinney (O) John Whitacre (O) Dan Lloyd (D) Paul Strohmeier (D)
1976	Carl Van Valkenberg (O) Charles Jackson (D)
1977	Jeff Toews (O) Dave Browning (D)
1978	Jeff Toews (O) Doug Martin (D)
1979	Tom Tumure (O) Bruce Harrell (D)
1980	Curt Marsh (O) Randy Van Divier (O) Mark Jerue (D)
1981	James Carter (O) Fletcher Jenkins (D)
1982	Eric Moran (O) Ray Cattage (D)
1983	Rick Mallory (O) Ron Holmes (D)
1984	Ron Holmes (D) Dan Agen (O)
1985	Reggie Rogers (D)
1986	Brian Habib (D)
1987	Brian Habib (D)
1988	Bern Brostek (O)
1989	Martin Harrison (D)
1990	Steve Emtman (D)
1991	Lincoln Kennedy (O)
1992	Lincoln Kennedy (O)
1993	Pete Pierson (O)
1994	Frank Garcia (O)
1995	Trevor Highfield (O)
1996	Jason Chorak (D)
1997	Olin Kreutz (O)
1998	Jabari Issa (D)
1999	Kurth Connell (O)
2000	Chad Ward (O)
2001	Larry Tripplett (D)
2002	Kai Ellis (D)
2003	Jerome Stevens (D)
2004	Manase Hopoi (D)
2005	Wilson Afoa (D)
2006	Daniel Te'o-Nesheim (D)
2007	Jordan Reffett (D)
2008	Daniel Te'o-Nesheim (D)
2009	Daniel Te'o-Nesheim (D)
2010	Alameda Ta'amu (D)
2011	Alameda Ta'amu (D)
2012	Andrew Hudson (D)
2013	Hau'oli Kikaha (D)
2014	Danny Shelton (D)
2015	Cory Littleton (D)
2016	Greg Gaines (D)

John P. Angel Award

Top Lineman

1984	Dan Eernisse (O) Ron Holmes (D)
1985	Dan Agen (O) Reggie Rogers (D)
1986	Kevin Gogan (O) Reggie Rogers (D)
1987	Mike Zandofsky (O) Dennis Brown (D)
1988	Mike Zandofsky (O) Travis Richardson (D)
1989	Bern Brostek (O) Travis Richardson (D)
1990	Jeff Pahukoa (O) John Cook (D)
1991	Ed Cunningham (O) Steve Emtman (D)
1992	Jim Nevelle (O) Andy Mason (D)
1993	Tom Gallagher (O) D'Marco Farr (D)
1994	Andrew Peterson (O) Deke Devers (D)
1995	Trevor Highfield (O) David Richie (D)

1996	Benji Olson (O) David Richie (D)
1997	Benji Olson (O) Jason Chorak (D)
1998	Tony Coats (O) Mac Tuiaaea (D)
1999	Chad Ward (O) Larry Tripplett (D)
2000	Elliot Silvers (O) Larry Tripplett (D)
2001	Kyle Benn (O) Larry Tripplett (D)
2002	Nick Newton (O) Kai Ellis (D)
2003	Nick Newton (O) Terry Johnson (D)
2004	Brad Vanneman (O) Manase Hopoi (D)
2005	Tusi Sa'au (O) Greyson Gunheim (D)
2006	Clay Walker (O) Greyson Gunheim (D)
2007	Juan Garcia (O) Daniel Te'o-Nesheim (D)
2008	Juan Garcia (O) Daniel Te'o-Nesheim (D)
2009	Senio Kelemete (O)
2010	Ryan Tolar (O)
2011	Senio Kelemete (O)
2012	Dexter Charles (O)
2013	Micah Hatchie (O)
2014	Colin Tanigawa (O)
2015	Coleman Shelton (O)
2016	Jake Eldrenkamp (O)

SportsRadio KJR MVP

Prior to 1999, award was given to back/wr of the year

1985	Vestee Jackson
1986	Chris Chandler
1987	Darryl Franklin
1988	Brian Slater
1989	Andre Riley
1990	Greg Lewis
1991	Mario Bailey
1992	Napoleon Kaufman
1993	Napoleon Kaufman
1994	Eric Bjornson
1995	Damon Huard
1996	Corey Dillon
1997	Jerome Pathon
1998	Dane Looker
1999	Marques Tuiaosopo (O) Gerald Harris (O) Hakim Akbar (D) Derrell Daniels (D) Curtis Williams (ST) Wilbur Hooks (ST)
2000	Hakim Akbar (D) Roc Alexander (ST) Owen Biddle (ST) Derrell Daniels (D) Derrick Johnson (ST) Tyler Krambrink (ST) Jerramy Stevens (O)
2001	Cody Pickett (O) Kyle Benn (O) Reggie Williams (O) Greg Carrothers (D) Omare Lowe (D) Larry Tripplett (D) Roc Alexander (ST) Joseph Lobendahn (ST) Zach Tuiaosopo (ST)
2002	Kevin Ware (O) Reggie Williams (O) Kai Ellis (D) Greg Carrothers (D) Derrick Johnson (D) Wilbur Hooks (ST) John Anderson (ST) Tim Galloway (ST)

2003	Cody Pickett (O) Marquis Cooper (D) Owen Biddle (ST) Garth Erickson (ST)
2004	Brad Vanneman (O) Joe Lobendahn (D) Sean Douglas (ST) Tim Galloway (ST)
2005	Isaiah Stanback (O) Evan Benjamin (D) Evan Knudson (ST)
2006	Sonny Shackelford (O) Scott White (D) Sean Douglas (ST) Jake Locker (O)
2007	E.J. Savannah (D) Chris Stevens (ST)
2008	D'Andre Goodwin (O) Daniel Te'o-Nesheim (D) Chris Stevens (ST) Chris Polk (O)
2009	Donald Butler (D) Erik Folk (ST) Chris Polk (O) Mason Foster (D) Kiel Rasp & Greg Walker (ST)
2010	Chris Polk (O) Mason Foster (D) Kiel Rasp & Greg Walker (ST)
2011	Chris Polk (O) Cort Dennison (D) Greg Walker (ST)
2012	Austin Seferian-Jenkins (O) Desmond Trufant (D) Justin Glenn (ST)
2013	Bishop Sankey (O) Hau'oli Kikaha (D) Travis Coons (ST)

Chuck Niemi Big Hit Award

1984	Joe Kelly, ilb Tim Peoples, s
1985	Rick Fenney, fb Tim Peoples, s
1986	Rick McLeod, ot Tim Peoples, s Reggie Rogers, dt
1987	Dennis Brown, dt
1988	Eugene Burkhalter, s
1989	Darius Turner, fb
1990	Dave Hoffmann, lb
1991	Dana Hall, cb Lincoln Kennedy, ot
1992	Jaime Fields, lb
1993	Justin Thomas, olb
1994	Frank Garcia, c
1995	Lawyer Milloy, fs
1996	Dave Janoski, fl
1997	Reggie Davis, hb
1998	Pat Conniff, fb
1999	Curtis Williams, fs
2000	Jeremiah Pharms, olb
2001	Ben Mahdavi, ilb
2002	Jafar Williams, olb
2003	Owen Biddle, s Zach Tuiaosopo, fb
2004	Evan Benjamin Joe Lobendahn C.J. Wallace, s C.J. Wallace, s
2005	C.J. Wallace, s
2006	C.J. Wallace, s
2007	Paul Homer, fb
2008	Johnie Kirton, dt
2009	Victor Aiyewa, s
2010	Nate Williams, s
2011	Devin Aguilar, wr
2012	Sean Parker, s
2013	Shaq Thompson, lb
2014	John Timu, lb
2015	Cory Littleton, lb
2016	Joe Mathis, de

Earle T. Glant Tough Husky Award

1989	James Clifford, lb
1990	Aaron Pierce, te
1991	Dave Hoffmann, lb
1992	Shane Pahukoa, ss
1993	Pete Kaligis, og Myles Corrigan, asst. coach
1994	Eric Bjornson, se
1995	Leon Neal, tb
1996	Lynn Johnson, c
1997	Chris Campbell, de
1998	Josh Smith, de
1999	Dominic Daste, og
2000	Pat Conniff, fb
2001	Kai Ellis, de; Cody Pickett, qb
2002	Elliott Zajac, og Braxton Cleman, tb Pat Reddick, wr
2003	Greg Carrothers, olb
2004	Evan Benjamin, s Brian Gray
2005	Donnie Mateaki, dl
2006	Matk Palaita, fb
2007	Paul Homer, fb
2008	Paul Homer, fb
2009	Mason Foster, olb
2010	Chris Polk, tb
2011	Keith Price, qb
2012	Bishop Sankey, tb
2013	Princeton Fuimaono, lb
2014	Deontae Cooper, tb
2015	Drew Sample, te; Azeem Victor, lb
2016	Chico McClatcher, wr

KING-TV Most Improved Player

1960	Pat Claridge
1961	Lee Bernhardt
1962	Bob Monroe
1963	Bill Douglas
1964	Tod Hullin
1965	Dave Williams
1966	Bob Pederson
1967	Dick Zatkovich
1968	Al Worley
1969	Tom Failla
1970	Bob Burmeister
1971	Gordy Guinn
1972	Al Kelso
1973	Steve Lipe
1974	Robin Earl
1975	Al Burleson
1976	Mike Baldassin
1977	Warren Moon
1978	Chris Linnin
1979	Jim Pence
1980	Mike Curtis
1981	Ray Cattage
1982	Don Dow
1983	Walt Hunt
1984	Reggie Rogers
1985	Jim Mathews
1986	Steve Roberts
1987	Aaron Jenkins
1988	Tony Zackery
1989	Donald Jones
1990	Charles Mincy
1991	Shane Pahukoa
1992	Damon Mack
1993	Russell Hairston
1994	Eric Battle
1995	Rashaan Shehee
1996	Tony Parrish
1997	Fred Coleman
1998	Chris Juergens
1999	Jerramy Stevens (O) Kyle Benn (O) Todd Elstrom (O) Anthony Kelley (D) Toalei Mulitauaoepe (D) Anthony Vontoure (D)

2000	Wes Call (O)
	Omara Lowe (D)
	Ben Mahdavi (D)
	Matt Rogers (O)
2001	Paul Arnold (O)
	Sam Blanche (D)
2002	Dan Dicks (O)
	Charles Frederick (O)
	Derrick Johnson (D)
	Chris Massey (D)
2003	Zach Tuaiasosopo (O)
	Jerome Stevens (D)
2004	Joe Toledo (O)
	Scott White (D)
2005	Stanley Daniels (O)
	Roy Lewis (D)
2006	Quintin Daniels (O)
	Dan Howell (D)
2007	Marcel Reece (O)
	Darin Harris (D)
2008	Michael Gottlieb (O)
	Donald Butler (D)
	Nate Williams (D)

101 Club Scholarship Award

Top Scholar-Athlete

1951	Jim O'Brien
1952	Dick Sprague
1953	Dean Rockey
1954	Jack Kyllingstad
1955	Michael McKinnon
1956	Corky Lewis
1957	Dave Leland
1958	Duane Lowell
1959	Michael Crawford
1960	Bob Hivner
1960	Barry Bullard
1961	John Nelson
1962	Norm Dicks
1963	Mike Briggs
1964	Bill Douglas
1965	Lyle Norwood
1966	Mike Ryan
1967	Don Martin
1968	Bob Anderson
1969	Jim Harris
1970	Bob Lovelien
1971	Dick Galuska
1972	Greg Collins
1973	Pete Taggares
1974	Dennis Fitzpatrick
1975	Ray Pinney
1976	Scott Phillips
1977	Blair Bush
1978	Scott Greenwood
1979	Bruce Harrell
1980	Lance Neubauer
1981	Mark Jerue
1982	Chuck Nelson
1983	Steve Pelluer
1984	Dan Ernisse
1985	Hugh Millen
1986	Thane Cleland
1987	David Rill
1988	Brett Wiese
1989	John McCallum
1990	Mark DeGross
1991	Ed Cunningham
1992	Jim Nevelle
1993	Damon Huard
1994	Dave Janoski
1995	Dave Janoski
1996	Aaron Dalan
1997	Aaron Dalan
1998	Aaron Dalan
1999	Ryan Fleming
2000	Ryan Fleming
2001	Wondame Davis
2002	Matt DeBord
2003	Jimmy Newell

2004	Ty Eriks
2005	Ty Eriks
2006	Cody Ellis
2007	Cody Ellis
2008	Robert Lukevich
2009	Paul Homer
2010	Victor Aiyewa
2011	Brendan Lopez
2012	Drew Schaefer
2013	DiAndre Campbell
2014	Hau'oli Kikaha & Danny Shelton
2015	Brian Clay
2016	Jake Eldrenkamp

Travis Spring Award

Freshman Award

1992	John Fiala
1993	Rashan Shehee
1994	Reggie Davis
1995	Olin Kreutz
1996	Anthony Hicks
1997	Marques Tuaiasosopo
1998	Chris Juergens
1999	John Anderson
	Levi Madarieta
2000	Rich Alexis (O)
	Greg Carothers (D)
	Tyler Krambrink (D)
	Chris Massey (D)
	Justin Robbins (O)
2001	Khalif Barnes (O)
	Reggie Williams (O)
	Sam Cunningham (D)
	Josh Miller (D)
2002	Robin Meadow (O)
	Joe Toledo (O)
	Nate Robinson (D)
	James Sims (D)
2003	Kenny James (O)
	Donny Mateaki (D)
2004	Craig Chambers (O)
	Jordan White-Frisbee (D)
2005	Johnie Kirton (O)
	Chris Stevens (D)
2006	Paul Homer (O)
	Donald Butler (D)
2007	Jake Locker (O)
	Nate Williams (D)
2008	Jermaine Kearse (O)
	Everrette Thompson (D)
2009	Desmond Trufant
2010	Hau'oli Jamora
2011	Austin Seferian-Jenkins
2012	Shaq Thompson
2013	John Ross
2014	Budda Baker & Sidney Jones
2015	Trey Adams & Jake Browning
2016	Taylor Rapp

Mark Drennan Memorial Award

Inspirational JV Player: 1972-1998; Special Teams

Scout Squad MVP: 1999; Defensive Scout Squad

MVP: 2000-2001

1972	Ron Olson
1973	Mike Rohrbach
1974	Bob Kettles
1975	Duane Akina
1976	Jeff Leeland
1977	Ken Gardner
1978	Ken Hamer
1979	Paul Wagner
1980	George Anderson
1981	Ken Winston
1982	Mike Gaffney
1983	Shannon Smith
1984	Tarn Sublett
1985	Blaise Chappell
1986	Tom Johnson
1987	Mitch Robbins
1988	Andy Munro

1989	Jamal Fountaine
1990	Frank Garcia
1991	Steve Hoffmann
1992	Bob Sapp
1993	Rashan Shehee
1994	Jason Harris
1995	Stuart Williams
1996	Brad Hutt
1997	Todd Johnson
1998	Ryan Miletich
1999	Brian Cook
2000	Tim Galloway & Zach Tuaiasosopo
2001	Will Conwell & Manase Hopoi
2002	Matt Fountaine & Dan Milsten
2003	Chris Hemphill
2004	Will Murphy
2005	Daniel Te'o-Nesheim
2006	Cameron Elisara
2007	Cort Dennison
2008	Greg Walker
2009	Tim Tucker
2010	Andrew Hudson & Josh Shirley
2011	Travis Feeney
2012	Drew Schultz
2013	Jermaine Kelly
2014	Jonathan Kwon
2015	Jarett Finau
2016	Byron Murphy

Bob Jarvis Award

Inspirational Walk-On: 1976-1998; Offensive Scout

Squad MVP: 1999

1976	Dean Brooke
1977	Mark Passinetti
1978	Curtis Cummings
1979	Brad Yates
1980	Stewart Keyes
1981	Jim Holzknacht
1982	Mike Storey
1983	Jeff Wilmoth
1984	Donnie Morehead
1985	Joe Bracken
1986	Todd Kester
1987	Marc West
1988	Jim Ferrell
1989	Mark DeGross
1990	Jay Wells
1991	Tom Nakane
1992	John Fiala
1993	Ikaika Malloe
1994	Stuart Williams
1995	Jeff Shoe
1996	Ryan Miletich
1997	Gary Shavey
1998	Colin Beard
1999	Matthias Wilson
2000	Matthias Wilson
	Sean Sweat
2001	Robin Meadow
2002	Clayton Walker
	Shelton Sampson
2003	Louis Rankin
2004	Felix Sweetman
2005	J.R. Hasty
2006	Shelton Sampson
2007	Ronnie Fouch
2008	Gregory Christine
2009	Keith Price
2010	James Atoe, Mike Criste, Micah Hatchie, Ben Riva, Colin Tanigawa
	Cody Brunns
2011	Jeff Lindquist
2012	Lavon Coleman
2013	K.J. Carta-Samuels
2014	Ralph Kinne
2015	Daniel Bridge-Gadd
2016	

Kurt Gegner Memorial Award

Student Trainer/Manager/Video Operations

1981	Kurt Camp
------	-----------

1982	Randy Chin
1983	Willie Issacson
1984	Bart Fulmer
1985	Vic Belfiore
1986	Liz Zelinski
1987	Mike Perala
1988	Jeff Hall
1989	Mike Fina
1990	Jeff Copeland
1991	Erik Mahler
1992	Darin Byle
1994	Jason Kalk
1995	Scott Ritchie
1996	Lindsay Eicher
1997	Josh Dabbs & Scott Whittum
1998	Vince Gildner
1999	Gunnar Tait
	Aung Aye
2000	Bobby Thomas
	Chase Mitsuda
2001	Mike Litke
	Ryan Shinkawa
2002	Maikai Spencer
	Justin Heistand
2003	Jared Ito
	Lucas Jordan
2004	Ryan Shinkawa
	Josh Ben Nick Irving
2005	Jeff Broadwell
	Chad Guptill
	Brian Sahalov
2006	Ian Tushar
	Justin Carter
2007	Jeff Broadwell
2008	Stan McDonald
	Kyle Shoun
2009	Elise Becker
	Joseph Wood
2010	Taylor Sole
	Michelle Nemetz
2011	Rob Kinnard
	Bryan Briggs
	Diana Smith
2012	Meghan Barrington
	Mac Cahill
	Reid Mayfield
2013	Marlee Gross
	Kiernan Honeycutt
	Reid Mayfield
2014	Dan Brusic
	Michael Langsen
	Josh Pahang
2015	David Hansen
	Kyle Lindgren
	Mackenzie Marques
2016	Kyle Thomas
	Jordan Clizer
	Anna DeLeo

Brian Stapp Memorial Award

Inspirational Non-Letterman: 1959-1998; Defensive

Scout Squad MVP: 1999; Special Teams Scout

Squad MVP: 2000-

1959	Richard Dunn
1960	Jim Everett
1961	Jim Everett
1962	Don Carnahan
1963	Brian Biggs
1964	Keith Cordes
1965	John Davis
1966	Clarence Pautzke
1967	Les Dicks
1968	Emmett Arndt
1969	Loren Brucker
1970	Mike Wilds
1971	Rick Simpson
1972	Al McIlheney
1973	Kirk Hopkins

1974	Steve Sly & Guy Marquiss
1975	John Edwards
1976	Steve Cupic
1977	Dean Perryman
1978	Bill Stapleton
1979	John Gardenhire
1980	Ralph Parks
1981	Pat Conrad
1982	Rick DuPree
1983	Hugh Millen
1984	Eric Dahlquist
1985	Sean Bergman
1986	Jim Ferrell
1987	Thomas Parson
1988	Marc West
1989	Matt Jones
1990	Jeff Aselin
1991	Mark Schilder
1992	Ikaika Malloe
1993	Jason Chorak
1994	Josh Smith
1995	Arnie Maish
1996	Chris Waddell
1997	Andy Nevens
1998	Judd Seida
1999	Derek Noble
2000	Brian Cook B.J. Newberry
2001	Matt Griffith
2002	Ryan Campbell Matt Griffith
2003	Mike Mizuha
2004	Matthew Smith
2005	Alex Mercier
2006	Joshua Gage
2007	Quinton Richardson
2008	Adam Long
2009	Cole Sager
2010	Willis Wilson
2011	Marcus Peters
2012	Cleveland Wallace
2013	Azeem Victor
2014	Hayden Schuh
2015	Drew Before
2016	Ralph Kinne

Husky Fever 12th Man Award

2003	Jon Lyon (O) Sam Cunningham (D)
2004	James Sims (O) Greyson Gunheim (D)
2005	Tui Alailefaleula (O) Tahj Bomar (D)
2006	Louis Rankin (O) Brandon Ala (D)
2007	Cody Habben (O) Luke Kravitz (O) Maston Foster (D)
2008	Ronnie Fouch (O) Chris Stevens (D)
2009	Jason Wells
2010	Jesse Callier
2011	Sean Parker
2012	Kasen Williams
2013	Kevin Smith Sean Parker
2014	Drew Schultz
2015	Sean Constantine
2016	Hayden Schuh

Tyee Sports Council Service Award

1999	Chris Waddell Lester Towns
2000	Oye Waddell
2001	Anthony Kelley
2002	Anthony Kelley
2003	Reggie Williams
2004	Matthew Smith
2005	Brian Tawney
2006	Alex Mercier

2007	Carl Bonnell
2008	Desmond Davis
2010	Gregory Christine
2011	Jermaine Kearse
2012	Cody Bruns
2013	Keith Price Will Shamburger
2014	DiAndre Campbell
2015	Michael Kneip

Inspirational Academic Award

Year	Player
1999	Renard Edwards
2000	Anthony Kelley
2002	Pat Reddick

Academic Excellence

Athletic Excellence and Academic Achievement

Year	Player
1995	Damon Huard
1995	Richard Thomas
1996	Dave Janoski
1996	John Fiala
1997	Nigel Burton
1997	Brock Huard
1998	Brock Huard & Nigel Burton
1999	M. Tuiasosopo & Chris Waddell
2000	Marques Tuiasosopo & Kyle Benn

Academic Achievement Award

Year	Player
1999	Larry Tripplett
2000	Oye Waddell
2001	Kyle Benn
2002	Wilbur Hooks
2003	Ty Eriks
2006	Juan Garcia
2007	Dan Howell
2008	Ryan Perkins
2010	Vonzell McDowell, Jr.
2012	Danny Shelton
2013	Travis Coons
2014	Andrew Hudson
2015	Siosifa Tufunga
2016	Psalm Wooching

Don James Perseverance Award

Year	Player
2010	D'Andre Goodwin Quinton Richardson
2011	Desmond Trufant
2013	Tre Watson
2014	Kasen Williams
2015	Budda Baker & Scott Lawyer
2016	Damion Turphin & Jeff Lindquist

Coaches' Awards

Year	Player
1999	Pat Conniff Jermaine Smith Chris Juergens Mac Tuiaea
2000	Kyle Benn Todd Elstrom Ossim Hatem Willie Hurst Ryan Julian Jafar Williams
2001	Joe Collier Todd Elstrom Marcus Roberson Jamaun Willis
2002	Houdini Jackson Todd Bachert Paul Arnold

Iron Husky Award

Year	Player
2014	Andrew Hudson
2015	Taniela Tupou
2016	Shane Brostek

Newcomer Weightroom Award

Year	Player
2014	Matt James
2015	Bryce Sterk
2016	Byron Murphy

Husky Excellence Award

Year	Player
2016	Lavon Coleman & Connor O'Brien

Make-A-Wish Award

Year	Player
2016	Cameron Van Winkle & Darrell Daniels

ALL-STAR GAME PARTICIPANTS

East-West Shrine Game

* Defensive MVP

Year	Player, Pos.
1925	Jimmy Bryan, g
1927 (Jan.)	Judson Cutting, e George Guttormsen, qb Harold Patton, b
1927 (Dec.)	Leroy Schuh, e Pat Wilson, fb Bill Wright, g
1930 (Jan.)	Bill Gregor, g
1932	Merle Hufford, b Paul Schwegler, t
1934	Bill Smith, e
1935	Chuck Mucha, g Paul Sulkosky, e Woody Ullin, t
1936	Abe Shper, g
1939	Jim Johnston, hb Art Means, g
1941	Jay MacDowell, e Dean McAdams, hb Rudy Mucha, c
1942	Glen Conley, t Roy Frankowski, g Earl Younglove, e Bob Friedman, t Walt Harrison, c
1943	Dick Ottele, hb John Roderick, e Bill McGovern, c Bob Nelson, e Gordon Berlin, c Dick Hagen, e Fred Provo, b
1944	Gail Bruce, e Carl Fennema, c Arnie Weinmeister, t
1949 (Jan.)	Robert Levenhagen, g Alf Hemstad, g
1949 (Dec.)	George Bayer, g
1950	Joe Cloidt, e Roland Kirkby, b Hugh McElhenny, b Phil Gillis, e Don Heinrich, qb Louis Yourkowski, t
1954	Milt Bohart, g Dean Chambers, t
1956	Dean Derby, b

1958	George Strugar, t Jimmy Jones, lb Kermit Jorgensen, b
1961	John Meyers, t Jim Skaggs, g
1962	Ray Mansfield, c Charlie Mitchell, b
1965 (Jan.)	Charlie Browning, b Jim Norton, t Rick Redman, g
1965 (Dec.)	Fred Forsberg, t Tod Hullin, qb Ron Medved, b
1966	Tom Greenlee, de Dave Williams, e
1967	Ron Hudson, c Bob Richardson, ot Steve Thompson, de
1968	Al Worley, db
1969	Lee Brock, dt
1971 (Jan.)	Bo Cornell, fb Ernie Janet, g Ken Lee, lb
1971 (Dec.)	Rick Huget, lb Jim Krieg, se
1972	John Brady, te Gordy Guinn, dt Calvin Jones, db Skip Boyd, p/db Dave Pear, dt
1976	Ray Pinney, c
1977 (Dec.)	Ken Greene, db Gavin Hedrick, pk
1979	Jeff Toews, ot Michael Jackson, lb Mark Lee, cb
1980	Tom Turnure, c Randy Van Divier, ot Curt Marsh, ot Tom Flick, qb
1982	Mark Jerue, lb
1983	Paul Coty, c Chuck Nelson, pk Paul Skansi, wr
1985	Danny Greene, fl Ron Holmes, dt
1986	Joe Kelly, ilb
1987	Rod Jones, te Tim Peoples, ws Reggie Rogers, dt Chris Chandler, qb Darryl Franklin, wr David Rill, ilb
1989	Aaron Jenkins, fb Mike Zandofsky, ot Dennis Brown, de
1990	Le-Lo Lang, cb
1991	Charles Mincy, cb Jeff Pahukoa, ot
1992	Mario Bailey, se Brett Collins, lb Ed Cunningham, c *Dana Hall, cb
1993	Mark Brunell, qb Dave Hoffmann, lb Lincoln Kennedy, ot
1994	D'Marco Farr, dt Matt Jones, fb
1995	Mark Bruener, te Napoleon Kaufman, tb
1996	Ernie Conwell, te Damon Huard, qb
1997	Ink Aleaga, lb David Richie, dl

1998	Cameron Cleeland, te Jason Chorak, de Tony Parrish, olb
2000	Jabari Issa, de Jermaine Smith, cb Lester Towns, lb Mac Tuiaaea, dt
2001	Pat Conniiff, fb Jeremiah Pharms, olb Elliot Silvers, ot
2002	Kyle Benn, c Omare Lowe, cb
2003	Kevin Ware, te Ben Mahdavi, ilb
2004	Greg Carothers, olb Marquis Cooper, ilb Terry Johnson, dt
2005	Zach Tuiaosopopo, rb
2006	Manase Hopoi, dt Joe Toledo, ot
2007	Sean Douglas, p Dashon Goldson, db
2009	Juan Garcia, c
2011	Nate Williams, s
2014	Sean Parker, s Keith Price, qb
2015	Kasen Williams, wr

Senior Bowl

Senior Bowl established 1950

Year	Player, Pos.
1957	George Strugar, t
1959	Mike McCluskey, b
1961	Bob Hivner, qb Don McKeta, hb
1963	Rod Scheyer, c
1965	Jim Norton, t
1976	Ray Pinney, c
1979	Nesby Glasgow, db Spider Gaines, wr
1983	Ray Horton, cb Mark Stewart, lb
1984	Rick Mallory, og
1985	Danny Greene, fl Tim Meamber, ilb Jacque Robinson, tb
1986	Joe Kelly, ilb Vestee Jackson, cb
1987	Rick Fenney, fb Lonzell Hill, se Reggie Rogers, dt
1988	Brandy Brownlee, pk Chris Chandler, qb
1990	Bern Brostek, c
1992	Aaron Pierce, te
1995	Napoleon Kaufman, tb
1996	Bob Sapp, og
1998	Jerome Pathon, wr Rashaan Shehee, tb
1999	Tony Coats, og
2001	Marques Tuiaosopopo, qb Chad Ward, og
2002	Larry Tripplett, dl
2003	Cody Pickett, qb
2011	Jake Locker, qb Mason Foster, lb
2012	Senio Kelemete, ol Chris Polk, rb Alameda Ta'amu, dt
2013	Desmond Trufant, cb
2015	Danny Shelton, dl Hau'oli Kikaha, olb/de
2016	Kevin King, cb

Blue-Gray All-Star Game

Year	Player, Pos.
1973	Pete Taggares, hb
1975	Ray Pinney, c
1976	Robin Earl, rb
1987	Brian Habib, dt
1988	Ricky Andrews, ilb Aaron Jenkins, tb Mike Zandofsky, ot

1993	Beno Bryant, tb Tom Gallagher, ot Andy Mason, lb Jim Nevelle, c D'Marco Farr, dt
1994	Andrew Peterson, ot

Hula Bowl

+Offensive Player of the Game

Year	Player, Pos.
1948	Dick Hagen, e Ken Solid, b
1949	Alf Hemstad, g Bob Levenhagen, g Joe Cloidt, g
1951	Hugh McElhenny, b
1952	Milt Bohart, g
1954	Roy McKasson, c Bob Schloretd, qb Chuck Allen, g George Fleming, b Kurt Gegnor, t
1961	Jim Skaggs, g
1962	Ray Mansfield, c
1963	Charlie Mitchell, b Rick Redman, g Junior Coffey, b
1965	Fred Forsberg, e Ron Medved, b
1966	Tom Greenlee, de Dave Williams, e
1967	Dean Halverson, e Bob Richardson, t
1968	Al Worley, db Lee Brock, t
1969	Bruce Jarvis, c
1970	Jim Krieg, se
1971	Cal Jones, db
1972	Bill Cahill, db Kurt Matter, de Sonny Sixkiller, qb
1973	Rick Hayes, ol Skip Boyd, p Dave Pear, dl
1974	Al Burleson, db
1975	Robin Earl, fb Dave Browning, de Spider Gaines, se Nesby Glasgow, cb
1976	Greg Grimes, s
1977	Doug Martin, dt
1978	Mike Reilly, c
1979	Toussaint Tyler, fb Fletcher Jenkins, dt
1980	Ray Horton, cb Mark Stewart, lb Steve Pelluer, qb
1981	Vestee Jackson, cb
1982	Rick Fenney, fb Kevin Gogan, ot
1983	Lonzell Hill, se Jeff Jaeger, pk Rick McLeod, ot Bo Yates, lb
1984	Ricky Andrews, lb
1986	Mike Zandofsky, ot
1987	Bern Brostek, c + Cary Conklin, qb Andre Riley, se Greg Lewis, tb
1988	Jeff Pahukoa, ot Travis Richardson, de Dean Kirkland, og
1989	Mario Bailey, se Ed Cunningham, c Siupeli Malamala, ot
1990	Aaron Pierce, te
1991	Dave Hoffmann, lb Lincoln Kennedy, ot Tommie Smith, ss Hillary Butler, lb
1992	Pete Pierson, ot Jamal Fontaine, de Mark Bruener, te
1993	Andrew Peterson, ot

1996	Ernie Conwell, te Damon Huard, qb Cameron Cleeland, te
1998	Dane Looker, wr
2000	Ken Walker, fb
2002	Roc Alexander, cb Todd Bachert, ot Charles Frederick, wr
2003	Tusi Sa'au, og
2005	Evan Benjamin, lb

Rotary Gridiron Classic

Year	Player, Pos.
1999	Aaron Dalan, ot
2002	Omare Lowe, cb

NFLPA Collegiate Bowl

Year	Player, Pos.
2015	Travell Dixon, cb Micah Hatchie, ol Andrew Hudson, dl John Timu, lb
2016	Jaydon Mlckens, wr Joshua Perkins, te Taniela Tupou, dl
2017	Jake Eldrenkamp, ol Darrell Daniels, te

Tropical Bowl

Year	Player, Pos.
2017	Cameron Van Winkle, pk

Texas vs. the Nation Challenge

Year	Player, Pos.
2007	Louis Rankin, rb Marcel Reece, wr

Eastham Energy All-Star Game

Year	Player, Pos.
2011	Ryan Tolar, og Cody Habben, ot

College All-Star Bowl

Year	Player, Pos.
2014	Gregory Ducre, cb

Japan Bowl

Year	Player, Pos.
1976	Al Burleson, db Dan Lloyd, lb Robin Earl, fb
1977	Dave Browning, dt
1978	Jeff Toews, og
1979	Michael Jackson, lb
1980	Tom Turnure, c Antowaine Richardson, lb
1981	Tom Flick, qb Curt Marsh, ot Toussaint Tyler, fb
1982	Fletcher Jenkins, dt Mark Jerue, lb
1983	Eric Moran, ot Paul Skansi, wr
1984	Vince Albritton, ss
1985	Dan Eernisse, c Jim Rodgers, ss
1986	Dan Agen, c Ron Hadley, lb
1988	Darryl Franklin, wr Rick McLeod, ot Brian Slater, wr
1989	Le-Lo Lang, cb
1990	John Cook, mg Greg Lewis, tb Jeff Pahukoa, ot
1991	Dana Hall, cb Donald Jones, lb Mark Brunell, qb James Clifford, lb

Chicago Tribune All-Star Game

Year	Player, Pos.
1934	Bill Smith, e
1935	Charles Mucha, g
1937	Jimmie Cain, hb Byron Haines, hb Max Starceovich, g John Wiatrak, c
1938	Bud Erickson, t Vic Markov, c
1939	Jim Johnston, hb
1941	Dean McAdams, hb Rudy Mucha, c
1942	Ray Frankowski, g
1948	Arnold Weinmeister, t
1952	Hugh McElhenny, fb
1954	Dean Chambers, t
1957	George Strugar, t
1958	Jim Jones, hb
1961	Ben Davidson, t George Fleming, b
1962	John Meyers, t Jim Skaggs, g
1963	Ray Mansfield, c Charles Mitchell, hb
1965	Junior Coffey, hb Jim Norton, t Dave Williams, fl
1970	Clyde Werner, lb
1971	Ernie Janet, g
1973	Bill Cahill, db
1976	Ray Pinney, c

OTHER AWARDS

Seattle Post-Intelligencer/ Seattle Sports Council

Sports Star of the Year

(Football Coaches & Players only)

Year	Recipient, Sport
1937	John Cherberg
1939	Dean McAdams
1944	Jim McCurdy
1951	Hugh McElhenny
1953	Arnie Weinmeister
1959	Jim Owens
1960	Don McKeta
1964	Rick Redmond
1973	Calvin Jones
1977	Warren Moon
1979	Joe Steele
1981	Don James
1982	Chuck Nelson
1990	Greg Lewis
1991	Steve Emtman
1994	Napoleon Kaufman
1999	Marques Tuiaosopopo
2009	Jake Locker
2011	Chris Polk

Gene Stallings Award

2017	Chris Petersen
------	----------------

AFCA Coach of the Year

1977	Don James
------	-----------

Paul "Bear" Bryant Award

1991	Don James
------	-----------

Eddie Robinson Coach of the Year

1991	Don James
------	-----------

ALL-TIME LETTERWINNERS

A

Name	Pos.	No.	Hometown	Years
Abel, Bob	QB	5	Aberdeen, WA	1919, '20
Abel, Don	E	—	—	1914, '16
Abel, Fred	—	—	—	1922, '23
Able, George	—	—	—	1914
Adams, Trey	OL	72	Wenatchee, WA	2015, '16
Afoa, Wilson	DT	74	Honolulu, HI	2004, '05, '06, '07
Agen, Dan	C	57	Burlington, WA	1983, '84, '85
Aguilar, Devin	WR	9	Denver, CO	2008, '09, '10, '11
Aguirre, Dick	E	38	San Diego, CA	1959, '60
Ahonen, Art	HB	6	Ironwood, MI	1932, '33, '34
Aiyewa, Victor	S/LB	41	Fresno, TX	2007, '09, '10
Ajamu, David	TE	85	Shelton, WA	2014, '16
Akbar, Hakim	SS	9	Riverside, CA	1998, '99, '00
Akbar, Mikal	WR	9	Riverside, CA	2000
Akina, Duane	QB	9	Honolulu, HI	1976, '77, '78
Akins, Al	—	—	—	1943
Ala, Brandon	DE	41	Waianaie, HI	2003, '04, '06
Aleifehalefa, Tui	DT/OG	55	Anchorage, AK	2001, '02, '03, '05
Albrecht, Ben	DT	69	Norwalk, CA	1970, '71, '72
Albrecht, Bill	H	40	Southington, CT	1951, '52, '54
Albritton, Vince	SS	6	Oakland, CA	1981, '82, '83
Aleaga, Ink	ILB	54	Honolulu, HI	1994, '95, '96
Aldrich, Kalani	DE	50	Hilo, HI	2009, '10
Alkire, Andy	T	86	Santa Rosa, CA	1960, '61, '62
Allen, Anthony	SE	15	Seattle, WA	1979, '80, '82
Allen, Cal	HB	23	Bellevue, WA	1969
Allen, Chuck	G	66	Cle Elum, WA	1958, '59, '60
Allen, John	CB	28	Seattle, WA	1983, '84
Alexander, Roc	CB	3	Colorado Springs, CO	2000, '01, '02, '03
Alexis, Rich	TB	24	Coral Springs, FL	2000, '01, '02, '03
Allman, Mike	ROV	16	Redmond, WA	1987, '88
Alozie, Eric	FL	9	San Bernardino, CA	1989
Alvarado, Tony	SS	1	Vancouver, WA	1980, '82, '83
Alvord, Steve	MG	93	Bellingham, WA	1984, '85, '86
Ames, Bill	TE	89	Spokane, WA	1986, '87, '88
Ames, Floyd	—	—	—	1906
Amosa, Jonathan	FB	48	Seattle, WA	2011, '12
Andersen, Hjalmer	LE	22	Seattle, WA	1946, '47
Anderson, Bob	DT	72	Wenatchee, WA	1966, '67, '68
Anderson, Herman	—	—	—	1911-14
Anderson, James	QB	15	Fresno, CA	1973, '74, '75
Anderson, John	PK	15	Boynton Beach, FL	1999, '00, '01, '02
Anderson, Johnny	TB	46	Bonner Springs, KS	1987
Anderson, Steve	OT	73	Long Beach, CA	1971
Andre, Phil	DB	28	San Francisco, CA	1971, '72
Andrews, George	—	—	—	1894
Andrews, Ricky	ILB	55	Millilani, HI	1985, '88
Andrienas, Jim	C	53	Seattle, WA	1971, '73
Angotti, Jay	SS	27	Honolulu, HI	2007
Antonicich, Mark	T	16	Winslow, WA	1932
Antonicich, Pete	E	12	Winslow, WA	1931, '32
Apking, Fritz	E	8	Reading, OH	1949, '50
Apostle, Tony	HB	23	Tacoma, WA	1971
Armstrong, Don	G	61	Longview, WA	1956, '57, '58
Arnason, Hal	Q	49	Bellingham, WA	1945
Arnold, Paul	TB	20	Seattle, WA	1999, '00, '01, '02
Arrivey, Pete	C	50	Seattle, WA	1953, '54
Aselin, Jeff	OG	53	Huntington Beach, CA	1994
Ask, Scott	C	77	Olympia, WA	1998
Atoe, James	OL	70	The Dalles, OR	2011, '12, '13, '14
Attridge, Arthur	—	—	—	1896
Austin, Everett	HB	52	Hoquiam, WA	1935, '36, '37
Austin, Gerry	QB	11	Kelso, WA	1942, '47
Austin, Manuel	WR	43	Los Gatos, CA	1997, '98, '99

B

Babcock, Frank	G	—	Everett, WA	1904, '05, '08
Baccellia, Andre	WR	19	Thousand Oaks, CA	2016
Bachert, Todd	C	72	Mission Viejo, CA	2000, '01, '02, '03
Bagshaw, Enoch	—	—	—	1903, '07
Bailey, Bruce	TE	88	Seattle, WA	1991, '92
Bailey, Cary	DT	71	Marysville, WA	1981
Bailey, Mario	SE	5	Seattle, WA	1989, '90, '91
Bailey, Walter	CB	23	Portland, OR	1990, '91, '92
Baker	—	—	—	1909
Baker, Budda	S	32	Bellevue, WA	2014, '15, '16
Balchunas, Tony	T	34	Kelso, WA	1942, '43
Baldassin, Mike	ILB	60	Tacoma, WA	1974, '75, '76
Baldwin, Kenny	WS	91	Tacoma, WA	1983
Ballenger, Ken	OG	61	Idaho Falls, ID	1967, '68, '69
Ballman, Jared	P	12	San Diego, CA	2007, '08
Bandel, Ben	TE	89	Murrieta, CA	2003, '04
Banks, Joshua	DT	99	Stockton, CA	2012
Bantz, Burwell	T	—	Juan de Fuca, WA	1905, '08
Barber, Rich	WS	10	Oxnard, CA	1984
Barmon, Jack	E	72	Seattle, WA	1942
Barnes, Bill	C	56	Laguna Beach, CA	1964, '65, '66
Barnes, Khalif	OT	65	Spring Valley, CA	2001, '02, '03, '04
Barnett, Marlion	TE	81	Corona, CA	2010
Barrett, Robert	HB	60	Seattle, WA	1941
Barry, Damon	SE	21	Northglenn, CO	1991, '92
Barry, Jay	TB	42	Northglenn, CO	1989, '90, '91, '92
Bartlett, Tevin	OLB	17	Cheyenne, WY	2015, '16
Barton, Taylor	QB	12	Beaverton, OR	2001, '02
Bates, Bill	C	32	Honolulu, HI	1928, '29
Battle, Eric	OT	70	Carson, CA	1994, '95
Baty, Rank	LB	57	Tacoma, WA	1969, '70
Bauer, Steve	TE	88	Los Gatos, CA	1977, '78
Bayard, Ralph	SE	92	San Francisco, CA	1969, '70
Bayer, George	RT	44	Bremerton, WA	1946, '49
Bayle, David	TE	86	San Marino, CA	1979, '80
Beall, Bruce	ILB	48	Portland, OR	1985, '86, '87

Bean, Mike	SE	2	Carson, CA	1977
Beard, Colin	OG	65	Seattle, WA	1998
Bearden, Garland	MG	53	Tacoma, WA	1984
Beaupain, Brooks	ROV	12	Bellevue, WA	1994, '95, '96
Beaver, Brandon	S	9	Long Beach, CA	2013, '14, '16
Beavers, DJ	ILB	15	Colver City, CA	2016
Bechtel, Chuck	Q	14	Seattle, WA	1937, '38, '39
Beck, Bill	—	—	—	1922, '23
Beck, Broussais	—	—	—	1907
Becket, Hugh	—	—	Seattle, WA	1924, '25
Beckett, Welton	—	—	Seattle, WA	1926
Before, Drew	WR	31	Spokane, WA	2015, '16
Bell, Curtis	FL	80	Toronto, Ontario	1987
Bell, Joe	HB	28	San Francisco, CA	1969, '70
Bellman, Verne	—	—	—	1922, '23, '24
Belmondo, Dave	DT	69	Renton, WA	1975
Benjamin, Evan	S/LB	27	Redmond, WA	2002, '03, '04, '05
Benn, Jason	TE	87	Edmonds, WA	2003, '04, '05
Benn, Kyle	C	64	Edmonds, WA	1998, '99, '00, '01
Bennett, Steve	SE	89	Spokane, WA	1997
Berg, Bob	DB	18	LaPuenta, CA	1967, '68, '69
Berg, Elmer	Q	4	Seattle, WA	1940, '41
Bergh, Arne	HB	17	Seattle, WA	1951, '52, '53
Bergland, Erik	OT	69	Beaverton, OR	2007
Bergmann, Marv	C	50	Camas, WA	1957
Berlin, Gordon	C	70	Seattle, WA	1943, '47
Bernhardt, Lee	F	30	Trona, CA	1961, '62
Bertheau, Rene	T	56	Vancouver, WA	1956, '57
Bethea, Cliff	NG	67	Harrisburg, PA	1977
Beuch, William	—	—	—	1944
Bevandich, Louis	E	—	—	1945
Beymer, Jim	DT	80	Kent, WA	1965
Bianchini, Paul	DE	87	Mount Vernon, WA	1974, '75
Bibbs, Dwight	—	—	—	1994
Biddle, Brooks	RH	8	Seattle, WA	1946, '47, '48
Biddle, Owen	FS	43	Bellevue, WA	2000, '01, '02, '03
Bierria, Keishawn	ILB	7	Carson, CA	2014, '15, '16
Binkley, Jesse	ILB	16	Seattle, WA	1995, '96
Bird, Harry	RG	48	Seattle, WA	1938, '39
Bjornson, Eric	SE	14	Oakland, CA	1991, '92, '93, '94
Black, George	E	9	Kennewick, WA	1951, '52, '53
Black, John	—	—	—	1921
Blacken, Ron	SE	17	Lake Stevens, WA	1978, '79, '80
Blake, Beull	—	—	—	1917, '19
Blanche, Sam	ILB	31	Pomona, CA	1999, '00, '01
Blanks, Harvey	WB	29	Chicago, IL	1967, '68
Bledsoe, Clarence	HB	33	Greenville, TX	1930, '31
Bledsoe, Mac	OT	73	Ellensburg, WA	1965, '66, '67
Bliss, Bernard	T	—	—	1911, '12, '13
Boggs, Ralph	—	—	—	1906
Bohart, Milt	G	66	Wenatchee, WA	1951, '52, '53
Bomar, Tahj	OLB	47	Kent, WA	2003, '04, '05, '06
Bonamy, Douglas	C	21	Seattle, WA	1925, '26, '27
Bond, Chuck	T	72	Hoquiam, WA	1934, '35, '36
Bond, Chuck	T	73	Puyallup, WA	1963
Bond, Randall	Q	74	Hoquiam, WA	1935
Bonnell, Carl	QB	11	Kent, WA	2004, '06, '07
Bonner, Glen	RB	5	Yakima, WA	1972, '73
Bonwell, Tony	DB	24	Huntington Beach, CA	1971, '72
Book, Michael	PK	11	Renton, WA	2006
Booker, Justin	OT	76	Seattle, WA	2002, '03
Borden, Fred	FB	25	Shoshone, ID	1931, '32
Borders, Phil	Q	14	Seattle, WA	1958
Boulton, Silas	QB	5	Anacortes, WA	1932, '33
Boustead, Bob	DB	23	Cottage Grove, OR	1973, '74
Bowman, Shane	DL	96	Bellevue, WA	2015, '16
Bowen, Joe	C	26	Centralia, WA	1927
Boyce, Dorson	TE/FB	88	New York, NY	2009, '10
Boyd, Neil	E	3	Pasco, WA	1949, '50, '51
Boyd, Skip	P	3	Chelan, WA	1972, '73, '74
Boyd, Stan	C	60	Chelan, WA	1956
Boyle, Glenn	C	15	Aberdeen, WA	1932, '33
Bracken, Joe	OLB	43	Seattle, WA	1986
Brady, John	TE	87	Oak Harbor, WA	1970, '71, '72
Bragdon, Roger	—	—	—	1906
Branwell, Steve	OHB	13	Bremerton, WA	1963, '64, '65
Brandt, Gary	OG	61	Regina, Saskatchewan	1964, '65, '66
Brandt, Rich	E	81	Burien, WA	1956, '57
Braunstein, Michael	PK	14	Gilbert, AZ	2004, '06
Breda, Firmo	LG	41	Renton, WA	1936, '37, '38
Brennan, Bob	PK	8	Seattle, WA	1981
Bresolin, Andy	OG	62	El Cerrito, CA	1980, '81
Bridge, Todd	OG	62	Montesano, WA	1992
Bridges, Corky	HB	12	Raymond, WA	1953
Briggs, Gary	FL	81	Olympia, WA	1977, '78, '79
Briggs, Mike	T	76	Port Angeles, WA	1961, '62, '63
Brigham, Jeremy	TE	84	Scottsdale, AZ	1995, '96, '97
Brimhall, Dennis	FL	82	Long Beach, CA	1971
Brinker, Dode	E	—	—	1904, '05
Briscoe, Bob	ROV	28	Fort Lee, NJ	1987, '88, '89, '90
Brix, Egbert	—	—	—	1924, '25
Brix, Herman	T	20	Tacoma, WA	1925, '26, '27
Brock, Lee	DE	87	Seattle, WA	1967, '68, '69
Bronson, Demetrius	TB	22	Kent, WA	2009
Bronson, Gordy	TE	84	Boise, ID	1975
Bronson, Jared	TE	99	Kent, WA	2005
Brooke, Dean	—	—	—	1976
Brooks, Greg	CB	43	Kirkland, WA	1975, '76, '77
Brooks, Neil	FB	30	Livingston, MT	1941, '42
Brooks, Ryan	OT	79	Richland, WA	2001, '02, '03, '04
Brose, Ted	OG	64	Port Orchard, WA	1981, '82, '83
Brostek, Bern	C	60	Honolulu, HI	1986, '87, '88, '89
Brostek, Shane	OL/DL	60	Kamuela, HI	2012, '13, '15, '16
Brougham, Dave	LG	33	Seattle, WA	1945
Brougham, Milton	T	56	Seattle, WA	1934, '35

Brown, Bill	FB	45	Tacoma, WA	1985
Brown, Corey	ILB	32	Inglewood, CA	1989
Brown, Dennis	TB	4	Monrovia, CA	1979, '80, '81, '82
Brown, Dennis	DT	79	Los Angeles, CA	1986, '87, '88, '89
Brown, Derrick	QB/TE	6/18	Winchester, CA	2012
Brown, Reggie	TE	89	Oakland, CA	1973, '74
Browning, Charlie	OHB	38	Stockton, CA	1962, '63, '64
Browning, Dave	DT	65	Fairfield, WA	1976, '77
Browning, Dean	MG	99	Fairfield, WA	1981, '82, '83
Browning, Jake	QB	3	Folsom, CA	2015, '16
Brownlee, Brandy	PK	5	Garland, TX	1987
Broz, Willis	B	16	Tacoma, WA	1927, '28, '29
Bruce, Gail	RE	21	Puyallup, WA	1945, '46, '47
Bruce, James	TE	—	—	1913
Bruener, Mark	TE	85	Aberdeen, WA	1991, '92, '93, '94
Brunell, Mark	QB	11	Santa Maria, CA	1990, '91, '92
Bruns, Cody	WR	7	Prosser, WA	2008, '09, '10, '12
Bryan, James	G	7	Seattle, WA	1920, '22, '23
Bryant, Beno	TB	11	Los Angeles, CA	1989, '93
Bryant, Myles	CB	31	Los Angeles, CA	2016
Buck, Parker	E	27	Tacoma, WA	1943
Bukland, Charlie	DB	47	Westminster, CA	1971
Buflin, Burl	HB	10	Amarillo, TX	1932, '34
Bulger, Ace	TE	85	Tacoma, WA	1968, '69, '70
Bullard, Barry	T	74	Coos Bay, OR	1958, '59, '60
Bullard, Tim	G	58	Coos Bay, OR	1960, '61
Bulyca, Casey	OG	72	Woodinville, WA	2007, '08
Burke, Tony	—	—	—	1933, '34
Burkhalter, Eugene	FS	21	Long Beach, CA	1987, '88, '89
Burleson, Alvin	DB	18	San Francisco, CA	1973, '74, '75
Burleson, Alvin, Jr.	ROV	45	Seattle, WA	1997
Burmeister, Bob	DB	11	Evanston, IL	1969, '70
Burnett, Bill	RT	52	Seattle, WA	1947, '48, '49
Burnham, Tim	OG	78	Cottonwood, CA	1984, '85
Burnham, Tom	ILB	37	Cottonwood, CA	1979, '80, '81, '82
Burr-Kirven, Ben	ILB	25	Menlo Park, CA	2015, '16
Burrell, Eddie	ILB	48	Huntington Beach, CA	1996
Burrows, Rick	—	—	—	1896
Burton, Nigel	ROV	8	Sacramento, CA	1996, '97, '98
Buse, August	FB	55	Everett, WA	1930, '31,

Christie, Morris	E	—	Ottumwa, IA	1905	
Christine, Gregory	OG/C	61	Camarillo, CA	2009, '10	
Claridge, Bruce	E	89	Vancouver, B.C.	1956, '57, '58	
Claridge, Pat	E	81	Vancouver, B.C.	1958, '59, '60	
Clark, Arthur	—	—	—	1906	
Clark, Earl F.	—	—	—	1912, '13	
Clark, Gary	E	97	Edmonds, WA	1961, '62	
Clark, George	—	—	—	1907	
Clark, John	G	43	Honolulu, HI	1942	
Clark, John	DL	57	Marysville, WA	2016	
Clark, Newman	T	9	Walla Walla, WA	1919, '20, '21	
Clark, Ron	DT	77	Seattle, WA	1965	
Clarke, Doug	FS	11	Seattle, WA	2001	
Clawson, David	OLB	95	Seattle, WA	1979, '80	
Clay, Brian	S	35	Vacaville, CA	2014, '15	
Cleland, Cameron	TE	85	Sedro-Woolley, WA	1994, '95, '96, '97	
Cleland, Thane	P	9	Lake Oswego, OR	1983, '84, '85, '86	
Cleman, Braxton	TB	29	Oroville, WA	1998, '99, '00, '02	
Clifford, James	ILB	53	Seattle, WA	1988, '92	
Clinton, Eddie	E	50	Seattle, WA	1932, '33	
Clinton, Frank	E	55	Tacoma, WA	1943	
Clinton, James	—	—	—	1945	
Clinton, Joe	E	2	Great Falls, MT	1948, '49, '50	
Coats, Tony	OG	67	Port Orchard, WA	1995, '96, '97, '98	
Coby, Vince	TB	5	Tacoma, WA	1978, '79, '81	
Coffey, Junior	FB	30	Dimmitt, TX	1962, '63, '64	
Coffin, Junior	NT	92	Bremerton, WA	2001, '02	
Coker, Cliff	LB	50	Pasadena, CA	1966, '67	
Cole, Clarence	QB	—	—	1905	
Cole, David	FL	11	Pittsburg, CA	1986	
Cole, John	—	—	—	1924, '25	
Cole, Kenneth	—	—	—	1923	
Coleman, Fred	FL	22	Tyler, TX	1994, '95, '96, '97	
Coleman, Lavon	TB	22	Lompoc, CA	2014, '15, '16	
Coleman, Randy	DT	89	Renton, WA	1970, '71	
Coles, Mike	G	46	Seattle, WA	1943	
Collier, Joe	TE	97	Spokane, WA	2000, '01	
Collins, Brett	WLB	46	Portland, OR	1988, '89, '90, '91	
Collins, Greg	QB	15	Torrance, CA	1970, '71, '72	
Collins, Michael	CB	20	Vancouver, WA	1981, '82, '83	
Compton, James	FB	36	Bandera, TX	1987, '88, '89	
Condon, Matt	SE	30	Federal Way, WA	1997	
Conklin, Cary	QB	10	Yakima, WA	1988, '89	
Conley, Glen	T	15	Cheney, WA	1939, '40, '41	
Conley, Ken	WR	20	Sacramento, CA	1973, '74	
Connell, Kurth	OT	69	Seattle, WA	1998, '99	
Conniff, Pat	FB	47	Woodinville, WA	1997, '98, '99, '00	
Conrad, Pat	ILB	41	Lynnwood, WA	1982	
Constantine, Sean	LB	34	Hunts Point, WA	2014, '15	
Conwell, Ernie	TE	82	Kent, WA	1992, '93, '94, '95	
Conwell, Willie	DE	82	Kent, WA	2002	
Cook, Bill	—	—	—	1910	
Cook, Brian	FB	34	Des Moines, WA	2000, '01	
Cook, John	MG	93	Olympia, WA	1989, '90	
Cooke, Gene	FB	19	Madras, OR	1925, '26, '27	
Cooney, Adam	OT	78	Hillsboro, OR	1987, '88, '89, '90	
Coons, Travis	PK/P	46	Alta Loma, CA	2012, '13	
Cooper, Deontae	TB	32/6	Perris, CA	2013, '14, '15	
Cooper, Marquis	OLB	88	Gilbert, AZ	2000, '01, '02, '03	
Cope, Jim	FL	28	Oak Harbor, WA	1966, '67, '68	
Corbet, G.H.J.	QB	—	Seattle, WA	1901	
Core, John	G	62	Compton, CA	1955, '56, '57	
Cornell, Bob	FB	32	Seattle, WA	1968, '69, '70	
Corson, H.W.	—	—	—	1900	
Coryell, Don	RH	23	Seattle, WA	1949	
Cosgrove, J.G.	E	—	Pomeroy, WA	1900, '01	
Coty, Paul	C	50	Centralia, WA	1980, '81, '82	
Covington, Tony	TB	39	Portland, OR	1985, '86, '87, '88	
Cowan, Tim	QB	14	Cerritos, CA	1980, '82	
Cox, Bob	Q	22	Walla Walla, WA	1954	
Coyle, Michael	WR	83	Ponaganset, RI	1997	
Coyle, Vee	QB	—	Seattle, WA	1908, '09, '10, '11	
Crabbe, Jason	PK	97	Laguna Beach, CA	1991, '93	
Craig, Alan	LB	49	Seattle, WA	1969, '70, '71	
Crawford, Mike	G	69	Sedro-Woolley, WA	1957, '59	
Cree, Connor	DE	91	Sammamish, WA	2012, '13	
Crichton, Talia	DE	1/11	Lakewood, CA	2009, '10, '11, '12	
Crim, Owen	C	—	—	1903, '04, '05, '06, '07	
Criste, Mike	OL	78	Mission Viejo, CA	2012, '13, '14	
Criste	—	—	—	1923	
Cromer, Marshall	OG	72	Lake Oswego, OR	1976, '77, '78	
Crook, Stew	F	41	South Bend, WA	1952, '53, '54	
Crow, Doug	OG	73	Renton, WA	1982, '83, '84	
Crutchley, Dash	TE	85	Temecula, CA	2004, '05	
Cruver, Al	FB	73	Seattle, WA	1936, '37	
Cuesta, Tony	WR	81	West Covina, CA	1976	
Cunningham, Dan	OT	72	Huntington, CA	1969, '70	
Cunningham, Ed	C	79	Alexandria, VA	1988, '89, '90, '91	
Cunningham, Francois	TB	38	Seattle, WA	1982	
Cunningham, Sam	CB	4	Los Angeles, CA	2001, '02, '03, '04	
Cupic, Steve	DT	71	Everett, WA	1977	
Curtis, Mike	OG	75	Seattle, WA	1977, '80	
Cushman, Tom	—	—	—	1915	
Cutting, Judson	—	—	Seattle, WA	1924, '25, '26	

Dahlquist, John	FB	9	Richmond Beach, WA	1927, '28	
Dahlquist, Eric	OG	53	Sherman Oaks, CA	1984	
Dailey, Erin	HB	1	Everett, WA	1917, '19, '20	
Dailey, Terrance	TB	27	Vacaville, CA	2008	
Dailey, Walter	—	—	—	1922	
Dalan, Aaron	OT	75	Sequim, WA	1995, '96, '97, '98	
Daley, Bill	P	97	Lynnwood, WA	1982	
Dallas, Marshall	FB	75	Seattle, WA	1946, '47, '48	
Daniels, Darrell	TE	15	Pittsburg, CA	2013, '14, '15, '16	
Daniels, Derrell	WLB	24	San Fernando, CA	1997, '98, '99, '00	
Daniels, Quintin	WR	19	Los Angeles, CA	2003, '04, '06, '07	

Daniels, Stanley	OG	74	San Diego, CA	2003, '04, '05, '06	
Darden, Michael	FB	24	Oakland, CA	1988	
Dash, Wally	QB	42	Seattle, WA	1945	
Dasso, Gary	H	22	Wenatchee, WA	1959	
Daste, Dominic	OG	60	LaVerne, CA	1996, '98, '99, '00	
Davenport, Byron	CB	18	Long Beach, CA	2007	
Davidson, Ben	E	80	Los Angeles, CA	1959, '60	
Davillier, Craig	WR	82	Torrance, CA	1975	
Davis, Desmond	CB	21	Olympia, WA	2008	
Davis, Mel	H	14	Seattle, WA	1949, '50	
Davis, Nat	G	61	Berkeley, CA	1955	
Davis, Reggie	TE	5	Long Beach, CA	1995, '96, '97, '98	
Davis, Wondame	CB/WVR	11	Denver, CO	1998, '99, '00, '01	
Dawson, Dave	C	50	Woodinville, WA	1996, '97, '98	
Day, Dick	T	70	Longview, WA	1955, '56, '57	
Day, Mark	SE	45	Renton, WA	1969, '71	
Dean, Fred	WR	39	Seattle, WA	1974	
Dean, Homer	—	—	—	1904	
Deaborn, Phil	—	—	—	1944	
DeBord, Matt	WR	82	Olympia, WA	2001, '02	
DeCourcey, Keith	FB	7	Corvallis, OR	1944	
Deeks, Don	T	51	Portland, OR	1942, '43	
DeFeo, Brenno	TB	43	Seattle, WA	1981, '83, '84	
DeGross, Mark	FB	30	Bothell, WA	1987, '88, '89, '90	
Dennis, Cort	LB	31	Salt Lake City, UT	2008, '09, '10, '11	
Derby, Dean	H	47	Walla Walla, WA	1954, '55, '56	
DeRoin, Hurley	HB	63	Chicago, IL	1932, '33	
Derrow, Mike	ILB	37	Federal Way, WA	1991	
DeSaussure, Andre	FL	3	Woodland Hills, CA	1995, '98	
Devers, Deke	DE	43	Seattle, WA	1993, '94, '95	
Devine, Richard	G	—	—	1911	
Dibble, Robb	DE	68	Bellingham, WA	1994	
Dicks, Dan	C	78	Bellevue, WA	2001, '02, '03	
Dicks, Norm	G	63	Bremerton, WA	1961, '62	
Diehl, Bill	E	89	Belmont, WA	1963	
Diether, Louis	—	—	—	1909	
Dillon, Corey	TB	4	Seattle, WA	1996	
Dillon, Dave	DB	21	Seattle, WA	1965, '66	
Dinish, Dave	OHB	20	Seattle, WA	1965	
Dinish, Dom	SE	7	Seattle, WA	1969	
Dirks, Clarence	T	28	Palo Alto, CA	1927, '28	
Dissly, Will	DL/TE	98	Bozeman, MT	2014, '15, '16	
Dixon, Travell	DB	17	Miami, FL	1973, '14	
Dochow, Mike	DT	83	Seattle, WA	2013	
Doctor, William	CB	10	El Paso, TX	1988, '89, '90, '91	
Dodd, Mike	PK	38	Mill Creek, WA	1990	
Dodson, Lance	OT	70	Napa, CA	1981, '82, '83	
Dohep, Ross	OL	62	Orinda, CA	2012, '13, '14	
Doehny, Brian	LB	40	Long Beach, CA	1971, '72, '73	
Dominique, Tony	OLB	89	Portland, OR	1983, '85	
Dormaier, Phil	OLB	52	Wenatchee, WA	1982	
Dorman, Harry	—	—	—	1912, '13	
Dorman, Ted	Q	5	Portland, OR	1940	
Dotsom, Jomon	TB/DB	10/20	American Canyon, CA	2015, '16	
Douglas, Bill	QB	11	Wapato, WA	1962, '63, '64	
Douglas, Bud	E	39	Enumclaw, WA	1935, '36, '37	
Douglas, Sean	P	17	Bellevue, NE	2003, '04, '05, '06	
Douglass, Don	E	15	Spokane, WA	1925, '26, '27	
DoValle, Richardo	PK	37	Richland, WA	2004	
Down, Don	OT	77	Bainbridge Isl., WA	1979, '80, '81, '82	
Downey, Darrell	RB	41	Ventura, CA	1970, '72	
Doyle, Pat	OT	69	Westlake Village, CA	1987, '88	
Driscoll, Ken	ILB	40	Tacoma, WA	1979, '80, '81, '82	
Dubois, Kinsley	—	—	—	1923, '24	
Dubsky, Joe	HB	47	Seattle, WA	1937, '38, '39	
Duce, Gregory	CB	18	Los Angeles, CA	2010, '11, '12, '13	
Duffy, E.J.	FB	—	Seattle, WA	1900, '01	
Duffy, Harold	HB	29	Seattle, WA	1927	
Dumas, Larry	RB	8	Oakland, CA	1971	
Duncan, Tyrone	DT	91	Westlake Village, CA	2009	
Dunlap, J.W.P.	RB	—	—	1901	
Dunn, Bob	H	16	Vancouver, WA	1953, '54, '57	
Dunn, Dick	C	52	Olympia, WA	1960	
Dunn, Kenny	F	33	Camas, WA	1949	
Dunn, Roger	OT	70	Kent, WA	1964, '65	
DuPree, Dave	DB	47	Seattle, WA	1966, '67	
Durham, Bert	—	—	—	1896	
Durke, Corey	P	45	Gig Harbor, WA	2012, '13, '14, '15	
DuRocher, Johnny	QB	12	Graham, WA	2006	
Dykes, Trent	QB	10	Bellevue, WA	1998	

Eakins, Maxwell	T	—	—	1908, '09, '10	
Earl, Randy	ILB	52	Kent, WA	1975	
Earl, Robin	RB	99	Kent, WA	1973, '74, '75, '76	
Earley, Bill	HB	19	Hoquiam, WA	1950, '51, '52	
Easton, Roy	DT	98	Seattle, WA	1969, '70	
Echols, Bob	T	71	Hoquiam, WA	1957, '58, '59	
Eckmann, Ray	HB	2	Seattle, WA	1919, '20, '21	
Edwards, John	SS	39	Bellevue, WA	1976, '77	
Edwards, Renard	FS	3	Pasco, WA	1988, '89	
Eernisse, Dan	C	51	Seattle, WA	1982, '83, '84	
Eicher, Jim	HB	29	Seattle, WA	1971	
Eldrenkamp, Jake	OL	52	Medina, WA	2013, '14, '15, '16	
Elich, Pete	E	6	Bellingham, WA	1951, '52, '53	
Elliott, Walt	C	69	Shelton, WA	1937, '38	
Elisara, Cameron	DT	99	Spokane, WA	2008, '09, '10	
Ellis, Cody	WR	29	Puyallup, WA	2004, '05, '06, '07	
Ellis, Kai	OLB	90	Kent, WA	2001, '02	
Elstrom, Todd	SE	84	Puyallup, WA	1998, '99, '00, '01	
Elswick, Pete	OG	64	Bremerton, WA	1971, '72, '73	
Emerson, P.A.	OT	79	Irvine, CA	1990, '93	
Emerson, Ralph	G	64	Ellensburg, WA	1938, '40	
Emtman, Steve	DT	90	Cheney, WA	1989, '90, '91	
Enders, Dave	OG	62	Mt. Vernon, WA	1970, '71, '72	
England, Negley	G	17	Anacortes, WA	1932, '33	
Enslow, Dave	T	79	Kirkland, WA	1957, '60	

Erdman, Tom	E	27	Hoquiam, WA	1928	
Ericksen, Bud	C	51	Bothell, WA	1935, '36, '37	
Erickson, Bob	HB	1	Seattle, WA	1941, '42	
Erickson, Garth	P	37	Spokane, WA	2003	
Erickson, Walder	—	—	—	1923, '24	
Eriks, Ty	FB/DE	22	Seattle, WA	2002, '03, '04, '05	
Erlandson, Tom	ILB	46	Aurora, CO	1985, '86, '87	
Erving	—	—	—	1902	
Esary, Tim	ILB	90	Mt. Vernon, WA	1987	
Esser, Jerry	T	72	Bremerton, WA	1953, '55	
Etherington, Thomas	—	—	—	1924	
Everett, Jim	QB	10	Los Angeles, CA	1961	
Ewaliko, Mike	NT	88	Seattle, WA	1993, '94, '95	
Ewing, Robert	T	—	Arcola, IL	1900, '01, '02	

Failla, Tom	DT	91	LaMirada, CA	1968, '69, '70	
Falk, Carl	T	12	Enumclaw, WA	1940, '41, '42	
Fancher, Skyler	OL	67	Huntington Beach, CA	2008, '11	
Farr, D'Marco	MG	75	San Pablo, CA	1991, '	

Garretson, Frank	RG	66	Seattle, WA	1938, '39
Gaskin, Myles	TB	9	Lynnwood, WA	2015, '16
Gaspard, Curtis	SE	17	New Orleans, LA	1990, '91
Gasson, Chades	RG	68	Omaha, NE	1949
Gayton, Carver	H	23	Seattle, WA	1957, '58, '59
Geary, J.W.	—	—	—	1900
Geehan, John	FB	8	Richmond Beach, WA	1926, '27, '29
Gegner, Kurt	T	76	Seattle, WA	1958, '59, '60
Gehring, Rob	OLB	53	Port Orchard, WA	1974, '75, '76
Gellatley, Lester	C	—	—	1914
George, Odell	SLB	41	Vista, CA	1998, '00
Gilliland, Garrett	LB	53	Anaheim, CA	2010, '11
Gillis, Phil	E	10	Bend, OR	1950, '51, '52
Gilluly, James	E	—	Seattle, WA	1917
Gilmore, Robert	HB	67	Cherry, WA	1944
Gipson, Ron	FB	42	Everett, WA	1976, '77, '78, '79
Given, Dick	LH	23	Honolulu, HI	1945
Glasgow, Nesby	CB	23	Lynnwood, CA	1975, '76, '77, '78
Gleason, Bill	HB	23	Portland, OR	1938, '39, '40
Glen, Harold	G	17	Seattle, WA	1919, '20
Glenn, Justin	S	20	Mukitewo, WA	2009, '10, '11, '12
Glennon, Bill	DT	99	Billings, MT	1965, '66, '67
Gobern, Anthony	GB	7/26	Fair Oaks, CA	2009, '10, '11, '12
Gogan, Kevin	OT	72	Pacifica, CA	1984, '85, '86
Goldson, Dashon	FS	8	Carson, CA	2004, '05, '06
Goodwin, D'Andre	WR	11	Lancaster, CA	2007, '08, '09, '10
Gorman, Don	DT	50	Edmonds, WA	1971, '72
Gosselin, Dan	TE	86	Sequim, WA	1969, '71
Gossett, Dev	LE	25	Renton, WA	1948, '49
Gottlieb, Michael	TE	86	Mercer Island, WA	2006, '07, '08
Goudeau, Marc	ILB	51	Bellevue, WA	1988
Grabenhorst, Coburn	LT	57	Salem, OR	1937, '38
Grant, Ron	DT	74	Fresno, CA	1977
Graves, Bob	OG	62	Huntington Beach, CA	1973, '74, '75
Green, Bud	E	83	Seattle, WA	1954
Green, Credell	H	41	Richmond, CA	1955, '56
Green, Mike	DT	73	Portland, OR	1973, '74, '75
Green, Phil	PK	93	Anchorage, AK	1992
Green, Roderick	CB	34	Victoria, TX	1999, '01
Greene, Danny	FL	80	Compton, CA	1980, '81, '82, '83, '84
Greene, Hamilton	—	—	—	1921
Greenlaw, Scott	CB	12	Issaquah, WA	1992, '93, '94, '95
Greenlee, Tom	DE	19	Seattle, WA	1964, '65, '66
Greenwood, Dick	G	50	Seattle, WA	1939, '40, '41
Greenwood, Scott	TE	86	Ellensburg, WA	1975, '76, '77, '78
Greger, William	G	24	Everett, WA	1927, '28, '29
Gregory, Rusty	LB	51	Arcadia, CA	1974, '75
Griffin, Connor	TE/WR	93	Lake Oswego, OR	2015, '16
Griffin, Willie	TB	21	Oakland, CA	2008, '09
Griffith, Clay	OT	69	Miles City, MT	1986
Griffith, Matt	WR	18	Lakewood, WA	2002
Griffiths, Burke	—	—	—	1913
Griffiths, Tom	G	—	—	1909, '10, '11, '12
Grimes, Greg	SS	46	Bakersfield, CA	1977, '78, '79
Grim, Huber	E	—	—	1905, '07, '09, '10
Grimm, Warren	E	—	Centralia, WA	1908, '09, '10, '11
Grimm, William	—	—	—	1915, '16, '19, '22
Guinn, Gordy	DT	59	Renton, WA	1970, '71, '72
Gundlach, W.	—	—	—	1921
Guttrop, Eric	PK	16	Seattle, WA	2011
Guyton Gunheim	DE	7	Sebastopol, CA	2004, '05, '06, '07
Gurtsmen, George	—	—	Everett, WA	1924, '25, '26

H

Habben, Cody	OT	71	Sammamish, WA	2007, '08, '09, '10
Habit, Brian	DT	91	Ellensburg, WA	1986, '87
Hadley, Ron	OLB	59	Boise, ID	1983, '84, '85
Hagen, Dick	LE	29	Seattle, WA	1943, '44, '45, '46, '47
Hagen, Koll	DG	64	Seattle, WA	1962, '63, '64
Hagen, Leslie	E	61	Everett, WA	1944
Hahn, Frank	T	73	Anandale, MN	1954
Haines, By	HB	29	Bend, OR	1934, '35, '36
Hainsworth, Bill	—	—	—	1916
Hairston, Marques	ILB	27	Tacoma, WA	1996, '97, '98, '99
Hairston, Russell	CB	26	Bellevue, WA	1992, '93, '94
Hale, Najjief	CB	31	Lakewood, CA	2014
Hall, Dana	CB	5	Diamond Bar, CA	1988, '89, '90, '91
Hall, Darryl	ROV	40	Longvec, CA	1986, '87, '88
Hall Marvin	WR	16	Los Angeles, CA	2012, '13, '14, '15
Hall, Wayne	—	—	—	1921, '22, '23
Hallock, Gene	T	69	Lander, WY	1955, '56
Halverson, Dean	DE	37	Olympia, WA	1965, '66, '67
Hamer, Ken	QB	10	Orcas Island, WA	1980
Hammon, Ira	SE	90	Portland, OR	1970
Hammond, Ben	C	51	Richmond, CA	1956
Hanley, Myron	—	—	Spokane, WA	1922, '24, '26
Hannah, Mark	DE	97	Seattle, WA	1968, '69
Hansen, Trygley	E	20	Seattle, WA	1932, '33
Hanson, J.J.	PK	4	Spokane, WA	1993
Hanson, Ole	HB	32	Seattle, WA	1932, '33
Hanson, Travis	PK	4	Spokane, WA	1990, '91, '92
Hanzlik, Steve	QB	15	Portland, OR	1969
Hardy, Warren	—	—	—	1913
Harlow, Herb	FB	20	Spokane, WA	1946, '47
Haroldson, Bill	T	51	Seattle, WA	1932
Harper, Elbert	FB	4	Chehalis, WA	1920, '22
Harper, P.C.	—	—	—	1899
Harris, Martin	—	—	—	1893, '94, '96
Harrell, Bruce	ILB	55	Seattle, WA	1976, '77, '78, '79
Harrell, Daren	CB	20	Tacoma, WA	1992
Harris, Darin	FS	15	Federal Way, WA	2004, '05, '07, '08
Harris, Eugene	TB	41	Bellevue, WA	1992
Harris, Gerald	FL	9	Kent, WA	1996, '98, '99
Harris, Jason	TB	18	Diamond Bar, CA	1996, '97, '98
Harris, Jim	DT	60	Spokane, WA	1967, '68, '69
Harris, Nick	OL	56	Inglewood, CA	2016
Harris, Tim	TE	88	Tacoma, WA	2007
Harrison, Martin	SLB	56	Bellevue, WA	1986, '87, '88, '89

Harrison, Walt	C	22	Seattle, WA	1940, '41, '42
Hart, John	TE	83	Kirkland, WA	1999, '00, '01
Hartvigson, Michael	TE	84	Bothell, WA	2011, '12, '13, '14
Harvey, Chet	E	86	Vallejo, CA	1957
Harvey, Derek	WS	3	Elkins Park, PA	1979, '80
Hasselbach, Harald	DE	95	Tsawassen, B.C.	1989
Hatch, Larry	LH	18	Everett, WA	1946, '47, '48
Hatchie, Micah	OT	72	Haleiwa, HI	2011, '12, '13, '14
Hatem, Ossim	DT	46	Spokane, WA	1999, '00
Hawkins, Charles, Jr.	WR	88	Chicago, IL	2008
Hawkins, Dajuan	SE	15	Newberry Park, CA	1999, '00
Hawkins, David	ILB	42	Spokane, WA	1986, '87, '88
Hawkins, Pedro	DB	4	Seattle, WA	1973, '74, '75
Hayes, Andre	CB	10	Los Angeles, CA	1985
Hayes, Rick	OT	68	Chehalis, WA	1970, '71, '73
Haynes, Hanford	—	—	—	1921, '22
Haynes, Lenny	CB	22	San Diego, WA	1998, '99, '00, '01
Hazelett, Calvin	—	—	—	1913
Heater, Andy	TE/DT	81	Snohomish, WA	2002, '04, '05
Heck, Jim	G	65	Tacoma, WA	1956, '57, '58
Hein, Marvin	LE	48	Billings, MT	1945
Heinrich, Don	Q	22	Bremerton, WA	1949, '50, '52
Heinrich, Kyle	WS	96	Saratoga, CA	1976, '77, '78
Heinz, Robbie	DB	94	Seattle, WA	1962, '63, '64
Hemphill, Chris	SS	3	Gardena, CA	2004, '06
Hemphill, Frank	OT	75	Friendswood, TX	1975
Hemstad, Alf	RG	66	Seattle, WA	1945, '46, '47, '48
Hendricks, Willie	RB	32	Bakersfield, CA	1973, '74
Herring, Bob	H	48	Seattle, WA	1955, '56
Hewitt, Lynn	G	61	Portland, OR	1961, '62
Hicks, Anthony	FB	26	Tumwater, WA	1996, '97
Hicks, Matt	OT	73	Norwalk, CA	1995
Hicks, Richard	CB	36	Inglewood, CA	1989, '90
Highfield, Trevor	OG	79	West Linn, OR	1993, '94, '95
Hilbers, Jared	OL	70	Beaverton, OR	2016
Hill, Bill	RLT	13	Seattle, WA	1938
Hill, Mike	—	—	—	1986, '99
Hill, Ronzell	SE	1	Stockton, CA	1983, '84, '85, '86
Hill, Ray	—	—	—	1921, '22, '23
Hill, S.B.	—	—	—	1899, 1900
Hill, Stewart	OLB	46	Redmond, WA	1981, '82, '83
Hill, Theron	FL	10	Gardena, CA	1993
Hill, William	E	—	Seattle, WA	1902, '03
Hinds, Sterling	TB	22	Mississauga, Ontario	1981, '82, '83
Hinds, Steve	LB	32	Big Pine, CA	1963, '64, '65
Hivner, Bob	QB	11	South Gate, CA	1958, '59, '60
Hobert, Billy Joe	QB	12	Puyallup, WA	1991
Hobi, Edwin	T	22	—	1920, '21
Hoffman, Chris	OT	71	Tacoma, WA	1996
Hoffmann, Dave	ILB	54	San Jose, CA	1989, '90, '91, '92
Hoffmann, Steve	DT	91	San Jose, CA	1992, '94, '95
Hollimon, Terry	CB	6	Everett, WA	1994, '95
Hollowell, Alex	TB	15	Avondale, AZ	1996
Holmes, Alvin	T	30	Olympia, WA	1928, '29, '30
Holmes, Bill	G	31	Tacoma, WA	1938, '40, '41
Holmes, Ron	DT	90	Lacey, WA	1982, '83, '84
Holzgraf, Steve	WS	20	Tumwater, WA	1985, '86
Holzkecht, Ted	G	66	Missoula, MT	1949, '50, '51
Homer, Paul	FB	30	Omaha, NE	2006, '07, '08, '09
Hooker, Ja'Warren	SE	4	Ellensburg, WA	1997, '98
Hooks, Wilbur	FL	46	Anchorage, AK	1999, '00, '01, '02
Hopkins, Hoover	FL	91	Kirkland, WA	1983
Hopoi, Manase	DE	56	Sacramento, CA	2002, '03, '04, '05
Horan, Steve	SS	16	Puyallup, WA	2005
Hornback, Jay	QB	57	Amarillo, TX	1932, '33, '34
Horton, Ray	CB	10	Tacoma, WA	1979, '80, '81, '82
Hosack, George	G	18	Forks, WA	1944
Hosely, Rex	—	—	—	1910
Hossfeld, Walt	HB	47	Seattle, WA	1952
Houlihan, Barry	RB	7	Vancouver, B.C.	1972
Houston, Herman	HB	21	Wenatchee, WA	1969
Houston, Jim	E	80	Prosser, WA	1953, '54, '55
Houston, Matt	LB	45	Goleta, CA	2008, '09, '10
Howard, Colin	C	45	Seattle, WA	1930, '31, '32
Howell, Dan	ILB	34	Newhall, CA	2004, '05, '06, '07
Hoyt, Bill	E	35	Seattle, WA	1942
Huard, Brock	QB	7	Puyallup, WA	1996, '97, '98
Huard, Damon	QB	7	Puyallup, WA	1993, '94, '95
Hudson, Andrew	DE	93	Redlands, CA	2011, '12, '13, '14
Hudson, Evan	DT/TE	80	Bothell, WA	2011, '12, '13, '14
Hudson, Ron	C	56	Oregon City, OR	1966, '67
Huebel, Jack	HB	8	Seattle, WA	1939, '40
Hufford, Merle	HB	44	Milton-Freewater, WA	1929, '30, '31
Huget, Jeff	OE	89	Seattle, WA	1966, '67, '68
Huget, Rick	LB	48	Seattle, WA	1969, '70, '71
Hughes, Dave	C	57	Long Beach, CA	1949, '50
Huhta, Elmer	G	12	Hoquiam, HI	1926, '27, '28
Hullin, Tod	QB	15	Seattle, WA	1964, '65
Hultgren, Richard	HB	46	San Francisco, CA	1944
Hunger, Gordon	RH	38	Lake Stevens, WA	1945, '46, '47, '48
Hunt, Ray	E	—	—	1912, '13, '14, '15
Hunt, Walt	FB	45	Burien, WA	1983, '84
Hunter, Art	MG	94	Seattle, WA	1987, '88, '89
Huntoon, R.W.	—	—	Bellingham, WA	1899, 1900, '01
Huppert, Brandon	LB	54	Edmonds, WA	2009, '10
Hurley, Dennis	C	52	Pekin, IL	1968, '70
Hurst, Willie	TB	1	Compton, CA	1998, '99, '00, '01
Hunworth, Sam	G	62	Port Angeles, WA	1958, '59, '60
Husby, Pete	E	—	Stanwood, WA	1910, '11
Hutchison, Luke	LS	51	Carnation, WA	2016
Hutt, Brad	C	51	Woodinville, WA	1997, '98
Hyatt, Gary	OG	70	Fontana, CA	1986
Hyndman, Bill	—	—	—	1919

I

Ikeda, Kevin	DT	69	Tacoma, WA	1982
Ikebara, Mykenna	C/G	51	Mililani, HI	2009, '10
Ilsley, David	C	77	Napa, CA	1991, '92

Ingalls, Jerry	FB	31	Snohomish, WA	1971
Ingram, Robert	T	6	Hoquiam, WA	1920, '21, '22
Isaacson, Ted	T	77	Seattle, WA	1931, '32, '33
Issa, Jabari	DT	95	Foster City, CA	1996, '97, '98, '99
Izbicki, Chris	TE	4	Kirkland, WA	2009, '10

J

Jackson, Charles	MG	66	Berkeley, CA	1973, '76
Jackson, Eddie	WR	6	Columbus, OH	2002
Jackson, Houdini	OLB	51	Houston, TX	2001, '02
Jackson, Michael	ILB	5	Pasco, WA	1975, '78
Jackson, Ray	F	35	Waco, TX	1959, '60
Jackson, Ron	TB	25	Seattle, WA	1980, '81, '83, '84
Jackson, Vestee	CB	27	Fresno, CA	1983, '84, '85
Jaeger, Jeff	PK	18	Kent, WA	1983, '84, '85, '86
Jaki, Larry	OG	60	Burbank, CA	1966
James, Allen	SS	32	Tacoma, WA	1983, '84, '85, '86
James, Chris	FB	31	Tacoma, WA	1980, '81, '82
James, Gary	FB	34	Montrose, CA	1967, '68
James, Kenny	TB	7	Des Palos, CA	2003, '04, '06
James, Matt	OL	8	Coeur D'Alene, ID	2015, '16
Janet, Ernie	OT	77	Seattle, WA	1968, '69, '70
Janoski, Dave	SE	19	Corona, CA	1993, '96
Janowicz, Vince	DT	92	Los Angeles, CA	1966, '67
Jaquot, Fred	—	—	—	1912, '13
Jarvis, Bruce	C	53	Seattle, WA	1968, '69, '70
Jarvis, Paul	—	—	—	1905, '06, '08
Jarzynka, Joe	FL	21	Gig Harbor, WA	1996, '97, '98, '99
Jaton, Bruce	C	72	Seattle, WA	1946
Jaeger, William	—	—	—	1906
Jellen, Jens	OG	54	Seattle, WA	2004
Jenkins, Aaron	TB	29	Stockton, CA	1985, '86, '87, '88
Jenkins, Fletcher	DT	65	Tacoma, WA	1979, '80, '81
Jensen, Dell	C	55	San Bernardino, CA	1954, '55
Jensen, Jason	OT	67	Sumas, WA	1990
Jensen, Jerry	WLB	40	Everett, WA	1994, '95, '96, '97
Jerome, Mike	CB	9	Bellevue, WA	1989
Jerue, Mark	ILB	67	Mercer Island, WA	1979, '80, '81
Jessup, Paul	T			

Kelemete, Senio	DT/OL	56	Seattle, WA	2008, '09, '10, '11
Keller, Ward	G	63	Snoqualmie Falls, WA	1952
Kelley, Anthony	OLB	7	Altadena, CA	1999, '00, '01, '02
Kelly, Jermaine	CB	6	Los Angeles, CA	2014
Kelly, Joe	ILB	36	Los Angeles, CA	1982, '83, '84, '85
Kelso, Al	C	56	Seattle, WA	1971, '72
Kenamer, Buddy	HB	25	Northridge, CA	1968, '69
Kennedy, Florin	RE	29	Baldwin Park, CA	1985
Kennedy, Lincoln	OT	75	San Diego, CA	1989, '90, '91, '92
Kerley, John	OLB	34	Maple Valley, WA	1976, '77, '78
Kesi, Patrick	OG	54	Honolulu, HI	1992, '93, '94, '95
Kesi, Petrocelli	OT	55	Honolulu, HI	1996, '97
Kester, Todd	OT	62	Kent, WA	1987
Keyes, Stewart	OLB	35	Kent, WA	1983
Kezer, Glen	C	53	Inglewood, CA	1961, '62
Kikaha (Jamora), Hau'oli	DE	52/8	Hau'ula, HI	2010, '13, '14
Killpatrick, David	ILB	35	Anchorage, AK	1991, '92, '93, '94
Kilpack, Mark	TE	81	Beaverton, OR	1987, '88
Kindred, Burdette	RT	21	Medford, OR	1937, '38
King, Kevin	S/CB	20	Oakland, CA	2014, '15, '16
King, Richard	HB	49	Seattle, WA	1944, '48
King, Tracy	E	4	Vancouver, WA	1950, '51, '52
King, Whitey	RH	49	Seattle, WA	1946
Kinne, Ralph	TB	40	Shelton, WA	2015, '16
Kinnuna, Bill	G	75	Everett, WA	1958, '59, '60
Kirk, Douglas	—	—	—	1925
Kirk, Jim	OT	67	Oak Harbor, WA	1965, '66
Kirkby, Roland	H	44	Burlington, WA	1948, '49, '50
Kirkland, Andrew	OL	73	Portland, OR	2015, '16
Kirkland, Dean	OG	51	Vancouver, WA	1988, '89, '90
Kirkpatrick, James	C	63	Winterville, OH	1982, '83, '84
Kirton, Johnnie	TE/DI	37	Everett, WA	2005, '06, '07, '08
Kissel, Cam	TE	11	Manhattan Beach, CA	1994, '95, '96
Klinge, Dick	RG	10	Tacoma, WA	1938
Kneip, Michael	OL	67	Bellevue, WA	2016
Knoll, Jerry	OT	75	Idaho Falls, ID	1962, '63, '64
Knoll, Jon	OT	74	Idaho Falls, ID	1962, '63, '64
Knopp, Brent	DT	71	Burien, WA	1999, '00
Knowles, Robert	FB	73	Seattle, WA	1944
Knudson, Evan	PK	10	Lacey, WA	2003, '04, '05
Knudson, Roy	E	—	—	1917
Koenig, Ryan	WR	89	Kirkland, WA	2001
Kohler, Erik	OL	75	Camarillo, CA	2010, '11, '13
Kohlwes, Jeff	MG	99	Freeland, WA	1967, '88
Kopay, Dave	H	40	N. Hollywood, CA	1961, '62
Kopay, Tony	H	27	N. Hollywood, CA	1961
Kraetz, Sam	C	23	Arlington, WA	1928, '29
Krakoski, Joe	ILB	56	Fremont, CA	1981, '82, '83, '84
Kralik, Joe	FL	9	Puyallup, WA	1990, '92, '93
Krambrink, Tyler	ILB	42	Eatonville, WA	2000, '01, '02, '03
Kramer, Bruce	OE	89	Seattle, WA	1964, '65
Kramer, Wally	—	—	—	1943
Kravitz, Al	DE	96	Bremerton, WA	1970, '71
Kravitz, Luke	FB	32	Olympia, WA	2006, '07, '08
Kreutz, Mark	DB	26	Fairfield, CA	1973, '74, '75
Kreutz, Olin	C	77	Honolulu, HI	1995, '96, '97
Krieg, Jim	FL	22	Tonawanda, NY	1970, '71
Kristof, Jim	LB	48	Seattle, WA	1972, '73, '74
Kronfield, Harry	G	—	—	1917
Kroon, Bruce	DT	60	Mercer Island, WA	1984
Kucinkas, Stan	T	77	Southington, CT	1951, '52, '53
Kuharski, Rob	OT	76	Spokane, WA	1982, '83
Kuhn, Ed	—	—	—	1922, '23, '24
Kupp, Jake	T	81	Sunnyside, WA	1961, '62, '63
Kyllingstad, Jack	H	45	Butte, MT	1952, '53, '54

L

Labrousse, Dave	ILB	38	Portland, OR	1976
Lacson, Alex	CB	18	Bothell, WA	1995
Lagafuaina, Lawrence	DT	97	Aiea, HI	2011, '12, '13
Lai, Sanjay	SE	25	Los Angeles, CA	1991
Lambright, Eric	WS	13	Seattle, WA	1984, '85
Lambright, Jim	DB	95	Everett, WA	1963, '64
Lang, Chris	TE	88	Bremerton, WA	1995, '98
Lang, Le-Lo	CB	6	Los Angeles, CA	1986, '87, '88, '89
Langenhorne, Clifford	—	—	—	1926
Langer, Jerry	G	81	Ashland, OR	1953, '54
Lansford, Mike	PK	1	Arcadia, CA	1978, '79
Lantz, Clinton	FB	—	Centralia, WA	1902, '03
Lappenbusch, Charles	G	60	Buckley, WA	1930
Lariza, Frank	FB	34	Port Orchard, WA	1951, '52
Larsen, Bill	T	59	Bremerton, WA	1952
Larsen, Mark	C	71	Everett, WA	1984, '85, '86
Larsen, Tom	SB	91	Ferndale, WA	1999
Larsen, Clarence	—	—	—	1949, '96, '99
Larson, Leonard	T	28	Great Falls, MT	1942
Lasee, Graham	DE	86	Bellingham, WA	2002, '03
Lauzon, Romeo	C	25	Everett, WA	1925, '26, '27
Lawyer, Scott	LB	47	San Jose, CA	2012, '13, '14
Lazaravich, Dan	E	58	Chicago, IL	1933, '34, '35
Leader, Ed	—	—	—	1912, '13
Leader, Elmer	T	—	—	1913, '14, '15
Leaphart, Robert	WS	24	Riverside, CA	1981, '82, '83
Lederman, Sandy	Q	20	Santa Monica, CA	1953, '54, '55
Lee, Ken	DE	84	Oak Harbor, WA	1967, '68, '70
Lee, Kyu	FL	88	Mercer Island, WA	1999
Lee, Mark	CB	19	Hanford, CA	1977, '78, '79
Leeland, Jeff	SS	13	Seattle, WA	1977, '78
Leland, Dave	C	55	Seattle, WA	1956, '57
Lenau, Jim	RE	40	Portland, OR	1938
Lenfesty, Robert	E	46	Walla Walla, WA	1930, '31
Lenius, Brayden	WR	81	North Vancouver, BC	2014, '15
Lentz, Nick	PK	19	Tacoma, WA	1997
Leonard, Luther	WR	83	Seattle, WA	2011
Levenhagen, Robert	LG	41	Olympia, WA	1944, '47, '48
Lewis, Andy	ILB	49	Lake Oswego, OR	2000
Lewis, Brandon	DB	16	Rancho Murieta, CA	2015

Lewis, Corky	E	84	Hood River, OR	1954, '55,
Lewis, Greg	TB	20	Seattle, WA	1987, '88, '89, '90
Lewis, Robert	TE	81	Los Angeles, CA	2004, '05, '06, '07
Lewis, Roy	CB	28	Los Angeles, CA	2005, '06, '07
Lewis, Tony	DT	95	Vancouver, WA	1983, '84
Leyritz, Brandon	C	51	Bellevue, WA	2003, '04, '05
Libke, Al	DB	11	Wenatchee, WA	1963, '64, '65
Lightning, Shawn	FB	38	Mercer Island, WA	1987
Lillis, Jack	—	—	—	1922, '23, '24
Lindquist, Jeff	QB/TE	5	Mercer Island, WA	2014, '15, '16
Lindquist, Reese	C	52	Seattle, WA	1956, '57, '58
Lindsey, Jack	—	—	—	1896
Lindskog, Jack	C	57	Olympia, WA	1952, '53
Lindskog, Vern	C	55	Olympia, WA	1951, '52, '53
Lingley, Matt	ILB	36	Puyallup, WA	2001
Linnin, Chris	DT	61	Arcadia, CA	1978, '79
Lipe, Steve	DB	22	Moses Lake, WA	1973, '74, '75
Littleton, Cory	LB	42	Spring Valley, CA	2012, '13, '14, '15
Lloyd, Dan	LB	50	San Jose, CA	1972, '75
Lobendahn, Joseph	ILB	53	Honolulu, HI	2001, '02, '04, '05
Lobos, Erick	DT	77	Los Angeles, CA	2004, '05, '07
Locker, Jake	QB	10	Ferndale, WA	2007, '08, '09, '10
Lockname, Brent	SE	91	Seattle, WA	1987, '88
Lockname, Duane	E	85	Seattle, WA	1960, '61, '62
Logan, Alvin	WR	3	Aurora, CO	2008
Logg, Charles	C	—	—	1917
Logg, David	—	—	—	1915
Logg, Elmer	Q	14	Seattle, WA	1934, '35, '36
Lokovsek, Leo	H	16	Enumclaw, WA	1950
Long, Adam	CB	27	Los Angeles, CA	2009, '10, '12
Long, Scot	NG	36	Honolulu, HI	1977
Locker, Dane	FL	80	Puyallup, WA	1998, '99
Loomis, Scott	SE	17	Mission Viejo, CA	1971, '72
Lopez, Brendan	LS	60	Bellevue, WA	2010, '11
Lorentson, Elmer	G	54	Kent, WA	1931, '32, '33
Lorrain, Vince	DB	20	Wenatchee, WA	1965, '66
Lovelien, Bob	LB	88	Portland, OR	1968, '69, '70
Lowe, Omare	FS	12	Maple Valley, WA	1988, '89, '00, '01
Lowell, Duane	E	85	Tacoma, WA	1956, '57, '58
Lukevich, Robert	LS	62	Seattle	2008
Lusty, Mike	MG	74	Bellevue, WA	1989, '90, '92
Lutes, Dave	DB	19	Kent, WA	1974, '75
Lutu, Frank	OT	61	Honolulu, HI	1986, '87
Lutu, Leroy	TE	81	Honolulu, HI	1980, '82, '83
Lyon, Jon	TE	82	Carmel, CA	2003, '04
Lyons, Lamar	ROV	25	Los Angeles, CA	1991, '92, '93, '94

M

MacDowell, Jay	E	37	Oak Park, IL	1938, '39, '40
MacFarlane, Doug	G	65	Portland, OR	1950
Mack, Damon	SE	6	Gardena, CA	1991, '92
Mackey, Willis Ray	TB	21	Luling, TX	1979
Mackie, Brent	ILB	87	Lynnwood, WA	1978
MacKinzie, Jack	T	64	Butte, MT	1934, '35, '36
Macklin, Chad	OT	75	Valisala, CA	2004, '06, '07
Madarieta, Levi	S	30	Weiser, ID	1999
Madsen, Lynn	DT	68	Vista, CA	1981, '82, '83
Magee, Tom	G	61	Seattle, WA	1952, '54
Maggart, Mike	DG	58	Spokane, WA	1966, '67, '68
Maguire, Ernest	—	—	—	1910
Mahan, Will	P	46	Bakersfield, CA	2009, '11
Mahdavi, Ben	FB	41	Mercer Island, WA	1999, '00, '01, '02
Maher, Dennis	OT	75	Stockton, CA	1981, '83, '84
Malamala, Siupeli	OT	70	Kailua, HI	1988, '91
Malloe, Ikaiika	WLB	20	Waimanalo, HI	1993, '94, '95, '96
Malone, Art	CB	4	Ventura, CA	1985, '86, '87, '88
Mallory, Rick	OG	55	Renton, WA	1981, '82, '83
Malvar, Caesar	SE	21	Kent, WA	1989
Mancuso, Joe	DE	98	Tacoma, WA	1963, '65
Mangan, Jim	T	70	Malden, MA	1950, '51
Manke, Tom	QB	15	Harrington, WA	1967, '68
Mansfield, Ray	C	50	Kennewick, WA	1960, '61, '62
Manu, Kylene	LB	30	Pocatello, ID	2016
Mapuolesega, Mike	DE	97	Pago Pago, Samoa	2004, '05
March, Willis	—	—	—	1917
Marcinowski, Adam	OT	66	Gig Harbor, WA	1999
Marcus, Clifton	LB	57	Seattle, WA	1973, '74
Markham, Tom	—	—	—	1915
Markov, Ted	E	63	Chicago, IL	1933, '34, '35
Markov, Vic	T	65	Chicago, IL	1935, '36, '37
Marona, Spencer	ILB	45	Lake Oswego, OR	1999, '00, '01
Marquiss, Guy	DT	72	Marysville, WA	1975
Marsh, Bill	QB	64	Seattle, WA	1929, '30, '31
Marsh, Curt	OT	78	Snohomish, WA	1979, '80
Marshall, Bill	SS	91	Bothell, WA	1981
Martin, Bob	DE	95	Shelton, WA	1973, '74
Martin, Don	PK	5	Redmond, WA	1965, '66, '67
Martin, Doug	DT	73	Fairfield, CA	1976, '77, '78, '79
Martin, Elmer	QB	29	Anaheim, CA	1930, '31
Martin, Greg	RB	32	Portland, OR	1975
Martin, Robert	—	—	—	Spokane, WA
Marx, William	RE	20	Seattle, WA	1938, '39, '40
Mason, Andy	WLB	13	Longview, WA	1990, '91, '92, '93
Masel, Ryan	LS	77/46	Phoenix, AZ	2012, '13, '14, '15
Mason, Sir Aaron	OL	78	Santa Monica, CA	2007
Massey, Chris	CB	28	Moreno Valley, CA	2000, '01, '02, '03
Mateaki, Donny	DL	91	Honolulu, HI	2003, '04, '05, '06
Mathews, Jim	MG	97	Tacoma, WA	1985
Mathews, Robert	—	—	—	1907
Mathis, Joe	DE	5	Ontario, CA	2013, '14, '15
Matronic, Carl	E	20	Seattle, WA	1936, '37
Matter, Kurt	DE	99	Longview, WA	1970, '71, '72
Matties, Frank	G	16	Mt. Vernon, WA	1935, '36, '37
Mathews, David	FL	92	Seattle, WA	1981
Matthews, De'Shon	DT	96	Sacramento, CA	2008, '09, '10
Matthews, Keilan	WS	15	Sacramento, CA	1985, '86
Mattson, William	—	—	—	1907, '08, '09

Matz, Mike	TE	87	Tacoma, WA	1986, '87, '88, '89
Maurer, A	SE	89	Seattle, WA	1969, '70
May, Charles	—	—	—	1909
Mays, Shell	DE	86	Tacoma, WA	1991
Mayfield, Ben	—	—	—	1916
Mays, Stafford	NG	58	Tacoma, WA	1978, '79
McAdams, Dean	HB	60	Caldwell, ID	1938, '39, '40
McBride, Cliff	QB	16	Glen Cove, NY	1976
McCabe, Jim	FB	30	Whittier, CA	1966, '67
McCallum, John	PK	3	Seattle, WA	1988, '89
McCam, Joe	QB	22	Edmonds, WA	1927, '28
McCarter, Jim	T	35	Chestert, PA	1955, '57
McCarthy, D.J.	SE	81	Boca Raton, FL	1993
McClary, Doug	E	8	Olympia, WA	1951, '52, '53
McClatcher, Chico	WR	6/13	Federal Way, WA	2015, '16
McClinton, Dave	OT	76	Bellevue, WA	1968
McCluskey, Mike	H	22	Chehalis, WA	1956, '57, '58
McCorkle, Mark	FB	75	Kelso, WA	1940, '41, '42
McCormick, Walter	—	—	—	1944
McCullough, Ansel	QB	34	El Monte, CA	1948, '50
McCumby, Don	G	78	Everett, WA	1955, '56, '57
McCurdy, Jim	G	66	Seattle, WA	1944
McDonald, Mark	WR	82	Vancouver, B.C.	1973, '74
McDonald, Tom	—	—	—	1903, '04, '05
McDowell, Vonzell Jr	CB	6	Kent, WA	2007, '08, '09, '10
McElhenny, Hugh	FB	32	Los Angeles, CA	1949, '50, '51
McElmon, Fred	QB	—	—	1901, '02, '03, '04
McEvoy, Mike	ILB	32	Bellingham, WA	2003, '04
McFarland, Murphy	DE	71	San Jose, CA	1972, '73
McGary, Kaleb	OL	58	Fife, WA	2015, '16
McGovern, William	C	34	Tacoma, WA	1944, - '48
McHale, Rick	OG	62	Vancouver, B.C.	1965, '66, '67
McIntosh, Don	C	61	Seattle, WA	1942

Moore, Shaun	TE	80	Spanaway, WA	1992
Mora, Jim	OLB	96	Bellevue, WA	1981, '82, '83
Moraga, Rudy	TE	80	La Mirada, CA	1976, '77, '78, '79
Moran, Eric	OT	72	Pleasanton, CA	1980, '81, '82
Moran, Malcolm	FB	—	—	1917
Morehead, Donnie	FL	87	Bellevue, WA	1984
Morgan, Carl	E	80	Gary, IN	1957
Morgan, Quentin	WR	83	Denton, TX	1999
Morovick, Danny	LS	49	Mission Viejo, CA	2006, '07, '08, '09
Morrison, Steve	TE	93	Snohomish, WA	1995
Morrison, Victor	—	—	—	1916
Moses, Wayne	DB	25	San Dimas, CA	1973, '75, '76, '77
Mosley, Matt	CB	19	Chandler, AZ	2008
Moss, Durrell	CB	38	Orange, CA	2005, '06
Mucha, Chuck	G	30	Chicago, IL	1932, '33, '34
Mucha, Rudy	C	70	Chicago, IL	1938, '39, '40
Muckelstone, Melville	HB	—	Seattle, WA	1908, '09, '10, '11
Muczynski, Matt	HB	68	Chicago, IL	1932, '33, '34
Mulitauapele, Toalei	DT	93	Seattle, WA	1998, '99
Murphine, Tom	—	—	—	1914
Murphy, Ernest	—	—	—	1895, '16, '17
Murphy, Pat	T	79	Vallejo, CA	1954
Murphy, Will	NT	93	Spokane, WA	2004
Murray, Dorie	DT	92	Bellevue, WA	1988

N				
Nakane, Tom	QB	16	Spokane, WA	1992
Navarro, Joel	FB	37	Wapato, WA	1986
Neal, Leon	TB	12	Long Beach, CA	1994, '95
Nelson, Bill	G	62	Cashmere, WA	1939, '40, '41
Nelson, Bob	LE	61	Tacoma, WA	1945, '46
Nelson, Chuck	PK	13	Everett, WA	1980, '81, '82
Nelson, Frank	G	64	Couplville, WA	1954, '55
Nelson, Joel	DE	87	Seattle, WA	2006
Nelson, John	C	54	Van Nuys, CA	1961
Nelson, Roger (Rock)	OT	55	Seattle, WA	1998, '99, '00
Nelson, Tom	OT	75	Seattle, WA	1969
Nettles, Aaron	FS	27	Vancouver, WA	1995
Neubauer, Lance	TE	41	Bellingham, WA	1979, '80
Neuelle, Jim	C	52	Palmdale, CA	1991, '92, '93
Newberry, B.J.	FS	23	Sumner, WA	2002, '03
Newell, Jimmy	S	26	Port Orchard, WA	2000, '02, '03, '04
Newsome, Vince	WS	23	Vacaville, CA	1979, '80, '81, '82
Newton, Charles	QB	4	Lafayette, IN	1936, '37, '38
Newton, Nick	OT	67	Buckley, WA	2000, '01, '02, '03
Nicholl, Dick	H	41	Bothell, WA	1958
Nichols, Ralph	—	—	—	1833, '94
Niles, Wendell	PK	21	North Hollywood, CA	1952, '53
Nisbet, Dave	E	56	Chehalis, WA	1930, '31, '32
Nixon, Byng	T	52	Seattle, WA	1938, '39, '40
Nnanabu, Justin	SLB	53	Federal Way, WA	1997
Noble, Bernard	—	—	—	1913
Noble, Elmer	—	—	—	1914, '15, '16
Noe, Jim	G	52	Billings, MT	1951, '52, '53
Noeltnier, Rick	DT	64	Van Nuys, CA	1976
Norton, Gene	G	69	Snohomish, WA	1949, '50, '51
Norton, Jim	DT	70	Wenatchee, WA	1962, '63, '64
Norton, John	HB	22	—	1945
Norwood, Lyle	C	55	Las Vegas, NV	1964, '65
Nowogroski, Ed	FB	17	Raymond, WA	1934, '35, '36
Nugent, Jack	FB	31	Centralia, WA	1952, '53
Nykreim, Mike	OT	78	Edmonds, WA	1975

O				
O'Bannon, Mike	DG	62	Highline, WA	1964
Oberg, Art	QB	33	Everett, WA	1930, '32
O'Brien, Connor	LB	29	Trabuco Canyon, CA	2014, '16
O'Brien, Jim	T	75	Park Ridge, IL	1949, '50, '51
O'Brien, John	G	62	Kennewick, WA	1963
O'Brien, William	G	34	Seattle, WA	1930, '31, '32
O'Connor, Chris	SS	30	Bellevue, WA	1979, '80, '81, '82
O'Connor, Jovon	DT	55	Los Angeles, CA	2008
Ochs, Bill	G	66	Tacoma, WA	1956
Ohler, Pete	Q	16	Vancouver, B.C.	1961, '62
Okoebor, Josh	CB	12	Colton, CA	2005, '06
O'Laughlin, Sean	P	15	Federal Way, WA	1997, '98
Oldes, Walter	WR	47	Montgomery, AL	1972, '73
O'Leary, Don	Q	23	Hood River, OR	1949, '50
Oliver, Vern	C	64	Everett, WA	1943
Olsen, Kenneth	G	18	Seattle, WA	1926, '28
Olsen, Rusty	DT	64	Spokane, WA	1979, '80
Olson, Benji	OG	76	Port Orchard, WA	1995, '96, '97
Olson, Bud	E	1	Bremerton, WA	1949, '50
Olson, Chuck	LE	10	Bellingham, WA	1947, '48, '49
Olson, Fred	E	10	Anacortes, AK	1941, '42
Olson, Ron	DB	17	Seattle, WA	1974, '75
Olson, Vern	ILB	49	Seattle, WA	1976
Oliszewski, Nick	FS	32	Kirkland, WA	1999, '00, '01
Ormand, Alex	—	—	—	1976
Orthmeyer, T.J.	OG	60	Arlington, WA	2003
Osterhout, Fred	LG	15	Seattle, WA	1944, '45
Ossai, Ben	OT	79	Bakersfield, CA	2006, '07, '08, '09
Ostrom, H.C.	—	—	—	1893, '94
Otis, Mike	LB	31	Redwood, CA	1963, '64, '65
Ottele, Dick	QB	35	Long Beach, CA	1944, '46, '47

P				
Pahukoa, Jeff	OG	58	Marysville, WA	1987, '89, '90
Pahukoa, Shane	FS	21	Marysville, WA	1989, '90, '91, '92
Palaia, Mark	FB	43	Waipahu, HI	2004, '05, '06
Pallis, Chris	WS	22	Seattle, WA	1980
Palmer, Bob	G	49	Arlington, WA	1930, '31
Palmer, I.R.	FB	—	—	1905
Palmer, Rex	QB	37	Seattle, WA	1930
Papageorgiou, George	FB	38	—	1978
Pape, Karl	—	—	—	1925, '26
Parker, Bill	OHB	25	Tacoma, WA	1966
Parker, Lester	E	26	Elma, WA	1921

Parker, Omar	OE	87	Hoquiam, WA	1964, '65, '66
Parker, Sean	S	1	Los Angeles, CA	2010, '11, '12, '13
Parker, Shirley	—	—	—	1906
Parks, Ralph	QB	17	Mountain View, CA	1981
Parmeter, Eugene	—	—	—	1924
Parrish, Tony	FS	7	Huntington Beach, CA	1984, '95, '96, '97
Parry, Doug	OG	59	Auburn, WA	1997
Parsons, Dean	T	80	Eugene, OR	1952
Partridge, Jeff	P	18	Tustin, CA	1981, '82
Pathon, Jerome	SE	24	Vancouver, B.C.	1995, '96, '97
Patrick, Jack	HB	53	Wenatchee, WA	1929, '30, '31
Patten, T	T	—	—	1911, '12
Pattison, Mark	SE	19	Seattle, WA	1982, '83, '84
Paton, Harold	—	—	—	1924, '25, '26
Paus, Casey	QB	15	New Lenox, IL	2002, '03, '04, '05
Pautzke, Clarence	E	25	Auburn, WA	1928, '29, '30
Paysono, Dick	H	14	Port Orchard, WA	1955, '56, '57
Peabody, Dick	—	—	—	1894
Pear, Dave	DT	80	Portland, OR	1972, '73, '74
Pearson, J.C.	CB	4	Oceanside, CA	1983, '84
Peasley, Ed	E	87	Mendota, IL	1957, '58, '59
Pedersen, Geve	G	65	Renton, WA	1954, '55, '56
Pederson, Bob	DB	17	Santa Cruz, CA	1965, '66, '67
Pederson, Mike	OG	60	Renton, WA	1979
Pederson, Ross	HB	38	Seattle, WA	1932, '33
Pelluer, Steve	QB	16	Bellevue, WA	1981, '82, '83
Pence, Jim	OLB	18	Tulare, CA	1977, '78, '79
Peoples, Tim	WS	26	San Jose, CA	1982, '84, '85, '86
Perkins, Joshua	TE	82	Cerritos, CA	2012, '13, '14, '15
Perkins, Ryan	PK	13	Olympia, WA	2007, '08
Perrish, Laurence	G	47	Long Beach, CA	1930, '31
Perry, Loren	T	71	Great Falls, MT	1949, '50
Perry, Troy	DB	27	Seattle, WA	2006
Persley, Marquis	CB	38	Redlands, CA	2008, '11
Peternann, Nelse	TE	97	Kennewick, WA	1973, '74, '75
Peters, Frank	RE	32	Chicago, IL	1936, '37, '38
Peters, Marcus	CB	21	Oakland, CA	2012, '13, '14
Peters, Rashad	ILB/SS	5	Los Angeles, CA	1999
Peterson, Andrew	OT	60	Port Orchard, WA	1991, '92, '93, '94
Peterson, Bill	E	5	Snohomish, WA	1950
Peterson, Del	G	47	Yakima, WA	1942
Peterson, Verne	T	59	Seattle, WA	1933
Petrich, Doug	FL	96	Lake Stevens, WA	1987
Petrie, Roy	—	—	—	1922, '23, '24
Pettigrew, Jim	DE	86	Spokane, WA	1973
Pettis, Dante	WR	8	San Clemente, CA	2014, '15, '16
Petty, Dazden	RB	34	Carson, CA	2012
Pharms, Jeremiah	OLB	4	Sacramento, CA	1997, '98, '99, '00
Phelps, Lloyd	HB	17	Seattle, WA	1937, '38, '40
Phillips, Dave	G	59	Seattle, WA	1960, '61, '62
Phillips, Scott	WR	91	Bellevue, WA	1973, '74, '75, '76
Pickett, Cody	QB	3	Caldwell, ID	1999, '00, '01, '02, '03
Pierce, Aaron	TE	84	Seattle, WA	1988, '89, '90, '91
Pierson, Pete	OT	71	Portland, OR	1991, '92, '93
Piety, John	QB	18	Tacoma, WA	1962
Pike, Roscoe	—	—	—	1910
Pinney, Ray	C	59	Seattle, WA	1973, '74, '75
Pitt, George	C	50	Yakima, WA	1957, '58, '59
Pittman, Bryan	TE	82	Tacoma, WA	1997
Plumley, Dave	DB	20	Hiacienda Heights, CA	1967
Poe, T.J.	OLB	43	Enumclaw, WA	2006, '08, '09
Polk, Chris	TB	1	Redlands, CA	2009, '10, '11
Polk, Jordan	WR	82	Portland, OR	2008, '09, '10
Pollock, Don	QB	11	Foster, WA	1934
Poole, Mark	SLB	49	Pleasanton, CA	1987, '88
Pope, Gus	G	8	Seattle, WA	1919, '20
Pope, Steve	ILB	49	Bellevue, WA	1978, '80
Porras, Tom	QB	7	Port Hueneme, CA	1978, '79
Porter, Colin	OG	79	Bothell, WA	2010, '11, '13
Posay, Dan	—	—	—	1991
Potoa'e, Benning	DE	8	DuPont, WA	2016
Potoa'e, Stone	DT	55	Fort Lewis, WA	2010, '11, '12, '13
Pounds, Quinten	WR	21	Cypress, CA	2016
Prechek, John	RT	37	Tacoma, WA	1947, '48, '49
Presley, Bevan	C	—	—	2010, '11, '12, '13
Preston, Matt	LB	54	Corona, CA	2016
Preston, Ron	HB	47	Seattle, WA	1969, '70
Price, Gary	H	17	Edmonds, WA	1962
Price, Keith	QB	17	Compton, CA	2010, '11, '12, '13
Prince, Geoff	P	14	Long Beach, CA	1994, '95, '96
Provo, Fred	LH	37	Vancouver, WA	1942, '46, '47
Pullen, Dan	T	—	—	1903, '04, '05
Pullen, Royal	C	—	—	1910, '11
Pulu, Andru	DE	58	Federal Way, WA	2009
Pulver, Elliott	QB	13	Aberdeen, WA	1927, '28, '29
Purdue, Bob	QB	25	Grandview, WA	1938

Q				
Qualls, Elijah	NT	11	Petaluma, CA	2014, '15, '16
Quass, Harry	—	—	—	1921
Quesada, Greg	SE	5	Pittsburg, CA	1994, '95
Quinn, Lou	OG	67	Playa Del Rey, CA	1973, '74, '75

R				
Radke, Paul	G	29	Everett, WA	1933, '34
Radner, Laurie	QB	58	Seattle, WA	1944
Railsbuck, Llewellyn	—	—	—	1904
Rainwater, Dawayne	CB	24	Everett, WA	1992
Ramsey, Clayton	WR	88	Seattle, WA	2002
Ramstedt, Julius	T	61	Wallace, ID	1930
Randle, Ivory	CB	30	San Diego, CA	1988
Rankin, Louis	TB	9	Stockton, CA	2004, '05, '06, '07
Rapp, Taylor	S	21	Bellingham, WA	2016
Rasp, Kiel	P	94	Seattle, WA	2010, '11
Rawlins, Jack	T	19	San Mateo, CA	1928
Rawlinson, Don	F	10	Seattle, WA	1945
Rawson, Errol	E	—	—	1917
Ray, Eddie	OG	65	Los Angeles, CA	1974, '75

Rayford, Caesar	DE	85	Spanaway, WA	2004, '06, '07
Reddick, Patrick	WR	27	Newbury Park, CA	1997, '00, '01, '02
Redman, Ray	HB	11	Yakima, WA	1942
Redman, Rick	LB	26	Seattle, WA	1962, '63, '64
Redmond, Jerry	QB	65	Seattle, WA	1953
Reece, Marcel	WR	3	Hesperia, CA	2006, '07
Reed, Frank	DB	28	Renton, WA	1973, '74, '75
Reed, Mike	FB	36	Tacoma, WA	1994, '96, '97
Reed, William	CB	2	Monroe, LA	1980
Reese, H.L.	—	—	—	1899
Reeves, Andre	73	OT	Tacoma, WA	2001
Reffett, Jordan	95	DT	Moses Lake, WA	2004, '06, '07
Rehn, Bruce	C	56	Seattle, WA	1948, '49, '50
Reid, Jim	—	—	—	1933
Reilly, Mike	C	53	Auburn, WA	1979, '80
Reiner, David	C	63	N. Hollywood, CA	1993
Renfro, Isaiah	WR	18	Los Angeles, CA	2015
Rep, Ross	—	—	—	1905
Reser, George	—	—	—	1907
Reser, Reggie	CB	4	Pasadena, CA	1992, '93, '94, '95
Rhodes, Larry	G	69	Longview, WA	1954
Rica, Harry	LT	27	Tacoma, WA	1944, '45, '46
Rica, Ray	—	—	—	1925
Richardson, Antowaine	OLB	48	Lynnwood, CA	1976, '77, '78, '79
Richardson, Bob	OT	74	Kailua, HI	1965, '66, '67
Richardson, Guy	—	—	—	1896
Richardson, Henry	—	—	—	1896
Richardson, Keith	FL	22	Seattle, WA	1977, '78, '79
Richardson, Kevin	DT	69	Sacramento, CA	1975, '76
Richardson, Quinton	CB	28	Renton, WA	2008, '09, '10, '11
Richardson, Travis	DE	58	Olympia, WA	1987, '90
Richie, David	DT	97	Kelso, WA	1994, '96
Rideout, Will	ROV	24	Los Angeles, CA	1986, '87
Riggs, Thron	T	14	Buckley, WA	1940, '41, '42
Riley, Andre	SE	23	San Jose, CA	1986, '89
Rill, David	ILB	38	Port Orchard, WA	1984, '87
Rios, Augie	OT	64	Yakima, WA	1967, '68, '69
Riva, Ben	OT	59	Seattle, WA	2011, '12, '13, '14
Roake, Steve	Q	24	Barrington, IL	1953, '54, '55
Robbins, Mitch	ILB	82	Kirkland, WA	1987
Robbins, Justin	WR	80	Olympia, WA	2000, '03
Robbins, Steve	K	7	Wenatchee, WA	1974, '75, '76, '77
Roberson, Dan	SE	9	Redding, CA	1969
Roberson, Marcus	DT	98	Walnut, CA	2000, '01
Roberts, Jay	DE	85	Centralia	

Sanford, Joe	OT	76	Seattle, WA	1976, '78, '79	Smith, Danianke	DE	55	Long Beach, CA	1990, '91	Te'o-Nesheim, Daniel	DE	66	Waikoloa, HI	2006, '07, '08, '09
Sanford, Steve	OE	92	Los Altos, CA	1966	Smith, David	DT	59	Hanford, CA	1981	Terry, Ron	H	19	Banning, CA	1954
Sankey, Bishop	TB	25	Spokane, WA	2011, '12, '13	Smith, Dwight	HB	6	Seattle, WA	1940	Tesreau, Elmer	—	—	—	1923, '24, '25
Sansregret, Norm	RH	40	Bellingham, WA	1945	Smith, Frank	DB	27	Riverside, CA	1966, '67	Tesreau, Louis	HB	5	Chehalis, WA	1925, '26, '27
Sapp, Bob	OG	72	Colo. Springs, CO	1994, '95, '96	Smith, George	E	—	—	1914, '15, '19	Tharps, Terry	FL	5	Tacoma, WA	1999, '00
Sarieddine, Sacha	TB	28	Bellevue, WA	1999	Smith, George	OG	56	San Diego, CA	1986, '88	Theisen, Art	E	—	—	1917, '19
Sarshar, Hamid	P	34	Everett, WA	1996	Smith, Greg	RB	29	Oxnard, CA	1974	Theoudele, Lance	CB	10	Richmond, CA	1976, - '79
Sartoris, Jim	OHB	46	Burbank, CA	1964, '66	Smith, Jermaine	CB	1	Simi Valley, CA	1996, - '99	Thomas, Garth	OG	68	Redmond, WA	1984, '85, '86
Saunders, Calvin	FL	90	Seattle, WA	1978	Smith, Jim	E	—	—	1905	Thomas, Jim	H	17	Port Townsend, WA	1954, '55, '56
Savage, J.R.	G	63	Seattle, WA	1949, '50	Smith, Jim	OT	72	Aberdeen, WA	1972	Thomas, Justin	SLB	5	Spokane, WA	1992, '93, '94
Savage, Tony	E	—	Roslyn, WA	1914	Smith, Josh	DE	99	Bellingham, WA	1995, '96, '97, '98	Thomas, Richard	FB	30	Kent, WA	1992, - '95
Savannah, E.J.	OLB	22	Bellevue, WA	2006, '07, '09	Smith, Kevin	WR	8	Compton, CA	2010, '11, '12, '13	Thompson, Bob	—	—	—	1925
Savini, Sauni	MG	65	Seattle, WA	1984	Smith, Larry	C	16	Seattle, WA	1919, '20	Thompson, Everrette	DE	92	Renton, WA	2008, '09, '10, '11
Sawyer, James	SE	17	San Jose, CA	1988	Smith, Larry	T	58	Seattle, WA	1951, '52	Thompson, Jim	LH	26	Seattle, WA	1946
Scaman, Jack	G	29	Wenatchee, WA	1928, '29	Smith, Matthew	WR	80	Spanaway, WA	2005	Thompson, Roy	C/ LB	3	Vancouver, WA	1944
Schaefer, Drew	C	73	Wammamish, WA	2009, '10, '11, '12	Smith, Rob	FB	21	Hoquiam, WA	1976, '77, '78	Thompson, Scott	OLB	34	Renton, WA	1980, '81, '82
Scheyer, Paul	OG	65	Bremerton, WA	1964	Smith, Shannon	ILB	87	Seattle, WA	1983	Thompson, Shaq	LB/ TB	7	Sacramento, CA	2012, '13, '14
Scheyer, Rod	T	78	Bremerton, WA	1960, '61, '62	Smith, Tommie	ROV	20	Lancaster, CA	1989, '90, '91, '92	Thompson, Steve	DT	79	Lake Stevens, WA	1965, '66, '67
Schlamp, Dean	LB	36	Bellevue, WA	1973, '74, '75	Smith, Tommie	ROV	15	Lancaster, CA	1989	Thornton, Thurle	HB	7	Seattle, WA	1927, '28, '29
Schlepp, Eric	WLB	39	Yakima, WA	1995	Snider, Bill	Q	14	Aberdeen, WA	1956, '57	Tibbals, Maurice	E	—	—	1903, '04
Schloredt, Bob	Q	15	Gresham, OR	1958, '59, '60	Snider, William	E	31	Puyallup, WA	1927, '28, '29	Tice, Bud	C	51	Seattle, WA	1952
Schmidt, Donovan	SLB	52	Palm Springs, CA	1991, '92, '93, '94	Snow, Bob	F	45	Puyallup, WA	1940, '41	Tidball, Ben	—	—	—	1916, '19
Schmit, Joel	TB	43	Vancouver, WA	1979	Snyder, Fred	E	89	Fresno, CA	1955	Tiedemann, Henry	FB	34	Berkeley, IL	1948, '49
Schneiderman, Harry	C	21	Portland, OR	1928	Sohbi, Mostafa	OT	78	Hawthorne, CA	1995, '96	Till, Bill	G	71	Walla Walla, WA	1954, '56
Schoder, E.W.	—	—	—	1899	Sohn, Ben	HB	4	Chicago, IL	1932	Tilley, Homer	—	—	—	1904
Schoepper, Bob	OT	54	Portland, OR	1967, '68	Soldat, Dennis	OT	65	Richland, WA	1983, '84, '85	Timu, John	LB	10	Long Beach, CA	2011, '12, '13, '14
Schuh, Hayden	DB	38	Vancouver, WA	2014, '15, '16	Solid, Edwin	HB	32	Seattle, WA	1944	Tining, Norman	—	—	—	1921, '22
Schuh, Leroy	E	3	Seattle, WA	1925, '26, '27	Sortun, Rick	G	68	Kent, WA	1961, '62, '63	Tipoti, Francisco	OG	71	Honolulu, HI	2002, '03
Schulberg, Rick	OG	76	Snohomish, WA	1989, '90	Sortun, Wayne	OT	65	Anacortes, WA	1968, '69, '70	Toews, Jeff	OT	63	San Jose, CA	1975, '76, '77, '78
Schulte, Steve	OT	70	Seattle, WA	1970, '71, '72	Sosebee, Jesse	OL	75	Garden Grove, CA	2015, '16	Tokolahi, Semisi	DT	98	Hilo, HI	2009, '10, '11, '12
Schultz, Drew	OT	57	Olympia, WA	2012, '14	Spargue, Fred	FB	—	—	1909, '10, '11	Tolar, Ryan	OG	65	Pasco, WA	2007, '08, '09, '10
Schwartz, Avery	DT	75	Portland, OR	1966, '68	Sparq, Tom	QB	14	Grants Pass, OR	1966, '67	Toledo, Joe	TE/ OT	83/67	Encinitas, CA	2002, '03, '04, '05
Schwelger, Paul	T	66	Raymond, WA	1929, '30, '31	Spearman, Tony	FL	42	Seattle, WA	1982	Tormey, Pete	OLB	60	Spokane, WA	1977, '78, '79
Scott, J.K.	QB	12	Burbank, CA	1999, '00	Speidel, William	QB	—	—	1902, '03	Towns, Lester	ILB	17	Pasadena, CA	1996, '97, '98, '99
Scott, Nick	OT	69	St. Louis, MO	2009	Spillers, Curtis	—	—	—	1926	Townsend, Frank	—	—	—	1919
Scott, Tom	SE	26	Daly City, CA	1971, '72	Sprague, Dick	HB	39	Spokane, WA	1950, '51, '52	Toy, David	FS	34	Mountain Home, ID	1984, '85, '86, '87
Seagrave, Louis	G	—	Spokane, WA	1913, '14, '15, '16	Spague, Tom	FB	14	Spokane, WA	1952, '53	Tracy, Jack	E	18	Seattle, WA	1941, '42, '43
Seery, Adam	QB	16	Albuquerque, NM	2001, '02, '03	Spriestersbach, Dan	DB	11	Altadena, CA	1966, '67, '68	Trask, Leo	F	62	Everett, WA	1945
Seferian-Jenkins, Austin	TE	88	Gig Harbor, WA	2011, '12, '13	Springstead, Steve	ILB	49	Lacey, WA	1990, '91, '92, '93	Travis, Greg	WLB	47	Pasco, WA	1986, '87, '89
Seigrist, Charles	T	—	—	1902, '03	Sprinkle, Bill	DB	13	Great Falls, MT	1967, '68	Trew, Kyle	ILB	20	Yakima, WA	2004, '07
Seida, Judd	DT	47	Minneapolis, MN	1998	Sprinkle, Dick	H	48	Seattle, WA	1948, '49, '50	Trimble, David	FL	93	Yakima, WA	1983, '84, '85
Seiler, Clyde	T	78	Erie, PA	1950, '51, '52	Squires, Roy	F	17	Seattle, WA	1928, '29, '30	Tripplett, Larry	NT	70	Los Angeles, CA	1999, '00, '01
Seminavage, Opu	C	63	Waianae, HI	1995	Stackpool, Jack	F	16	Maywood, IL	1939, '40, '41	Trufant, Desmond	CB	6	Tacoma, WA	2009, '10, '11, '12
Serrano, Carlos	FS	18	Edmonds, WA	2005	Stacy, Maurice	HB	68	Auburn, WA	1940, '45	Tucker, Tim	LB/ FB	42	Harbor City, CA	2011
Seth, Jack	H	45	Seattle, WA	1948, '49, '50	Stanback, Isaiah	QB	4	Seattle, WA	2003, '04, '05, '06	Tufono, Albert	ILB	41	Honolulu, HI	1983, '84, '87
Shackelford, Sonny	WR	21	Los Angeles, CA	2003, '04, '05, '06	Stanley, Rod	OT	78	Kent, WA	1971, '73	Tufunga, Siosifa	OL	65	Long Beach, CA	2012, '13, '14, '15
Shamburger, Will	S	13	Compton, CA	2010, '11, '12, '13	Stapleton, Bill	CB	11	San Francisco, CA	1979, - '82	Tuiaea, Mac	DT	78	West Richland, WA	1996, '97, '98, '99
Sharp, Rick	DT	70	Seattle, WA	1967, '68, '69	Starcevic, Max	G	66	Morgan Park, CA	1934, '35, '36	Tuiasosopo, Marques	QB	11	Woodinville, WA	1997, '98, '99, '00
Shavey, Gary	ILB	58	Mercer Island, WA	1996, '97	Steel, Chuck	Q	20	Hollywood, CA	1961	Tuiasosopo, Trenton	ILB	57	Everett, WA	2006, '07, '08, '09
Shaw, Bob	G	30	Great Falls, MT	2005, '26, '27	Steele, Ernie	HB	29	Seattle, WA	1939, '40, '41	Tuiasosopo, Zach	OLB	5	Woodinville, WA	2001, '02, '03, '04
Shaw, Curtis	TB	14	Stockton, CA	2009	Steele, Joe	TB	24	Seattle, WA	1976, '77, '78, '79	Tupou, Taniela	DL	90	Marysville, WA	2012, '13, '14, '15
Shaw, Domyric	SS	29	Oakland, CA	2001, '02	Stein, Ernie	T	77	Aberdeen, WA	1946, - '50	Turner, Darius	FB	31	Gardena, CA	1989, '90, '91, '92
Shaw, Maurice	RB	32	Sacramento, CA	1996, '97, '99	Steiner, Leslie	G	16	Berkeley, CA	1944	Turner, Ezekiel	S	24	Pasadena, MD	2015, '16
Shaw, Royal	HB	—	Yakima, WA	1904, '05	Stephens, Dale	OT	72	St. John, WA	1964, '65	Turner, Mark	LB	50	Seattle, WA	1968, '70
Sheafe, James	—	—	—	1894, '96	Sterling, Wayne	T	77	Honolulu, HI	1939, '40, '41	Turnure, Tom	C	56	Seattle, WA	1976, '77, '78, '79
Shehee, Rashaan	TB	1	Bakersfield, CA	1994, '95, '97	Stevens, Chris	LB	29	Mojave, CA	2005, '06, '07, '08	Turpin, Damion	DL	66	Compton, CA	2014, '15, '16
Sheldrake, Tom	LE	35	Hood River, OR	1937, '38	Stevens, Jerome	DE/ DT	59	Oxnard, CA	2000, '01, '02, '03	Tutogi, Thomas	LB	50	Chula Vista, CA	2011, '12, '13
Shelley, Jason	SE	18	Vallejo, CA	1992	Stevens, Jerramy	TE	14	Olympia, WA	1999, '00, '01	Tyler, Toussaint	FB	45	Oceanside, CA	1977, '78, '79, '80
Shelton, Coleman	OL	79	Pasadena, CA	2014, '15, '16	Stevens, Kyle	TB	20	San Jose, CA	1977, '78, '79, '80	Tymer, Tom	DT	61	Vancouver, WA	1971
Shelton, Danny	DT	71	Auburn, WA	2011, '12, '13, '14	Stevenson, Taz	S	14	Millian, HI	2010, '11, '12					
Shelton, Geoff	OLB	87	San Diego, CA	1999, '00, '01	Stewart, Mark	OLB	38	San Jose, CA	1979, '80, '81, '82					
Shelton, Leland	G	38	Bellingham, WA	1927, '29, '30	Stifter, Bill	DB	29	Burbank, CA	1965					
Shepherd, Ron	LB	37	Garden Grove, CA	1970, '72	Stiger, Kim	H	35	Corcoran, CA	1961, '62					
Sherer, Lewis	C	—	—	1901, '02, '03	Stitz, Everett	T	71	Everett, WA	1930, '31, '32					
Sherman, Lester	—	—	—	1922, '23, '25	Stombaugh, John	HB	15	Seattle, WA	1926, '28, '29					
Sheron, Ed	E	75	Butte, MT	1954, '55	Stone, Brian	NG	54	Tacoma, WA	1980, '81, '82					
Sherwood, Terry	C	59	Seattle, WA	1976, '77, '79	Stone, Joe	QB	13	Seattle, WA	1945					
Shidler, Harold	—	—	Seattle, WA	1924, '25	Stoves, Jay	HB	66	Centralia, WA	1943					
Shiel, Walter	FB	—	Spokane, WA	1912, '13, '14, '15	Strinsky, Dave	SE	9	Sedro-Woolley, WA	1982, '83					
Shirley, Josh	DE	22	Fontana, CA	2011, '12, '13	Strauss, Alfred	HB	—	—	1902, '03					
Shoe, Jeff	DE	48	Seattle, WA	1995	Stringfellow Demore'ea	WR	9	Perris, CA	2013					
Shper, Abe	G	55	Seattle, WA	1934, '35	Strohmeier, Paul	LB	92	Vancouver, WA	1973, '74, '75					
Sicuro, Paul	QB	14	Ashland, OR	1984	Stromswold, Dave	OG	61	Bellevue, WA	1975, '76					
Sievers, Roy	—	—	—	1923, '24	Stroud, Mike	DB	20	Whittier, CA	1964					
Sigworth, Jay	—	—	—	1903, '04	Strugar, George	T	77	Renton, WA	1955, '56					
Siler, Bill	QB	14	Van Nuys, CA	1961, '62	Stuart, Scott	TE	89	Ridgefield, WA	1991					
Silvers, Elliott	OT	68	Agoura, CA	1998, '99, '00	Stupey, John	G	67	Monterey Park, CA	1961, '62, '63					
Simmons, Joe	DB	46	Seattle, WA	1975	Sublett, Tom	QB	15	Lake Forest, IL	1987					
Simonson, Jason	OT	70	Olympia, WA	2001, '02, '03	Sulkosky, Paul	FB	53	Puyallup, WA	1932, '33, '34					
Simpson, Clarence	CB	46	Sylmar, CA	2003, '04, '05	Summers, Matt	CB	11	Issaquah, WA	1997					
Simpson, Jess	HB	55	Seattle, WA	1944	Susick, Pete	FB	7	Bend, OR	1940, '41, '42, '43					
Simpson, Jim	SE	21	Seattle, WA	1986	Sutton, Wayne	—	—	—	1910, '11, '12, '13					
Sims, Antavius	WR	89	Americus, GA	2012, '13	Swartz, J.E.	—	—	—	1983					
Sims, James	S/RB38/22	Las Vegas, NV	2002, '03, '04, '05	—	—	—	—	—	1910					
Singleton, Chris	TB	42	Fontana, CA	2001, '02, '04, '05	Swarva, G.L	—	—	—	1910					
Sixkiller, Sonny	QB	6	Ashland, OR	1970, '71, '72	Sweat, Sean	TB	30	Oceanside, CA	2000					
Skaggs, Jim	G	70	Arroyo Grande, CA	1959, '60, '61	Sweatt, Dick	LB	54	Huntington Beach, CA	1970, '71					
Skansi, John	WS	14	Gig Harbor, WA	1983	Sweet, Carl	DB	40	Brea, CA	1969					
Skansi, Paul	FL	7	Gig Harbor, WA	1979, '80, '81, '82	Sweetman, Felix	QB	17	Lakewood, WA	2006					
Skurski, Jim	PK	14	Seattle, WA	1998, '99, '00, '01	Sylvester, Austin	FB	47	Reno, NV	2008, '09, '10					
Slater, Brian	FL	8	Lake Stevens, WA	1985, - '88										
Sligh, Luther	RB	9	Seattle, WA	1969, '71, '72										
Slivinski, Steve	RG	34	Chicago, IL	1936, '37, '38										
Sloan, Bill	E	40	Seattle, WA	1939, '40, '41										
Slye, Jordan	WR	6	Seattle, WA	2003										
Small, Fred	OLB	5	Los Angeles, CA	1981, '8										

Wardlow, Don	TE	95	Seattle, WA	1974, '75, '76	Wiatrak, Joe	T	70	Seattle, WA	1931, '32, '33	Wojczechowski, Carl	HB	39	Las Vegas, NV	1967, '68
Wardlow, Duane	T	76	Hoquiam, WA	1951, '52, '53	Wiatrak, John	C	13	Chicago, IL	1934, '35, '36	Wolcott, Bill	HB	26	Seattle, WA	1930, '31, '32
Ware, Kevin	TE	87	Spring, TX	1999, '00, '01, '02	Wiatrak, Paul	C	13	Chicago, IL	1940, '42	Wold, Ron	TE	98	Seattle, WA	1978
Warren, Ben	ILB	49	Vancouver, WA	2004, '05	Wick, Sanford	—	—	—	1916	Woldseth, Hans	DB	11	Tacoma, WA	1972, '73
Warren, Jusstis	LB	10	Tacoma, WA	2016	Wiese, Brett	OG	77	Issaquah, WA	1985, '88	Wolfe, Chad	FS	21	Lebanon, OR	1995
Warsinski, Jim	E	2	Billings, MT	1951, '52, '53	Wiezowski, Steve	DB-K	16	Laguna Beach, CA	1970, '71, '72	Wooching, Psalm	OLB/FB	28	Kailua-Kona, HI	2013, '14, '15, '16
Washington, Dee	—	—	—	1974	Wiggs, Fred	LB	97	Seattle, WA	2007, '08, '09	Wood, Harrison	OE	92	Sacramento, CA	1966, '67, '68
Washington, Dwayne	TB	12	Lakewood, CA	2013, '14, '15	Wiggs, Sekou	NT	67	Seattle, WA	1995, '96, '97	Wood, Marlon	WR	83	Tampa, FL	2006
Washington, Otis	DE	98	Los Angeles, CA	1967, '68	Wilcox, Leonard	G	6	Butte, MT	1928, '30	Wood, Nick	OG	52	Poway, CA	2009, '11
Waskom, Bob	FB	28	Kirkland, WA	1985	Wiley, Jim	H	49	Bremerton, WA	1949, '50, '51	Wooten, Brent	H	26	Walla Walla, WA	1958, '59, '60
Waskom, Jim	SS	35	Kirkland, WA	1987, '88	Williams, Aaron	SE	2	Tacoma, WA	1979, '80, '81, '82	Worgan, Dave	DE	97	Seattle, WA	1970, '71, '72
Waskom, Paul	OLB	54	Kirkland, WA	1984, '85, '86	Williams, Corey	WR	18	Las Vegas, NV	2003, '04, '05, '06, '07	Worley, Al	DB	12	Wenatchee, WA	1966, '67, '68
Waskowitz, Frank	HB	45	Chicago, IL	1935, '36	Williams, Curtis	FS	25	Fresno, CA	1998, '99, '00	Worley, Larry	DB	25	Wenatchee, WA	1970
Waters, Donald T.	RB	35	Oakland, CA	1973	Williams, Dave	OE	90	Tacoma, WA	1964, '65, '66	Worfolk, J.R.	WR	26	Issaquah, WA	2005
Watson, Bert	C	56	Turlock, CA	1955	Williams, Demouy	CB	11	Rancho Cordova, CA	1985, '86, '87	Worthington, Rich	T	76	Bothell, WA	1937
Watson, Dick	G	21	Vancouver, WA	1942	Williams, Greg	OLB	84	Long Beach, CA	1979, '80	Wren, Bob	—	—	—	1943
Watson, Tre	CB	32	Seattle, WA	2012, '13	Williams, Jafar	WLB	49	Oakland, CA	1998, '99, '00, '02	Wright, E.J.	—	—	—	1899, 1900
Watts, Jerry	C	52	Norwalk, CA	1971	Williams, J.S.	—	—	—	1901	Wright, William	G	11	Seattle, WA	1925, '26, '27
Wea, Gerald	OHB	24	Seattle, WA	1966, '67	Williams, Jerry	DG	77	Kingston, WA	1964, '65, '66	Wrotten, Tony	TE	88	Renton, WA	1981, '82, '83, '84
Weatherby, Vince	TB	22	Los Angeles, CA	1985, '86, '87, '88	Williams, Kasen	WR	2	Sammamish, WA	2011, '12, '13, '14	Wyatt, Martin	H	36	Vallejo, CA	1961, '62
Weatherspoon, Hakim	ROV	28	Vancouver, WA	1998	Williams, Nate	FS	8	Renton, WA	2007, '08, '09, '10	Wyles, Channing	P	27	Lacey, WA	1989, '90
Wehde, Fred	QB	31	Seattle, WA	1942, '47	Williams, Reggie	WR	1	Lakewood, WA	2001, '02, '03	Wyman, Don	—	—	Seattle, WA	1933, '34
Weindl, Jamie	ILB	42	Palo Alto, CA	1993	Williams, Ross	QB	—	—	1917					
Weinmeister, Arnie	LT	53	Portland, OR	1942, '46, '47	Williams, Troy	QB	3	Carson, CA	2014	Y				
Welbon, Calvin	—	—	—	1893, '94	Willig, Bob	DE	96	Santa Fe Springs, CA	1985, '86, '87, '88	Yanicks, Milt	G	63	Palo Alto, CA	1955
Wellington, Brandon	LB	13	Kent, WA	2016	Willis, Dave	ILB	60	Olympia, WA	1986	Yarr, Dan	E	44	Chimacum, WA	1938, '39
Wells, Jason	FS	26	LaVerne, CA	2006, '07, '09	Willis, Don	OT	58	Lompoc, CA	1993	Yates, Bo	OLB	3	Lebanon, OR	1984, '85, '86, '87
Wells, Max	HB	—	—	1902	Willis, Fred	—	—	—	1907	Yonker, Walter	T	78	Portland, OR	1938, '39, '40
Wenger, Barry	LB	95	Seattle, WA	1968	Willis, Gene	HB	14	Ashland, OR	1968, '69, '71	Yoshinaga, Sho	WR	84	Seattle, WA	2007
Wentworth, Henry	E	11	Seattle, WA	1928, '29, '30	Willis, Hart	—	—	Plains, MT	1906, '07	Young, Allan	—	—	—	1912, '13, '15
Werdel, John	P	16	Bakersfield, CA	1991, '92, '93	Willis, Jamaun	ILB	6	Compton, CA	1999, '00, '01	Young, Chancellor	WR	81	Woodinville, WA	2008
Werner, Clyde	LB	36	Tacoma, WA	1967, '68, '69	Wilmoth, Jeff	C	60	Lacey, WA	1989, '90	Young, K.J.	WR	18	Perris, CA	2016
Wesley, Don	SE	81	San Bernardino, CA	1972	Wilson, Aaron	P	27	Centralia, WA	1977, '78	Younglove, Earl	E	35	Peoria, IL	1939, '40, '41
West, Marc	MG	61	Bellevue, WA	1989	Wilson, Abe	—	—	—	1923, '24	Yourkowski, Louis	T	73	Renton, WA	1950, '51, '52
Westerveller, Larry	E	36	Yakima, WA	1928, '29, '30	Wilson, Darren	SE	28	Seattle, WA	1983	Z				
Westlund, Roger	OT	70	Bellevue, WA	1975, '76, '77, '78	Wilson, Erich II	TB	20	East Palo Alto, CA	2012	Zackery, Tony	CB	25	Seattle, WA	1985, '88
Weston, Doug	OG	74	Renton, WA	1979, '81, '82	Wilson, George	—	33	Everett, WA	1923, '24, '25	Zajac, Elliot	OL	74	Bakersfield, CA	1999, '00, '01, '02
Westover, Ralph	FB	—	—	1908	Wilson, John	QB	23	Seattle, WA	1920, '21	Zakskorn, Pat	OG	66	Fair Oaks, CA	1980, '81, '82
Westra, John	TE	85	Mesa, AZ	1997, '98, '00, '01	Wilson, Kirk	F	30	Burlington, WA	1957, '58	Zandofsky, Mike	OT	75	Corvallis, OR	1985, '86, '87, '88
Westrom, Fred	—	—	—	1923, '24	Wilson, Matthias	FB	48	Ferndale, WA	2000, '01	Zatkovich, Dick	OG	68	Tacoma, WA	1967
Wetterauer, Dick	DG	50	Seattle, WA	1963, '64, '65	Wilson, Pat	FB	4	Burlington, WA	1925, '26, '27	Zech, Bob	—	37	—	1943, '44
Weyrick, Alan	SE	15	Yakima, WA	1989	Wilson, Stan	RB	45	E. Palo Alto, CA	1975, '76	Zeger, Evan	LB	30	Henderson, NV	2012
Wheeler, Ron	TE	85	Oakland, CA	1979, '80	Windust, Fran	G	18	Dayton, OH	1931, '32, '34	Zeger, John	G	11	Seattle, WA	1940, '41, '46
Whitacre, John	OT	74	Tacoma, WA	1972, '73, '75	Wingender, John	HB	58	Omaha, NE	1942, '43	Zeger, John	SS	27	Seattle, WA	1980, '81
White, Bob	T	73	Bellingham, WA	1957, '58, '59	Winn, Grover	T	—	Seattle, WA	1911	Zeil, Leonard	—	—	—	1921, '22, '23
White, Cedric	DT	95	Los Angeles, CA	1993	Winsor, William	HB	—	—	1905	Zemeck, Al	C	72	Chicago, IL	1938, '40
White, Scott	ILB	4	Lemon Grove, CA	2003, '04, '05, '06	Winter, Walt	DL/TE	92	Bothell, WA	2006, '07, '08	Zemeck, W.	RT	12	Chicago, IL	1938
White-Frisbee, Jordan	NT	94	Kenmore, WA	2004, '08	Winters, Ralph	DB	97	Yakima, WA	1963, '64, '65	Ziebarth, Herbert	G	—	—	1901, '02
Whitenight, David	OLB	58	Idaho Falls, ID	1981, '82, '83	Wirt, Harry	—	—	—	1915, '16	Zurek, Bryan	G	62	Los Angeles, CA	1949, '50, '51
Whithorne, Bobby	WR	20	Santa Margarita, CA	2004	Witcher, Darren	WS	49	Tacoma, WA	1980, '82					
Whitmyer, Nat	H	23	Washington, D.C.	1961, '62	Wise, Henry	LE	53	Seattle, WA	1936, '37, '38					

HUSKY FOOTBALL HEAD COACHES



James Knight
Years: 1902-04
Record: 15-4-1 (.775)



Gil Dobie
Years: 1908-16
Record: 59-0-3



Claude J. Hunt
Years: 1917, 19
Record: 6-3-1 (.650)



Leonard Allison
Years: 1920
Record: 1-5-0




Enoch Bagshaw
Years: 1921-29
Record: 63-22-6 (.725)



James Phelan
Years: 1930-41
Record: 65-37-8 (.616)



Ralph Welch
Years: 1942-47
Record: 27-20-3 (.570)



Howard Odell
Years: 1948-52
Record: 23-25-2 (.483)



John Cherberg
Years: 1953-55
Record: 10-18-2 (.344)



Darrell Royal
Years: 1956
Record: 5-5-0 (.500)



Jim Owens
Years: 1957-74
Record: 99-82-6 (.545)



Don James
Years: 1975-92
Record: 153-57-2 (.726)



Jim Lambright
Years: 1993-98
Record: 44-25-1 (.664)



Rick Neuheisel
Years: 1999-02
Record: 33-16 (.673)



Keith Gilbertson
Years: 2003-04
Record: 7-16 (.304)



Tyrone Willingham
Years: 2005-2008
Record: 11-37 (.229)



Steve Sarkisian
Years: 2009-2013
Record: 34-29 (.540)



Chris Petersen
Years: 2014-
Record: 27-14 (.659)

Not Pictured: W.B. Goodwin, 1892-93; C. Cobb, 1894; Ralph Nichols, 1895-96, 98; Carl Clemans, 1897; J.S. Dodge, 1900; Jack Wright, 1901; Oliver Cutts, 1905; Victor Place, 1906-07

ALL-TIME STARTING LINEUPS

Players listed started at least one game at position indicated. Numbers in parentheses refer to number of games started at position. Underlined name indicated true freshman. Italics indicate alternate position then where listed: a - Second TE; b - Third or Fourth WR; c - Fifth DB; d - Fourth LB; e - Fourth DL.

2016 Offense

WR: John Ross (12), Quinten Pounds (2)
LT: Trey Adams (14)
LG: Jake Eldrenkamp (12), Nick Harris (2)
C: Coleman Shelton (14)
RG: Shane Brostek (7), Andrew Kirkland (5), Nick Harris (2)
RT: Kaleb McGary (14)
TE: Drew Sample (8), Darrell Daniels (6)
QB: Jake Browning (14)
TB: Myles Gaskin (11), Jomom Dotson (2), Lavon Coleman (1)
WR: Dante Pettis (9), Andre Baccellia (2), Aaron Fuller (1)
WR: Will Dissly (5-a), Chico McClatcher (3), Drew Sample (3-a), Aaron Fuller (2), Connor Griffin (1)

2016 Defense

DT: Elijah Qualls (11), Vita Veal (3)
DT: Greg Gaines (14)
DE: Connor O'Brien (7), Joe Mathis (5), Benning Potoa'e (1), Vita Veal (1)
LB: Azeem Victor (10), D.J. Beavers (4)
LB: Keshawn Bierria (14)
OLB: Psalm Woomching (14)
S: Budda Baker (14)
S: Jojo McIntosh (13), Ezekiel Turner (1)
CB: Sidney Jones (14)
CB: Kevin King (14)
DB: Taylor Rapp (10), Darren Gardenhire (2), Brandon Beaver (1), Vita Veal (1-e)

2015 Offense

WR: Jaydon Mickens (11), Darrell Daniels (2-a)
LT: Trey Adams (9), Coleman Shelton (2), Andrew Kirkland (2)
LG: Jake Eldrenkamp (11), Coleman Shelton (2)
C: Siosifa Tufunga (13)
RG: Coleman Shelton (9), Shane Brostek (2), Jesse Sosebee (2)
RT: Andrew Kirkland (5), Kaleb McGary (6), Matt James (2)
TE: Joshua Perkins (7), Drew Sample (6)
QB: Jake Browning (12), K.J. Carta-Samuels (1)
TB: Myles Gaskin (6), Dwayne Washington (6), Lavon Coleman (1).
WR: Dante Pettis (8), Drew Sample (2-a), Marvin Hall (1), Darrell Daniels (1-a), David Ajamu (1-a)
WR: Brayden Lenius (6), Darrell Daniels (5-a), Marvin Hall (1), David Ajamu (1-a)

2015 Defense

BUCK: Travis Feeney (12), Will Dissly (1)
DT: Taniela Tupou (13)
NT: Elijah Qualls (8), Greg Gaines (5)
DE: Joe Mathis (7), Kevin King (4-c), Greg Gaines (1), Jaylen Johnson (1)
LB: Keshawn Bierria (12), Scott Lawyer (1)
LB: Azeem Victor (10), Scott Lawyer (3)
LB: Cory Littleton (13)
S: Budda Baker (13)
S: Brian Clay (12), Ezekiel Turner (1)
CB: Sidney Jones (13)
CB: Darren Gardenhire (9), Kevin King (4)

2014 Offense

WR: Kasen Williams (6), Dante Pettis (5), Marvin Hall (1), Brayden Lenius (2), John Ross (1)
LT: Micah Hatchie (14)
LG: Dexter Charles (9), Siosifa Tufunga (5)
C: Colin Tanigawa (11), Mike Criste (3)
RG: James Atoe (9), Colin Tanigawa (3), Mike Criste (2)
RT: Coleman Shelton (7), James Atoe (5), Ben Riva (2)
TE: Joshua Perkins (8), Darrell Daniels (4), Michael Hartvigson (1), John Ross (1-b)

QB: Cyler Miles (12), Jeff Lindquist (1), Troy Williams (1)
TB: Dwayne Washington (7), Lavon Coleman (2), Deontae Cooper (2), Shaq Thompson (2), Jesse Callier (1)
WR: Jaydon Mickens (12), M. Hartvigson (2-a)
WR: DiAndre Campbell (12), John Ross (1)

2014 Defense

BUCK: Hau'oli Kikaha (14)
NT: Danny Shelton (14)
DT: Evan Hudson (13), Cory Littleton (1)
DE: Andrew Hudson (14)
LB: Travis Feeney (8), Keshawn Bierria (4), Trevor Walker (1-c)
LB: John Timu (14)
LB: Shaq Thompson (11), Keshawn Bierria (3)
S: Budda Baker (14)
S: Kevin King (12), Trevor Walker (2)
CB: Sidney Jones (12), Jermaine Kelly (2)
CB: Marcus Peters (7), John Ross (4), Najziel Hale (2), Travell Dixon (1)

2013 Offense

WR: Kasen Williams (9), Demoree'a Stringfellow (3), Marvin Hall (1)
LT: Micah Hatchie (13)
LG: Dexter Charles (10), Erik Kohler (2), Colin Tanigawa (1)
C: Mike Criste (13)
RG: Colin Tanigawa (12), James Atoe (1)
RT: Ben Riva (13)
TE: Austin Seferian-Jenkins (12), Michael Hartvigson (1)
QB: Keith Price (12), Cyler Miles (1)
TB: Bishop Sankey (13)
WR: Jaydon Mickens (11), Joshua Perkins (2-a)
WR: Kevin Smith (13)

2013 Defense

DE: Hau'oli Kikaha (13)
DT: Danny Shelton (13)
DT: Evan Hudson (13)
DE: Cory Littleton (13)
OLB: PrincetonFuimaono (11), Travis Feeney (2)
ILB: John Timu (11), Thomas Tutogi (1), Tre Watson (1-c)
OLB: Shaq Thompson (12), Tre Watson (1-c)
S: Sean Parker (13)
S: Will Shamburger (10), Kevin King (2), Brandon Beaver (1)
CB: Gregory Ducre (12)
CB: Marcus Peters (12), Tre Watson (1)

2012 Offense

WR: Kasen Williams (13)
LT: Micah Hatchie (13)
LG: Dexter Charles (11), Colin Tanigawa (2)
C: Drew Schaefer (13)
RG: Mike Criste (6), Shane Brostek (3), James Atoe (3), Erik Kohler (1)
RT: Ben Riva (8), James Atoe (3), Mike Criste (1), Erik Kohler (1)
TE: Austin Seferian-Jenkins (13)
QB: Keith Price (13)
TB: Bishop Sankey (12), Jesse Callier (1)
FB: Evan Hudson (6-a), Michael Hartvigson (3-a), Jonathan Amosa (1), Jaydon Mickens (1-b), Kendyl Taylor (1-b)
WR: DiAndre Campbell (7), Jaydon Mickens (3), Cody Bruns (3), Kevin Smith (1)

2012 Defense

DE: Talia Crichton (7), Semisi Tokolahi (5), Danny Shelton (1)
NT: Danny Shelton (12), Drew Schultz (1)
DE: Andrew Hudson (13)
RE: Josh Shirley (6), Semisi Tokolahi (3), Cory Littleton (2), Talia Crichton (1), Josh Banks (1)
OLB: Travis Feeney (9), Princeton Fuimaono (3), Thomas Tutogi (1)
ILB: John Timu (13)
NB: Shaq Thompson (13)
S: Sean Parker (13)
S: Justin Glenn (11), Will Shamburger (2)
CB: Desmond Trufant (12), Gregory Ducre (1)
CB: Marcus Peters (8), Tre Watson (5)

2011 Offense

WR: Jermaine Kearse (12), Kevin Smith (7)
LT: Senio Kelemete (13)
LG: Colin Tanigawa (11), Nick Wood (2)
C: Drew Schaefer (13)
RG: Colin Porter (13)
RT: Erik Kohler (13)
TE: Austin Seferian-Jenkins (10), Kasen Williams (2-b), Michael Hartvigson (1)
QB: Keith Price (12), Nick Montana (1)
TB: Chris Polk (13)
FB: Jonathan Amosa (3), Michael Hartvigson (3-a), Kasen Williams (5-b), Tim Tucker (1), Kevin Smith (1-b)
WR: Devin Aguilar (8), Michael Hartvigson (2-a), Evan Hudson (1-a), James Johnson (1), Kevin Smith (1)

2011 Defense

DE: Everette Thompson (10), Talia Crichton (3)
DT: Alameda Ta'amu (13)
DT: Semisi Tokolahi (7), Everette Thompson (3), Danny Shelton (2), Sione Potoa'e (1)
DE: Josh Shirley (7), Hau'oli Jamora (4), Andrew Hudson (2)
OLB: PrincetonFuimaono (12), Garret Gilliland (1)
ILB: Cort Dennison (13)
OLB: John Timu (8), Jamaal Kearse (4), Gregory Ducre (1-c)
S: Sean Parker (13)
S: Justin Glenn (5), Will Shamburger (4), Nate Fellner (4)
CB: Desmond Trufant (13)
CB: Quinton Richardson (8), Gregory Ducre (5)

2010 Offense

WR: Devin Aguilar (5), D'Andre Goodwin (5), Kevin Smith (1), Marek Domanski (1-a), Jordan Polk (1)
LT: Senio Kelemete (13)
LG: Ryan Tolar (8), Erik Kohler (4), Gregory Christine (1)
C: Drew Schaefer (11), Gregory Christine (2)
RG: Colin Porter (6), Gregory Christine (4), Ryan Tolar (3)
RT: Cody Habben (10), Drew Schaefer (2), Erik Kohler (1)
TE: Marlion Barnett (4), Daniel Kanczowski (3), James Johnson (2-b), Cody Bruns (1-b), Kevin Smith (1-b), Chris Izbicki (1)
QB: Jake Locker (12), Keith Price (1)
TB: Chris Polk (13)
FB: Austin Sylvestre (6), Jesse Callier (4), D'Andre Goodwin (2-b), Jordan Polk (1-b), Jermaine Kearse (13)

2010 Defense

DE: Everette Thompson (8), Cameron Elisara (3), De'Shon Matthews (2)
DT: Alameda Ta'amu (13)
DT: Everette Thompson (5), Cameron Elisara (3), Semisi Tokolahi (3), Sione Potoa'e (2)
DE: Hau'oli Jamora (7), Talia Crichton (6)
OLB: Mason Foster (13)
ILB: Cort Dennison (12), Garret Gilliland (1)
OLB: Victor Aiyewa (12), PrincetonFuimaono (1)
S: Nate Williams (13)
S: Nate Fellner (13)
CB: Desmond Trufant (13)
CB: Quinton Richardson (13)

2009 Offense

WR: Devin Aguilar (9), Jermaine Kearse (2), Jordan Polk (1)
LT: Ben Ossai (8), Drew Schaefer (4)
LG: Gregory Christine (6), Nick Wood (4), Ben Ossai (2)
C: Ryan Tolar (11), Mykenna Ikehara (1)
RG: Senio Kelemete (11), Morgan Rosborough (1)
RT: Cody Habben (12)
TE: Kavario Middleton (11), Cody Bruns (1-b)
QB: Jake Locker (12)
TB: Chris Polk (12)
FB: Paul Homer (3), Chris Izbicki (5-a), Jermaine Kearse (3-b), D'Andre Goodwin (1-b)

WR: James Johnson (7), Jermaine Kearse (4), D'Andre Goodwin (1)

2009 Defense

DE: Daniel Te'o-Nesheim (11), Andru Pulu (1)
DT: Cameron Elisara (8), Everette Thompson (2), Daniel Te'o-Nesheim (1), De'Shon Matthews (1)
DE: Darrion Jones (7), Talia Crichton (4), Kalani Aldrich (1)
OLB: E.J. Savannah (7), Cort Dennison (5)
ILB: Donald Butler (12)
OLB: Mason Foster (12)
S: Nate Williams (10), Victor Aiyewa (2)
S: Justin Glenn (4), Jason Wells (3), Nate Fellner (3), Nate Williams (1), Greg Walker (1)
CB: Desmond Trufant (9), Vonzell McDowell (3)
CB: Quinton Richardson (6), Adam Long (6)

2008 Offense

WR: Alvin Logan (11), Devin Aguilar (1)
LT: Ben Ossai (11), Cody Habben (1)
LG: Jordan White-Frisbee (12)
C: Juan Garcia (12)
RG: Ryan Tolar (7), Casey Bulyca (5)
RT: Cody Habben (11), Skyler Fancher (1)
TE: Michael Gottlieb (9), Kavario Middleton (2), Devin Aguilar (1-b)
QB: Ronnie Fouch (8), Jake Locker (4)
TB: Terrance Dailey (4), Willie Griffin (3), David Freeman (2), Chris Polk (2), Brandon Johnson (1)
FB: Paul Homer (6), Kavario Middleton (3-a), Jermaine Kearse (2-b), Walt Winter (1-a)
WR: D'Andre Goodwin (11), Devin Aguilar (1)

2008 Defense

DE: Daniel Te'o-Nesheim (12)
DT: Cameron Elisara (7), Alameda Ta'amu (5)
DT: Senio Kelemete (4), Johnnie Kirtton (3), Chris Stevens (3-d), Tripper Johnson (1-a), Vonzell McDowell (1-a)
DE: Darrion Jones (9), Everette Thompson (3)
OLB: Donald Butler (6), Josh Gage (4), Matt Houston (1), Chris Stevens (1)
ILB: Trenton Tuiasosopo (7), Donald Butler (5)
OLB: Mason Foster (12)
S: Nate Williams (12)
S: Tripper Johnson (6), Johri Fogerson (3), Darin Harris (2), Victor Aiyewa (1)
CB: Mesphin Forrester (10), Matt Mosley (2)
CB: Quinton Richardson (11), Matt Mosley (1)

2007 Offense

WR: Anthony Russo (13)
OT: Ben Ossai (10), Cody Habben (3)
OG: Ryan Tolar (12), Jordan White-Frisbee (3)
C: Juan Garcia (13)
OG: Casey Bulyca (11)
OT: Chad Macklin (13)
TE: Michael Gottlieb (6), Johnnie Kirtton (2), Corey Williams (3-b), Cody Ellis (2-b)
QB: Jake Locker (12), Carl Bonnell (1)
FB: Paul Homer (10), Robert Lewis (1-a), Quintin Daniels (1-b)
TB: Louis Rankin (13)
WR: Marcel Reece (13)

2007 Defense

DE: Daniel Te'o-Nesheim (13)
DT: Jordan Reffett (13)
DT: Wilson Afoa (12), Erick Lobos (1)
DE: Greyson Gunheim (13)
OLB: Dan Howell (11), Kyle Trew (1), Nate Williams (1-c)
ILB: Trenton Tuiasosopo (8), Donald Butler (4), Mason Foster (4)
OLB: E.J. Savannah (10)
CB: Roy Lewis (13)
CB: Byron Davenport (7), Matt Mosley (3), Vonzell McDowell (3)
SS: Mesphin Forrester (13)
FS: Darin Harris (8), Jason Wells (5)

2006 Offense

WR: Sonny Shackelford (8), Corey Williams (4)
LT: Ben Ossai (11), Eric Berglund (1)

LG: Stanley Daniels (12)
C: Juan Garcia (12)
RG: Clay Walker (12)
RT: Chad Macklin (12)
TE: Michael Gottlieb (6), Johnnie Kirton (5), Quintin Daniels (1-b)
QB: Isaiah Stanback (7), Carl Bonnell (5)
FB: Mark Palaita (4), Cody Ellis (4-b), Sonny Shackelford (1-b), Marcel Reece (1-b), Robert Lewis (1-a), Johnnie Kirton (1-a)
TB: Kenny James (10), Louis Rankin (2)
WR: Anthony Russo (12)

2006 Defense

DE: Daniel Te'o-Nesheim (11), Brandon Ala (1)
DT: Donny Mateaki (7), Jordan Reffett (4), Daniel Te'o-Nesheim (1)
DT: Wilson Afoa (11), Jordan Reffett (1)
DE: Greyson Gunheim (10), Brandon Ala (1)
OLB: Scott White (11), Chris Stevens (1)
ILB: Tahj Bomar (12)
OLB: Dan Howell (10), Scott White (1), Mesphin Forrester (1-c)
CB: Matt Fountaine (7), Dashon Goldson (5)
CB: Roy Lewis (12)
SS: C.J. Wallace (12)
FS: Jason Wells (9), Chris Hemphill (2), Dashon Goldson (1)

2005 Offense

WR: Sonny Shackelford (11)
LT: Robin Meadow (8), Joe Toledo (3)
LG: Stanley Daniels (7), Clay Walker (7)
C: Brad Vanneman (11)
RG: Tusi Sa'au (11)
RT: Tui Alalaifaleula (4), Joe Toledo (3), Robin Meadow (2), Chad Macklin (2)
TE: Robert Lewis (10), Jared Bronson (1)
QB: Isaiah Stanback (11)
FB: Mark Palaita (2), Craig Chambers (6-b), Johnnie Kirton (2-a), Corey Williams (1-b)
TB: Louis Rankin (7), James Sims (4)
WR: Anthony Russo (11)

2005 Defense

DE: Donny Mateaki (10), Brandon Ala (1)
DT: Wilson Afoa (7), Mike Mapuolesega (4)
DT: Manase Hopoi (11)
DE: Greyson Gunheim (11)
OLB: Evan Benjamin (11)
ILB: Joe Lobendahn (9), Tahj Bomar (1)
ILB: Scott White (11)
CB: Matt Fountaine (8), Durrell Moss (2), Roy Lewis (1)
CB: Roy Lewis (7), Josh Okoebor (3), Darin Harris (1)
SS: C.J. Wallace (8), Darin Harris (3)
FS: Dashon Goldson (11)

2004 Offense

WR: Charles Frederick (4), Sonny Shackelford (4), Craig Chambers (3)
OT: Ryan Brooks (6), Khalif Barnes (5)
OG: Clay Walker (9), Tusi Sa'au (2)
C: Brad Vanneman (11)
OG: Stanley Daniels (8), Tusi Sa'au (3)
OT: Robin Meadow (1), Ryan Brooks (1)
TE: Joe Toledo (5), Jon Lyon (4), Anthony Russo (1-b), Craig Chambers (1-b)
QB: Casey Paus (8), Carl Bonnell (2), Isaiah Stanback (1)
FB: James Sims (6), Zach Tuasosopo (2), Joe Toledo (2-a), Robert Lewis (2-a), Anthony Russo (1-b)
TB: Kenny James (10), Bobby Whithorne (1-b)
WR: Quintin Daniels (4), Bobby Whithorne (3), Sonny Shackelford (2), Corey Williams (1), Joe Toledo (1-a)

2004 Defense

DE: Manase Hopoi (4), Mike Mapuolesega (6), Ty Eriks (1)
DT: Jordan White-Frisbee (8), Manase Hopoi (2), Donny Mateaki (1)
DT: Dan Milsten (6), Manase Hopoi (5)
DE: Greyson Gunheim (7), Brandon Ala (4)
OLB: Evan Benjamin (11)
ILB: Joe Lobendahn (10), Tim Galloway (1)
ILB: Scott White (9), Dan Howell (1), Matt Fountaine (1-c)

CB: Sam Cunningham (11)
CB: Derrick Johnson (10), Matt Fountaine (1)
SS: C.J. Wallace (9), Jimmy Newell (2)
FS: Dashon Goldson (11)

2003 Offense

WR: Charles Frederick (9), Jordan Slye (2), Sonny Shackelford (1)
OT: Khalif Barnes (12)
OG: Clay Walker (6), Dan Dicks (6)
C: Todd Bachert (11), Dan Dicks (1)
OG: Tusi Sa'au (6), Dan Dicks (3), Brad Vanneman (2), Robin Meadow (1)
OT: Nick Newton (12)
TE: Ben Bandel (8), Joe Toledo (2), Jon Lyon (1), Jordan Slye (1-b)
QB: Cody Pickett (12)
FB: Zach Tuasosopo (8), Isaiah Stanback (3-b), Adam Seery (1)
TB: Rich Alexis (7), Kenny James (5)
WR: Reggie Williams (10), Quintin Daniels (1), Jon Lyon (1-a)

2003 Defense

DE: Manase Hopoi (12)
DT: Terry Johnson (8), Donny Mateaki (4)
DT: Jerome Stevens (12)
DE: Terry Johnson (4), Graham Lasee (4), Ty Eriks (3), Brandon Ala (1)
OLB: Greg Carothers (12)
ILB: Tim Galloway (10), Joe Lodendahn (2)
ILB: Marquis Cooper (12)
CB: Sam Cunningham (6), Roc Alexander (5), Chris Massey (1)
CB: Derrick Johnson (11), Chris Massey (1)
SS: Evan Benjamin (8), Owen Biddle (3), James Sims (1)
FS: Jimmy Newell (12)

2002 Offense

WR: Paul Arnold (11), Joe Toledo (1-a), Charles Frederick (1)
OT: Khalif Barnes (13)
OG: Aaron Butler (12)
C: Todd Bachert (13)
OG: Elliott Zajac (7), Dan Dicks (6)
OT: Nick Newton (11), Robin Meadow (2)
TE: Kevin Ware (13)
QB: Cody Pickett (13)
FB: Zach Tuasosopo (5), Pat Reddick (4-b), Joe Toledo (4-a)
TB: Rich Alexis (8), Braxton Cleman (3), Chris Singleton (2)
WR: Reggie Williams (12), Charles Frederick (1)

2002 Defense

DE: Manase Hopoi (13)
DT: Terry Johnson (11), Jerome Stevens (2)
DT: Josh Miller (13)
DE: Kai Ellis (13)
OLB: Jafar Williams (12), Chris Massey (1-c)
ILB: Marquis Cooper (11), Joe Lobendahn (2)
ILB: Ben Mahdavi (13)
CB: Nate Robinson (6), Roc Alexander (5), Evan Benjamin (1-c), Sam Cunningham (1)
CB: Derrick Johnson (13)
SS: Greg Carothers (12), Evan Benjamin (1)
FS: James Sims (5), Jimmy Newell (4), Owen Biddle (3), Evan Benjamin (1)

2001 Offense

WR: Paul Arnold (8), Todd Elstrom (3), Kevin Ware (1-a)
OT: Khalif Barnes (12)
OG: Nick Newton (11), Aaron Butler (1)
C: Kyle Benn (12)
OG: Elliott Zajac (12)
OT: Todd Bachert (12)
TE: Kevin Ware (7), Joe Collier (3), Jerramy Stevens (2)
QB: Cody Pickett (11), Taylor Barton (1)
FB: Ken Walker (6), Todd Elstrom (3-b), Joe Collier (1-a), Jerramy Stevens (1-a), Mathias Wilson (1)
TB: Willie Hurst (9), Rich Alexis (3)
WR: Reggie Williams (10), Joe Collier (1-a), John Westra (1-a)

2001 Defense

NT: Larry Tripplett (12)

DE: Marcus Roberson (11), Tui Alalaifaleula (1)
DT: Jerome Stevens (8), Josh Miller (4)
OLB: Kai Ellis (8), Zach Tuasosopo (4)
ILB: Jamaun Willis (12)
ILB: Ben Mahdavi (12)
OLB: Sam Blanche (8), Anthony Kelley (4)
CB: Omare Lowe (11), Roc Alexander (1)
CB: Chris Massey (8), Roc Alexander (3), Owen Biddle (1)
SS: Greg Carothers (12)
FS: Wondame Davis (9), Owen Biddle (3)

2000 Offense

SE: Justin Robbins (10), Wilbur Hooks (2)
OT: Elliot Silvers (12)
OG: Matt Fraize (12)
C: Kyle Benn (12)
OG: Chad Ward (12)
OT: Wes Call (11), Rock Nelson (1)
TE: Jerramy Stevens (12)
QB: Marques Tuasosopo (12)
FB: Pat Conniff (9), Ken Walker (1), Braxton Cleman (1), Joe Collier (1-a)
TB: Paul Arnold (6), Rich Alexis (4), Braxton Cleman (2)
FL: Todd Elstrom (12)

2000 Defense

NT: Larry Tripplett (12)
DE: Marcus Roberson (10), Jerome Stevens (1), Ossim Hatem (1)
DT: Ryan Julian (12)
OLB: Jeremiah Pharms (11), Odell George (1)
ILB: Derrell Daniels (12)
ILB: Ben Mahdavi (9), Jafar Williams (2), Jamaun Willis (1)
OLB: Jafar Williams (6), Anthony Kelley (3), Derrick Johnson (2-c), Chris Massey (1-c)
CB: Omare Lowe (12)
CB: Anthony Vontoure (5), Chris Massey (5), Derrick Johnson (2)
SS: Hakim Akbar (8), Greg Carothers (4)
FS: Curtis Williams (8), Hakim Akbar (3), Owen Biddle (1)

1999 Offense

SE: Chris Juergens (9), Todd Elstrom (2), Dane Looker (1)
OT: Elliot Silvers (12)
OG: Rock Nelson (7), Dominic Daste (5)
C: Kyle Benn (12)
OG: Chad Ward (12)
OT: Kurth Connell (11), Wes Call (1)
TE: Jerramy Stevens (10), Todd Elstrom (1-b), Dane Looker (1-b)
QB: Marques Tuasosopo (12)
FB: Pat Conniff (7), Anthony Mizin (3-a), Dane Looker (2-b)
TB: Willie Hurst (8), Maurice Shaw (3), Braxton Cleman (1)
FL: Gerald Harris (8), Dane Looker (3), Joe Jarzynka (1)

1999 Defense

DE: Mac Tuiaaea (8), Larry Tripplett (4)
NT: Larry Tripplett (8), Toalei Mulitauaopele (4)
DT: Jabari Issa (12)
OLB: Jeremiah Pharms (12)
ILB: Lester Towns (11), Roderick Green (1-c)
ILB: Derrell Daniels (11), Renard Edwards (1)
OLB: Jafar Williams (11), Omare Lowe (1-c)
CB: Anthony Vontoure (9), Roderick Green (2), Omare Lowe (1)
CB: Jermaine Smith (10), Roderick Green (2)
SS: Hakim Akbar (12)
FS: Curtis Williams (12)

1998 Offense

SE: Ja'Warren Hooker (4), Gerald Harris (4), Andre DeSaussure (2), Dane Looker (1), Chris Juergens (1)
OT: Elliot Silvers (11), Tony Coats (1)
OG: Tony Coats (11), Ben Kadletz (1)
C: Brad Hutt (11), Ben Kadletz (1)
OG: Chad Ward (12)
OT: Aaron Dalan (12)
TE: Reggie Davis (10), John Westra (2)
QB: Brock Huard (10), Marques Tuasosopo (2)

FB: Dane Looker (4-b), Pat Conniff (2), Chris Juergens (2-b), Colin Beard (1), Judd Seida (1), Joe Jarzynka (1-b), Anthony Mizin (1-a)
TB: Willie Hurst (7), Jason Harris (2), Maurice Shaw (2), Todd Elstrom (1-b)
FL: Andre DeSaussure (5), Gerald Harris (3), Dane Looker (2), Todd Elstrom (1), Joe Jarzynka (1)

1998 Defense

DE: Josh Smith (10), Ryan Julian (2)
NT: Mac Tuiaaea (12)
DT: Jabari Issa (12)
OLB: Jeremiah Pharms (12)
ILB: Lester Towns (8), Jeff Johnson (4)
ILB: Marques Hairston (11), Ken Walker (1)
OLB: Todd Johnson (12)
CB: Toure Butler (12)
CB: Jermaine Smith (7), Wondame Davis (3), Omare Lowe (1), Nigel Burton (1)
ROV: Nigel Burton (11), Anthony Vontoure (1)
FS: Brendan Jones (7), Hakim Akbar (5)

1997 Offense

SE: Jerome Pathon (10), Andre DeSaussure (2)
OT: Tony Coats (12)
OG: Benji Olson (9), Ben Kadletz (2), Brad Hutt (1)
C: Olin Kreutz (12)
OG: Chad Ward (9), Benji Olson (3)
OT: Aaron Dalan (12)
TE: Cam Cleeland (11), Jerramy Brigham (1)
QB: Brock Huard (11), Marques Tuasosopo (1)
FB: Mike Reed (4), Ja'Warren Hooker (3-b), Joe Jarzynka (2-b), Jerramy Brigham (2-a), Ben Kadletz (1)
TB: Rashaan Shehee (9), Maurice Shaw (3)
FL: Fred Coleman (12)

1997 Defense

DE: Chris Campbell (7), Jabari Issa (5)
DT: Mac Tuiaaea (9), Jabari Issa (3)
NT: Sekou Wiggs (12)
OLB: Jason Chorak (12)
ILB: Lester Towns (12)
ILB: Marques Hairston (10), Jeremiah Pharms (2)
OLB: Jerry Jensen (12)
CB: Mel Miller (12)
CB: Jermaine Smith (12)
SS: Nigel Burton (12)
FS: Tony Parrish (12)

1996 Offense

SE: Jerome Pathon (7), Dave Janoski (4), Gerald Harris (1)
OT: Tony Coats (10), Lynn Johnson (2)
OG: Bob Sapp (9), Ben Kadletz (2), Lynn Johnson (1)
C: Olin Kreutz (12)
OG: Benji Olson (12)
OT: Lynn Johnson (6), Mostafa Sobhi (5), Aaron Dalan (1)
TE: Cam Cleeland (11), Jerome Pathon (1-b)
QB: Brock Huard (9), Shane Fortney (3)
FB: Jeremy Brigham (3-a), Mike Reed (2), Gerald Harris (2-b), Fred Coleman (2-b), Dave Janoski (1-b), George Keiaho (1-a), Cam Kissel (1-a)
TB: Corey Dillon (9), Rashaan Shehee (3)
FL: Dave Janoski (7), Fred Coleman (3), Jerome Pathon (2)

1996 Defense

DE: Chris Campbell (12)
DT: David Richie (12)
NT: Mac Tuiaaea (12)
OLB: Jason Chorak (12)
ILB: Jerry Jensen (12)
ILB: Ink Aleaga (12)
OLB: John Fiala (10), Lester Towns (2)
CB: Mel Miller (12)
CB: Jermaine Smith (10), Nigel Burton (2)
SS: Nigel Burton (9), Kyle Roberts (3)
FS: Tony Parrish (12)

1995 Offense

SE: Dave Janoski (12)
 OT: Bob Sapp (12)
 OG: Pat Kesi (11), Trevor Highfield (1)
 C: Trevor Highfield (11), Lynn Johnson (1)
 OG: Benji Olson (11), Pat Kesi (1)
 OT: Eric Battle (11), Mostafa Sobhi (1)
 TE: Ernie Conwell (12)
 QB: Damon Huard (12)
 FB: Richard Thomas (9), Cam Cleeland (2-a), Mike Reed (1)
 TB: Rashaan Shehee (8), Leon Neal (4)
 FL: Fred Coleman (12)

1995 Defense

DE: Deke Devers (9), Darius Jones (2), Mike Ewaliko (1)
 DT: Steve Hoffmann (6), Sekou Wiggs (5), Mike Ewaliko (1)
 NT: David Richie (11), Sekou Wiggs (1)
 OLB: Jason Chorak (12)
 ILB: Ink Aleaga (12)
 ILB: Jerry Jensen (7), John Fiala (5)
 OLB: Reggie Davis (6), Ikaika Malloe (6)
 CB: Reggie Reser (12)
 CB: Scott Greenlaw (12)
 SS: Tony Parrish (7), Ikaika Malloe (5)
 FS: Lawyer Milloy (11), Tony Parrish (1)

1994 Offense

SE: Eric Bjornson (11)
 OT: Pete Pierson (11)
 OG: Trevor Highfield (11)
 C: Frank Garcia (11)
 OG: Pat Kesi (11)
 OT: Eric Battle (11)
 TE: Mark Bruener (11)
 QB: Damon Huard (11)
 FB: Richard Thomas (7), Ernie Conwell (3-a), Fred Coleman (1-b)
 TB: Napoleon Kaufman (11)
 FL: Dave Janoski (10), Ernie Conwell (1-a)

1994 Defense

DE: Deke Devers (11)
 DT: David Richie (6), Mike Ewaliko (5)
 NT: Steve Hoffmann (11)
 OLB: Donovan Schmidt (9), Justin Thomas (2)
 ILB: Ink Aleaga (10), John Fiala (1)
 ILB: David Killpatrick (11)
 OLB: Richie Chambers (11)
 CB: Reggie Reser (11)
 CB: Russell Hairston (11)
 SS: Lamar Lyons (10), Tony Parrish (1)
 FS: Lawyer Milloy (11)

1993 Offense

SE: Jason Shelley (4), Dave Janoski (4), Theron Hill (3)
 OT: Pete Pierson (11)
 OG: Andrew Peterson (11)
 C: Jim Nevelle (11)
 OG: Frank Garcia (7), Pat Kesi (3), P.A. Emerson (1)
 OT: Tom Gallagher (11)
 TE: Mark Bruener (11)
 QB: Damon Huard (8), Eric Bjornson (3)
 FB: Matt Jones (9), Richard Thomas (1), Beno Bryant (1)
 TB: Napoleon Kaufman (11)
 FL: Joe Kralik (9), Dave Janoski (1), D.J. McCarthy (1)

1993 Defense

DE: Jamal Fountaine (11)
 DT: D'Marco Farr (11)
 NT: Trevor Highfield (7), Cedric White (2), Steve Hoffmann (1), Mike Ewaliko (1)
 OLB: Donovan Schmidt (11)
 ILB: Steve Springstead (11)
 ILB: Hillary Butler (8), Ink Aleaga (3)
 OLB: Andy Mason (7), Richie Chambers (4)
 CB: Reggie Reser (11)
 CB: Russell Hairston (11)
 SS: Louis Jones (8), David Killpatrick (3)
 FS: Lamar Lyons (9), Lawyer Milloy (2)

1992 Offense

SE: Damon Mack (10), Damon Barry (1)
 OT: Lincoln Kennedy (11)
 OG: Andrew Peterson (11)
 C: Jim Nevelle (11)
 OG: Frank Garcia (9), Pete Kaligis (2)
 OT: Tom Gallagher (10), Pete Pierson (1)
 TE: Mark Bruener (11)
 QB: Mark Brunell (6), Billy Joe Hobert (6)
 FB: Darius Turner (7), Matt Jones (4)
 TB: Napoleon Kaufman (6), Jay Barry (5), Beno Bryant (1)
 FL: Joe Kralik (11), Damon Barry (1)

1992 Defense

DE: Jamal Fountaine (11), Danianke Smith (1)
 DT: D'Marco Farr (12)
 DL: Mike Lustyk (7), Steve Hoffmann (5)
 OLB: Andy Mason (12)
 ILB: Dave Hoffmann (12)
 ILB: James Clifford (11), Hillary Butler (1)
 OLB: Jaime Fields (12)
 CB: Walter Bailey (12)
 CB: Josh Moore (12)
 SS: Tommie Smith (10), Louis Jones (2)
 FS: Shane Pahukoa (12)

1991 Offense

SE: Mario Bailey (12)
 OT: Kris Rongen (12)
 OG: Lincoln Kennedy (12)
 C: Ed Cunningham (12)
 OG: Pete Kaligis (12)
 OT: Siupeli Malamala (12)
 TE: Aaron Pierce (12)
 QB: Billy Joe Hobert (12)
 FB: Matt Jones (12)
 TB: Beno Bryant (8), Jay Barry (4)
 FL: Orlando McKay (11), Curtis Gaspard (1)

1991 Defense

DT: Steve Emtman (12)
 NT: Tyrone Rogers (12)
 DE: Andy Mason (11), Danianke Smith (1)
 OLB: Donald Jones (12)
 ILB: Jaime Fields (9), Brett Collins (3)
 ILB: Dave Hoffmann (12)
 OLB: Chico Fraley (12)
 CB: Walter Bailey (10), William Doctor (2)
 CB: Dana Hall (12)
 SS: Tommie Smith (9), Paxton Tailale (3)
 FS: Shane Pahukoa (12)

1990 Offense

SE: Mario Bailey (12)
 OT: Jeff Pahukoa (11), Adam Cooney (1)
 OG: Rick Schulberg (8), Lincoln Kennedy (4)
 C: Ed Cunningham (12)
 OG: Dean Kirkland (12)
 OT: Siupeli Malamala (8), Lincoln Kennedy (4)
 TE: Aaron Pierce (9), Mark Kilpack (3)
 QB: Mark Brunell (12)
 FB: Darius Turner (12)
 TB: Greg Lewis (11), Beno Bryant (1)
 FL: Orlando McKay (12)

1990 Defense

DE: Travis Richardson (12)
 NT: John Cook (12)
 DT: Steve Emtman (12)
 OLB: Donald Jones (12)
 ILB: Dave Hoffmann (12)
 ILB: Chico Fraley (12)
 OLB: Brett Collins (10), Jaime Fields (2)
 CB: Charles Mincy (12)
 CB: Dana Hall (11), William Doctor (1)
 SS: Eric Briscoe (12)
 FS: Tommie Smith (10), Shane Pahukoa (2)

1989 Offense

SE: Andre Riley (12)
 OT: Jeff Pahukoa (6), Adam Cooney (4), Ed Cunningham (2)
 OG: Rick Schulberg (9), Ed Cunningham (3)
 C: Bern Brostek (12)
 OG: Dean Kirkland (10), Jeff Pahukoa (2)
 OT: Siupeli Malamala (11), Jeff Pahukoa (1)
 TE: Bill Ames (12)
 QB: Cary Conklin (12)

FB: James Compton (9), Darius Turner (3)
 TB: Greg Lewis (12)
 FL: Orlando McKay (12)

1989 Defense

DT: Travis Richardson (12)
 MG: John Cook (12)
 DE: Dennis Brown (9), Steve Emtman (3)
 OLB: Martin Harrison (12)
 ILB: Dave Hoffmann (6), Chico Fraley (6)
 ILB: James Clifford (12)
 OLB: Greg Travis (7), Brett Collins (3), Jaime Fields (2)
 CB: Le-Lo Lang (12)
 CB: Charles Mincy (6), William Doctor (3), Dana Hall (3)
 SS: Eric Briscoe (9), Jaime Fields (3)
 FS: Eugene Burkhalter (11), Mike Allman (1)

1988 Offense

SE: Scott Fitzgerald (9), Andre Riley (2)
 OT: Scott Jones (10), Adam Cooney (1)
 OG: Dean Kirkland (5), Jeff Pahukoa (3), Kelly John-Lewis (3)
 C: Bern Brostek (10), Jeff Chandler (1)
 OG: Brett Wiese (11)
 OT: Mike Zandofsky (11)
 TE: Mark Kilpack (11)
 QB: Cary Conklin (11)
 FB: Aaron Jenkins (10), Tony Covington (1)
 TB: Vince Weathersby (10), Greg Lewis (1)
 FL: Brian Slater (11)

1988 Defense

DE: Bob Willig (8), Travis Richardson (3)
 DT: Dennis Brown (8), Travis Richardson (3)
 MG: Jeff Kohlwes (5), Murrey (3), Art Hunter (2), Bob Willig (1)
 OLB: Martin Harrison (10), Mark Poole (1)
 ILB: Ricky Andrews (11)
 ILB: Chico Fraley (11)
 OLB: Brett Collins (7), Greg Travis (2), Virgil Jones (2)
 CB: Le-Lo Lang (11)
 CB: Tony Zackery (7), Art Malone (4)
 SS: Eric Briscoe (6), Darryl Hall (5)
 FS: Eugene Burkhalter (8), Dana Hall (3)

1987 Offense

SE: Darryl Franklin (12)
 OT: Rick McLeod (12)
 OG: Jeff Pahukoa (5), Brett Wiese (4), Kelly John-Lewis (3)
 C: Bern Brostek (12)
 OG: Brett Wiese (6), Mike Zandofsky (5), Frank Lutu (1)
 OT: Mike Zandofsky (7), Kelly John-Lewis (5)
 TE: Scott Jones (7), Bill Ames (5)
 QB: Chris Chandler (12)
 FB: Aaron Jenkins (10), Tony Covington (2)
 TB: Vince Weathersby (9), Aaron Jenkins (1), Greg Lewis (1), Steve Jones (1)
 FL: Brian Slater (11), Brent Lockname (1)

1987 Defense

DE: Travis Richardson (7), Bob Willig (5)
 DT: Dennis Brown (12)
 NT: Brian Habib (12)
 OLB: Martin Harrison (12)
 ILB: David Rill (12)
 ILB: Tom Erlandson (9), Bruce Beall (3)
 OLB: Bo Yates (11), Ricky Andrews (1)
 CB: Art Malone (6), Demouy Williams (6)
 CB: Le-Lo Lang (10), Tony Zackery (2)
 SS: Will Rideout (7), Ricky Andrews (5)
 FS: Darryl Hall (10), Eugene Burkhalter (1), David Toy (1)

1986 Offense

SE: Lonzell Hill (12)
 OT: Clay Griffith (8), Rick McLeod (2), Kelly John-Lewis (1), Mike Zandofsky (1)
 OG: Brett Wiese (7), Garth Thomas (5)
 C: Bern Brostek (12)
 OG: Mike Zandofsky (10), Garth Thomas (1), Mark Larsen (1)
 OT: Kevin Gogan (9), Clay Griffith (3)
 TE: Rod Jones (12)

QB: Chris Chandler (12)
 FB: Rick Fenney (10), Tony Covington (2)
 TB: Vince Weathersby (12)
 FL: Darryl Franklin (12)

1986 Defense

DT: Reggie Rogers (12)
 DT: Brian Habib (12)
 MG: Steve Alvord (12)
 OLB: Steve Roberts (12)
 ILB: David Rill (12)
 ILB: Tom Erlandson (12)
 OLB: Bo Yates (12)
 CB: Tony Zackery (12)
 CB: Art Malone (12)
 SS: Allen James (12)
 FS: Tim Peoples (12)

1985 Offense

SE: Lonzell Hill (11), Darryl Franklin (1)
 OT: Dennis Soldat (12)
 OG: Garth Thomas (6), Mike Zandofsky (6)
 C: Dan Agen (12)
 OG: Tim Burnham (11), Mark Larsen (1)
 OT: Kevin Gogan (11), Mike Zandofsky (1)
 TE: Rod Jones (12)
 QB: Hugh Millen (9), Chris Chandler (3)
 FB: Rick Fenney (7), Tony Covington (4), Ricky Meyer (1)
 TB: Vince Weathersby (9), David Toy (2), Aaron Jenkins (1)
 FL: David Trimble (7), Darryl Franklin (5)

1985 Defense

DT: Reggie Rogers (12)
 DT: Andy Fuimaona (9), Steve Alvord (2), Steve Roberts (1)
 MG: Jim Matthews (7), Steve Alvord (3), Brian Habib (2)
 OLB: Ron Hadley (12)
 ILB: David Rill (12)
 ILB: Joe Kelly (9), Tom Erlandson (3)
 OLB: Bo Yates (11), Tony Domingue (1)
 CB: Ron Milus (11), Demouy Williams (1)
 CB: Vestee Jackson (12)
 SS: Tim Peoples (7), Allen James (5)
 FS: Tim Peoples (5), Tony Zackery (5), Darryl Hall (2)

1984 Offense

SE: Mark Pattison (12)
 OG: Dennis Maher (12)
 OT: Al Robertson (12)
 C: Dan Eernisse (12)
 OG: Tim Burnham (7), Doug Crow (5)
 OT: Kevin Gogan (9), Dennis Soldat (3)
 TE: Tony Wroten (7), Rod Jones (5)
 QB: Hugh Millen (9), Paul Sicuro (3)
 FB: Walt Hunt (6), Rick Fenney (6)
 TB: Jacque Robinson (9) C. Jackson (3)
 FL: Danny Greene (12)

1984 Defense

DT: Tony Lewis (12)
 DT: Ron Holmes (12)
 MG: Steve Alvord (12)
 OLB: Fred Small (12)
 ILB: Tim Meamber (12)
 ILB: Joe Kelly (11), Joe Krakoski (1)
 OLB: Reggie Rogers (10), Ron Hadley (2)
 CB: Vestee Jackson (12)
 CB: J.C. Pearson (12)
 SS: Jim Rodgers (12)
 FS: Tim Peoples (12)

1983 Offense

SE: Danny Greene (12)
 OT: Dennis Hamer (10), Rob Kuharski (2)
 OG: Rick Mallory (12)
 C: Dan Eernisse (12)
 OG: Ted Brose (12)
 OT: Lance Dodson (10), Dennis Maher (2)
 TE: Tony Wroten (9), Larry Michael (2), Leroy Lutu (1)
 QB: Steve Pelluer (12)
 FB: Walt Hunt (11), Rick Fenney (1)
 TB: Sterling Hinds (9), Jacque Robinson (2), Ron Jackson (1)
 FL: Dave Stransky (12)

1983 Defense

DT: Dean Browning (8), Lynn Madsen (3), Scott Garnett (1)
 DT: Ron Holmes (12)
 MG: Lynn Madsen (9), Dean Browning (3)
 OLB: Stewart Hill (11), David Whitenight (1)
 ILB: Tim Meamber (12)
 ILB: Joe Krakoski (7), Joe Kelly (5)
 OLB: Fred Small (12)
 CB: Vestee Jackson (12)
 CB: J.C. Pearson (11), Michael Collins (1)
 SS: Vince Albritton (12)
 FS: Robert Leaphart (9), Jim Rodgers (3)

1982 Offense

SE: Anthony Allen (10), Aaron Williams (2)
 OT: Eric Moran (12)
 OG: Rick Mallory (11), Ted Brose (1)
 C: Paul Coty (9), Scott Fausset (3)
 OG: Pat Zaksorn (12)
 OT: Don Dow (12)
 TE: Willie Rosborough (8), Leroy Lutu (4)
 QB: Steve Pelluer (8), Tim Cowan (4)
 FB: Chris James (10), Brenno Defeo (1), Vinivich (1)
 TB: Jacque Robinson (7), Sterling Hinds (5)
 FL: Paul Skansi (12)

1982 Defense

DT: Lynn Madsen (5), Ron Holmes (5), Dean Browning (1), Scott Garnett (1)
 DT: Ray Cattage (11), Lynn Madsen (1)
 NG: Dean Browning (7), Scott Garnett (5)
 OLB: Mark Stewart (12)
 ILB: Ken Driscoll (10), Tim Meamber (2)
 ILB: Tim Meamber (6), Stewart Hill (5), David Whitenight (1)
 OLB: Tony Caldwell (12)
 CB: Ray Horton (9), Vince Newsome (3)
 CB: Bill Stapleton (12)
 SS: Chris O'Connor (12)
 WS: Vince Newsome (9), Robert Leaphart (3)

1981 Offense

SE: Anthony Allen (7), Aaron Williams (5)
 OT: Eric Moran (12)
 OG: James Carter (12)
 C: Paul Coty (12)
 OG: Pat Zaksorn (7), Pat Bresolin (5)
 OT: Don Dow (12)
 TE: Willie Rosborough (8), Rick Mallory (3), Leroy Lutu (1)
 QB: Steve Pelluer (10), Tim Cowan (2)
 FB: Vince Coby (9), Chris James (3)
 TB: Ron Jackson (9), Dennis Brown (3)
 FL: Paul Skansi (12)

1981 Defense

DT: Fletcher Jenkins (12)
 DT: Ray Cattage (12)
 NG: Scott Garnett (6), Lynn Madsen (4), Dean Browning (1), Brian Stone (1)
 OLB: Tony Caldwell (10), Stewart Hill (2)
 ILB: Mark Jerue (12)
 ILB: Ken Driscoll (11), Tom Burnham (1)
 OLB: Mark Stewart (12)
 CB: Ray Horton (12)
 CB: Bill Stapleton (12)
 SS: Chris O'Connor (12)
 FS: Robert Leaphart (12)

1980 Offense

SE: Aaron Williams (9), Ron Blacken (3)
 OT: Curt Marsh (12)
 OG: James Carter (9), Pat Bresolin (3)
 C: Mike Reilly (12)
 OG: Mike Curtis (12)
 OT: Randy Van Divier (12)
 TE: David Bayle (12)
 QB: Tom Flick (12)
 FB: Willie Rosborough (6), Toussaint Tyler (6)
 TB: Kyle Stewart (7), Toussaint Tyler (5)
 FL: Paul Skansi (10), Anthony Allen (2)

1980 Defense

DT: Fletcher Jenkins (12)
 DT: Rusty Olsen (10), Scott Garnett (2)
 NG: Mark Jerue (12)
 OLB: Mark Stewart (12)
 ILB: Ken Driscoll (12)
 ILB: Jerry McLain (9), Steve Pope (3)
 OLB: Bret Gagliardi (12)
 CB: Ray Horton (9), William Reed (2), Dennis Brown (1)
 CB: Bill Stapleton (12)
 SS: Ken Gardner (8), Chris O'Connor (4)
 FS: Derek Harvey (10), Ken Gardner (2)

1979 Offense

SE: Aaron Williams (6), Ron Blacken (6)
 OT: Joe Sanford (12)
 OG: Phil Foreman (12)
 C: Tom Turnure (12)
 OG: Dan Chavira (12)
 OT: Randy Van Divier (12)
 TE: David Bayle (12)
 QB: Tom Porras (7), Tom Flick (5)
 FB: Toussaint Tyler (12)
 TB: Joe Steele (8), Vince Coby (2), Kyle Stevens (2)
 FL: Paul Skansi (7), Keith Richardson (3), Gary Briggs (2)

1979 Defense

DT: Doug Martin (12)
 DT: Chris Linnin (12)
 DG: Stafford Mays (12)
 OLB: Jim Pence (8), Mark Stewart (2), Bret Gagliardi (2)
 ILB: Bruce Harrell (12)
 ILB: Jerry McLain (7), Pete Torney (5)
 OLB: Antowaine Richardson (9), Jim Pence (2), Mark Stewart (1)
 CB: Mark Lee (12)
 CB: Lance Theoudele (12)
 SS: Greg Grimes (12)
 FS: Derek Harvey (12)

1978 Offense

SE: Spider Gaines (10), Ron Blacken (1)
 OT: Robert Westlund (6), Joe Stanford (5)
 OG: Phil Foreman (11)
 C: Tom Turnure (11)
 OG: Dan Chavira (11)
 OT: Jeff Toews (11)
 TE: Scott Greenwood (5), Kyle Stevens (4), Rudy Moraga (1), Steve Bauer (1)
 QB: Tom Porras (10), Tom Flick (1)
 FB: Ron Gipson (6), Toussaint Tyler (5)
 TB: Joe Steele (11)
 FL: Keith Richardson (11)

1978 Defense

DT: Doug Martin (11)
 DT: Chris Linnin (11)
 NG: Stafford Mays (11)
 OLB: John Kerley (10), Bret Gagliardi (1)
 ILB: Michael Jackson (11)
 ILB: Bruce Harrell (9), Willy Galoia (2)
 OLB: Antowaine Richardson (11)
 CB: Mark Lee (7), Lance Theoudele (4)
 CB: Nesby Glasgow (11)
 SS: Greg Grimes (11)
 FS: Kyle Heinrich (11)

1977 Offense

SE: Spider Gaines (12)
 OT: Robert Westlund (12)
 OG: Phil Foreman (12)
 C: Blair Bush (11), Tom Turnure (1)
 OG: Marshall Cromer (8), Steve Bauer (3), Dan Chavira (1)
 OT: Jeff Toews (12)
 TE: Scott Greenwood (12)
 QB: Warren Moon (12)
 FB: Ron Gipson (11), Rob Smith (1)
 TB: Joe Steele (12)
 FL: Keith Richardson (6), Gary Briggs (6)

1977 Defense

DT: Doug Martin (12)
 DT: Dave Browning (11), Ron Grant (1)
 NG: Cliff Bethea (8), Scott Long (2), Stan Walderhaug (2)
 OLB: John Kerley (8), Bret Gagliardi (4)
 ILB: Michael Jackson (12)
 ILB: Bruce Harrell (8), Willy Galoia (2), Rusty Olson (1), Mike Rohrbach (1)
 OLB: Antowaine Richardson (8), John Kerley (4)
 CB: Nesby Glasgow (12)
 CB: Wayne Moses (9), Lance Theoudele (3)
 SS: Greg Grimes (6), John Edwards (6)
 FS: Kyle Heinrich (12)

1976 Offense

SE: Leon Garrett (11)
 OT: Robert Westlund (11)
 OG: Dave Stromswold (5), Phil Foreman (2), Marshall Cromer (2), Dan Chavira (1), Terry Sherwood (1)
 C: Blair Bush (11)
 OG: Carl Van Valkenberg (9), Steve Bauer (2)
 OT: Jeff Toews (9), Phil Foreman (2)
 TE: Don Wardlow (7), Scott Greenwood (4)
 QB: Warren Moon (11)
 FB: Robin Earl (11)
 TB: Ron Rowland (10), Joe Steele (1)
 FL: Scott Phillips (11)

1976 Defense

DT: Kevin Richardson (6), Doug Martin (5)
 DT: Dave Browning (10), Stan Walderhaug (1)
 NG: Charles Jackson (10), Cliff Bethea (1)
 OLB: Stan Walderhaug (5), Bret Gagliardi (3), Rob Gehring (3)
 ILB: Michael Jackson (10), Willy Galoia (1)
 ILB: Mike Baldassin (11)
 OLB: Rob Gehring (8), Antowaine Richardson (3)
 CB: Nesby Glasgow (11)
 CB: Wayne Moses (6), Lance Theoudele (5)
 SS: John Edwards (11)
 FS: Kyle Heinrich (11)

HUSKIES IN THE NFL DRAFT

1937		1947 AAFC	1960 AFL	1967
3. Max Starceвич, g, Brooklyn		19. Dick Hagen, e, Brooklyn	Luther Carr, rb, Oakland (Allocation)	Jake Kupp, g, New Orleans (Exp.)
4. John Wiatrak, c, League		1948 NFL		1. Dave Williams, fl, St. Louis (16)
5. Chuck Bond, t, Boston		9. Dick Ottele, b, NY Giants	1961 NFL	4. Tom Greenlee, db, Chi. Bears
6. Jim Cain, b, Boston		12. Fred Provo, b, Green Bay	4. Ben Davidson, t, NY Giants	9. Greg Cass, c, Chicago Bears
7. By Haines, e, Pittsburgh		23. Bob Levenhagen, g, LA Rams	6. George Fleming, b, Chicago Bears	11. Omar Parker, g, Philadelphia
9. Ed Nowogroski, b, Brooklyn			6. Lee Folkins, e, Green Bay	17. Bill Barnes, c, LA Rams
			6. F. Lloyd, e, Green Bay	
1938		1948 AAFC	11. Bill Kinnune, g, St. Louis	1968
2. Vic Markov, t, Cleveland		13. Dick Ottele, b, NY Yankees	17. Chuck Allen, g, LA Rams	2. Steve Thompson, de, NY Jets
Bud Ericksen, c, Cleveland		17. Bob Levenhagen, g, LA Dons	20. Don McKeta, b, NY Giants	5. Don Martin, k, LA Rams
		21. Fred Provo, b, Chicago Rockets	Hugh McElhenney, hb, Minnesota (Expansion)	7. Bill Glennon, dt, Pittsburgh
				9. Bob Richardson, t, LA Rams
1939		1949 AAFC		13. Dean Halverson, lb, LA Rams
2. Charles Newton, b, Philadelphia		18. Larry Hatch, b, LA Dons	1961 AFL	
7. Jim Johnston, b, Washington			2. George Fleming, hb, Oakland	1969
9. Merle Miller, b, NY Giants		1950	26. Bill Kinnune, g, LA Chargers	8. Harris Wood, fl, Minnesota
11. Steve Slivinski, g, Washington		27. Chuck Olson, e, LA Rams	27. Bob Schloredt, qb, Dallas Texans	15. George Jugum, lb, LA Rams
12. Art Means, g, Detroit		20. George Bayer, t, Washington	28. Chuck Allen, g, LA Chargers	
19. Frank Peters, e, Pittsburgh				1970
20. Tom Sheldrake, e, Pittsburgh				2. Clyde Werner, lb, Kansas City
		1951	1962 NFL	12. Rick Sharp, dt, Pittsburgh
1940		10. Roland Kirkby, b, LA Rams	3. John Meyers, t, LA Rams	
9. Don Jones, b, Philadelphia			10. Jim Skaggs, g, Philadelphia	1971
		1952	1962 AFL	2. Bo Cornell, rb, Cleveland
1941		1. Hugh McElhenney, rb, San Fran. (9)	4. John Meyers, t, Oakland	2. Ernie Janet, g, San Francisco
1. Rudy Mucha, c, Cleveland (4)		3. Don Heinrich, qb, NY Giants		3. Bruce Jarvis, c, Buffalo
1. Dean McAdams, b, Brooklyn (8)			1963 NFL	8. Ken Lee, lb, Detroit
3. Jay MacDowell, e, Cleveland		1953	2. Ray Mansfield, t, Philadelphia	
		12. Bill Earley, b, San Francisco	4. Charley Mitchell, hb, Chi. Bears	1972
1942		14. Dick Sprague, b, Chi. Cardinals	10. Rod Scheyer, t, Dallas Cowboys	5. Jim Krieg, wr, Denver
2. Ray Frankowski, g, Green Bay		26. Louis Yourkowski, t, LA Rams	19. Jim Stiger, b, Dallas Cowboys	
6. Earl Younglove, e, Philadelphia				1973
10. Jack Stackpool, b, Philadelphia		1954	1963 AFL	3. John Brady, te, Detroit
10. Ernie Steele, b, Pittsburgh		8. George Black, e, LA Rams	5. Ray Mansfield, c, Denver	4. Bill Ferguson, lb, New York Jets
20. Gene Conley, t, Cleveland		9. Dean Chambers, t, Chi. Cardinals	18. Charley Mitchell, hb, Denver	7. Bill Cahill, db, New Orleans
		11. Duane Wardlow, t, LA Rams		12. Tom Scott, wr, Detroit
1943			1964 NFL	13. Al Kelso, c, San Diego
7. Walt Harrison, c, Philadelphia		1955	9. Jake Kupp, e, Dallas	15. Calvin Jones, db, Denver
18. Bob Friedman, t, Philadelphia		14. Fred Robinson, g, Cleveland	12. Rick Sortun, g, St. Louis	Kurt Matter, de, LA Rams
20. Carl Falk, t, Cleveland				
22. Mark McCorkle, m, Cleveland		1956	1964 AFL	1974
25. Pete Susick, b, Green Bay		23. Mike Monroe, b, San Francisco	18. Jerry Knoll, t, Kansas City	11. Rick Hayes, t, LA Rams
1944		1957	1965 NFL	1975
5. Jack Tracy, e, Green Bay		3. George Strugar, t, LA Rams	3. Jim Norton, t, San Francisco	3. Dave Pear, dt, Baltimore
11. Bob Erickson, b, Cleveland		5. Dean Derby, b, LA Rams	7. Junior Coffey, fb, Green Bay	11. Bob Martin, de, Green Bay
19. Neil Brooks, b, NY Giants		9. Don McCumby, t, Chi. Cardinals	10. Rick Redman, g, Philadelphia	17. Skip Boyd, p, Kansas City
		18. Credell Green, b, Green Bay	17. Charlie Browning, hb, NY Jets	
1945			1965 AFL	1976
4. Don Deeks, t, Boston		1958	5. Rick Redman, lb, San Diego	2. Ray Pinney, c, Pittsburgh
6. Sam Robinson, b, Philadelphia		3. Jim Jones, b, LA Rams	16. Junior Coffey, hb, Houston	6. Dan Lloyd, lb, N.Y. Giants
17. Arnie Weinmeister, e, Brooklyn		5. Dick Day, t, NY Giants		8. Frank Reed, db, Atlanta
21. Bob Gilmore, b, Green Bay			1966 NFL	10. Paul Strohmeier, lb, Washington
James McCurdy, Washington		1959	Junior Coffey, fb, Atlanta (Exp.)	14. Al Burtleson, db, L.A. Rams
		21. Marv Bergmann, t, LA Rams	14. Ron Medved, hb, Philadelphia	15. Ron Olson, db, Atlanta
1946		Luther Carr, b, San Francisco	18. Steve Orr, t, Dallas	16. Chris Rowland, qb, Seattle
6. Keith DeCourcy, b, Detroit		28. Mike McCluskey, b, San Fran.		
11. John Wingender, b, Philadelphia		30. Don Millich, b, LA Rams	1966 AFL	1977
13. Louis Lee, b, St. Louis			14. Fred Forsberg, dt, Denver	3. Robin Earl, rb, Chicago
22. Maurice Stacy, b, Green Bay		1960 NFL		9. Charles Jackson, mg, Denver
24. John Norton, b, Green Bay		Don Heinrich, qb, Dallas		11. Don Wardlow, te, Dallas
30. Gail Bruce, e, Pittsburgh		Rangers (Expansion)		
1947 NFL				
6. Bill McGovern, c, LA Rams				
9. Larry Hatch, b, Chicago Bears				
22. Gordon Berlin, c, Chicago Bears				

HUSKIES IN THE NFL DRAFT

1978

1. Blair Bush, c, Cincinnati (16)
2. Dave Browning, dt, Oakland
5. Dennis Pearson, wr, Atlanta

1979

2. Jeff Toews, og, Miami
3. Michael Jackson, lb, Seattle
6. Spider Gaines, wr, Kansas City
7. Roger Westlund, ot, Atlanta
8. Nesby Glasgow, db, Baltimore
8. Gene Sanders, Tampa Bay

1980

1. Doug Martin, dt, Minnesota (9)
2. Mark Lee, cb, Green Bay
3. Tom Turnure, c, Detroit
5. Joe Steele, rb, Seattle
7. Chris Linnin, dt, New York
9. Stafford Mays, ng, St. Louis
10. Joe Sanford, ot, N.Y. Giants
12. Mike Lansford, pk, N.Y. Giants

1981

1. Curt Marsh, ot, Oakland (23)
3. Randy Van Divier, ot, Baltimore
4. Tom Flick, qb, Washington
9. Toussaint Tyler, tb, New Orleans
9. Rusty Olsen, dt, Denver

1982

5. Mark Jerue, lb, N.Y. Jets
7. Fletcher Jenkins, dt, Baltimore

1983

2. Ray Horton, cb, Cincinnati
3. Tony Caldwell, olb, L.A. Raiders
4. Chuck Nelson, pk, L.A. Rams
4. Vince Newsome, s, L.A. Rams
5. Mark Stewart, olb, Minnesota
5. Paul Skansi, wr, Pittsburgh
6. Anthony Allen, wr, Atlanta
6. Bill Stapleton, cb, Detroit
10. Eric Moran, ot, Dallas
11. Aaron Williams, wr, St. Louis
12. Don Dow, ot, Seattle

1984

5. Steve Pelluer, qb, Dallas
8. Scott Garnett, dt, Denver
9. Rick Mallory, og, Tampa Bay

1985

1. Ron Holmes, dt, Tampa Bay (8)
3. Tim Meamber, lb, Minnesota
3. Danny Greene, wr, Seattle
6. Joe Krakoski, lb, Houston
7. Mark Pattison, wr, L.A. Raiders
8. Jacque Robinson, rb, Buffalo
9. Fred Small, lb, Pittsburgh

1986

1. Joe Kelly, lb, Cincinnati (11)
2. Vestee Jackson, cb, Chicago
3. Hugh Millen, qb, L.A. Rams
5. Ron Hadley, lb, N.Y. Jets

1987

1. Reggie Rogers, dt, Detroit (7)
2. Lonzell Hill, wr, New Orleans
3. Jeff Jaeger, pk, Cleveland
7. Tim Peoples, ws, St. Louis
8. Steve Alvord, dl, St. Louis
8. Kevin Gogan, ot, Dallas
8. Rick Fenney, fb, Minnesota
8. Rod Jones, te, N.Y. Giants
11. Steve Roberts, de, Denver

1988

3. Chris Chandler, qb, Indianapolis
8. Darryl Franklin, wr, L.A. Rams
10. Brian Habib, dt, Minnesota
11. Rick McLeod, ot, Seattle
12. Tom Erlandson, lb, Buffalo

1989

3. Mike Zandofsky, ot, Phoenix
8. Tony Zackery, cb, New England
10. Ricky Andrews, ilb, San Diego
11. Brian Slater, fl, Pittsburgh
12. Scott Jones, ot, Cincinnati

1990

1. Bern Brostek, c, L.A. Rams (23)
2. Dennis Brown, dt, San Francisco
4. Cary Conklin, qb, Washington
5. Le-Lo Lang, cb, Denver
10. Martin Harrison, de, San Francisco
12. Andre Riley, wr, Cincinnati

1991

5. Greg Lewis, rb, Denver
5. Charles Mincy, cb, Kansas City
11. Dean Kirkland, og, Buffalo
12. Jeff Pahukoa, ot, Los Angeles
12. John Cook, mg, Chicago

1992

1. Steve Emtman, dt, Indianapolis (1)
1. Dana Hall, cb, San Francisco (18)
3. Ed Cunningham, c, Phoenix
3. Aaron Pierce, te, N.Y. Giants
3. Siupeli Malamala, ot, N.Y. Jets
5. Orlando McKay, wr, Green Bay
6. Mario Bailey, wr, Houston
9. Donald Jones, slb, New Orleans
11. Kris Rongen, og, Seattle
12. Brett Collins, wlb, Green Bay
12. Chico Fraley, ilb, Seattle

1993

1. Lincoln Kennedy, ot, Atlanta (9)
3. Billy Joe Hobert, qb, L.A. Raiders
4. Jaime Fields, qb, Kansas City
5. Mark Brunell, qb, Green Bay
6. Dave Hoffmann, lb, Chicago
6. Darius Turner, fb, Kansas City

1994

5. Pete Pierson, ot, Tampa Bay

1995

1. Napoleon Kaufman, tb, L.A. Raiders (17)
1. Mark Bruener, te, Pittsburgh (27)
4. Eric Bjornson, se, Dallas
4. Frank Garcia, c, Carolina
5. Andrew Peterson, ot, Carolina

1996

2. Lawyer Milloy, s, New England
2. Ernie Conwell, te, St. Louis
6. Leon Neal, rb, Buffalo

1997

2. Corey Dillon, rb, Cincinnati
3. Bob Sapp, og, Chicago
6. John Fiala, lb, Miami

1998

2. Jerome Pathon, wr, Indianapolis
2. Tony Parrish, s, Chicago
2. Cameron Cleeland, te, New Orleans
3. Olin Kreutz, c, Chicago
3. Rashaan Shehee, rb, Kansas City
5. Jeremy Brigham, te, Oakland
5. Jerry Jensen, lb, Carolina
5. Benji Olson, og, Tennessee
6. Fred Coleman, wr, Buffalo
7. Jason Chorak, lb, St. Louis

1999

3. Brock Huard, qb, Seattle
7. Tony Coats, og, Cincinnati

2000

6. Jabari Issa, de, Arizona
7. Lester Towns, lb, Carolina

2001

2. Marques Tuiasosopo, qb, Oakland
5. Elliot Silvers, ot, San Diego
5. Jeremiah Pharms, olb, Cleveland
5. Hakim Akbar, ss, New England
6. Chad Ward, og, Jacksonville

2002

1. Jerramy Stevens, te, Seattle (28)
2. Larry Triplett, dt, Indianapolis
5. Omare Lowe, cb, Miami

2004

1. Reggie Williams, wr, Jacksonville (9)
2. Terry Johnson, dt, Chicago
3. Marquis Cooper, lb, Tampa Bay
7. Cody Pickett, qb, San Francisco

2005

2. Khalif Barnes, ot, Jacksonville
6. Derrick Johnson, cb, San Fran.

2006

4. Joe Toledo, ot, Miami

2007

4. Isaiah Stanback, qb, Dallas
4. Dashon Goldson, s, San Francisco

2010

3. Donald Butler, lb, San Diego
3. Daniel Te'o-Nesheim, de, Philadelphia

2011

1. Jake Locker, qb, Tennessee (8)
3. Mason Foster, lb, Tampa Bay

2012

4. Alameda Ta'amu, dt, Pittsburgh
5. Senio Kelemete, og, Arizona

2013

1. Desmond Trufant, cb Atlanta (22)

2014

2. Austin Seferian-Jenkins, te, Tampa Bay
2. Bishop Sankey, rb, Tennessee

2015

1. Danny Shelton, nt, Cleveland (12)
1. Marcus Peters, cb, Kansas City (18)
1. Shaq Thompson, olb, Carolina (25)
2. Hau'oli Kikaha, lb, New Orleans

2016

6. Travis Feeney, olb, Pittsburgh
7. Dwayne Washington, rb, Detroit

2017

1. John Ross III, wr, Cincinnati (9)
2. Kevin King, cb, Green Bay
2. Budda Baker, s, Arizona
2. Sidney Jones IV, cb, Philadelphia
6. Elijah Qualls, dt, Philadelphia

HUSKIES IN PRO FOOTBALL

The following is a compilation of former UW football players who have appeared on a National Football League (NFL), United States Football League (USFL) or Xtreme Football League (XFL) roster (as of Aug. 1, 2017).

A

Vince Abbott, k San Diego (1987-88)
 Fred Abel, fb Milwaukee (1926)
 Hakim Akbar, ss New England (2001)
 Houston (2002)
 St. Louis Rams (2003)
 Jacksonville (2004)
 Devin Aguilar, wr Tennessee (2012)
 Al Akins, hb-db Cleveland (1946)
 Brooklyn (1947-48)
 Buffalo (1948)
 Tui Alailefaleula, ol New York Jets (2006)
 Victor Aiyewa, lb Green Bay (2013)
 Vince Albritton, ss Dallas (1984-91)
 Ink Aleaga, lb New Orleans (1997-2000)
 Roc Alexander, cb Denver (2004-05)
 Houston (2006-07)
 Jacksonville (2004-06)
 St. Louis (2007)
 Anthony Allen, wr LA Express (1983-84)
 Michigan Panthers (1984)
 Portland Breakers (1985)
 Atlanta (1985-86)
 Washington (1987-88)
 San Diego (1989)
 Chuck Allen, lb San Diego (1961-69)
 Pittsburgh (1970-71)
 Philadelphia (1972)
 Steve Alvord, dt St. Louis (1987)
 Phoenix (1988)
 Jonathan Amosa, fb Green Bay (2013)
 Ricky Andrews, lb Seattle (1990)
 Paul Arnold, rb Indianapolis (2003)
 Houston (1992-94)
 Orlando Rage (2001)
 Arizona (2017)
 Budda Baker, s San Francisco (1977-78)
 Mike Baldassin, lb Jacksonville (2005-08)
 Oakland (2009-15)
 New Orleans (2016-17)
 Boston Breakers (1983-84)
 Portland Breakers (1985)
 Tampa Bay (2007)
 David Bayle, te Tennessee (2002)
 Dallas (1995-99)
 New England (2000)
 Oakland (2001-02)
 Evan Benjamin, lb Washington (1937-38)
 Kyle Benn, c Washington (1938)
 Eric Bjornson, te Pittsburgh (1939)
 San Diego (1974-75)
 Dorson Boyce, fb Washington (2012)
 Jeremy Brigham, te Oakland (1998-2003)
 Los Angeles Rams (1990-94)
 St. Louis (1995-97)
 Dennis Brown, dt San Francisco (1990-96)
 Charlie Browning, hb New York Jets (1965)
 Dave Browning, de Oakland (1978-82)
 New England (1983)
 Oakland Invaders (1984-85)
 Gail Bruce, e San Francisco (1948-51)
 Mark Bruener, te Pittsburgh (1995-2003)
 Houston (2004-08)
 Mark Brunell, qb Green Bay (1993-94)
 Jacksonville (1995-2003)
 Washington (2004-07)
 New Orleans (2008-09)
 New York Jets (2010-11)
 Seattle (1994)
 Beno Bryant, rb LA Express (1983)

Tim Burnham, og Seattle (1987)
 Blair Bush, c Cincinnati (1978-82)
 Seattle (1983-88)
 Green Bay (1989-91)
 Los Angeles Rams (1992-94)
 Donald Butler, lb San Diego (2010-15)
 Miami (2016)
 Hillary Butler, lb Denver (1997-98)
 Seattle (1999)
 Denver (2000)
C
 Bill Cahill, db Buffalo (1973-74)
 Denny Cahill, db Rochester (1920)
 Tony Caldwell, lb Los Angeles Raiders (1983-85)
 Seattle (1987)
 San Francisco (2001)
 Wes Call, ot New England (1981-87)
 Rich Camarillo, p Los Angeles Rams (1988)
 Phoenix (1989-93)
 Houston (1994-95)
 Oakland (1996)
 Seattle (1998)
 Chris Campbell, lb San Francisco (2015-16)
 DiAndre Campbell, wr Arizona (2005)
 Greg Carothers, lb Buffalo (2006)
 Dario Cassarino, p Birmingham Stallions (1983)
 Boston Breakers (1983)
 New Orleans Breakers (1984)
 Ray Cattage, dt Arizona Wranglers (1983)
 Chicago Blitz (1984)
 LA Express (1985)
 Chris Chandler, qb Indianapolis (1988-89)
 Tampa Bay (1990)
 Phoenix (1991-93)
 L.A. Rams (1994)
 Houston (1995-96)
 Atlanta (1997-2001)
 Chicago Bears (2002-03)
 St. Louis (2004)
 St. Louis (1998)
 Jason Chorak, de Indianapolis (1998-99)
 Denver (2000)
 Chicago Enforcers (2001)
 Cameron Cleeland, te New Orleans (1998-2001)
 New England (2002)
 St. Louis (2003-04)
 Tony Coats, og Cincinnati (1999-2000)
 Junior Coffey, rb Green Bay (1965)
 Atlanta (1966-67, 69)
 New York Giants (70-71)
 Fred Coleman, wr Buffalo (1998)
 Philadelphia (1999)
 N.Y. Jets (2000)
 Chicago Enforcers (2001)
 Chicago Bears (2001)
 New England (2002)
 Green Bay (1993)
 Brett Collins, lb Los Angeles Rams (1994)
 Cary Conklin, qb Washington (1990-94)
 San Francisco (1995)
 Oakland (2001)
 Pat Conniff, fb St. Louis (1996-2002)
 Ernie Conwell, te New Orleans (2003-06)
 Marquis Cooper, lb Tampa Bay (2004-06)
 Seattle (2006)
 Pittsburgh (2007)
 Oakland (2008)
 Travis Coons, k Cleveland (2015-16)
 Bo Cornell, lb-rb Cleveland (1971-72)
 Buffalo (1973-77)
 Ed Cunningham, c Arizona (1992-95)
 Seattle (1996)
D
 Aaron Dalan, ot Oakland (1999-2000)
 Darrell Daniels, te Indianapolis (2017)

Stanley Daniels, og St. Louis (2007)
 New York Jets (2008)
 Green Bay (2009)
 Denver (2010-11)
 Cleveland (2012)
 Ben Davidson, de Green Bay (1961)
 Washington (1962-63)
 Oakland (1964-71)
 Reggie Davis, te San Diego (1999-2001)
 Don Deeks, t Boston (1945-47)
 Washington (1947)
 Green Bay (1948)
 Dean Derby, b Pittsburgh (1957-61)
 Minnesota (1961-62)
 Corey Dillon, rb Cincinnati (1997-2003)
 New England (2004-06)
 Travell Dixon, cb Oakland (2015)
 Carolina (2016-17)
 Sean Douglas, p St. Louis (2008)
 Gregory Ducre, cb Washington (2014)
 San Diego (2015-16)
 Pittsburgh (2017)
E
 Robin Earl, te Chicago (1977-83)
 Oklahoma Outlaws (1984)
 Birmingham Stallions (1985)
 Los Angeles Rams (2017)
 New England (2002)
 Tampa Bay (2003)
 Steve Emtman, de Indianapolis (1992-94)
 Miami (1995-96)
 Washington (1997)
 Tom Erlandson, lb Buffalo (1988)
 Bud Ericksen, c Washington (1938-39)
 Walden Erickson, t Pottsville (1927)
F
 D'Marco Farr, dt Los Angeles Rams (1994)
 St. Louis Rams (1995-2000)
 San Francisco (2003)
 Travis Feeney, olb Pittsburgh (2016)
 New Orleans (2016)
 Carl Fennema, c New York Giants (1948-49)
 Rick Fenney, fb Minnesota (1987-91)
 Bill Ferguson, lb New York Jets (1973-74)
 John Fiala, lb Miami (1997)
 Pittsburgh (1998-2001)
 Kansas City (1993-95)
 Jaime Fields, lb Oakland (1961)
 George Fleming, rb-k Washington (1981)
 Tom Flick, qb New England (1982-83)
 Cleveland (1984)
 San Diego (1986)
 New York Jets (1987)
 Atlanta (2012)
 Erik Folk, pk Green Bay (1961)
 Lee Folkins, e Dallas (1962-64)
 Pittsburgh (1965)
 Fred Forsberg, lb Denver (1968, 1970-72, 75-76)
 Buffalo (1973)
 San Diego (1974)
 Mason Foster, lb Tampa Bay (2011-14)
 Washington (2015-17)
 Jamal Fountaine, lb San Francisco (1994-95)
 Carolina (1996)
 Atlanta (1997)
 Ray Frankowski, g Green Bay (1945)
 Los Angeles (1946-48)
 Philadelphia (1944)
G
 Tom Gallagher, ot Denver (1994)
 Tim Galloway, lb Seattle (2005)
 Frank Garcia, og Carolina (1995-2000)
 St. Louis (2001-02)
 Arizona (2003-04)

HUSKIES IN PRO FOOTBALL

Scott Garnett, nt
Denver Broncos (1984-86)
San Francisco (1985)
San Diego (1985)
Buffalo (1987)

Nesby Glasgow, db
Baltimore (1979-83)
Indianapolis (1984-87)
Seattle (1988-92)

Kevin Gogan, ot
Dallas (1987-93)
L.A. Raiders (1994)
Oakland (1995-96)
San Francisco (1997-98)
Miami (1999-2000)

Dashon Goldson, fs
San Francisco (2007-12)
Tampa Bay (2013-14)
Washington (2015)
Atlanta (2016-17)

D'Andre Goodwin, wr
Denver (2011-12)

Danny Greene, wr
Seattle (1985)
San Diego (1987)

Lee Grosscup, qb
New York Giants (1960-62)

Greyson Gunheim, de
Oakland (2008-10)

H

Brian Habib, nt
Minnesota (1988-93)
Denver (1994-97)
Seattle (1998-2000)

Ron Hadley, lb
Byron Haines, b
Dana Hall, cb
San Francisco (1987-88)
Pittsburgh (1937)
San Francisco (1992-94)
Cleveland (1995)
Jacksonville (1996-97)

Darryl Hall, s
Marvin Hall, wr
Denver (1993-94)
Oakland (2016)
Atlanta (2017)

Dean Halvorson, lb
Los Angeles Rams (1968, 1972)
Atlanta (1970)
Philadelphia (1973-76)
Racine (1924)
Tennessee (2000)

Dick Hanley, wb
Gerald Harris, wr
Martin Harrison, lb
San Francisco (1990-93)
Minnesota (1994-99)

Harald Hasselbach, de
Denver (1994-2001)

Micah Hatchie, ol
Don Heinrich, qb
Pittsburgh (2015)
New York Giants (1954-59)
Dallas (1960)
Oakland (1962)
New Orleans (1987-90)

Lonzell Hill, wr
Billy Joe Hobert, qb
Oakland/L.A. Raiders (1995-96)
Buffalo (1997)
New Orleans (1997-2000)
Indianapolis (2001)

Dave Hoffmann, lb
Ron Holmes, de
Pittsburgh (1993)
Tampa Bay (1985-88)
Denver (1989-92)

Jay Hornbeak, db
Ray Horton, cb
Brooklyn (1935)
Cincinnati (1983-88)
Dallas (1989-92)

Dan Howell, lb
Brock Huard, qb
Cincinnati (2008)
Seattle (1999-2001, 2004)
Indianapolis (2002-03)

Damon Huard, qb
Miami (1997-2000)
New England (2001-03)
Kansas City (2004-08)
Buffalo (2015)

Andrew Hudson, olb
Buffalo (2015)

I

Ted Isaacson, t
Jabari Issa, dt
Chicago Cardinals (1934)
Arizona (2000-01)
Houston (2002)
Pittsburgh (2003)
Kansas City (2004-05)

J

Charles Jackson, lb
Kansas City (1978-83)
New York Jets (1985-86)

Michael Jackson, lb
Vestee Jackson, cb
Seattle (1979-86)
Chicago (1986-89)
Miami (1990-93)

Jeff Jaeger, pk
Cleveland (1987)
Oakland (1995)
LA. Raiders (1989-94)
Chicago (1996-2000)
Seattle (2007)

Kenny James, rb
Ernie Janet, t
Chicago (1972-74)
Philadelphia (1975)
Buffalo (1971-74)

Bruce Jarvis, c
Fletcher Jenkins, dt
Baltimore (1982)
LA Express (1984-85)
Carolina (1998-2000)
Los Angeles Rams (1983-88)
San Francisco (2005-06)
New York Giants (1954)

Jerry Jensen, lb
Mark Jerue, lb
Derrick Johnson, cb
Herb Johnson, hb
Tank Johnson, dt
Chicago (2004-06)
Dallas (2008)
Cincinnati (2009-11)

Jim Johnston, b
Calvin Jones, cb
Denver (1973-76)
Philadelphia (1940)
New York Jets (1992-93)
Indianapolis (1994)
Los Angeles Rams (1958)
Oakland (1961)

Rod Jones, te
Kansas City (1987-88)
Seattle (1989)

Sidney Jones, cb
Scott Jones, ot
Philadelphia (2017)
Cincinnati (1989)
New York Jets (1990)
Green Bay (1991)
Los Angeles Rams (1970)
Washington (1971-72)

Don Jones, b
Don Jones, de

Jim Jones, lb

K

Napoleon Kaufman, rb
Jermaine Kearse, wr
Joe Kelly, lb
Oakland (1995-2000)
Seattle (2012-17)
Cincinnati (1986-89)
New York Jets (1990-92)
Los Angeles Raiders (1993)
Los Angeles Rams (1994)
Green Bay (1995)
Philadelphia (1996)
Arizona (2012)
New Orleans (2013-17)
Atlanta (1993-95)
Oakland (1996-2004)
Philadelphia (1998)
Las Vegas Outlaws (2001)

Senio Kelemete, og
Lincoln Kennedy, og
Atlanta (1993-95)
Oakland (1996-2004)
Philadelphia (1998)
Las Vegas Outlaws (2001)

Patrick Kesi, og
New Orleans (2015-17)
Green Bay (2017)
Buffalo (1991)

Hau'oli Kikaha, olb
Kevin King, cb
Dean Kirkland, og
Dave Kopay, rb
San Francisco (1964-67)
Detroit (1968)
Washington (1969-70)
New Orleans (1971)
Green Bay (1972)

Joe Krakoski, lb
Olin Kreutz, c
Washington (1986-87)
Chicago (1998-2010)
New Orleans (2011)

Jim Krieg, wr
Jake Kupp, g
Denver (1972)
Dallas (1964-65)
Washington (1966)
Atlanta (1967)
New Orleans (1967-75)

L

Le-Lo Lang, cb
Mike Lansford, pk
Ken Lee, lb
Denver (1989-93)
LA Rams (1982-91)
Detroit (1971)
Buffalo (1972)

Mark Lee, cb
Green Bay (1980-90)
San Francisco (1991)
New Orleans (1991)

Greg Lewis, rb
Roy Lewis, cb
Denver (1991-92)
Pittsburgh (2008)
Seattle (2009-12)

Chris Linnin, dt
NY Giants (1980)
Oakland Invaders (1984)

Cory Littleton, olb
Dan Lloyd, lb
Los Angeles Rams (2016-17)
NY Giants (1976-79)
Washington Federals (1983)
Tennessee (2011-14)
New England (2000-2001)
St. Louis (2003-08)
Detroit (2009)

Jake Locker, qb
Dane Looker, wr
Miami (2002)
N.Y. Jets (2003)
New England (2004)
Atlanta (2005-06)
Jacksonville (2008)
Oakland (1996)
Baltimore (1997)

Omare Lowe, cb

Lamar Lyons, fs

M

Lynn Madsen, dt
N.J. Generals (1984-85)
Houston (1986)
Atlanta (2003)

Ben Mahdavi, ilb
Siupeli Malamala, ot
Rick Mallory, og
Ray Mansfield, c
N.Y. Jets (1992-99)
Tampa Bay (1984-88)
Philadelphia (1963)
Pittsburgh (1964-76)
Cleveland Rams (1938-39)
Oakland/LA Raiders (1981-87)
Minnesota (1980-89)
Houston (2017)
St. Louis (1980-86)
Minnesota (1987-88)

Vic Markov, t
Curt Marsh, ot
Doug Martin, dt
Joe Mathis, de
Stafford Mays, dt
Brooklyn (1941-43)

Dean McAdams, rb-hb
Walt McCormick, c-lb
Jay MacDowell, e
Hugh McElhenny, rb
San Francisco (1952-60)
Minnesota (1961-62)
New York Giants (1963)
Detroit (1964)
Baltimore (2006)
Minnesota (1985)
Philadelphia (1966-70)
Dallas (1962-63)
Philadelphia (1964-67)

Robin Meadow, ol
Tim Meamber, lb
Ron Medved, db
John Meyers, t
Philadelphia (1964-67)
Oakland (2016-17)
Los Angeles Rams (1986-87)
Atlanta (1988-90)
New England (1991-92)
Dallas (1993)
Miami (1993)
Denver (1994-95)
New England (1996-2002)
Buffalo (2003-06)
Atlanta (2007-08)
Seattle (2009-11)

Jaydon Mickens, wr
Hugh Millen, qb
Kansas City (1991-94)
Minnesota (1995-96)
Tampa Bay (1997-98)
Oakland (1999-2000)
Denver (1963-67)
Buffalo (1968)

Lawyer Milloy, s
Atlanta (2007-08)
Seattle (2009-11)

Charles Mincy, db
Kansas City (1991-94)
Minnesota (1995-96)
Tampa Bay (1997-98)
Oakland (1999-2000)
Denver (1963-67)
Buffalo (1968)

Charlie Mitchell, hb
Houston (1984-93)
Minnesota (1994-96)
Seattle (1997-98)
Kansas City (1999-2000)
LA Express (1983)
Houston (1984-87)
Chicago (1935)
Cleveland (1941-44)
Chicago (1945-46)

Warren Moon, qb
Seattle (2009-11)

Eric Moran, ot
LA Express (1983)
Houston (1984-87)
Chicago (1935)
Cleveland (1941-44)
Chicago (1945-46)

N

Leon Neal, rb
Chuck Nelson, pk
Indianapolis Colts (1996-97)
LA Rams (1983)
Buffalo (1984)
Minnesota (1986-88)
Chicago Cardinals (1933-38)
Los Angeles Rams (1983-90)
Cleveland (1991-92)
Philadelphia (1939-40)

Dave Nesbit, e
Vince Newsome, s
Philadelphia (1939-40)

Charles Newton, b
Philadelphia (1939-40)

HUSKIES IN PRO FOOTBALL

Jim Norton, t
San Francisco (1965-66)
Atlanta (1967-68)
Philadelphia (1968)
Washington (1968)
New York Giants (1970)

O

Benji Olson, og
Dick Ottele, db
Tennessee (1998-2007)
Los Angeles (1948)

P

Jeff Pahukoa, t
Shane Pahukoa, db
Los Angeles Rams (1991-93)
Atlanta (1994-96)
New Orleans (1994-96)
Atlanta (1997)

Steve Parker, de
Tony Parrish, s
New Orleans (1980)
Chicago (1998-2001)
San Francisco (2002-06)
Dallas (2007)

Jeff Partridge, p
Jerome Pathon, wr
LA Express (1983-85)
Indianapolis (1998-2001)
New Orleans (2002-04)
Seattle (2005)
Atlanta (2005-06)

Mark Pattison, wr
Los Angeles Rams (1986)
Los Angeles Raiders (1986)
New Orleans (1987-88)

Dave Pear, dt
Baltimore (1975)
Tampa Bay (1976-78)
Oakland (1979-80)

Dennis Pearson, wr
J.C. Pearson, cb
Atlanta (1978-79)
Kansas City (1986-91)
Minnesota (1993)

Steve Pelluer, qb
Dallas (1984-88)
Kansas City (1989-91)
St. Louis (1987)

Tim Peoples, s
Joshua Perkins, te
Dean Perryman, c
Marcus Peters, cb
Andrew Peterson, og
Atlanta (2016-17)
Seattle (1987)
Kansas City (2015-17)
Carolina (1995)
Green Bay (1997)

Cody Pickett, qb
Aaron Pierce, te
San Francisco (2004-06)
New York Giants (1992-97)
Baltimore Ravens (1998-2000)

Pete Pierson, og
Ray Pinney, ot/g/c
Tampa Bay (1994-2002)
Pittsburgh (1976-82, 1985-87)
Michigan Panthers (1983-84)
Oakland Invaders (1985)

Bryan Pittman, c
Chris Polk, rb
Houston (2004-09)
Philadelphia (2012-14)
Houston (2015)

Tom Porras, qb
Fred Provo, b
Chicago Blitz (1984)
Arizona Outlaws (1985)
Green Bay (1948)

Q

Elijah Qualls, dt
Philadelphia (2017)

R

Louis Rankin, rb
Caesar Rayford, lb
Rick Redman, lb
Marcel Reece, fb
Frank Reed, db
Oakland (2008-09)
Seattle (2009-11)
Dallas (2013)
Minnesota (2015)
San Diego (1965-73)
Oakland (2008-15)
Seattle (2016-17)
Atlanta (1976-80)
Birmingham Stallions (1983)
Philadelphia (1998-99)
Pittsburgh (2008)
Denver (1997-98)
San Francisco (1998-2000)
Boston (1944)

Mike Reed, rb
Jordan Reffett, dt
David Richie, dt
Philadelphia (1998-99)
Pittsburgh (2008)
Denver (1997-98)
San Francisco (1998-2000)
Boston (1944)

Thron Riggs, t
Marcus Roberson, dt
Fred Robinson, t
Jacque Robinson, rb
Reggie Rogers, de
Philadelphia (2002)
Cleveland (1957)
Philadelphia, (1987)
Detroit (1987-88)
Buffalo (1991)

Tyrone Rodgers, de
Willie Rosborough, lb
Seattle (1992-94)
Philadelphia Stars (1983-84)
Portland Breakers (1985)
Cincinnati (2017)
Seattle (2008)

John Ross, wr
Anthony Russo, wr

S

Gene Sanders, ot-de
Bishop Sankey, rb
Tampa Bay (1979-85)
Tennessee (2014-15)
Kansas City (2016)
Minnesota (2017)
Minneapolis (1997-98)
Baltimore (1999)
Oakland (2000)

Bob Sapp, og
A. Seferian-Jenkins, te
Tampa Bay (2014-16)
New York Jets (2016-17)

Sonny Shackelford, wr
Rick Sharp, t
San Diego (2007)
Pittsburgh (1970-71)
Denver (1972)

Rashaan Shehee, tb
Danny Shelton, nt
Elliot Silvers, ot
Kansas City (1998-2000)
Los Angeles Xtreme (2001)
Cleveland (2015-17)
San Diego (2001-02)
Houston (2004)

James Sims, Jr., rb
Jim Skaggs, g
Paul Skansi, wr
New York Giants (2006)
Philadelphia (1983-72)
Pittsburgh (1983)
Seattle (1984-90)
Washington (1939-43)
Pittsburgh (1985)

Steve Slivinski, g
Fred Small, lb
Bill Smith, e
Jermaine Smith, fs
Chicago Cardinals (1934-40)
Baltimore (2000)
Seattle (2001)

Kevin Smith, wr
Benny Sohn, b
Rick Sortun, g
John Stackpool, b
Isaiah Stanback, wr
Seattle (2015-16)
Cincinnati, (1934)
St. Louis (1964-69)
Philadelphia (1942)
Dallas (2007-08)
New England (2009)
Seattle (2010-11)
New York Giants (2011-12)
Jacksonville (2012)

Ernie Steele, b
Jerramy Stevens, te
Philadelphia (1942-48)
Seattle (2002-06)
Tampa Bay (2007-10)
Minnesota (1984)
Dallas (1963-65)
Los Angeles Rams (1965-67)
Los Angeles Rams (1957-61)
Pittsburgh (1962)
New York Jets (1962-63)
Denver (2011-12)

Mark Stewart, lb
Jim Stiger, rb
George Strugar, dt
Austin Sylvester, fb
Pittsburgh (2012)
Arizona (2013-14)
Philadelphia (2010-11)
Tampa Bay (2011-13)
Seattle (1987)

Garth Thomas, og
Everrette Thompson, de
Shaq Thompson, olb
Steve Thompson, dt
John Timu, lb
Jeff Toews, g
Joe Toledo, ot
Arizona (2012-13)
Carolina (2015-17)
N.Y. Jets (1968-70, 1972-73)
Chicago (2015-17)
Miami (1979-85)
Miami (2006-08)
San Francisco (2008)
San Diego (2009)
Seattle (2010)

Lester Towns, lb
Larry Triplett, dt
Carolina (2000-04)
Miami (2005-06)
Indianapolis (2002-07)
Seattle (2008)

Desmond Trufant, cb
Mac Tuiaea, de
Marques Tuiaosopo, qb
Atlanta (2013-17)
San Diego (2000)
Oakland (2001-06)
New York Jets (2007)
Oakland (2008)

Seattle (2015-17)
Cincinnati, (1934)
St. Louis (1964-69)
Philadelphia (1942)
Dallas (2007-08)
New England (2009)
Seattle (2010-11)
New York Giants (2011-12)
Jacksonville (2012)
Philadelphia (1942-48)
Seattle (2002-06)
Tampa Bay (2007-10)
Minnesota (1984)
Dallas (1963-65)
Los Angeles Rams (1965-67)
Los Angeles Rams (1957-61)
Pittsburgh (1962)
New York Jets (1962-63)
Denver (2011-12)

Atlanta (2013-17)
San Diego (2000)
Oakland (2001-06)
New York Jets (2007)
Oakland (2008)

Atlanta (2013-17)
San Diego (2000)
Oakland (2001-06)
New York Jets (2007)
Oakland (2008)

Atlanta (2013-17)
San Diego (2000)
Oakland (2001-06)
New York Jets (2007)
Oakland (2008)

Zach Tuiaosopo, fb
Taniela Tupou, fb
Pittsburgh (2005)
Oakland (2006)
Philadelphia (2007)
Seattle (2016)
Atlanta (2017)

Darius Turner, rb
Tom Turnure, c
Kansas City (1993)
Detroit (1980-83, 1986)
Michigan Panthers (1984)
Oakland Invaders (1985)
New Orleans (1981-82)

Toussaint Tyler, fb

V

Randy Van Divier, ot
Baltimore (1981)
Oakland/LA Raiders (1982-83)
Portland Breakers (1985)

W

Ken Walker, fb
C.J. Wallace, s
Tampa Bay (2002)
Seattle (2007-09)
San Diego (2011)
Washington (1946)
Detroit (1947-49)

Bill Ward, g
Duane Wardlow, de
Chad Ward, og
LA Rams (1954-56)
Jacksonville (2001)
San Francisco (2002)
Cleveland (2003)
San Diego (2004)
Washington (2003-04)
Detroit (2016-17)

Kevin Ware, te
Dwayne Washington, rb
Arnie Weinmeister, t
Clyde Werner, lb
Ron Wheeler, te
N.Y. Giants (1950-53)
Kansas City (1970-74, 76)
Oakland Invaders (1983-84)
Oklahoma Outlaws (1984)
Arizona Outlaws (1985)
Los Angeles Raiders (1987)
Los Angeles Rams (1963)
San Diego (1966-67)
New England (1989)
San Francisco (1990-91)
Detroit (1939)
Philadelphia (1939)

Nat Whitmyer, db
Brett Wiese, ol
John Wiatrak, c
Dave Williams, wr
St. Louis (1967-71)
San Diego (1972)
Pittsburgh (1973)
LA Express (1983)
Chicago Blitz (1984)
Houston Gamblers (1984)
Seattle (2015-17)
Jacksonville (2004-08)
New Orleans (1996)
Providence (1927-28)
Providence (1927-29)
Minnesota (1969)

Greg Williams, lb
Kasen Williams, wr
Reggie Williams, wr
Donald Willis, og
Abe Wilson
George Wilson, hb
Harrison Wood, wr
St. Louis (1967-71)
San Diego (1972)
Pittsburgh (1973)
LA Express (1983)
Chicago Blitz (1984)
Houston Gamblers (1984)
Seattle (2015-17)
Jacksonville (2004-08)
New Orleans (1996)
Providence (1927-28)
Providence (1927-29)
Minnesota (1969)

Greg Williams, lb
Kasen Williams, wr
Reggie Williams, wr
Donald Willis, og
Abe Wilson
George Wilson, hb
Harrison Wood, wr
St. Louis (1967-71)
San Diego (1972)
Pittsburgh (1973)
LA Express (1983)
Chicago Blitz (1984)
Houston Gamblers (1984)
Seattle (2015-17)
Jacksonville (2004-08)
New Orleans (1996)
Providence (1927-28)
Providence (1927-29)
Minnesota (1969)

Greg Williams, lb
Kasen Williams, wr
Reggie Williams, wr
Donald Willis, og
Abe Wilson
George Wilson, hb
Harrison Wood, wr
St. Louis (1967-71)
San Diego (1972)
Pittsburgh (1973)
LA Express (1983)
Chicago Blitz (1984)
Houston Gamblers (1984)
Seattle (2015-17)
Jacksonville (2004-08)
New Orleans (1996)
Providence (1927-28)
Providence (1927-29)
Minnesota (1969)

Greg Williams, lb
Kasen Williams, wr
Reggie Williams, wr
Donald Willis, og
Abe Wilson
George Wilson, hb
Harrison Wood, wr
St. Louis (1967-71)
San Diego (1972)
Pittsburgh (1973)
LA Express (1983)
Chicago Blitz (1984)
Houston Gamblers (1984)
Seattle (2015-17)
Jacksonville (2004-08)
New Orleans (1996)
Providence (1927-28)
Providence (1927-29)
Minnesota (1969)

Greg Williams, lb
Kasen Williams, wr
Reggie Williams, wr
Donald Willis, og
Abe Wilson
George Wilson, hb
Harrison Wood, wr
St. Louis (1967-71)
San Diego (1972)
Pittsburgh (1973)
LA Express (1983)
Chicago Blitz (1984)
Houston Gamblers (1984)
Seattle (2015-17)
Jacksonville (2004-08)
New Orleans (1996)
Providence (1927-28)
Providence (1927-29)
Minnesota (1969)

Greg Williams, lb
Kasen Williams, wr
Reggie Williams, wr
Donald Willis, og
Abe Wilson
George Wilson, hb
Harrison Wood, wr
St. Louis (1967-71)
San Diego (1972)
Pittsburgh (1973)
LA Express (1983)
Chicago Blitz (1984)
Houston Gamblers (1984)
Seattle (2015-17)
Jacksonville (2004-08)
New Orleans (1996)
Providence (1927-28)
Providence (1927-29)
Minnesota (1969)

Greg Williams, lb
Kasen Williams, wr
Reggie Williams, wr
Donald Willis, og
Abe Wilson
George Wilson, hb
Harrison Wood, wr
St. Louis (1967-71)
San Diego (1972)
Pittsburgh (1973)
LA Express (1983)
Chicago Blitz (1984)
Houston Gamblers (1984)
Seattle (2015-17)
Jacksonville (2004-08)
New Orleans (1996)
Providence (1927-28)
Providence (1927-29)
Minnesota (1969)

Greg Williams, lb
Kasen Williams, wr
Reggie Williams, wr
Donald Willis, og
Abe Wilson
George Wilson, hb
Harrison Wood, wr
St. Louis (1967-71)
San Diego (1972)
Pittsburgh (1973)
LA Express (1983)
Chicago Blitz (1984)
Houston Gamblers (1984)
Seattle (2015-17)
Jacksonville (2004-08)
New Orleans (1996)
Providence (1927-28)
Providence (1927-29)
Minnesota (1969)

Greg Williams, lb
Kasen Williams, wr
Reggie Williams, wr
Donald Willis, og
Abe Wilson
George Wilson, hb
Harrison Wood, wr
St. Louis (1967-71)
San Diego (1972)
Pittsburgh (1973)
LA Express (1983)
Chicago Blitz (1984)
Houston Gamblers (1984)
Seattle (2015-17)
Jacksonville (2004-08)
New Orleans (1996)
Providence (1927-28)
Providence (1927-29)
Minnesota (1969)

YEAR-BY-YEAR RECORDS

Year	Coach	Overall			Conf.			Finish	AP	Coach
		W	L	T	W	L	T			
1889	None	0	1	0	—	—	—	—	—	—
1890	None	0	0	1	—	—	—	—	—	—
1892	W.B. Goodwin	1	1	0	—	—	—	—	—	—
1893	W.B. Goodwin	1	3	1	—	—	—	—	—	—
1894	C. Cobb	1	1	1	—	—	—	—	—	—
1895	Ralph Nichols	4	0	1	—	—	—	—	—	—
1896	Ralph Nichols	2	3	0	—	—	—	—	—	—
1897	Carl Clemans	1	2	0	—	—	—	—	—	—
1898	Ralph Nichols	1	1	0	—	—	—	—	—	—
1899	A.S. Jeffs	4	1	1	—	—	—	—	—	—
1900	J.S. Dodge	1	2	2	—	—	—	—	—	—
1901	Jack Wright	3	3	0	—	—	—	—	—	—
1902	James Knight	5	1	0	—	—	—	—	—	—
1903	James Knight	6	1	0	—	—	—	—	—	—
1904	James Knight	4	2	1	—	—	—	—	—	—
1905	Oliver Cutts	4	2	2	—	—	—	—	—	—
1906	Victor Place	4	1	4	—	—	—	—	—	—
1907	Victor Place	4	4	2	—	—	—	—	—	—
1908	Gil Dobie	6	0	1	—	—	—	—	—	—
1909	Gil Dobie	7	0	0	—	—	—	—	—	—
1910	Gil Dobie	6	0	0	—	—	—	—	—	—
1911	Gil Dobie	7	0	0	—	—	—	—	—	—
1912	Gil Dobie	7	0	0	—	—	—	—	—	—
1913	Gil Dobie	7	0	0	—	—	—	—	—	—
1914	Gil Dobie	6	0	1	—	—	—	—	—	—
1915	Gil Dobie	7	0	0	—	—	—	—	—	—
1916	Gil Dobie	6	0	1	3	0	1	1st	—	—
1917	Claude J. Hunt	1	2	1	0	2	1	5th	—	—
1918	Tony Savage	1	1	0	1	1	0	3rd	—	—
1919	Claude J. Hunt	5	1	0	2	1	0	t-1st	—	—
1920	Leonard Allison	1	5	0	0	3	0	6th	—	—
1921	Enoch Bagshaw	3	4	1	0	3	1	6th	—	—
1922	Enoch Bagshaw	6	1	1	4	1	1	3rd	—	—
1923	Enoch Bagshaw	10	1	1	4	1	0	2nd	—	—
1924	Enoch Bagshaw	8	1	1	3	1	1	3rd	—	—
1925	Enoch Bagshaw	10	1	1	5	0	0	1st	—	—
1926	Enoch Bagshaw	8	2	0	3	2	0	5th	—	—
1927	Enoch Bagshaw	9	2	0	4	2	0	4th	—	—
1928	Enoch Bagshaw	7	4	0	2	4	0	8th	—	—
1929	Enoch Bagshaw	2	6	1	0	5	1	10th	—	—
1930	James Phelan	5	4	0	3	4	0	5th	—	—
1931	James Phelan	5	3	1	3	3	1	5th	—	—
1932	James Phelan	6	2	2	3	3	2	4th	—	—
1933	James Phelan	5	4	0	3	4	0	7th	—	—
1934	James Phelan	6	1	1	5	1	1	3rd	—	—
1935	James Phelan	5	3	0	4	3	0	6th	—	—
1936	James Phelan	7	2	1	7	0	1	1st	5	—
1937	James Phelan	7	2	2	4	2	2	3rd	—	—
1938	James Phelan	3	5	1	3	4	1	6th	—	—
1939	James Phelan	4	5	0	4	4	0	t-4th	—	—
1940	James Phelan	7	2	0	7	1	0	2nd	10	—
1941	James Phelan	5	4	0	5	3	0	t-2nd	—	—
1942	Ralph Welch	4	3	3	3	3	2	t-5th	—	—
1943	Ralph Welch	4	1	0	0	1	0	3rd	12	—
1944	Ralph Welch	5	3	0	1	1	0	2nd	—	—
1945	Ralph Welch	6	3	0	6	3	0	7th	—	—
1946	Ralph Welch	5	4	0	5	3	0	4th	—	—
1947	Ralph Welch	3	6	0	2	5	0	t-7th	—	—
1948	Howard Odell	2	7	1	2	5	1	7th	—	—
1949	Howard Odell	3	7	0	2	5	0	t-6th	—	—
1950	Howard Odell	8	2	0	6	1	0	2nd	11	15
1951	Howard Odell	3	6	1	1	5	1	7th	—	—
1952	Howard Odell	7	3	0	6	2	0	3rd	—	—
1953	John Cherberg	3	6	1	2	4	1	7th	—	—
1954	John Cherberg	2	8	0	1	6	0	8th	—	—
1955	John Cherberg	5	4	1	4	3	1	5th	—	—
1956	Darrell Royal	5	5	0	4	4	0	5th	—	—
1957	Jim Owens	3	6	1	3	4	0	6th	—	—
1958	Jim Owens	3	7	0	1	6	0	8th	—	—
1959	Jim Owens	10	1	0	3	1	0	1st	8	7
1960	Jim Owens	10	1	0	4	0	0	1st	6	—
1961	Jim Owens	5	4	1	2	1	1	t-2nd	—	—
1962	Jim Owens	7	1	2	4	1	0	2nd	—	15
1963	Jim Owens	6	5	0	4	1	0	1st	—	15
1964	Jim Owens	6	4	0	5	2	0	3rd	—	—

Year	Coach	Overall			Conf.			Finish	AP	Coach
		W	L	T	W	L	T			
1965	Jim Owens	5	5	0	4	3	0	4th	—	—
1966	Jim Owens	6	4	0	4	3	0	4th	—	—
1967	Jim Owens	5	5	0	3	4	0	t-4th	—	—
1968	Jim Owens	3	5	2	1	5	1	8th	—	—
1969	Jim Owens	1	9	0	1	6	0	7th	—	—
1970	Jim Owens	6	4	0	4	3	0	t-2nd	—	—
1971	Jim Owens	8	3	0	4	3	0	3rd	19	—
1972	Jim Owens	8	3	0	4	3	0	t-3rd	—	—
1973	Jim Owens	2	9	0	0	7	0	8th	—	—
1974	Jim Owens	5	6	0	3	4	0	t-5th	—	—
1975	Don James	6	5	0	5	2	0	t-3rd	—	—
1976	Don James	5	6	0	3	4	0	t-4th	—	—
1977	Don James	10	2	0	6	1	0	1st	10	9
1978	Don James	7	4	0	6	2	0	t-2nd	—	—
1979	Don James	10	2	0	5	2	0	2nd	11	11
1980	Don James	9	3	0	6	1	0	1st	16	17
1981	Don James	10	2	0	6	2	0	1st	10	7
1982	Don James	10	2	0	6	2	0	2nd	7	7
1983	Don James	8	4	0	5	2	0	2nd	—	—
1984	Don James	11	1	0	6	1	0	2nd	2	2
1985	Don James	7	5	0	5	3	0	t-4th	—	—
1986	Don James	8	3	1	5	2	1	t-2nd	18	17
1987	Don James	7	4	1	4	3	1	3rd	—	—
1988	Don James	6	5	0	3	5	0	6th	—	—
1989	Don James	8	4	0	5	3	0	t-2nd	23	20
1990	Don James	10	2	0	7	1	0	1st	5	5
1991	Don James	12	0	0	8	0	0	1st	2	1
1992	Don James	9	3	0	6	2	0	1st	11	11
1993	Jim Lambright	7	4	0	5	3	0	ineligible	—	—
1994	Jim Lambright	7	4	0	4	4	0	ineligible	—	—
1995	Jim Lambright	7	4	1	6	1	1	t-1st	—	—
1996	Jim Lambright	9	3	0	7	1	0	2nd	16	16
1997	Jim Lambright	8	4	0	5	3	0	4th	18	18
1998	Jim Lambright	6	6	0	4	4	0	5th	—	—
1999	Rick Neuheisel	7	5	0	6	2	0	2nd	—	—
2000	Rick Neuheisel	11	1	0	7	1	0	t-1st	3	3
2001	Rick Neuheisel	8	4	0	6	2	0	t-2nd	19	19
2002	Rick Neuheisel	7	6	0	4	4	0	t-4th	—	—
2003	Keith Gilbertson	6	6	0	4	4	0	t-5th	—	—
2004	Keith Gilbertson	1	10	0	0	8	0	10th	—	—
2005	Tyrone Willingham	2	9	0	1	7	0	t-9th	—	—
2006	Tyrone Willingham	5	7	0	3	6	0	9th	—	—
2007	Tyrone Willingham	4	9	0	2	7	0	10th	—	—
2008	Tyrone Willingham	0	12	0	0	9	0	10th	—	—
2009	Steve Sarkisian	5	7	0	4	5	0	7th	—	—
2010	Steve Sarkisian	7	6	0	5	4	0	t-3rd	—	—
2011	Steve Sarkisian	7	6	0	5	4	0	3rd (N)	—	—
2012	Steve Sarkisian	7	6	0	5	4	0	4th (N)	—	—
2013	Steve Sarkisian*	9	4	0	5	4	0	3rd (N)	25	—
2014	Chris Petersen	8	6	0	4	5	0	3rd (N)	—	—
2015	Chris Petersen	7	6	0	4	5	0	t-4th (N)	—	—
2016	Chris Petersen	12	2	0	8	1	0	1st	4	4

* Marques Tuiasosopo served as interim head coach for 2013 Fight Hunger Bowl, a UW win.

Milestone Husky Football Victories

1	December 17, 1892	Washington 14, Seattle A.C. 0
50	October 24, 1908	Washington 6, Whitman 0
100	September 30, 1916	Washington 28, Ballard Meteors 0
150	November 26, 1925	Washington 15, Oregon 14
200	October 27, 1934	Washington 13, California 7
250	September 23, 1944	Washington 71, Willamette 0
300	October 8, 1955	Washington 7, USC 0
400	November 10, 1973	Washington 41, Idaho 14
500	September 20, 1986	Washington 52, BYU 21
600	November 21, 1998	Washington 16, Washington State 9
700	October 31, 2015	Washington 49, Arizona 3

YEAR-BY-YEAR RESULTS

Key to Abbreviations

W-L-T — Game won, lost or tied
 H — Home game
 A — Away game, played at opponent's home stadium
 N — Game played at a neutral site; see footnote for city
 AP — Beginning with the 1936 season, the number in front of the opponent name indicates Washington's ranking in the Associated Press poll coming into the game. The number following the opponent name indicates its ranking.
 t — Tie in rankings
 PCC — Pacific Coast Conference
 AAWU — Athletic Association of Western Universities

Scoring Values

Seasons	Touchdown	Field Goal	Point After	Safety
1889-1897	4 points	5 points	2 points	2 points
1898-1903	5 points	5 points	1 point	2 points
1904-1908	5 points	4 points	1 point	2 points
1909-1911	5 points	3 points	1 point	2 points
1912-1957	6 points	3 points	1 point	2 points
1958 to date	6 points	3 points	1 point (kick) 2 points (run or pass)	2 points

1889

Coach: None • **Captain:** Frank Griffiths • **Record:** 0-1-0

November	28	L.....	Eastern Coll. Alumni.....	0-20	H	400
				0-20		400

1890

Coach: None • **Captain:** Frank Griffiths • **Record:** 0-0-1

November	27	T.....	Washington Col. (Tac.).....	0-0	A	300
				0-0		300

1891

No Team

1892

Coach: W.B. Goodwin • **Captain:** Otto Collings • **Record:** 1-1-0

October	16	L.....	Seattle A.C.....	0-28	H	300
December	17	W.....	Seattle A.C.....	14-0	H	100
				14-28		400

1893

Coach: W.B. Goodwin • **Captain:** D.A. Ford • **Record:** 1-3-1

November	11	W.....	Viciendas (Tac.).....	8-4	A	200
November	18	L.....	Tacoma A.C.....	4-6	N	300
November	25	T.....	Port Townsend A.C.....	6-6	A	150
November	30	L.....	Multnomah A.C.....	0-30	A	150
December	29	L.....	Stanford.....	0-40	N	600
N-at West Seattle				18-86		1,400

1894

Coach: C. Cobb • **Captain:** Ralph Nichols • **Record:** 1-1-1

October	13	T.....	Port Townsend.....	14-14	A	250
October	27	L.....	Seattle A.C.....	0-24	H	500
November	22	W.....	Whitman College.....	46-0	A	2,000
				60-38		2,750

1895

Coach: Ralph Nichols • **Captain:** Martin Harris • **Record:** 4-0-1

October	19	W.....	Seattle A.C.....	12-0	H	500
October	26	T.....	Seattle A.C.....	0-0	H	500
November	9	W.....	Vashon College.....	44-4	H	300
November	21	W.....	Tacoma A.C.....	8-4	A	150
December	7	W.....	Vashon College.....	34-0	H	300
				98-8		1,750

1896

Coach: Ralph Nichols • **Captain:** Jack Lindsay • **Record:** 2-3-0

October	24	L.....	Seattle A.C.....	4-6	H	300
November	14	L.....	Port Townsend A.C.....	0-18	A	100
December	12	L.....	Multnomah A.C.....	0-10	A	100
December	15	W.....	Seattle YMCA.....	4-0	H	100
December	19	W.....	Seattle A.C.....	12-6	H	500
				20-40		1,100

1897

Coach: Carl Clemans • **Captain:** Jack Lindsay • **Record:** 1-2-0

October	9	W.....	Seattle YMCA.....	10-0	H	400
November	18	L.....	Seattle A.C.....	6-10	H	1,000
December	4	L.....	Oregon State.....	0-16	A	1,500
				16-26		1,900

1898

Coach: Ralph Nichols • **Captain:** Clarence Larson • **Record:** 1-1-0

December	17	L.....	Puyallup Indian Res.....	11-18	H	500
December	24	W.....	Puyallup Indian Res.....	13-0	H	400
Schedule and participants restricted by Spanish-American War				24-18		900

1899

Coach: A.S. Jeffs • **Captain:** Sterling Hill • **Record:** 4-1-1

October	14	W.....	Port Townsend H.S.....	16-0	H	500
October	28	L.....	Port Townsend A.C.....	0-11	A	250
November	4	W.....	Everett A.C.....	33-0	A	150
November	7	T.....	All Seattle.....	5-5	H	500
November	18	W.....	Wilson Business Coll.....	11-0	H	500
November	25	W.....	Whitman.....	6-5	H	1,000
				71-21		2,900

1900

Coach: J.S. Dodge • **Captain:** W.H. Corson • **Record:** 1-2-2

September	29	W.....	Seattle H.S.....	5-0	H	500
October	24	T.....	Whitman.....	11-11	A	1,000
October	27	L.....	Idaho.....	6-12	N	1,000
November	30	T.....	Washington State.....	5-5	H	1,500
December	1	L.....	Oregon.....	0-43	A	1,000
N-at Spokane				27-71		5,000

1901

Coach: Jack Wright • **Captain:** Dick Huntoon • **Record:** 3-3-0

October	26	L.....	Whitman.....	0-10	H	1,000
November	1	L.....	Washington State.....	0-10	A	500
November	9	W.....	Port Townsend.....	10-0	H	500
November	12	L.....	Multnomah A.C.....	6-17	H	500
November	16	W.....	Vashon College.....	17-5	H	500
November	21	W.....	Idaho.....	10-0	H	2,000
				43-42		5,000

1902

Coach: James Knight • **Captain:** Fred McElmon • **Record:** 5-1-0

October	18	W.....	All-Seattle.....	12-0	H	500
October	25	W.....	Oregon St.....	16-6	H	1,000
November	3	W.....	Idaho.....	10-0	A	250
November	8	W.....	Whitman.....	11-5	A	300
November	15	L.....	Multnomah A.C.....	0-7	H	500
November	27	W.....	Washington State.....	16-0	H	1,000
				65-18		3,650

1903

Coach: James Knight • **Captain:** William Spiedel • **Record:** 6-1-0

October	17	W.....	Oregon State.....	5-0	A	600
October	24	W.....	Whitman.....	35-0	H	1,500
October	30	W.....	Washington State.....	10-0	A	700
November	14	W.....	Oregon.....	6-5	H	2,000
November	20	W.....	Nevada.....	2-0	H	1,500
November	26	W.....	Idaho.....	5-0	H	2,500
December	5	L.....	Multnomah A.C.....	0-6	A	400
				63-11		9,200

1904**Coach:** James Knight • **Captain:** Fred McElmon • **Record:** 4-2-1

October	8	W.....	Whitman.....	33-0	H	2,000
October	15	L.....	Oregon State.....	5-26	H	2,000
October	22	W.....	Utah St.....	45-0	A	1,000
October	29	W.....	Washington State.....	12-6	H	1,000
November	5	W.....	Idaho.....	12-10	H	2,000
November	12	L.....	Oregon.....	0-18	A	1,500
November	24	T.....	California.....	6-6	H	3,000
						116-65 12,000

1905**Coach:** Oliver Cutts • **Captain:** Tom McDonald • **Record:** 4-2-2

October	4	W.....	USS Chicago.....	11-0	H	1,500
October	7	W.....	Whitworth.....	10-4	N	1,000
October	14	T.....	Whitman.....	6-6	H	2,000
October	21	W.....	Chemawa Indians.....	11-6	H	1,000
October	30	L.....	Idaho.....	0-8	A	1,000
November	11	W.....	Sherman Indians.....	29-0	H	2,000
November	18	T.....	Oregon.....	12-12	A	2,000
November	30	L.....	Oregon State.....	0-16	A	3,000
N-at Tacoma						79-52 13,500

1906**Coach:** Victor Place • **Captain:** Owen Crim • **Record:** 4-1-4

October	10	W.....	USS Philadelphia.....	5-0	H	500
October	13	W.....	Whitworth.....	8-0	H	1,000
October	20	W.....	Seattle H.S.....	4-0	H	500
October	20	T.....	Seattle A.C.....	10-10	H	1,000
October	27	T.....	Oregon State.....	0-0	H	2,400
November	3	T.....	Whitman.....	0-0	H	2,000
November	10	T.....	Willamette.....	0-0	H	3,000
November	20	L.....	Oregon.....	6-16	A	1,500
November	29	W.....	Idaho.....	16-9	H	3,500
						49-35 15,400

1907**Coach:** Victor Place • **Captain:** Enoch Bagshaw • **Record:** 4-4-2

October	5	T.....	Seattle H.S.....	0-0	H	2,000
October	12	W.....	Multnomah A.C.....	10-0	A	1,000
October	14	W.....	Willamette.....	21-0	A	1,000
October	19	W.....	Whitworth.....	5-0	N	350
October	26	W.....	Chemawa Indians.....	40-0	H	1,000
November	2	L.....	USS Nebraska.....	6-19	H	1,000
November	8	L.....	Whitman.....	8-12	A	400
November	16	L.....	Oregon.....	0-6	H	2,500
November	21	L.....	Washington State.....	5-11	H	3,000
November	28	T.....	*Idaho.....	0-0	H	3,000
N-at Tacoma						95-48 15,250

*Began Washington's 63 game unbeaten streak which is the longest such streak in college football history

1908**Coach:** Gil Dobie • **Captain:** Fred Tegmeier • **Record:** 6-0-1

September	26	W.....	Lincoln H.S.....	22-0	H	500
October	3	W.....	Washington H.S.....	23-5	H	500
October	17	W.....	Whitworth.....	24-4	H	2,500
October	24	W.....	Whitman.....	6-0	H	3,000
November	7	T.....	Washington State.....	6-6	H	4,000
November	14	W.....	Oregon.....	15-0	A	1,000
November	28	W.....	Oregon State.....	32-0	H	6,000
						128-15 17,500

1909**Coach:** Gil Dobie • **Captain:** Melville Mucklestone • **Record:** 7-0-0

October	9	W.....	Queen Anne H.S.....	34-0	H	1,500
October	16	W.....	USS Milwaukee.....	39-0	H	1,000
October	23	W.....	Lincoln H.S.....	20-0	H	1,500
October	30	W.....	Idaho.....	50-0	N	3,000
November	6	W.....	Whitman.....	17-0	H	3,000
November	13	W.....	Oregon State.....	18-0	A	1,000
November	25	W.....	Oregon.....	20-6	H	7,000
N-at Spokane						198-6 18,000

1910**Coach:** Gil Dobie • **Captain:** Huber Grimm • **Record:** 6-0-0

October	8	W.....	Lincoln H.S.....	20-0	H	1,500
October	15	W.....	College Puget Sound.....	51-0	H	1,500
October	22	W.....	Whitman.....	12-8	H	4,500
November	5	W.....	Idaho.....	29-0	H	1,500
November	12	W.....	Washington State.....	16-0	N	2,800
November	24	W.....	Oregon State.....	22-0	H	6,000
N-at Spokane						150-8 17,800

1911**Coach:** Gil Dobie • **Captain:** William Coyle • **Record:** 7-0-0

October	2	W.....	Lincoln H.S.....	42-0	H	1,000
October	14	W.....	Fort Worden.....	99-0	H	1,000
October	21	W.....	College Puget Sound.....	35-0	H	2,000
October	28	W.....	Idaho.....	17-0	N1	1,100
November	4	W.....	Oregon State.....	34-0	H	4,000
November	18	W.....	Oregon.....	29-3	N2	8,000
November	30	W.....	Washington State.....	30-6	H	6,000
N1-at Spokane; N2-at Portland						286-9 23,100

1912**Coach:** Gil Dobie • **Captain:** Tom Griffiths • **Record:** 7-0-0

September	28	W.....	Everett H.S.....	55-0	H	
October	12	W.....	College of Puget Sound.....	53-0	H	2,500
October	19	W.....	Bremerton Sailors.....	55-0	H	2,000
October	26	W.....	Idaho.....	24-0	H	3,000
November	9	W.....	Oregon State.....	9-3	N	3,000
November	16	W.....	Oregon.....	30-14	H	5,000
November	28	W.....	Washington State.....	19-0	H	7,000
N-at Portland						245-17 22,500

1913**Coach:** Gil Dobie • **Captain:** Herman Anderson • **Record:** 7-0-0

September	27	W.....	Everett H.S.....	26-0	H	1,500
October	11	W.....	All-Navy.....	23-7	H	1,500
October	18	W.....	Whitworth.....	100-0	H	3,000
October	25	W.....	Oregon St.....	47-0	H	6,000
November	1	W.....	Whitman.....	40-6	H	4,000
November	15	W.....	Oregon.....	10-7	N	8,000
November	27	W.....	Washington State.....	20-0	H	6,000
N-at Portland						266-20 30,000

1914**Coach:** Gil Dobie • **Captain:** Walter Schiel • **Record:** 6-0-1

September	26	W.....	Aberdeen H.S.....	33-6	H	1,500
October	3	W.....	Washington Park A.C.....	45-0	H	2,000
October	10	W.....	Rainier Valley A.C.....	81-0	H	2,000
October	24	W.....	Whitman.....	28-7	H	3,000
October	31	T.....	Oregon State.....	0-0	N	2,000
November	14	W.....	Oregon.....	10-0	H	4,000
November	26	W.....	Washington State.....	45-0	H	6,000
N-at Albany						242-13 20,500

1915**Coach:** Gil Dobie • **Captain:** Ray Hunt • **Record:** 7-0-0

October	2	W.....	Ballard Meteors.....	31-0	H	2,000
October	9	W.....	Washington Park A.C.....	64-0	H	2,000
October	23	W.....	Gonzaga.....	21-7	A	1,000
October	30	W.....	Whitman.....	27-0	H	3,000
November	6	W.....	California.....	72-0	A	2,500
November	13	W.....	California.....	13-7	H	3,500
November	25	W.....	Colorado.....	46-0	H	6,000
						274-14 20,000

1916**Coach:** Gil Dobie • **Captain:** Louis Seagraves • **Record:** 6-0-1 • **Pacific Coast Conf.:** 3-0-1 (1st)

September	30	W.....	*Ballard Meteors.....	28-0	H	2,000
October	14	W.....	Bremerton Sub.....	62-0	H	2,000
October	28	W.....	Whitman.....	37-6	H	3,000
November	4	T.....	Oregon.....	0-0	A	5,000
November	11	W.....	Oregon State.....	35-0	H	5,000
November	18	W.....	California.....	13-3	A	2,000
November	30	W.....	California.....	14-7	H	9,000
*Win # 100						189-16 28,000

1917**Coach:** Claude J. Hunt • **Captain:** Ernst Murphy • **Record:** 1-2-1 • **Pacific Coast Conf.:** 0-2-1 (5th)

October	20	W.....	Whitman.....	14-6	H	2,000
November	3	L.....	*California.....	0-27	A	1,000
November	17	T.....	Oregon State.....	0-0	H	3,000
November	29	L.....	Washington State.....	0-14	H	6,000
				14-47		12,000

*Loss ended Washington's 63-game unbeaten streak

1918***Coach:** Tony Savage • **Captain:** George Smith • **Record:** 1-1-0 • **Pacific Coast Conf.:** 1-1-0 (3rd)

November	23	W.....	Oregon State.....	6-0	H	3,000
November	30	L.....	Oregon.....	0-7	A	5,000
				6-7		8,000

*Savage took over for Claude Hunt who was fighting in World War I

1919**Coach:** Claude J. Hunt • **Captain:** Ervin Dailey • **Record:** 5-1-0 • **Pacific Coast Conf.:** 2-1-0 (1st)

October	18	W.....	USS New York.....	35-0	H	3,000
October	25	W.....	Whitman.....	120-0	H	5,000
November	1	L.....	Oregon.....	13-24	H	8,000
November	8	W.....	Pacific Fleet.....	14-0	H	2,500
November	15	W.....	Washington State.....	13-7	A	3,000
November	28	W.....	California.....	7-0	H	16,000
				202-31		37,500

1920**Coach:** Leonard Allison • **Captain:** Ted Faulk • **Record:** 1-5-0 • **Pacific Coast Conf.:** 0-3-0 (6th)

October	9	W.....	Whitman.....	33-14	H	4,916
October	16	L.....	Montana.....	14-18	H	2,400
October	22	L.....	Oregon State.....	0-3	H	7,000
November	5	L.....	Stanford.....	0-3	H	9,000
November	12	L.....	Oregon.....	0-17	A	5,000
November	27	L.....	Dartmouth.....	7-28	H	*24,500
				54-83		52,816

*The first game played in Husky Stadium

1921**Coach:** Enoch Bagshaw • **Captain:** Ray Eckmann • **Record:** 3-4-1 • **Pacific Coast Conf.:** 0-3-1 (6th)

October	1	W.....	Ninth Army Corps.....	24-7	H	2,566
October	8	W.....	Whitman.....	7-0	H	6,760
October	15	W.....	Montana.....	28-7	H	6,033
October	22	L.....	Oregon State.....	0-24	A	6,500
November	5	T.....	Stanford.....	0-0	H	12,653
November	12	L.....	California.....	3-72	A	6,000
November	24	L.....	Washington State.....	0-14	H	13,263
December	3	L.....	Penn State.....	7-21	H	13,827
				69-145		67,602

Washington changed its nickname from Sundodgers to Huskies

1922**Coach:** Enoch Bagshaw • **Captain:** Ray Eckmann • **Record:** 6-1-1 • **Pacific Coast Conf.:** 4-1-1 (3rd)

September	30	W.....	USS Idaho.....	49-0	H	8,245
October	7	W.....	Montana.....	26-0	H	9,214
October	14	W.....	Idaho.....	2-0	H	10,096
October	21	W.....	Oregon State.....	14-3	H	11,470
October	28	W.....	Washington State.....	16-13	A	8,800
November	11	L.....	California.....	7-45	H	30,075
November	18	W.....	Stanford.....	12-8	A	6,000
November	30	T.....	Oregon.....	3-3	H	12,000
				129-72		95,900

1923**Coach:** Enoch Bagshaw • **Captain:** Wayne Hall • **Record:** 10-1-1 • **Pacific Coast Conf.:** 4-1-0 (2nd)

September	29	W.....	USS Mississippi.....	33-0	H	6,000
September	29	W.....	USS New York.....	42-7	H	6,000
October	6	W.....	Willamette.....	54-0	H	4,093
October	13	W.....	Whitman.....	19-0	H	6,162
October	20	W.....	Southern California.....	22-0	H	21,500
October	27	W.....	College Puget Sound.....	24-0	A	15,000
November	3	W.....	Oregon State.....	14-0	A	12,000
November	10	W.....	Montana.....	26-14	H	15,000
November	17	L.....	California.....	0-9	A	28,000
November	24	W.....	Washington State.....	24-7	H	13,059
December	1	W.....	Oregon.....	26-7	H	12,000
				286-44		132,814

N-Rose Bowl, Pasadena, Calif.

ROSE BOWL

January	1	T.....	Navy.....	14-14	N	45,000
---------	---	--------	-----------	-------	---	--------

1924**Coach:** Enoch Bagshaw • **Captain:** Edwin Kuhn • **Record:** 8-1-1 • **Pacific Coast Conf.:** 3-1-1 (3rd)

September	27	W.....	West Seattle A.C.....	32-0	H	4,526
September	27	W.....	USS Maryland.....	33-0	H	4,526
October	4	W.....	Willamette.....	57-0	H	5,861
October	11	W.....	Whitman.....	55-0	H	6,394
October	18	W.....	Montana.....	52-7	H	9,419
October	25	W.....	Oregon State.....	6-3	H	10,264
November	1	L.....	Oregon.....	3-7	A	3,000
November	8	T.....	California.....	7-7	H	35,000
November	15	W.....	College Puget Sound.....	96-0	A	7,000
November	22	W.....	Washington State.....	14-0	H	8,978
				355-24		94,968

1925**Coach:** Enoch Bagshaw • **Captain:** Elmer Tesreau • **Record:** 10-1-1 • **Pacific Coast Conf.:** 5-0-0 (1st)

September	26	W.....	Willamette.....	108-0	H	3,500
October	3	W.....	USS Oklahoma.....	59-0	H	3,000
October	3	W.....	West Seattle A.C.....	56-0	H	3,000
October	10	W.....	Montana.....	30-10	H	20,000
October	17	T.....	Nebraska.....	6-6	A	15,000
October	24	W.....	Whitman.....	64-2	H	2,000
October	31	W.....	Washington State.....	23-0	A	2,500
November	7	W.....	Stanford.....	13-0	H	35,000
November	14	W.....	California.....	7-0	A	80,000
November	21	W.....	College Puget Sound.....	80-7	A	2,000
November	26	W.....	Oregon.....	15-14	H	20,000
				461-39		186,000

ROSE BOWL

January	1	L.....	Alabama.....	19-20	N	45,000
---------	---	--------	--------------	-------	---	--------

N-Rose Bowl, Pasadena, Calif.

1926**Coach:** Enoch Bagshaw • **Captain:** George Guttormsen • **Record:** 8-2-0 •**Pacific Coast Conf.:** 3-2-0 (5th)

September	25	W.....	USS New Mexico.....	20-0	H	2,600
October	2	W.....	Willamette.....	28-0	H	3,316
October	2	W.....	College Puget Sound.....	33-0	H	3,316
October	9	W.....	Oregon.....	23-9	N	25,000
October	16	W.....	Idaho.....	26-0	H	16,891
October	23	L.....	Washington State.....	6-9	H	24,486
October	30	W.....	Whitman.....	44-0	A	5,000
November	6	W.....	California.....	13-7	H	20,253
November	13	L.....	Stanford.....	10-29	A	40,000
November	25	W.....	Nebraska.....	10-6	H	20,469
				213-60		161,331

N-at Portland

1927**Coach:** Enoch Bagshaw • **Captain:** Earl Wilson • **Record:** 9-2-0 • **Pacific Coast Conf.:** 4-2-0 (4th)

October	1	W.....	Willamette.....	32-6	H	1,758
October	1	W.....	USS Idaho.....	27-0	H	1,758
October	7	W.....	USS Idaho.....	48-0	H	2,200
October	8	W.....	College of Puget Sound.....	40-0	A	1,500
October	15	W.....	Montana.....	32-0	A	2,500
October	22	W.....	Washington State.....	14-0	H	35,000
October	29	W.....	Whitman.....	61-7	H	4,826
November	5	L.....	Stanford.....	7-13	H	28,172
November	12	W.....	California.....	6-0	A	50,000
November	24	W.....	Oregon.....	7-0	H	17,236
December	3	L.....	Southern California.....	3-33	A	60,000
				287-59		204,950

1928

Coach: Enoch Bagshaw • **Captain:** Clarence Dicks • **Record:** 7-4-0 • **Pacific Coast Conf.:** 2-4-0 (8th)

September	29	W	Willamette	26-0	H	3,100
September	29	W	USS Tennessee	41-0	H	3,100
October	5	W	Pacific University	43-0	H	3,500
October	6	W	Whitman	7-0	H	3,103
October	13	W	Montana	25-0	H	11,058
October	20	L	Oregon	0-27	N	27,820
October	27	L	Oregon State	0-29	H	16,201
November	3	W	College of Puget Sound	40-0	A	13,000
November	10	L	California	0-6	H	20,000
November	17	L	Stanford	0-12	A	30,000
November	29	W	Washington State	6-0	H	22,437
N-at Portland						188-74 153,319

1929

Coach: Enoch Bagshaw • **Captain:** Paul Jessup • **Record:** 2-6-1 • **Pacific Coast Conf.:** 0-5-1 (10th)

September	28	W	Whitman	47-0	H	10,110
October	5	T	Montana	6-6	H	13,339
October	12	L	Southern California	0-48	H	23,582
October	19	L	Washington State	13-20	A	16,000
October	26	L	Oregon	0-14	H	13,172
November	1	W	College of Puget Sound	73-0	A	12,250
November	9	L	Stanford	0-6	H	15,474
November	16	L	California	0-7	A	50,000
November	23	L	Chicago	6-26	A	20,000
						145-127 173,927

1930

Coach: James Phelan • **Captain:** Al Holmes • **Record:** 5-4-0 • **Pacific Coast Conf.:** 3-4-0 (5th)

September	27	W	Whitman	48-0	H	10,979
October	4	W	Montana	27-0	H	20,000
October	11	W	Idaho	27-0	H	12,332
October	18	L	Oregon	0-7	N	35,266
October	25	W	California	13-0	H	25,284
November	1	W	College Puget Sound	60-0	H	5,108
November	8	L	Stanford	7-25	A	15,187
November	15	L	Washington State	0-3	H	42,000
November	27	L	Southern California	0-32	A	35,000
N-at Portland						182-67 201,156

1931

Coach: James Phelan • **Captain:** Paul Schwegler • **Record:** 5-3-1 • **Pacific Coast Conf.:** 3-3-1 (5th)

September	26	W	Utah	7-6	H	24,000
October	3	W	Montana	25-0	H	10,000
October	10	L	Oregon	0-13	H	35,000
October	17	W	Idaho	38-7	H	10,000
October	24	T	Stanford	0-0	H	18,000
October	31	W	Whitman	77-0	H	5,000
November	7	L	California	0-13	A	40,000
November	14	W	Washington State	12-0	H	20,000
December	5	L	Southern California	7-44	A	40,000
						166-83 202,000

1932

Coach: James Phelan • **Captain:** Bill O'Brien • **Record:** 6-2-2 • **Pacific Coast Conf.:** 3-3-2 (4th)

September	24	W	Gonzaga	19-7	H	11,555
October	1	W	Montana	26-13	H	8,882
October	8	T	Oregon	0-0	N	31,000
October	22	L	California	6-7	H	19,173
October	29	W	Whitman	33-7	H	4,236
November	5	W	Stanford	18-13	A	19,214
November	12	T	Washington State	0-0	H	17,333
November	24	L	Southern California	6-9	H	22,061
December	3	W	UCLA	19-0	A	21,556
December	10	W	West Seattle A.C.	66-0	H	3,236
N-at Portland						193-56 158,246

1933

Coach: James Phelan • **Captain:** Bill Smith • **Record:** 5-4-0 • **Pacific Coast Conf.:** 3-4-0 (7th)

September	23	W	Gonzaga	13-0	H	4,411
September	30	W	Idaho	32-6	H	12,318
October	14	L	Oregon	0-6	H	27,043
October	21	W	College of Puget Sound	14-6	A	2,500
October	28	W	Stanford	6-0	H	12,158
November	11	L	California	0-33	A	21,401
November	18	W	UCLA	10-0	H	14,339
November	25	L	Washington State	6-17	A	10,994
December	9	L	Southern California	7-13	A	40,000
						88-81 145,164

1934

Coach: James Phelan • **Captain:** Woodrow Ullin • **Record:** 6-1-1 • **Pacific Coast Conf.:** 5-1-1 (3rd)

September	29	W	Idaho	13-0	H	15,385
October	13	W	Oregon	16-6	N	28,663
October	27	W	*California	13-7	H	25,989
November	3	W	Oregon State	14-7	H	11,228
November	10	L	Stanford	0-24	A	38,617
November	17	W	College of Puget Sound	34-0	H	6,625
November	24	T	Washington State	0-0	H	32,876
December	1	W	Southern California	14-7	A	26,736
*Win #200; n-at Portland						104-51 186,119

1935

Coach: James Phelan • **Captain:** Dan Lazarevich • **Record:** 5-3-0
Pacific Coast Conference: 4-3-0 (6th)

September	28	W	Idaho	14-0	H	15,438
October	5	W	Santa Clara	13-6	H	19,543
October	14	W	Washington State	21-0	A	11,900
October	26	L	Stanford	0-6	H	35,098
November	2	W	Montana	33-7	H	10,573
November	9	L	California	0-14	A	48,734
November	23	L	Oregon	6-7	H	20,992
December	7	W	Southern California	6-2	A	23,191
						93-42 185,469

1936

Coach: James Phelan • **Captain:** Chuck Bond • **Record:** 7-2-1 • **Pacific Coast Conf.:** 7-0-1 (1st)

September	26	L	Minnesota	7-14	H	36,864
October	3	W	Idaho	22-0	H	10,481
October	10	W	UCLA	14-0	A	26,563
October	17	W	Oregon State	19-7	H	15,665
October	24	W	8 California	13-0	H	18,315
October	31	W	4 Oregon	7-0	N1	17,681
November	7	T	6 Stanford	14-14	A	20,676
November	14	W	10 Southern California	15 12-0	H	23,454
November	26	W	6 Washington State	20 40-0	H	40,735
						148-35 210,434

ROSE BOWL

January	1	L	5 Pittsburgh	3	0-21	N2	87,196
---------	---	---	--------------	---	------	----	--------

#6 in November 16 poll; N1-at Portland; N2-Rose Bowl, Pasadena, Calif.

1937

Coach: James Phelan • **Captain:** Frank Waskowitz • **Record:** 7-2-2 • **Pacific Coast Conf.:** 4-2-2 (3rd)

September	25	W	Iowa	14-0	H	18,533
October	2	W	Southern California	7-0	A	22,715
October	9	L	Oregon State	3-6	H	19,137
October	16	T	Washington State	7-7	A	14,581
October	23	L	Stanford	7-13	H	22,230
October	30	W	Idaho	21-7	H	14,105
November	6	T	California	1 0-0	A	18,765
November	13	W	UCLA	26-0	H	11,561
November	20	W	Oregon	14-0	H	20,539
						99-33 162,166

PINEAPPLE BOWL

January	1	W	Hawai'i	53-13	A	19,963
January	6	W	Honolulu Townies	35-6	A	6,558

#13 in November 22 poll

1938

Coach: James Phelan • **Captain:** Frank Peters • **Record:** 3-5-1 • **Pacific Coast Conf.:** 3-4-1 (6th)

September	24	L.....	Minnesota.....	0-15	A	21,798
October	1	T.....	Idaho.....	12-12	H	19,105
October	8	L.....	UCLA.....	0-13	A	23,412
October	15	L.....	Oregon State.....	6-13	H	19,966
October	22	L.....	California.....	3 7-14	H	27,889
November	5	W.....	Stanford.....	10-7	A	19,778
November	12	W.....	Southern California.....	9 7-6	H	18,939
November	19	L.....	Oregon.....	0-3	N	17,411
November	26	W.....	Washington State.....	26-0	H	25,356
N-at Portland				68-83		193,654

1939

Coach: James Phelan • **Captain:** Chuck Bechtol • **Record:** 4-5-0 • **Pacific Coast Conf.:** 4-4-0 (4th, tied)

September	30	L.....	Pittsburgh.....	6-27	H	25,000
October	7	L.....	UCLA.....	7-14	H	15,017
October	14	L.....	Washington State.....	0-6	A	18,552
October	21	L.....	Oregon State.....	7-13	H	14,000
October	28	W.....	Stanford.....	8-5	H	19,771
November	4	W.....	Montana.....	9-0	H	19,838
November	11	W.....	California.....	13-6	A	21,608
November	23	W.....	Oregon.....	20-13	H	25,000
December	2	L.....	Southern California.....	1 7-9	A	50,000
				77-93		208,786

1940

Coach: James Phelan • **Captain:** Bill Marx • **Record:** 7-2-0 • **Pacific Coast Conf.:** 7-1-0 (2nd)

September	28	L.....	Minnesota.....	14-19	A	46,000
October	5	W.....	Idaho.....	21-0	H	24,000
October	12	W.....	Oregon.....	10-0	N	31,000
October	19	W.....	16 Oregon State.....	18 19-0	H	31,000
October	26	W.....	16 California.....	7-6	H	25,000
November	9	L.....	11 Stanford.....	6 10-20	A	58,000
November	16	W.....	17 Southern California.....	14-0	H	27,000
November	23	W.....	13 UCLA.....	41-0	A	35,000
November	30	W.....	12 Washington State.....	33-9	H	25,000
#13 in October 28 poll; #10 in December 2 poll; N-at Portland				169-54		302,000

1941

Coach: James Phelan • **Captain:** None • **Record:** 5-4-0 • **Pacific Coast Conf.:** 5-3-0 (2nd, tied)

September	27	L.....	Minnesota.....	6-14	H	43,000
October	4	L.....	Oregon State.....	6-9	N	17,500
October	11	W.....	Washington State.....	23-13	A	20,000
October	18	W.....	UCLA.....	14-7	H	19,639
October	25	L.....	Stanford.....	20 7-13	H	42,000
November	1	W.....	Montana.....	21-0	H	20,000
November	8	W.....	California.....	13-6	A	45,000
November	22	L.....	Oregon.....	16-19	H	25,446
November	29	W.....	Southern California.....	14-13	A	30,000
N-at Portland				120-94		262,585

1942

Coach: Ralph Welch • **Captain:** Walt Harrison • **Record:** 4-3-3 • **Pacific Coast Conf.:** 3-3-2 (5th, tied)

September	26	W.....	College of Pacific.....	27-0	H	11,000
October	3	T.....	Southern California.....	0-0	H	26,000
October	10	W.....	Oregon.....	15-7	N1	11,000
October	17	W.....	Montana.....	35-0	H	10,000
October	24	L.....	California.....	6-19	H	28,000
October	31	W.....	Oregon State.....	13-0	H	7,000
November	7	L.....	Stanford.....	7-20	N2	23,000
November	14	T.....	Navy Pre-Flight.....	0-0	H	5,000
November	21	L.....	UCLA.....	18 10-14	A	32,000
November	28	T.....	Washington State.....	15 0-0	H	13,000
N1-at Portland; N2-at San Francisco				113-60		166,000

1943

Coach: Ralph Welch • **Captain:** Jack Tracy • **Record:** 4-1-0 • **Pacific Coast Conf.:** 0-1-0 (3rd)

September	25	W.....	Whitman.....	35-6	H	16,000
October	9	W.....	Spok. Air Comm.....	47-12	A	9,000
October	23	W.....	March Fld Flyers.....	14 27-7	H	24,000
October	30	W.....	11 Spokane Air Comd.....	41-7	H	5,000
				150-32		54,000

ROSE BOWL

January	1	L.....	12 Southern California.....	0-29	N	68,000
---------	---	--------	-----------------------------	------	---	--------

#19 in October 11 poll; #11 in November 1 poll; #12 in November 8 poll; #11 in November 15 poll; #11 in November 22 poll; N-Rose Bowl, Pasadena, Calif.

1944

Coach: Ralph Welch • **Captain:** Jim McCurdy • **Record:** 5-3-0 • **Pacific Coast Conf.:** 1-1-0 (2nd)

September	23	W.....	Willamette.....	71-0	H	6,613
September	30	W.....	Whitman.....	65-6	H	3,352
October	7	W.....	Willamette.....	40-6	A	1,492
October	14	W.....	Whitman.....	71-0	A	2,000
October	23	L.....	Southern California.....	15 7-38	A	62,865
October	28	W.....	California.....	33-7	A	18,561
November	11	L.....	4th Air Force.....	9 0-28	H	15,500
November	18	L.....	2nd Air Force.....	6-47	N	6,592
N-at Spokane				293-132		116,975

1945

Coach: Ralph Welch • **Captain:** Bill McGovern • **Record:** 6-3-0 • **Pacific Coast Conf.:** 6-3-0 (7th)

September	29	W.....	Oregon.....	20-6	H	35,000
October	6	L.....	California.....	14-27	A	35,000
October	13	W.....	Washington State.....	6-0	H	38,000
October	20	W.....	Oregon State.....	13-0	N	18,000
October	27	W.....	Southern California.....	20 13-7	H	12,600
November	3	W.....	18 Oregon.....	7-0	N	28,194
November	10	L.....	18 Oregon State.....	6-7	H	32,150
November	17	W.....	Idaho.....	12-0	H	28,750
November	24	L.....	Washington State.....	0-7	H	26,500
N-at Portland				91-54		254,194

1946

Coach: Ralph Welch • **Captain:** John Zegar • **Record:** 5-4-0 • **Pacific Coast Conf.:** 5-3-0 (4th)

September	28	L.....	St. Mary's.....	20-24	H	41,000
October	5	L.....	UCLA.....	13-39	H	41,000
October	12	W.....	Washington State.....	21-7	A	26,000
October	19	L.....	Southern California.....	0-28	A	45,000
October	26	W.....	California.....	20-6	H	38,000
November	9	W.....	Stanford.....	21-15	A	25,000
November	16	W.....	Oregon.....	16-0	H	34,000
November	23	W.....	Montana.....	21-0	H	7,000
November	30	L.....	Oregon State.....	12-21	N	28,000
				144-140		285,000

1947

Coach: Ralph Welch • Captain: Gail Bruce • Record: 3-6-0 • Pacific Coast Conference: 2-5-0 (7th, tied)

Table with columns: Result, Att., UW, Opp, Rank, FD, Rushing (Att, Yds, TD), Passing (A-C-I, Yds, TD), Tot. No., Off. Yds, Opp. FD, Rushing (Att, Yds, TD), Passing (A-C-I, Yds, TD), Tot. No., Off. Yds. Rows include games against Minnesota, Oregon State, St. Mary's, Oregon (N), Stanford, Southern California, California, UCLA, Washington State, and N-at Portland.

1948

Coach: Howard Odell • Captain: Alf Hemsted • Record: 2-7-1 • Pacific Coast Conference: 2-5-1 (7th)

Table with columns: Result, Att., UW, Opp, Rank, FD, Rushing (Att, Yds, TD), Passing (A-C-I, Yds, TD), Tot. No., Off. Yds, Opp. FD, Rushing (Att, Yds, TD), Passing (A-C-I, Yds, TD), Tot. No., Off. Yds. Rows include games against Minnesota, Oregon State (N), UCLA, Washington State, California, Stanford, Oregon, So. California, Idaho, Notre Dame, and N-at Portland.

1949

Coach: Howard Odell • Captain: Chuck Olson • Record: 3-7-0 • Pacific Coast Conference: 2-5-0 (6th, tied)

Table with columns: Result, Att., UW, Opp, Rank, FD, Rushing (Att, Yds, TD), Passing (A-C-I, Yds, TD), Tot. No., Off. Yds, Opp. FD, Rushing (Att, Yds, TD), Passing (A-C-I, Yds, TD), Tot. No., Off. Yds. Rows include games against Utah, Minnesota, Notre Dame, Oregon State, Stanford, California, Southern California, Oregon (N), UCLA, Washington State, and N-at Portland.

1950

Coach: Howard Odell • Captains: Joe Cloidt, Mike Michael • Record: 8-2-0 • Pacific Coast Conference: 6-1-0 (2nd)

Table with columns: Result, Att., UW, Opp, Rank, FD, Rushing (Att, Yds, TD), Passing (A-C-I, Yds, TD), Tot. No., Off. Yds, Opp. FD, Rushing (Att, Yds, TD), Passing (A-C-I, Yds, TD), Tot. No., Off. Yds. Rows include games against Kansas State, Minnesota, UCLA, Oregon State (N 1), Illinois, Stanford, California, Oregon, So. California, Washington St. (N2), and N1-at Portland, N2-at Spokane.

1951

Coach: Howard Odell • Captain: Ted Holzknacht • Record: 3-6-1 • Pacific Coast Conference: 1-5-1 (7th)

Table with columns: Result, Att., UW, Opp, Rank, FD, Rushing (Att, Yds, TD), Passing (A-C-I, Yds, TD), Tot. No., Off. Yds, Opp. FD, Rushing (Att, Yds, TD), Passing (A-C-I, Yds, TD), Tot. No., Off. Yds. Rows include games against Montana, Minnesota, Southern California, Oregon (N), Illinois.

N-3	Oregon State (N)	L	20-28	32,890	-	17	16	58	246	2	6-1-1	65	1	64	311	18	60	287	3	4-3-0	48	1	64	335
N-10	UCLA	L	9-13	27,950	-	19	9	50	176	1	11-3-1	63	0	61	239	6	37	65	1	13-3-1	53	1	50	118
N-17	at Stanford	W	34-13	21,000	-	-	16	59	209	3	5-5-0	141	1	64	350	20	32	112	2	39-26-1	279	0	71	391
N-24	at Washington St.	W	40-26	20,600	-	-	23	80	368	0	7-1-1	6	6	87	374	15	27	-2	0	30-19-1	232	4	57	230
N-at Portland			232-206	309,273																				

1957

Coach: Jim Owens • Captains: Whitey Core, Jim Jones • Record: 3-6-1 • Pacific Coast Conference: 3-4-0 (6th)

	Result	Att.	Rank			Rushing			Passing			Tot. No.	Off. Yds	Opp. FD	Rushing			Passing			Tot. No.	Off. Yds		
			UW	Opp	FD	Att	Yds	TD	A-C-I	Yds	TD				Att	Yds	TD	A-C-I	Yds	TD				
S-21	Colorado	T	6-6	34,684	-	-	7	41	146	0	7-2-1	63	1	48	209	14	61	238	1	8-2-0	2	0	69	240
S-28	at Minnesota	L	7-46	63,512	-	6	8	48	80	1	5-2-1	25	0	53	105	28	68	390	5	22-12-2	162	2	90	552
O-5	Ohio State	L	7-35	36,328	-	-	8	43	161	1	8-3-0	60	0	51	221	20	61	290	3	12-7-0	63	1	73	353
O-12	at UCLA	L	0-19	24,899	-	-	14	53	213	0	13-4-4	59	0	66	272	21	53	227	3	13-10-1	129	0	66	356
O-19	Stanford	L	14-21	36,036	-	-	13	53	191	1	7-2-0	33	1	60	224	15	58	235	3	14-6-0	84	0	72	319
O-26	Oregon St.	W	19-6	29,231	-	-	18	57	261	2	8-6-0	94	1	65	355	13	45	149	0	10-5-0	97	1	55	246
N-2	Southern California	L	12-19	30,172	-	-	17	60	284	1	16-4-0	35	1	76	319	18	55	200	2	11-8-1	91	1	66	291
N-9	at Oregon	W	13-6	30,010	-	-	11	60	228	2	5-1-0	2	0	65	230	15	41	105	0	21-10-3	195	1	62	300
N-16	at California	W	35-27	38,000	-	-	11	67	306	4	11-4-2	53	1	78	359	11	45	145	3	20-7-5	161	1	65	306
N-23	Washington State	L	7-27	47,352	-	-	20	68	268	1	12-3-0	37	0	80	305	20	34	120	1	34-18-0	244	2	68	364
			210-212	370,224																				

1958

Coach: Jim Owens • Captains: Game Captains • Record: 3-7-0 • Pacific Coast Conference: 1-6-0 (8th)

	Result	Att.	Rank			Rushing			Passing			Tot. No.	Off. Yds	Opp. FD	Rushing			Passing			Tot. No.	Off. Yds		
			UW	Opp	FD	Att	Yds	TD	A-C-I	Yds	TD				Att	Yds	TD	A-C-I	Yds	TD				
S-20	San Jose State	W	14-6	29,395	-	-	13	46	179	2	9-4-3	58	0	55	237	12	33	80	0	29-14-4	128	1	62	208
S-27	Minnesota	W	24-21	38,716	-	-	15	41	173	2	27-9-2	113	1	68	286	10	46	162	1	21-12-2	207	0	67	369
O-4	at Ohio State	L	7-12	79,477	-	-	14	42	174	1	31-12-3	93	0	73	267	10	60	183	2	3-2-0	13	0	63	196
O-11	at Stanford	L	12-22	26,384	-	-	11	47	168	2	13-4-2	39	0	60	207	21	45	249	2	32-16-0	129	1	77	378
O-18	UCLA	L	0-20	34,594	-	-	9	43	102	0	18-4-5	44	0	61	146	19	31	69	0	26-12-2	180	3	65	249
O-25	Oregon State (N)	L	12-14	29,514	-	-	8	40	113	1	11-4-0	53	1	51	166	18	61	266	1	9-5-0	72	1	70	338
N-1	Oregon	W	6-0	33,225	-	-	12	40	120	0	14-8-0	126	1	54	246	21	46	172	0	40-15-3	150	0	86	322
N-8	at So. California	L	6-21	33,083	-	-	9	39	114	1	20-8-3	83	0	59	197	15	55	234	2	16-6-1	57	1	71	291
N-15	California	L	7-12	30,980	-	-	13	52	195	1	8-2-1	26	0	60	221	18	58	172	2	14-11-1	135	0	72	307
N-22	at Washington St.	L	14-18	24,051	-	-	14	43	135	2	16-10-1	95	0	59	230	17	54	157	1	17-12-1	237	2	71	294
N-at Portland			102-146	359,419																				

Note: Last season of Pacific Coast Conference

1959

Coach: Jim Owens • Captains: Game Captains • Record: 10-1-0 • Athletic Association of Western Universities: 3-1-0 (1st)

	Result	Att.	Rank			Rushing			Passing			Tot. No.	Off. Yds	Opp. FD	Rushing			Passing			Tot. No.	Off. Yds		
			UW	Opp	FD	Att	Yds	TD	A-C-I	Yds	TD				Att	Yds	TD	A-C-I	Yds	TD				
S-19	at Colorado	W	21-12	27,000	-	-	13	53	172	3	7-4-1	61	0	60	233	14	41	76	2	24-15-2	167	0	65	243
S-26	Idaho	W	23-0	24,476	-	-	12	44	180	2	9-4-0	78	1	53	258	11	43	116	0	20-9-2	85	0	63	201
O-3	Utah	W	51-6	27,560	-	-	18	50	207	3	20-12-1	214	5	70	421	11	48	126	1	22-5-3	47	0	70	173
O-10	Stanford	W	10-0	36,713	-	-	17	58	268	1	7-4-0	48	0	65	316	17	27	88	0	38-15-4	203	0	65	291
O-17	Southern California	L	15-22	54,497	18	7	13	37	117	2	17-6-2	71	0	54	188	20	64	309	3	10-3-2	32	0	74	341
O-24	at Oregon	W	13-12	37,000	-	11	7	42	100	0	6-4-0	53	0	48	153	17	58	229	1	11-5-4	45	1	69	274
O-31	at UCLA	W	23-7	32,838	17	-	15	57	110	1	12-7-0	158	2	69	268	8	42	158	1	6-2-1	40	0	48	198
N-7	Oregon State	W	13-6	45,317	12	-	16	49	96	1	16-9-1	168	1	65	264	11	34	112	0	18-5-3	68	0	52	180
N-14	at California	W	20-0	38,800	13	-	18	62	299	3	10-2-1	25	0	72	324	8	45	72	0	11-2-2	17	0	56	89
N-21	Washington State	W	20-0	55,782	14	-	16	63	248	3	11-4-1	72	0	74	320	10	39	132	0	21-5-3	43	0	60	175
			209-65	379,983																				

ROSE BOWL

J-1	Wisconsin (N)	W	44-8	100,809	8	6	16	55	215	5	13-7-0	137	2	68	352	13		123	1	32-14-0	153	0		276
-----	---------------	---	------	---------	---	---	----	----	-----	---	--------	-----	---	----	-----	----	--	-----	---	---------	-----	---	--	-----

N-Rose Bowl, Pasadena, Calif.; #9 in November 23 poll; #8 in November 30 poll

1960

Coach: Jim Owens • Captains: Game Captains • Record: 10-1-0 • Athletic Association of Western Universities: 4-0-0 (1st)

	Result	Att.	Rank			Rushing			Passing			Tot. No.	Off. Yds	Opp. FD	Rushing			Passing			Tot. No.	Off. Yds		
			UW	Opp	FD	Att	Yds	TD	A-C-I	Yds	TD				Att	Yds	TD	A-C-I	Yds	TD				
S-17	College of Pacific	W	55-6	39,047	3	-	19	43	259	5	12-7-2	179	2	55	438	12	24	24	2	48-22-5	250	1	72	274
S-24	Idaho	W	41-12	35,996	3	-	25	54	320	4	13-5-1	77	1	67	397	16	30	48	0	32-18-1	214	2	62	262
O-1	Navy	L	14-15	57,379	3	17	18	58	193	1	10-4-1	82	1	68	275	11	36	69	1	22-10-2	138	1	58	207
O-8	at Stanford	W	29-10	24,032	12	-	14	45	172	1	10-5-1	132	3	55	304	12	41	117	1	28-9-2	120	0	69	237
O-15	UCLA	W	10-8	54,152	13	15	12	47	152	1	3-3-0	40	0	50	192	21	47	189	0	22-11-0	169	1	69	358
O-22	Oregon State (N1)	W	30-29	36,833	8	18	15	50	276	3	12-4-1	47	0	62	323	15	40	176	4	25-16-2	215	0	65	391
O-29	Oregon	W	7-6	55,235	9	-	18	56	158	0	20-11-2	172	0	76	330	13	35	105	0	21-9-3	176	0	56	281
N-5	at So. California	W	34-0	43,475	7	-	16	66	265	3	5-3-0	54	0	71	319	9	30	89	0	16-7-2	66	0	46	155
N-12	California	W	27-7	55,884	6	-	22	58	254	2	9-6-0	116	2	67	370	14	50	208	0	11-5-1	41	1	61	249
N-19	at Washington St.	W	8-7	28,750	5	-	10	52	137	1	12-6-2	100	0	64	237	13	30	92	0	34-15-3	188	1	64	280
			255-10																					

1961

Coach: Jim Owens • **Captains:** John Meyers, Kermit Jorgensen • **Record:** 5-4-1 • **Athletic Association of Western Universities:** 2-1-1 (2nd, tied)

Result	Att.	Rank		FW	Rushing			Passing			Tot. No.	Off. Yds	Opp. FD	Rushing			Passing			Tot. No.	Off. Yds			
		UW	Opp		Att	Yds	TD	A-C-I	Yds	TD				Att	Yds	TD	A-C-I	Yds	TD					
S-23	Purdue	L	6-13	54,752	-	-	10	46	150	0	10-4-0	46	1	56	196	20	60	251	1	11-7-2	86	0	71	337
S-30	at Illinois	W	20-7	41,319	-	-	14	61	266	2	4-0-2	0	1	65	266	13	47	99	0	21-9-3	98	1	68	197
O-7	Pittsburgh	W	22-17	54,411	-	-	17	57	219	1	14-7-2	202	2	71	421	9	45	182	2	14-3-1	53	0	59	235
O-14	at California	L	14-21	43,000	-	-	9	42	188	2	10-1-2	8	0	52	196	59	61	61	1	16-9-1	139	2	75	300
O-21	Stanford	W	13-0	52,741	-	-	14	39	119	2	7-2-3	24	0	46	143	14	39	119	0	24-9-3	98	0	63	217
O-28	at Oregon	L	6-7	32,681	-	-	15	64	194	1	11-4-0	86	0	75	280	10	41	131	0	9-4-1	53	1	50	184
N-4	Southern California	T	0-0	54,916	-	-	14	49	234	0	13-3-1	49	0	62	283	13	50	215	0	20-6-3	63	0	70	278
N-11	Oregon State	L	0-3	49,652	-	-	10	52	183	0	10-1-2	9	0	62	192	16	51	159	0	16-17-2	120	0	67	279
N-18	at UCLA	W	17-13	33,969	-	-	7	50	165	1	5-3-1	19	0	55	184	13	39	44	2	23-12-3	241	0	62	285
N-25	Washington State	W	21-17	49,676	-	-	14	61	315	1	8-3-1	70	2	69	385	13	47	136	1	16-8-1	156	1	63	292
			119-98	467,117																				

1962

Coach: Jim Owens • **Captains:** Rod Scheyer, Bob Monroe • **Record:** 7-1-2 • **Athletic Association of Western Universities:** 4-1-0 (2nd)

Result	Att.	Rank		FW	Rushing			Passing			Tot. No.	Off. Yds	Opp. FD	Rushing			Passing			Tot. No.	Off. Yds			
		UW	Opp		Att	Yds	TD	A-C-I	Yds	TD				Att	Yds	TD	A-C-I	Yds	TD					
S-22	Purdue	T	7-7	56,076	10	7	19	67	234	1	8-3-1	41	0	75	275	9	44	109	1	14-3-2	21	0	58	130
S-29	Illinois	W	28-7	53,471	-	-	17	56	232	3	6-4-1	65	1	62	297	14	55	171	1	17-4-2	64	0	72	235
O-6	Kansas State	W	41-0	50,841	8	-	18	63	262	6	12-7-0	94	0	75	356	7	37	100	0	16-5-4	63	0	53	163
O-13	Oregon State	W	14-13	30,030	7	-	17	61	255	2	8-3-0	31	0	69	286	15	39	159	0	23-10-1	144	2	62	303
O-20	at Stanford	W	14-0	30,700	9	-	11	42	148	1	5-3-0	102	1	47	250	15	56	119	0	20-10-1	139	0	76	258
O-27	Oregon	T	21-21	56,823	8	-	17	59	263	3	3-0-1	0	0	62	263	16	46	157	1	18-10-0	178	1	64	335
N-3	at So. California	L	0-14	46,456	9	3	15	52	222	0	15-4-3	24	0	67	246	20	52	247	0	13-6-0	67	1	65	314
N-10	California	W	27-0	53,824	-	-	21	76	355	4	12-5-3	64	0	88	419	10	36	49	0	25-10-6	111	0	61	160
N-17	UCLA	W	30-0	53,430	-	-	28	68	378	4	11-8-0	85	0	79	463	6	31	48	0	13-5-2	81	0	44	129
N-24	at Washington St.	W	26-21	35,494	-	-	18	54	165	1	16-6-1	136	2	70	301	18	29	15	0	33-21-2	343	3	62	358
N-at Portland			208-83	467,145																				

1963

Coach: Jim Owens • **Captains:** Dave Kopay, John Stupey • **Record:** 6-5-0 • **Athletic Association of Western Universities:** 4-1-0 (1st)

Result	Att.	Rank		FW	Rushing			Passing			Tot. No.	Off. Yds	Opp. FD	Rushing			Passing			Tot. No.	Off. Yds			
		UW	Opp		Att	Yds	TD	A-C-I	Yds	TD				Att	Yds	TD	A-C-I	Yds	TD					
S-21	at Air Force	L	7-10	23,542	10	-	17	49	151	1	8-5-1	35	0	57	186	15	43	116	1	15-11-1	115	0	58	231
S-28	at Pittsburgh	L	6-13	27,136	-	10	13	53	216	1	8-2-1	26	0	61	242	23	51	246	1	21-12-2	128	1	72	374
O-5	Iowa	L	7-17	55,942	-	-	16	60	186	1	16-7-0	83	0	76	269	11	41	136	0	19-6-1	101	1	60	237
O-12	Oregon State	W	34-7	53,827	-	-	24	66	259	2	12-9-0	180	2	78	439	14	42	139	1	20-8-0	100	0	62	239
O-19	Stanford	W	19-11	54,213	-	-	14	50	318	1	5-5-0	116	2	55	434	16	47	173	0	17-7-2	94	1	64	267
O-26	at Oregon	W	26-19	35,690	-	-	23	71	221	2	12-4-0	135	2	83	356	18	25	86	0	26-12-3	223	3	51	309
N-2	Southern California	W	22-7	55,738	-	-	17	48	142	1	15-9-0	134	1	63	276	14	40	88	1	25-13-2	159	1	65	247
N-9	at California	W	39-26	37,000	-	-	27	59	362	5	22-13-1	190	0	81	552	20	35	124	2	29-18-2	205	2	64	329
N-16	at UCLA	L	0-14	30,398	-	-	7	41	94	0	15-5-0	52	0	56	146	20	36	109	0	34-20-1	204	2	70	313
N-30	Washington State	W	16-0	57,300	-	-	18	55	231	2	10-4-1	73	0	65	304	12	37	119	0	21-10-2	67	0	58	186
			176-124	430,786																				

ROSE BOWL

J-1	Illinois (N)	L	7-17	96,957	-	3	12	38	114	1	19-8-3	66	0	57	183	22	66	291	2	15-6-0	59	0	81	350
N-Rose Bowl, Pasadena, Calif.																								

1964

Coach: Jim Owens • **Captains:** Rick Redman, Charlie Browning • **Record:** 6-4-0 • **Athletic Association of Western Universities:** 5-2-0 (3rd)

Result	Att.	Rank		FW	Rushing			Passing			Tot. No.	Off. Yds	Opp. FD	Rushing			Passing			Tot. No.	Off. Yds			
		UW	Opp		Att	Yds	TD	A-C-I	Yds	TD				Att	Yds	TD	A-C-I	Yds	TD					
S-19	Air Force	L	2-3	57,201	7	-	12	58	212	0	14-6-0	71	0	72	283	11	37	61	0	18-8-3	112	0	55	173
S-26	Baylor	W	35-14	57,302	7	-	15	51	188	0	13-9-0	95	4	64	283	16	26	-11	0	42-20-1	327	2	68	316
O-3	at Iowa	L	18-28	47,906	10	-	15	51	201	0	11-3-1	28	0	62	229	20	36	60	0	34-19-1	215	2	70	275
O-10	Oregon State (N)	L	7-9	33,853	-	-	10	41	134	0	12-7-2	50	0	52	184	14	54	162	1	16-7-0	85	0	70	247
O-17	at Stanford	W	6-0	30,468	-	-	13	74	223	1	7-2-1	28	0	81	251	8	33	101	0	16-4-2	66	0	49	167
O-24	Oregon	L	0-7	55,625	-	-	15	44	153	0	23-10-4	123	0	67	276	12	32	11	0	22-12-2	183	1	54	194
O-31	at So. California	W	14-13	47,906	-	-	15	52	167	1	13-8-5	89	1	65	256	19	40	155	0	31-16-5	191	1	71	346
N-7	California	W	21-16	55,893	-	-	17	57	298	3	2-0-1	0	0	59	298	14	31	16	0	30-20-0	184	2	61	200
N-14	UCLA	W	22-20	54,264	-	-	23	67	296	1	20-9-0	124	1	87	420	16	21	51	0	31-15-3	238	2	52	289
N-21	at Washington St.	W	14-0	33,635	-	-	18	62	196	2	16-6-0	89	0	78	285	8	36	7	0	16-9-0	95	0	52	102
N-at Portland			139-110	474,053																				

1965

Coach: Jim Owens • **Captains:** Ron Medved, Ralph Winters • **Record:** 5-5-0 • **Athletic Association of Western Universities:** 4-3-0 (4th)

Result	Att.	Rank		FW	Rushing			Passing			Tot. No.	Off. Yds	Opp. FD	Rushing			Passing			Tot. No.	Off. Yds			
		UW	Opp		Att	Yds	TD	A-C-I	Yds	TD				Att	Yds	TD	A-C-I	Yds	TD					
S-18	Idaho	W	14-9	54,682	-	-	12	46	78	0	16-11-2	141	2	62	219	12	33	95	1	28-14-2	121	0	61	216
S-25	at Baylor	L	14-17	22,000	-	-	10	42	85	0	21-9-1	108	1	63	193	19	39	117	0	35-19-1	271	2	75	388
O-2	Ohio State	L	21-23	54,132	-	-	16	48	197	3	7-4-0	56	0	55	253	16	56	160	3	13-5-1	41	0	69	201
O-9	Southern California	L	0-34	57,533	-	8	7	30	72	0	14-6-2	58	0	44	30	24	62	340	1	11-11-0	105	2	44	130
O-16	at California	L	12-16	35,000	-	-	16	48	183	0	25-11-1	155	1	73	338	16	59	249	0	2-1-1	3	1	61	252

O-23	at Oregon	W	24-20	33,437	-	-	21	68	156	0	20-11-0	230	3	86	386	17	31	119	1	27-12-2	160	2	58	279
O-30	Stanford	W	41-8	50,633	-	-	19	48	136	2	23-14-1	149	2	71	285	11	44	100	1	16-8-1	65	0	60	165
N-6	at UCLA	L	24-28	46,084	-	8	24	40	123	0	29-19-3	356	3	69	479	16	44	177	2	13-8-1	203	2	57	380
N-13	Oregon State	W	28-21	53,187	-	-	12	44	210	4	11-3-0	41	0	55	251	22	68	295	2	22-12-2	123	1	90	418
N-20	Washington State	W	27-9	57,395	-	-	18	55	226	2	18-11-0	164	2	73	390	15	32	104	0	23-16-3	166	1	55	270
				205-185			464,083																	

1966

Coach: Jim Owens • **Captains:** Tom Greenlee, Mike Ryan • **Record:** 6-4-0 • **Athletic Association of Western Universities:** 4-3-0 (4th)

			Rank	UW		Rushing			Passing			Tot	Off.	Opp	Rushing			Passing			Tot	Off		
Result	Att.	Opp	FD	Att	Yds	TD	A-C-I	Yds	TD	No.	Yds	FD	Att	Yds	TD	A-C-I	Yds	TD	No.	Yds	FD	Att	Yds	
S-17	Idaho	W	19-7	55,360	-	-	22	42	237	3	24-11-1	119	0	66	356	17	49	178	0	22-10-2	82	1	71	260
S-24	Air Force	L	0-10	56,110	-	-	6	34	91	0	20-5-3	33	0	54	124	18	53	131	0	24-14-1	170	1	77	301
O-1	at Ohio State	W	38-22	80,241	-	-	20	68	413	5	5-2-1	413	0	73	433	17	30	40	1	38-21-2	228	3	68	268
O-8	at So. California	L	14-17	55,960	-	6	15	29	54	0	33-14-4	238	2	62	292	21	61	230	1	17-12-0	133	1	73	363
O-15	California	L	20-24	54,112	-	-	21	48	150	2	20-8-4	145	1	68	295	15	50	127	1	23-10-0	119	2	73	246
O-22	Oregon	W	10-7	50,596	-	-	15	54	108	1	11-6-0	65	0	65	173	13	41	72	0	25-11-2	145	1	66	217
O-29	at Stanford	W	22-20	38,500	-	-	14	53	177	2	16-9-3	162	0	69	339	17	43	161	2	19-8-3	162	0	62	323
N-5	UCLA	W	16-3	55,536	-	3	10	39	109	1	25-6-3	82	0	64	191	16	46	180	0	24-7-2	87	0	70	267
N-12	at Oregon State	L	13-24	21,347	-	-	9	28	63	0	15-8-1	106	1	43	169	27	68	294	2	13-9-1	97	1	81	391
N-19	at Washington St.	W	19-7	33,800	-	-	15	57	212	1	12-3-0	25	0	69	237	13	48	134	1	10-4-2	52	0	58	186
				171-141			501,562																	

1967

Coach: Jim Owens • **Captains:** Mac Bledsoe, Dean Halverson, Steve Thompson • **Record:** 5-5-0 • **Athletic Association of Western Universities:** 3-4-0 (4th, tied)

			Rank	UW		Rushing			Passing			Tot	Off.	Opp	Rushing			Passing			Tot	Off		
Result	Att.	Opp	FD	Att	Yds	TD	A-C-I	Yds	TD	No.	Yds	FD	Att	Yds	TD	A-C-I	Yds	TD	No.	Yds	FD	Att	Yds	
S-16	Nebraska	L	7-17	57,481	-	-	8	37	120	1	15-5-2	69	0	52	189	19	62	209	2	26-9-0	92	0	88	301
S-23	Wisconsin	W	17-0	54,564	-	-	15	63	240	1	7-5-0	81	1	70	321	9	33	26	0	25-17-1	181	0	58	155
S-30	at Air Force	W	30-7	34,379	-	-	17	57	192	0	17-8-0	202	1	74	394	18	21	8	0	58-26-3	299	1	82	307
O-7	Oregon State	W	13-6	56,033	-	-	16	50	210	1	18-7-1	91	0	68	301	14	50	178	1	10-3-2	51	0	60	229
O-14	at Oregon	W	36-0	33,500	-	-	12	51	107	2	40-5-2	118	1	62	225	16	53	83	0	16-7-0	113	0	69	196
O-21	Southern California	L	6-23	58,754	-	1	11	45	100	0	25-5-1	101	0	70	201	16	52	278	2	19-8-1	137	1	71	415
O-28	at California	W	23-6	30,000	-	-	14	61	221	1	5-4-0	71	2	66	292	15	42	93	0	31-13-3	93	1	73	186
N-4	Stanford	L	7-14	52,048	-	-	11	57	225	1	10-1-3	6	0	67	261	15	52	186	0	20-9-1	108	2	72	294
N-11	at UCLA	L	0-48	46,368	-	4	6	42	34	0	15-4-3	59	0	57	84	21	49	206	4	24-15-1	294	3	73	500
N-25	Washington State	L	7-9	49,041	-	-	15	57	251	1	16-6-1	134	0	67	385	11	56	150	0	10-5-2	44	1	66	194
				136-130			472,168																	

1968

Coach: Jim Owens • **Captains:** Jim Cope, Al Worley • **Record:** 3-5-2 • **Athletic Association of Western Universities:** 1-5-1 (8th)

			Rank	UW		Rushing			Passing			Tot	Off.	Opp	Rushing			Passing			Tot	Off		
Result	Att.	Opp	FD	Att	Yds	TD	A-C-I	Yds	TD	No.	Yds	FD	Att	Yds	TD	A-C-I	Yds	TD	No.	Yds	FD	Att	Yds	
S-21	Rice	T	35-35	50,038	-	-	23	65	280	4	24-11-1	133	0	89	413	14	49	175	3	21-11-2	172	2	70	347
S-28	at Wisconsin	W	21-17	42,965	-	-	15	67	263	2	5-2-0	15	0	72	278	13	43	139	0	35-16-6	137	0	78	276
O-5	at Oregon State	L	21-35	30,220	-	-	17	58	246	3	15-6-2	61	0	73	307	18	59	206	4	13-8-1	145	1	72	351
O-12	Oregon	L	0-3	52,737	-	-	14	57	156	0	21-6-4	117	0	78	273	11	57	86	0	11-2-0	28	0	68	114
O-19	at So. California	L	7-14	60,990	-	1	16	58	28	1	15-3-2	49	0	73	262	17	55	188	2	16-10-2	124	0	71	312
O-26	Idaho	W	37-7	49,538	-	-	17	59	240	3	19-8-1	166	2	78	406	13	38	82	0	35-14-8	127	0	73	209
N-2	California	T	7-7	50,266	-	8	10	55	119	0	10-4-0	24	0	64	143	15	59	130	1	15-9-2	130	1	74	260
N-9	at Stanford	L	20-35	33,000	-	-	15	42	128	2	24-8-2	118	0	66	246	19	51	194	2	19-11-3	240	3	70	434
N-16	UCLA	W	6-0	52,500	-	-	16	50	241	0	20-6-0	84	1	70	325	15	55	119	0	19-7-4	95	0	74	214
N-23	Washington St. (N)	L	0-24	31,986	-	-	10	44	97	0	29-6-5	59	0	73	156	13	60	110	1	19-5-2	123	2	79	233
N-at Spokane			154-177			454,240																		

Note: Final year of Athletic Association of Western Universities

1969

Coach: Jim Owens • **Captains:** Ken Ballenger, Lee Brock • **Record:** 1-9-0 • **Pacific-8 Conference:** 1-6-0 (7th)

			Rank	UW		Rushing			Passing			Tot	Off.	Opp	Rushing			Passing			Tot	Off		
Result	Att.	Opp	FD	Att	Yds	TD	A-C-I	Yds	TD	No.	Yds	FD	Att	Yds	TD	A-C-I	Yds	TD	No.	Yds	FD	Att	Yds	
S-20	at Michigan State	L	11-27	63,022	-	12	22	73	280	2	13-3-3	51	1	86	331	17	40	133	1	30-11-3	95	0	70	228
S-27	at Michigan	L	7-45	49,684	-	20	18	51	230	0	17-5-4	66	1	68	296	34	63	362	5	23-15-0	219	2	86	581
O-4	Ohio State	L	14-41	57,150	-	1	21	64	225	2	11-7-2	103	0	75	326	26	57	319	5	29-17-2	183	0	86	502
O-11	at California	L	13-44	34,000	-	-	15	58	211	1	14-4-3	36	1	72	247	18	55	324	4	11-6-0	100	1	66	424
O-18	Oregon State	L	6-10	53,824	-	-	11	55	193	1	14-6-1	68	0	69	261	21	50	121	0	33-16-5	225	1	83	346
O-25	at Oregon	L	7-22	34,200	-	-	12	58	80	1	17-5-1	87	0	75	167	14	50	110	1	26-13-1	225	1	76	335
N-1	at UCLA	L	14-57	34,899	-	9	11	43	99	0	21-8-8	179	2	64	278	22	59	198	2	20-9-2	168	4	79	366
N-8	Stanford	L	7-21	50,976	-	14	15	59	155	1	12-3-1	37	0	71	192	20	38	127	2	36-24-1	323	1	74	450
N-15	Southern California	L	7-16	51,403	-	6	13	55	207	1	17-4-0	40	0	72	247	18	60	196	2	15-8-1	106	0	75	302
N-22	Washington State	W	30-21	55,677	-	-	17	44	249	2	9-5-1	155	2	53	404	25	62	193	2	24-15-1	220	1	86	413
				116-304			484,835																	

1970**Coach:** Jim Owens • **Captains:** Bo Cornell, Tom Faila • **Record:** 6-4-0 • **Pacific-8 Conference:** 4-3-0 (2nd, tied)

S-19	Michigan State	W	42-16	Rank			Rushing			Passing			Tot No.	Off. Yds	Opp FD	Rushing			Passing			Tot No.	Off Yds	
				Att.	UW	Opp	FD	Att	Yds	TD	A-C-I	Yds				TD	A-C-I	Yds	TD					
S-26	Michigan	L	3-17	52,240	-	-	31	46	293	2	41-19-3	305	3	87	598	18	37	60	1	40-18-4	238	0	77	298
O-3	Navy	W	56-7	56,106	-	10	12	39	20	0	33-19-3	181	0	19	181	15	49	215	2	23-7-1	67	0	72	282
O-10	California	L	28-31	55,292	-	-	17	46	218	3	17-12-1	211	4	63	429	18	48	142	1	38-13-3	96	0	86	238
O-17	at So. California	L	25-28	53,420	-	-	17	28	78	0	44-20-5	257	3	72	335	15	51	106	2	25-15-1	276	1	76	382
O-24	at Oregon St.	W	29-20	56,166	-	11	23	23	24	2	57-30-2	341	1	80	365	26	67	244	3	20-10-0	188	1	87	432
O-31	Oregon	W	25-13	48,127	-	-	25	36	32	2	50-30-6	360	1	86	392	19	57	245	2	19-9-2	74	1	76	319
N-7	at Stanford	L	22-29	58,580	-	16	22	45	160	2	42-20-1	202	1	87	362	20	39	152	1	43-8-3	221	2	82	373
N-14	UCLA	W	61-20	59,066	-	6	17	36	108	1	45-20-3	167	1	81	275	19	40	88	0	36-22-2	268	4	76	356
N-21	Washington St. (N)	W	43-25	59,208	-	17	24	35	144	1	47-24-1	409	6	82	553	22	42	64	1	42-19-4	244	2	84	308
	N-at Spokane; #20 in November 23 poll		334-216	332,000	-	-	23	40	151	3	39-19-1	286	2	79	437	25	46	152	3	48-19-4	216	1	94	368
				511,189																				

1971**Coach:** Jim Owens • **Captains:** Al Kravitz, Rick Huget, Steve Anderson, Sonny Sixkiller • **Record:** 8-3-0 • **Pacific-8 Conference:** 4-3-0 (3rd)

S-11	UC Santa Barbara	W	65-7	Rank			Rushing			Passing			Tot No.	Off. Yds	Opp FD	Rushing			Passing			Tot No.	Off Yds	
				Att.	UW	Opp	FD	Att	Yds	TD	A-C-I	Yds				TD	A-C-I	Yds	TD					
S-18	Purdue	W	38-35	56,180	-	-	26	62	253	5	13-9-0	205	3	75	458	11	33	18	0	23-7-2	84	1	56	102
S-25	Texas Christian	W	44-26	58,927	-	-	29	43	178	3	50-25-4	397	2	93	575	15	40	200	4	23-11-2	183	1	63	383
O-2	at Illinois	W	52-14	59,956	17	-	16	40	75	2	41-18-5	319	2	81	394	14	41	63	2	32-13-1	134	1	73	197
O-9	Stanford	L	6-17	48,127	15	-	17	35	103	3	32-18-1	296	3	67	399	15	51	206	0	20-6-2	61	1	71	267
O-16	at Oregon	L	21-23	60,777	11	-	11	25	13	1	46-12-4	182	0	71	169	17	54	157	1	24-9-2	141	1	78	298
O-23	Oregon State	W	38-14	44,200	18	-	21	58	203	2	31-12-3	152	1	89	355	18	36	128	2	28-12-1	167	0	64	295
O-30	at UCLA	W	23-12	60,404	-	-	24	50	183	4	39-16-1	210	1	89	393	14	42	114	1	24-9-3	183	0	66	297
N-6	at California	W	30-7	36,545	-	-	14	37	70	1	26-12-1	221	2	63	291	11	55	143	0	19-3-1	46	0	74	189
N-13	Southern California	L	12-13	36,000	20	-	15	41	106	1	25-10-2	274	2	66	380	10	36	57	1	36-14-3	149	0	72	206
N-20	Washington St.	W	28-20	59,982	19	15	13	32	88	1	37-12-3	201	1	69	289	21	58	212	1	27-13-2	129	0	85	341
				60,497	-	-	21	60	238	3	14-8-0	145	1	74	383	15	39	52	1	24-11-2	127	1	63	179
				357-182																				

#20 in November 22 poll; #20 in November 29 poll; #20 in December 6 poll; #19 in final poll

1972**Coach:** Jim Owens • **Captains:** Bill Cahill, Sonny Sixkiller • **Record:** 8-3-0 • **Pacific-8 Conference:** 4-3-0 (3rd, tied)

S-9	Pacific	W	13-6	Rank			Rushing			Passing			Tot No.	Off. Yds	Opp FD	Rushing			Passing			Tot No.	Off Yds	
				Att.	UW	Opp	FD	Att	Yds	TD	A-C-I	Yds				TD	A-C-I	Yds	TD					
S-16	Duke	W	14-6	57,500	9	-	18	41	66	1	29-19-2	240	1	70	306	7	44	102	0	13-7-0	91	0	57	193
S-23	at Purdue	W	22-21	59,200	12	-	12	41	132	1	20-9-1	140	1	61	272	15	56	130	1	20-9-2	100	0	76	230
S-30	Illinois	W	31-11	60,102	15	-	24	42	116	2	30-17-9	222	1	72	338	14	60	323	3	9-1-2	3	0	69	326
O-7	Oregon	W	23-17	60,200	14	-	17	37	73	2	32-18-4	204	1	69	277	10	44	41	0	20-7-4	112	1	64	153
O-14	at Stanford	L	0-24	61,000	11	-	16	49	152	0	27-11-0	148	3	76	300	19	34	50	1	47-21-3	229	1	81	279
O-21	at So. California	L	7-34	56,000	12	17	15	34	85	0	40-22-4	216	0	74	301	23	39	149	0	49-27-2	335	3	88	484
O-28	California	W	35-21	59,151	18	1	10	40	79	1	22-7-5	41	0	62	120	21	51	225	0	30-14-3	181	0	81	406
N-4	at Oregon St.	W	23-16	56,300	-	-	13	61	156	2	15-6-1	116	2	76	272	16	36	8	0	32-19-6	263	0	68	271
N-11	UCLA	W	30-21	31,923	-	-	20	62	191	1	28-8-2	75	2	80	286	16	46	167	2	22-13-2	140	0	68	307
N-18	at Washington St.	L	10-27	59,000	-	8	15	51	152	4	22-9-0	212	0	73	364	18	59	348	3	8-3-3	52	0	67	400
				34,100	17	20	12	30	-11	2	27-11-3	213	1	57	202	14	65	166	2	20-2-0	30	0	85	196
				208-204																				

1973**Coach:** Jim Owens • **Captains:** Joe Tabor, John Whitacre, Butch Keenan, Jim Andrienas • **Record:** 2-9-0 • **Pacific-8 Conference:** 0-7-0 (8th)

S-15	Hawai'i	L	7-10	Rank			Rushing			Passing			Tot No.	Off. Yds	Opp FD	Rushing			Passing			Tot No.	Off Yds	
				Att.	UW	Opp	FD	Att	Yds	TD	A-C-I	Yds				TD	A-C-I	Yds	TD					
S-22	at Duke	L	21-23	52,500	-	-	21	59	190	1	24-11-3	167	0	83	357	17	56	198	0	17-8-2	125	1	73	323
S-29	Syracuse	W	21-7	22,500	-	-	12	47	135	1	12-6-0	192	2	59	327	18	61	227	1	15-8-2	84	2	76	311
O-6	at California	L	49-54	54,500	-	-	9	37	185	2	10-4-1	98	0	47	283	22	51	27	1	32-16-2	187	0	83	214
O-13	Oregon State	L	7-31	28,000	-	-	26	42	105	3	49-18-3	366	5	64	342	26	57	323	5	25-16-3	302	2	82	625
O-20	Stanford	L	14-23	55,000	-	-	18	48	181	1	27-9-4	134	0	75	315	18	55	236	3	17-10-2	124	0	72	360
O-27	at Oregon	L	0-58	51,500	-	-	12	47	141	1	17-3-1	94	1	64	235	15	48	124	1	24-11-1	157	1	72	281
N-3	at UCLA	L	13-62	40,000	-	-	6	32	82	0	29-4-6	20	0	61	102	20	54	132	3	29-17-3	232	3	83	364
N-10	*Idaho	W	41-14	30,000	-	10	22	44	114	0	40-20-5	233	2	84	347	27	65	566	8	10-6-0	105	1	75	671
N-17	Southern California	L	19-42	50,000	-	-	20	46	147	3	29-18-1	251	2	75	398	17	51	180	2	22-5-2	95	0	73	295
N-24	Washington State	L	26-52	55,500	-	9	19	26	66	1	45-19-4	245	2	71	311	22	66	290	4	18-10-1	145	0	84	435
				56,500	-	-	14	25	11	0	38-16-3	354	4	63	343	24	66	284	5	19-10-1	257	2	85	541
				218-376																				

*Win #400

1974**Coach:** Jim Owens • **Captains:** Ray Pinney, Willie Hendricks, Dave Pear, Bob Martin • **Record:** 5-6-0 • **Pacific-8 Conference:** 3-4-0 (5th, tied)

S-14	Cincinnati	W	21-17	Rank			Rushing			Passing			Tot No.	Off. Yds	Opp FD	Rushing			Passing			Tot No.	Off Yds
				Att.	UW	Opp	FD	Att	Yds	TD	A-C-I	Yds				TD	A-C-I	Yds	TD				
S-21	Iowa State	W	31-28																				

O-5	at Texas	L	21-35	50,250	-	19	21	30	67	0	37-24-3	328	2	67	395	21	72	367	5	10-3-2	36	0	82	403				
O-12	at Oregon St.	L	9-23	26,951	-	-	14	52	164	1	25-8-0	87	0	77	251	13	47	154	2	23-10-0	138	1	70	29				
O-19	at Stanford	L	17-34	38,000	-	-	18	45	201	2	27-10-4	190	0	72	371	25	42	108	1	37-23-0	284	3	79	392				
O-26	Oregon	W	66-0	52,500	-	-	30	70	367	7	23-13-2	170	1	93	508	2	37	28	0	18-7-2	27	0	55	55				
N-2	UCLA	W	31-9	52,000	-	18	28	65	314	2	17-9-1	114	2	82	428	13	41	111	1	16-6-5	94	0	57	205				
N-9	California	L	26-52	54,500	-	18	22	35	167	2	34-15-2	297	2	69	445	22	41	184	5	28-16-1	316	2	69	500				
N-16	at So. California	L	11-42	52,157	-	8	16	33	99	1	25-12-2	156	0	58	255	25	67	332	4	8-7-0	91	2	75	423				
N-23	at Washington St.	W	24-17	27,800	-	-	21	64	378	3	10-5-0	78	0	74	456	24	53	201	1	21-9-2	216	1	74	417				
			272-285	502,658																								

1975

Coach: Don James • **Captains:** Ray Pinney, John Whitacre, Dan Lloyd, Al Burleson • **Record:** 6-5-0 • **Pacific-8 Conference:** 5-2-0 (3rd, tie)

	Result	Att.	Rank		UW	Rushing				Passing			Tot	Off.	Opp	Rushing				Passing			Tot	Off				
			UW	Opp		FD	Att	Yds	TD	A-C-I	Yds	TD				No.	Yds	FD	Att	Yds	TD	A-C-I			Yds	TD	No.	Yds
S-13	at Arizona State	L	12-35	50,194	-	-	2	36	87	0	27-13-0	173	1	63	260	20	70	332	5	14-8-1	90	0	84	422				
S-20	Texas	L	10-28	56,000	-	8	13	41	107	0	26-10-1	128	1	67	220	23	72	440	4	7-3-0	23	0	79	463				
S-27	Navy	W	14-13	53,000	-	-	10	49	150	1	10-2-0	48	0	59	198	20	62	267	1	14-7-3	67	1	76	334				
O-4	at Oregon	W	27-17	28,500	-	-	23	67	284	3	18-11-1	83	0	85	367	13	40	131	2	27-12-0	82	0	67	213				
O-11	at Alabama	L	0-52	58,000	-	7	10	38	118	0	25-11-2	109	0	63	227	25	65	404	5	15-6-1	92	2	80	496				
O-18	Stanford	L	21-24	45,000	-	-	14	39	78	0	37-11-2	181	0	76	259	20	55	213	2	26-8-1	65	0	81	278				
O-25	Oregon State	W	35-7	43,500	-	-	22	70	268	4	20-7-0	127	1	90	395	9	44	203	1	15-3-4	15	0	59	218				
N-1	at UCLA	W	17-13	29,158	-	13	20	57	277	1	13-6-0	69	1	70	346	22	51	229	2	17-9-2	130	0	68	359				
N-8	at California	L	24-27	43,270	-	18	17	59	202	2	7-7-0	75	3	76	266	26	42	156	0	36-24-1	380	4	78	522				
N-15	Southern California	W	8-7	53,700	-	13	9	37	93	1	23-11-1	92	0	60	185	13	62	227	1	3-1-0	9	0	65	236				
N-22	Washington State	W	28-27	57,100	-	-	9	38	73	1	25-5-1	151	2	63	224	18	76	248	3	13-3-2	26	0	89	274				
			196-250	517,422																								

1976

Coach: Don James • **Captains:** Robin Earl, Scott Phillips, Charles Jackson, Mike Baldassin • **Record:** 5-6-0 • **Pacific-8 Conference:** 3-4-0 (4th, tied)

	Result	Att.	Rank		UW	Rushing				Passing			Tot	Off.	Opp	Rushing				Passing			Tot	Off				
			UW	Opp		FD	Att	Yds	TD	A-C-I	Yds	TD				No.	Yds	FD	Att	Yds	TD	A-C-I			Yds	TD	No.	Yds
S-11	Virginia	W	38-17	40,412	-	-	26	60	397	5	16-6-2	85	0	76	482	25	43	170	1	29-15-3	146	1	72	316				
S-18	Colorado	L	7-21	43,383	-	-	19	40	135	1	28-17-1	181	0	68	287	21	63	244	3	7-5-0	60	0	70	304				
S-25	Indiana	L	13-20	40,425	-	-	16	52	233	1	18-5-0	59	0	70	292	18	57	219	3	10-4-0	27	0	67	246				
O-2	Minnesota	W	38-7	40,694	-	-	23	65	339	4	11-2-2	66	1	76	405	19	45	148	1	26-11-2	143	0	71	291				
O-9	at Oregon State	W	24-12	27,096	-	-	13	57	194	2	18-10-2	99	0	75	293	14	39	43	1	27-11-2	100	1	66	143				
O-16	at Stanford	L	28-34	36,000	-	-	21	52	209	2	28-15-1	209	2	80	413	13	37	115	3	22-14-0	270	1	59	385				
O-23	Oregon	W	14-7	43,129	-	-	17	66	349	2	5-4-0	80	0	71	429	12	34	85	0	30-15-2	171	1	64	256				
O-30	UCLA	L	21-30	47,187	-	3	15	35	111	1	27-11-0	132	1	62	243	32	77	451	4	13-7-1	69	0	90	520				
N-6	California	L	0-7	42,932	-	-	14	47	105	0	19-8-2	105	0	66	250	20	56	170	1	17-11-2	110	0	73	280				
N-13	at So. California	L	3-20	49,264	-	3	11	52	136	0	14-5-0	57	0	66	193	12	39	148	1	16-7-0	204	1	55	352				
N-20	Washington St. (N)	W	51-32	35,800	-	-	18	59	354	4	12-4-1	108	2	71	462	23	28	70	0	43-25-1	340	5	71	410				
N-at Spokane			237-207	446,322																								

1977

Coach: Don James • **Captains:** Warren Moon, Blair Bush, Mike Rohrbach, Dave Browning • **Record:** 10-2-0 • **Pacific-8 Conference:** 6-1-0 (1st)

	Result	Att.	Rank		UW	Rushing				Passing			Tot	Off.	Opp	Rushing				Passing			Tot	Off				
			UW	Opp		FD	Att	Yds	TD	A-C-I	Yds	TD				No.	Yds	FD	Att	Yds	TD	A-C-I			Yds	TD	No.	Yds
S-10	*Mississippi State	L	18-27	45,050	-	16	14	41	105	1	26-13-2	120	0	67	225	23	71	322	1	10-4-0	145	2	81	467				
S-17	San Jose State	W	24-3	36,489	-	-	22	62	318	1	15-9-0	120	1	77	438	12	33	123	0	26-12-2	82	0	59	205				
S-24	at Syracuse	L	20-22	12,839	-	-	19	40	143	1	25-16-0	257	2	65	400	16	61	276	1	6-3-0	16	0	67	292				
O-1	at Minnesota	L	17-19	31,895	-	-	13	41	133	1	16-10-1	151	1	57	284	15	57	202	1	9-6-0	83	0	66	285				
O-8	at Oregon	W	54-0	29,500	-	-	25	70	311	5	22-13-0	163	1	92	474	7	34	36	0	24-11-1	61	0	58	97				
O-15	Stanford	W	45-21	46,529	-	-	23	60	360	2	14-10-0	147	3	74	507	22	28	32	0	47-28-1	376	2	75	408				
O-22	Oregon State	W	14-6	46,677	-	-	13	52	190	1	15-7-1	92	1	67	282	9	55	112	0	17-5-1	62	0	72	174				
O-29	*at UCLA	L	12-20	38,692	-	-	15	42	141	0	26-11-1	146	0	68	287	19	61	181	2	19-7-2	122	0	80	303				
N-5	at California	W	50-31	38,812	-	-	23	67	283	5	20-11-1	207	0	87	490	22	27	66	0	54-28-4	321	3	81	387				
N-12	Southern California	W	28-10	59,501	-	14	12	48	210	3	13-7-0	63	1	69	337	16	40	143	1	29-14-3	194	0	69	337				
N-19	Washington State	W	35-15	60,964	19	-	23	57	234	2	20-13-1	171	3	77	405	18	44	141	1	38-17-2	178	1	82	319				
			317-174	446,948																								

ROSE BOWL

J-2	Michigan (N)	W	27-20	105,312	13	4	17	48	164	2	24-13-2	234	1	72	398	22	48	149	1	27-14-2	239	2	75	388
-----	--------------	---	-------	---------	----	---	----	----	-----	---	---------	-----	---	----	-----	----	----	-----	---	---------	-----	---	----	-----

N-Rose Bowl, Pasadena, Calif. ... *Forfeit-used ineligible player ... #14 in November 21 poll ... #10 in final poll

1978

Coach: Don James • **Captains:** Michael Jackson, Nesby Glasgow, Jeff Toews, Scott Greenwood • **Record:** 7-4-0 • **Pacific-8 Conference:** 6-2-0 (2nd, tied)

	Result	Att.	Rank		UW	Rushing				Passing			Tot	Off.	Opp	Rushing				Passing			Tot	Off
			UW	Opp		FD	Att	Yds	TD	A-C-I	Yds	TD				No.	Yds	FD	Att	Yds	TD	A-C-I		
S-9	UCLA	L	7-10	55,780	11	12	14	51	171	0	16-9-2	89	1	67	260	10	55	144	0	4-1-0	16	0	59	160
S-16	Kansas	W	31-2	49,624	18	-	26	63	233	3	26-17-0	152	1	89	385	9	38	72	0	25-8-1	47	0	63	119
S-23	at Indiana	L	7-14	40,244	15	-	23	44	177	0	29-17-3	225	1	73	402	12	63	238	2	3-0-1	0	0	66	238
S-30	at Oregon State	W	34-0	30,000	-	-	18	59	273	3	21-10-2	75	1	80	348									

O-28	Arizona St.	W	41-7	54,866	-	12	21	68	290	4	18-9-1	118	1	86	408	15	32	112	0	37-12-3	209	1	69	321
N-4	Arizona	W	31-21	47,587	20	-	17	47	241	3	19-10-0	93	1	66	334	17	56	228	3	17-6-1	58	0	73	286
N-11	at So. California	L	10-28	54,071	19	5	11	37	104	0	19-9-1	176	1	66	280	21	60	187	2	16-12-0	192	2	76	379
N-25	Washington State	W	38-8	35,187	-	-	22	58	332	3	9-5-2	76	2	67	408	21	37	78	0	39-19-6	247	1	76	325
N-at Spokane			270-155	536,015																				

1979

Coach: Don James • **Captains:** Phil Foreman, Doug Martin, Antowaine Richardson, Joe Steele • **Record:** 10-2-0 • **Pacific-10 Conference:** 5-2-0 (2nd)

Result	Rank			Rushing			Passing			Tot No.	Off. Yds	Opp FD	Rushing			Passing			Tot No.	Off Yds				
	Att.	UW	Opp	FD	Att	Yds	TD	A-C-I	Yds				TD	Att	Yds	TD	A-C-I	Yds			TD			
S-8	Wyoming	W	38-2	47,530	15	-	27	58	322	4	18-12-1	139	1	76	461	19	42	144	0	22-10-0	137	0	64	281
S-15	Utah	W	41-7	49,735	14	-	18	50	208	3	21-9-0	74	0	71	282	14	51	105	1	21-7-3	78	0	72	183
S-22	at Oregon	W	21-17	42,500	12	-	14	41	142	2	18-11-0	104	0	59	246	13	54	236	0	13-5-1	24	2	67	260
S-29	Fresno State	W	49-14	47,376	9	-	22	57	369	3	21-14-0	172	2	78	541	19	51	218	1	27-10-5	107	1	78	325
O-6	Oregon State	W	41-0	49,881	7	-	27	56	255	3	27-18-2	210	1	83	465	12	35	38	0	22-12-3	111	0	57	149
O-13	*at Arizona State	W	7-12	70,912	6	-	17	45	154	1	33-11-1	113	0	78	267	18	57	215	1	16-6-0	37	0	73	252
O-20	Pittsburgh	L	14-26	52,485	12	17	18	45	141	1	27-13-3	140	0	72	281	14	52	123	3	16-8-0	126	0	68	249
O-27	at UCLA	W	34-14	35,757	20	-	19	61	211	1	18-11-0	129	2	29	340	11	42	112	1	15-7-0	106	1	57	218
N-3	at California	W	28-24	25,000	16	-	16	57	182	3	12-5-0	70	0	69	252	17	31	95	1	35-21-2	322	2	66	417
N-10	Southern California	L	17-24	60,527	15	4	15	36	127	1	28-18-2	245	1	64	372	21	53	271	1	21-12-0	125	2	74	396
N-17	Washington State	W	17-7	56,110	16	-	15	41	178	1	14-8-0	83	1	55	261	19	53	178	1	14-6-0	106	0	67	284
			307-147	537,813																				

SUN BOWL

D-22	Texas (N)	W	14-7	33,412	13	11	11	42	98	1	15-7-1	67	1	57	165	16	60	199	0	15-4-1	37	1	75	236
------	-----------	---	------	--------	----	----	----	----	----	---	--------	----	---	----	-----	----	----	-----	---	--------	----	---	----	-----

*Forfeit-used ineligible player; N-Sun Bowl, El Paso, Texas; #14 in November 19 poll; #13 in November 26 poll; #11 in final poll

1980

Coach: Don James • **Captains:** Tom Flick, Randy Van Divier, Rusty Olsen, Ken Gardner • **Record:** 9-3-0 • **Pacific-10 Conference:** 6-1-0 (1st)

Result	Rank			Rushing			Passing			Tot No.	Off. Yds	Opp FD	Rushing			Passing			Tot No.	Off Yds				
	Att.	UW	Opp	FD	Att	Yds	TD	A-C-I	Yds				TD	Att	Yds	TD	A-C-I	Yds			TD			
S-13	Air Force	W	50-7	44,999	19	-	25	46	257	6	26-19-1	335	1	72	592	19	54	136	1	25-9-2	105	0	79	241
S-20	Northwestern	W	45-7	49,975	16	-	24	48	280	5	23-10-0	225	1	71	505	12	41	119	1	25-13-1	103	0	66	222
S-27	Oregon	L	10-34	56,282	13	-	9	28	87	0	26-14-2	87	0	54	174	22	59	270	2	18-12-0	151	1	77	421
O-4	at Oklahoma State	W	24-18	48,200	-	-	19	53	210	0	25-12-1	157	2	78	367	21	49	127	0	29-16-1	249	1	78	376
O-11	at Oregon State	W	41-6	33,000	-	-	22	36	229	4	30-16-1	159	1	66	388	22	56	122	1	26-18-2	206	0	82	328
O-18	at Stanford	W	27-24	60,066	-	20	21	42	189	1	33-21-1	278	2	75	467	21	34	131	1	35-19-2	275	2	69	406
O-25	Navy	L	10-24	48,841	18	-	18	35	122	0	29-19-1	228	1	64	350	24	64	292	3	15-6-1	104	0	79	396
N-1	Arizona State	W	25-0	48,691	-	-	18	54	163	1	28-12-1	162	1	82	325	11	38	76	0	35-12-1	120	0	73	196
N-8	Arizona	W	45-22	49,341	-	-	23	40	126	2	23-18-1	254	3	63	380	18	37	55	0	40-24-1	342	3	77	397
N-15	at So. California	W	20-10	55,512	-	2	16	41	97	0	30-15-0	115	1	71	212	21	54	270	0	20-8-4	134	1	74	404
N-22	Washington St. (N1)	W	30-23	34,577	16	-	27	50	135	1	32-20-2	311	3	82	446	16	45	213	2	17-8-1	149	1	62	362
			327-175	529,484																				

ROSE BOWL

J-1	Michigan (N2)	L	6-23	104,863	16	5	20	30	92	0	39-23-2	282	0	69	374	23	60	292	2	20-12-0	145	1	80	437
-----	---------------	---	------	---------	----	---	----	----	----	---	---------	-----	---	----	-----	----	----	-----	---	---------	-----	---	----	-----

N1-at Spokane; #20 in preseason poll; N2-Rose Bowl, Pasadena, Calif.; #15 in November 24 poll; #15 in December 1 poll; #16 in final poll

1981

Coach: Don James • **Captains:** James Carter, Vince Coby, Fletcher Jenkins, Mark Jerue • **Record:** 10-2-0 • **Pacific-10 Conference:** 6-2-0 (1st)

Result	Rank			Rushing			Passing			Tot No.	Off. Yds	Opp FD	Rushing			Passing			Tot No.	Off Yds				
	Att.	UW	Opp	FD	Att	Yds	TD	A-C-I	Yds				TD	Att	Yds	TD	A-C-I	Yds			TD			
S-12	Pacific	W	34-14	45,134	17	-	18	49	221	3	20-14-2	206	1	69	427	15	31	-50	0	40-26-3	252	2	71	202
S-19	Kansas State	W	20-3	52,343	15	-	15	46	123	1	24-11-1	173	1	70	296	15	49	172	0	22-6-3	115	0	71	287
S-26	at Oregon	W	17-3	40,685	16	-	13	43	129	1	17-10-0	75	0	60	204	16	41	48	0	25-14-1	129	0	66	177
O-3	Arizona State	L	7-26	50,410	12	-	9	28	52	0	20-7-1	94	1	48	146	19	60	198	1	23-13-0	183	0	83	381
O-10	at California	W	27-26	33,600	-	-	25	56	206	2	40-22-1	234	1	96	440	15	35	125	2	42-20-0	163	1	77	288
O-17	Oregon State	W	56-17	52,324	-	-	24	55	293	4	24-15-0	159	4	79	452	16	48	182	2	23-13-1	165	0	71	347
O-24	at Texas Tech	W	14-7	36,335	-	-	10	48	134	0	21-6-2	46	0	69	180	12	44	67	0	27-11-2	114	1	71	181
O-31	Stanford	W	42-31	53,504	18	-	16	48	176	4	28-14-0	144	0	76	320	27	35	150	3	51-27-1	361	2	86	511
N-7	at UCLA	L	0-31	41,818	16	-	17	47	136	0	33-13-2	96	0	80	233	13	50	152	2	18-9-2	98	2	68	250
N-14	Southern California	W	13-3	59,870	-	3	8	43	85	0	10-4-1	35	0	53	120	13	52	141	0	14-4-1	41	0	66	182
N-21	Washington State	W	23-10	60,052	17	14	22	61	280	1	18-7-0	58	1	79	338	21	50	196	1	22-12-3	168	0	72	364
			253-171	526,075																				

ROSE BOWL

J-1	Iowa (N)	W	28-0	105,611	12	13	22	51	186	4	29-15-1	142	0	80	328	14	43	180	0	21-10-3	84	0	64	264
-----	----------	---	------	---------	----	----	----	----	-----	---	---------	-----	---	----	-----	----	----	-----	---	---------	----	---	----	-----

N-Rose Bowl, Pasadena, Calif.; #15 in preseason poll; #12 in November 23 poll; #10 in final poll

1982

Coach: Don James • **Captains:** Anthony Allen, Ken Driscoll, Paul Skansi, Mark Stewart • **Record:** 10-2-0 • **Pacific-10 Conference:** 6-2-0 (2nd)

Result	Rank			Rushing			Passing			Tot No.	Off. Yds	Opp FD	Rushing			Passing			Tot No.	Off Yds				
	Att.	UW	Opp	FD	Att	Yds	TD	A-C-I	Yds				TD	Att	Yds	TD	A-C-I	Yds			TD			
S-11	Texas El-Paso	W	55-0	53,966	2	-	26	57	264	4	32-20-0	270	2	89	534	11	51	111	0	13-2-3	15	0	64	126
S-18	at Arizona	W	23-13	48,984	1	-	20	49	181	0	24-13-1	140	2	73	321	16	35	80	0	38-21-1	293	1	73	310
S-25	Oregon	W	37-21	57,059	1	-	26	56	223	3	35-22-1	193	1	91	416	13	41	162	1	20-10-2	145	2	61	307
O-2	San Diego State	W	46-25	55,528	1	-	25	43	157	0	41-26-1	303	4	84	460	17	27	112	0	52-24-2	238	3	79	350

O-9	California	W	50-7	56,911	1	-	24	64	220	3	26-19-0	225	3	90	445	10	26	67	0	33-13-3	127	1	59	194	
O-16	at Oregon State	W	34-17	38,000	1	-	27	59	214	3	34-18-1	240	1	93	454	13	39	124	0	15-11-0	166	1	54	290	
O-23	Texas Tech	W	10-3	58,458	1	-	15	53	208	1	24-6-4	60	0	77	268	10	50	94	0	15-4-2	53	0	65	147	
O-30	at Stanford	L	31-43	53,871	2	-	21	46	185	2	31-17-4	183	2	77	368	23	44	172	3	30-20-1	265	2	74	437	
N-6	UCLA	W	10-7	58,558	10	9	13	43	124	1	22-9-1	100	0	65	224	19	50	136	0	31-18-2	248	1	81	384	
N-13	at Arizona State	W	17-13	72,021	7	3	14	56	156	1	19-6-0	74	0	75	230	14	33	154	1	31-19-2	206	1	64	360	
N-20	at Washington State	L	20-24	36,571	5	-	23	42	149	1	29-19-1	241	1	71	390	19	59	242	0	14-7-2	44	2	73	286	
				333-173																					589,927

ALOHA BOWL

D-25	Maryland (N)	W	21-20	30,055	9	16	20	27	63	0	56-35-0	369	3	83	432	17	36	68	1	32-19-1	251	2	68	319
------	--------------	---	-------	--------	---	----	----	----	----	---	---------	-----	---	----	-----	----	----	----	---	---------	-----	---	----	-----

N-Aloha Stadium, Honolulu, Hawai'i; #2 in preseason poll; #13 in November 22 poll; #9 in November 29 poll; #7 in final poll

1983

Coach: Don James • **Captains:** Steve Pelluer, Rick Mallory, Stewart Hill, Dean Browning • **Record:** 8-4-0 • **Pacific-10 Conference:** 5-2-0 (2nd)

	Result	Rank			Rushing			Passing			Tot		Opp		Rushing			Passing			Tot		Off		
		Att.	UW	Opp	FD	Att	Yds	TD	A-C-I	Yds	TD	No.	Yds	FD	Att	Yds	TD	A-C-I	Yds	TD	No.	Yds			
S-10	at Northwestern	W	34-0	26,165	19	-	29	52	309	4	35-22-0	218	0	87	527	16	22	7	0	48-24-1	215	0	70	222	
S-17	Michigan	W	25-24	60,638	16	8	25	37	83	1	33-27-1	269	2	70	352	22	45	181	2	26-18-0	225	0	71	406	
S-24	at Louisiana State	L	14-40	82,390	9	-	18	25	28	2	41-27-2	312	0	66	340	27	53	218	4	27-16-0	259	1	80	477	
O-1	Navy	W	27-10	59,912	18	-	27	51	267	1	33-23-0	236	2	84	503	13	39	97	0	24-14-1	139	1	63	236	
O-8	Oregon State	W	34-7	60,354	16	-	22	62	328	3	21-13-0	147	1	83	475	13	35	48	0	36-15-2	173	1	71	221	
O-15	Stanford	W	32-15	60,270	17	-	28	61	324	3	30-18-0	141	0	91	465	14	31	137	0	33-14-0	141	2	64	278	
O-22	at Oregon	W	32-3	44,303	14	-	19	57	268	1	27-18-0	156	2	84	424	7	27	-2	0	28-8-4	114	0	55	112	
O-29	at UCLA	L	24-27	60,094	11	-	20	34	115	1	25-19-1	305	2	59	420	31	60	244	2	27-25-0	287	1	87	531	
N-5	at Arizona	W	23-22	48,808	20	-	23	44	123	0	32-22-2	217	1	76	340	22	31	108	1	46-22-2	323	1	78	431	
N-12	Southern California	W	24-0	60,690	18	-	15	48	186	1	17-9-1	105	1	65	291	14	48	89	0	22-9-2	115	0	70	204	
N-19	Washington State	L	6-17	59,220	15	-	11	27	86	0	31-19-1	142	0	58	228	16	59	224	2	10-6-1	73	0	69	297	
				275-165																					622,844

ALOHA BOWL

D-26	Penn St. (N)	L	10-13	37,212	-	-	18	33	126	0	40-19-0	153	0	73	279	15	40	95	1	34-14-1	118	0	74	213
------	--------------	---	-------	--------	---	---	----	----	-----	---	---------	-----	---	----	-----	----	----	----	---	---------	-----	---	----	-----

N-Aloha Stadium, Honolulu, Hawai'i; #18 in preseason poll

1984

Coach: Don James • **Captains:** Dan Eernisse, Danny Greene, Tim Meamber, Jim Rodgers • **Record:** 11-1-0 • **Pacific-10 Conference:** 6-1-0 (2nd)

	Result	Rank			Rushing			Passing			Tot		Opp		Rushing			Passing			Tot		Off		
		Att.	UW	Opp	FD	Att	Yds	TD	A-C-I	Yds	TD	No.	Yds	FD	Att	Yds	TD	A-C-I	Yds	TD	No.	Yds			
S-8	Northwestern	W	26-0	55,364	19	-	17	52	193	2	26-13-1	154	0	78	347	14	26	94	0	39-18-4	132	0	65	226	
S-15	at Michigan	W	20-11	103,072	16	3	13	47	111	1	16-13-0	165	1	63	276	22	42	167	0	37-17-3	183	1	79	350	
S-22	Houston	W	35-7	61,045	9	-	17	50	231	3	23-11-0	178	1	73	409	16	52	193	0	22-7-2	94	1	74	287	
S-29	Miami (Ohio)	W	53-7	56,900	6	-	32	57	350	6	22-14-1	140	0	79	490	8	43	121	1	10-3-2	7	0	53	128	
O-6	at Oregon State	W	19-7	40,000	3	-	13	49	86	0	27-11-1	159	1	76	245	15	46	23	1	34-13-1	131	0	80	154	
O-13	at Stanford	W	37-15	44,500	2	-	18	43	130	1	26-13-1	176	2	69	306	19	44	189	0	27-10-5	236	2	71	425	
O-20	Oregon	W	17-10	58,088	1	-	3	28	73	0	17-9-1	36	0	45	109	17	41	35	1	41-19-1	233	0	82	268	
O-27	Arizona	W	28-12	59,876	1	-	10	48	136	3	22-10-4	71	0	70	207	11	38	69	0	29-11-6	103	0	67	172	
N-3	California	W	44-14	59,462	1	-	21	59	358	3	20-8-0	117	3	79	475	16	31	89	1	49-20-0	190	0	80	279	
N-10	at So. California	L	7-16	71,838	1	14	14	27	85	1	42-20-2	245	0	64	330	17	54	150	1	28-13-1	161	0	82	311	
N-17	at Washington State	W	38-29	40,000	8	-	23	51	208	3	27-19-0	204	1	78	412	23	47	263	2	17-9-2	186	2	64	449	
				324-128																					650,145

ORANGE BOWL

J-1	Oklahoma (N)	W	28-17	56,294	4	2	17	43	192	1	21-9-3	119	1	64	311	17	54	162	2	21-6-1	124	2	75	286
-----	--------------	---	-------	--------	---	---	----	----	-----	---	--------	-----	---	----	-----	----	----	-----	---	--------	-----	---	----	-----

N-Orange Bowl, Miami, Fla.; #18 in preseason poll; #2 in final poll

1985

Coach: Don James • **Captains:** Joe Kelly, Vestee Jackson, Hugh Millen, Dennis Soldat • **Record:** 7-5-0 • **Pacific-10 Conference:** 5-3-0 (4th, tied)

	Result	Rank			Rushing			Passing			Tot		Opp		Rushing			Passing			Tot		Off		
		Att.	UW	Opp	FD	Att	Yds	TD	A-C-I	Yds	TD	No.	Yds	FD	Att	Yds	TD	A-C-I	Yds	TD	No.	Yds			
S-7	Oklahoma State	L	17-31	60,320	12	16	21	37	96	0	38-21-3	232	2	75	328	15	52	240	1	18-9-1	109	1	70	349	
S-14	at Brigham Young	L	3-31	65,476	-	16	21	40	166	0	42-22-2	205	0	82	371	27	33	168	4	39-24-2	292	0	72	460	
S-21	at Houston	W	29-12	20,522	-	-	21	48	181	2	28-15-0	172	0	76	353	17	46	138	0	23-8-2	101	2	69	239	
S-28	UCLA	W	21-14	60,425	-	13	16	41	108	1	27-19-0	185	1	68	263	17	42	146	0	22-14-1	157	2	64	303	
O-5	at Oregon	W	19-13	44,383	-	-	17	40	179	0	26-18-0	136	1	66	315	17	39	158	0	38-16-1	163	1	77	321	
O-12	at California	W	28-12	49,000	-	-	15	37	153	3	23-13-1	115	1	60	268	32	53	201	1	45-18-2	191	0	98	392	
O-19	Oregon State	L	20-21	58,771	-	-	22	52	206	2	31-20-4	191	0	83	397	21	30	78	1	43-26-1	298	1	73	376	
N-2	Stanford	W	34-0	58,625	-	-	18	49	214	4	24-13-1	155	0	73	369	20	33	58	0	42-25-4	192	0	75	250	
N-9	at Arizona State	L	7-36	67,474	-	-	12	26	18	0	35-21-4	205	1	61	223	19	52	208	3	22-14-1	189	1	74	397	
N-16	Southern California	W	20-17	59,417	-	-	18	37	142	0	32-19-0	197	2	69	339	23	60	202	1	17-12-1	175	1	77	377	
N-23	Washington State	L	20-21	59,887	-	-	20	46	167	1	30-15-2	200	1	76	367	20	48	258	0	17-9-1	150	3	65	408	
				218-208																					604,300

FREEDOM BOWL

D-30	Colorado (N)	W	20-17	30,961	-	-	20	43	207	2	26-15-1	141	0	69	348	15	58	190	1	10-2-0	44	1	68	234
------	--------------	---	-------	--------	---	---	----	----	-----	---	---------	-----	---	----	-----	----	----	-----	---	--------	----	---	----	-----

N-Anaheim Stadium, Anaheim, Calif.; #12 in preseason poll

1986

Coach: Don James • **Captains:** Kevin Gogan, Rod Jones, Rick Fenney, Steve Alvord, Reggie Rogers, Tim Peoples • **Record:** 8-3-1 • **Pacific-10 Conference:** 5-2-1 (2nd, tied)

		Result	Rank			Rushing			Passing			Tot No.	Off. Yds	Opp FD	Opp Rushing			Opp Passing			Opp Total Off			
			Att.	UW	Opp	FD	Att	Yds	TD	A-C-I	Yds				TD	Att	Yds	TD	A-C-I	Yds	TD	No.	Yds	
S-13	Ohio State	W	40-7	61,071	17	10	24	58	204	2	21-14-2	204	2	79	408	11	31	82	0	22-10-0	104	1	53	186
S-20	*Brigham Young	W	52-21	61,197	7	11	19	50	202	2	24-14-0	211	4	74	413	16	24	-45	0	31-18-1	270	2	55	225
S-27	at So. California	L	10-20	58,023	6	12	16	43	167	1	25-12-2	120	0	68	287	17	46	119	0	25-16-1	248	2	71	367
O-4	California	W	50-18	58,911	12	-	19	51	162	1	31-18-3	227	4	82	389	13	39	142	2	29-10-6	117	0	68	259
O-11	at Stanford	W	24-14	52,000	12	18	27	44	208	1	31-19-1	224	2	75	432	22	30	69	0	47-28-1	364	2	77	433
O-18	Bowling Green	W	48-0	57,075	9	-	17	44	137	3	25-15-2	193	2	69	330	9	34	33	0	28-8-4	67	0	62	100
O-25	Oregon	W	38-3	58,466	8	-	22	55	305	4	26-15-1	124	1	81	429	10	24	31	0	30-13-1	93	0	54	124
N-1	at Arizona State	L	21-34	71,589	6	7	19	33	112	4	41-20-2	238	0	74	350	21	61	273	2	20-10-0	167	1	81	440
N-8	at Oregon State	W	28-12	29,541	13	-	19	50	216	2	16-12-1	186	2	66	402	16	22	48	0	45-28-0	238	1	67	286
N-15	UCLA	T	17-17	59,916	10	19	17	35	118	2	35-18-2	193	0	70	311	13	49	145	1	21-8-1	96	1	70	241
N-22	at Washington State	W	44-23	40,000	12	-	21	45	248	1	20-15-0	204	4	65	452	22	40	81	3	30-16-2	240	0	70	321
			372-169	607,789																				

SUN BOWL

D-25 Alabama (N) L 6-28 48,722 12 13 16 36 62 0 43-20-2 199 0 79 261 13 41 201 2 26-15-0 188 2 67 389
N-Sun Bowl, El Paso, Texas; #16 in preseason poll; #13 in December 12 poll; #18 in final poll; *Win #500

1987

Coach: Don James • **Captains:** Chris Chandler, Darryl Franklin, Brian Habib, David Rill • **Record:** 7-4-1 • **Pacific-10 Conference:** 4-3-1 (3rd)

		Result	Rank			Rushing			Passing			Tot No.	Off. Yds	Opp FD	Opp Rushing			Opp Passing			Opp Total Off			
			Att.	UW	Opp	FD	Att	Yds	TD	A-C-I	Yds				TD	Att	Yds	TD	A-C-I	Yds	TD	No.	Yds	
S-5	Stanford	W	31-21	73,676	13	-	26	51	195	2	31-18-2	314	1	82	509	16	31	90	1	37-14-1	266	1	68	356
S-12	Purdue	W	28-10	70,492	12	-	20	39	159	0	32-13-1	200	3	71	359	14	31	39	0	44-23-4	237	0	75	276
S-19	at Texas A&M	L	12-29	58,178	10	-	12	30	53	0	31-11-1	120	0	61	173	11	48	182	0	22-13-1	83	1	70	265
S-26	Pacific	W	31-3	69,605	18	-	17	52	286	4	17-10-0	102	0	69	388	12	48	163	0	8-2-0	25	0	56	188
O-3	at Oregon	L	22-29	44,421	16	-	20	40	124	1	48-20-2	317	2	88	441	15	38	84	1	24-17-0	282	2	62	366
O-10	Arizona State	W	27-14	73,883	-	13	22	59	225	2	24-16-2	147	0	83	372	7	26	14	0	16-8-2	117	2	42	131
O-17	Southern California	L	23-37	71,678	-	-	18	32	214	3	33-15-2	181	0	65	395	25	67	319	3	17-10-1	123	2	84	442
O-31	Oregon State	W	28-12	66,392	-	-	27	61	269	3	19-12-3	179	1	80	448	14	20	-16	0	39-15-4	289	0	59	273
N-7	at Arizona	T	21-21	50,021	-	-	21	46	198	1	34-19-0	241	2	80	439	17	55	293	2	13-5-1	97	0	68	390
N-14	at UCLA	L	14-47	70,332	-	7	20	43	194	1	28-15-3	137	0	28	15	22	42	217	5	24-18-0	269	1	66	486
N-21	Washington State	W	34-19	74,038	-	-	18	44	300	0	17-9-1	119	1	61	419	27	54	272	1	36-17-1	214	0	90	486
N-Independence Stadium, Shreveport, La.			271-242	722,716																				

INDEPENDENCE BOWL

D-19 Tulane (N) W 24-12 41,683 - - 22 39 147 1 32-16-3 249 2 71 396 21 33 131 0 40-17-1 248 0 73 379

1988

Coach: Don James • **Captains:** Ricky Andrews, Darryl Hall, Aaron Jenkins, Mike Zandofsky • **Record:** 6-5-0 • **Pacific-10 Conference:** 3-5-0 (6th)

		Result	Rank			Rushing			Passing			Tot No.	Off. Yds	Opp FD	Opp Rushing			Opp Passing			Opp Total Off			
			Att.	UW	Opp	FD	Att	Yds	TD	A-C-I	Yds				TD	Att	Yds	TD	A-C-I	Yds	TD	No.	Yds	
S-10	at Purdue	W	20-6	56,125	20	-	14	52	237	0	18-5-3	57	1	70	294	15	32	107	1	40-18-3	172	0	72	279
S-17	Army	W	31-17	66,128	17	-	20	40	130	2	25-17-1	183	1	65	313	17	60	273	1	13-4-2	91	1	73	364
S-24	San Jose State	W	35-31	63,692	17	-	21	43	178	3	25-14-0	241	2	68	419	19	43	267	1	29-17-1	195	3	72	462
O-1	UCLA	L	17-24	71,224	16	2	20	39	179	1	37-19-0	163	1	76	342	23	43	197	2	26-16-1	175	1	69	372
O-8	at Arizona State	W	10-0	70,934	19	-	20	62	234	1	22-11-1	72	0	84	306	7	26	68	0	27-10-2	102	0	53	170
O-15	at So. California	L	27-28	62,974	16	3	12	25	31	1	30-19-0	280	3	55	311	17	53	128	3	22-16-0	186	1	75	314
O-22	at Oregon	L	14-17	45,978	17	-	11	36	110	2	24-10-3	138	0	60	248	14	48	144	2	25-10-1	116	0	73	260
O-29	Stanford	W	28-25	68,272	-	-	21	49	217	2	20-10-3	182	2	69	399	24	39	234	0	40-19-1	220	2	79	454
N-5	Arizona	L	13-16	65,604	-	-	13	39	184	0	28-11-0	103	1	67	287	19	55	249	1	17-4-0	59	0	72	308
N-12	California	W	28-27	58,823	-	-	19	29	86	3	42-24-1	315	0	71	401	20	53	242	1	19-13-0	116	2	72	358
N-19	at Washington State	L	31-32	40,000	-	-	19	38	183	3	32-13-0	99	0	70	282	25	63	302	3	21-9-1	148	1	84	450
			254-223	669,754																				

1989

Coach: Don James • **Captains:** Dennis Brown, Cary Conklin, Martin Harrison, Andre Riley • **Record:** 8-4-0 • **Pacific-10 Conference:** 5-3-0 (2nd, tied)

		Result	Rank			Rushing			Passing			Tot No.	Off. Yds	Opp FD	Opp Rushing			Opp Passing			Opp Total Off			
			Att.	UW	Opp	FD	Att	Yds	TD	A-C-I	Yds				TD	Att	Yds	TD	A-C-I	Yds	TD	No.	Yds	
S-9	Texas A&M	W	19-6	69,434	-	-	24	46	162	0	37-23-0	224	1	83	386	14	29	77	0	33-18-1	189	0	62	266
S-16	Purdue	W	38-9	66,392	15	-	23	46	208	2	33-16-1	234	3	79	442	17	29	39	0	40-15-1	249	1	69	288
S-23	at Arizona	L	17-20	50,935	11	23	21	28	98	1	43-27-2	354	1	71	452	20	55	212	1	12-8-0	153	1	67	365
S-30	Colorado	L	28-45	69,152	21	5	25	28	110	1	45-23-3	259	2	73	369	20	60	420	6	3-2-1	65	0	63	485
O-7	at So. California	L	16-24	58,410	-	19	12	15	19	0	42-20-2	236	1	57	255	26	49	163	2	35-23-0	284	0	84	447
O-14	Oregon	W	20-14	70,442	-	t17	15	49	167	2	25-13-1	191	1	74	358	19	34	90	0	40-21-4	250	2	74	340
O-21	at California	W	29-16	20,000	-	-	16	33	68	1	29-18-2	214	1	62	282	23	42	84	0	45-25-1	299	2	87	383
O-28	at UCLA	W	28-27	48,801	-	-	19	37	103	2	36-20-1	183	2	73	286	15	35	123	1	27-18-2	217	1	62	34
N-4	Arizona State	L	32-24	64,695	-	-	28	35	99	1	42-28-3	428	3	77	527	22	45	154	1	36-18-1	339	3	81	493
N-11	at Oregon State	W	51-14	32,147	-	-	24	49	213	5	24-16-1	180	1	73	393	15	33	20	1	42-17-2	213	1	75	233
N-18	Washington State	W	20-9	73,527	-	-	15	39	136	1	21-10-3	123	0	60	259	17	44	132	0	28-15-2	123	1	72	255
N-Anaheim Stadium, Anaheim, Calif.			264-211	623,935																				

FREEDOM BOWL

D-30 Florida (N) W 34-7 33,858 28

1990

Coach: Don James • Captains: Eric Briscoe, Dean Kirkland, Greg Lewis, Travis Richardson • Record: 10-2-0 • Pacific-10 Conference: 7-1-0 (1st)

			Rank		UW		Rushing			Passing			Tot		Off.		Opp		Opp Rushing			Opp Passing			Opp Total Off	
		Result	Att.	Opp	FD	Att	Yds	TD	A-C-I	Yds	TD	No.	Yds	FD	Att	Yds	TD	A-C-I	Yds	TD	No.	Yds				
S-8	San Jose State	W	20-17	66,337	20	-	15	42	235	0	27-7-1	66	1	69	301	20	36	42	1	47-26-1	301	1	83	343		
S-15	at Purdue	W	20-14	33,113	22	-	17	51	197	1	24-11-1	150	1	75	347	14	25	0	0	35-16-0	237	0	60	237		
S-22	Southern California	W	31-0	72,617	21	5	23	50	213	3	23-12-1	197	1	73	410	7	25	28	0	25-11-3	135	0	50	163		
S-29	at Colorado	L	14-20	52,868	12	20	17	32	122	1	34-16-3	190	1	66	312	22	56	183	2	15-8-1	179	0	71	362		
O-6	at Arizona State	W	42-14	62,738	17	-	29	60	329	5	22-14-0	166	0	82	495	8	22	25	0	25-9-4	147	1	71	172		
O-13	Oregon	W	38-17	73,498	17	19	20	45	278	4	22-11-0	193	1	67	471	19	35	7	1	45-22-2	302	1	80	309		
O-20	at Stanford	W	52-16	36,500	13	-	12	18	123	4	13-8-0	114	2	31	237	9	19	4	1	19-12-1	99	0	38	103		
O-27	California	W	46-7	71,427	7	-	26	54	396	4	23-12-0	201	2	77	597	12	38	134	1	27-11-3	172	0	65	306		
N-3	Arizona	W	54-10	70,111	7	23	22	46	260	4	18-11-0	169	2	64	429	15	48	94	1	20-10-0	178	0	68	272		
N-10	UCLA	L	22-25	71,925	2	-	13	38	146	2	34-10-2	137	1	72	283	19	34	155	1	41-23-1	239	2	75	394		
N-17	at Washington St.	W	55-10	37,600	10	-	20	61	277	4	15-8-0	138	3	76	415	23	28	-11	1	45-19-3	295	0	73	284		
			394-150	648,734																						

ROSE BOWL

J-1	Iowa (N)	W	46-34	101,273	8	17	19	40	222	2	25-14-2	163	2	65	385	19	39	139	4	37-17-4	315	1	76	454
-----	----------	---	-------	---------	---	----	----	----	-----	---	---------	-----	---	----	-----	----	----	-----	---	---------	-----	---	----	-----

N-Rose Bowl, Pasadena, Calif.; #20 in preseason poll; #9 in 12th poll; #9 in 13th poll; #5 in final poll

1991

Coach: Don James • Captains: Mario Bailey, Brett Collins, Ed Cunningham, Donald Jones • Record: 12-0-0 • Pacific-10 Conference: 8-0-0 (1st)

			Rank		UW		Rushing			Passing			Tot		Off.		Opp		Opp Rushing			Opp Passing			Opp Total Off	
		Result	Att.	Opp	FD	Att	Yds	TD	A-C-I	Yds	TD	No.	Yds	FD	Att	Yds	TD	A-C-I	Yds	TD	No.	Yds				
S-7	at Stanford	W	42-7	45,273	4	-	24	47	154	4	34-23-1	261	2	81	415	17	31	28	1	46-20-3	210	0	77	238		
S-21	at Nebraska	W	36-21	76,304	4	9	31	47	335	4	40-23-2	283	1	87	618	15	36	135	2	29-12-2	173	1	65	308		
S-28	Kansas State	W	56-3	71,638	4	-	23	41	238	4	22-14-1	240	3	63	478	15	30	-17	0	32-21-4	270	0	62	253		
O-5	Arizona	W	54-0	72,495	3	-	25	56	280	5	22-10-0	165	2	78	445	9	39	30	0	17-8-2	112	0	56	142		
O-12	Toledo	W	48-0	72,266	3	-	21	49	259	3	28-17-2	289	4	77	548	8	32	48	0	30-12-1	112	0	62	160		
O-19	at California	W	24-17	74,500	3	7	21	43	252	2	34-15-1	189	1	77	441	15	36	114	1	41-18-2	215	1	77	329		
O-26	Oregon	W	29-7	72,318	3	-	27	49	193	0	38-25-2	274	3	87	467	8	27	65	1	21-8-3	64	0	48	129		
N-2	Arizona State	W	44-16	72,405	3	-	23	51	177	3	37-25-0	312	2	88	489	17	30	78	1	42-19-1	153	1	72	231		
N-9	at So. California	W	14-3	59,320	2	-	18	48	237	2	25-14-2	119	0	73	356	17	36	78	0	36-17-1	227	0	72	305		
N-16	at Oregon State	W	58-6	31,588	3	-	28	49	232	4	27-19-0	242	4	76	474	6	51	83	0	4-0-0	0	0	55	83		
N-23	Washington State	W	56-21	72,581	2	-	25	44	194	3	30-18-1	266	4	74	460	22	42	96	0	42-21-2	334	3	84	430		
			461-101	627,670																						

ROSE BOWL

J-1	Michigan (N)	W	34-14	103,566	2	4	19	43	123	1	42-25-2	281	3	85	404	10	33	72	1	28-14-1	133	1	61	205
-----	--------------	---	-------	---------	---	---	----	----	-----	---	---------	-----	---	----	-----	----	----	----	---	---------	-----	---	----	-----

N-Rose Bowl, Pasadena, Calif.; #2 in 13th poll; #2 in final poll (#1 in final USA Today/Coaches poll)

1992

Coach: Don James • Captains: Mark Brunell, Dave Hoffmann, Lincoln Kennedy, Shane Pahukoa • Record: 9-3-0 • Pacific-10 Conference: 6-2-0 (1st)

			Rank		UW		Rushing			Passing			Tot		Off.		Opp		Opp Rushing			Opp Passing			Opp Total Off	
		Result	Att.	Opp	FD	Att	Yds	TD	A-C-I	Yds	TD	No.	Yds	FD	Att	Yds	TD	A-C-I	Yds	TD	No.	Yds				
S-5	at Arizona State	W	31-7	53,782	2	-	20	30	236	3	43-27-0	224	1	73	460	13	45	275	1	18-8-2	69	0	63	344		
S-12	Wisconsin	W	27-10	72,800	2	-	26	46	174	2	47-28-1	281	1	93	455	9	29	90	0	25-8-0	128	1	54	218		
S-19	Nebraska	W	29-14	73,333	2	12	15	48	153	2	22-13-0	182	1	70	335	11	40	176	2	21-11-2	133	0	61	309		
O-3	Southern California	W	17-10	73,275	1	20	14	33	92	0	35-18-1	179	2	68	271	16	41	89	0	28-13-3	243	1	69	332		
O-10	California	W	35-16	73,504	1	24	20	46	267	4	23-7-0	119	0	69	386	18	36	117	0	38-22-0	268	2	74	385		
O-17	at Oregon	W	24-3	47,612	1	-	19	48	166	2	23-12-0	177	1	71	343	17	33	66	0	35-16-2	202	0	68	268		
O-24	Pacific	W	31-7	70,618	1	-	21	52	299	4	22-13-1	112	0	74	411	18	34	72	0	35-16-1	243	1	69	315		
O-31	Stanford	W	41-7	70,821	2	15	22	48	275	3	24-14-2	192	2	72	467	15	40	42	0	29-13-1	210	1	69	252		
N-7	at Arizona	L	3-16	58,510	1	12	14	30	90	0	42-25-1	243	0	72	333	12	54	197	1	12-5-0	54	0	66	251		
N-14	Oregon State	W	45-16	70,419	6	-	25	45	245	3	24-17-1	294	3	69	539	14	58	251	2	6-1-1	9	0	64	260		
N-21	at Washington State	L	23-42	37,600	5	25	17	52	142	3	26-11-0	122	0	78	264	21	39	217	3	30-18-0	259	3	69	476		
			306-148	702,274																						

ROSE BOWL

J-1	Michigan (N)	L	31-38	94,236	9	7	19	43	105	2	31-18-0	308	2	74	413	16	36	308	3	30-17-0	175	0	66	483
-----	--------------	---	-------	--------	---	---	----	----	-----	---	---------	-----	---	----	-----	----	----	-----	---	---------	-----	---	----	-----

N-Rose Bowl, Pasadena, Calif.; #2 in preseason poll; #2 in 4th poll; #11 in 13th poll; #10 in 14th poll; #11 in final poll

1993

Coach: Jim Lambright • Captains: Matt Jones, Jim Nevelle, Andy Mason, Jamal Fountaine • Record: 7-4-0 • Pacific-10 Conference: 5-3-0 (Ineligible)

			Rank		UW		Rushing			Passing			Tot		Off.		Opp		Opp Rushing			Opp Passing			Opp Total Off	
		Result	Att.	Opp	FD	Att	Yds	TD	A-C-I	Yds	TD	No.	Yds	FD	Att	Yds	TD	A-C-I	Yds	TD	No.	Yds				
S-4	Stanford	W	31-14	71,893	12	15	24	52	315	1	28-16-0	185	3	80	500	18	34	35	1	38-21-2	239	1	72	274		
S-11	at Ohio State	L	12-21	94,109	12	16	13	36	85	0	35-19-1	192	1	71	277	21	47	183	2	21-6-1	142	1	68	325		
S-25	East Carolina	W	35-0	72,108	16	-	21	49	175	3	28-14-1	113	0	77	288	10	35	4	0	23-12-3	99	0	58	103		
O-2	San Jose State	W	52-17	67,976	15	-	26	55	268	4	21-18-0	288	3	76	556	16	33	78	0	37-14-3	232	2	70	310		
O-9	at California	W	24-23	55,000	13	16	21	38	102	1	35-22-4	237	2	73	339	18	42	81	0	30-23-1	264	2	72	345		
O-16	at UCLA	L	25-39	40,830	12	22	16	44	133	2	36-17-3	172	1	80	305	17	36	116	0	35-22-2	294	2	71	410		
O-23	Oregon	W	21-6	72,534	22	-	17	51	290	3	26-14-2	109	0	77	399	17	32	96	0	32-18-6	198	0	64	294		
O-30	at Arizona State	L	17-32	48,116	19	-	14	33	111	2	41-21-2	225	2	74	336	20	54	254	2	16-7-1	151	1	70	405		
N-6	at Oregon State	W	28-21	33,944	-	-	16	40	151	3	22-8-0	119	0	62	270	16	58	258	3	11-3-1	42	1	69	300		
N-13	Southern California	L	17-22	72,202	25	-	20	39	202	2	33-14-1	187	0	72	389	25	38	182	2	37-24-0	252	1	75	434		
N-20	Washington State	W	26-3	72,688	-	-	21	60	302	2	16-5-1	56	0	76	358	16	33	35	0	37-14-2	206	0	70	241		
			#12 in preseason poll	288-198	701,400																					

1994

Coach: Jim Lambright • **Captains:** David Killpatrick, Donovan Schmidt, Mark Bruener, Napoleon Kaufman • **Record:** 7-4-0 • **Pacific-10 Conference:** 4-4-0 (Ineligible)

	Result	Att.	Rank		Rushing			Passing			Tot. No.	Off. Yds	Opp. FD	Opp. Rushing		Opp. Passing			Opp. Total Off					
			UW	Opp	FD	Att	Yds	TD	A-C-I	Yds				TD	Att	Yds	TD	A-C-I	Yds	TD	No.	Yds		
S-3	at So. California	L	17-24	54,538	23	17	20	46	164	1	25-12-3	197	1	71	361	17	47	165	2	23-18-1	129	1	70	294
S-10	Ohio State	W	25-16	70,861	-	16	19	50	244	2	20-12-0	134	1	70	378	22	34	94	1	38-19-1	288	1	72	382
S-24	at Miami	W	38-20	62,663	19	5	16	45	121	2	26-14-2	217	1	71	338	21	23	108	0	43-20-2	261	1	66	369
O-1	UCLA	W	37-10	71,851	12	-	24	60	275	1	22-10-2	159	2	82	434	17	32	113	0	33-15-0	207	1	65	320
O-8	San Jose State	W	34-20	69,448	12	-	26	53	336	4	25-17-0	152	1	78	488	16	28	79	1	39-15-1	226	1	67	305
O-15	Arizona State	W	35-14	69,335	9	-	25	37	131	1	33-20-1	268	3	70	399	19	46	124	1	25-13-3	174	1	71	298
O-22	at Oregon	L	20-31	44,134	9	-	18	35	133	1	39-20-2	254	1	74	387	11	35	79	3	20-10-0	123	0	55	202
O-29	Oregon State	W	24-10	70,071	15	-	16	39	140	1	17-10-0	151	2	56	291	16	62	208	1	5-2-0	23	0	67	231
N-5	at Stanford	L	28-46	44,200	12	-	14	23	183	3	22-13-0	111	0	45	294	14	20	63	4	18-13-1	189	2	38	252
N-12	California	W	31-19	69,618	22	-	22	36	240	0	36-22-1	171	1	72	411	30	53	262	0	27-15-2	220	2	80	482
N-19	at Washington State	L	6-23	37,600	18	-	15	36	134	1	26-12-1	145	0	62	279	24	31	80	3	44-33-2	389	0	75	469
#23 in preseason poll			295-233	664,319																				

1995

Coach: Jim Lambright • **Captains:** Ernie Conwell, Deke Devers, Stephen Hoffmann, Richard Thomas • **Record:** 7-4-1 • **Pacific-10 Conference:** 6-1-1 (1st, tied)

	Result	Att.	Rank		Rushing			Passing			Tot. No.	Off. Yds	Opp. FD	Opp. Rushing		Opp. Passing			Opp. Total Off					
			UW	Opp	FD	Att	Yds	TD	A-C-I	Yds				TD	Att	Yds	TD	A-C-I	Yds	TD	No.	Yds		
S-2	Arizona State	W	23-20	73,129	22	-	21	46	199	1	28-15-0	269	2	74	468	17	39	66	0	32-19-0	264	2	71	330
S-16	at Ohio State	L	20-30	94,104	18	10	17	29	178	1	29-20-1	223	2	58	401	26	52	259	2	26-18-1	192	2	78	451
S-23	Army	W	21-13	+76,125	22	-	16	33	112	2	21-14-1	245	1	54	357	18	61	282	1	9-7-0	66	0	70	348
S-30	at Oregon State	W	26-16	32,989	18	-	19	52	204	2	23-12-0	165	1	75	369	23	54	348	2	16-7-2	140	0	70	488
O-7	Notre Dame	L	21-29	74,023	15	23	19	41	195	2	13-10-1	109	1	54	304	16	50	212	0	28-12-1	197	2	78	409
O-14	at Stanford	W	38-28	45,210	24	16	24	44	240	0	30-20-0	295	1	74	535	23	34	117	0	35-22-2	348	3	69	465
O-21	at Arizona	W	31-17	58,471	20	-	13	42	84	1	27-17-0	147	2	69	231	19	29	28	0	51-23-3	310	2	80	338
O-28	USC	T	21-21	74,421	17	13	19	47	203	2	25-17-0	209	0	72	412	17	23	50	1	44-26-1	308	2	67	358
N-4	Oregon	L	22-24	74,054	15	19	18	24	16	2	36-21-1	327	1	60	343	21	38	77	1	37-22-2	282	0	75	359
N-11	at UCLA	W	38-14	50,104	22	-	22	46	156	4	32-23-0	285	1	78	441	14	26	68	0	40-19-4	196	1	66	264
N-18	Washington State	W	33-30	74,144	22	-	20	34	222	3	35-20-2	276	1	69	498	20	40	120	3	33-22-0	291	1	73	411
			294-242	726,774																				

SUN BOWL

D-29	Iowa (N)	L	18-38	49,116	20	-	14	29	96		37-9-0	250		66	346	18	50	286		26-11-2	135		76	421
------	----------	---	-------	--------	----	---	----	----	----	--	--------	-----	--	----	-----	----	----	-----	--	---------	-----	--	----	-----

N - Sun Bowl, El Paso, Texas; + Largest crowd in Husky Stadium history; #24 in preseason poll

1996

Coach: Jim Lambright • **Captains:** John Fiala, Ink Aleaga, Bob Sapp, Dave Janoski • **Record:** 9-3 • **Pacific-10 Conference:** 7-1 (2nd)

	Result	Att.	Rank		Rushing			Passing			Tot. No.	Off. Yds	Opp. FD	Opp. Rushing		Opp. Passing			Opp. Total Off					
			UW	Opp	FD	Att	Yds	TD	A-C-I	Yds				TD	Att	Yds	TD	A-C-I	Yds	TD	No.	Yds		
S-7	at Arizona State	L	42-45	73,379	-	20	15	36	127	3	28-14-0	239	2	64	366	19	46	208	2	30-16-1	186	3	76	394
S-14	Brigham Young	W	29-17	71,165	-	14	22	46	264	3	28-17-1	181	1	74	445	16	27	14	0	35-23-0	279	2	62	293
S-21	Arizona	W	31-17	73,414	24	-	23	47	166	0	31-20-1	311	3	78	477	20	33	106	0	29-16-3	228	2	62	334
O-5	Stanford	W	27-6	71,488	18	-	22	49	152	1	30-13-1	220	2	79	372	10	32	59	0	25-14-1	177	0	57	236
O-12	at Notre Dame	L	20-54	59,075	16	11	16	42	111	3	35-12-2	146	0	77	257	31	58	397	3	16-11-0	253	4	74	650
O-19	UCLA	W	41-21	70,444	25	-	20	52	155	6	17-10-0	153	0	69	308	16	24	12	3	38-19-1	275	0	62	287
O-26	at Oregon	W	33-14	46,226	23	-	22	54	315	3	21-13-0	188	1	75	503	23	32	103	0	41-19-2	276	1	73	379
N-2	at USC	W	21-10	60,039	21	-	16	48	161	2	29-12-1	133	1	77	294	11	30	-14	0	29-13-0	138	1	59	124
N-9	Oregon State	W	42-3	71,072	19	-	20	46	185	2	28-15-0	229	4	74	414	11	47	167	0	13-5-0	60	0	60	227
N-16	San Jose State	W	53-10	70,063	15	-	31	62	559	5	19-7-0	175	1	81	734	16	29	46	1	36-16-2	273	0	65	319
N-23	at Wash. St. (ot)	W	31-24	37,600	12	-	20	56	213	3	24-12-0	144	1	80	357	16	31	35	2	34-14-0	251	1	65	286
N - Qualcomm Stadium, San Diego, Calif.			370-221	703,965																				

HOLIDAY BOWL

D-30	Colorado (N)	L	21-33	54,749	13	8	18	37	138		37-21-1	203		74	341	24	30	43		45-25-0	371		75	414
------	--------------	---	-------	--------	----	---	----	----	-----	--	---------	-----	--	----	-----	----	----	----	--	---------	-----	--	----	-----

1997

Coach: Jim Lambright • **Captains:** Jerry Jensen, Rashaan Shehee, Jerome Pathon, Tony Parrish • **Record:** 8-4 • **Pacific-10 Conference:** 5-3 (4th)

	Result	Att.	Rank		Rushing			Passing			Tot. No.	Off. Yds	Opp. FD	Opp. Rushing		Opp. Passing			Opp. Total Off					
			UW	Opp	FD	Att	Yds	TD	A-C-I	Yds				TD	Att	Yds	TD	A-C-I	Yds	TD	No.	Yds		
S-6	at Brigham Young	W	42-20	65,978	4	19	19	40	289	3	24-19-0	288	3	64	577	14	25	2	1	33-20-0	306	2	58	308
S-13	San Diego State	W	36-3	71,081	3	-	20	34	153	0	27-17-0	314	4	61	467	10	26	-7	0	28-16-2	203	0	54	196
S-20	Nebraska	L	14-27	74,023	2	7	14	28	43	0	30-16-0	299	2	58	342	23	66	384	3	15-8-0	88	0	81	472
O-4	Arizona State	W	26-14	74,986	10	25	18	51	240	2	19-8-1	150	2	70	390	15	39	51	1	30-13-1	180	1	69	231
O-11	at California	W	30-3	48,000	10	-	17	41	147	2	26-14-0	189	2	67	336	21	38	142	0	40-19-1	202	0	78	344
O-18	at Arizona	W	58-28	50,585	10	-	19	43	254	3	27-14-0	218	3	70	472	26	38	97	3	47-22-2	348	1	85	445
O-25	at Oregon State	W	45-17	28,067	7	-	28	51	264	3	27-18-1	246	0	78	510	12	28	48	0	33-15-2	162	2	61	210
N-1	USC	W	27-0	73,401	7	-	16	37	31	1	25-19-1	271	2	62	302	12	35	71	0	26-10-2	86	0	61	157
N-8	Oregon	L	28-31	73,775	6	-	18	35	152	2	30-15-1	261	1	65	413	18	45	112	1	25-15-0	193	3	70	305
N-15	at UCLA	L	28-52	85,697	13	9	20	40	245	3	24-16-0	320	1	64	565	20	30	100	4	37-25-2	271	3	67	371
N-22	Washington State	L	35-41	74,268	17	11	21	25	101															

1998

Coach: Jim Lambright • Captains: Lester Towns, Brock Huard, Nigel Burton, Reggie Davis • Record: 6-6 • Pacific-10 Conference: 4-4 (5th)

Table with columns: Result, Rank, Att., UW, Opp, FD, Rushing (Att, Yds, TD), Passing (A-C-I, Yds, TD), Tot. No., Off. Yds, Opp FD, Opp Rushing (Att, Yds, TD), Opp Passing (A-C-I, Yds, TD), Opp Total Off (No., Yds). Rows include games at Arizona State, BYU, Nebraska, Arizona, Utah State, California, Oregon State, USC, Oregon, UCLA, and Washington St.

OAHU BOWL

Table with columns: Result, Rank, Att., UW, Opp, FD, Rushing (Att, Yds, TD), Passing (A-C-I, Yds, TD), Tot. No., Off. Yds, Opp FD, Opp Rushing (Att, Yds, TD), Opp Passing (A-C-I, Yds, TD), Opp Total Off (No., Yds). Row: D-25 Air Force (N).

1999

Coach: Rick Neuheisel • Captains: Lester Towns, Jabari Issa, Marques Tuiasosopo • Record: 7-5 • Pacific-10 Conference: 6-2 (2nd)

Table with columns: Result, Rank, Att., UW, Opp, FD, Rushing (Att, Yds, TD), Passing (A-C-I, Yds, TD), Tot. No., Off. Yds, Opp FD, Opp Rushing (Att, Yds, TD), Opp Passing (A-C-I, Yds, TD), Opp Total Off (No., Yds). Rows include games at BYU, Air Force, Colorado, Oregon, Oregon State, Arizona, California, Stanford, Arizona, UCLA (ot), and Washington State.

HOLIDAY BOWL

Table with columns: Result, Rank, Att., UW, Opp, FD, Rushing (Att, Yds, TD), Passing (A-C-I, Yds, TD), Tot. No., Off. Yds, Opp FD, Opp Rushing (Att, Yds, TD), Opp Passing (A-C-I, Yds, TD), Opp Total Off (No., Yds). Row: D-29 Kansas State (N).

2000

Coach: Rick Neuheisel • Captains: Marques Tuiasosopo, Chad Ward, Larry Tripplett • Record: 11-1 • Pacific-10 Conference: 7-1 (1st, tied)

Table with columns: Result, Rank, Att., UW, Opp, FD, Rushing (Att, Yds, TD), Passing (A-C-I, Yds, TD), Tot. No., Off. Yds, Opp FD, Opp Rushing (Att, Yds, TD), Opp Passing (A-C-I, Yds, TD), Opp Total Off (No., Yds). Rows include games at Idaho, Miami, Colorado, Oregon, Oregon State, Arizona State, California, Stanford, Arizona, UCLA, and Washington St.

ROSE BOWL

Table with columns: Result, Rank, Att., UW, Opp, FD, Rushing (Att, Yds, TD), Passing (A-C-I, Yds, TD), Tot. No., Off. Yds, Opp FD, Opp Rushing (Att, Yds, TD), Opp Passing (A-C-I, Yds, TD), Opp Total Off (No., Yds). Row: J-1 Purdue (N).

2001

Coach: Rick Neuheisel • Captains: Kyle Benn, Willie Hurst, Larry Tripplett • Record: 8-4 • Pacific-10 Conference: 6-2 (2nd, tied)

Table with columns: Result, Rank, Att., UW, Opp, FD, Rushing (Att, Yds, TD), Passing (A-C-I, Yds, TD), Tot. No., Off. Yds, Opp FD, Opp Rushing (Att, Yds, TD), Opp Passing (A-C-I, Yds, TD), Opp Total Off (No., Yds). Rows include games at Michigan, Idaho, California, USC, UCLA, Arizona, Arizona State, Stanford, Oregon State, Washington State, and Miami (Fla.).

HOLIDAY BOWL

Table with columns: Result, Rank, Att., UW, Opp, FD, Rushing (Att, Yds, TD), Passing (A-C-I, Yds, TD), Tot. No., Off. Yds, Opp FD, Opp Rushing (Att, Yds, TD), Opp Passing (A-C-I, Yds, TD), Opp Total Off (No., Yds). Row: D-28 Texas (N).

N-Holiday Bowl, San Diego, California; #15 in preseason poll; #19 in final poll

2002

Coach: Rick Neuheisel • Captains: Paul Arnold, Ben Mahdavi, Jafar Williams, Elliot Zajac • Record: 7-6 • Pacific-10 Conference: 4-4 (4th, tied)

	Result	Rank		FW	Rushing			Passing			Tot No.	Off. Yds	Opp FD	Opp Rushing			Opp Passing			Opp Total Off			
		Att.	Opp		Att	Yds	TD	A-C-I	Yds	TD				Att	Yds	TD	A-C-I	Yds	TD	No.	Yds		
A-31 at Michigan	L	29-31	111,491	11	13	18	34	81	2	45-28-1	318	2	79	399	20	36	150	3	39-22-1	268	1	75	418
S-7 San Jose State	W	34-10	70,147	11	-	27	37	152	0	35-22-1	347	3	72	499	13	33	35	1	36-21-2	236	0	69	271
S-21 Wyoming	W	38-7	72,898	11	-	36	37	113	3	48-37-0	436	2	85	549	16	31	86	1	31-20-1	169	0	62	255
S-28 Idaho	W	41-27	70,070	13	-	30	45	129	1	45-32-0	438	3	90	567	24	25	95	1	40-22-1	309	2	65	404
O-5 California	L	27-34	71,337	12	-	26	28	42	2	59-35-2	399	0	87	441	17	42	125	0	24-13-0	266	5	66	391
O-12 Arizona	W	32-28	71,016	22	-	24	38	82	3	35-25-0	345	3	73	427	27	29	24	1	41-29-1	443	3	70	467
O-19 at USC	L	21-41	52,961	22	19	18	19	-5	0	65-38-2	361	3	84	356	16	34	74	1	34-21-1	348	4	68	422
O-26 at Arizona State	L	16-27	56,101	-	23	21	38	42	1	37-18-1	210	1	75	252	14	37	45	1	28-18-0	184	2	65	229
N-2 UCLA	L	24-34	72,017	-	-	31	32	69	0	60-29-4	429	3	92	498	13	37	127	3	27-13-0	189	0	64	316
N-9 Oregon State	W	41-29	72,557	-	-	17	36	37	2	43-22-0	262	1	79	299	20	39	158	2	44-16-5	262	1	83	420
N-16 at Oregon	W	42-14	57,112	-	23	27	49	163	2	37-26-2	316	4	86	479	14	25	130	0	33-10-2	170	2	58	300
N-23 at Washington St. (30T)	W	29-26	37,600	-	3	26	37	19	1	58-35-0	368	1	95	387	19	39	104	1	32-19-2	246	1	71	350

SUN BOWL

D-31 Purdue (N)	L	24-34	48,917	-	-	23	24	44	0	54-25-1	272	2	78	316	24	40	117	1	37-25-0	283	2	77	400
N-Sun Bowl, El Paso, Texas		398-342	864,224																				

UW #11 in preseason poll

2003

Coach: Keith Gilbertson • Captains: Greg Carothers, Cody Pickett, Terry Johnson • Record: 6-6 • Pacific-10 Conference: 4-4 (5th, tied)

	Result	Rank		FW	Rushing			Passing			Tot No.	Off. Yds	Opp FD	Opp Rushing			Opp Passing			Opp Total Off			
		Att.	Opp		Att	Yds	TD	A-C-I	Yds	TD				Att	Yds	TD	A-C-I	Yds	TD	No.	Yds		
A-30 at Ohio State	L	9-28	105,078	17	2	15	24	7	1	49-26-0	255	1	73	262	21	43	142	4	28-15-0	203	0	71	345
S-6 Indiana	W	38-13	71,125	22	-	24	52	195	2	27-19-1	295	3	79	490	15	40	85	1	30-16-1	199	0	70	284
S-20 Idaho	W	45-14	71,178	21	-	27	49	231	5	34-24-1	271	0	83	502	10	32	120	0	30-9-1	86	2	62	206
S-27 Stanford	W	28-17	71,875	18	-	21	40	165	1	34-20-0	231	2	74	396	19	40	129	0	32-16-2	159	2	72	288
O-4 at UCLA	L	16-46	68,319	18	-	23	31	77	0	46-26-3	281	4	77	358	17	41	134	0	24-16-1	258	4	65	392
O-11 Nevada	L	17-28	70,149	-	-	29	48	110	1	37-19-3	337	1	85	447	18	33	98	0	30-19-1	299	3	63	397
O-18 at Oregon State	W	38-17	37,034	-	22	21	37	89	1	41-19-1	285	3	78	374	21	33	46	1	48-21-3	344	1	81	390
O-25 USC	L	23-43	72,015	-	5	21	32	86	2	42-22-1	274	1	74	360	26	43	214	1	29-19-0	351	4	72	565
N-1 Oregon	W	42-10	72,450	-	-	21	41	261	3	32-16-0	214	2	73	475	14	34	73	0	29-16-1	246	1	63	319
N-8 at Arizona	L	22-27	48,319	-	-	24	35	101	1	51-31-0	351	2	86	452	11	37	250	3	26-11-1	151	1	63	401
N-15 at California	L	7-54	38,576	-	-	22	33	34	1	47-25-2	259	0	80	293	27	35	381	4	34-20-0	348	3	69	729
N-22 Washington State	W	27-19	74,549	-	8	23	42	78	1	45-23-2	183	2	87	261	16	33	147	0	35-16-5	157	1	68	304
		317-311	695,589																				

2004

Coach: Keith Gilbertson • Captains: Khalif Barnes, Charles Frederick, Derrick Johnson, Joe Lobendahn, Zach Tuiasosopo • Record: 1-10 • Pacific-10 Conference: 0-8 (10th)

	Result	Rank		FW	Rushing			Passing			Tot No.	Off. Yds	Opp FD	Opp Rushing			Opp Passing			Opp Total Off			
		Att.	Opp		Att	Yds	TD	A-C-I	Yds	TD				Att	Yds	TD	A-C-I	Yds	TD	No.	Yds		
S-5 Fresno State	L	16-35	65,345	—	—	20	41	170	2	48-21-4	190	0	89	360	11	35	137	1	21-13-1	125	1	56	262
S-18 UCLA	L	31-37	65,235	—	—	21	45	219	2	29-13-0	200	2	74	419	24	54	424	5	17-12-1	122	0	71	546
S-25 at Notre Dame	L	3-38	80,795	—	—	20	34	112	0	44-17-1	223	0	78	335	22	46	146	1	32-17-1	266	4	78	412
O-2 at Stanford	L	13-27	27,550	—	—	16	40	91	1	39-17-1	211	1	79	302	27	34	202	3	35-23-3	254	0	69	456
O-9 San Jose State	W	21-6	65,816	—	—	22	53	259	3	16-7-2	75	0	69	334	14	42	111	0	9-7-0	22	0	51	133
O-16 Oregon State	L	14-29	65,351	—	—	18	35	121	0	36-13-3	224	2	71	345	21	36	101	1	40-26-0	286	1	76	387
O-23 at USC	L	0-38	72,855	—	1	6	27	50	0	28-7-1	63	0	55	113	28	42	197	3	48-28-1	256	2	90	453
O-30 at Oregon	L	6-31	58,101	—	—	14	30	45	0	36-14-4	211	0	66	256	22	41	158	1	35-21-1	134	2	76	292
N-6 Arizona	L	13-23	63,225	—	—	17	39	100	1	47-16-2	197	0	86	297	13	38	87	2	25-11-0	164	0	63	251
N-13 California	L	12-42	63,451	—	5	19	33	84	0	44-20-3	328	1	77	412	22	44	304	3	24-13-2	175	2	68	479
N-20 at Washington State	L	25-28	34,334	—	—	15	37	71	1	34-16-3	177	2	71	248	17	44	153	1	24-15-0	240	2	68	393
		129-306	662,058																				

2005

Coach: Tyrone Willingham • Captains: Evan Benjamin, Joseph Lobendahn, James Sims, Brad Vanneman • Record: 2-9 • Pacific-10 Conference: 1-7 (t-9th)

	Result	Rank		FW	Rushing			Passing			Tot No.	Off. Yds	Opp FD	Opp Rushing			Opp Passing			Opp Total Off			
		Att.	Opp		Att	Yds	TD	A-C-I	Yds	TD				Att	Yds	TD	A-C-I	Yds	TD	No.	Yds		
S-3 vs. Air Force (N)	L	17-20	26,482	—	—	18	34	129	1	27-19-0	242	1	71	371	22	52	218	1	22-13-0	207	1	74	425
S-10 California	L	17-56	57,775	—	16	18	27	68	0	39-22-1	301	2	66	369	26	39	286	3	27-17-1	271	4	66	557
S-17 Idaho	W	34-6	61,183	—	—	16	39	192	3	18-10-1	148	1	57	340	12	31	-4	0	30-20-2	190	0	61	186
S-24 Notre Dame	L	17-36	71,473	—	16	20	22	41	1	40-19-1	408	1	62	449	31	47	233	3	37-25-0	327	1	84	560
O-1 at UCLA	L	17-21	64,269	—	20	17	41	213	2	28-14-0	188	0	69	401	20	26	65	1	44-29-2	287	2	69	352
O-15 at Oregon	L	21-45	58,269	—	20	15	35	121	1	28-15-1	117	2	63	238	30	31	146	2	50-37-0	424	4	81	570
O-22 USC	L	24-51	64,096	—	1	16	35	59	1	29-21-0	270	1	64	329	20	32	118	1	32-25-1	272	5	64	390
O-29 at Arizona State	L	20-44	57,678	—	—	23	40	213	2	26-10-2	185	0	66	398	26	43	77	2	34-27-0	401	3	77	478
N-5 Oregon State	L	10-18	60,717	—	—	16	27	19	0	42-16-1	207	1	69	226	12	42	127	0	27-17-0	136	0	69	263
N-12 at Arizona	W	38-14	52,505	—	—	21	52	333	3	19-10-1	157	1	71	490	21	30	87	0	35-21-0	283	2	71	322
N-19 Washington State	L	22-26	70,713	—	—	12	28	99	1	28-14-0	228	2	56	327	27	47	2						

2006

Coach: Tyrone Willingham • Captains: Dashon Goldson, Sonny Shackelford, Isaiah Stanback, C.J. Wallace • Record: 5-7 • Pacific-10 Conference: 3-6 (9th)

	Result	Rank			FW	Rushing			Passing			Tot No.	Off. Yds	Opp FD	Opp Rushing			Opp Passing			Opp Total Off			
		Att.	UW	Opp		Att	Yds	TD	A-C-I	Yds	TD				Att	Yds	TD	A-C-I	Yds	TD	No.	Yds		
S-2	San Jose State	W	35-29	52,256	—	—	22	41	300	4	25-16-1	168	1	66	468	19	29	50	0	37-28-0	323	3	66	373
S-9	at Oklahoma	L	20-37	84,577	—	10	17	40	204	1	30-14-0	180	1	70	384	22	35	181	2	33-21-1	272	2	68	453
S-16	Fresno State	W	21-20	57,012	—	—	16	35	128	1	26-15-0	151	2	61	279	17	37	157	2	21-11-1	140	1	58	297
S-23	UCLA	W	29-19	58,255	—	—	14	27	49	0	29-18-1	200	3	56	249	13	34	143	1	31-18-2	135	0	65	278
S-30	at Arizona	W	21-10	55,409	—	—	16	40	154	1	26-14-1	293	2	66	447	17	24	-7	0	41-24-1	308	1	65	301
O-7	at USC	L	20-26	90,282	—	3	19	31	167	0	39-17-0	212	2	70	379	21	32	148	0	41-24-1	263	2	73	411
O-14	Oregon State	L	17-27	62,656	—	—	15	37	84	2	30-14-0	172	0	67	256	18	39	180	2	21-14-2	308	1	60	488
O-21	at California (OT)	L	24-31	58,534	—	11	18	36	162	1	31-17-5	284	2	67	446	22	35	195	3	36-21-0	291	0	71	486
O-28	Arizona State (OT)	L	23-26	58,822	—	—	16	35	126	0	32-14-2	148	2	67	274	15	34	190	2	23-16-0	170	2	57	360
N-4	at Oregon	L	14-34	58,408	—	24	10	21	13	0	34-15-1	125	2	55	138	31	54	316	3	30-18-2	138	0	84	454
N-11	Stanford	L	3-20	55,896	—	—	12	28	39	0	44-11-3	122	0	72	161	7	35	20	0	20-11-0	206	1	55	226
N-18	at Washington State	W	35-32	35,117	—	—	14	31	109	2	27-14-2	271	2	58	380	26	31	102	1	54-32-0	328	2	85	430
			262-311	727,224																				

2007

Coach: Tyrone Willingham • Captains: Juan Garcia, Greyson Gunheim, Roy Lewis, Louis Rankin, Jordan Reffett, Anthony Russo • Record: 4-9 • Pacific-10 Conference: 2-7 (10th)

	Result	Rank			FW	Rushing			Passing			Tot No.	Off. Yds	Opp FD	Opp Rushing			Opp Passing			Opp Total Off			
		Att.	UW	Opp		Att	Yds	TD	A-C-I	Yds	TD				Att	Yds	TD	A-C-I	Yds	TD	No.	Yds		
A-31	at Syracuse	W	42-12	40,329	—	—	23	41	202	6	21-15-0	142	0	62	444	13	29	8	0	32-20-0	199	1	61	207
S-8	Boise State	W	24-10	70,045	—	22	16	40	133	1	26-14-1	209	2	66	342	21	32	103	1	47-29-3	285	0	79	388
S-15	Ohio State	L	14-33	74,927	—	10	20	34	142	1	37-18-3	204	1	71	346	21	45	256	2	26-15-0	225	2	71	481
S-22	at UCLA	L	31-44	72,124	—	—	16	32	124	0	37-17-2	216	4	69	340	24	51	333	2	33-18-1	204	1	84	537
S-29	USC	L	24-27	68,654	—	1	15	33	100	2	28-13-1	90	0	61	190	20	39	224	2	37-20-2	236	1	76	460
O-13	at Arizona State	L	20-44	64,347	—	14	13	32	146	1	30-10-1	142	1	62	288	23	49	296	2	31-20-1	227	2	80	523
O-20	Oregon	L	34-55	66,481	—	7	17	29	164	0	31-12-1	257	4	60	421	39	62	465	6	30-19-1	196	1	92	661
O-27	Arizona	L	41-48	61,124	—	—	25	46	236	3	30-17-2	336	2	76	572	22	24	25	1	51-38-1	510	5	75	535
N-3	at Stanford	W	27-9	36,570	—	—	31	63	388	3	32-16-1	151	0	95	539	14	26	116	1	31-17-0	137	0	57	253
N-10	at Oregon State	L	23-29	45,629	—	—	14	31	85	1	39-16-0	249	2	70	334	18	55	219	0	22-10-1	109	1	77	328
N-17	California	W	37-23	60,005	—	—	20	56	334	3	19-7-0	108	1	75	442	16	27	147	0	28-10-1	236	3	55	383
N-24	Washington State	L	35-42	72,888	—	—	22	50	225	2	37-13-2	239	1	87	464	20	26	110	1	40-27-0	399	5	66	509
D-1	at Hawai'i	L	28-35	50,000	—	10	21	50	261	4	18-9-1	142	0	68	403	27	23	96	0	50-42-0	442	5	73	538
			380-411	783,123																				

2008

Coach: Tyrone Willingham • Captains: Juan Garcia, Michael Gottlieb, Johnie Kirton, Daniel Te'o-Nesheim • Record: 0-12 • Pacific-10 Conference: 0-9 (10th)

	Result	Rank			FW	Rushing			Passing			Tot No.	Off. Yds	Opp FD	Opp Rushing			Opp Passing			Opp Total Off			
		Att.	UW	Opp		Att	Yds	TD	A-C-I	Yds	TD				Att	Yds	TD	A-C-I	Yds	TD	No.	Yds		
A-30	at Oregon	L	10-44	58,778	—	21	18	43	95	1	35-17-0	147	0	78	242	23	44	256	3	28-16-1	240	3	72	496
S-6	Brigham Young	L	27-28	64,611	—	15	22	35	133	3	32-17-0	204	1	67	337	25	28	137	1	41-30-1	338	3	69	475
S-13	Oklahoma	L	14-55	67,716	—	3	23	34	87	1	38-23-0	249	1	72	336	28	47	274	3	24-19-0	317	5	71	591
S-27	Stanford	L	28-35	61,968	—	—	27	38	140	3	36-18-0	237	1	74	377	21	36	244	2	24-16-0	222	3	60	466
O-4	at Arizona	L	14-48	55,624	—	—	12	28	63	1	28-12-1	181	1	56	244	28	51	256	2	21-17-0	193	3	72	449
O-18	Oregon State	L	13-34	63,996	—	—	16	28	101	1	32-17-3	276	0	60	377	19	35	230	3	22-18-0	191	1	57	421
O-25	Notre Dame	L	7-33	70,437	—	—	9	23	26	0	25-11-0	98	1	58	124	25	49	252	3	28-15-1	207	1	77	459
N-1	at USC	L	0-56	80,216	—	3	15	30	71	0	33-14-3	113	0	63	184	25	46	297	6	20-16-0	188	2	66	485
N-8	Arizona State	L	19-39	57,013	—	—	16	28	52	0	42-15-2	227	1	70	279	19	40	182	1	31-22-0	218	2	71	400
N-15	UCLA	L	7-27	59,738	—	—	10	30	96	1	24-7-3	39	0	54	135	20	50	157	3	22-13-3	135	0	72	292
N-22	at Washington State (2OT)	L	13-16	32,211	—	—	20	58	224	1	16-11-1	99	0	74	323	15	37	171	1	30-17-1	167	0	67	338
D-6	at California	L	7-48	50,038	—	—	12	44	104	1	25-11-2	96	0	69	200	20	44	431	5	22-10-0	118	1	66	549
			159-463	722,346																				

2009

Coach: Steve Sarkisian • Captains: Donald Butler, Jake Locker, Daniel Te'o-Nesheim, Ryan Tolar • Record: 5-7 • Pacific-10 Conference: 4-5 (7th)

	Result	Rank			FW	Rushing			Passing			Tot No.	Off. Yds	Opp FD	Opp Rushing			Opp Passing			Opp Total Off			
		Att.	UW	Opp		Att	Yds	TD	A-C-I	Yds	TD				Att	Yds	TD	A-C-I	Yds	TD	No.	Yds		
S-5	LSU	L	23-31	69,161	—	11	25	38	157	0	45-25-1	321	2	83	478	17	29	149	0	19-11-0	172	3	48	321
S-12	Idaho	W	42-23	58,980	—	—	20	33	121	3	25-17-0	253	3	58	374	20	23	63	2	40-26-1	349	0	63	412
S-19	USC	W	16-13	61,889	—	3	20	33	56	1	35-21-0	237	0	68	293	16	33	250	1	22-13-1	110	0	55	360
S-26	at Stanford	L	14-34	36,930	24	—	16	28	99	0	31-16-2	191	1	59	290	22	50	321	3	14-7-0	103	0	64	424
O-3	at Notre Dame (OT)	L	30-37	80,795	—	—	25	39	176	1	39-22-0	281	1	78	457	23	29	108	1	31-23-1	422	2	60	350
O-10	Arizona	W	36-33	61,621	—	—	14	24	116	1	23-12-1	140	3	47	256	26	30	77	2	53-39-2	384	1	83	461
O-17	at Arizona State	L	17-24	53,219	—	—	20	27	99	1	38-22-2	279	1	65	378	24	27	169	1	36-22-0	295	2	63	464
O-24	Oregon	L	19-43	67,809	—	12	23	34	129	1	45-23-2	266	1	79	395	19	40	259	4	22-14-0	157	1	62	416
N-7	at UCLA	L	23-24	72,924	—	—	21	25	152	0	40-23-1	235	2	65	387	23	40	84	1	31-23-2	371	2	71	455
N-14	at Oregon State	L	21-48	45,274	—	—	12	30	121	0	23-14-1	153	3	53	274	19	37	178	2	31-22-0	194	4	68	372
N-28	Washington State	W	30-0	68,697	—	—	23	40	265	2	28-16-1	196	1	68	461	11	28	47	0	32-14-1	116	0	60	176
D-5	California	W	42-10	62,334	—	19	25	39	177	3	24-20-0	286	3	63	463	14	29	81	0	32-14-0	215	1	61	296
			313-320	739,633																				

2010

Coach: Steve Sarkisian • **Captains:** Mason Foster, Senio Kelemete, Jake Locker, Nate Williams • **Record:** 7-6 • **Pacific-10 Conference:** 5-4 (t-3rd)

	Result	Rank			Rushing			Passing			Tot No.	Off. Yds	Opp FD	Opp Rushing			Opp Passing			Opp Total Off				
		Att.	UW	Opp	FD	Att	Yds	TD	A-C-I	Yds				TD	Att	Yds	TD	A-C-I	Yds	TD	No.	Yds		
S-4	at BYU	L	17-23	63,771	—	—	20	31	128	1	39-20-0	266	1	70	394	23	33	146	0	40-24-0	262	2	73	408
S-11	Syracuse	W	41-20	62,418	—	—	23	33	175	1	34-23-0	292	4	77	467	16	31	112	1	37-19-1	224	1	68	336
S-18	Nebraska	L	21-56	72,876	—	8	13	39	175	2	20-4-2-71	71	1	59	246	21	54	383	6	11-7-0	150	1	65	533
O-2	at USC	W	32-31	82,796	—	18	28	34	225	1	41-25-0	311	2	75	536	26	39	298	4	20-14-0	186	0	59	484
O-9	Arizona State	L	14-24	65,685	—	—	21	35	145	1	39-23-1	209	1	74	354	21	37	99	1	34-21-1	288	2	71	387
O-16	Oregon State (20T)	W	35-34	65,235	—	24	26	43	189	0	35-21-1	286	5	78	475	22	44	147	4	31-17-3	206	1	75	353
O-23	at Arizona	L	14-44	56,244	—	15	19	33	98	1	33-18-0	192	1	66	290	23	43	234	4	22-18-0	233	2	65	467
O-30	Stanford	L	0-41	69,020	—	13	7	25	19	0	17-9-2	88	0	34	107	22	47	278	4	26-19-1	192	1	73	470
N-7	at Oregon	L	16-53	60,017	—	1	14	37	136	0	28-14-0	127	1	65	263	31	55	279	6	33-24-0	243	1	88	522
N-18	UCLA (Thu.)	W	24-7	62,347	—	—	16	41	253	2	21-10-1	68	0	62	321	10	36	108	1	25-6-3	55	0	61	163
N-27	at California	W	16-13	44,613	—	—	16	36	112	1	27-17-1	237	1	63	349	14	36	191	0	23-12-1	92	0	59	283
D-4	at Washington State	W	35-28	30,157	—	—	19	42	315	3	23-15-1	256	2	65	571	22	34	110	1	36-25-1	298	3	70	408

HOLIDAY BOWL

D-30	vs. Nebraska (N)	W	19-7	57,921	—	18	21	52	268	2	19-6-0	72	0	72	340	14	41	91	0	21-10-1	98	1	62	189
			284-381	793,100																				

N - Qualcomm Stadium, San Diego, Calif.

2011

Coach: Steve Sarkisian • **Captains:** Cort Dennison, Jermaine Kearse, Senio Kelemete, Alameda Ta'amu • **Record:** 7-6 • **Pacific-12 Conference:** 5-4 (3rd in North Division)

	Result	Rank			Rushing			Passing			Tot No.	Off. Yds	Opp FD	Opp Rushing			Opp Passing			Opp Total Off				
		Att.	UW	Opp	FD	Att	Yds	TD	A-C-I	Yds				TD	Att	Yds	TD	A-C-I	Yds	TD	No.	Yds		
S-3	Eastern Washington	W	30-27	58,088	—	—	14	38	148	0	25-17-0	102	3	63	250	30	17	31	0	69-39-2	473	3	86	504
S-10	Hawaii	W	40-32	63,252	—	—	22	34	151	1	26-18-1	315	4	60	466	20	22	55	3	45-31-1	333	1	67	388
S-17	at Nebraska	L	38-51	85,110	—	11	20	31	146	1	37-21-2	274	4	68	420	22	55	309	4	21-10-0	155	2	76	464
S-24	California	W	31-23	60,437	—	—	21	34	117	1	25-19-0	292	3	59	409	24	33	108	1	43-23-0	349	1	76	457
O-1	at Utah	W	31-14	45,412	—	—	22	42	185	0	30-22-1	225	3	72	411	18	23	17	0	33-22-2	305	2	51	322
O-15	Colorado	W	52-24	62,147	—	—	31	40	295	3	30-23-0	267	4	70	562	17	27	62	2	38-22-0	207	1	65	269
O-22	at Stanford	L	21-65	50,360	22	7	19	26	172	2	38-24-2	258	1	64	430	26	44	446	5	22-16-0	169	2	66	615
O-29	Arizona	W	42-31	59,825	—	—	24	43	179	5	31-17-3	310	1	74	489	25	19	36	0	50-32-3	388	2	69	424
N-5	Oregon	L	17-34	69,407	—	6	19	36	82	0	36-25-2	196	2	72	278	20	39	212	3	25-13-0	169	1	64	381
N-12	at USC	L	17-40	64,756	—	18	13	24	46	1	31-21-0	198	1	55	244	21	40	252	3	28-18-0	174	1	68	426
N-19	at Oregon State	L	21-38	42,766	—	—	21	38	160	0	30-16-2	155	3	68	315	20	31	145	3	37-26-1	339	2	68	484
N-26	WSU (at CenturyLink)	W	38-21	64,559	—	—	21	29	143	1	30-21-0	291	3	59	434	21	29	38	0	42-29-1	344	3	71	382

ALAMO BOWL

D-29	vs. Baylor (N)	L	56-67	65,256	—	12	26	37	182	4	37-23-0	438	4	74	620	33	52	482	8	33-24-0	295	1	85	777
			434-467	791,375																				

N - Alamodome, San Antonio, Texas

2012

Coach: Steve Sarkisian • **Captains:** Sean Parker, Keith Price, Drew Schaefer, John Timu, Desmond Trufant • **Record:** 7-6 • **Pacific-12 Conference:** 5-4 (4th in North Division)

	Result	Rank			Rushing			Passing			Tot No.	Off. Yds	Opp FD	Opp Rushing			Opp Passing			Opp Total Off				
		Att.	UW	Opp	FD	Att	Yds	TD	A-C-I	Yds				TD	Att	Yds	TD	A-C-I	Yds	TD	No.	Yds		
S-1	San Diego State	W	21-12	53,742	—	—	22	31	106	1	35-25-0	222	1	66	328	16	40	199	1	19-10-1	128	1	59	327
S-8	at LSU	L	3-41	92,804	—	3	12	24	26	0	36-17-1	157	0	60	183	24	52	242	4	19-12-0	195	1	71	437
S-15	Portland State	W	52-13	54,922	—	—	24	49	209	2	25-17-1	220	3	74	429	10	24	83	1	34-18-2	178	1	58	261
S-27	Stanford	W	17-13	55,941	—	8	13	34	136	1	37-19-1	177	1	71	313	10	28	68	0	37-18-1	170	0	65	238
O-6	at Oregon	L	21-52	58,792	23	2	23	46	208	3	31-19-2	145	0	77	353	32	52	299	2	24-15-1	198	4	76	497
O-13	USC	L	14-24	66,202	—	11	14	30	101	0	28-20-2	198	2	58	299	15	40	204	1	20-10-1	167	1	60	371
O-20	at Arizona	L	17-52	50,148	—	—	23	29	124	1	52-29-2	256	1	81	380	25	49	277	2	22-14-1	256	4	71	533
O-27	Oregon State	W	20-17	60,842	—	7	15	33	99	2	30-18-1	194	0	62	293	19	23	109	0	45-25-4	318	2	68	427
N-2	at California	W	21-13	42,226	—	—	20	39	174	2	29-16-1	235	1	68	409	23	42	249	1	36-17-1	201	0	78	450
N-10	Utah	W	34-15	60,050	—	—	22	42	160	3	33-24-0	277	2	75	437	9	30	133	2	23-8-1	55	0	53	188
N-17	at Colorado	W	38-3	43,148	—	—	22	38	228	0	29-22-0	248	5	67	476	10	31	90	0	23-10-2	51	0	54	141
N-23	at Washington State (OT)	L	28-31	30,544	—	—	17	33	75	2	34-20-1	194	2	67	269	25	24	19	3	53-33-2	350	0	77	369

LAS VEGAS BOWL

D-22	vs. Boise State (N)	L	26-28	33,217	—	20	20	38	205	2	39-20-2	242	1	77	447	21	36	109	0	39-27-0	298	3	75	407
			312-314	702,578																				

NOTE: Due to Husky Stadium renovation, all 2012 home games were played at CenturyLink Field (home of the Seattle Seahawks).

N - Sam Boyd Stadium, Las Vegas, Nev.

2013

Coach: Steve Sarkisian • **Captains:** Hau'oli Kikaha, Sean Parker, Keith Price, Bishop Sankey, Colin Tanigawa, John Timu • **Record:** 9-4 • **Pacific-12 Conference:** 5-4 (3rd in North Division)

	Result	Rank			Rushing			Passing			Tot No.	Off. Yds	Opp FD	Opp Rushing			Opp Passing			Opp Total Off				
		Att.	UW	Opp	FD	Att	Yds	TD	A-C-I	Yds				TD	Att	Yds	TD	A-C-I	Yds	TD	No.	Yds		
A-31	Boise State	W	38-6	71,963	—	19	33	54	268	3	31-23-1	324	2	88	592	23	42	171	0	46-29-1	175	0	88	346
S-14	at Illinois (Soldier Field)	W	34-24	47,312	19	—	30	50	273	2	35-28-0	342	2	85	615	17	36	136	2	26-10-1	191	1	62	327
S-21	Idaho State	W	56-0	67,093	17	—	30	53	370	4	28-21-0	310	4	81	680	12	28	22	0	40-19-2	142	0	68	164
S-28	Arizona	W	31-13	65,815	16	—	24	61	244	2	25-14-1	165	2	86	409	19	49	199	2	37-14-2	119			

O-26	California	W	41-17	66,328	—	—	24	44	262	3	34-21-0	380	2	78	642	21	29	131	1	59-34-0	352	1	88	483
N-9	Colorado	W	59-7	66,599	—	—	28	51	316	4	29-22-0	312	2	80	628	15	37	128	0	25-14-2	171	1	62	299
N-15	at UCLA	L	31-41	68,106	—	13	21	36	102	1	40-25-2	330	3	76	432	22	53	222	4	23-14-0	184	2	76	406
N-23	at Oregon State	W	69-27	43,779	—	—	27	58	530	7	24-15-0	162	1	82	692	23	22	106	1	49-26-3	308	2	71	414
N-29	Washington State	W	27-17	71,753	—	—	21	53	224	2	20-15-1	181	1	73	405	25	23	44	0	59-32-2	282	2	82	326

FIGHT HUNGER BOWL

D-27	vs. BYU (N)*	W	31-16	34,136	—	—	19	43	190	2	27-18-1	129	1	70	319	28	47	180	1	50-25-1	293	0	97	473	
				493-277																					785,198

N - AT&T Park, San Francisco, Calif.; #25 in final poll

* - Marques Tuiasosopo served as interim head coach for 2013 Fight Hunger Bowl.

2014

Coach: Chris Petersen • Captains: Captains were selected on a game-by-game basis • Record: 8-6 • Pacific-12 Conference: 4-5 (3rd in North Division)

	Result	Rank			UW	Rushing			Passing			Tot No.	Off. Yds	Opp FD	Opp Rushing			Opp Passing			Opp Total Off			
		Att.	UW	Opp		FD	Att	Yds	TD	A-C-I	Yds				TD	Att	Yds	TD	A-C-I	Yds	TD	No.	Yds	
A-30	at Hawai'i	W	17-16	36,411	25	—	19	48	174	1	26-10-0	162	1	74	336	26	54	217	1	43-23-0	207	0	97	424
S-6	Eastern Washington	W	59-52	62,861	—	—	26	57	356	7	24-14-0	180	1	81	536	35	36	98	0	46-31-0	475	7	82	573
S-13	Illinois	W	44-19	62,325	—	—	25	58	245	2	22-16-0	219	1	80	464	15	26	72	0	30-20-1	279	2	56	351
S-20	Georgia State	W	45-14	64,608	—	—	17	41	182	2	27-19-0	154	3	68	336	17	41	68	0	34-22-3	205	2	75	273
S-27	Stanford	L	13-20	66,512	—	16	15	38	81	0	30-15-0	98	1	68	179	22	39	187	1	26-17-1	178	1	65	365
O-11	at California	W	31-7	44,449	—	—	18	38	111	0	29-22-0	273	3	67	384	25	33	64	1	51-35-0	304	0	84	368
O-18	at Oregon	L	20-45	57,858	—	9	20	36	133	1	38-24-1	184	1	74	317	29	50	218	4	33-24-0	336	2	83	554
O-25	Arizona State	L	10-24	64,666	—	14	19	46	151	0	26-18-2	139	0	72	290	14	43	105	0	25-14-1	180	2	68	285
N-1	at Colorado	W	38-23	35,633	—	—	14	40	236	1	19-13-0	206	2	59	442	24	37	181	0	52-36-1	314	2	89	495
N-8	UCLA	L	30-44	65,547	—	18	22	48	211	2	24-14-1	155	0	72	366	28	40	174	3	37-29-0	302	2	77	476
N-15	at Arizona	L	26-27	47,757	—	17	25	60	245	2	30-21-0	259	1	90	504	22	40	133	3	40-17-2	242	0	80	375
N-22	Oregon State	W	37-13	65,036	—	—	16	35	226	2	24-19-0	255	2	59	481	17	23	47	0	46-30-1	314	2	69	361
N-29	at Washington State	W	31-13	32,952	—	—	22	37	188	2	41-25-1	249	1	78	437	20	18	21	0	49-27-2	355	2	67	376

CACTUS BOWL

J-2	vs. Oklahoma State (N)*	L	22-30	35,409	—	—	22	25	101	1	40-25-1	268	1	65	369	22	49	152	1	27-18-1	321	2	76	473	
				423-347																					742,024

N - Sun Devil Stadium, Tempe, Ariz.

2015

Coach: Chris Petersen • Captains: Deontae Cooper, Travis Feeney, Jeff Lindquist, Jaydon Mickens, Siosifa Tufunga, Taniela Tupou • Record: 7-6 • Pacific-12 Conference: 4-5 (t-4th in North Division)

	Result	Rank			UW	Rushing			Passing			Tot No.	Off. Yds	Opp FD	Opp Rushing			Opp Passing			Opp Total Off			
		Att.	UW	Opp		FD	Att	Yds	TD	A-C-I	Yds				TD	Att	Yds	TD	A-C-I	Yds	TD	No.	Yds	
S-4	at Boise State	L	13-16	36,836	—	23	12	22	29	0	35-20-1	150	0	57	179	21	53	185	2	27-17-1	152	0	80	337
S-12	Sacramento State	W	49-0	55,010	—	—	23	36	218	5	25-17-0	326	2	61	544	11	26	11	0	38-20-1	201	0	64	212
S-19	Utah State	W	31-17	59,464	—	—	20	35	74	1	31-22-1	368	3	66	442	13	30	83	1	33-17-2	171	0	63	254
S-26	California	L	24-30	61,066	—	—	15	27	107	2	28-17-2	125	0	55	259	28	51	139	1	41-24-1	342	2	92	481
O-8	at USC	W	17-12	63,623	—	17	17	36	135	1	33-17-1	164	1	69	299	20	39	190	1	29-16-2	156	0	68	346
O-17	Oregon	L	20-26	69,285	—	—	17	30	180	1	32-20-1	205	1	62	385	21	51	170	1	25-14-0	272	2	76	442
O-24	at Stanford	L	14-31	50,424	—	10	11	24	113	2	21-9-0	118	0	45	231	25	48	188	2	24-17-1	290	2	72	478
O-31	Arizona	W	49-3	56,749	—	—	22	36	201	3	25-17-0	267	4	61	468	22	44	127	0	42-25-3	203	0	86	330
N-7	Utah	L	23-34	61,420	—	13	20	39	124	1	39-23-1	257	1	78	381	19	45	191	3	25-12-1	155	0	70	346
N-14	at Arizona State	L	17-27	51,695	—	—	27	34	142	1	52-28-3	405	1	86	547	19	43	144	2	34-22-0	253	1	77	397
N-21	at Oregon State	W	52-7	34,390	—	—	28	59	271	2	21-18-0	211	4	80	482	8	23	148	0	23-8-1	109	1	46	257
N-27	Washington State	W	45-10	70,438	—	23	22	55	240	3	20-14-1	203	0	75	443	19	12	31	0	58-36-2	288	1	70	319

HEART OF DALLAS BOWL

D-26	vs. Southern Miss (N)*	W	44-31	20,229	—	—	27	44	296	5	34-23-0	284	0	78	580	22	30	20	2	39-26-0	353	2	69	375	
				398-244																					680,629

N - Cotton Bowl Stadium, Dallas, Ariz.

2016

Coach: Chris Petersen • Captains: Darrell Daniels, Kevin King • Record: 12-2 • Pacific-12 Conference: 8-1 (1st in North Division)

	Result	Rank			UW	Rushing			Passing			Tot No.	Off. Yds	Opp FD	Opp Rushing			Opp Passing			Opp Total Off			
		Att.	UW	Opp		FD	Att	Yds	TD	A-C-I	Yds				TD	Att	Yds	TD	A-C-I	Yds	TD	No.	Yds	
S-3	Rutgers	W	48-13	58,640	14	—	17	39	91	0	29-20-1	289	4	59	380	21	48	136	1	40-24-1	168	0	88	304
S-10	Idaho	W	59-14	60,678	8	—	27	30	126	1	33-27-0	356	6	63	492	17	38	104	1	38-23-1	218	1	76	322
S-17	Portland State	W	41-3	57,151	8	—	20	35	213	1	22-14-0	194	5	57	407	13	42	34	0	17-11-1	148	0	59	182
S-24	at Arizona (OT)	W	35-28	48,747	9	—	24	51	352	3	21-14-1	160	2	72	512	23	43	308	3	31-19-1	167	1	74	475
S-30	Stanford	W	44-6	72,027	10	7	22	41	214	3	21-15-0	210	3	62	424	14	30	29	0	27-18-0	184	1	57	213
O-8	at Oregon	W	70-21	58,842	5	—	30	45	378	4	28-22-0	304	6	73	682	22	43	230	1	34-21-1	179	2	77	409
O-22	Oregon State	W	41-17	65,796	5	—	26	39	219	2	31-15-0	300	3	70	519	15	30	177	2	27-12-2	148	0	57	325
O-29	at Utah	W	31-24	47,801	4	17	22	36	199	1	20-12-1	186	2	56	385	25	47	213	1	33-14-0	163	2	80	376
N-5	at California	W	66-27	47,801	4	—	31	44	287	2	29-20-0	417	7	73	704	18	36	113	1	33-23-2	287	2	74	362
N-12	USC	L	13-26	72,364	4	—	13	27	17	0	37-17-2	259	1	64	276	21	36	113	1	33-23-2	287	2	69	400
N-19	Arizona State	W	44-18	64,467	7	—	26	33	201	2	44-27-2	338	2	77	539	14	27	15	0	33-21-1	230	2	60	245
N-25	at Washington State	W	45-17	33,773	6	23	22	35	168	3	31-22-0	342	3	74	344	18	24	65	1	50-33-3	269	1	74	334
D-2	vs. Colorado (N1)	W	41-10	47,118	4	9	22	54	265	2	24-9-0	118	2	78	383	9	29	82	1	25-8-3	81	0	54	163

CHICK-FIL-A PEACH BOWL - COLLEGE FOOTBALL PLAYOFF SEMIFINAL

D-31	vs. Alabama (N2)	L	7-24	75,996	4	1	14	29	44	0	38-20-2	150	1	67	194	16	50	269	2	14-7-0	57	0	64	326	
				585-248																					812,156

N1 - Pac-12 Championship Game, Levi's Stadium, Santa Clara, Calif.; N2 - Georgia Dome, Atlanta, Ga.

#14 in preseason poll; #5 in Oct. 10 poll; #4 in final, postseason poll

ALL-TIME SERIES RESULTS

Aberdeen H.S. (1-0)
* 1914W.....33.....6**Air Force (2-6)**
196310-NR.....L.....7.....10
* 19647-NR.....L.....2.....3
* 1966L.....0.....10
1967W.....30.....7
* 198019-NR.....W.....50.....7
OHB 1998NR-16.....L.....25.....45
* 1999L.....21.....31
QF 2005L.....17.....20**Alabama (0-5)**
RB 1926L.....19.....20
1975NR-7.....L.....0.....52
* 1978NR-8.....L.....17.....20
SB 198612-13.....L.....6.....28
PeB 20164-1.....L.....7.....24**All Navy (1-0)**
* 1913W.....23.....7**All Seattle (1-0-1)**
* 1899T.....5.....5
* 1902W.....12.....0**Arizona (21-11-1)**
* 197820-NR.....W.....31.....21
* 1980W.....45.....22
19821-NR.....W.....23.....13
198320-NR.....W.....23.....22
* 19841-NR.....W.....28.....12
1987T.....21.....21
* 1988L.....13.....16
198911-23.....L.....17.....20
* 19907-23.....W.....54.....10
* 19913-NR.....W.....54.....0
19921-12.....L.....3.....16
199520-NR.....W.....31.....17
* 199624-NR.....W.....31.....17
199710-NR.....W.....58.....28
* 199820-14.....L.....28.....31
1999W.....33.....25
* 20008-NR.....W.....35.....32
* 200115-NR.....W.....31.....28
* 200222-NR.....W.....32.....28
2003L.....22.....27
* 2004L.....13.....23
2005W.....38.....14
2006W.....21.....10
* 2007L.....41.....48
2008L.....14.....48
* 2009W.....36.....33
2010NR-15.....L.....14.....44
* 2011W.....42.....31
2012L.....17.....52
* 201316-NR.....W.....31.....13
2014NR-17.....L.....26.....27
* 2015W.....49.....3
20169-NR.....W (ot) 35.....28**Arizona State (16-18)**
1975L.....12.....35
* 1978NR-12.....W.....41.....7
19796-NR.....W+.....7.....12
* 1980W.....25.....0
* 198112-NR.....L.....7.....26
19827-3.....W.....17.....13
1985L.....7.....36
19866-7.....L.....21.....34
* 1987NR-13.....W.....27.....14
198819-NR.....W.....10.....0
* 1989L.....32.....34
199017-NR.....W.....42.....14
* 19913-NR.....W.....44.....16
19922-NR.....W.....31.....7
199319-NR.....L.....17.....32
* 19949-NR.....W.....35.....14
* 199522-NR.....W.....23.....20
1996NR-20.....L.....42.....45
* 199710-25.....W.....26.....14
199818-8.....W.....42.....38
* 1999L.....7.....28
200011-NR.....W.....21.....15
200113-NR.....W.....33.....31
2002NR-23.....L.....16.....27
2005L.....20.....44* 2006L (ot) 23.....26
2007NR-14.....L.....20.....44
* 2008L.....19.....39
2009L.....17.....24
* 2010L.....14.....24
201320-NR.....L.....24.....53
* 2014NR-14.....L.....10.....24
2015L.....17.....27
* 20167-NR.....W.....44.....18
+ Forfeit victory**Army (2-0)**
* 198817-NR.....W.....31.....17
* 199522-NR.....W.....21.....13**Ballard Meteors (2-0)**
* 1915W.....31.....0
* 1916W.....28.....0**Baylor (1-3)**
1954L.....7.....34
* 195512-NR.....L.....7.....13
* 19647-NR.....W.....35.....14
1965L.....14.....17
ALA 2011NR-12.....L.....56.....67**Boise State (2-2)**
* 2007NR-22.....W.....24.....10
LVB 2012NR-20.....L.....26.....28
* 2013NR-19.....W.....38.....6
2015NR-23.....L.....13.....16**Bowling Green (1-0)**
* 19869-NR.....W.....48.....0**Bremerton Sailors (2-0)**
* 1912W.....55.....0
* 1916W.....62.....0**Brigham Young (5-4)**
1985NR-16.....L.....3.....31
* 19867-11.....W.....52.....21
* 1996NR-14.....W.....29.....17
19974-19.....W.....42.....20
* 19989-NR.....W.....20.....10
1999L.....28.....35
* 2008NR-15.....L.....27.....28
2010L.....17.....23
FH 2013W.....31.....16**California (54-39-4)**
* 1904T.....6.....6
1915W.....72.....0
* 1915W.....13.....7
1916W.....13.....3
* 1916W.....14.....7
1917L.....0.....27
* 1919W.....7.....0
1921L.....3.....72
* 1922L.....7.....45
1923L.....0.....9
* 1924T.....7.....7
1925W.....7.....0
* 1926W.....13.....7
1927W.....6.....0
* 1928L.....0.....6
1929L.....0.....7
* 1930W.....13.....0
1931L.....0.....13
* 1932L.....6.....7
1933L.....0.....33
* 1934W.....13.....7
1935L.....0.....14
* 19368-NR.....W.....13.....0
1937NR-1.....T.....0.....0
* 1938NR-3.....L.....7.....14
1939W.....13.....6
* 194016-NR.....W.....7.....6
1941W.....13.....6
* 1942L.....6.....19
1944W.....33.....7
1945L.....14.....27
* 1946W.....20.....6
1947NR-12.....L.....7.....13
* 1948NR-4.....L.....0.....21
1949NR-5.....L.....7.....21
* 195012-6.....L.....7.....14
1951L.....28.....37* 1952W.....22.....7
1953L.....25.....53
* 1954L.....6.....27
1955L.....6.....20
* 1956L.....7.....16
1957W.....35.....27
* 1958L.....7.....12
195913-NR.....W.....20.....0
* 19606-NR.....W.....27.....7
1961L.....14.....21
* 1962W.....27.....0
1963W.....39.....26
* 1964W.....21.....16
1965L.....12.....16
* 1966L.....20.....24
1967W.....23.....6
* 1968NR-8.....T.....7.....7
1969L.....13.....44
* 1970L.....28.....31
197120-NR.....W.....30.....7
* 1972W.....35.....21
1973L.....49.....54
* 1974NR-18.....L.....26.....52
1975NR-18.....L.....24.....27
* 1976L.....0.....7
1977W.....50.....31
197916-NR.....W.....28.....24
1981W.....27.....26
* 19821-NR.....W.....50.....7
* 19841-NR.....W.....44.....14
1985W.....28.....12
* 198612-NR.....W.....50.....18
* 1988W.....28.....27
1989W.....29.....16
* 19907-NR.....W.....46.....7
19913-7.....W.....24.....17
* 19921-24.....W.....35.....16
199313-16.....W.....24.....23
* 199422-NR.....W.....31.....19
199710-NR.....W.....30.....3
* 1998W.....21.....13
1999W.....31.....27
* 20009-NR.....W.....36.....24
200113-NR.....W.....31.....28
* 200212-NR.....L.....27.....34
2003L.....7.....54
* 2004NR-5.....L.....12.....42
* 2005NR-16.....L.....17.....56
2006NR-11.....L (ot) 24.....31
* 2007W.....37.....23
2008L.....7.....48
* 2009NR-19.....W.....42.....10
2010W.....16.....13
* 2011W.....31.....23
2012W.....21.....13
* 2013W.....41.....17
2014W.....31.....7
* 2015L.....24.....30
20164-NR.....W.....66.....27**UC Santa Barbara (1-0)**
* 1971W.....65.....7**Chemawa Indians (2-0)**
* 1905W.....11.....6
* 1907W.....40.....0**Chicago (0-1)**
1929L.....6.....26**Cincinnati (1-0)**
* 1974W.....21.....17**Col. of Puget Sound (13-0)**
* 1910W.....51.....0
* 1911W.....35.....0
* 1912W.....53.....0
1923W.....24.....0
1924W.....96.....0
1925W.....80.....7
* 1926W.....33.....0
1927W.....40.....0
1928W.....40.....0
* 1929W.....73.....0
* 1930W.....60.....01933W.....14.....6
* 1934W.....34.....0**Colorado (10-5-1)**
* 1915W.....46.....0
* 1953L.....20.....21
* 1957T.....6.....6
1959W.....21.....12
* 1976L.....7.....21
FB 1985W.....20.....17
* 198921-5.....L.....28.....45
199012-20.....L.....14.....20
HB 199613-8.....L.....21.....33
* 1999W.....31.....24
20009-NR.....W.....17.....10
* 2011W.....52.....24
2012W.....38.....3
* 2013W.....59.....7
2014W.....38.....23
P12 20164-9.....W.....41.....10**Dartmouth (0-1)**
* 1920L.....7.....28**Duke (1-1)**
* 197212-NR.....W.....14.....6
1973L.....21.....23**East Carolina (1-0)**
* 199316-NR.....W.....35.....0**Eastern Col. Alumni (0-1)**
* 1889L.....0.....20**Eastern Washington (2-0)**
* 2011W.....30.....27
* 2014W.....59.....52**Everett Ath. Club (1-0)**
1899W.....33.....0**Everett H.S. (1-0)**
* 1912W.....55.....0
* 1913W.....26.....0**Florida (1-0)**
FB 1989W.....34.....7**Fort Worden (1-0)**
* 1911W.....99.....0**Fourth Air Force (0-1)**
* 1944NR-9.....L.....0.....28**Fresno State (2-1)**
* 19799-NR.....W.....49.....14
* 2004L.....16.....35
* 2006W.....21.....20**Georgia State (1-0)**
* 2014W.....45.....14**Gonzaga (3-0)**
1915W.....21.....7
* 1932W.....19.....7
* 1933W.....13.....0**Hawai'i (4-1)**
PB 1938W.....53.....13
* 1973L.....7.....10
2007NR-10.....L.....28.....35
* 2011W.....40.....32
201425-NR.....W.....17.....16**Hawai'i Townies (1-0)**
1938W.....35.....6**Houston (2-0)**
* 19849-NR.....W.....35.....7
1985W.....29.....12**Idaho (36-2-2)**
SP 1900L.....6.....12
* 1901W.....10.....0
* 1903W.....5.....0
* 1904W.....12.....10
1905L.....0.....8
* 1906W.....16.....9

Table listing football seasons for various teams including SP, Idaho State, Illinois, Indiana, Iowa, Iowa State, Kansas, Kansas State, Lincoln H.S., and LSU, with columns for year, opponent, and result.

Table listing football seasons for various teams including March Field Flyers, Maryland, Miami (Fla.), Miami (Ohio), Michigan, Minnesota, Mississippi State, Montana, and Multnomah A.C., with columns for year, opponent, and result.

Table listing football seasons for various teams including Navy, Navy Pre-Flight, Nebraska, Nevada, Ninth Army Corps, Northwestern, Notre Dame, Ohio State, Oklahoma, Oklahoma State, and Oregon, with columns for year, opponent, and result.

Table listing football seasons for various teams including PO, with columns for year, opponent, and result.

Oregon State (63-34-4)

	1897	L	0	16	
*	1902	W	16	6	
	1903	W	5	0	
*	1904	L	5	26	
	1905	L	0	16	
*	1906	T	0	0	
*	1908	W	32	0	
	1909	W	18	0	
*	1910	W	22	0	
*	1911	W	34	0	
PO	1912	W	9	3	
*	1913	W	47	0	
AL	1914	T	0	0	
*	1916	W	35	0	
*	1917	T	0	0	
*	1918	W	6	0	
*	1920	L	0	3	
	1921	L	0	24	
*	1922	W	14	3	
	1923	W	14	0	
*	1924	W	6	3	
*	1928	L	0	29	
*	1934	W	14	7	
*	1936	W	19	7	
*	1937	L	3	6	
*	1938	L	6	13	
*	1939	L	7	13	
*	1940	16-18	W	19	0
PO	1941	L	6	9	
*	1942	W	13	0	
PO	1945	W	13	0	
*	1945	18-NR	L	6	7
PO	1946	L	12	21	
*	1947	L	7	14	
PO	1948	T	14	14	
*	1949	L	3	7	
PO	1950	11-NR	W	35	6
*	1951	L	14	40	
PO	1952	W	38	13	
*	1953	W	28	0	
PO	1954	W	17	7	
*	1955	L	7	13	
PO	1956	NR-17	L	20	28
*	1957	W	19	6	
PO	1958	L	12	14	
*	1959	12-NR	W	13	6
PO	1960	8-18	W	30	29
*	1961	L	0	3	
PO	1962	7-NR	W	14	13
*	1963	W	34	7	
PO	1964	L	7	9	
*	1965	W	28	21	
	1966	L	13	24	
*	1967	W	13	6	
	1968	L	21	35	
*	1969	L	6	10	
	1970	W	29	20	
*	1971	W	38	14	
	1972	W	23	16	
*	1973	L	7	31	
	1974	L	9	23	
*	1975	W	35	7	
	1976	W	24	12	
*	1977	W	14	6	
	1978	W	34	0	
*	1979	7-NR	W	41	0
	1980	W	41	6	
*	1981	W	56	17	
	1982	1-NR	W	34	17
*	1983	16-NR	W	34	7
	1984	3-NR	W	19	7
*	1985	L	20	21	
	1986	13-NR	W	28	12
*	1987	W	28	12	
	1989	W	51	14	
	1991	3-NR	W	58	6
*	1992	6-NR	W	45	16
	1993	W	28	21	
*	1994	15-NR	W	24	10
	1995	18-NR	W	26	16
*	1996	19-NR	W	42	3
	1997	7-NR	W	45	17
*	1998	W	35	34	

	1999	W	47	21	
*	2000	13-23	W	33	30
	2001	8-NR	L	24	49
*	2002	W	41	29	
	2003	NR-22	W	38	17
*	2004	L	14	29	
*	2005	L	10	18	
*	2006	L	17	27	
	2007	L	23	29	
*	2008	L	13	34	
	2009	L	21	48	
*	2010	(2 ot)	W	35	34
	2011	L	21	38	
CL	2012	NR-7	W	20	17
	2013	W	69	27	
*	2014	W	37	13	
	2015	W	52	7	
*	2016	5-NR	W	41	17

Pacific (7-0)

*	1928	W	43	0	
*	1942	W	27	0	
*	1960	3-NR	W	55	6
*	1972	9-NR	W	13	6
*	1981	17-NR	W	34	14
*	1987	18-NR	W	31	3
*	1992	1-1-NR	W	31	7

Pacific Fleet (1-0)

*	1919	W	14	0
---	------	---	----	---

Penn State (0-2)

*	1921	L	7	21
AB	1983	L	10	13

Pittsburgh (1-4)

RB	1937	5-3	L	0	21
*	1939	L	6	27	
*	1961	W	22	17	
	1963	NR-10	L	6	13
*	1979	12-17	L	14	26

Portland State (2-0)

CL	2012	W	52	13	
*	2016	8-NR	W	41	3

Port Townsend A.C. (1-2-2)

	1893	T	6	6
	1894	T	14	14
	1896	L	0	18
	1899	L	0	11
*	1901	W	10	0

Port Townsend H.S. (1-0)

*	1899	W	16	0
---	------	---	----	---

Purdue (7-2-1)

*	1961	L	6	13	
*	1962	10-7	T	7	7
*	1971	W	38	35	
	1972	15-NR	W	22	21
*	1987	12-NR	W	28	10
	1988	20-NR	W	20	6
*	1989	15-NR	W	38	9
	1990	22-NR	W	20	14
RB	2000	4-14	W	34	24
SB	2002	L	24	34	

Puyallup Reservation (1-1)

*	1898	L	11	18
*	1898	W	13	0

Queen Anne H.S. (1-0)

*	1909	W	34	0
---	------	---	----	---

Rainier Valley A.C. (1-0)

*	1914	W	81	0
---	------	---	----	---

Rice (0-0-1)

*	1968	T	35	35
---	------	---	----	----

Rutgers (1-0)

*	2016	14-NR	W	48	13
---	------	-------	---	----	----

Sacramento State (1-0)

*	2015	W	49	0
---	------	---	----	---

Saint Mary's (1-1)

*	1946	L	20	24
*	1947	W	26	6

San Diego State (3-0)

*	1982	1-NR	W	46	25
*	1997	3-NR	W	36	3
CL	2012	W	21	12	

San Jose State (10-0)

*	1958	W	14	6	
*	1977	W	24	3	
*	1988	17-NR	W	35	31
*	1990	20-NR	W	20	17
*	1993	15-NR	W	52	17
*	1994	12-NR	W	34	20
*	1996	15-NR	W	53	10
*	2002	11-NR	W	34	10
*	2004	W	21	6	
*	2006	W	35	29	

Santa Clara (1-0)

*	1935	W	13	6
---	------	---	----	---

Seattle A.C. (3-4-2)

*	1892	L	0	28
*	1892	W	14	0
*	1894	L	0	24
*	1895	W	12	0
*	1895	T	0	0
*	1896	L	4	6
*	1896	W	12	6
*	1897	L	6	10
*	1906	T	10	10

Seattle H.S. (2-0-1)

*	1900	W	5	0
*	1906	W	4	0
*	1907	T	0	0

Seattle YMCA (2-0)

*	1896	W	4	0
*	1897	W	10	0

Second Air Force (0-1)

SP	1944	L	6	47
----	------	---	---	----

Sherman Indians (1-0)

*	1905	W	29	0
---	------	---	----	---

USC (29-52-4)

*	1923	W	22	0	
	1927	L	3	33	
*	1929	L	0	48	
	1930	L	0	32	
	1931	L	7	44	
*	1932	L	6	9	
	1933	L	7	13	
	1934	W	14	7	
	1935	W	6	2	
*	1936	10-15	W	12	0
	1937	W	7	0	
*	1938	NR-9	W	7	6
	1939	NR-1	L	7	9
*	1940	17-NR	W	14	0
	1941	W	14	13	
*	1942	T	0	0	
RB	1944	12-NR	L	0	29
	1944	NR-15	L	7	38
*	1945	NR-20	W	13	7
	1946	L	0	28	
*	1947	NR-5	L	0	19
	1948	L	7	32	
*	1949	NR-15	L	28	40
	1950	19-NR	W	28	13
*	1951	12-NR	L	13	20
	1952	17-5	L	0	33
*	1953	NR-7	T	13	13
	1954	NR-8	L	0	41
*	1955	18-10	W	7	0
	1956	NR-9	L	7	35
*	1957	L	12	19	
	1958	L	6	21	
*	1959	18-7	L	15	22
	1960	7-NR	W	34	0
*	1961	T	0	0	
	1962	9-3	L	0	14
*	1963	W	22	7	
	1964	W	14	13	
*	1965	NR-8	L	0	34
	1966	NR-6	L	14	17
*	1967	NR-1	L	6	23
	1968	NR-1	L	7	14

*	1969	NR-6	L	7	16
	1970	NR-11	L	25	28
*	1971	19-15	L	12	13
	1972	18-1	L	7	34
*	1973	NR-9	L	19	42
	1974	NR-8	L	11	42
*	1975	NR-13	W	8	7
	1976	NR-3	L	3	20
*	1977	NR-14	W	28	10
	1978	19-5	L	10	28
*	1979	15-4	L	17	24
	1980	NR-2	W	20	10
*	1981	NR-3	W	13	3
*	1983	18-NR	W	24	0
	1984	1-14	L	7	16
*	1985	W	20	17	
	1986	6-12	L	10	20
*	1987	L	23	37	
	1988	16-3	L	27	28
	1989	NR-9	L	16	24
*	1990	21-5	W	31	0
	1991	2-NR	W	14	3
*	1992	1-20	W	17	10
*	1993	25-NR	L	17	22
	1994	23-17	L	17	24
*	1995	17-13	T	21	21
	1996	21-NR	W	21	10
*	1997	7-NR	W	27	0
	1998	L	10	33	
*	2001	10-NR	W	27	24
	2002	22-19	L	21	41
*	2003	NR-5	L	23	43

* 1961	W	13	0	
1962	9-NR	W	14	0
* 1963	W	19	11	
1964	W	6	0	
* 1965	W	41	8	
1966	W	22	20	
* 1967	L	7	14	
1968	L	20	35	
* 1969	NR-14	L	7	21
1970	NR-6	L	22	29
* 1971	11-NR	L	6	17
1972	12-17	L	0	24
* 1973	L	14	23	
1974	L	17	34	
* 1975	L	21	24	
1976	L	28	34	
* 1977	W	45	21	
1978	NR-18	W	34	31
1980	NR-20	W	27	24
* 1981	18-NR	W	42	31
1982	2-NR	L	31	43
* 1983	17-NR	W	32	15
1984	2-NR	W	37	15
* 1985	W	34	0	
1986	12-18	W	24	14
* 1987	13-NR	W	31	21
1988	W	28	25	
1990	13-NR	W	52	16
1991	4-NR	W	42	7
* 1992	2-15	W	41	7
* 1993	12-15	W	31	14
1994	12-NR	L	28	46
1995	24-16	W	38	28
* 1996	18-NR	W	27	6
* 1999	NR-25	W	35	30
2000	9-NR	W	31	28
* 2001	11-10	W	42	28
* 2003	18-NR	W	28	17
2004	L	13	27	
* 2006	L	3	20	
2007	W	27	9	
* 2008	L	28	35	
2009	24-NR	L	14	34
* 2010	NR-13	L	0	41
2011	22-7	L	21	65
CL * 2012	NR-8	W	17	13
2013	15-5	L	28	31
* 2014	NR-16	L	13	20
2015	NR-10	L	14	31
* 2016	10-7	W	44	6
Syracuse (3-1)				
* 1973	W	21	7	
1977	L	20	22	
2007	W	42	12	
* 2010	W	42	10	
Tacoma A.C. (1-1)				
WS 1893	L	4	6	
1895	W	8	4	
Texas (1-3)				
1974	NR-19	L	21	35
* 1975	NR-8	L	10	28
SB 1979	13-11	W	14	7
HB 2001	21-9	L	43	47
Texas A&M (1-2)				
* 1974	NR-9	L	15	28
1987	10-NR	L	12	29
* 1989	NR-15	W	19	6
Texas Christian (1-0)				
* 1971	17-NR	W	44	26
Texas-El Paso (1-0)				
* 1982	2-NR	W	55	0
Texas Tech (2-0)				
1981	W	14	7	
* 1982	1-NR	W	10	3
Toledo (1-0)				
* 1991	3-NR	W	48	0
Tulane (1-0)				
IB 1987	W	24	12	
UCLA (30-40-2)				
1932	W	19	0	
* 1933	W	10	0	
1936	W	14	0	
* 1937	W	26	0	

1938	L	0	13	
1939	L	7	14	
1940	13-NR	W	41	0
* 1941	W	14	7	
1942	NR-18	L	10	14
* 1946	L	13	39	
1947	L	7	34	
* 1948	W	27	6	
1949	L	26	47	
* 1950	10-13	W	21	20
1951	NR-18	T	20	20
* 1952	NR-14	L	7	32
1953	NR-7	L	6	22
* 1954	NR-2	L	20	21
1955	NR-4	L	17	19
* 1956	NR-19	L	9	13
1957	L	0	19	
* 1958	L	0	20	
1959	17-NR	W	23	7
* 1960	13-15	W	10	8
1961	W	17	13	
* 1962	W	30	0	
1963	L	0	14	
* 1964	W	22	20	
1965	NR-8	L	24	28
* 1966	NR-3	W	16	3
1967	NR-4	L	0	48
* 1968	W	6	0	
1969	NR-9	L	14	57
* 1970	NR-17	W	61	20
1971	W	23	12	
* 1972	NR-8	W	30	21
1973	NR-10	L	13	62
* 1974	NR-18	W	31	9
1975	NR-13	W	17	13
* 1976	NR-3	L	21	30
1977	L	12	20	
* 1978	11-12	L	7	10
1979	20-NR	W	34	14
1981	16-NR	L	0	31
* 1981	10-9	W	10	7
1983	11-NR	L	24	27
* 1985	NR-13	W	21	14
* 1986	10-19	T	17	17
1987	NR-7	L	14	47
* 1988	16-2	L	17	24
1989	W	28	27	
* 1990	2-NR	L	22	25
1993	12-22	L	25	39
* 1994	12-NR	W	37	10
1995	22-NR	W	38	14
* 1996	25-NR	W	41	21
1997	13-9	L	52	28
* 1998	NR-3	L	24	36
1999	22-NR	L (ot)	20	23
* 2000	7-NR	W	35	28
2001	10-7	L	13	35
* 2002	L	24	34	
2003	18-NR	L	16	46
* 2004	L	31	37	
2005	NR-20	L	17	21
* 2006	W	29	19	
2007	L	31	44	
* 2008	L	7	27	
2009	L	23	24	
* 2010	W	24	7	
2013	NR-13	L	31	41
* 2014	NR-18	L	30	44
USS Chicago (1-0)				
* 1905	W	11	0	
USS Idaho (3-0)				
* 1922	W	49	0	
* 1927	W	27	0	
* 1927	W	48	0	
USS Maryland (1-0)				
* 1924	W	33	0	
USS Milwaukee (1-0)				
* 1909	W	39	0	
USS Mississippi (1-0)				
* 1923	W	33	0	
USS Nebraska (0-1)				
* 1907	L	6	19	
USS New Mexico (1-0)				
* 1926	W	20	0	

USS New York (2-0)				
* 1919	W	120	0	
* 1923	W	42	7	
USS Oklahoma (1-0)				
* 1925	W	59	0	
USS Philadelphia (1-0)				
* 1906	W	5	0	
USS Tennessee (1-0)				
* 1928	W	41	0	
Utah (9-1)				
* 1931	W	7	6	
* 1949	W	14	7	
1953	W	21	14	
* 1954	W	7	6	
* 1959	W	51	6	
* 1979	14-NR	W	41	7
2011	W	31	14	
CL * 2012	W	34	15	
* 2015	NR-13	L	23	34
2016	4-17	W	31	24
Utah State (3-0)				
* 1904	W	45	0	
* 1998	W	53	12	
* 2015	W	31	17	
Vashon College (3-0)				
* 1895	W	44	4	
* 1895	W	34	0	
* 1901	W	17	5	
Viciendas (1-0)				
1893	W	8	4	
Virginia (1-0)				
* 1976	W	38	17	
Washington Colleg (0-0-1)				
1890	T	0	0	
Washington H.S. (1-0)				
* 1908	W	23	5	
Washington Park A.C. (2-0)				
* 1914	W	45	0	
* 1915	W	64	0	
Washington State (70-32-6)				
* 1900	T	5	5	
1901	L	0	10	
* 1902	W	16	0	
1903	W	10	0	
* 1904	W	12	6	
* 1907	L	5	11	
* 1908	T	6	6	
1910	W	16	0	
* 1911	W	30	6	
* 1912	W	19	0	
* 1913	W	20	0	
* 1914	W	45	0	
* 1917	L	0	14	
1919	W	13	7	
* 1921	L	0	14	
1922	W	16	13	
* 1923	W	24	7	
* 1924	W	14	0	
1925	W	23	0	
* 1926	L	6	9	
* 1927	W	14	0	
* 1928	W	6	0	
1929	L	13	20	
* 1930	L	0	3	
* 1931	W	12	0	
* 1932	T	0	0	
1933	L	6	17	
* 1934	T	0	0	
1935	W	21	0	
* 1936	6-20	W	40	0
1937	T	7	7	
* 1938	W	26	0	
1939	L	0	6	
* 1940	12-NR	W	33	9
1941	W	23	13	
SP				
* 1942	NR-15	T	0	0
* 1945	W	6	0	
* 1945	L	0	7	
1946	W	21	7	
* 1947	W	20	0	
1948	L	0	10	
* 1949	W	34	21	
SP * 1950	18-NR	W	52	21
* 1951	NR-17	L	25	27
SP * 1952	W	33	27	
* 1953	L	20	25	
1954	L	7	26	
* 1955	W	27	7	
SP * 1956	W	40	26	
* 1957	L	7	27	
SP * 1958	L	14	18	
* 1959	14-NR	W	20	0
SP * 1960	5-NR	W	8	7
* 1961	W	21	17	
SP * 1962	W	26	21	
* 1963	W	16	0	
SP * 1964	W	14	0	
* 1965	W	27	9	
SP * 1966	W	19	7	
* 1967	L	7	9	
SP * 1968	L	0	24	
* 1969	W	30	21	
SP * 1970	W	43	25	
* 1971	W	28	20	
SP * 1972	17-20	L	10	27
* 1973	L	26	52	
SP * 1974	W	24	17	
* 1975	W	28	27	
SP * 1976	W	51	32	
* 1977	19-NR	W	35	15
SP * 1978	W	38	8	
* 1979	16-NR	W	17	7
SP * 1980	16-NR	W	30	23
* 1981	17-14	W	23	10
1982	5-NR	L	20	24
* 1983	15-NR	L	6	17
1984	8-NR	W	38	29
* 1985	L	20	21	
1986	12-NR	W	44	23
* 1987	W	34	19	
1988	L	31	32	
* 1989	W	20	9	
1990	10-NR	W	55	10
* 1991	2-NR	W	56	21
1992	5-NR	L	23	42
* 1993	W	26	3	
1994	18-NR	L	6	23
* 1995	22-NR	W	33	30
1996	12-NR	W (ot)	31	24
* 1997	17-11	L	35	41
1998	W	16	9	
* 1999	W	24	14	
2000	6-NR	W	51	3
* 2001	16-9	W	26	14
2002	NR-3	W (3ot)	29	26
* 2003	NR-8	W	27	19
2004	L	25	28	
* 2005	L	22	26	
2006	W	35	32	
* 2007	L	28	35	
2008	L (2ot)	13	16	
* 2009	W	30	0	
2010	W	35	28	
CL * 2011	W	38	21	
2012	L (ot)	28	31	
* 2013	W	27	17	
2014	W	31	13	
* 2015	NR-23	W	45	10
2016	6-23	W	45	17
West Seattle A.C. (3-0)				
* 1924	W	32	0	
* 1925	W	56	0	
* 1932	W	66	0	

Whitman Col. (28-2-3)

1894	W	46	0
* 1899	W	6	5
1900	T	11	11
* 1901	L	0	10
1902	W	11	5
* 1903	W	35	0
* 1904	W	33	0
* 1905	T	6	6
* 1906	T	0	0
1907	L	8	12
* 1908	W	6	0
* 1909	W	17	0
* 1910	W	12	8
* 1913	W	40	6
* 1914	W	28	7
* 1915	W	27	0
* 1916	W	37	6
* 1917	W	14	6
* 1920	W	33	14
* 1921	W	7	0
* 1923	W	19	0
* 1924	W	55	0
* 1925	W	64	2
1926	W	44	0
* 1927	W	61	7
* 1928	W	7	0
* 1929	W	47	0
* 1930	W	48	0
* 1931	W	77	0
* 1932	W	33	7
* 1943	W	35	6
* 1944	W	65	6
1944	W	71	0

Whitworth (5-0)

TA 1905	W	10	4
* 1906	W	8	0
TA 1907	W	5	0
* 1908	W	24	4
* 1913	W	100	0

Willamette (9-0-1)

* 1906	T	0	0
1907	W	21	0
* 1923	W	54	0
* 1924	W	57	0
* 1925	W	108	0
* 1926	W	28	0
* 1927	W	32	6
* 1928	W	26	0
* 1944	W	71	0
1944	W	40	6

Wilson Business Col. (1-0)

* 1899	W	11	0
--------	---	----	---

Wisconsin (4-0)

RB 1960	8-6	W	44	8
* 1967	W	17	0	
1968	W	21	17	
* 1992	2-NR	W	27	10

Wyoming (2-0)

* 1979	15-NR	W	38	2
* 2002	13-NR	W	38	7

KEY — * indicates a UW home game; Numbers following season and before result indicate AP rankings for both teams coming into game. UW is listed first.

- AB — Aloha Bowl, Honolulu
- AL — Albany, Ore.
- ALA — Alamo Bowl, San Antonio
- CB — Cactus Bowl, Tempe, Ariz.
- CHI — Soldier Field, Chicago
- CL — CenturyLink Field, Seattle
- FB — Freedom Bowl, Anaheim, Calif.
- FH — Fight Hunger Bowl, San Francisco
- HB — Holiday Bowl, San Diego
- HD — Heart of Dallas Bowl, Dallas
- IB — Independence Bowl, Shreveport, La.
- LVB — Las Vegas Bowl, Las Vegas
- OB — Orange Bowl, Miami
- OHB — Oahu Bowl, Honolulu
- P12 — Pac-12 Championship Game (Santa Clara, Calif.)
- PB — Pineapple Bowl, Honolulu
- PeB — Peach Bowl, Atlanta, Ga.
- RB — Rose Bowl, Pasadena, Calif.
- QF — Qwest Field (now CenturyLink Field), Seattle
- SB — Sun Bowl, El Paso, Texas
- SF — San Francisco
- SP — Spokane
- TA — Tacoma
- WS — West Seattle

WASHINGTON BOWL HISTORY

Date	Bowl	Site	Opponent	W/L	UW	OPP	Attendance
Jan. 1, 1924	Rose	Pasadena, Calif.	Navy	T	14	14	40,000
Jan. 1, 1926	Rose	Pasadena, Calif.	Alabama	L	19	20	45,000
Jan. 1, 1937	Rose	Pasadena, Calif.	Pittsburgh	L	0	21	87,196
Jan. 1, 1938	Pineapple	Honolulu, Hawai'i	Hawai'i	W	53	13	13,500
Jan. 1, 1944*	Rose	Pasadena, Calif.	USC	L	0	29	68,000
Jan. 1, 1960	Rose	Pasadena, Calif.	Wisconsin	W	44	8	100,809
Jan. 2, 1961	Rose	Pasadena, Calif.	Minnesota	W	17	7	97,314
Jan. 1, 1964	Rose	Pasadena, Calif.	Illinois	L	7	17	96,957
Jan. 2, 1978	Rose	Pasadena, Calif.	Michigan	W	27	20	105,312
Dec. 22, 1979	Sun	El Paso, Texas	Texas	W	14	7	33,412
Jan. 1, 1981	Rose	Pasadena, Calif.	Michigan	L	6	23	104,863
Jan. 1, 1982	Rose	Pasadena, Calif.	Iowa	W	28	0	105,611
Dec. 25, 1982	Aloha	Honolulu, Hawai'i	Maryland	W	21	20	30,055
Dec. 26, 1983	Aloha	Honolulu, Hawai'i	Penn State	L	10	13	37,212
Jan. 1, 1985	Orange	Miami, Fla.	Oklahoma	W	28	17	56,294
Dec. 30, 1985	Freedom	Anaheim, Calif.	Colorado	W	20	17	30,961
Dec. 25, 1986	Sun	El Paso, Texas	Alabama	L	6	28	48,722
Dec. 19, 1987	Independence	Shreveport, La.	Tulane	W	24	12	41,683
Dec. 30, 1989	Freedom	Anaheim, Calif.	Florida	W	34	7	33,858
Jan. 1, 1991	Rose	Pasadena, Calif.	Iowa	W	46	34	101,273
Jan. 1, 1992	Rose	Pasadena, Calif.	Michigan	W	34	14	103,566
Jan. 1, 1993	Rose	Pasadena, Calif.	Michigan	L	31	38	94,236
Dec. 29, 1995	Sun	El Paso, Texas	Iowa	L	18	38	49,116
Dec. 30, 1996	Holiday	San Diego, Calif.	Colorado	L	21	33	54,749
Dec. 25, 1997	Aloha	Honolulu, Hawai'i	Michigan State	W	51	23	34,419
Dec. 25, 1998	Oahu	Honolulu, Hawai'i	Air Force	L	25	45	46,451
Dec. 29, 1999	Holiday	San Diego, Calif.	Kansas State	L	20	24	57,118
Jan. 1, 2001	Rose	Pasadena, Calif.	Purdue	W	34	24	94,392
Dec. 28, 2001	Holiday	San Diego, Calif.	Texas	L	43	47	60,548
Dec. 31, 2002	Sun	El Paso, Texas	Purdue	L	34	24	48,917
Dec. 30, 2010	Holiday	San Diego, Calif.	Nebraska	W	19	7	57,921
Dec. 29, 2011	Alamo	San Antonio, Texas	Baylor	L	56	67	65,256
Dec. 22, 2012	Las Vegas	Las Vegas, Nev.	Boise State	L	26	28	33,217
Dec. 27, 2013	Fight Hunger	San Francisco, Calif.	BYU	W	31	16	34,136
Jan. 2, 2015	Cactus	Tempe, Ariz.	Oklahoma State	L	30	22	35,409
Dec. 26, 2015	Heart of Dallas	Dallas, Texas	Southern Miss	W	44	31	20,229
Dec. 31, 2016	Peach	Atlanta, Ga.	Alabama	L	7	24	75,996