

# JAPAN

## KITAKYUSHU

### HIBIKI CONTAINER TERMINAL

#### CONTACT

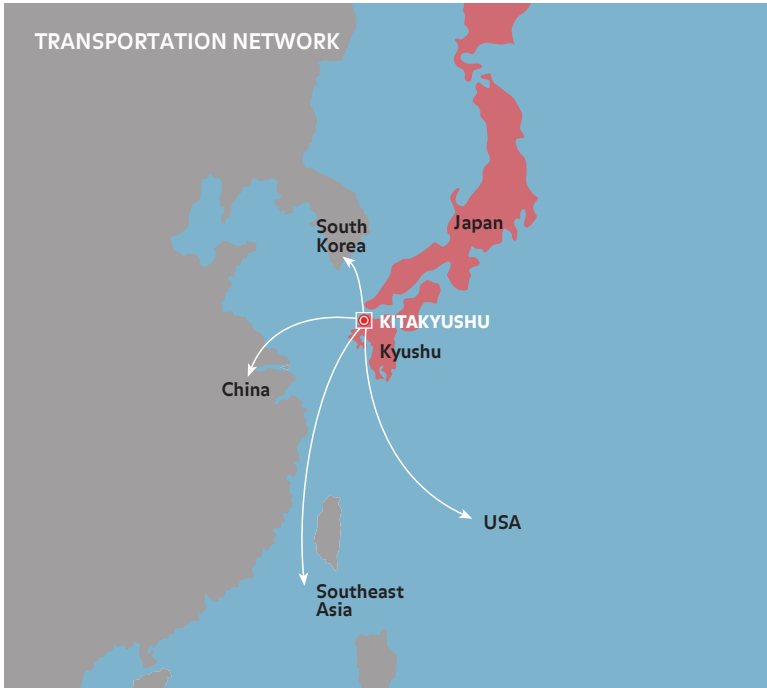
Hibiki Container Terminal Co., Ltd.  
Chisaki, 3-chome,  
Hibiki-machi, Wakamatsu-ku,  
Kitakyushu City, Japan

#### ROGER TAN

PSA International Pte Ltd

Email : rogertan@globalpsa.com  
Tel : +86 10 57623600  
Fax : +86 10 57623611

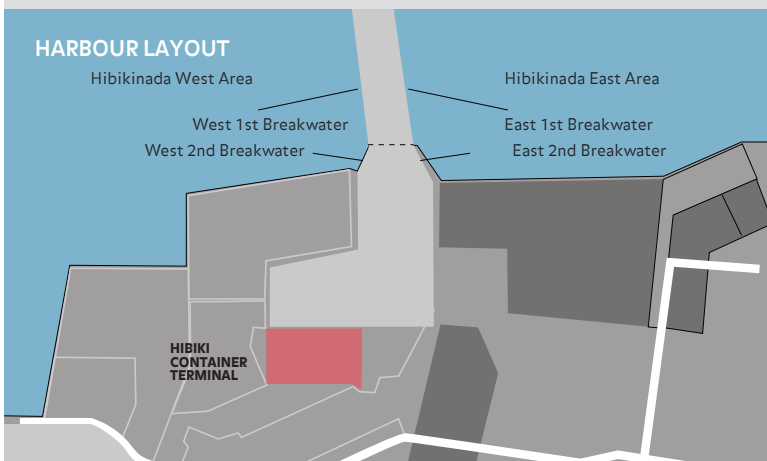
#### TRANSPORTATION NETWORK



Hibiki Container Terminal is well-situated along the main trade routes between Asia and the West Coast of North America, in western Japan about 240 kilometres from Busan Port in Korea.

Taking advantage of the increasing trade in the Pan Yellow Sea area between Japan, China and Korea, Hibiki Container Terminal is poised to provide shippers and shipping lines with a full range of round-the-clock hub services. ■

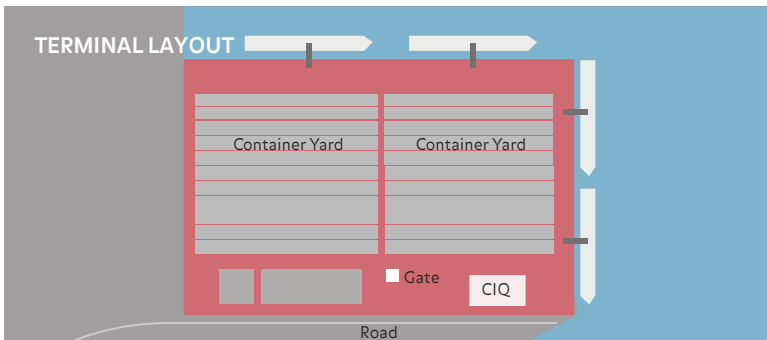
#### HARBOUR LAYOUT



#### Facilities

Container berths	4
Quay length (m)	1,225
Area (ha)	43
Max depth at Chart Datum (m)	15
Quay cranes	4
Designed capacity (*000 TEUs)	1,100

#### TERMINAL LAYOUT



HIBIKI CONTAINER TERMINAL

SOUTHEAST ASIA  
NORTHEAST ASIA  
MIDDLE EAST  
EUROPE & MEDITERRANEAN  
THE AMERICAS  
JAPAN