

# CHINA

## LIANYUNGANG

### LYG-PSA CONTAINER TERMINAL

#### CONTACT

LYG-PSA Container Terminal Ltd  
Lianyungang Miaoling Port Zone,  
Jiangsu, China

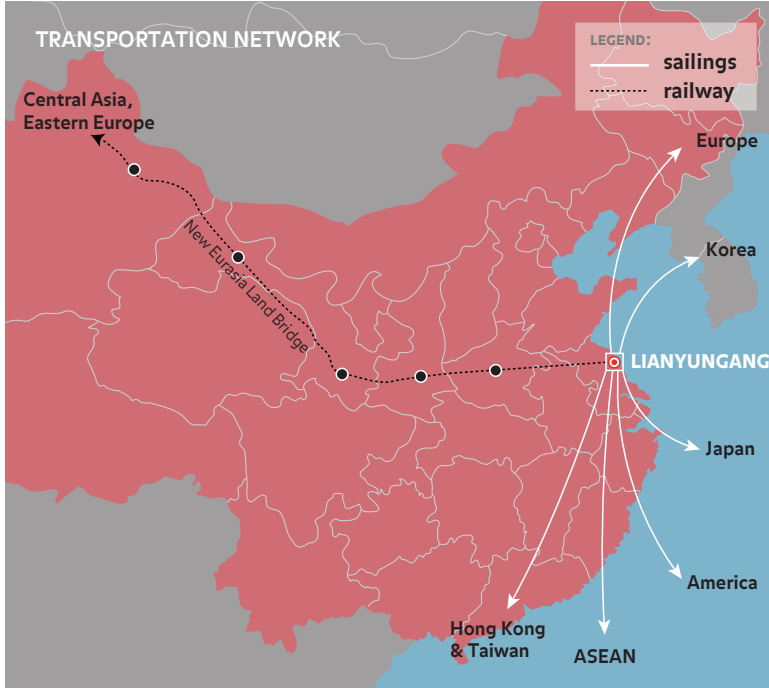
#### LENG YE W MING

General Manager

Email : [ymleng@globalpsa.com](mailto:ymleng@globalpsa.com)

Tel : +86 518 81768555

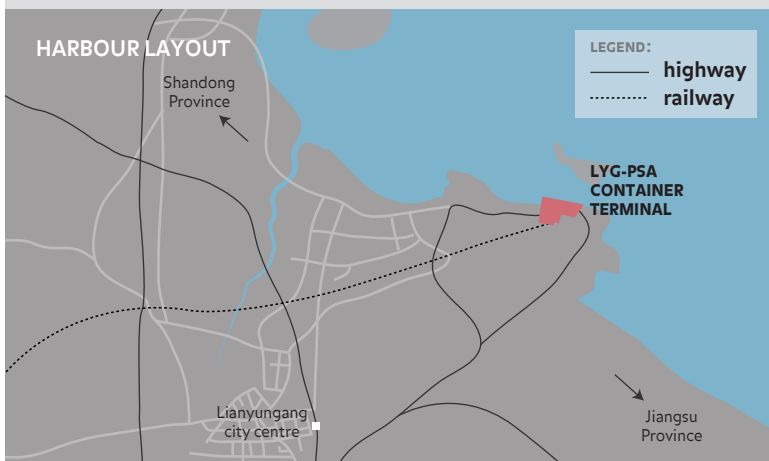
Website : [www.lyg-psa.com](http://www.lyg-psa.com)



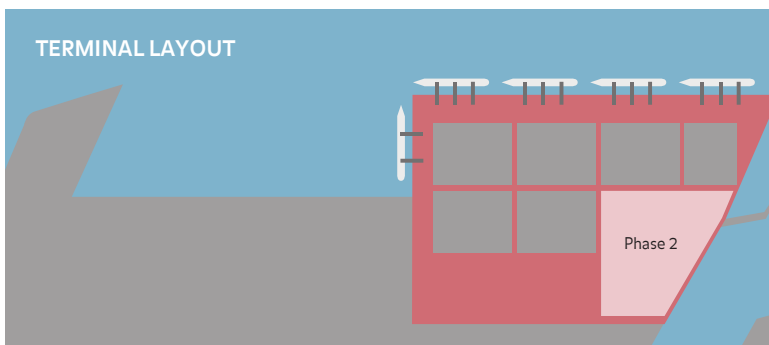
The LYG-PSA Container Terminal (LPCT) marks PSA's first major foray into the Yangtze River Delta region – one of the most important economic regions in China, linking many key cities.

LPCT supports container trade originating from the hinterland of Shandong and Jiangsu, China's second and third largest economic provinces respectively, and connects it to shipping routes linking China with Europe, the Americas and the rest of Asia.

Established rail connections – in particular the New Eurasia Land Bridge – originating from Lianyungang Port to China's central and western regions, Central Asia and Eastern Europe, create an integrated intermodal network and the terminal stands to benefit from growth in the various regions. ■



Facilities	
Container berths	5
Quay length (m)	1,700
Area (ha)	83
Max depth at Chart Datum (m)	16.5
Quay cranes	14
Designed capacity ('000 TEUs)	2,800



LYG-PSA CONTAINER TERMINAL

SOUTHEAST ASIA  
NORTHEAST ASIA  
MIDDLE EAST  
EUROPE & MEDITERRANEAN  
THE AMERICAS

CHINA