

BELGIUM ANTWERP

PSA ANTWERP

CONTACT

PSA Antwerp NV
Napelsstraat 79,
2000, Antwerp, Belgium

OLIVIER VERHAEGEN

Commercial Director

Email : olivier.verhaegen@globalpsa.com
Tel : +32 3 260 6111
Fax : +32 3 260 6268
Website : www.psa-antwerp.be

TRANSPORTATION NETWORK



PSA Antwerp, PSA's largest investment outside Singapore, is the container gateway to Europe, with excellent transshipment and hinterland connections for rail, road, barge and short-sea vessels.

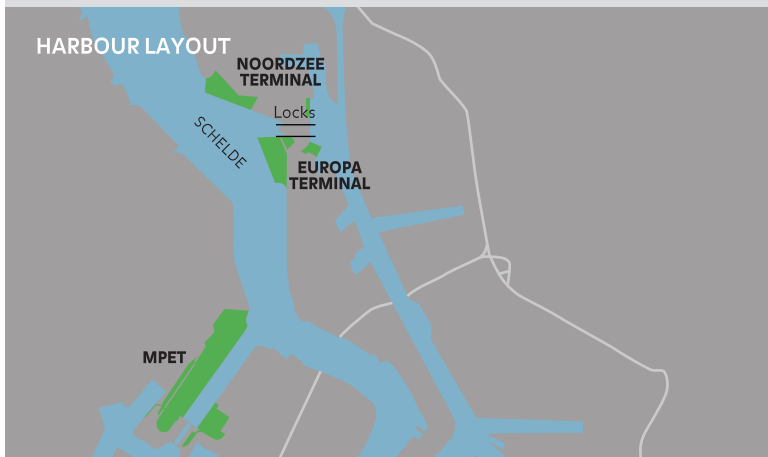
PSA Antwerp operates two fully-owned container terminals in Antwerp – namely Noordzee and Europa Terminal; and MSC PSA European Terminal (MPET), a joint venture with Terminal Investment Limited located at the left bank of Schelde River.

The Antwerp container terminals are connected to 800 destinations worldwide through 300 regular services. They handle over 80% of containers that arrive in Antwerp.

MPET is today a 9-MTEU facility, making it the largest container terminal in Europe.

In addition, the Europa and Noordzee Terminals have been upgraded to enable mega-vessel handling. Further expansion and upgrading works are in the pipeline. ■

HARBOUR LAYOUT



ANTWERP

MPET

Noordzee Terminal
Europa Terminal

Facilities

Container berths	15
Quay length (m)	6,145
Area (ha)	393
Max depth at Chart Datum (m)	17
Quay cranes	61
Designed capacity ('000 TEUs)	13,400

SOUTHEAST ASIA

NORTHEAST ASIA

MIDDLE EAST SOUTH ASIA

EUROPE & MEDITERRANEAN BELGIUM

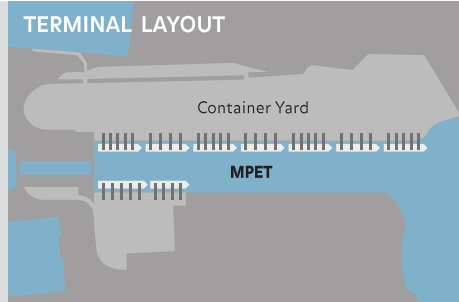
THE AMERICAS

BELGIUM ANTWERP

PSA ANTWERP



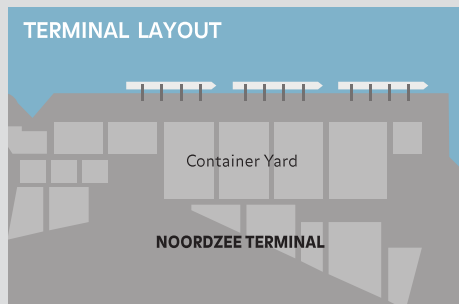
MPET



MPET	
Facilities	
Container berths	9
Quay length (m)	3,700
Area (ha)	242
Max depth at Chart Datum (m)	17
Quay cranes	41
Designed capacity ('000 TEUs)	9,000



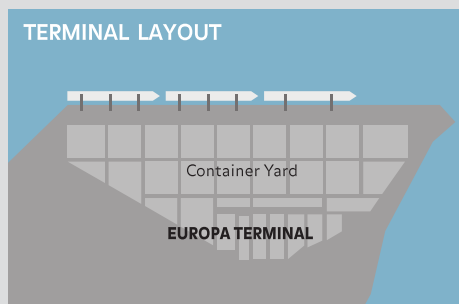
NOORDZEE TERMINAL



NOORDZEE TERMINAL	
Facilities	
Container berths	3
Quay length (m)	1,125
Area (ha)	79
Max depth at Chart Datum (m)	17
Quay cranes	12
Designed capacity ('000 TEUs)	2,600



EUROPA TERMINAL



EUROPA TERMINAL	
Facilities	
Container berths	3
Quay length (m)	1,180
Area (ha)	72
Max depth at Chart Datum (m)	14.5
Quay cranes	8
Designed capacity ('000 TEUs)	1,800

SOUTHEAST ASIA

NORTHEAST ASIA

MIDDLE EAST SOUTH ASIA

EUROPE & MEDITERRANEAN BELGIUM

THE AMERICAS